

# Bremssättel Brake Calipers

2021

Bremsen-Ersatzteilprogramm

Brake Parts Program



Brakethrough Technology





# Erstklassig First-class

## Besser ist besser

Wenn es um Qualität geht, genügt uns ein „sehr gut“ noch lange nicht. Wir erfüllen hohe Ansprüche an das Qualitätsmanagement und die europäische Sicherheitsnorm ECE-R90 wird von ATE sogar übertroffen. Zudem führen wir zahlreiche zusätzliche Tests durch, unter anderem zu Verschleiß und Wärmeleistung.

Auch Nachhaltigkeit ist uns wichtig: Wir stellen die Mischungen für ATE Bremsbeläge auf kupferfreie Materialien um und setzen bei ATE Ceramic auf geringen Abrieb. Nutzen ausschließlich umweltfreundliches Material für die Beschichtung von Bremscheiben. Und bereiten Produkte wie Bremsättel wieder auf.

## Better is better

When it comes to quality, “very good” is simply not good enough for us. We meet high standards of quality management – and ATE even exceeds the European safety standard ECE-R90. We also perform many additional tests, including wear and thermal performance.

Sustainability is also important to us: we convert the compounds for ATE brake pads to copperfree materials and opt for low abrasion with ATE Ceramic. We only use environmentally friendly material for the coating of brake discs – and we remanufacture products like brake callipers.



## DE Inhaltsverzeichnis

Fahrzeugregister  
Produktdetails  
Fahrzeugverwendungen  
Technische Übersetzungen

4  
13  
219  
1709

Index of vehicles  
Product details  
Applications of vehicles  
Technical translations

## EN Table of contents

## ES Índice

4  
13  
219  
1709

Índice de vehículos  
Descripción del producto  
Aplicaciones  
Traducciones técnicas

4  
13  
219  
1709

## FR Table des matières

Liste des véhicules  
Présentation du produit  
Applications  
Traductions techniques

4  
13  
219  
1709

Indice autovetture  
Panoramica prodotti  
Applicazioni autoveicoli  
Traduzioni tecniche

## IT Sommario

4  
13  
219  
1709





- DE** Fahrzeugregister
- EN** Index of vehicles
- ES** Índice de vehículos
- FR** Liste des véhicules
- IT** Indice autovettura

2021





**ABARTH 220**

500 / 595 / 695	220
500C / 595C / 695C	220
GRANDE PUNTO	220
PUNTO	220
PUNTO EVO	220

**ALFA ROMEO 220**

145 (930_)	221
146 (930_)	221
147 (937_)	222
155 (167_)	223
156 (932_)	224
156 Sportwagon (932_)	225
159 (939_)	226
159 Sportwagon (939_)	227
BRERA (939_)	228
GIULIETTA (940_)	228
GIULIETTA Kasten/Schrägheck (940_)	229
GT (937_)	230
GTV (916_)	230
MITO (955_)	230
SPIDER (916_)	231
SPIDER (939_)	231

**AUDI 232**

80 B4 Avant (8C5)	232
A1 (8X1, 8XK)	234
A1 Sportback (8XA, 8XF)	237
A2 (8Z0)	239
A3 (8L1)	239
A3 (8P1)	243
A3 (8V1, 8VK)	247
A3 Cabriolet (8P7)	249
A3 Cabriolet (8V7, 8VE)	250
A3 Limousine (8VS, 8VM)	251
A3 Sportback (8PA)	254
A3 Sportback (8VA, 8VF)	257
A4 Allroad B8 (8KH)	260
A4 Allroad B9 (8WH, 8WJ)	261
A4 B5 (8D2)	261
A4 B5 Avant (8D5)	267
A4 B6 (8E2)	271
A4 B6 Avant (8E5)	273
A4 B6 Cabriolet (8H7)	275
A4 B7 (8EC)	277
A4 B7 Avant (8ED)	281
A4 B7 Cabriolet (8HE)	285
A4 B8 (8K2)	286
A4 B8 Avant (8K5)	289
A4 B9 (8W2, 8WC)	293
A4 B9 Avant (8W5, 8WD)	295
A5 (8T3)	296
A5 Cabriolet (8F7)	301
A5 Sportback (8TA)	305
A6 Allroad C6 (4FH)	307
A6 Allroad C7 (4GH, 4GJ)	309
A6 C4 (4A2)	310
A6 C4 Avant (4A5)	312
A6 C5 (4B2)	314
A6 C5 Avant (4B5)	318
A6 C6 (4F2)	321
A6 C6 Avant (4F5)	325
A6 C7 (4G2, 4GC)	328
A6 C7 Avant (4G5, 4GD)	332
A7 Sportback (4GA, 4GF)	334
A7 Sportback (4KA)	336
A8 (4D2, 4D8)	336
A8 (4E2, 4E8)	337
A8 (4H2, 4H8, 4HC, 4HL)	341
ALLROAD C5 (4BH)	343
CABRIOLET B4 (8G7)	343
COUPE B3 (89, 8B3)	345
Q2 (GAB, GAG)	347
Q3 (8UB, 8UG)	347
Q3 (F3B)	349
Q3 Sportback (F3N)	349
Q5 (8RB)	349
Q7 (4LB)	351

**AUDI 232**

TT (8J3)	351
TT (8N3)	353
TT (FV3, FVP)	354
TT Roadster (8J9)	354
TT Roadster (8N9)	356
TT Roadster (FV9, FVR)	357

**BMW 357**

1 (E81)	357
1 (E87)	360
1 (F20)	364
1 (F21)	364
1 (F40)	365
1 Cabriolet (E88)	365
1 Coupe (E82)	367
2 Active Tourer (F45)	368
2 Active Tourer Van (F45)	368
2 Cabriolet (F23)	369
2 Coupe (F22, F87)	369
2 Gran Coupe (F44)	369
2 Gran Tourer (F46)	369
2 Gran Tourer Van (F46)	369
3 (E36)	370
3 (E46)	372
3 (E90)	375
3 (F30, F80)	383
3 Cabriolet (E36)	384
3 Cabriolet (E46)	386
3 Cabriolet (E93)	388
3 Compact (E36)	390
3 Compact (E46)	392
3 Coupe (E36)	393
3 Coupe (E46)	395
3 Coupe (E92)	397
3 Gran Turismo (F34)	403
3 Touring (E36)	403
3 Touring (E46)	404
3 Touring (E91)	407
3 Touring (F31)	413
3 Touring Van (F31)	414
4 Cabriolet (F33, F83)	414
4 Coupe (F32, F82)	414
4 Gran Coupe (F36)	415
5 (E34)	415
5 (E39)	417
5 (E60)	423
5 (F10)	432
5 Gran Turismo (F07)	437
5 Touring (E34)	439
5 Touring (E39)	440
5 Touring (E61)	445
5 Touring (F11)	456
6 (E63)	461
6 Cabriolet (E64)	462
6 Cabriolet (F12)	463
6 Coupe (F13)	464
6 Gran Coupe (F06)	465
7 (E38)	465
7 (E65, E66, E67)	467
7 (F01, F02, F03, F04)	470
8 (E31)	471
X1 (E84)	472
X1 (F48)	475
X2 (F39)	475
X3 (E83)	475
X3 (F25)	477
X4 (F26)	478
X5 (E53)	478
X5 (E70)	479
X5 (F15, F85)	482
X6 (E71, E72)	483
X6 (F16, F86)	485
Z3 Coupe (E36)	485
Z3 Roadster (E36)	487
Z4 Coupe (E86)	489
Z4 Roadster (E85)	490
Z4 Roadster (E89)	492
Z8 Roadster (E52)	493

**CHEVROLET 493**

AVEO / KALOS Schrägheck (T200)	493
AVEO / KALOS Schrägheck (T250, T255)	493
AVEO / KALOS Stufenheck (T200)	493
AVEO / KALOS Stufenheck (T250, T255)	494
AVEO Schrägheck (T300)	494
AVEO Stufenheck (T300)	494
CRUZE (J300)	494
CRUZE Schrägheck (J305)	496
CRUZE Station Wagon (J308)	497
LACETTI (J200)	497
LACETTI Kombi (J200)	497
LACETTI Stufenheck (J200)	497
MALIBU (V300)	497
MATIZ (M200, M250)	497
NUBIRA Kombi	498
NUBIRA Stufenheck	498
ORLANDO (J309)	498
SPARK	498
SPARK (M300)	498
TRAX	499
VOLT	499

**CHRYSLER 499**

PT CRUISER (PT_)	499
PT CRUISER Cabriolet	499
VOYAGER IV (RG, RS)	499

**CITROËN 499**

AX (ZA_)	500
BERLINGO / BERLINGO FIRST Großraumlimousine (MF_, GJK_, GFK_)	500
BERLINGO / BERLINGO FIRST Kasten/Großraumlimousine (M_)	502
BERLINGO (ER_, EC_)	503
BERLINGO Kasten/Großraumlimousine (B9)	503
BERLINGO Kasten/Großraumlimousine (K9)	505
BERLINGO MULTISPACE (B9)	506
BERLINGO Pritsche/Fahrgestell (B9)	507
C1 (PM_, PN_)	508
C15 Kasten/Großraumlimousine (VD_)	537
C15 Kombi	537
C1 II (PA_, PS_)	508
C2 (JM_)	508
C2 ENTERPRISE (JG_)	509
C3 AIRCROSS II (2R_, 2C_)	512
C3 AIRCROSS II Van (2C_, 2R_)	512
C3 I (FC_, FN_)	509
C3 II (SC_)	510
C3 III (SX)	511
C3 III Van (SX_, SY_)	512
C3 II Kasten/Schrägheck (SC_)	511
C3 PICASSO (SH_)	512
C3 Pluriel (HB_)	513
C4 AIRCROSS	519
C4 CACTUS	519
C4 CACTUS Van (0B_, 0P_)	520
C4 Coupe (LA_)	520
C4 GRAND PICASSO I (UA_)	523
C4 GRAND PICASSO II (DA_, DE_)	524
C4 I (LC_)	513
C4 II (B7)	517
C4 III (B_)	519
C4 II Kasten/Schrägheck (NC_)	518
C4 II Stufenheck (NC_)	519
C4 I Kasten/Schrägheck (LR_)	516
C4 I Stufenheck	516
C4 PICASSO I Großraumlimousine (UD_)	525
C4 PICASSO II	526
C4 PICASSO II Van (DD_)	527
C4 SPACETOURER (3D_)	527
C4 SPACETOURER Van (3D_)	528
C5 AIRCROSS	534
C5 I (DC_)	528
C5 I Break (DE_)	528
C5 II (RC_)	529
C5 II Break (RE_)	529
C5 III (RD_)	529
C5 III Break (RW_)	532



**CITROËN****499**

C5 Kasten/Kombi (DE_, RE_)	535
C6 (TD_)	535
C8 (EA_, EB_)	536
C8 Van (EA_, EB_)	536
C-CROSSER (VU_, VV_)	537
C-CROSSER ENTERPRISE (VU_, VV_)	537
C-CROSSER Van (VU_)	537
C-ELYSEE (DD_)	537
DS3	538
DS3 Cabriolet	538
DS4 (NX_)	539
DS5	541
EVASION Großraumlimousine (22, U6)	542
GRAND C4 SPACETOUREUR (3A_, 3E_)	544
GRAND C4 SPACETOUREUR Van (3A_, 3E_)	544
JUMPER Bus	545
JUMPER Bus (230P)	545
JUMPER Bus (244, Z_)	549
JUMPER Kasten	550
JUMPER Kasten (230L)	551
JUMPER Kasten (244)	555
JUMPER Pritsche/Fahrgestell	556
JUMPER Pritsche/Fahrgestell (230)	557
JUMPER Pritsche/Fahrgestell (244)	560
JUMPY (U6U_)	561
JUMPY (VF7)	561
JUMPY Kasten	562
JUMPY Kasten (BS_, BT_, BY_, BZ_)	563
JUMPY Pritsche/Fahrgestell	563
JUMPY Pritsche/Fahrgestell (BU_, BV_, BW_, BX_)	564
NEMO Großraumlimousine	564
NEMO Kasten/Großraumlimousine (AA_)	564
SAXO (S0, S1)	564
SAXO Hatchback van (S3_)	565
XANTIA (X1_, X2_)	565
XANTIA Break (X1_, X2_)	566
XM (Y4)	566
XM Break (Y4)	566
XSARA (N1)	566
XSARA Break (N2)	568
XSARA Coupe (N0)	570
XSARA PICASSO (N68)	572
ZX (N2)	573
ZX Break (N2)	575

**DACIA****576**

DOKKER Express Kasten/Großraumlimousine	576
DOKKER Großraumlimousine (KE_)	576
DUSTER (HM_)	578
DUSTER (HS_)	579
DUSTER Kasten/SUV	580
LODGY (JS_)	582
LOGAN (LS_)	582
LOGAN EXPRESS (FS_)	583
LOGAN II	583
LOGAN MCV (KS_)	584
LOGAN MCV II	584
LOGAN Pick-up (US_)	585
SANDERO	585
SANDERO II	586

**DAEWOO****586**

ESPERO (KLEJ)	586
KALOS (KLAS)	587
KALOS Stufenheck (KLAS)	587
LACETTI Schrägheck (KLAN)	587
LANOS (KLAT)	587
LANOS Stufenheck (KLAT)	587
MATIZ (M100, M150)	588
NEXIA	588
NEXIA Stufenheck	588
NUBIRA (J100)	589
RACER Schrägheck	589

**DAIHATSU****589**

CHARADE VIII	589
MATERIA (M4_)	590
SIRION (M3_)	590

**DS****590**

DS 3 (SA_)	590
DS 3 Cabriolet (SB_)	590
DS 3 CROSSBACK (UR_, UC_, UJ_)	590
DS 4 / DS 4 CROSSBACK (NX_)	591
DS 5 (KF_)	592
DS 7 Crossback (J_)	592

**FIAT****593**

126 (126_)	593
500 (312_)	593
500 C (312_)	594
500L (351_, 352_)	594
500X (334_)	595
BARCETTA (183_)	596
BRAVA (182_)	596
BRAVO I (182_)	596
BRAVO II (198_)	597
BRAVO Van (198_)	598
CINQUECENTO (170_)	598
COUPE (175_)	598
CROMA (194_)	598
CROMA Kasten/Kombi (194_)	599
DOBLO Cargo (263_)	599
DOBLO Großraumlimousine (119_, 223_)	600
DOBLO Kasten/Großraumlimousine (223_)	601
DOBLO Kombi (263_)	601
DOBLO Pritsche/Fahrgestell (263_)	602
DUCATO Bus (230_)	603
DUCATO Bus (244_)	606
DUCATO Bus (250_, 290_)	607
DUCATO Kasten (230_)	608
DUCATO Kasten (244_)	610
DUCATO Kasten (250_, 290_)	611
DUCATO Pritsche/Fahrgestell (230_)	612
DUCATO Pritsche/Fahrgestell (244_)	615
DUCATO Pritsche/Fahrgestell (250_, 290_)	616
FIORINO Kasten/Großraumlimousine (146_)	617
FIORINO Kasten/Großraumlimousine (225_)	617
FIORINO Pick up (146_)	618
GRANDE PUNTO (199_)	618
GRANDE PUNTO Van (199_)	619
IDEA (350_)	619
LINEA (323_, 110_)	620
MAREA (185_)	620
MAREA Weekend (185_)	621
MULTIPLA (186_)	621
PALIO (178_)	621
PALIO Weekend (178_, 173_, 373_, 374_, 171_)	621
PANDA / PANDA CLASSIC (169_)	622
PANDA (141_)	623
PANDA (312_, 319_)	623
PANDA Kasten/Schrägheck (141_)	624
PANDA Kasten/Schrägheck (169_)	624
PANDA VAN (312_, 519_)	625
PUNTO (176_)	626
PUNTO (188_)	627
PUNTO (199_)	628
PUNTO Cabriolet (176_)	628
PUNTO EVO (199_)	629
PUNTO EVO Kasten/Schrägheck (199_)	630
PUNTO Kasten/Schrägheck (188_)	630
PUNTO Kasten/Schrägheck (199_)	630
PUNTO Van (176_)	630
QUBO (225_)	631
SCUDO Bus (220_)	631
SCUDO Bus (270_, 272_)	632
SCUDO Kasten (220_)	632
SCUDO Kasten (270_, 272_)	633
SCUDO Pritsche/Fahrgestell (220_)	633
SCUDO Pritsche/Fahrgestell (270_, 272_)	633
SEDICI (189_)	633
SEICENTO / 600 (187_)	634

**FIAT****593**

STILO (192_)	634
STILO Multi Wagon (192_)	634
STILO VAN (192_)	635
STRADA Pick-up (178_)	635
TEMPRA (159_)	635
TEMPRA S.W. (159_)	636
TIPO (160_)	637
ULYSSE (179_)	638
ULYSSE (220_)	639
UNO (146_)	640

**FORD****640**

B-MAX (JK)	640
C-MAX (DM2)	641
C-MAX II (DXA/CB7, DXA/CEU)	642
COUGAR (EC_)	644
COURIER Kasten/Großraumlimousine (F3L, F5L)	644
COURIER Kasten/Großraumlimousine (J5_, J3_)	645
ESCORT CLASSIC (AAL, ABL)	650
ESCORT CLASSIC Turnier (ANL)	651
ESCORT V (AAL, ABL)	646
ESCORT V Cabriolet (ALL)	646
ESCORT VI (GAL, AAL, ABL)	648
ESCORT VI Cabriolet (ALL)	649
ESCORT VI Express (AVL)	649
ESCORT VI Stufenheck (GAL, AFL)	649
ESCORT VI Turnier (GAL, ANL)	650
ESCORT V Stufenheck (AFL)	647
ESCORT V Turnier (ANL)	647
FIESTA III (GFJ)	651
FIESTA IV (JA_, JB_)	652
FIESTA Kasten/Großraumlimousine (JV_)	656
FIESTA Kasten/Schrägheck (FVD)	657
FIESTA Stufenheck	657
FIESTA V (JH_, JD_)	654
FIESTA VI (CB1, CCN)	655
FIESTA VI Van	656
FIESTA V Van	655
FOCUS (DAW, DBW)	658
FOCUS C-MAX (DM2)	674
FOCUS II (DA_, HCP, DP)	658
FOCUS II Cabriolet	660
FOCUS III	665
FOCUS III Kasten/Kombi	667
FOCUS III Kasten/Schrägheck	668
FOCUS III Stufenheck	669
FOCUS III Turnier	671
FOCUS II Kasten/Kombi	661
FOCUS II Stufenheck (DB_, FCH, DH)	662
FOCUS II Turnier (DA_, FFS, DS)	663
FOCUS IV (HN)	673
FOCUS IV Stufenheck (HM)	673
FOCUS IV Turnier (HP)	674
FOCUS Kasten/Kombi (DNW)	675
FOCUS Stufenheck (DFW)	676
FOCUS Turnier (DNW)	676
FUSION (JU_)	677
GALAXY (CK)	677
GALAXY (WA6)	677
GALAXY (WGR)	680
GRAND C-MAX (DXA/CB7, DXA/CEU)	681
KA (RB_)	682
KA (RU8)	684
KA Van (RB)	684
KUGA I	684
KUGA II (DM2)	685
KUGA II VAN	686
MONDEO I (GBP)	687
MONDEO II (BAP)	691
MONDEO III (B5Y)	695
MONDEO III Stufenheck (B4Y)	695
MONDEO III Turnier (BWY)	696
MONDEO II Stufenheck (BFP)	692
MONDEO II Turnier (BNP)	693
MONDEO I Stufenheck (GBP)	688
MONDEO I Turnier (BNP)	689
MONDEO IV (BA7)	696





**FORD 640**

MONDEO IV Stufenheck (BA7)	698
MONDEO IV Turnier (BA7)	701
MONDEO IV Van	703
PUMA (EC_)	704
SCORPIO II (GFR, GGR)	705
SCORPIO II Turnier (GNR, GGR)	706
S-MAX (CJ, WA6)	707
S-MAX (WA6)	707
STREET KA (RL2)	709
TOURNEO CONNECT	709
TOURNEO CONNECT / GRAND	709
TOURNEO CONNECT V408 Großraumli- mousi	
TRANSIT Bus (E_)	710
TRANSIT Bus (FD_ , FB_ , FS_ , FZ_ , FC_ )	711
TRANSIT CONNECT (P65_ , P70_ , P80_ )	712
TRANSIT CONNECT Großraumlimousine	713
TRANSIT CONNECT V408 Kasten/Groß- raumlimousine	713
TRANSIT Kasten (E_)	714
TRANSIT Kasten (FA_)	714
TRANSIT Pritsche/Fahrgestell (E_)	716
TRANSIT Pritsche/Fahrgestell (FM_ , FN_ , FF_ )	716
TRANSIT Pritsche/Fahrgestell (FM_ , FN_ , )	716
TRANSIT TOURNEO Bus	717
TRANSIT TOURNEO Bus (FC_)	718

**HONDA 718**

ACCORD IX Stufenheck (CR)	720
ACCORD V (CC, CD)	718
ACCORD V (CE, CF_ , CD)	718
ACCORD VI (CK, CG, CH, CF)	718
ACCORD VI Hatchback (CH, CL)	718
ACCORD VII (CL, CN)	719
ACCORD VIII (CU)	719
ACCORD VIII Tourer (CW)	720
ACCORD VII Tourer (CM, CN)	719
CITY Stufenheck (GD_)	720
CITY Stufenheck (GM2, GM3)	721
CIVIC VI Aerodeck (MB, MC)	721
CIVIC VI Coupe (EJ, EM1)	721
CIVIC VI Fastback (MA, MB)	721
CIVIC VI Hatchback (EJ, EK)	722
CIVIC VII Coupe (EM2)	723
CIVIC VII Hatchback (EU, EP, EV)	723
CIVIC VIII Hatchback (FN, FK)	723
CIVIC VIII Stufenheck (FD, FA)	723
CIVIC VII Stufenheck (ES, ET)	723
CIVIC VI Stufenheck (EJ, EK)	722
CONCERTO (HW, MA)	724
CR-V I (RD)	724
CR-V II (RD_)	724
CR-V III (RE_)	724
CRX III (EH, EG)	724
INSIGHT (ZE_)	724
JAZZ II (GD_ , GE3, GE2)	725
JAZZ III (GE_ , GG_ , GP_ , ZA_)	725
JAZZ IV (GK_)	726
LOGO (GA)	726

**HYUNDAI 726**

ACCENT II (LC)	726
ACCENT II Stufenheck (LC)	726
ATOS (MX)	727
COUPE (RD)	727
GALLOPER II (JK-01)	727
GETZ (TB)	727
HIGHWAY VAN	728
i10 (BA, IA)	728
i10 (PA)	728
i20 (PB, PBT)	729
i30 (FD)	729
i30 Kombi (FD)	729
i30 Kombi (GD)	730
ix35 (LM, EL, ELH)	730
LANTRA I (J-1)	730

**HYUNDAI 726**

LANTRA II (J-2)	731
LANTRA II Kombi (J-2)	731
MATRIX (FC)	731
PONY (X-2)	731
S COUPE (SLC)	731
TRAJET (FO)	731
TRAJET Kasten/Großraumlimousine (FO)	731
TUCSON (JM)	732

**JAGUAR 732**

E-PACE (X540)	732
F-PACE (X761)	732
F-TYPE Cabriolet (X152)	733
F-TYPE Coupe (X152)	733
I-PACE (X590)	733
S-TYPE (X200)	733
XE (X760)	733
XF (X250)	733
XF (X260)	734
XF SPORTBRAKE (X250)	735
XF SPORTBRAKE (X260)	735
XJ (X300, X330)	735
XJ (X308)	736
XJ (X350, X358)	736
XJ (X351)	736
XK 8 Convertible (X100)	737
XK 8 Coupe (X100)	737
XK Cabriolet (X150)	737
XK Coupe (X150)	737
X-TYPE (X400)	737
X-TYPE Kombi (X400)	738

**JEEP 738**

COMPASS (MK49)	738
PATRIOT (MK74)	738
RENEGADE SUV (BU, B1)	738

**KIA 738**

CARENS III Großraumlimousine (UN)	738
CEE'D Schrägheck (ED)	739
CEE'D SW (ED)	739
CERATO I Schrägheck (LD)	740
CERATO I Stufenheck (LD)	740
PICANTO (SA)	740
PRO CEE'D (ED)	741
SEPHIA (FA)	741
SEPHIA Stufenheck (FA)	741
SPORTAGE (SL)	741
SPORTAGE II (JE_ , KM)	742

**LADA 742**

SAMARA (2108, 2109, 2113, 2114)	742
SAMARA FORMA Stufenheck (21099, 2115)	742
SAMARA Schrägheck (2113, 2114)	742

**LANCIA 742**

DEDRA (835_)	742
DEDRA SW (835_)	743
DELTA II (836_)	743
DELTA III (844_)	744
FLAVIA Cabriolet (JS_)	744
LYBRA (839_)	744
LYBRA SW (839_)	745
MUSA (350_)	745
PHEDRA (179_)	746
Y (840_)	746
YPSILON (312_)	747
YPSILON (843_)	748
ZETA (22_)	748

**LAND ROVER 749**

DISCOVERY I (LJ)	749
DISCOVERY III (L319)	750

**LAND ROVER 749**

DISCOVERY III VAN (L319)	750
DISCOVERY IV (L319)	750
DISCOVERY IV VAN (L319)	750
DISCOVERY SPORT (L550)	750
FREELANDER (L314)	751
FREELANDER 2 (L359)	751
FREELANDER Soft Top (L314)	752
RANGE ROVER EVOQUE (L538)	752
RANGE ROVER EVOQUE (L551)	753
RANGE ROVER EVOQUE Cabriolet (L538)	754
RANGE ROVER III (L322)	752
RANGE ROVER SPORT (L320)	754

**MAZDA 754**

121 III (JASM, JBSM)	760
2 (DE_ , DH_)	754
2 (DY)	754
3 (BK)	755
3 (BL)	755
323 C V (BA)	761
323 F VI (BJ)	762
323 III Station Wagon (BW)	761
323 P V (BA)	762
323 S V (BA)	762
323 S VI (BJ)	762
3 Stufenheck (BK)	756
3 Stufenheck (BL)	757
5 (CR19)	757
5 (CW)	758
626 IV (GE)	763
626 IV Hatchback (GE)	763
626 V (GF)	763
626 V Hatchback (GF)	763
626 V Station Wagon (GW)	763
6 Hatchback (GG)	758
6 Sport (GH)	759
6 Sport Kombi (GH)	759
6 Station Wagon (GY)	759
6 Stufenheck (GG)	760
6 Stufenheck (GH)	760
CX-5 (KE, GH)	763
DEMIO (DW)	764
MX-5 II (NB)	764
MX-5 III (NC)	764
MX-6 (GE)	764
PREMACY (CP)	764
XEDOS 6 (CA)	765

**MERCEDES-BENZ 765**

A-KLASSE (W168)	765
A-KLASSE (W169)	766
A-KLASSE (W176)	767
B-KLASSE Sports Tourer (W245)	767
B-KLASSE Sports Tourer (W246, W242)	768
C-KLASSE (W202)	768
C-KLASSE (W203)	772
C-KLASSE (W204)	775
C-KLASSE (W205)	782
C-KLASSE Cabriolet (A205)	783
C-KLASSE Coupe (C204)	784
C-KLASSE Coupe (C205)	786
C-KLASSE Sportcoupe (CL203)	787
C-KLASSE T-Model (S202)	788
C-KLASSE T-Model (S203)	791
C-KLASSE T-Model (S204)	793
C-KLASSE T-Model (S205)	800
CLC-KLASSE (CL203)	801
CLK (C208)	802
CLK (C209)	804
CLK Cabriolet (A208)	805
CLK Cabriolet (A209)	807
CLS (C218)	808
CLS (C219)	810
CLS Shooting Brake (X218)	811
E-KLASSE (W124)	813
E-KLASSE (W210)	815
E-KLASSE (W211)	821
E-KLASSE (W212)	828

**MERCEDES-BENZ****765**

E-KLASSE Cabriolet (A124)	833
E-KLASSE Cabriolet (A207)	834
E-KLASSE Coupe (C124)	837
E-KLASSE Coupe (C207)	837
E-KLASSE Pritsche/Fahrgestell (VF211)	841
E-KLASSE T-Model (S124)	841
E-KLASSE T-Model (S210)	843
E-KLASSE T-Model (S211)	847
E-KLASSE T-Model (S212)	853
G-KLASSE (W461)	858
G-KLASSE (W463)	858
G-KLASSE Cabrio (W463)	859
GLC (X253)	860
GLC Coupe (C253)	861
GLE (W166)	862
GLE Coupe (C292)	862
GLK-KLASSE (X204)	862
GL-KLASSE (X164)	863
GL-KLASSE (X166)	864
GLS (X166)	864
MB Bus (631)	864
MB Kasten (631)	864
M-KLASSE (W163)	865
M-KLASSE (W164)	866
M-KLASSE (W166)	867
R-KLASSE (W251, V251)	868
S-KLASSE (W140)	870
S-KLASSE (W220)	871
S-KLASSE (W221)	874
S-KLASSE (W222, V222, X222)	878
S-KLASSE Cabriolet (A217)	879
S-KLASSE Coupe (C140)	879
S-KLASSE Coupe (C215)	880
S-KLASSE Coupe (C216)	880
S-KLASSE Coupe (C217)	881
SL (R129)	881
SL (R230)	884
SLC (R172)	885
SLK (R170)	885
SLK (R171)	887
SLK (R172)	888
SPRINTER 2-t Bus (901, 902)	888
SPRINTER 2-t Kasten (901, 902)	889
SPRINTER 2-t Pritsche/Fahrgestell (901, 902)	890
SPRINTER 3,5-t Bus (906)	892
SPRINTER 3,5-t Kasten (906)	893
SPRINTER 3,5-t Pritsche/Fahrgestell (906)	895
SPRINTER 3-t Bus (903)	896
SPRINTER 3-t Bus (906)	898
SPRINTER 3-t Kasten (903)	899
SPRINTER 3-t Kasten (906)	900
SPRINTER 3-t Pritsche/Fahrgestell (903)	901
SPRINTER 3-t Pritsche/Fahrgestell (906)	903
SPRINTER 4,6-t Kasten (906)	904
SPRINTER 4,6-t Pritsche/Fahrgestell (906)	904
SPRINTER 4-t Bus (904)	904
SPRINTER 4-t Kasten (904)	905
SPRINTER 4-t Pritsche/Fahrgestell (904)	907
SPRINTER 5-t Kasten (906)	909
SPRINTER 5-t Pritsche/Fahrgestell (905)	910
SPRINTER 5-t Pritsche/Fahrgestell (906)	911
SPRINTER CLASSIC 3,5-t Kasten (909)	912
SPRINTER Kipper (905)	912
T1/TN Kasten	912
T1/TN Pritsche/Fahrgestell	913
T1 Bus (601)	913
T1 Bus (602)	914
T1 Kasten (601, 611)	914
T1 Kasten (602)	914
T1 Pritsche/Fahrgestell (601)	915
T1 Pritsche/Fahrgestell (602)	915
VANEO (414)	915
VARIO Bus	916
VARIO Kasten	916
VARIO Kipper	916
VARIO Pritsche/Fahrgestell	917
VARIO Triebkopf	917
VIANO (W639)	917
VITO / MIXTO Kasten (W639)	918
VITO Bus (638)	919

**MERCEDES-BENZ****765**

VITO Bus (W639)	921
VITO Kasten (638)	921
V-KLASSE (638/2)	923

**MG****924**

MG ZT	924
MG ZT- T	924

**MINI****925**

MINI (F55)	925
MINI (F56)	926
MINI (R50, R53)	926
MINI (R56)	927
MINI Cabriolet (F57)	928
MINI Cabriolet (R52)	929
MINI Cabriolet (R57)	929
MINI CLUBMAN (F54)	930
MINI CLUBMAN (R55)	931
MINI CLUBVAN (R55)	931
MINI COUNTRYMAN (F60)	932
MINI COUNTRYMAN (R60)	932
MINI Coupe (R58)	932
MINI PACEMAN (R61)	932
MINI Roadster (R59)	933

**MITSUBISHI****933**

ASX (GA_W_)	933
ASX Van (GA_W_)	933
CARISMA (DA_)	934
CARISMA Stufenheck (DA_)	934
COLT CZC Cabriolet (RG)	935
COLT V (CJ_, CP_)	935
COLT VI (Z3_A, Z2_A)	935
GALANT VII (E5_A, E7_A, E8_A)	936
GALANT VIII (EA_)	936
GALANT VIII Kombi (EA_)	936
GALANT VII Stufenheck (E5_A, E7_A, E8_A)	936
GALLOPER (JK-01)	936
GRANDIS (NA_W)	936
L200 / TRITON (KA_T, KB_T)	937
L200 / TRITON Pritsche/Fahrgestell (KA_T, KB_T)	937
L200 (K3_T, K2_T, K1_T, K0_T)	937
L200 (K7_T, K6_T)	937
L 300 III Bus (P0_W, P1_W, P2_W, P3_W)	937
L 300 III Kasten (P0_V, P1_V, P2_V)	938
L 300 III Pritsche/Fahrgestell (P1_T)	938
L400 Bus (PD_W, PC_W, PA_V, PB_V, PA_W)	937
LANCER CARGO Kasten/Kombi (CS_W)	939
LANCER VI (CJ_, CP_)	938
LANCER VII (CS_A, CT_A)	938
LANCER VIII (CY_A, CZ_A)	938
LANCER VIII Sportback (CX_A)	939
LANCER VII Kombi (CS_W, CT_W)	938
OUTLANDER I (CU_W)	939
OUTLANDER II (CW_W)	939
OUTLANDER III (GG_W, GF_W, ZJ, ZL, ZK)	940
PAJERO CLASSIC (V2_W)	941
PAJERO II (V3_W, V2_W, V4_W)	940
PAJERO II (V3_W)	940
PAJERO II Canvas Top (V2_W, V4_W)	940
PAJERO III (V7_W, V6_W)	941
PAJERO III Canvas Top (V6_W, V7_W)	941
PAJERO IV (V8_W, V9_W)	941
PAJERO IV Van (V9_, V8_, V8_V)	941
PAJERO PININ (H6_W, H7_W)	942
PAJERO SPORT I (K7_, K9_)	942
PAJERO SPORT II (KH_, KG_)	942
SANTAMO	942
SPACE RUNNER (N1_W, N2_W)	942
SPACE RUNNER (N6_W)	942
SPACE STAR Großraumlimousine (DG_A)	942
SPACE WAGON (N3_W, N4_W)	943
SPACE WAGON (N9_W, N8_W)	943

**NISSAN****943**

ALMERA I (N15)	943
ALMERA I Hatchback (N15)	943
ALMERA II (N16)	943
ALMERA II Hatchback (N16)	945
ALMERA TINO (V10)	946
CABSTAR E (TL_, VL_)	946
CUBE (Z12)	947
INTERSTAR Bus (X70)	947
INTERSTAR Kasten (X70)	947
INTERSTAR Pritsche/Fahrgestell	948
JUKE (F15)	949
KUBISTAR Kasten (X76)	949
MICRA C+C III (K12)	951
MICRA II (K11)	950
MICRA III (K12)	950
MICRA IV (K13_)	951
NOTE (E11, NE11)	951
NV300 Kasten (X82)	951
NV300 Kombi (X82)	951
NV300 Pritsche/Fahrgestell (X82)	952
PRIMASTAR Bus (X83)	952
PRIMASTAR Kasten (X83)	952
PRIMASTAR Pritsche/Fahrgestell (X83)	953
PRIMERA (P10)	953
PRIMERA (P11)	953
PRIMERA (P12)	954
PRIMERA Hatchback (P10)	955
PRIMERA Hatchback (P11)	956
PRIMERA Hatchback (P12)	956
PRIMERA Traveller (WP11)	957
PRIMERA Traveller (WP12)	958
PULSAR Schrägheck (C13)	959
QASHQAI / QASHQAI +2 I (J10, NJ10, JJ10E)	959
QASHQAI II SUV (J11, J11_)	960
SENTRA VII (B17)	960
TERRANO II (R20)	960
TERRANO II Van (R20)	960
TIIDA Schrägheck (C11)	960
TIIDA Stufenheck (SC11)	961
X-TRAIL (T30)	961
X-TRAIL (T31)	961

**OPEL****961**

ADAM (M13)	961
AGILA (A) (H00)	962
AGILA (B) (H08)	962
AMPERA (R12)	962
ASTRA F (T92)	963
ASTRA F Cabriolet (T92)	965
ASTRA F Caravan (T92)	966
ASTRA F CC (T92)	968
ASTRA F CLASSIC Caravan (T92)	971
ASTRA F CLASSIC CC (T92)	972
ASTRA F CLASSIC Stufenheck (T92)	972
ASTRA F Kasten/Kombi (T92)	973
ASTRA G Cabriolet (T98)	974
ASTRA G Caravan (T98)	975
ASTRA G CC (T98)	979
ASTRA G CLASSIC (T98)	984
ASTRA G CLASSIC Caravan (F35)	984
ASTRA G CLASSIC Stufenheck (T98)	985
ASTRA G Coupe (T98)	986
ASTRA G Kasten/Kombi (F70)	987
ASTRA G Stufenheck (T98)	989
ASTRA H (A04)	992
ASTRA H Caravan (A04)	995
ASTRA H FAMILY Caravan (A04)	997
ASTRA H FAMILY Schrägheck (A04)	998
ASTRA H FAMILY Stufenheck (A04)	999
ASTRA H GTC (A04)	1000
ASTRA H Kasten/Kombi (L70)	1002
ASTRA H Stufenheck (A04)	1004
ASTRA H TwinTop (A04)	1005
ASTRA J (P10)	1006
ASTRA J Caravan (P10)	1008
ASTRA J GTC	1009
ASTRA J Kasten/Kombi (P10)	1011
ASTRA J Kasten/Schrägheck (P10)	1011





**OPEL****961**

ASTRA J Stufenheck	1011
ASTRA K (B16)	1012
ASTRA K Kasten/Kombi	1013
ASTRA K Kasten/Schrägheck	1013
ASTRA K Sports Tourer (B16)	1013
CALIBRA A (C89)	1013
CASCADA (W13)	1014
COMBO Kasten/Großraumlimousine	1015
COMBO Kasten/Großraumlimousine (71_)	1016
COMBO Kasten/Großraumlimousine (X12)	1016
COMBO Kasten/Großraumlimousine (X19)	1017
COMBO Tour	1017
COMBO Tour / Life (X19)	1018
COMBO Tour (X12)	1018
CORSA B Caravan (S93)	1019
CORSA B CC (S93)	1019
CORSA B Kasten/Schrägheck (S93)	1022
CORSA C CC (X01)	1022
CORSA C Kasten/Schrägheck (X01)	1023
CORSA D (S07)	1024
CORSA D Kasten/Schrägheck (S07)	1025
CORSA E (X15)	1026
CORSA E Kasten/Schrägheck (X15)	1027
FRONTERA A (U92)	1028
FRONTERA A Sport (U92)	1028
FRONTERA B (U99)	1028
GRANDLAND X (A18)	1028
GRANDLAND X Van	1029
GT Cabriolet (M07)	1029
INSIGNIA A (G09)	1029
INSIGNIA A Country Tourer (G09)	1030
INSIGNIA A Sports Tourer (G09)	1031
INSIGNIA A Stufenheck (G09)	1031
MERIVA A Großraumlimousine (X03)	1033
MERIVA B Großraumlimousine (S10)	1034
MOKKA / MOKKA X (J13)	1035
MONTEREY A (M92)	1036
MONTEREY B (M98)	1036
MOVANO B Bus (X62)	1036
MOVANO B Kasten (X62)	1037
MOVANO B Kipper (X62)	1037
MOVANO B Pritsche/Fahrgestell (X62)	1037
MOVANO Bus (X70)	1037
MOVANO Kasten (X70)	1038
MOVANO Kipper (X70)	1039
MOVANO Pritsche/Fahrgestell (X70)	1040
OMEGA B (V94)	1041
OMEGA B Caravan (V94)	1042
SIGNUM CC (Z03)	1044
TIGRA (S93)	1047
TIGRA TwinTop (X04)	1048
VECTRA A (J89)	1048
VECTRA A CC (J89)	1050
VECTRA B (J96)	1052
VECTRA B Caravan (J96)	1054
VECTRA B CC (J96)	1056
VECTRA C (Z02)	1058
VECTRA C Caravan (Z02)	1062
VECTRA C CC (Z02)	1068
VIVARO A Bus (X83)	1072
VIVARO A Kasten (X83)	1072
VIVARO A Pritsche/Fahrgestell (X83)	1072
VIVARO B Bus (X82)	1073
VIVARO B Kasten (X82)	1073
VIVARO B Pritsche/Fahrgestell (X82)	1073
ZAFIRA / ZAFIRA FAMILY B (A05)	1073
ZAFIRA A Großraumlimousine (T98)	1075
ZAFIRA B Kasten/Großraumlimousine (A05)	1076
ZAFIRA TOURER C (P12)	1077

**PEUGEOT****1077**

1007 (KM_)	1132
106 I (1A, 1C)	1078
106 II (1A_, 1C_)	1079
107 (PM_, PN_)	1080
108	1080
2008 I (CU_)	1132
2008 II (UD_, US_, UY_, UK_)	1132
205 II (20A/C)	1081

**PEUGEOT****1077**

205 Kasten/Schrägheck	1082
206+ (2L_, 2M_)	1086
206 CC (2D)	1082
206 Schrägheck (2A/C)	1083
206 Stufenheck	1085
206 SW (2E/K)	1085
206 Van	1086
207/207+ (WA_, WC_)	1086
207 CC (WD_)	1087
207 Kasten/Schrägheck (WA_, WC_)	1087
207 Stufenheck	1088
207 SW (WK_)	1088
207 SW Kasten/Kombi (WK_)	1089
208 I (CA_, CC_)	1089
208 Kasten/Schrägheck (CR_)	1091
3008 Großraumlimousine (0U_)	1133
3008 SUV (MC_, MR_, MJ_, M4_)	1133
3008 Van (0U_)	1134
3008 Van (MR_, MC_, MJ_)	1134
301	1091
306 (7B, N3, N5)	1092
306 Break (7E, N3, N5)	1094
306 Cabriolet (7D, N3, N5)	1095
306 Schrägheck (7A, 7C, N3, N5)	1096
307 (3A/C)	1099
307 Break (3E)	1101
307 CC (3B)	1103
307 SW (3H)	1104
307 SW Kasten/Kombi (3E_, 3H_)	1105
308 CC (4B_)	1108
308 I (4A_, 4C_)	1106
308 II (LB_, LP_, LW_, LH_, L3_)	1107
308 SW I (4E_, 4H_)	1109
308 SW II (LC_, LJ_, LR_, LX_, L4_)	1111
4007 (VU_, VV_)	1135
4007 Van (VU_, VV_)	1135
4008	1135
405 II (4B)	1112
405 II Break (4E)	1113
406 (8B)	1114
406 Break (8E/F)	1115
406 Coupe (8C)	1116
407 (6D_)	1117
407 Coupe (6C_)	1119
407 SW (6E_)	1120
5008 (0U_, 0E_)	1135
5008 II (MC_, MJ_, MR_, M4_)	1137
5008 I Van (0U_)	1136
505 (551A)	1122
508 I (8D_)	1122
508 II (FB_, FH_, F3_)	1124
508 SW I (8E_)	1125
508 SW II (FC_, FJ_, F4_)	1127
508 SW Kasten/Kombi (8E_)	1127
605 (6B)	1128
607 (9D, 9U)	1128
806 (221)	1129
807 (EB_)	1131
807 Van (EB_)	1131
BIPPER (AA_)	1138
BIPPER TEPEE	1138
BOXER Bus	1138
BOXER Bus (230P)	1139
BOXER Bus (244, Z_)	1143
BOXER Kasten	1143
BOXER Kasten (230L)	1144
BOXER Kasten (244)	1148
BOXER Pritsche/Fahrgestell	1149
BOXER Pritsche/Fahrgestell (244)	1149
BOXER Pritsche/Fahrgestell (ZCT_)	1150
EXPERT (224_)	1154
EXPERT Kasten (222)	1155
EXPERT Kasten (VF3A_, VF3U_, VF3X_)	1155
EXPERT Pritsche/Fahrgestell	1156
EXPERT Pritsche/Fahrgestell (223)	1156
EXPERT TEPEE (VF3X_)	1156
PARTNER Großraumlimousine (5_, G_)	1157
PARTNER Kasten/Großraumlimousine	1159
PARTNER Kasten/Großraumlimousine (5_, G_)	1160
PARTNER Kasten/Großraumlimousine (K9)	1161

**PEUGEOT****1077**

PARTNER ORIGIN Großraumlimousine (G_)	1162
PARTNER ORIGIN Kasten/Großraumlimousine (G_)	1162
PARTNER Pritsche/Fahrgestell	1162
PARTNER Pritsche/Fahrgestell (5_, G_)	1163
PARTNER TEPEE	1163
RCZ	1165
RIFTER	1165

**PORSCHE****1166**

911 (991)	1166
911 (993)	1166
911 (996)	1166
911 (997)	1166
911 Cabriolet (991)	1167
911 Cabriolet (993)	1167
911 Cabriolet (996)	1167
911 Cabriolet (997)	1167
911 Speedster (991)	1168
911 Targa (991)	1168
911 Targa (993)	1168
911 Targa (996)	1168
911 Targa (997)	1168
928	1168
968	1168
968 Cabriolet	1168
BOXSTER (981)	1168
BOXSTER (986)	1168
BOXSTER (987)	1169
BOXSTER Spyder (987)	1169
CAYENNE (92A)	1169
CAYENNE (9PA)	1169
CAYMAN (987)	1169
MACAN (95B)	1170
PANAMERA (970)	1170
TAYCAN (Y1A)	1170

**PROTON****1170**

WIRA	1170
WIRA Hatchback (C9_L)	1170

**RENAULT****1170**

19 II (B/C53_)	1170
19 II Cabriolet (D53_, 853_)	1172
19 II Chamade (L53_)	1172
19 II Kasten/Schrägheck (S53_)	1175
21 Kombi (K48_)	1175
AVANTIME (DE0_)	1175
CAPTUR I (J5_, H5_)	1175
CAPTUR II	1176
CLIO I (B/C57_, 5/357_)	1176
CLIO II (BB_, CB_)	1178
CLIO III (BR0/1, CR0/1)	1180
CLIO III Grandtour (KR0/1_)	1182
CLIO III Kasten/Schrägheck (SB_, SR_)	1183
CLIO II Kasten/Schrägheck (SB0/1/2_)	1180
CLIO IV (BH_)	1183
CLIO IV Grandtour (KH_)	1184
CLIO IV Kasten/Schrägheck (BH_)	1184
CLIO V (B7_)	1185
DOKKER	1185
DUSTER (HM_)	1185
ESPACE II (J/S63_)	1185
ESPACE III (JE0_)	1186
ESPACE IV (JK0/1_)	1186
ESPACE V (JR_)	1188
FLUENCE (L3_)	1188
GRAND SCÉNIC II (JM0/1_)	1189
GRAND SCÉNIC III (JZ0/1_)	1190
KANGOO / GRAND KANGOO (KW0/1_)	1191
KANGOO (KC0/1_)	1192
KANGOO BE BOP (KW0/1_)	1193
KANGOO Rapid (FC0/1_)	1193
KANGOO Rapid (FW0/1_)	1194
KOLEOS I (HY_)	1194
LAGUNA Coupe (DT0/1)	1207
LAGUNA I (B56_, 556_)	1194

**RENAULT****1170**

LAGUNA I Grandtour (K56_)	1196
LAGUNA II (BG0/1_)	1198
LAGUNA II Grandtour (KG0/1_)	1201
LAGUNA III (BT0/1)	1204
LAGUNA III Grandtour (KT0/1)	1206
LATITUDE (L70_)	1208
LOGAN/STEPWAY II (L8_)	1209
LOGAN I (LS_)	1209
LOGAN I Kombi (KS_)	1210
MASTER I Bus (T_)	1210
MASTER II Bus (JD)	1210
MASTER III Bus (JV)	1213
MASTER III Kasten (FV)	1213
MASTER III Pritsche/Fahrgestell (EV, HV, UV)	1213
MASTER II Kasten (FD)	1211
MASTER II Pritsche/Fahrgestell (ED/HD/UD)	1212
MASTER I Kasten (T_)	1210
MASTER I Pritsche/Fahrgestell (P_)	1210
MEGANE CC (EZ0/1_)	1235
MEGANE I (BA0/1_)	1214
MEGANE I Cabriolet (EA0/1_)	1216
MEGANE I Classic (LA0/1_)	1217
MEGANE I Coach (DA0/1_)	1218
MEGANE I Grandtour (KA0/1_)	1219
MEGANE II (BM0/1_, CM0/1_)	1220
MEGANE II Coupé-Cabriolet (EM0/1_)	1222
MEGANE II Grandtour (KM0/1_)	1224
MEGANE III Combi Van (KZ0/1)	1229
MEGANE III Coupe (DZ0/1_)	1229
MEGANE III Grandtour (KZ0/1)	1230
MEGANE III Hatchback Van (BZ_)	1232
MEGANE III Schrägheck (BZ0/1_, B3_)	1232
MEGANE II Stufenheck (LM0/1_)	1226
MEGANE IV Grandtour (K9A/M/N_)	1234
MEGANE IV Schrägheck (B9A/M/N_)	1234
MEGANE IV Stufenheck	1235
MEGANE Scenic (JA0/1_)	1236
MODUS / GRAND MODUS (F/JP0_)	1237
RAPID Kasten/Großraumlimousine (F40_, G40_)	1238
SAFRANE I (B54_)	1240
SAFRANE II (B54_)	1241
SANDERO/STEPWAY I (BS_)	1241
SCÉNIC I Großraumlimousine (JA0/1_, FA0_)	1241
SCÉNIC II (JM0/1_)	1242
SCÉNIC III (JZ0/1_)	1244
SPORT SPIDER (EF0_)	1246
SUPER 5 (B/C40_)	1246
THALIA I (LB_)	1248
THALIA II (LU_)	1249
TRAFIC Bus (TXW)	1251
TRAFIC II Bus (JL)	1249
TRAFIC III Bus (JG_)	1250
TRAFIC III Kasten (FG_)	1250
TRAFIC III Pritsche/Fahrgestell (EG_)	1251
TRAFIC II Kasten (FL)	1249
TRAFIC II Pritsche/Fahrgestell (EL)	1250
TRAFIC Kasten (TXX)	1251
TRAFIC Pritsche/Fahrgestell (PXX)	1252
TWINGO I (C06_)	1252
TWINGO II (CN0_)	1253
TWINGO III (BCM_)	1254
TWINGO I Kasten/Schrägheck (S06_)	1253
VEL SATIS (BJ0_)	1254
WIND (E4M_)	1255
ZOE (BFM_)	1256

**ROVER****1256**

200 Cabriolet (XW)	1257
200 Coupe (XW)	1257
200 Schrägheck (RF)	1257
200 Schrägheck (XW)	1258
400 (RT)	1258
400 (XW)	1258
400 Schrägheck (RT)	1258
400 Tourer (XW)	1258
45 Schrägheck (RT)	1256

**ROVER****1256**

45 Stufenheck (RT)	1256
600 (RH)	1258
75 (RJ)	1256
75 Tourer (RJ)	1257
COUPE	1258
STREETWISE Schrägheck	1259

**SAAB****1259**

9000	1293
9000 Schrägheck	1295
900 II	1291
900 II Cabriolet	1292
900 II Coupe	1293
9-3 (YS3D)	1259
9-3 (YS3F, E79, D79, D75)	1260
9-3 Cabriolet (YS3D)	1269
9-3 Cabriolet (YS3F)	1270
9-3 Kombi (E50)	1275
9-3X (YS3)	1279
9-5 (YS3E)	1280
9-5 (YS3G)	1286
9-5 Kombi (YS3E)	1286

**SEAT****1296**

ALHAMBRA (710, 711)	1298
ALHAMBRA (7V8, 7V9)	1296
ALTEA (5P1)	1299
ALTEA XL (5P5, 5P8)	1301
AROSA (6H1)	1303
ATECA (KH7, KHP)	1304
CORDOBA (6K1, 6K2)	1304
CORDOBA (6L2)	1309
CORDOBA Vario (6K5)	1310
EXEO (3R2)	1312
EXEO ST (3R5)	1313
IBIZA II (6K1)	1314
IBIZA III (6L1)	1318
IBIZA IV (6J5, 6P1)	1319
IBIZA IV Kasten/Schrägheck (6J1)	1323
IBIZA IV SC (6J1, 6P5)	1324
IBIZA IV ST (6J8, 6P8)	1327
INCA (6K9)	1329
LEON (1M1)	1330
LEON (1P1)	1333
LEON (5F1)	1338
LEON Kasten/Schrägheck (5F1)	1339
LEON SC (5F5)	1339
LEON ST (5F8)	1339
LEON ST Kasten/Kombi (5F8)	1340
Mii (KF1, KE1)	1340
TARRACO (KN2)	1341
TOLEDO I (1L2)	1341
TOLEDO II (1M2)	1344
TOLEDO III (5P2)	1347
TOLEDO IV (KG3)	1348

**SKODA****1349**

CITIGO (NF1)	1349
E-CITIGO (NE1)	1349
FABIA I (6Y2)	1349
FABIA I Combi (6Y5)	1351
FABIA II (542)	1354
FABIA II Combi (545)	1356
FABIA III (NJ3)	1358
FABIA III Kombi (NJ5)	1359
FABIA I Praktik (6Y5)	1352
FABIA I Stufenheck (6Y3)	1353
FELICIA Cube Van (6U5)	1361
FELICIA I (6U1)	1360
FELICIA II (6U1)	1361
FELICIA II Kombi (6U5)	1361
FELICIA I Kombi (6U5)	1360
FELICIA I Pick-up (6UF, 6U7)	1361
KAROQ (NU7)	1361
KODIAQ (NS7, NV7)	1362
OCTAVIA II (1U2)	1362
OCTAVIA II Combi (1U5)	1366

**SKODA****1349**

OCTAVIA III (1Z3)	1371
OCTAVIA III Combi (1Z5)	1374
OCTAVIA II Kasten/Kombi (1U5)	1370
OCTAVIA IV (5E3, NL3, NR3)	1377
OCTAVIA IV Combi (5E5, 5E6)	1378
RAPID (NH3)	1378
RAPID Spaceback (NH1)	1380
ROOMSTER (5J7)	1381
ROOMSTER Praktik (5J)	1383
SUPERB I (3U4)	1384
SUPERB II (3T4)	1385
SUPERB III (3V3)	1391
SUPERB III Kombi (3V5)	1391
SUPERB II Kombi (3T5)	1388
YETI (5L)	1391

**SMART****1393**

CABRIO (450)	1393
CITY-COUPE (450)	1394
CROSSBLADE (450)	1394
FORFOUR (454)	1394
FORTWO Cabrio (450)	1395
FORTWO Cabrio (451)	1395
FORTWO Coupe (450)	1395
FORTWO Coupe (451)	1395
ROADSTER (452)	1396
ROADSTER Coupe (452)	1396

**SUBARU****1396**

FORESTER (SF_)	1396
FORESTER (SG_)	1396
FORESTER (SH_)	1396
FORESTER (SJ_)	1397
IMPREZA Schrägheck (GP_)	1397
IMPREZA Schrägheck (GR, GH, G3)	1397
IMPREZA Station Wagon (GG)	1397
IMPREZA Stufenheck (GD)	1397
IMPREZA Stufenheck (GE, GV)	1397
IMPREZA Stufenheck (GJ_)	1398
JUSTY III (G3X)	1398
JUSTY IV	1398
LEGACY IV (BL)	1398
LEGACY IV Station Wagon (BP)	1398
LEGACY V (BM)	1398
LEGACY V Station Wagon (BR)	1398
OUTBACK (BL, BP)	1399
OUTBACK (BR)	1399
TREZIA	1399
XV (_GP_)	1399
XV (GT)	1399

**SUZUKI****1399**

ALTO VI (GF)	1399
ALTO VII (FF)	1399
GRAND VITARA I (FT, HT)	1399
GRAND VITARA I Geländewagen offen (GT)	1400
GRAND VITARA II (JT, TE, TD)	1400
IGNIS II (MH)	1400
JIMNY Geländewagen geschlossen (SN)	1400
JIMNY Geländewagen offen (SN)	1400
SPLASH (EX)	1401
SWIFT III (MZ, EZ)	1401
SWIFT IV (FZ, NZ)	1402
SX4 / SX4 CLASSIC (EY, GY)	1402
SX4 Stufenheck (GY, RW)	1402
WAGON R+ Schrägheck (MM)	1403
WAGON R Schrägheck	1403

**TOYOTA****1403**

AURIS Kombi (_E18_)	1403
AURIS Liftback (_E15_)	1403
AURIS Liftback (_E18_)	1404
AVENSIS (_T22_)	1404
AVENSIS (_T25_)	1405
AVENSIS Kombi (_T22_)	1405



**TOYOTA 1403**

AVENSIS Kombi (_T25_)	1405
AVENSIS Kombi (_T27_)	1406
AVENSIS Liftback (_T22_)	1406
AVENSIS Stufenheck (_T25_)	1407
AVENSIS Stufenheck (_T27_)	1407
AVENSIS VERSO (_M2_)	1407
AYGO (_B1_)	1407
AYGO (_B4_)	1407
AYGO Kasten/Schrägheck (_B1_)	1408
CAMRY Stufenheck (_V4_)	1408
CARINA E VI (_T19_)	1408
CARINA E VI Sportswagon (_T19_)	1408
CARINA E VI Stufenheck (_T19_)	1409
CELICA Coupe (_T20_)	1409
COROLLA (_E10_)	1409
COROLLA (_E11_)	1409
COROLLA Compact (_E10_)	1410
COROLLA Compact (_E11_)	1411
COROLLA Kombi (_E10_)	1412
COROLLA Kombi (_E11_)	1412
COROLLA Kombi (_E12_)	1413
COROLLA Liftback (_E10_)	1414
COROLLA Liftback (_E11_)	1414
COROLLA Liftback (_E12_)	1415
COROLLA Stufenheck (_E12_)	1417
COROLLA Stufenheck (_E15_)	1418
COROLLA Verso (_E12_)	1418
COROLLA Verso (ZER_, ZZE12_, R1_)	1418
FORTUNER (_N5_, _N6_)	1419
HIACE / COMMUTER V Bus (TRH2_, KDH2_, LH2_)	1419
HIACE IV Bus (_H1_, _H2_)	1419
HIACE IV Kasten (_H1_, _H2_)	1419
HIACE V Kasten (TRH2_, KDH2_, LH2_)	1419
HILUX VII Pick-up (_N1_, _N2_, _N3_)	1419
ISIS (_M1_)	1419
PICNIC (_XM1_)	1419
PREVIA II (_R3_)	1420
PRIUS (_W3_)	1420
PRIUS Liftback (_W2_)	1420
RAV 4 II (_A2_)	1420
RAV 4 III (_A3_)	1420
RAV 4 IV (_A4_)	1420
STARLET (_P9_)	1421
VERSO (_R2_)	1421
VERSO S (_P12_)	1421
YARIS / VIOS Stufenheck (_P9_)	1421
YARIS (_P13_)	1421
YARIS Kasten/Schrägheck (_P13_)	1422
YARIS Liftback (_P1_)	1422
YARIS Liftback (_P9_)	1424
YARIS VERSO (_P2_)	1426
YARIS VERSO VAN (_P2_)	1426

**VAUXHALL 1427**

GRANDLAND X (A18)	1427
ZAFIRA Mk III (P12)	1427

**VOLVO 1427**

440 (445)	1427
460 (464)	1428
480 (482)	1429
850 (854)	1429
850 Kombi (855)	1430
940 II (944)	1431
940 II Kombi (945)	1432
940 Kombi (945)	1432
960 II (964)	1432
960 II Kombi (965)	1433
C30 (533)	1433
C70 I Cabriolet (873)	1435
C70 I Coupe (872)	1436
C70 II Cabriolet (542)	1436
S40 I (644)	1437
S40 II (544)	1438
S60 I (384)	1440
S60 II (134)	1444

**VOLVO 1427**

S60 III (224)	1450
S70 (874)	1451
S80 I (184)	1454
S80 II (124)	1455
S90 I (964)	1458
S90 II (234)	1458
V40 Kasten/Schrägheck (525, 526)	1460
V40 Kombi (645)	1460
V40 Schrägheck (525, 526)	1461
V50 (545)	1463
V60 I (155, 157)	1465
V60 II (225, 227)	1474
V70 I (875, 876)	1475
V70 II (285)	1478
V70 III (135)	1483
V90 II Kombi (235, 236)	1493
V90 I Kombi (965)	1493
XC40 (536)	1494
XC60 II (246)	1496
XC60 I SUV (156)	1494
XC70 CROSS COUNTRY I (295)	1501
XC70 II (136)	1497
XC90 I (275)	1502
XC90 II (256)	1503

**VW 1504**

AMAROK (2HA, 2HB, S1B, S6B, S7A, S7B)	1504
AMAROK Pritsche/Fahrgestell (S1B, S6B, S7B)	1504
ARTEON (3H7, 3H8)	1505
BEETLE (5C1, 5C2)	1505
BEETLE Cabriolet (5C7, 5C8)	1507
BORA (1J2)	1510
BORA Variant (1J6)	1520
CADDY ALLTRACK Großraumlimousine (SAB)	1533
CADDY ALLTRACK Kasten/Großraumlimousine (SAA)	1534
CADDY II Großraumlimousine (9K9B)	1526
CADDY III Großraumlimousine (2KB, 2KJ, 2CB, 2CJ)	1527
CADDY III Kasten/Großraumlimousine (2KA, 2KH, 2CA, 2CH)	1530
CADDY II Kasten/Großraumlimousine (9K9A)	1526
CADDY II Pick-up (9U7)	1527
CADDY IV Großraumlimousine (SAB, SAJ)	1532
CADDY IV Kasten/Großraumlimousine (SAA, SAH)	1533
CC (358)	1534
CORRADO (53I)	1535
CRAFTER 30-35 Bus (2E_)	1536
CRAFTER 30-50 Kasten (2E_)	1537
CRAFTER 30-50 Pritsche/Fahrgestell (2F_)	1537
EOS (1F7, 1F8)	1538
FOX Schrägheck (5Z1, 5Z3, 5Z4)	1540
GOLF ALLTRACK VII Variant (BA5, BV5)	1577
GOLF III (1H1)	1540
GOLF III Cabriolet (1E7)	1545
GOLF III Van (1H1)	1546
GOLF III Variant (1H5)	1547
GOLF IV (1J1)	1549
GOLF IV Cabriolet (1E7)	1556
GOLF IV Van (1J1)	1557
GOLF IV Variant (1J5)	1558
GOLF PLUS V (5M1, 521)	1577
GOLF PLUS Van (521)	1580
GOLF SPORTSVAN VII (AM1, AN1)	1581
GOLF V (1K1)	1561
GOLF VAN IV Variant (1J5)	1582
GOLF VAN VII Variant (BA5)	1584
GOLF VAN VI Variant (AJ5)	1583
GOLF VI (5K1)	1565
GOLF VI Cabriolet (517)	1569
GOLF VII (5G1, BQ1, BE1, BE2)	1573
GOLF VII Van (5G1)	1575
GOLF VII Variant (BA5, BV5)	1576
GOLF VI Van (5K1_)	1570
GOLF VI Variant (AJ5)	1572
GOLF V Variant (1K5)	1564

**VW 1504**

JETTA III (1K2)	1585
JETTA IV (162, 163, AV3, AV2)	1586
LOAD UP (121, 122, BL1, BL2)	1588
LT 28-35 I Bus (281-363)	1589
LT 28-35 II Bus (2DB, 2DE, 2DK)	1590
LT 28-35 I Kasten (281-363)	1589
LT 28-35 I Pritsche/Fahrgestell (281-363)	1589
LT 28-46 II Kasten (2DA, 2DD, 2DH)	1591
LT 28-46 II Pritsche/Fahrgestell (2DC, 2DF, 2DG, 2DL, 2DM)	1593
LT 40-55 I Kasten (291-512)	1594
LT 40-55 I Pritsche/Fahrgestell (293-909)	1595
LUPO (6X1, 6E1)	1595
MULTIVAN T5 (7HM, 7HN, 7HF, 7EF, 7EM, 7EN)	1596
MULTIVAN T6 (SGF, SGM, SGN, SHM, SHN)	1599
NEW BEETLE (9C1, 1C1)	1600
NEW BEETLE Cabriolet (1Y7)	1603
PASSAT ALLTRACK B7 (365)	1604
PASSAT ALLTRACK B8 Variant (3G5, CB5)	1605
PASSAT B3/B4 (3A2, 351)	1605
PASSAT B3/B4 Variant (3A5, 351)	1609
PASSAT B5.5 (3B3)	1612
PASSAT B5.5 Variant (3B6)	1615
PASSAT B5 (3B2)	1619
PASSAT B5 Variant (3B5)	1623
PASSAT B6 (3C2)	1628
PASSAT B6 Variant (3C5)	1631
PASSAT B7 (362)	1636
PASSAT B7 Kasten/Kombi (365)	1637
PASSAT B7 Variant (365)	1638
PASSAT B8 (3G2, CB2)	1639
PASSAT B8 Variant (3G5, CB5)	1639
PASSAT CC B6 (357)	1640
PHAETON (3D1, 3D2, 3D3, 3D4, 3D6, 3D7, 3D8, 3D9)	1641
POLO (6N1)	1642
POLO (6N2)	1644
POLO (9N_)	1645
POLO III CLASSIC (6V2)	1648
POLO IV Stufenheck (9A4, 9A2, 9N2, 9A6)	1650
POLO Stufenheck (602, 604, 612, 614)	1654
POLO Stufenheck (9N4)	1653
POLO V (6R1, 6C1)	1651
POLO Van (6R)	1655
POLO Van Kasten/Kombi (6V5)	1656
POLO Van Kasten/Schrägheck (6N1)	1657
POLO Variant (6V5)	1658
SCIROCCO III (137, 138)	1659
SCIROCCO Van (137)	1663
SHARAN (7M8, 7M9, 7M6)	1664
SHARAN (7N1, 7N2)	1666
TIGUAN (5N_)	1667
TIGUAN (AD1, AX1)	1669
TIGUAN ALLSPACE (BW2)	1669
TOUAREG (7LA, 7L6, 7L7)	1669
TOUAREG (7P5, 7P6)	1672
TOURAN (1T1, 1T2)	1673
TOURAN (1T3)	1675
TOURAN (5T1)	1676
TRANSPORTER / CARAVELLE T6 Bus (SGB, SGG, SGJ, SGC, SHB, SHJ)	1676
TRANSPORTER T4 Bus (70B, 70C, 7DB, 7DK, 70J, 70K, 7DC, 7DJ)	1677
TRANSPORTER T4 Kasten (70A, 70H, 7DA, 7DH)	1682
TRANSPORTER T4 Pritsche/Fahrgestell (70E, 70L, 70M, 7DE, 7DL)	1687
TRANSPORTER T5 Bus (7HB, 7HJ, 7EB, 7EJ, 7EF, 7EG, 7HF, 7EC)	1692
TRANSPORTER T5 Kasten (7HA, 7HH, 7EA, 7EH)	1696
TRANSPORTER T5 Pritsche/Fahrgestell (7JD, 7JE, 7JL, 7JY, 7JZ)	1700
TRANSPORTER T6 Kasten (SGA, SGH, SHA, SHH)	1703
TRANSPORTER T6 Pritsche/Fahrgestell (SFD, SFE, SFL, SFZ, SJD)	1704
T-ROC (A11)	1705
UP! (121, 122, BL1, BL2, BL3, 123)	1705
VENTO (1H2)	1705





VW

1504

XL1 (6Z!)

1708





- DE** Produktdetails
- EN** Product details
- ES** Descripción del producto
- FR** Présentation du produit
- IT** Panoramica prodotti

2021



**11.0101-4801.2 260006**



**Führungshülzensatz, Bremssattel**

ATE

SEAT, VW

**11.0101-4803.2 260008**



**Führungshülzensatz, Bremssattel**

ATE

SEAT, VW

**11.0101-5402.2 260009**



**Führungshülzensatz, Bremssattel**

ATE

BMW, MINI, VOLVO

**11.0101-5403.2 260010**



**Führungshülzensatz, Bremssattel**

TRW

AUDI, MERCEDES-BENZ, SEAT, VW



**11.0101-5407.2 260011**



**Führungshülsensatz, Bremssattel**

ATE

ALFA ROMEO, AUDI, CHEVROLET, CITROËN, DAEWOO, DS, FERRARI, FIAT, FORD, HONDA, JAGUAR, KIA, LANCIA, LAND ROVER, MASERATI, MAZDA, MERCEDES-BENZ, MINI, NISSAN, OPEL, PEUGEOT, PORSCHE, RENAULT, ROVER, SAAB, SEAT, SKODA, TALBOT, TOYOTA, VAUXHALL, VOLVO, VW

**11.0101-5409.2 260035**



**Führungshülsensatz, Bremssattel**

ATE

AUDI, SEAT, SKODA, VW

**11.0101-5704.2 260095**



**Führungshülsensatz, Bremssattel**

ATE

CITROËN, DS, FORD, MERCEDES-BENZ, PEUGEOT, RENAULT, VOLVO, VW

**11.0101-5706.2 260097**



**Führungshülsensatz, Bremssattel**

ATE

BMW, MERCEDES-BENZ, SEAT, VW

**11.0101-6004.2 260014**



**Führungshülsensatz, Bremssattel**

ATE

BMW, VW

**11.0230-0783.1 260133**



**Halter, Bremssattel**

ATE

AUDI, VW

**11.0230-0807.1 260134**



**Halter, Bremssattel**

ATE

AUDI, SEAT

**11.0441-4002.2 250011**



**Dichtungssatz, Bremssattel**

ATE

BMW, SAAB

**11.0441-5402.2 250028**



**Dichtungssatz, Bremssattel**

ATE

BMW, FORD, MAZDA, OPEL, PORSCHE, TALBOT, VAUXHALL

**11.0441-5704.2 250034**



D = 64mm

**Dichtungssatz, Bremssattel**

ATE

AUDI, FORD, OPEL, SAAB, SEAT, SKODA, VAUXHALL, VW

**11.0441-6007.2 250146**



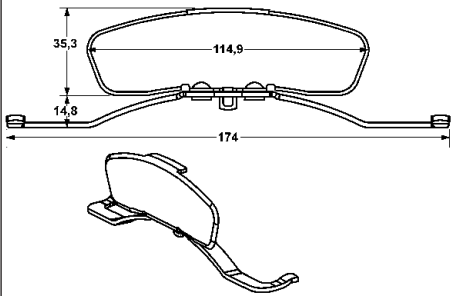
D = 67mm

**Dichtungssatz, Bremssattel**

ATE

BMW, FORD, MERCEDES-BENZ, VW

**11.8116-0006.2 390601**

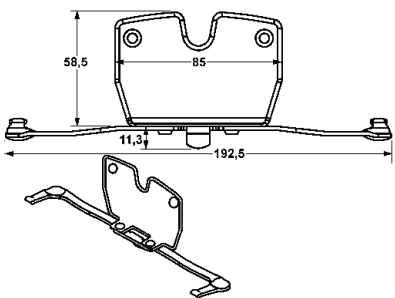


**Feder, Bremssattel**

ATE

AUDI, SEAT

**11.8116-0007.2 390602**

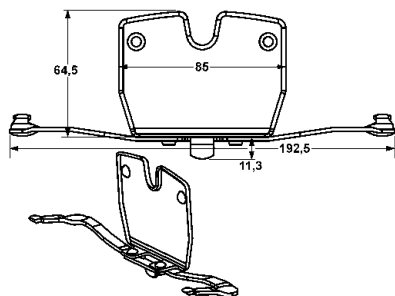


**Feder, Bremssattel**

ATE

BMW

**11.8116-0008.2 390603**



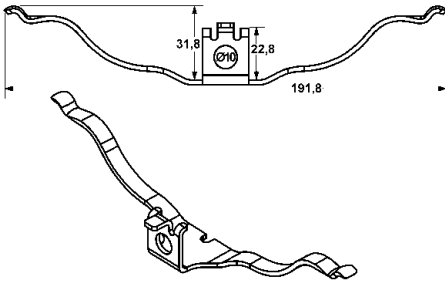
**Feder, Bremssattel**

ATE

BMW



11.8116-0018.2 390604

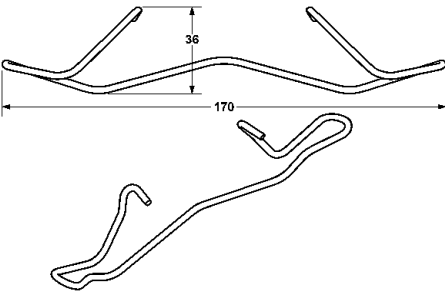


Feder, Bremssattel

ATE

AUDI

11.8116-0071.1 390605

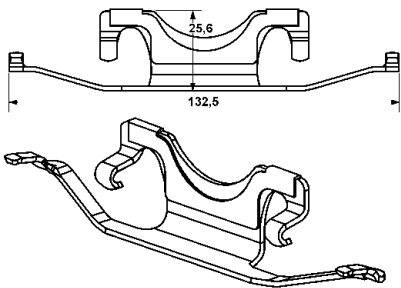


Feder, Bremssattel

ATE

AUDI, SEAT, VW

11.8116-0086.2 390606

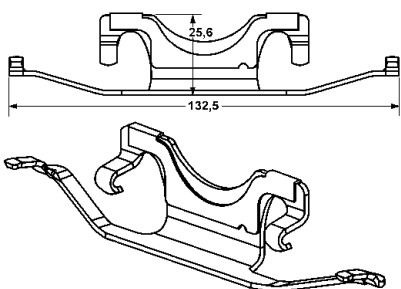


Feder, Bremssattel

ATE

MERCEDES-BENZ

11.8116-0087.2 390607



Feder, Bremssattel

ATE

MERCEDES-BENZ

11.8116-0094.1 390504

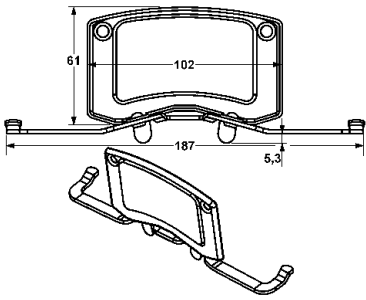


Feder, Bremssattel

ATE

BMW

**11.8116-0126.2 390608**

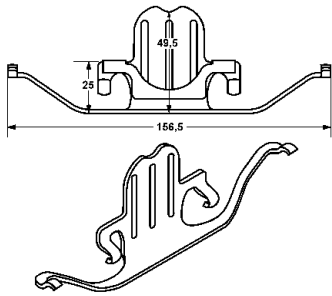


**Feder, Bremssattel**

ATE

VW

**11.8116-0137.1 390612**



**Feder, Bremssattel**

ATE

BMW

**11.8116-0237.1 390509**

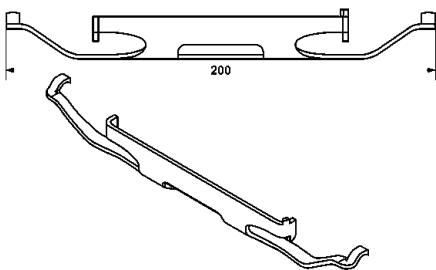


**Feder, Bremssattel**

ATE

ALFA ROMEO, CITROËN, FIAT, PEUGEOT, VW

**11.8116-0260.1 390597**

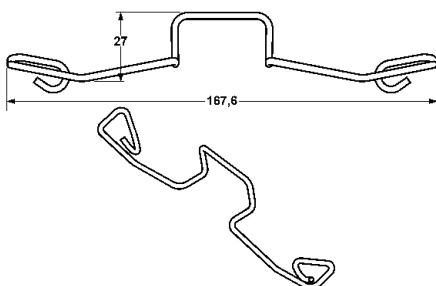


**Feder, Bremssattel**

ATE

AUDI, BMW, VW

**11.8116-0272.1 390598**

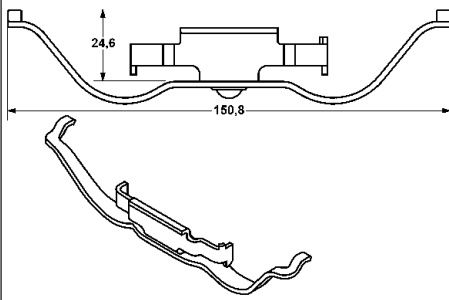


**Feder, Bremssattel**

ATE

FORD, SEAT, VW

11.8116-0283.2 390609

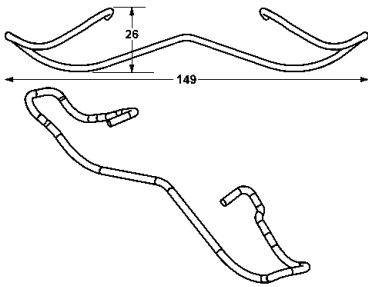


Feder, Bremssattel

ATE

LAND ROVER

11.8116-0301.1 390610

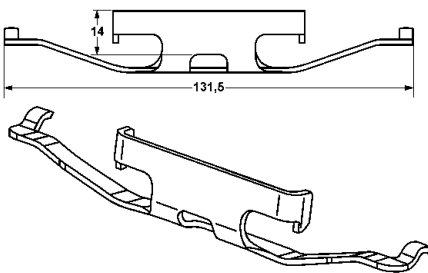


Feder, Bremssattel

ATE

FORD, RENAULT

11.8116-0310.1 390611

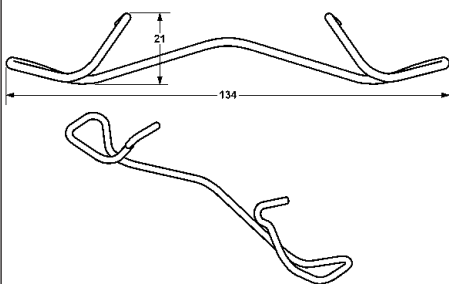


Feder, Bremssattel

ATE

VW

11.8116-0327.1 390599

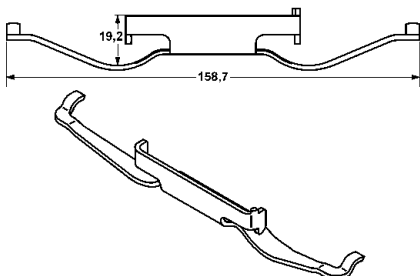


Feder, Bremssattel

ATE

VOLVO

11.8116-0367.1 390600



Feder, Bremssattel

ATE

VW



11.8170-0872.1 260121



Halter, Bremssattel

ATE

RENAULT

11.8170-0955.1 260109



Halter, Bremssattel

ATE

VW

11.8171-0008.1 990049



Führungsbolzen, Bremssattel

ATE

ALFA ROMEO, AUDI, BMW, CHEVROLET, CHRYSLER, CITROËN, DACIA, DAEWOO, DS, FERRARI, FIAT, FORD, HONDA, JAGUAR, JEEP, KIA, LANCIA, LAND ROVER, MASERATI, MAZDA, MERCEDES-BENZ, MINI, NISSAN, OPEL, PEUGEOT, PORSCHE, RENAULT, ROVER, SAAB, SEAT, SKODA, TALBOT, TOYOTA, VAUXHALL, VOLVO, VW

**24.0101-3001.2 260039**



Zubehörsatz, Bremssattel

AKE

MAZDA

**24.0101-3004.2 260042**



Zubehörsatz, Bremssattel

TRW

HONDA

**24.0101-3401.2 260043**



Zubehörsatz, Bremssattel

TRW

AUDI, NISSAN, OPEL, VAUXHALL, VOLVO, VW

**24.0101-3601.2 260044**



Zubehörsatz, Bremssattel

TRW

ALFA ROMEO, AUDI, FIAT, LANCIA, MERCEDES-BENZ, PEUGEOT, SAAB, SEAT, VOLVO, VW

**24.0101-4301.2 260047**

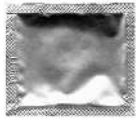


Zubehörsatz, Bremssattel

TRW

AUDI, FIAT, FORD, LANCIA, VW

24.0101-4803.2 260049



Zubehörsatz, Bremssattel

BDX

RENAULT

24.0101-4804.2 260050



Zubehörsatz, Bremssattel

TRW

CITROËN, FIAT, PEUGEOT

24.0101-4806.2 260052



Zubehörsatz, Bremssattel

TRW

CITROËN, PEUGEOT, RENAULT

24.0101-4807.2 260053



Zubehörsatz, Bremssattel

TRW

RENAULT

24.0101-5102.2 260056



Zubehörsatz, Bremssattel

SUM

MAZDA

**24.0101-5401.2 260059**



**Zubehörsatz, Bremssattel**

BDX

FORD

**24.0101-5405.2 260063**



**Zubehörsatz, Bremssattel**

TOYOTA

**24.0101-5701.2 260065**



**Zubehörsatz, Bremssattel**

AKE

MAZDA

**24.0102-4801.2 260085**



**Führungshülzensatz, Bremssattel**

ATE

mit Bremssattelschrauben

SEAT, VW

**24.0102-4803.2 260086**



**Führungshülzensatz, Bremssattel**

ATE

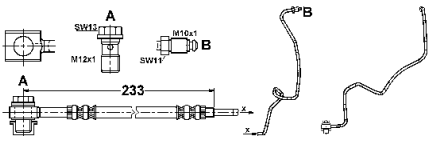
mit Bremssattelschrauben

SEAT, VW





**24.1253-0010.3 331066**

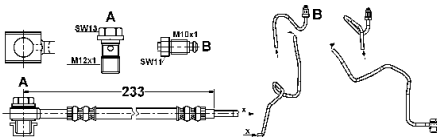


 **Bremsschlauch**

L= 233  
 M12x1  
 Schlüsselweite 1 [mm]: 11  
 mit Rohrleitung  
 Stahlflex / mit Hohlschraube  
 Außengewinde 2 [mm]: M10x1

**AUDI, SEAT, SKODA, VW**

**24.1253-0020.3 331067**

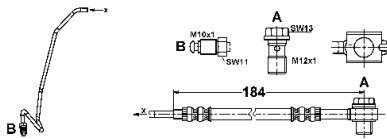



 **Bremsschlauch**

L= 233  
 M12x1  
 Schlüsselweite 1 [mm]: 11  
 mit Rohrleitung  
 Stahlflex / mit Hohlschraube  
 Außengewinde 2 [mm]: M10x1

**AUDI, SEAT, SKODA, VW**

**24.1253-0030.3 331126**

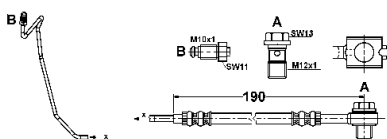



 **Bremsschlauch**

L= 184  
 M12x1  
 Schlüsselweite 1 [mm]: 11  
 mit Rohrleitung  
 Stahlflex / mit Hohlschraube  
 Außengewinde 2 [mm]: M10x1

**AUDI, SKODA, VW**

**24.1253-0040.3 331127**

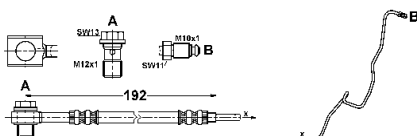



 **Bremsschlauch**

L= 190  
 M12x1  
 Schlüsselweite 1 [mm]: 11  
 mit Rohrleitung  
 Stahlflex / mit Hohlschraube  
 Außengewinde 2 [mm]: M10x1

**AUDI, SKODA, VW**

**24.1253-0050.3 331148**

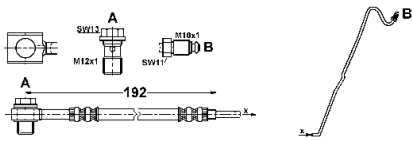


 **Bremsschlauch**

L= 192  
 M12x1  
 Schlüsselweite 1 [mm]: 11  
 mit Rohrleitung  
 Stahlflex / mit Hohlschraube  
 Außengewinde 2 [mm]: M10x1

**SEAT, SKODA, VW**

**24.1253-0060.3 331149**

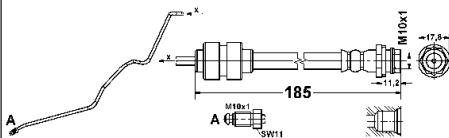


**Bremsschlauch**

L= 192  
 M12x1  
 Schlüsselweite 1 [mm]: 11  
 mit Rohrleitung  
 Stahlflex / mit Hohlschraube  
 Außengewinde 2 [mm]: M10x1

**SEAT, SKODA, VW**

**24.1294-0010.3 331253**

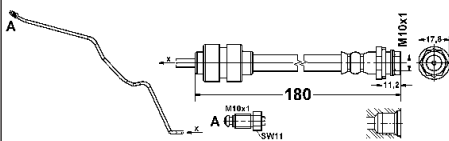


**Bremsschlauch**

L= 185  
 Schlüsselweite 1 [mm]: 11  
 mit Rohrleitung  
 Stahlflex  
 Außengewinde 2 [mm]: M10x1

**FORD**

**24.1294-0011.3 331254**

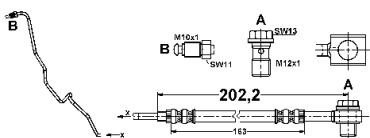


**Bremsschlauch**

L= 180  
 Schlüsselweite 1 [mm]: 11  
 mit Rohrleitung  
 Stahlflex  
 Außengewinde 2 [mm]: M10x1

**FORD**

**24.1294-0014.3 331448**

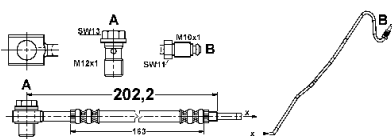


**Bremsschlauch**

L= 202,2  
 M12x1  
 Schlüsselweite 1 [mm]: 11  
 mit Rohrleitung  
 mit Hohlschraube  
 Außengewinde 2 [mm]: M10x1

**AUDI, SEAT, VW**

**24.1294-0015.3 331449**




**Bremsschlauch**

L= 202,2  
 M12x1  
 Schlüsselweite 1 [mm]: 11  
 mit Rohrleitung  
 mit Hohlschraube  
 Außengewinde 2 [mm]: M10x1

**AUDI, SEAT, VW**



24.3304-1715.5 240904



**Bremssattel**

Kolbendurchmesser [mm]: 30

Austauschteil: 1

- Halter

TRW

**TOYOTA**

24.3304-1716.5 240905



**Bremssattel**

Kolbendurchmesser [mm]: 30

Austauschteil: 1

- Halter

TRW

**TOYOTA**

24.3304-1717.5 241249



**Bremssattel**

Kolbendurchmesser [mm]: 30

Austauschteil: 1

- Halter

TRW

**HONDA**

24.3304-1718.5 241250



**Bremssattel**

Kolbendurchmesser [mm]: 30

Austauschteil: 1

- Halter

TRW

**HONDA**

24.3331-0039.5 240661



**Bremssattel**

Kolbendurchmesser [mm]: 33

Austauschteil: 1

- Halter

ATE

**MERCEDES-BENZ**

24.3341-1701.5 240435



 **Bremssattel**

Kolbendurchmesser [mm]: 34

Austauschteil: 1

- Halter

**HYUNDAI**

24.3341-1702.5 240436



 **Bremssattel**

Kolbendurchmesser [mm]: 34

Austauschteil: 1

- Halter

**HYUNDAI**

24.3341-1705.5 241070



 **Bremssattel**

Kolbendurchmesser [mm]: 34

Austauschteil: 1

- Halter

**HYUNDAI, KIA**

24.3341-1706.5 241071



 **Bremssattel**

Kolbendurchmesser [mm]: 34

Austauschteil: 1

- Halter

**HYUNDAI, KIA**

24.3341-1707.5 240996



 **Bremssattel**

Kolbendurchmesser [mm]: 34

Austauschteil: 1

- Halter

**HYUNDAI, KIA**





24.3341-1708.5 240997



**Bremssattel**

Kolbendurchmesser [mm]: 34

Austauschteil: 1

- Halter

**HYUNDAI, KIA**

24.3351-1701.5 240725



**Bremssattel**

Kolbendurchmesser [mm]: 35

Austauschteil: 1

- Halter

**NISSAN**

24.3351-1702.5 240726



**Bremssattel**

Kolbendurchmesser [mm]: 35

Austauschteil: 1

- Halter

**NISSAN**

24.3351-1703.5 241191



**Bremssattel**

Kolbendurchmesser [mm]: 35

Austauschteil: 1

- Halter

**CITROËN, JEEP, LANCIA, MITSUBISHI, PEUGEOT**

24.3361-9961.5 241000



**Bremssattel**

Artikelnummer des empfohlenen Zubehörs: 11.8116-0066.1

Kolbendurchmesser [mm]: 36

Austauschteil: 1

- Halter

**ATE**

**MG, ROVER**

24.3381-1709.5 240982



**Bremssattel**

Kolbendurchmesser [mm]: 38

Austauschteil: 1

- Halter

BOS

**MERCEDES-BENZ**

24.3381-1710.5 240983



**Bremssattel**

Kolbendurchmesser [mm]: 38

Austauschteil: 1

- Halter

BOS

**MERCEDES-BENZ**

24.3381-9957.5 240665



**Bremssattel**

Kolbendurchmesser [mm]: 38

Austauschteil: 1

- Halter

ATE

**SAAB**

24.3381-9958.5 240666



**Bremssattel**

Kolbendurchmesser [mm]: 38


Austauschteil: 1

- Halter

ATE

**SAAB**

24.3384-1767.5 240421



**Bremssattel**

Kolbendurchmesser [mm]: 38


Austauschteil: 1

- Halter

BOS

**FORD**

24.3384-1768.5 240422



**Bremssattel**

Kolbendurchmesser [mm]: 38

Austauschteil: 1

- Halter

BOS

**FORD**

24.3384-1779.5 241271



**Bremssattel**

Kolbendurchmesser [mm]: 38

Austauschteil: 1

- Halter

TRW

**MAZDA**

24.3384-1780.5 241272



**Bremssattel**

Kolbendurchmesser [mm]: 38

Austauschteil: 1

- Halter

TRW

**MAZDA**

24.3387-1705.5 240926



**Bremssattel**

Kolbendurchmesser [mm]: 38

Austauschteil:

- Halter

TRW

**CITROËN, PEUGEOT**

24.3387-1706.5 240927



**Bremssattel**

Kolbendurchmesser [mm]: 38

Austauschteil:

- Halter

TRW

**CITROËN, PEUGEOT**

24.3387-7021.5 241009



**Bremssattel**

Artikelnummer des empfohlenen Zubehörs: 11.0101-5407.2 / 11.8116-0340.1 / 11.8171-0008.1

Kolbendurchmesser [mm]: 38

ALU

Austauschteil: 1

- Halter

ATE

**NISSAN**

24.3387-7035.5 241078



**Bremssattel**

Artikelnummer des empfohlenen Zubehörs: 11.8116-0340.1

Kolbendurchmesser [mm]: 38

Austauschteil: 1

- Halter

ATE

**RENAULT**

24.3401-9933.5 240727



**Bremssattel**

Kolbendurchmesser [mm]: 40

Austauschteil: 1

- Halter

ATE

**BMW**

24.3401-9934.5 240728



**Bremssattel**

Kolbendurchmesser [mm]: 40

Austauschteil: 1

- Halter

ATE

**BMW**

24.3406-9961.5 241019



**Bremssattel**

Kolbendurchmesser [mm]: 40

ALU

Austauschteil: 1

- Halter

ATE

**MERCEDES-BENZ**





24.3406-9993.5 240637



**Bremssattel**

Kolbendurchmesser [mm]: 40

Austauschteil: 1

- Halter

ATE

**BMW**

24.3406-9994.5 240638



**Bremssattel**

Kolbendurchmesser [mm]: 40

Austauschteil: 1

- Halter

ATE

**BMW**

24.3406-9995.5 240639



**Bremssattel**

Kolbendurchmesser [mm]: 40

Austauschteil: 1

- Halter

ATE

**BMW**

24.3406-9996.5 240640



**Bremssattel**

Kolbendurchmesser [mm]: 40

Austauschteil: 1

- Halter

ATE

**BMW**

24.3414-1717.5 241259



**Bremssattel**

Kolbendurchmesser [mm]: 41

Austauschteil: 1

- Halter

TRW

**MITSUBISHI**

24.3414-1718.5 241260



**Bremssattel**

Kolbendurchmesser [mm]: 41

Austauschteil: 1

- Halter

TRW

**MITSUBISHI**

24.3421-9933.5 241109



**Bremssattel**

Artikelnummer des empfohlenen Zubehörs: 11.8116-0296.1

Kolbendurchmesser [mm]: 42

Austauschteil: 1

- Halter

ATE

**LAND ROVER**

24.3421-9934.5 241110



**Bremssattel**

Artikelnummer des empfohlenen Zubehörs: 11.8116-0296.1

Kolbendurchmesser [mm]: 42

Austauschteil: 1

- Halter

ATE

**LAND ROVER**

24.3421-9963.5 240669



**Bremssattel**

Kolbendurchmesser [mm]: 42

Austauschteil: 1

- Halter

ATE

**BMW**

24.3421-9964.5 240670



**Bremssattel**

Kolbendurchmesser [mm]: 42

Austauschteil: 1

- Halter

ATE

**BMW**

**24.3426-9993.5 240978**



**Bremssattel**

Artikelnummer des empfohlenen Zubehörs: 11.0101-5402.2 / 11.0441-4203.2 / 11.8116-0168.1 / 11.8171-0008.1

Kolbendurchmesser [mm]: 42

Austauschteil: 1

- Halter

ATE

**BMW**

**24.3426-9994.5 240979**



**Bremssattel**

Artikelnummer des empfohlenen Zubehörs: 11.0101-5402.2 / 11.0441-4203.2 / 11.8116-0168.1 / 11.8171-0008.1

Kolbendurchmesser [mm]: 42

Austauschteil: 1

- Halter

ATE

**BMW**

**24.3431-1711.5 241261**



**Bremssattel**

Kolbendurchmesser [mm]: 43

Austauschteil: 1

- Halter

**SUBARU**

**24.3431-1712.5 241262**



**Bremssattel**

Kolbendurchmesser [mm]: 43

Austauschteil: 1

- Halter

**SUBARU**

**24.3441-1703.5 241129**



**Bremssattel**

Kolbendurchmesser [mm]: 44

GG

Austauschteil: 1

- Halter

**MERCEDES-BENZ**

24.3441-1704.5 241130



**Bremssattel**

Kolbendurchmesser [mm]: 44

GG

Austauschteil: 1

- Halter

**MERCEDES-BENZ**

24.3441-9965.5 240673



**Bremssattel**

Kolbendurchmesser [mm]: 44

Austauschteil: 1

- Halter

ATE

**VOLVO**

24.3441-9966.5 240674



**Bremssattel**

Kolbendurchmesser [mm]: 44

Austauschteil: 1

- Halter

ATE

**VOLVO**

24.3451-1713.5 240329



**Bremssattel**

Kolbendurchmesser 1 [mm]: 40

Kolbendurchmesser 2 [mm]: 45

Austauschteil: 1

- Halter

TRW

**NISSAN, OPEL, RENAULT, VAUXHALL**

24.3451-1714.5 240330



**Bremssattel**

Kolbendurchmesser 1 [mm]: 40

Kolbendurchmesser 2 [mm]: 45

Austauschteil: 1

- Halter

TRW

**NISSAN, OPEL, RENAULT, VAUXHALL**

**24.3451-1719.5 240916**



 **Bremssattel**

Kolbendurchmesser 1 [mm]: 45

Kolbendurchmesser 2 [mm]: 40

Austauschteil: 1

- Halter

TRW

**CITROËN, PEUGEOT**

**24.3451-1720.5 240917**



 **Bremssattel**

Kolbendurchmesser 1 [mm]: 45

Kolbendurchmesser 2 [mm]: 40

Austauschteil: 1

- Halter

TRW

**CITROËN, PEUGEOT**

**24.3451-1727.5 240902**



 **Bremssattel**

Kolbendurchmesser [mm]: 45

Austauschteil: 1

- Halter

TRW

**LAND ROVER**

**24.3451-1728.5 240903**



 **Bremssattel**

Kolbendurchmesser [mm]: 45

Austauschteil: 1

- Halter

TRW

**LAND ROVER**

**24.3461-1703.5 240882**



 **Bremssattel**

Kolbendurchmesser [mm]: 46

Austauschteil: 1

- Halter

ATE

**BMW**



24.3461-1704.5 240883



 **Bremssattel**

Kolbendurchmesser [mm]: 46

Austauschteil: 1

- Halter

ATE

**BMW**

24.3481-1813.5 240940



 **Bremssattel**

Kolbendurchmesser [mm]: 48

Austauschteil:

- Halter

BOS

**FORD**

24.3481-1814.5 240941



 **Bremssattel**

Kolbendurchmesser [mm]: 48

Austauschteil:

- Halter

BOS

**FORD**

24.3481-1817.5 241169



 **Bremssattel**

Kolbendurchmesser [mm]: 48

Austauschteil: 1

- Halter

BOS

**MERCEDES-BENZ, VW**

24.3481-1818.5 241170



 **Bremssattel**

Kolbendurchmesser [mm]: 48

Austauschteil: 1

- Halter

BOS

**MERCEDES-BENZ, VW**

**24.3481-9811.5 240675****Bremssattel**

Artikelnummer des empfohlenen Zubehörs: 11.8170-0600.1

Kolbendurchmesser [mm]: 48

Austauschteil: 1

- Halter

ATE

**MINI****24.3481-9812.5 240676****Bremssattel**

Artikelnummer des empfohlenen Zubehörs: 11.8170-0600.1

Kolbendurchmesser [mm]: 48

Austauschteil: 1

- Halter

ATE

**MINI****24.3481-9871.5 240677****Bremssattel**

Artikelnummer des empfohlenen Zubehörs: 11.8116-0129.1

Kolbendurchmesser [mm]: 48

Austauschteil: 1

- Halter

ATE

**CHEVROLET, DAEWOO, JAGUAR, OPEL, VAUXHALL****24.3481-9872.5 240678****Bremssattel**

Artikelnummer des empfohlenen Zubehörs: 11.8116-0129.1

Kolbendurchmesser [mm]: 48

Austauschteil: 1

- Halter

ATE

**CHEVROLET, DAEWOO, JAGUAR, OPEL, VAUXHALL****24.3521-8501.5 241237****Bremssattel**

Artikelnummer des empfohlenen Zubehörs: 11.0101-5407.2 / 11.0101-5409.2 / 11.0441-5203.2 / 11.8116-0191.1 / 11.8171-0008.1

Kolbendurchmesser [mm]: 52

Austauschteil: 1

- Halter

ATE

**MERCEDES-BENZ, VW**

**24.3521-8502.5 241238**



 **Bremssattel**

Artikelnummer des empfohlenen Zubehörs: 11.0101-5407.2 / 11.0101-5409.2 / 11.0441-5203.2 / 11.8116-0191.1 / 11.8171-0008.1

Kolbendurchmesser [mm]: 52

Austauschteil: 1

- Halter

ATE

**MERCEDES-BENZ, VW**

**24.3541-1753.5 240958**



 **Bremssattel**

Kolbendurchmesser [mm]: 54

Austauschteil: 1

- Halter

TRW

**MERCEDES-BENZ**

**24.3541-1754.5 240959**



 **Bremssattel**

Kolbendurchmesser [mm]: 54

Austauschteil: 1

- Halter

TRW

**MERCEDES-BENZ**

**24.3541-1759.5 241195**



 **Bremssattel**

Kolbendurchmesser [mm]: 54

Austauschteil: 1

- Halter

TRW

**MERCEDES-BENZ**

**24.3541-1760.5 241196**



 **Bremssattel**

Kolbendurchmesser [mm]: 54

Austauschteil: 1

- Halter

TRW

**MERCEDES-BENZ**



24.3541-1775.5 240974



**Bremssattel**

Kolbendurchmesser [mm]: 54

Austauschteil: 1

- Halter

TRW

**VW**

24.3541-1776.5 240975



**Bremssattel**

Kolbendurchmesser [mm]: 54

Austauschteil: 1

- Halter

TRW

**VW**

24.3541-1809.5 240593



**Bremssattel**

Kolbendurchmesser [mm]: 54

Austauschteil: 1

- Halter

BOS

**FIAT, LANCIA**

24.3541-1810.5 240594



**Bremssattel**

Kolbendurchmesser [mm]: 54

Austauschteil: 1

- Halter

BOS

**FIAT, LANCIA**

24.3541-1821.5 241197



**Bremssattel**

Artikelnummer des empfohlenen Zubehörs: 24.0101-3802.2

Kolbendurchmesser [mm]: 54

Austauschteil: 1

- Halter

TRW

**OPEL, SUZUKI, VAUXHALL**

**24.3541-1822.5 241198**



 **Bremssattel**

Artikelnummer des empfohlenen Zubehörs: 24.0101-3802.2

Kolbendurchmesser [mm]: 54

Austauschteil: 1

- Halter

TRW

**OPEL, SUZUKI, VAUXHALL**

**24.3541-1829.5 240721**



 **Bremssattel**

Kolbendurchmesser [mm]: 54

Austauschteil: 1

- Halter

BOS

**ABARTH, FIAT, OPEL, VAUXHALL**

**24.3541-1830.5 240722**



 **Bremssattel**

Kolbendurchmesser [mm]: 54


Austauschteil: 1

- Halter

BOS

**ABARTH, FIAT, OPEL, VAUXHALL**

**24.3541-1835.5 240922**



 **Bremssattel**

Kolbendurchmesser [mm]: 54


Austauschteil: 1

- Halter

TRW

**BMW**

**24.3541-1836.5 240923**



 **Bremssattel**

Kolbendurchmesser [mm]: 54

Austauschteil: 1

- Halter

TRW

**BMW**





24.3541-1865.5 241263



 **Bremssattel**

GG

Kolbendurchmesser [mm]: 54

Austauschteil: 1

- Halter

**MAZDA**

24.3541-1866.5 241264



 **Bremssattel**

GG

Kolbendurchmesser [mm]: 54

Austauschteil: 1

- Halter

**MAZDA**

24.3541-9575.5 240681



 **Bremssattel**

Kolbendurchmesser [mm]: 54

Austauschteil: 1

- Halter

ATE

**BMW**

24.3541-9576.5 240682



 **Bremssattel**

Kolbendurchmesser [mm]: 54

Austauschteil: 1

- Halter

ATE

**BMW**

24.3541-9951.5 241030



 **Bremssattel**

Artikelnummer des empfohlenen Zubehörs: 11.8170-0002.1

Kolbendurchmesser [mm]: 54

Austauschteil: 1

- Halter

ATE

**DACIA, RENAULT**

24.3571-1753.5 240936



**Bremssattel**

Kolbendurchmesser [mm]: 57

Austauschteil:

- Halter

TRW

**LAND ROVER**

24.3571-1754.5 240937



**Bremssattel**

Kolbendurchmesser [mm]: 57

Austauschteil:

- Halter

TRW

**LAND ROVER**

24.3571-1767.7 220981



**Bremssattel**

Kolbendurchmesser [mm]: 57

- Halter

TRW

**SUZUKI**

24.3571-1768.7 220982



**Bremssattel**

Kolbendurchmesser [mm]: 57

- Halter

TRW

**SUZUKI**

24.3571-1783.5 240751



**Bremssattel**

Kolbendurchmesser [mm]: 57

Austauschteil: 1

- Halter

ATE

**SAAB**

24.3571-1784.5 240752



**Bremssattel**

Kolbendurchmesser [mm]: 57

Austauschteil: 1

- Halter

ATE

**SAAB**

24.3571-1789.5 240989



**Bremssattel**

Kolbendurchmesser [mm]: 57

Austauschteil: 1

- Halter

**TOYOTA**

24.3571-1790.5 241031



**Bremssattel**

Kolbendurchmesser [mm]: 57

Austauschteil: 1

- Halter

**TOYOTA**

24.3571-8510.5 241033



**Bremssattel**

Kolbendurchmesser [mm]: 57

Austauschteil: 1

- Halter

ATE

**MERCEDES-BENZ**

24.3571-9735.5 240806



**Bremssattel**

Kolbendurchmesser [mm]: 57

Austauschteil: 1

- Halter

ATE

**AUDI, SEAT, SKODA, VW**

24.3571-9736.5 240807



**Bremssattel**

Kolbendurchmesser [mm]: 57

Austauschteil: 1

- Halter

ATE

**AUDI, SEAT, SKODA, VW**

24.3571-9753.5 241092



**Bremssattel**

Kolbendurchmesser [mm]: 57

Austauschteil: 1

- Halter

ATE

**BMW**

24.3571-9754.5 241093



**Bremssattel**

Kolbendurchmesser [mm]: 57

Austauschteil: 1

- Halter

ATE

**BMW**

24.3571-9765.5 240651



**Bremssattel**

Kolbendurchmesser [mm]: 57

Austauschteil: 1

- Halter

ATE

**CITROËN, PEUGEOT**

24.3571-9766.5 240652



**Bremssattel**

Kolbendurchmesser [mm]: 57

Austauschteil: 1

- Halter

ATE

**CITROËN, PEUGEOT**

**24.3571-9781.5 240984****Bremssattel**

Artikelnummer des empfohlenen Zubehörs: 11.0101-5407.2 / 11.8116-0295.2 / 11.8116-0356.1 / 11.8171-0008.1

Kolbendurchmesser [mm]: 57

GG

Austauschteil: 1

- Halter

ATE

**FIAT, OPEL, SAAB, VAUXHALL**

**24.3571-9782.5 240985****Bremssattel**

Artikelnummer des empfohlenen Zubehörs: 11.0101-5407.2 / 11.8116-0295.2 / 11.8116-0356.1 / 11.8171-0008.1

Kolbendurchmesser [mm]: 57

GG

Austauschteil: 1

- Halter

ATE

**FIAT, OPEL, SAAB, VAUXHALL**

**24.3571-9819.5 241239****Bremssattel**

Artikelnummer des empfohlenen Zubehörs: 11.0101-5705.2 / 11.0441-5704.2 / 11.8116-0272.1 / 11.8116-0326.1 / 11.8171-0067.1

Kolbendurchmesser [mm]: 57

Austauschteil: 1

- Halter

ATE

**FORD, SEAT, VW**

**24.3571-9820.5 241240****Bremssattel**

Artikelnummer des empfohlenen Zubehörs: 11.0101-5705.2 / 11.0441-5704.2 / 11.8116-0272.1 / 11.8116-0326.1 / 11.8171-0067.1

Kolbendurchmesser [mm]: 57

Austauschteil: 1

- Halter

ATE

**FORD, SEAT, VW**



24.3571-9863.5 240691



**Bremssattel**

Kolbendurchmesser [mm]: 57

Austauschteil: 1

- Halter

ATE

**VOLVO**

24.3571-9864.5 240692



**Bremssattel**

Kolbendurchmesser [mm]: 57

Austauschteil: 1

- Halter

ATE

**VOLVO**

24.3571-9939.5 241036



**Bremssattel**

Kolbendurchmesser [mm]: 57

Austauschteil: 1

- Halter

ATE

**CITROËN, PEUGEOT**

24.3571-9940.5 241037



**Bremssattel**

Kolbendurchmesser [mm]: 57

Austauschteil: 1

- Halter

ATE

**CITROËN, PEUGEOT**

24.3571-9953.5 241062



**Bremssattel**

Artikelnummer des empfohlenen Zubehörs: 11.8116-0237.1

Kolbendurchmesser [mm]: 57

Austauschteil: 1

- Halter

ATE

**ALFA ROMEO, CHRYSLER, FIAT, LANCIA**

**24.3571-9954.5 241063**



**Bremssattel**

Artikelnummer des empfohlenen Zubehörs: 11.8116-0237.1

Kolbendurchmesser [mm]: 57


Austauschteil: 1

- Halter

ATE

**ALFA ROMEO, CHRYSLER, FIAT, LANCIA**

**24.3572-1707.5 240884**



**Bremssattel**

Kolbendurchmesser [mm]: 57

Austauschteil: 1

- Halter

BOS

**CITROËN**

**24.3572-1708.5 240885**



**Bremssattel**

Kolbendurchmesser [mm]: 57

Austauschteil: 1

- Halter

BOS

**CITROËN**

**24.3601-8513.5 240687**



**Bremssattel**

Kolbendurchmesser [mm]: 60

Austauschteil: 1

- Halter

ATE

**MERCEDES-BENZ, VW**

**24.3601-8514.5 240688**



**Bremssattel**

Kolbendurchmesser [mm]: 60

Austauschteil: 1

- Halter

ATE

**MERCEDES-BENZ, VW**

**24.3601-8515.5 240689**



**Bremssattel**

Kolbendurchmesser [mm]: 60

Austauschteil: 1

- Halter

ATE

**BMW**

**24.3601-8516.5 240690**



**Bremssattel**

Kolbendurchmesser [mm]: 60

Austauschteil: 1

- Halter

ATE

**BMW**

**24.3601-9721.5 241052**



**Bremssattel**

Artikelnummer des empfohlenen Zubehörs: 11.8116-0367.1

Kolbendurchmesser [mm]: 60

Austauschteil: 1

- Halter

ATE

**VW**

**24.3601-9722.5 241053**



**Bremssattel**

Artikelnummer des empfohlenen Zubehörs: 11.8116-0367.1

Kolbendurchmesser [mm]: 60

Austauschteil: 1

- Halter

ATE

**VW**

**24.3601-9781.5 241121**



**Bremssattel**

Artikelnummer des empfohlenen Zubehörs: 11.8116-0073.1

Kolbendurchmesser [mm]: 60

Austauschteil: 1

- Halter

ATE

**JAGUAR**



24.3601-9782.5 241122



**Bremssattel**

Artikelnummer des empfohlenen Zubehörs: 11.8116-0073.1

Kolbendurchmesser [mm]: 60

Austauschteil: 1

- Halter

ATE

**JAGUAR**

24.3606-1705.7 220993



**Bremssattel**

Kolbendurchmesser [mm]: 60

ALU

- Halter

TRW

**MERCEDES-BENZ**

24.3606-1706.7 220994



**Bremssattel**

Kolbendurchmesser [mm]: 60

ALU

- Halter

TRW

**MERCEDES-BENZ**

24.3606-1709.5 241209



**Bremssattel**

Kolbendurchmesser [mm]: 60

ALU

Austauschteil: 1

- Halter

TRW

**MERCEDES-BENZ**

24.3606-1710.5 241210



**Bremssattel**

Kolbendurchmesser [mm]: 60

ALU

Austauschteil: 1

- Halter

TRW

**MERCEDES-BENZ**

24.3606-9946.5 240967



**Bremssattel**

Kolbendurchmesser [mm]: 60

Austauschteil: 1

- Halter

ATE

**VOLVO**

24.3606-9967.5 240571



**Bremssattel**

Artikelnummer des empfohlenen Zubehörs: 11.8116-0137.1

Kolbendurchmesser [mm]: 60

Austauschteil: 1

- Halter

ATE

**BMW**

24.3606-9968.5 240572



**Bremssattel**

Artikelnummer des empfohlenen Zubehörs: 11.8116-0137.1

Kolbendurchmesser [mm]: 60

Austauschteil: 1

- Halter

ATE

**BMW**

24.3611-1701.5 240778



**Bremssattel**

Kolbendurchmesser [mm]: 61

Austauschteil: 1

- Halter

SUM

**TOYOTA**

24.3611-1702.5 240779



**Bremssattel**

Kolbendurchmesser [mm]: 61

Austauschteil: 1

- Halter

SUM

**TOYOTA**





**24.4236-8003.5 230139**



**Bremsattel**

Artikelnummer des empfohlenen Zubehörs: 13.0441-3609.2

Kolbendurchmesser [mm]: 36

Austauschteil: 1

ATE

**MERCEDES-BENZ**

**24.4236-8004.5 230140**



**Bremsattel**

Artikelnummer des empfohlenen Zubehörs: 13.0441-3609.2

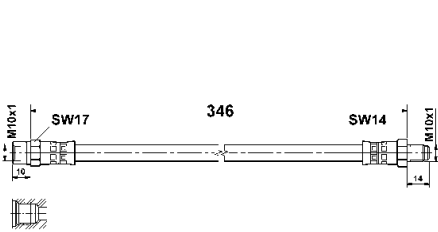
Kolbendurchmesser [mm]: 36

Austauschteil: 1

ATE

**MERCEDES-BENZ**

**24.5101-0346.3 331406**



**Bremserschlauch**

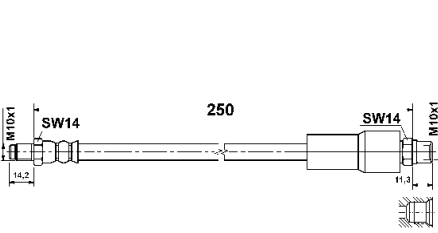
L= 346

Schlüsselweite 1 [mm]: 14

Schlüsselweite 2 [mm]: 17

**MERCEDES-BENZ**

**24.5102-0250.3 331477**



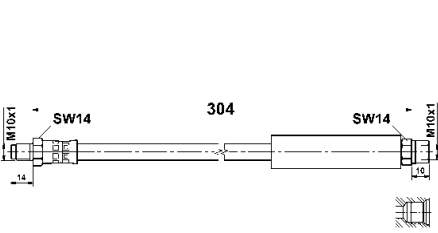
**Bremserschlauch**

L= 250

Schlüsselweite 1 [mm]: 14

**AUDI**

**24.5102-0304.3 331407**



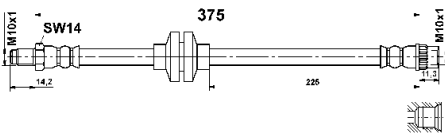
**Bremserschlauch**


L= 304

Schlüsselweite 1 [mm]: 14

**BMW**

**24.5103-0375.3 331556**



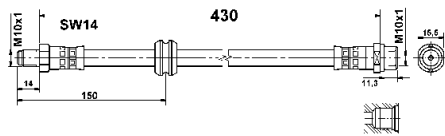
 **Bremsschlauch**

L= 375

Schlüsselweite 1 [mm]: 14

**OPEL, RENAULT, VAUXHALL**

**24.5103-0430.3 331408**



 **Bremsschlauch**

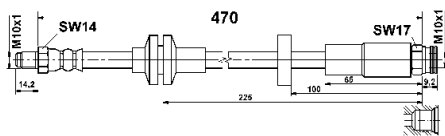
L= 430


Schlüsselweite 1 [mm]: 14

Schlüsselweite 2 [mm]: 15,5

**BMW**

**24.5104-0470.3 331566**



 **Bremsschlauch**

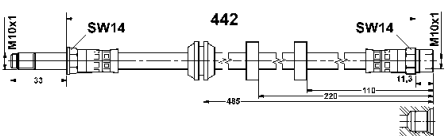
L= 470


Schlüsselweite 1 [mm]: 14

Schlüsselweite 2 [mm]: 17

**ALFA ROMEO**

**24.5105-0442.3 331432**



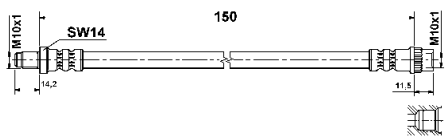
 **Bremsschlauch**


L= 442

Schlüsselweite 1 [mm]: 14

**SEAT, VW**

**24.5111-0150.3 330497**



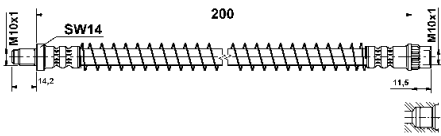
 **Bremsschlauch**


L= 150

Schlüsselweite 1 [mm]: 14

**RENAULT**

**24.5111-0201.3 330498**



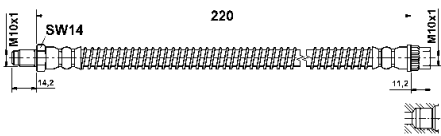
 **Bremsschlauch**


L= 200

Schlüsselweite 1 [mm]: 14

**PEUGEOT**

**24.5111-0221.3 330818**



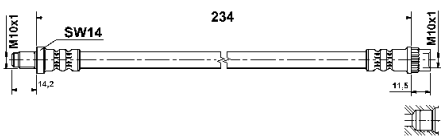
 **Bremsschlauch**


L= 220

Schlüsselweite 1 [mm]: 14

**NISSAN, OPEL, RENAULT, VAUXHALL**

**24.5111-0235.3 330477**



 **Bremsschlauch**

L= 234

Schlüsselweite 1 [mm]: 14

**PEUGEOT**

**24.5111-0241.3 330680**



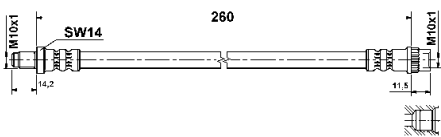
 **Bremsschlauch**


L= 242

Schlüsselweite 1 [mm]: 14

**RENAULT**

**24.5111-0260.3 330408**



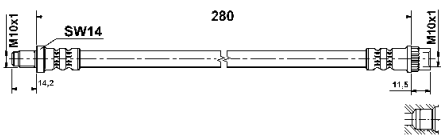
 **Bremsschlauch**


L= 260

Schlüsselweite 1 [mm]: 14

**RENAULT**

**24.5111-0280.3 330389**



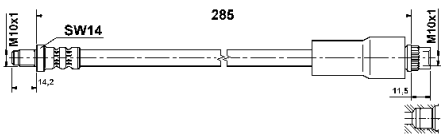
 **Bremsschlauch**


L= 280

Schlüsselweite 1 [mm]: 14

**RENAULT**

**24.5111-0285.3 330608**



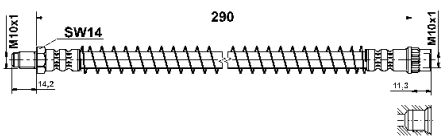
 **Bremsschlauch**


L= 285

Schlüsselweite 1 [mm]: 14

**RENAULT**

**24.5111-0290.3 330108**



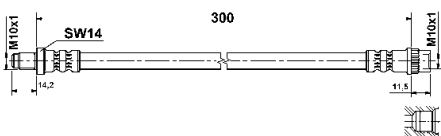
 **Bremsschlauch**

L= 290

Schlüsselweite 1 [mm]: 14

**CITROËN, PEUGEOT**

**24.5111-0300.3 330407**



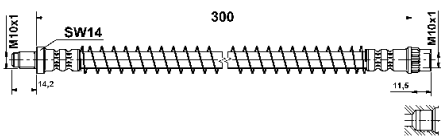
 **Bremsschlauch**


L= 300

Schlüsselweite 1 [mm]: 14

**DACIA, RENAULT**

**24.5111-0301.3 330499**



 **Bremsschlauch**

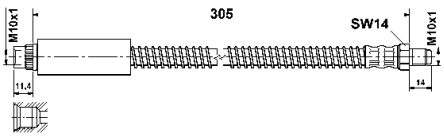
L= 300


Schlüsselweite 1 [mm]: 14

**CITROËN, FIAT, LANCIA, PEUGEOT**



**24.5111-0306.3 330596**



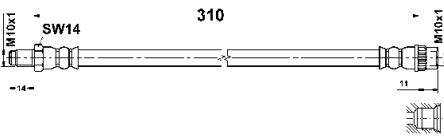
 **Bremsschlauch**


L= 305

Schlüsselweite 1 [mm]: 14

**PEUGEOT**

**24.5111-0310.3 331393**



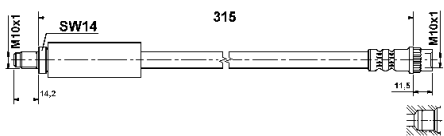
 **Bremsschlauch**


L= 310

Schlüsselweite 1 [mm]: 14

**DACIA, RENAULT**

**24.5111-0317.3 330501**



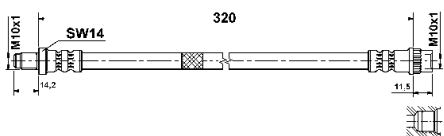
 **Bremsschlauch**


L= 315

Schlüsselweite 1 [mm]: 14

**RENAULT**

**24.5111-0320.3 330487**



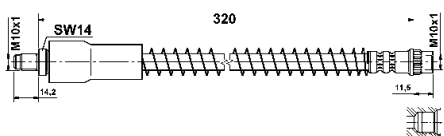
 **Bremsschlauch**


L= 320

Schlüsselweite 1 [mm]: 14

**RENAULT**

**24.5111-0321.3 330597**



 **Bremsschlauch**

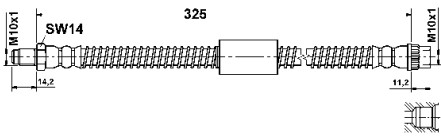
L= 320


Schlüsselweite 1 [mm]: 14

**RENAULT**



**24.5111-0326.3 330766**




 **Bremsschlauch**


L= 326

Schlüsselweite 1 [mm]: 14

**NISSAN, OPEL, RENAULT, VAUXHALL**

**24.5111-0330.3 330160**



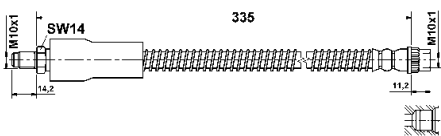
 **Bremsschlauch**


L= 330

Schlüsselweite 1 [mm]: 14

**CITROËN, PEUGEOT**

**24.5111-0335.3 330778**



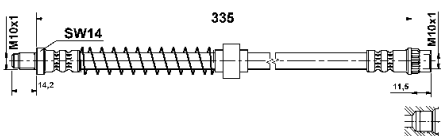
 **Bremsschlauch**

L= 335

Schlüsselweite 1 [mm]: 14

**RENAULT**

**24.5111-0336.3 330570**



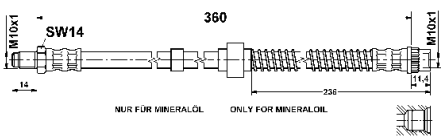
 **Bremsschlauch**


L= 335

Schlüsselweite 1 [mm]: 14

**CITROËN, NISSAN, RENAULT**

**24.5111-0355.3 330757**



 **Bremsschlauch**

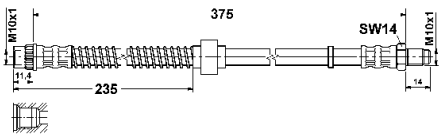
L= 360


Schlüsselweite 1 [mm]: 14

**CITROËN**



**24.5111-0375.3 331128**



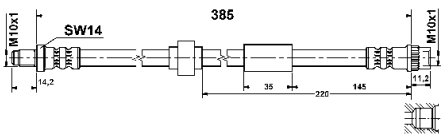
 **Bremsschlauch**


L= 375

Schlüsselweite 1 [mm]: 14

**CITROËN**

**24.5111-0386.3 330503**



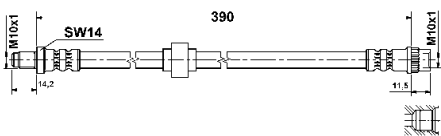
 **Bremsschlauch**


L= 385

Schlüsselweite 1 [mm]: 14

**NISSAN, OPEL, RENAULT, VAUXHALL**

**24.5111-0390.3 330566**



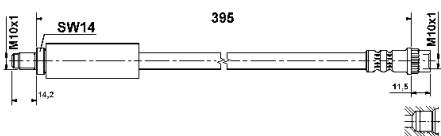
 **Bremsschlauch**

L= 390

Schlüsselweite 1 [mm]: 14

**RENAULT**

**24.5111-0396.3 330609**



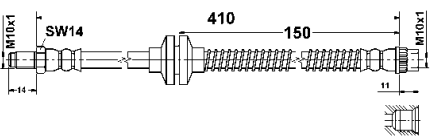
 **Bremsschlauch**


L= 395

Schlüsselweite 1 [mm]: 14

**RENAULT**

**24.5111-0411.3 331394**



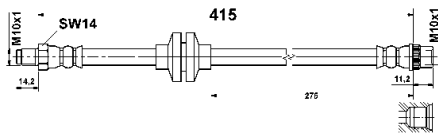
 **Bremsschlauch**


L= 410

Schlüsselweite 1 [mm]: 14

**RENAULT**

**24.5111-0415.3 331506**



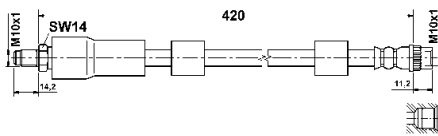
 **Bremsschlauch**


L= 415

Schlüsselweite 1 [mm]: 14

**DACIA, RENAULT**

**24.5111-0420.3 330682**



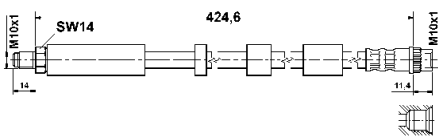
 **Bremsschlauch**


L= 420

Schlüsselweite 1 [mm]: 14

**CITROËN, PEUGEOT**

**24.5111-0424.3 331014**



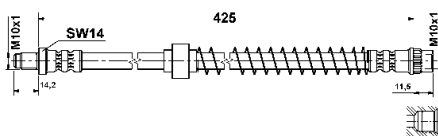
 **Bremsschlauch**


L= 424,6

Schlüsselweite 1 [mm]: 14

**CITROËN, PEUGEOT**

**24.5111-0425.3 330278**



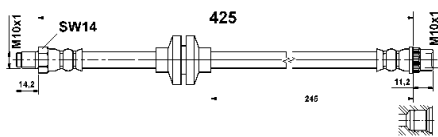
 **Bremsschlauch**


L= 425

Schlüsselweite 1 [mm]: 14

**CITROËN**

**24.5111-0426.3 331347**



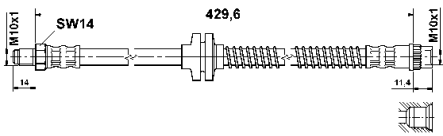
 **Bremsschlauch**


L= 425

Schlüsselweite 1 [mm]: 14

**RENAULT**

**24.5111-0429.3 331015**

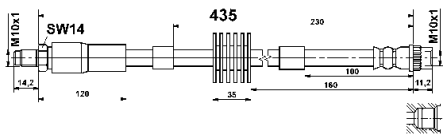



 **Bremsschlauch**

L= 429,6  
Schlüsselweite 1 [mm]: 14

**RENAULT**

**24.5111-0435.3 331538**

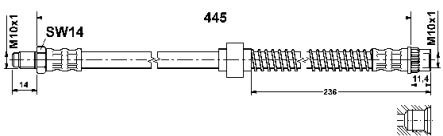


 **Bremsschlauch**

L= 425  
Schlüsselweite 1 [mm]: 14

**PEUGEOT**

**24.5111-0438.3 330568**

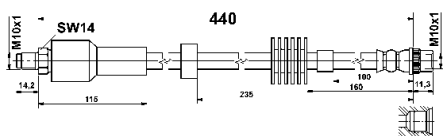



 **Bremsschlauch**

L= 445  
Schlüsselweite 1 [mm]: 14

**CITROËN, PEUGEOT**

**24.5111-0441.3 331507**

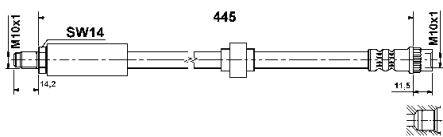



 **Bremsschlauch**

L= 440  
Schlüsselweite 1 [mm]: 14

**CITROËN, DS**

**24.5111-0445.3 330504**

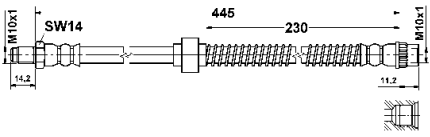



 **Bremsschlauch**

L= 445  
Schlüsselweite 1 [mm]: 14

**RENAULT**

**24.5111-0446.3 331055**

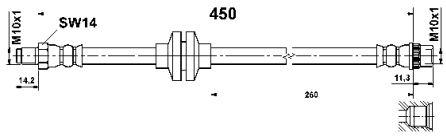



 **Bremsschlauch**

L= 445  
Schlüsselweite 1 [mm]: 14

**CITROËN, PEUGEOT**

**24.5111-0450.3 331557**

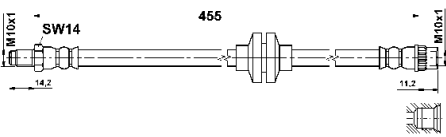



 **Bremsschlauch**

L= 450  
Schlüsselweite 1 [mm]: 14

**DACIA, RENAULT**

**24.5111-0455.3 330914**

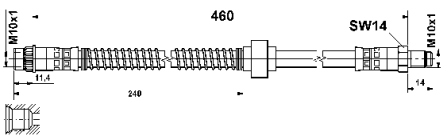



 **Bremsschlauch**

L= 455  
Schlüsselweite 1 [mm]: 14

**RENAULT**

**24.5111-0460.3 330603**

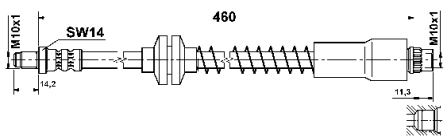



 **Bremsschlauch**

L= 460  
Schlüsselweite 1 [mm]: 14

**CITROËN, PEUGEOT**

**24.5111-0462.3 330555**



 **Bremsschlauch**

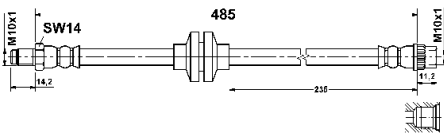
L= 460  
Schlüsselweite 1 [mm]: 14

**CITROËN, FIAT, LANCIA, PEUGEOT**





**24.5111-0485.3 331370**

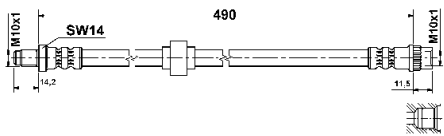



 **Bremsschlauch**

L= 485  
Schlüsselweite 1 [mm]: 14

**RENAULT**

**24.5111-0490.3 330598**

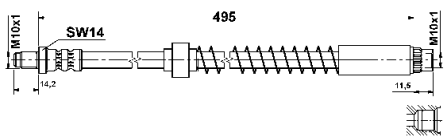



 **Bremsschlauch**

L= 490  
Schlüsselweite 1 [mm]: 14

**RENAULT**

**24.5111-0495.3 330505**

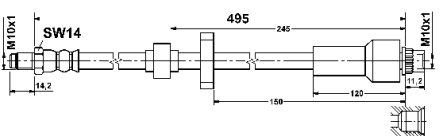



 **Bremsschlauch**

L= 495  
Schlüsselweite 1 [mm]: 14

**PEUGEOT**

**24.5111-0496.3 331371**

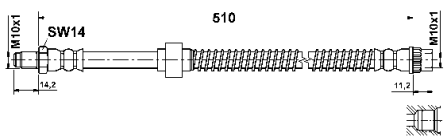



 **Bremsschlauch**

L= 495  
Schlüsselweite 1 [mm]: 14

**CITROËN, DS, PEUGEOT**

**24.5111-0510.3 330819**

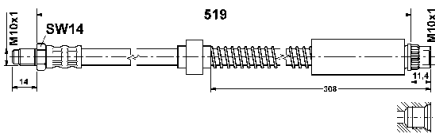



 **Bremsschlauch**

L= 510  
Schlüsselweite 1 [mm]: 14

**NISSAN, OPEL, RENAULT, VAUXHALL**

**24.5111-0520.3 330506**



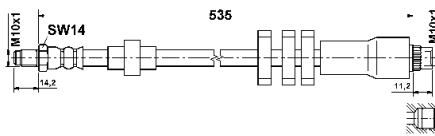
 **Bremsschlauch**


L= 519

Schlüsselweite 1 [mm]: 14

**PEUGEOT**

**24.5111-0535.3 330684**



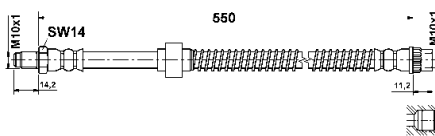
 **Bremsschlauch**


L= 535

Schlüsselweite 1 [mm]: 14

**PEUGEOT**

**24.5111-0550.3 330665**



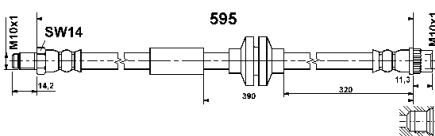
 **Bremsschlauch**


L= 550

Schlüsselweite 1 [mm]: 14

**CITROËN**

**24.5111-0595.3 331495**



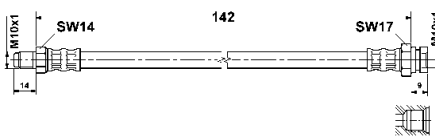
 **Bremsschlauch**


L= 595

Schlüsselweite 1 [mm]: 14

**OPEL, RENAULT, VAUXHALL**

**24.5112-0142.3 331016**



 **Bremsschlauch**

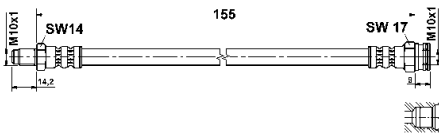
L= 142


Schlüsselweite 1 [mm]: 14

Schlüsselweite 2 [mm]: 17

**ABARTH, ALFA ROMEO, FIAT, OPEL, VAUXHALL**

## 24.5112-0155.3 330507



 **Bremsschlauch**

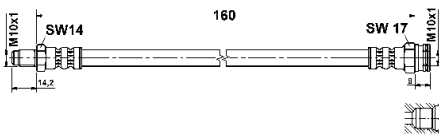
L= 155


Schlüsselweite 1 [mm]: 14

Schlüsselweite 2 [mm]: 17

**CITROËN, PEUGEOT**

## 24.5112-0160.3 330612



 **Bremsschlauch**

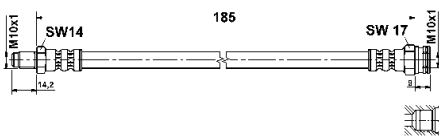
L= 160


Schlüsselweite 1 [mm]: 14

Schlüsselweite 2 [mm]: 17

**ALFA ROMEO, FIAT**

## 24.5112-0185.3 330654



 **Bremsschlauch**

L= 185

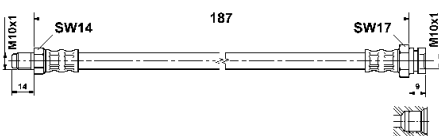
Schlüsselweite 1 [mm]: 14


Schlüsselweite 2 [mm]: 17

+ Halter

**FIAT**

## 24.5112-0187.3 331150



 **Bremsschlauch**

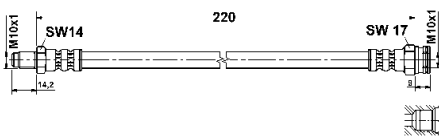
L= 187


Schlüsselweite 1 [mm]: 14

Schlüsselweite 2 [mm]: 17

**CHRYSLER, FIAT, LANCIA**

## 24.5112-0220.3 330613



 **Bremsschlauch**

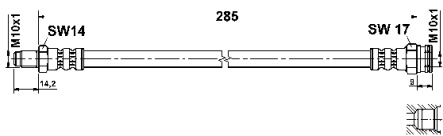
L= 220


Schlüsselweite 1 [mm]: 14

Schlüsselweite 2 [mm]: 17

**FIAT, RENAULT**

**24.5112-0285.3 330604**



 **Bremsschlauch**

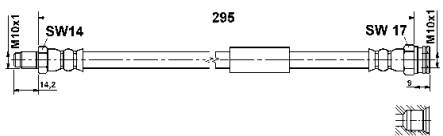
L= 285


Schlüsselweite 1 [mm]: 14

Schlüsselweite 2 [mm]: 17

**CITROËN, FIAT, PEUGEOT, SMART**

**24.5112-0295.3 330907**



 **Bremsschlauch**

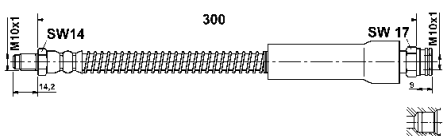
L= 295


Schlüsselweite 1 [mm]: 14

Schlüsselweite 2 [mm]: 17

**FIAT**

**24.5112-0300.3 330696**



 **Bremsschlauch**

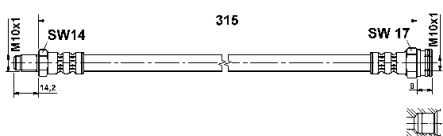
L= 300


Schlüsselweite 1 [mm]: 14

Schlüsselweite 2 [mm]: 17

**PEUGEOT**

**24.5112-0315.3 330509**



 **Bremsschlauch**

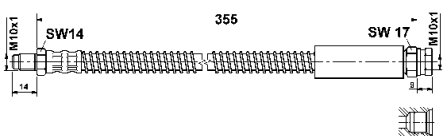
L= 315


Schlüsselweite 1 [mm]: 14

Schlüsselweite 2 [mm]: 17

**CITROËN, FIAT, PEUGEOT, RENAULT, SMART**

**24.5112-0325.3 330415**



 **Bremsschlauch**

L= 355

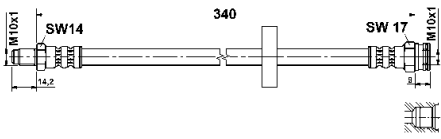
Schlüsselweite 1 [mm]: 14


Schlüsselweite 2 [mm]: 17

**CITROËN, PEUGEOT**



**24.5112-0339.3 330771**

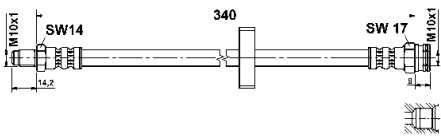


 **Bremsschlauch**

L= 340  
Schlüsselweite 1 [mm]: 14  
Schlüsselweite 2 [mm]: 17

**SKODA**

**24.5112-0340.3 330511**

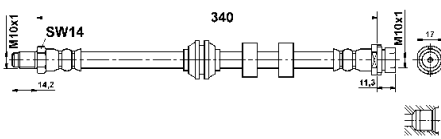



 **Bremsschlauch**

L= 340  
Schlüsselweite 1 [mm]: 14  
Schlüsselweite 2 [mm]: 17

**CITROËN, FIAT, PEUGEOT**

**24.5112-0341.3 330655**

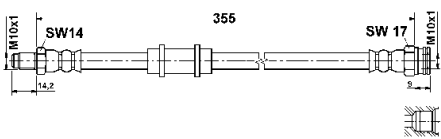



 **Bremsschlauch**

L= 340  
Schlüsselweite 1 [mm]: 14  
Schlüsselweite 2 [mm]: 17

**FORD**

**24.5112-0355.3 330758**

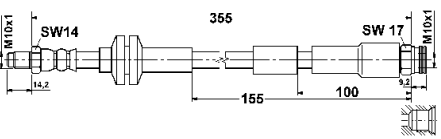



 **Bremsschlauch**

L= 355  
Schlüsselweite 1 [mm]: 14  
Schlüsselweite 2 [mm]: 17

**FIAT**

**24.5112-0356.3 331129**



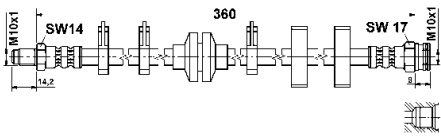
 **Bremsschlauch**

L= 355  
Schlüsselweite 1 [mm]: 14  
Schlüsselweite 2 [mm]: 17

**ABARTH, CHRYSLER, FIAT, FORD, LANCIA**



**24.5112-0360.3 330513**

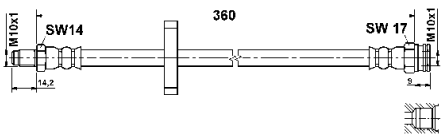



 **Bremsschlauch**

L= 360  
 Schlüsselweite 1 [mm]: 14  
 Schlüsselweite 2 [mm]: 17

**FIAT**

**24.5112-0361.3 330649**



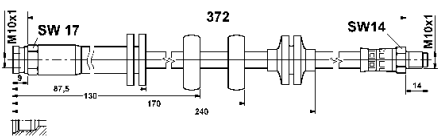
 **Bremsschlauch**


L= 360  
 Schlüsselweite 1 [mm]: 14  
 Schlüsselweite 2 [mm]: 17

+ Halter

**CITROËN, PEUGEOT**

**24.5112-0370.3 330515**

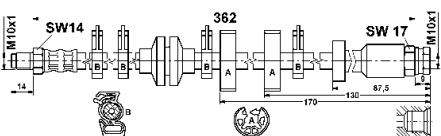



 **Bremsschlauch**

L= 372  
 Schlüsselweite 1 [mm]: 14  
 Schlüsselweite 2 [mm]: 17

**FIAT, LANCIA**

**24.5112-0376.3 330514**

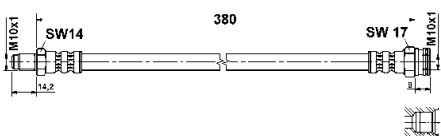



 **Bremsschlauch**

L= 362  
 Schlüsselweite 1 [mm]: 14  
 Schlüsselweite 2 [mm]: 17

**FIAT, LANCIA**

**24.5112-0381.3 330711**

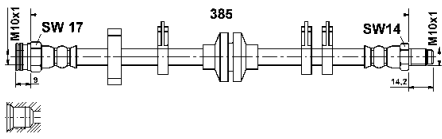


 **Bremsschlauch**

L= 380  
 Schlüsselweite 1 [mm]: 14  
 Schlüsselweite 2 [mm]: 17

**PEUGEOT**



**24.5112-0384.3 330651**

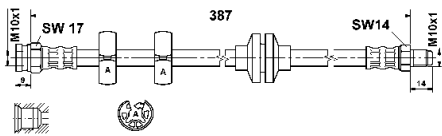
**Bremsschlauch**

L= 387

Schlüsselweite 1 [mm]: 14

Schlüsselweite 2 [mm]: 17

+ Halter

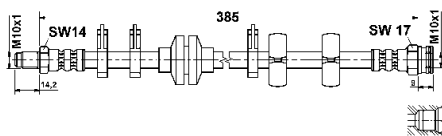

**FIAT****24.5112-0387.3 330519**

**Bremsschlauch**

L= 387

Schlüsselweite 1 [mm]: 14

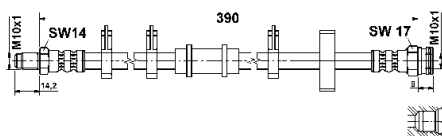
Schlüsselweite 2 [mm]: 17

**ALFA ROMEO, FIAT****24.5112-0388.3 330518**

**Bremsschlauch**

L= 385

Schlüsselweite 1 [mm]: 14

Schlüsselweite 2 [mm]: 17

**ALFA ROMEO, FIAT****24.5112-0390.3 330517**

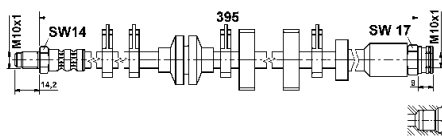

**Bremsschlauch**

L= 390

Schlüsselweite 1 [mm]: 14

Schlüsselweite 2 [mm]: 17

mit Klemmhalter

**FIAT****24.5112-0395.3 330521**

**Bremsschlauch**

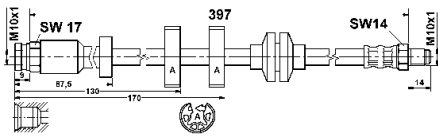
L= 395


Schlüsselweite 1 [mm]: 14

Schlüsselweite 2 [mm]: 17

**FIAT, LANCIA**

**24.5112-0396.3 330520**



 **Bremsschlauch**

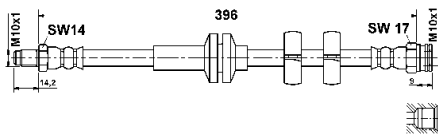
L= 397


Schlüsselweite 1 [mm]: 14

Schlüsselweite 2 [mm]: 17

**FIAT, LANCIA**

**24.5112-0397.3 330666**



 **Bremsschlauch**

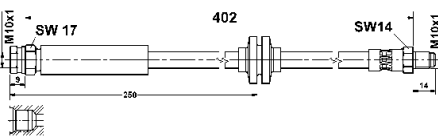
L= 396


Schlüsselweite 1 [mm]: 14

Schlüsselweite 2 [mm]: 17

**ALFA ROMEO**

**24.5112-0402.3 331297**



 **Bremsschlauch**

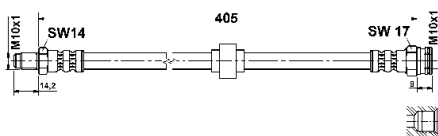
L= 402


Schlüsselweite 1 [mm]: 14

Schlüsselweite 2 [mm]: 17

**ALFA ROMEO, CITROËN, FIAT, OPEL, PEUGEOT, VAUXHALL**

**24.5112-0405.3 330428**



 **Bremsschlauch**

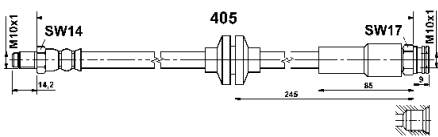
L= 405


Schlüsselweite 1 [mm]: 14

Schlüsselweite 2 [mm]: 17

**PEUGEOT**

**24.5112-0406.3 331496**



 **Bremsschlauch**

L= 405

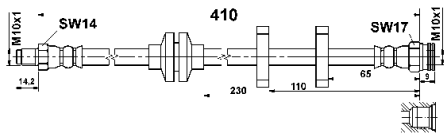
Schlüsselweite 1 [mm]: 14


Schlüsselweite 2 [mm]: 17

**FIAT, JEEP, OPEL, VAUXHALL**



**24.5112-0407.3 331459**



 **Bremsschlauch**

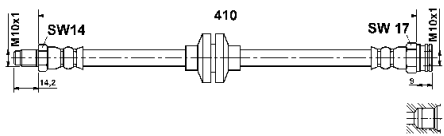
L= 410


Schlüsselweite 1 [mm]: 14

Schlüsselweite 2 [mm]: 17

**CHRYSLER, FIAT, LANCIA**

**24.5112-0408.3 330667**



 **Bremsschlauch**

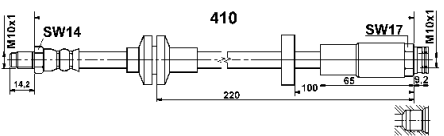
L= 410


Schlüsselweite 1 [mm]: 14

Schlüsselweite 2 [mm]: 17

**ALFA ROMEO**

**24.5112-0414.3 331453**



 **Bremsschlauch**

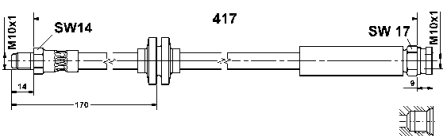
L= 410


Schlüsselweite 1 [mm]: 14

Schlüsselweite 2 [mm]: 17

**ALFA ROMEO**

**24.5112-0417.3 331298**



 **Bremsschlauch**

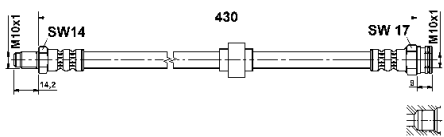
L= 417

Schlüsselweite 1 [mm]: 14

Schlüsselweite 2 [mm]: 17

**CITROËN, FIAT, PEUGEOT**

**24.5112-0430.3 330615**



 **Bremsschlauch**

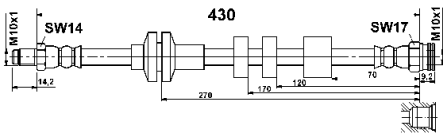
L= 430


Schlüsselweite 1 [mm]: 14

Schlüsselweite 2 [mm]: 17

**PEUGEOT**

**24.5112-0431.3 331502**

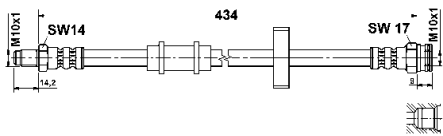



 **Bremsschlauch**

L= 430  
Schlüsselweite 1 [mm]: 14  
Schlüsselweite 2 [mm]: 17

**ALFA ROMEO**

**24.5112-0433.3 330522**

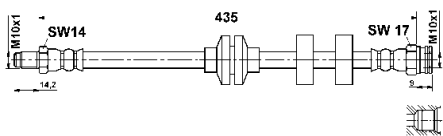


 **Bremsschlauch**

L= 434  
Schlüsselweite 1 [mm]: 14  
Schlüsselweite 2 [mm]: 17

**FIAT**

**24.5112-0437.3 330886**

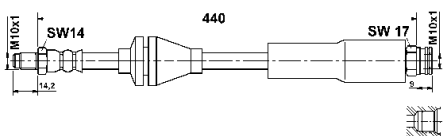



 **Bremsschlauch**

L= 435  
Schlüsselweite 1 [mm]: 14  
Schlüsselweite 2 [mm]: 17

**ALFA ROMEO, FIAT**

**24.5112-0440.3 330887**

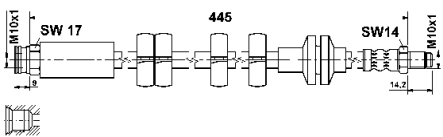



 **Bremsschlauch**

L= 440  
Schlüsselweite 1 [mm]: 14  
Schlüsselweite 2 [mm]: 17

**FIAT**

**24.5112-0445.3 330564**



 **Bremsschlauch**

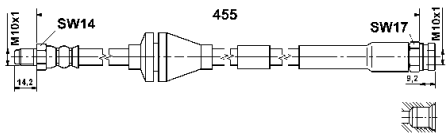
L= 445  
Schlüsselweite 1 [mm]: 14  
Schlüsselweite 2 [mm]: 17


**FIAT**





**24.5112-0454.3 331360**

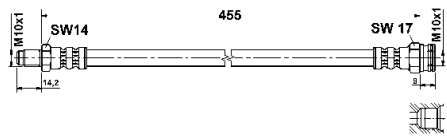



 **Bremsschlauch**

L= 454  
Schlüsselweite 1 [mm]: 14  
Schlüsselweite 2 [mm]: 17

**FIAT**

**24.5112-0455.3 330527**

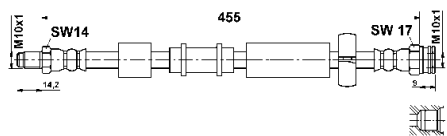



 **Bremsschlauch**

L= 455  
Schlüsselweite 1 [mm]: 14  
Schlüsselweite 2 [mm]: 17

**RENAULT**

**24.5112-0456.3 330875**

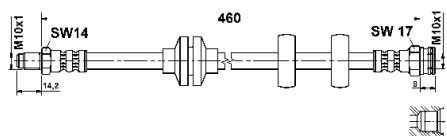



 **Bremsschlauch**

L= 455  
Schlüsselweite 1 [mm]: 14  
Schlüsselweite 2 [mm]: 17

**FIAT, LANCIA**

**24.5112-0460.3 330599**

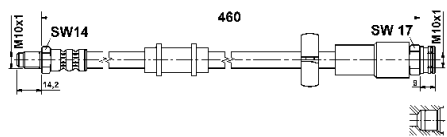



 **Bremsschlauch**

L= 460  
Schlüsselweite 1 [mm]: 14  
Schlüsselweite 2 [mm]: 17

**FIAT**

**24.5112-0461.3 330616**

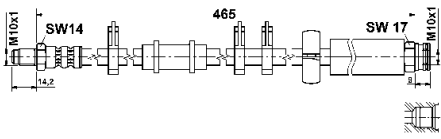


 **Bremsschlauch**

L= 460  
Schlüsselweite 1 [mm]: 14  
Schlüsselweite 2 [mm]: 17  
mit Klemmhalter

**CITROËN, FIAT, PEUGEOT**

**24.5112-0465.3 330526**

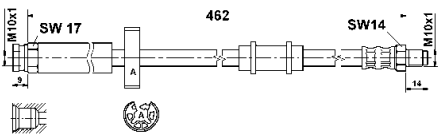


 **Bremsschlauch**

L= 465  
 Schlüsselweite 1 [mm]: 14  
 Schlüsselweite 2 [mm]: 17  
 mit Klemmhalter

**CITROËN, FIAT, PEUGEOT**

**24.5112-0466.3 330579**

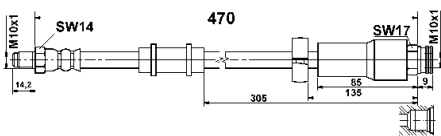


 **Bremsschlauch**

L= 462  
 Schlüsselweite 1 [mm]: 14  
 Schlüsselweite 2 [mm]: 17  
 ohne Klemmhalter

**CITROËN, FIAT, PEUGEOT**

**24.5112-0470.3 331460**

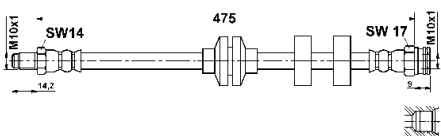



 **Bremsschlauch**

L= 470  
 Schlüsselweite 1 [mm]: 14  
 Schlüsselweite 2 [mm]: 17

**CITROËN, FIAT, PEUGEOT**

**24.5112-0475.3 330698**

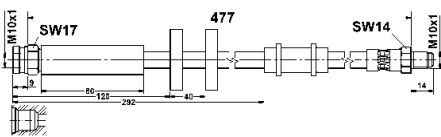



 **Bremsschlauch**

L= 475  
 Schlüsselweite 1 [mm]: 14  
 Schlüsselweite 2 [mm]: 17

**FIAT**

**24.5112-0477.3 331299**



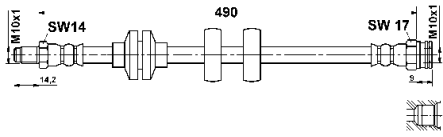
 **Bremsschlauch**


L= 477  
 Schlüsselweite 1 [mm]: 14  
 Schlüsselweite 2 [mm]: 17

**CITROËN, FIAT, PEUGEOT**



**24.5112-0490.3 330876**



 **Bremsschlauch**

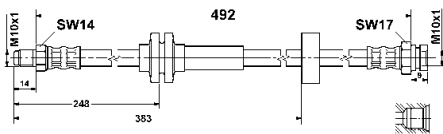
L= 490

Schlüsselweite 1 [mm]: 14

Schlüsselweite 2 [mm]: 17

**FIAT**

**24.5112-0492.3 331217**



 **Bremsschlauch**

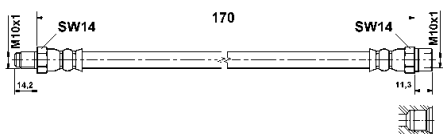
L= 492


Schlüsselweite 1 [mm]: 14

Schlüsselweite 2 [mm]: 17

**CITROËN, FIAT, PEUGEOT**

**24.5113-0170.3 331361**



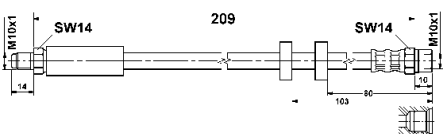
 **Bremsschlauch**


L= 170

Schlüsselweite 1 [mm]: 14

**VW**

**24.5113-0209.3 331300**



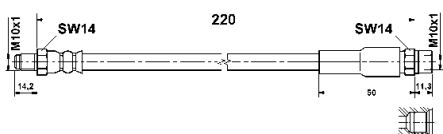
 **Bremsschlauch**


L= 209

Schlüsselweite 1 [mm]: 14

**AUDI**

**24.5113-0220.3 331318**



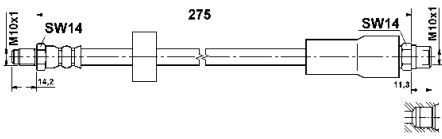
 **Bremsschlauch**


L= 215

Schlüsselweite 1 [mm]: 14

**AUDI**

**24.5113-0275.3 330653**



 **Bremsschlauch**

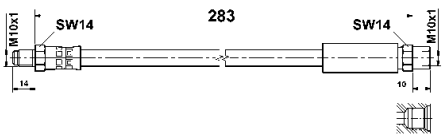
L= 275


Schlüsselweite 1 [mm]: 14

+ Halter

**BMW**

**24.5113-0283.3 331395**



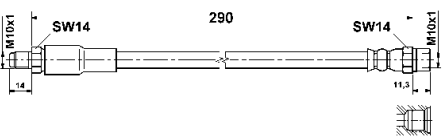
 **Bremsschlauch**


L= 283

Schlüsselweite 1 [mm]: 14

**BMW**

**24.5113-0290.3 331362**



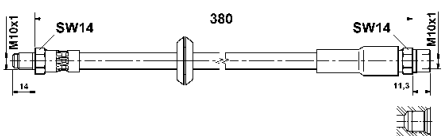
 **Bremsschlauch**


L= 290

Schlüsselweite 1 [mm]: 14

**VOLVO**

**24.5113-0380.3 331344**



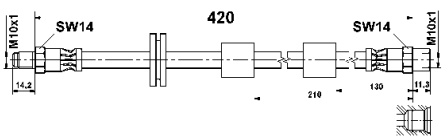
 **Bremsschlauch**


L= 382

Schlüsselweite 1 [mm]: 14

**AUDI**

**24.5113-0423.3 331396**



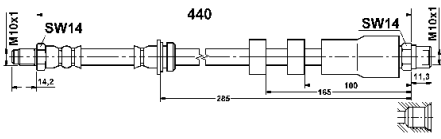
 **Bremsschlauch**


L= 420

Schlüsselweite 1 [mm]: 14

**BMW**

**24.5113-0440.3 331239**

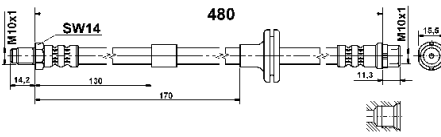



 **Bremsschlauch**

L= 440  
Schlüsselweite 1 [mm]: 14  
Schlüsselweite 2 [mm]: 17

**BMW**

**24.5113-0483.3 331397**

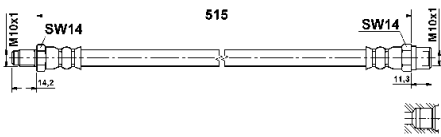



 **Bremsschlauch**

L= 480  
Schlüsselweite 1 [mm]: 14

**MERCEDES-BENZ**

**24.5113-0515.3 330668**

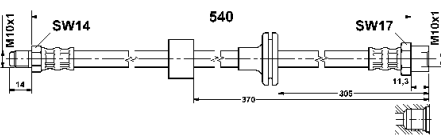


 **Bremsschlauch**

L= 515  
Schlüsselweite 1 [mm]: 14

**MERCEDES-BENZ**

**24.5113-0540.3 331301**

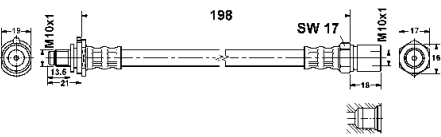



 **Bremsschlauch**

L= 540  
Schlüsselweite 1 [mm]: 14  
Schlüsselweite 2 [mm]: 17

**MERCEDES-BENZ**

**24.5117-0195.3 330565**

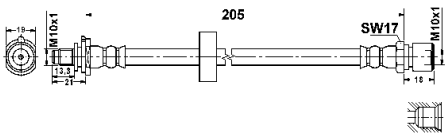


 **Bremsschlauch**

L= 198  
Schlüsselweite 1 [mm]: 17  
Schlüsselweite 2 [mm]: 19

**OPEL, SAAB, VAUXHALL**

**24.5117-0205.3 330669**



 **Bremsschlauch**

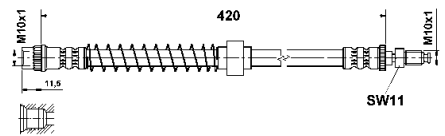
L= 205


Schlüsselweite 1 [mm]: 17

Schlüsselweite 2 [mm]: 19

**SAAB**

**24.5118-0420.3 330444**



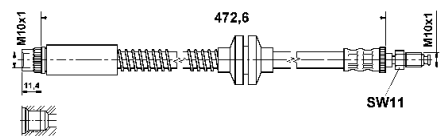
 **Bremsschlauch**

L= 420

Schlüsselweite 1 [mm]: 11

**PEUGEOT**

**24.5118-0471.3 330528**



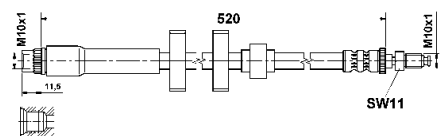
 **Bremsschlauch**


L= 473

Schlüsselweite 1 [mm]: 11

**CITROËN, FIAT, LANCIA, PEUGEOT**

**24.5118-0520.3 330600**



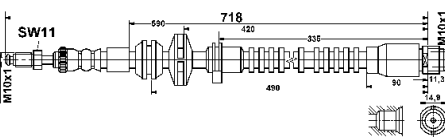
 **Bremsschlauch**

L= 520

Schlüsselweite 1 [mm]: 11

**PEUGEOT**

**24.5118-0688.3 331419**



 **Bremsschlauch**

L= 718

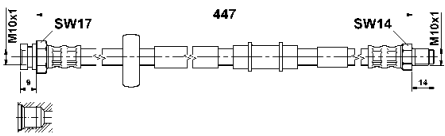
Schlüsselweite 1 [mm]: 11


**BMW, PORSCHE**





24.5119-0447.3 330990



 **Bremsschlauch**

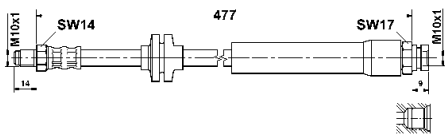
L= 447


Schlüsselweite 1 [mm]: 14

Schlüsselweite 2 [mm]: 17

**LANCIA**

24.5119-0477.3 330991



 **Bremsschlauch**

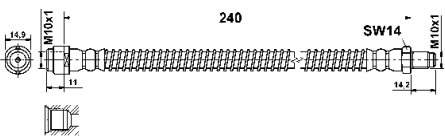
L= 477


Schlüsselweite 1 [mm]: 14

Schlüsselweite 2 [mm]: 17

**FIAT**

24.5123-0240.3 330759



 **Bremsschlauch**

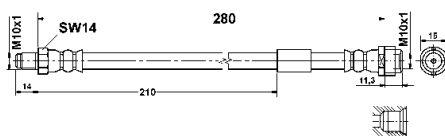
L= 240


Schlüsselweite 1 [mm]: 14

Schlüsselweite 2 [mm]: 15

**MERCEDES-BENZ**

24.5123-0281.3 330877

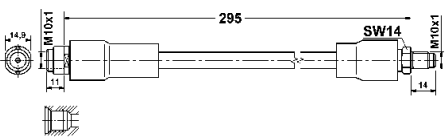



 **Bremsschlauch**

L= 280

**MERCEDES-BENZ**

24.5123-0295.3 330820



 **Bremsschlauch**

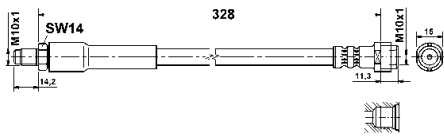
L= 295


Schlüsselweite 1 [mm]: 14

Schlüsselweite 2 [mm]: 15

**MERCEDES-BENZ**

**24.5123-0328.3 330910**



 **Bremsschlauch**

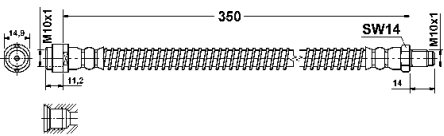
L= 328

Schlüsselweite 1 [mm]: 14

Schlüsselweite 2 [mm]: 15

**MERCEDES-BENZ**

**24.5123-0350.3 330963**



 **Bremsschlauch**

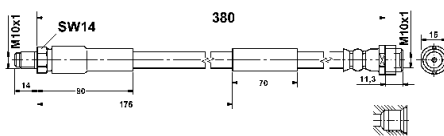
L= 350

Schlüsselweite 1 [mm]: 14

Schlüsselweite 2 [mm]: 15

**MERCEDES-BENZ**

**24.5123-0380.3 331256**



 **Bremsschlauch**

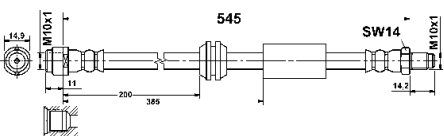
L= 380


Schlüsselweite 1 [mm]: 14

Schlüsselweite 2 [mm]: 15

**MERCEDES-BENZ**

**24.5123-0545.3 331240**



 **Bremsschlauch**

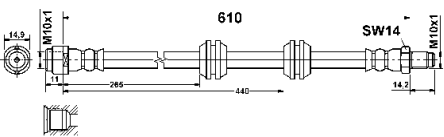
L= 545

Schlüsselweite 1 [mm]: 14

Schlüsselweite 2 [mm]: 15

**MERCEDES-BENZ**

**24.5123-0610.3 331241**



 **Bremsschlauch**

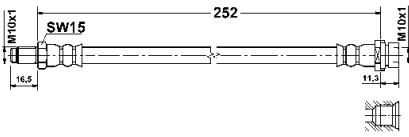
L= 610


Schlüsselweite 1 [mm]: 14

Schlüsselweite 2 [mm]: 15

**MERCEDES-BENZ**

**24.5124-0252.3 331218**



 **Bremsschlauch**

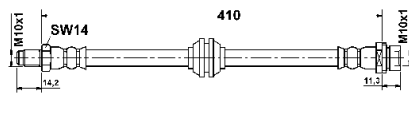
L= 252


Schlüsselweite 1 [mm]: 15

Schlüsselweite 2 [mm]: 17

**FORD**

**24.5124-0410.3 330760**



 **Bremsschlauch**

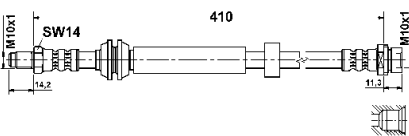
L= 410

Schlüsselweite 1 [mm]: 14

Schlüsselweite 2 [mm]: 17

**FORD**

**24.5124-0411.3 330774**



 **Bremsschlauch**

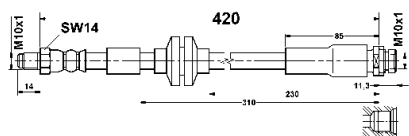
L= 410


Schlüsselweite 1 [mm]: 14

Schlüsselweite 2 [mm]: 19

**FORD**

**24.5124-0420.3 331276**



 **Bremsschlauch**

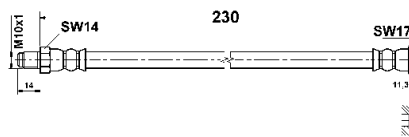
L= 420


Schlüsselweite 1 [mm]: 14

Schlüsselweite 2 [mm]: 17

**FORD**

**24.5125-0230.3 331277**



 **Bremsschlauch**

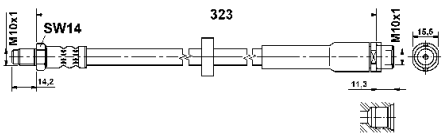
L= 230


Schlüsselweite 1 [mm]: 14

Schlüsselweite 2 [mm]: 17

**BMW**

**24.5125-0323.3 330911**

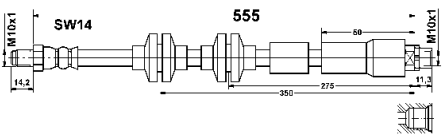



 **Bremsschlauch**

L= 323  
 Schlüsselweite 1 [mm]: 14  
 Schlüsselweite 2 [mm]: 15,5

**AUDI**

**24.5125-0555.3 331348**

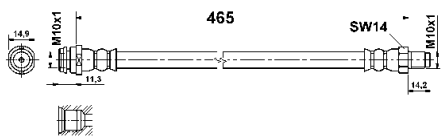


 **Bremsschlauch**

L= 555  
 Schlüsselweite 1 [mm]: 14  
 Schlüsselweite 2 [mm]: 17

**BMW**

**24.5126-0474.3 331017**

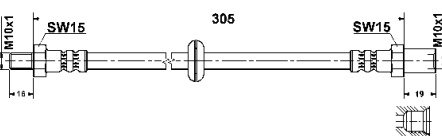



 **Bremsschlauch**

L= 465  
 Schlüsselweite 1 [mm]: 14

**MERCEDES-BENZ**

**24.5127-0305.3 330578**

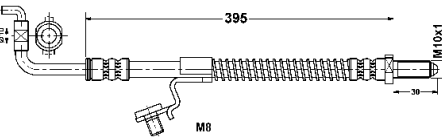



 **Bremsschlauch**

L= 305  
 Schlüsselweite 1 [mm]: 17

**LADA**

**24.5129-0395.3 330582**

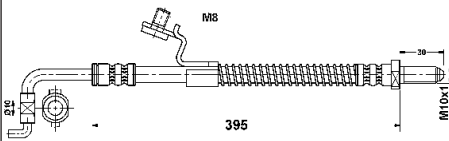



 **Bremsschlauch**

L= 395  
 Flanschlochdurchmesser [mm]: 10  
 ohne Hohlchraube

**FORD**

**24.5129-0396.3 330583**



 **Bremsschlauch**

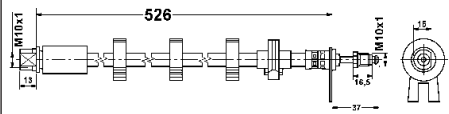
L= 395


Flanschlochdurchmesser [mm]: 10

ohne Hohlsschraube

**FORD**

**24.5130-0526.3 330584**



 **Bremsschlauch**

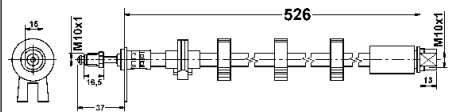
L= 526


Schlüsselweite 1 [mm]: 11

Schlüsselweite 2 [mm]: 15

**PEUGEOT**

**24.5130-0527.3 330585**



 **Bremsschlauch**

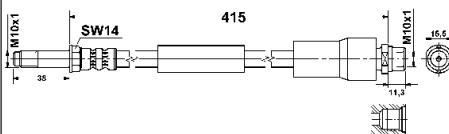
L= 526


Schlüsselweite 1 [mm]: 11

Schlüsselweite 2 [mm]: 15

**PEUGEOT**

**24.5131-0415.3 331238**



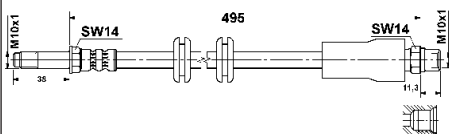
 **Bremsschlauch**


L= 415

Schlüsselweite 1 [mm]: 14

**MERCEDES-BENZ, VW**

**24.5131-0495.3 330677**



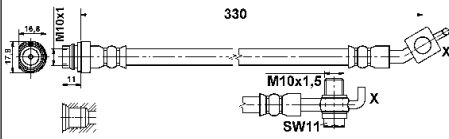
 **Bremsschlauch**


L= 495

Schlüsselweite 1 [mm]: 14

**MERCEDES-BENZ**

**24.5133-0310.3 331197**

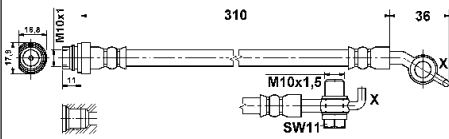



 **Bremsschlauch**

L= 330  
M10x1,5  
Schlüsselweite 1 [mm]: 11  
Schlüsselweite 2 [mm]: 17  
mit Hohlsschraube

**FORD, VOLVO**

**24.5133-0311.3 331198**

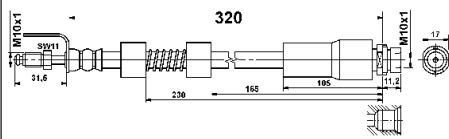



 **Bremsschlauch**

L= 310  
M10x1,5  
Schlüsselweite 1 [mm]: 11  
Schlüsselweite 2 [mm]: 17  
mit Hohlsschraube

**FORD, VOLVO**

**24.5134-0320.3 331567**

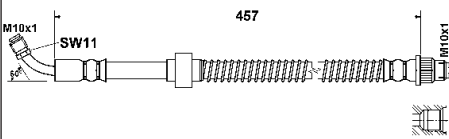



 **Bremsschlauch**

L= 320  
Schlüsselweite 1 [mm]: 11  
Schlüsselweite 2 [mm]: 17

**FORD**

**24.5134-0457.3 330752**

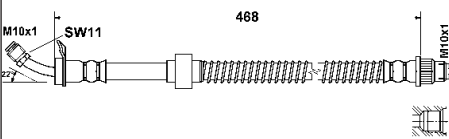



 **Bremsschlauch**

L= 457  
Schlüsselweite 1 [mm]: 11

**NISSAN, OPEL, RENAULT, VAUXHALL**

**24.5134-0468.3 330704**



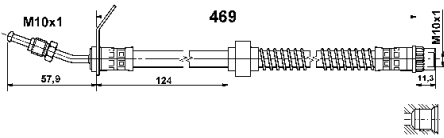
 **Bremsschlauch**


L= 468  
Schlüsselweite 1 [mm]: 11

**NISSAN, OPEL, RENAULT, VAUXHALL**



**24.5134-0469.3 331479**

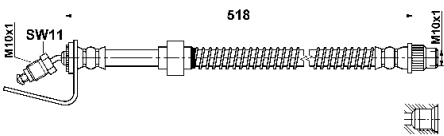



 **Bremsschlauch**

L= 469  
Schlüsselweite 1 [mm]: 11

**RENAULT**

**24.5134-0518.3 330705**

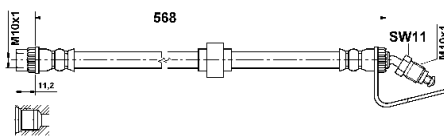



 **Bremsschlauch**

L= 518  
Schlüsselweite 1 [mm]: 11

**OPEL, RENAULT, VAUXHALL**

**24.5134-0562.3 330706**

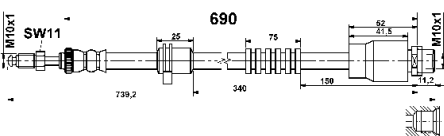



 **Bremsschlauch**

L= 568  
Schlüsselweite 1 [mm]: 11

**OPEL, RENAULT, VAUXHALL**

**24.5134-0689.3 331558**

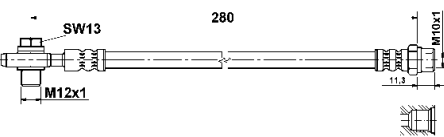



 **Bremsschlauch**

L= 690  
Schlüsselweite 1 [mm]: 11

**BMW**

**24.5135-0280.3 330775**



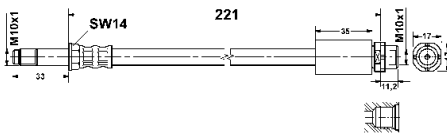
 **Bremsschlauch**


L= 280  
Schlüsselweite 1 [mm]: 13

**AUDI**



**24.5137-0221.3 331302**

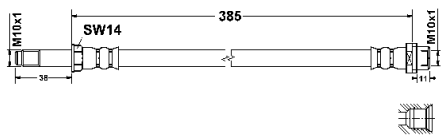



 **Bremsschlauch**

L= 221  
Schlüsselweite 1 [mm]: 14  
Schlüsselweite 2 [mm]: 17

**BMW**

**24.5137-0385.3 331089**

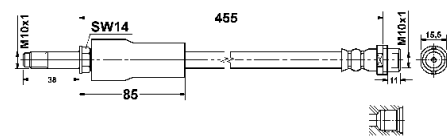



 **Bremsschlauch**

L= 385  
Schlüsselweite 1 [mm]: 14

**MERCEDES-BENZ, VW**

**24.5137-0455.3 331131**

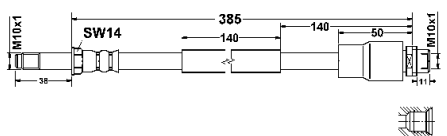


 **Bremsschlauch**

L= 455  
Schlüsselweite 1 [mm]: 14  
Schlüsselweite 2 [mm]: 15,5

**MERCEDES-BENZ**

**24.5137-0470.3 331090**

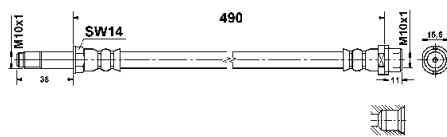



 **Bremsschlauch**

L= 470  
Schlüsselweite 1 [mm]: 14

**MERCEDES-BENZ, VW**

**24.5137-0490.3 330964**



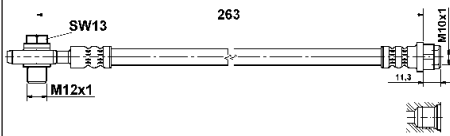
 **Bremsschlauch**


L= 490  
Schlüsselweite 1 [mm]: 14

**MERCEDES-BENZ**



**24.5138-0263.3 330885**

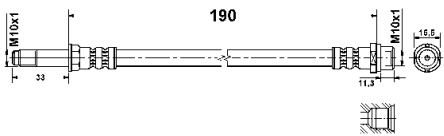


 **Bremsschlauch**

L= 263  
Schlüsselweite 1 [mm]: 13

**AUDI, SEAT**

**24.5140-0194.3 331383**

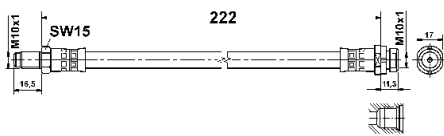



 **Bremsschlauch**

L= 190  
Schlüsselweite 1 [mm]: 15  
Schlüsselweite 2 [mm]: 17

**VW**

**24.5140-0222.3 331410**

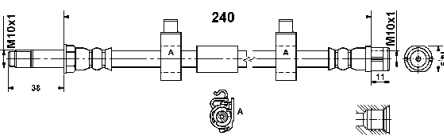


 **Bremsschlauch**

L= 222  
Schlüsselweite 1 [mm]: 15  
Schlüsselweite 2 [mm]: 17

**FORD**

**24.5140-0240.3 330947**

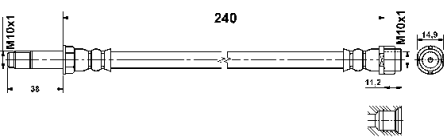



 **Bremsschlauch**

L= 240  
Schlüsselweite 1 [mm]: 14  
Schlüsselweite 2 [mm]: 15

**VW**

**24.5140-0241.3 330948**

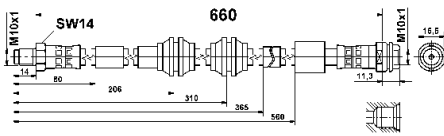



 **Bremsschlauch**

L= 240  
Schlüsselweite 1 [mm]: 14  
Schlüsselweite 2 [mm]: 15

**VW**

**24.5140-0256.3 331445**

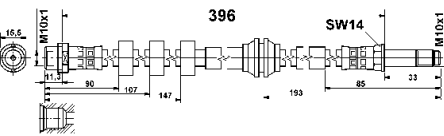



 **Bremsschlauch**

L= 660  
Schlüsselweite 1 [mm]: 14  
Schlüsselweite 2 [mm]: 15,5

**MERCEDES-BENZ**

**24.5140-0396.3 331372**




 **Bremsschlauch**

L= 396  
Schlüsselweite 1 [mm]: 14  
Schlüsselweite 2 [mm]: 15,5

**AUDI, PORSCHE**

**24.5140-0405.3 331576**

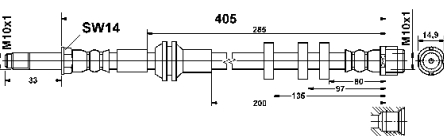



 **Bremsschlauch**

L= 405  
Schlüsselweite 1 [mm]: 14  
Schlüsselweite 2 [mm]: 15,5

**MERCEDES-BENZ**

**24.5140-0406.3 331480**

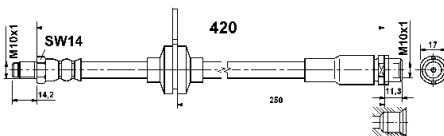



 **Bremsschlauch**

L= 405  
Schlüsselweite 1 [mm]: 14  
Schlüsselweite 2 [mm]: 15,5

**AUDI**

**24.5140-0420.3 331503**



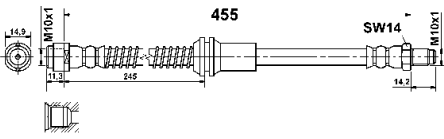
 **Bremsschlauch**


L= 420  
Schlüsselweite 1 [mm]: 14  
Schlüsselweite 2 [mm]: 17

**FORD**



**24.5140-0455.3 331577**



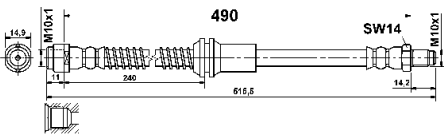
 **Bremsschlauch**


L= 455

Schlüsselweite 1 [mm]: 14

**MERCEDES-BENZ**

**24.5140-0493.3 331559**



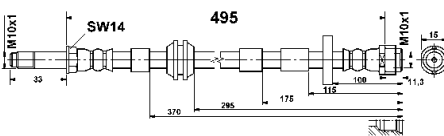
 **Bremsschlauch**

L= 490

Schlüsselweite 1 [mm]: 14

**MERCEDES-BENZ**

**24.5140-0495.3 331446**



 **Bremsschlauch**

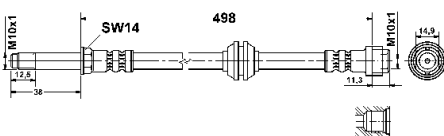
L= 495


Schlüsselweite 1 [mm]: 14

Schlüsselweite 2 [mm]: 15

**AUDI**

**24.5140-0498.3 330912**



 **Bremsschlauch**

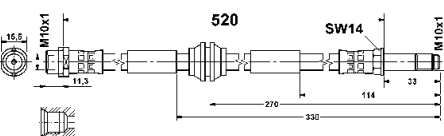
L= 498


Schlüsselweite 1 [mm]: 14

Schlüsselweite 2 [mm]: 15

**MERCEDES-BENZ**

**24.5140-0514.3 331290**



 **Bremsschlauch**

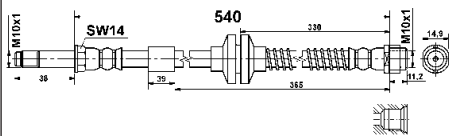
L= 520

Schlüsselweite 1 [mm]: 14

Schlüsselweite 2 [mm]: 15,5

**VW**

**24.5140-0540.3 331563**

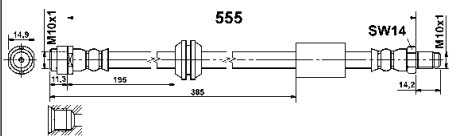



 **Bremsschlauch**

L= 540  
 Schlüsselweite 1 [mm]: 14  
 Schlüsselweite 2 [mm]: 15  
 L= 578

**VW**

**24.5140-0555.3 331578**

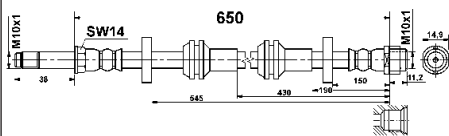



 **Bremsschlauch**

L= 555  
 Schlüsselweite 1 [mm]: 14

**MERCEDES-BENZ**

**24.5140-0650.3 331500**

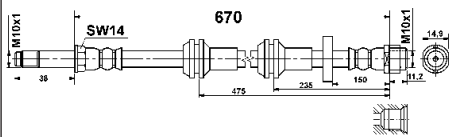


 **Bremsschlauch**

L= 650  
 Schlüsselweite 1 [mm]: 14  
 Schlüsselweite 2 [mm]: 15,5

**AUDI**

**24.5140-0670.3 331501**

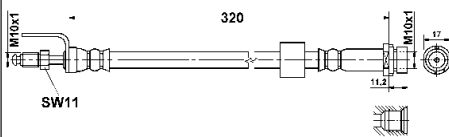


 **Bremsschlauch**

L= 670  
 Schlüsselweite 1 [mm]: 14  
 Schlüsselweite 2 [mm]: 15,5

**AUDI**

**24.5141-0320.3 330949**



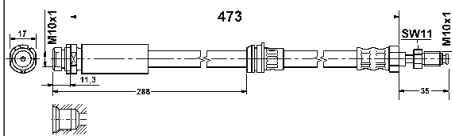
 **Bremsschlauch**

L= 320  
 Schlüsselweite 1 [mm]: 11  
 Schlüsselweite 2 [mm]: 17

**FORD**



## 24.5141-0473.3 331303



### **Bremsschlauch**

L= 473

Schlüsselweite 1 [mm]: 11

Schlüsselweite 2 [mm]: 17

**FORD, MAZDA**

## 24.5142-0290.3 330950



### **Bremsschlauch**

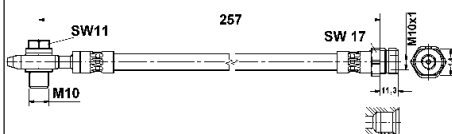
L= 290

Schlüsselweite 1 [mm]: 13

mit Hohlschraube

**VW**

## 24.5143-0257.3 331167



### **Bremsschlauch**

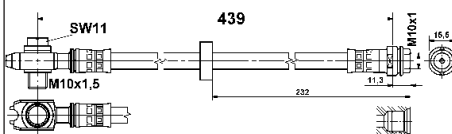
L= 257

Schlüsselweite 1 [mm]: 11

mit Hohlschraube

**AUDI, SEAT, VW**

## 24.5143-0439.3 331411



### **Bremsschlauch**

L= 439

M10x1

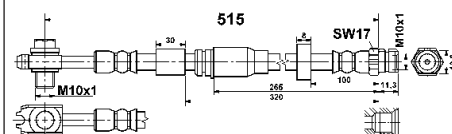
Schlüsselweite 1 [mm]: 11

Schlüsselweite 2 [mm]: 15

mit Hohlschraube

**AUDI, SEAT, SKODA, VW**

## 24.5143-0515.3 331564



### **Bremsschlauch**

L= 515

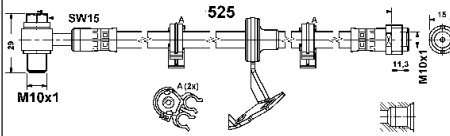
M10x1,5


Schlüsselweite 1 [mm]: 17

mit Hohlschraube

**SEAT, SKODA, VW**

**24.5143-0534.3 331490**



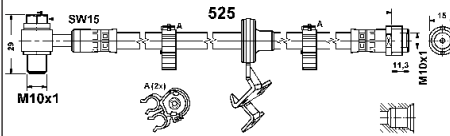
 **Bremsschlauch**

L= 525

Schlüsselweite 1 [mm]: 15

**MERCEDES-BENZ**

**24.5143-0535.3 331491**



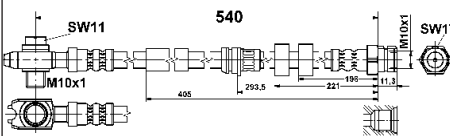
 **Bremsschlauch**


L= 525

Schlüsselweite 1 [mm]: 15

**MERCEDES-BENZ**

**24.5143-0544.3 331420**



 **Bremsschlauch**

L= 540

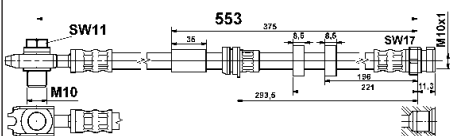
Schlüsselweite 1 [mm]: 11

Schlüsselweite 2 [mm]: 17

mit Hohlschraube

**SEAT, SKODA, VW**

**24.5143-0553.3 331568**



 **Bremsschlauch**

L= 553

M10

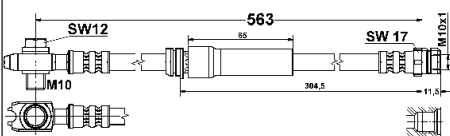
Schlüsselweite 1 [mm]: 11


Schlüsselweite 2 [mm]: 17

mit Hohlschraube

**AUDI, SEAT, VW**

**24.5143-0564.3 331433**



 **Bremsschlauch**

L= 563

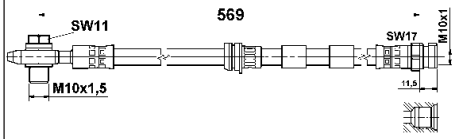

M10

Schlüsselweite 1 [mm]: 12

mit Hohlschraube

**AUDI, SEAT, SKODA, VW**



**24.5143-0569.3 331398**

**Bremsschlauch**

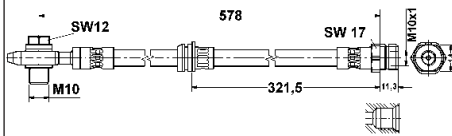

L= 569

M10x1,5

Schlüsselweite 1 [mm]: 11

Schlüsselweite 2 [mm]: 17

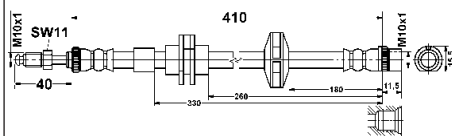

mit Hohlsschraube

**AUDI, SEAT, SKODA, VW****24.5143-0578.3 331168**

**Bremsschlauch**

L= 578

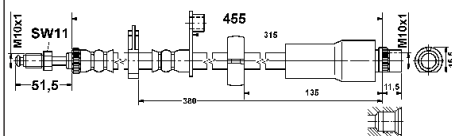

Schlüsselweite 1 [mm]: 12

mit Hohlsschraube

**AUDI, VW****24.5144-0410.3 331242**

**Bremsschlauch**

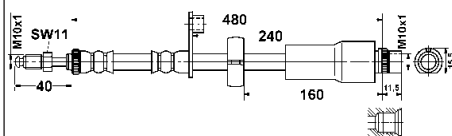

L= 410

Schlüsselweite 1 [mm]: 11

**RENAULT****24.5144-0455.3 331201**

**Bremsschlauch**

L= 455

Schlüsselweite 1 [mm]: 11

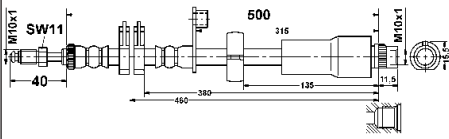
**CITROËN, FIAT, PEUGEOT****24.5144-0480.3 330961**

**Bremsschlauch**

L= 480

Schlüsselweite 1 [mm]: 11

**CITROËN, DS, PEUGEOT**

24.5144-0500.3 331169

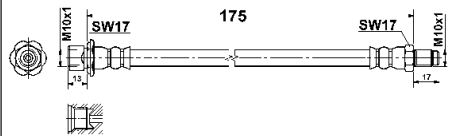


 **Bremsschlauch**

L= 500  
Schlüsselweite 1 [mm]: 11

**CITROËN, PEUGEOT**

24.5145-0176.3 330965

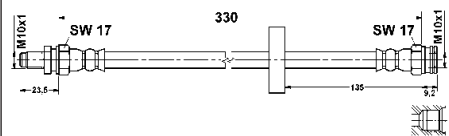


 **Bremsschlauch**

L= 175  
Schlüsselweite 1 [mm]: 17  
Innengewinde 1 [mm]: M10x1

**TOYOTA**

24.5146-0330.3 330973

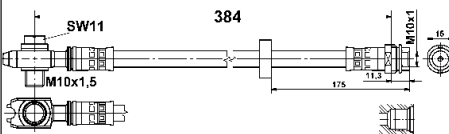


 **Bremsschlauch**

L= 330  
Schlüsselweite 1 [mm]: 17

**SMART**

24.5147-0385.3 331427

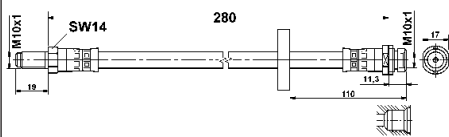



 **Bremsschlauch**

L= 384  
M10x1,5  
Schlüsselweite 1 [mm]: 11  
Schlüsselweite 2 [mm]: 15  
mit Hohlschraube

**SEAT, VW**

24.5148-0280.3 331428



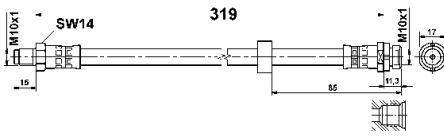
 **Bremsschlauch**


L= 280  
Schlüsselweite 1 [mm]: 14

**FORD**



**24.5148-0319.3 331421**



 **Bremsschlauch**

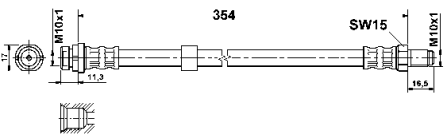
L= 319


Schlüsselweite 1 [mm]: 14

Schlüsselweite 2 [mm]: 17

**FORD**

**24.5148-0354.3 330992**



 **Bremsschlauch**

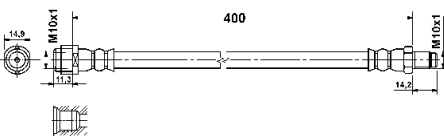
L= 354


Schlüsselweite 1 [mm]: 15

Schlüsselweite 2 [mm]: 17

**FORD**

**24.5148-0406.3 331478**



 **Bremsschlauch**

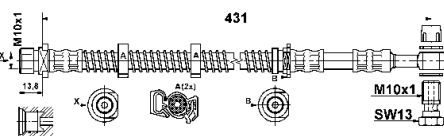
L= 400


Schlüsselweite 1 [mm]: 14

Schlüsselweite 2 [mm]: 15,5

**MERCEDES-BENZ**

**24.5149-0431.3 330993**



 **Bremsschlauch**

L= 431

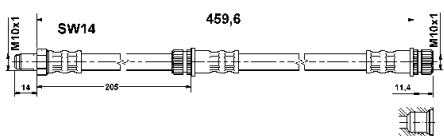
M10x1


Flanschlochdurchmesser [mm]: 10

mit Hohlschraube

**LAND ROVER**

**24.5150-0459.3 331018**



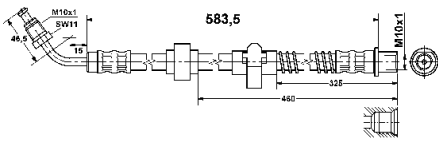
 **Bremsschlauch**


L= 459,6

Schlüsselweite 1 [mm]: 14

**MITSUBISHI, SMART**

**24.5151-0583.3 331019**

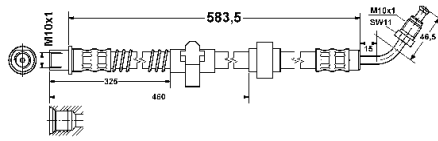



 **Bremsschlauch**

L= 583,5  
Schlüsselweite 1 [mm]: 11

**CITROËN, PEUGEOT**

**24.5151-0584.3 331020**

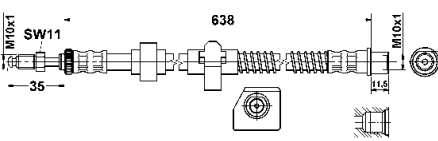



 **Bremsschlauch**

L= 583,5  
Schlüsselweite 1 [mm]: 11

**CITROËN, PEUGEOT**

**24.5151-0638.3 331141**

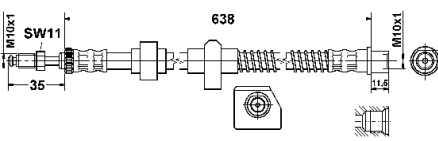



 **Bremsschlauch**

L= 638  
Schlüsselweite 1 [mm]: 11

**CITROËN, PEUGEOT**

**24.5151-0639.3 331142**

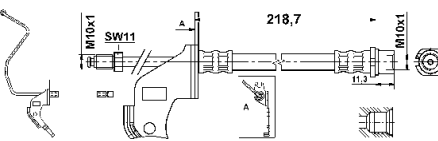


 **Bremsschlauch**

L= 638  
Schlüsselweite 1 [mm]: 11

**CITROËN, PEUGEOT**

**24.5152-0218.3 331042**



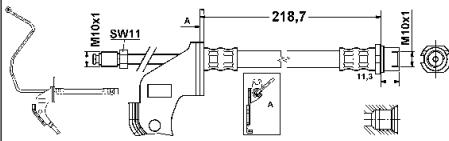
 **Bremsschlauch**


L= 230  
Schlüsselweite 1 [mm]: 11  
mit Rohrleitung

**OPEL, VAUXHALL**



24.5152-0219.3 331043

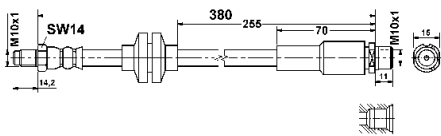



 **Bremsschlauch**

L= 230  
Schlüsselweite 1 [mm]: 11  
mit Rohrleitung

**OPEL, VAUXHALL**

24.5153-0380.3 331044

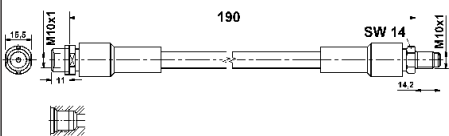



 **Bremsschlauch**

L= 380  
Schlüsselweite 1 [mm]: 14

**FIAT**

24.5154-0190.3 331056

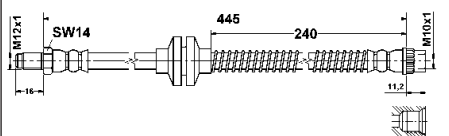



 **Bremsschlauch**

L= 190  
Schlüsselweite 1 [mm]: 14  
Außengewinde 1 [mm]: M10x1

**AUDI**

24.5155-0445.3 331057

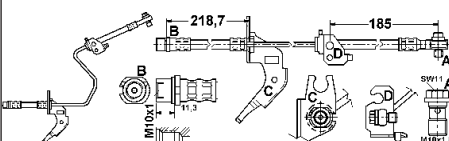



 **Bremsschlauch**

L= 445  
Schlüsselweite 1 [mm]: 14

**RENAULT**

24.5157-0218.3 331095

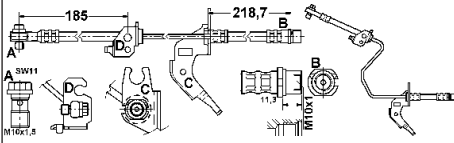



 **Bremsschlauch**

L= 219  
M10x1  
mit Rohrleitung  
L2= 185  
mit Hohlschraube

**OPEL, VAUXHALL**

**24.5157-0219.3 331096**



 **Bremsschlauch**

L= 219

M10x1

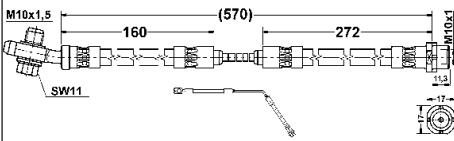
mit Rohrleitung


L2= 185

mit Hohlsschraube

**OPEL, VAUXHALL**

**24.5157-0272.3 331304**



 **Bremsschlauch**

Schlüsselweite 1 [mm]: 11

Schlüsselweite 2 [mm]: 17

L= 570

mit Rohrleitung

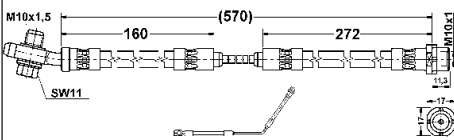
L1= 272


L2= 160

mit Hohlsschraube

**BMW**

**24.5157-0273.3 331305**



 **Bremsschlauch**

Schlüsselweite 1 [mm]: 11

Schlüsselweite 2 [mm]: 17

L= 570

mit Rohrleitung

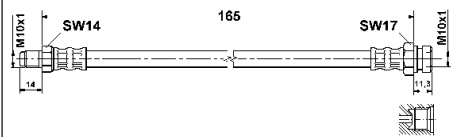
L1= 272


L2= 160

mit Hohlsschraube

**BMW**

**24.5158-0164.3 331152**



 **Bremsschlauch**

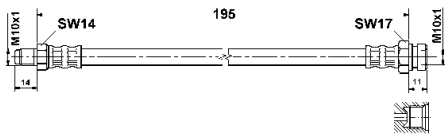
L= 165


Schlüsselweite 1 [mm]: 14

Schlüsselweite 2 [mm]: 17

**MITSUBISHI**

**24.5159-0195.3 331153**

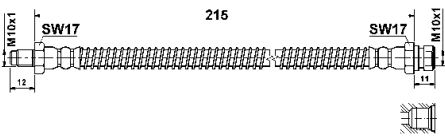



 **Bremsschlauch**

L= 195  
Schlüsselweite 1 [mm]: 14  
Schlüsselweite 2 [mm]: 17

**MITSUBISHI**

**24.5160-0215.3 331154**

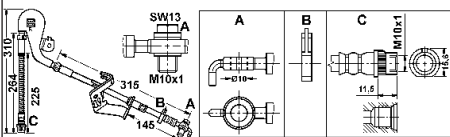


 **Bremsschlauch**

L= 215  
Schlüsselweite 1 [mm]: 17

**MITSUBISHI**

**24.5161-0313.3 331219**

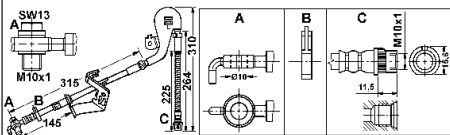



 **Bremsschlauch**

L= 310  
M10x1  
Schlüsselweite 1 [mm]: 13  
Anschlussgewinde: M10x1  
mit Rohrleitung  
L2= 275  
mit Hohlschraube

**CITROËN, PEUGEOT**

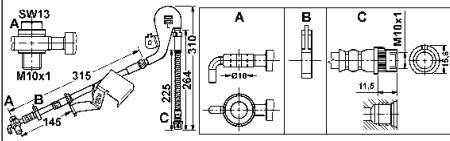

**24.5161-0314.3 331220**



 **Bremsschlauch**

L= 310  
M10x1  
Schlüsselweite 1 [mm]: 13  
Anschlussgewinde: M10x1  
mit Rohrleitung  
L2= 275  
mit Hohlschraube

**CITROËN, PEUGEOT**

**24.5161-0315.3 331186**

**Bremsschlauch**

L= 310

M10x1

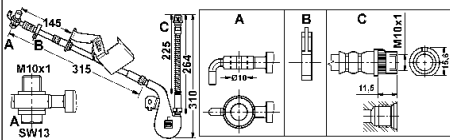

Schlüsselweite 1 [mm]: 13

Anschlussgewinde: M10x1

mit Rohrleitung

L2= 275

mit Hohlsschraube

**CITROËN, PEUGEOT****24.5161-0316.3 331187**

**Bremsschlauch**

L= 310

M10x1

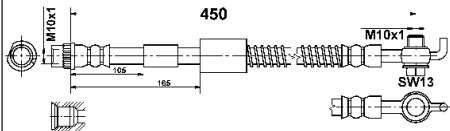

Schlüsselweite 1 [mm]: 13

Anschlussgewinde: M10x1

mit Rohrleitung

L2= 275

mit Hohlsschraube

**CITROËN, PEUGEOT****24.5161-0450.3 331570**

**Bremsschlauch**

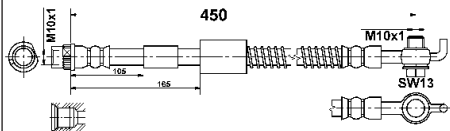
L= 450

M10x1

Schlüsselweite 1 [mm]: 13

Anschlussgewinde: M10x1

mit Hohlsschraube

**CITROËN, DS, PEUGEOT****24.5161-0451.3 331571**

**Bremsschlauch**

L= 450

M10x1

Schlüsselweite 1 [mm]: 13

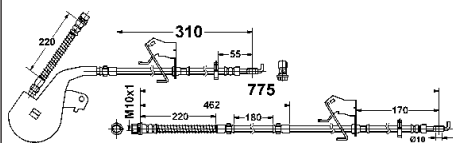
Anschlussgewinde: M10x1


mit Hohlsschraube

**CITROËN, DS, PEUGEOT**



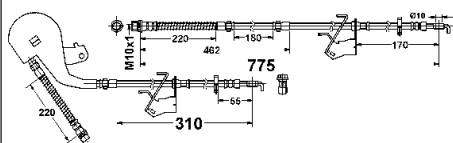
**24.5161-0775.3 331412**




 **Bremsschlauch**

L= 775  
 M10x1  
 Schlüsselweite 1 [mm]: 13  
 Anschlussgewinde: M10x1  
 L1= 310  
 L2= 220  
 mit Hohlsschraube  
**CITROËN, PEUGEOT**

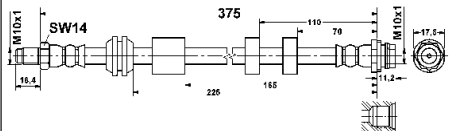
**24.5161-0776.3 331413**




 **Bremsschlauch**

L= 775  
 M10x1  
 Schlüsselweite 1 [mm]: 13  
 Anschlussgewinde: M10x1  
 L1= 310  
 L2= 220  
 mit Hohlsschraube  
**CITROËN, PEUGEOT**

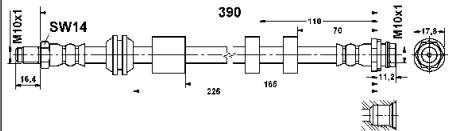
**24.5162-0375.3 331203**




 **Bremsschlauch**

L= 375  
 Schlüsselweite 1 [mm]: 14  
**VOLVO**

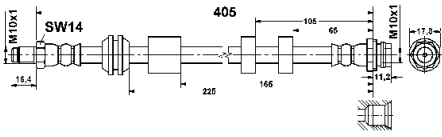
**24.5162-0390.3 331199**




 **Bremsschlauch**

L= 390  
 Schlüsselweite 1 [mm]: 14  
**FORD, VOLVO**

**24.5162-0405.3 331194**



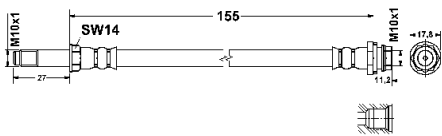
 **Bremsschlauch**


L= 405

Schlüsselweite 1 [mm]: 14

**VOLVO**

**24.5163-0155.3 331204**



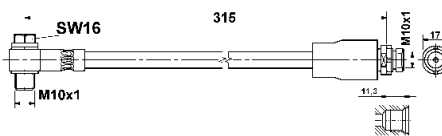
 **Bremsschlauch**


L= 155

Schlüsselweite 1 [mm]: 14

**FORD**

**24.5164-0315.3 331209**



 **Bremsschlauch**

L= 315

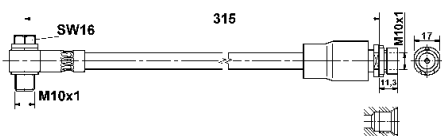
M10x1


Schlüsselweite 1 [mm]: 16

mit Hohlschraube

**FORD**

**24.5164-0316.3 331210**



 **Bremsschlauch**

L= 315

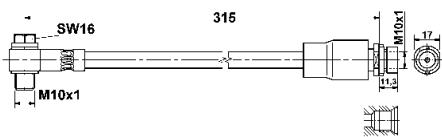
M10x1


Schlüsselweite 1 [mm]: 16

mit Hohlschraube

**FORD**

**24.5164-0317.3 331211**



 **Bremsschlauch**

L= 315

M10x1

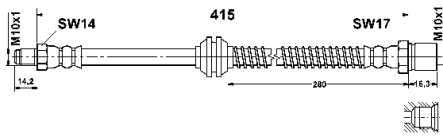
Schlüsselweite 1 [mm]: 16


mit Hohlschraube

**FORD**



## 24.5165-0415.3 331320



 **Bremsschlauch**

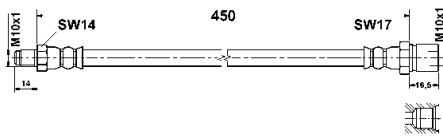
L= 415


Schlüsselweite 1 [mm]: 14

Schlüsselweite 2 [mm]: 17

**PORSCHE**

## 24.5165-0450.3 331259



 **Bremsschlauch**

L= 450


Schlüsselweite 1 [mm]: 14

Schlüsselweite 2 [mm]: 17

**MERCEDES-BENZ, PUCH, VW**

## 24.5166-0325.3 331293



 **Bremsschlauch**

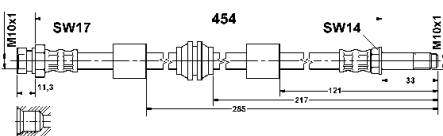
L= 325


Schlüsselweite 1 [mm]: 14

Schlüsselweite 2 [mm]: 17

**SKODA, VW**

## 24.5166-0454.3 331306



 **Bremsschlauch**

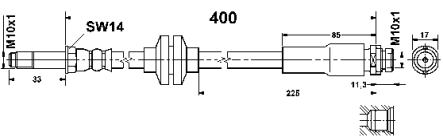
L= 454


Schlüsselweite 1 [mm]: 15,5

Schlüsselweite 2 [mm]: 17

**FORD, SEAT, VW**

## 24.5167-0420.3 331278



 **Bremsschlauch**

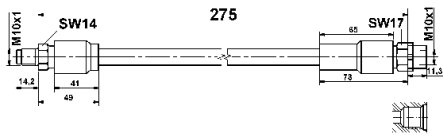
L= 400


Schlüsselweite 1 [mm]: 14

Schlüsselweite 2 [mm]: 17

**FORD**

24.5169-0276.3 331560



 **Bremsschlauch**

L= 275


Schlüsselweite 1 [mm]: 14

Schlüsselweite 2 [mm]: 17

**BMW**

24.5169-0355.3 331307



 **Bremsschlauch**

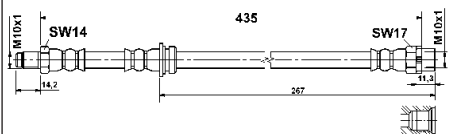
L= 355


Schlüsselweite 1 [mm]: 14

Schlüsselweite 2 [mm]: 17

**BMW**

24.5169-0439.3 331553



 **Bremsschlauch**

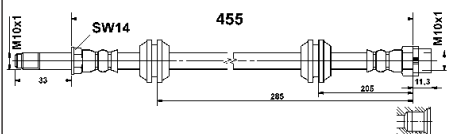
L= 435


Schlüsselweite 1 [mm]: 14

Schlüsselweite 2 [mm]: 17

**BMW**

24.5169-0455.3 331591



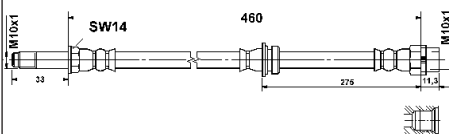
 **Bremsschlauch**


L= 455

Schlüsselweite 1 [mm]: 14

**BMW, MINI**

24.5169-0458.3 331429



 **Bremsschlauch**

L= 460

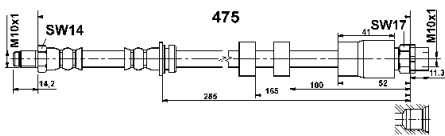
Schlüsselweite 1 [mm]: 14


Schlüsselweite 2 [mm]: 17

**BMW**



**24.5169-0475.3 331497**



 **Bremsschlauch**

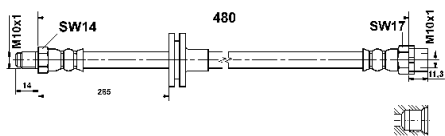
L= 475


Schlüsselweite 1 [mm]: 14

Schlüsselweite 2 [mm]: 17

**BMW**

**24.5169-0480.3 331508**



 **Bremsschlauch**

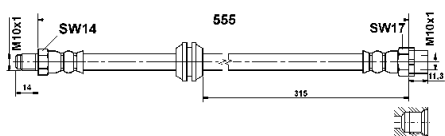
L= 480


Schlüsselweite 1 [mm]: 14

Schlüsselweite 2 [mm]: 17

**BMW**

**24.5169-0555.3 331509**



 **Bremsschlauch**

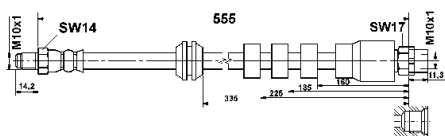
L= 555


Schlüsselweite 1 [mm]: 14

Schlüsselweite 2 [mm]: 17

**BMW**

**24.5169-0556.3 331510**



 **Bremsschlauch**

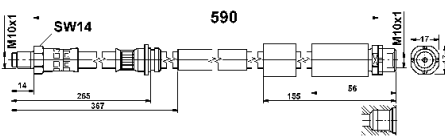
L= 555


Schlüsselweite 1 [mm]: 14

Schlüsselweite 2 [mm]: 17

**BMW**

**24.5169-0590.3 331422**



 **Bremsschlauch**

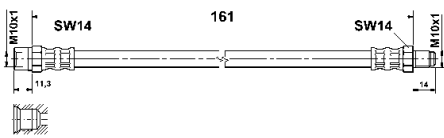
L= 355

Schlüsselweite 1 [mm]: 14

Schlüsselweite 2 [mm]: 17

**BMW**

**24.5170-0161.3 331308**



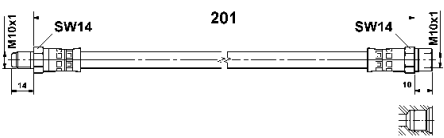
 **Bremsschlauch**

L= 161

Schlüsselweite 1 [mm]: 14

**AUDI, SEAT, VW**

**24.5170-0201.3 331450**



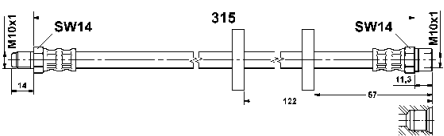
 **Bremsschlauch**


L= 201

Schlüsselweite 1 [mm]: 14

**BMW, STEYR**

**24.5170-0315.3 331309**



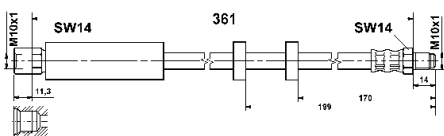
 **Bremsschlauch**


L= 315

Schlüsselweite 1 [mm]: 14

**AUDI, SEAT, VW**

**24.5170-0361.3 331310**



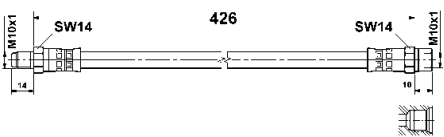
 **Bremsschlauch**


L= 361

Schlüsselweite 1 [mm]: 14

**VOLVO**

**24.5170-0426.3 331452**



 **Bremsschlauch**

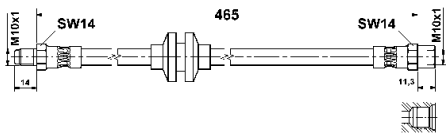
L= 426


Schlüsselweite 1 [mm]: 14

**MERCEDES-BENZ**



**24.5170-0465.3 331331**



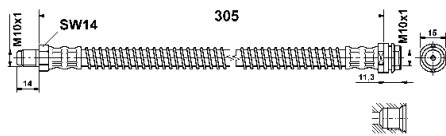
 **Bremsschlauch**

L= 465

Schlüsselweite 1 [mm]: 14

**VOLVO**

**24.5172-0305.3 331312**



 **Bremsschlauch**

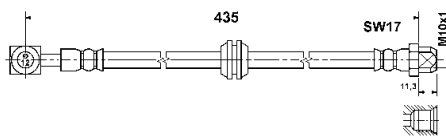
L= 305

Schlüsselweite 1 [mm]: 14

Schlüsselweite 2 [mm]: 15

**MERCEDES-BENZ**

**24.5173-0435.3 331363**



 **Bremsschlauch**

L= 435

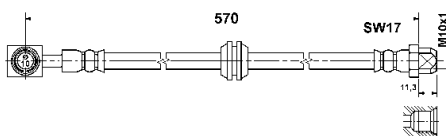
Schlüsselweite 1 [mm]: 17


Flanschlochdurchmesser [mm]: 10

ohne Hohlschraube

**MINI**

**24.5173-0570.3 331364**



 **Bremsschlauch**

L= 570

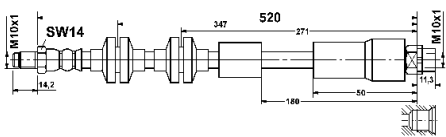
Schlüsselweite 1 [mm]: 17


Flanschlochdurchmesser [mm]: 10

ohne Hohlschraube

**MINI**

**24.5174-0526.3 331365**



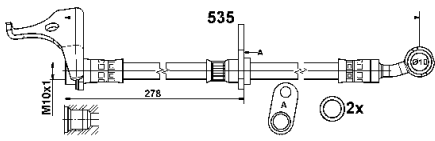
 **Bremsschlauch**


L= 520

Schlüsselweite 1 [mm]: 17

**BMW**

**24.5175-0527.3 331390**

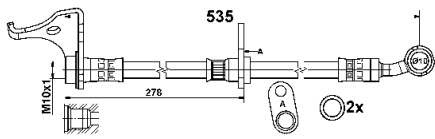


 **Bremsschlauch**

L= 535  
M10x1  
Flanschlochdurchmesser [mm]: 10  
ohne Hohlsschraube

**HONDA**

**24.5175-0528.3 331391**

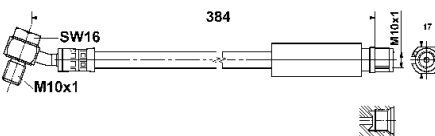



 **Bremsschlauch**

L= 535  
M10x1  
Flanschlochdurchmesser [mm]: 10  
ohne Hohlsschraube

**HONDA**

**24.5176-0384.3 331373**

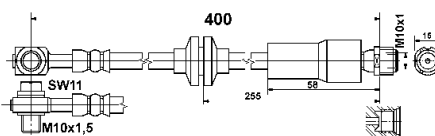



 **Bremsschlauch**

L= 384  
M10x1  
Flanschlochdurchmesser [mm]: 10  
mit Hohlsschraube

**CHEVROLET, OPEL, SAAB, VAUXHALL**

**24.5176-0400.3 331492**

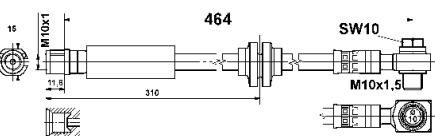



 **Bremsschlauch**

L= 400  
M10x1,5  
Schlüsselweite 1 [mm]: 11  
Flanschlochdurchmesser [mm]: 10  
mit Hohlsschraube

**CHEVROLET, OPEL, VAUXHALL**

**24.5176-0464.3 331511**



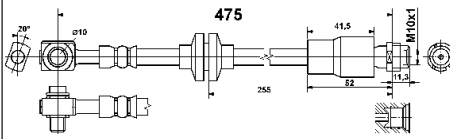
 **Bremsschlauch**


L= 464  
M10x1  
Flanschlochdurchmesser [mm]: 10  
mit Hohlsschraube

**OPEL, VAUXHALL**



**24.5176-0475.3 331592**



 **Bremsschlauch**

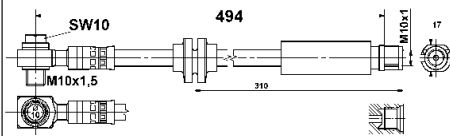
L= 475


M10x1

Flanschlochdurchmesser [mm]: 10  
mit Hohlsschraube

**CHEVROLET, OPEL, VAUXHALL**

**24.5176-0494.3 331447**



 **Bremsschlauch**

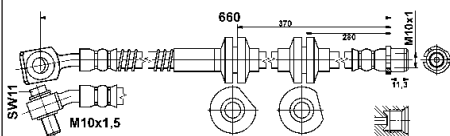
L= 494


M10x1

Flanschlochdurchmesser [mm]: 10  
mit Hohlsschraube

**CHEVROLET, OPEL, SAAB, VAUXHALL**

**24.5176-0660.3 331588**



 **Bremsschlauch**

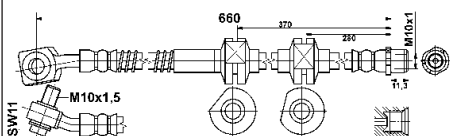
L= 660


M10x1

Flanschlochdurchmesser [mm]: 10  
mit Hohlsschraube

**OPEL, VAUXHALL**

**24.5176-0661.3 331589**



 **Bremsschlauch**

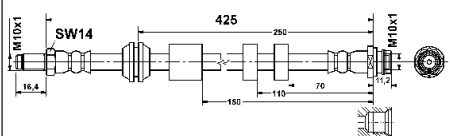
L= 660


M10x1

Flanschlochdurchmesser [mm]: 10  
mit Hohlsschraube

**OPEL, VAUXHALL**

**24.5178-0428.3 331555**



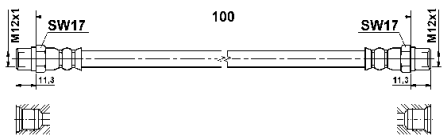
 **Bremsschlauch**

L= 425

Schlüsselweite 1 [mm]: 15

**VOLVO**

**24.5201-0100.3 331512**

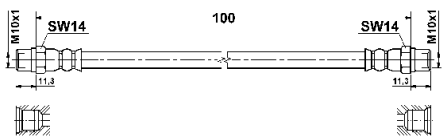


 **Bremsschlauch**

L= 100  
Schlüsselweite 1 [mm]: 17  
Innengewinde 1 [mm]: M12x1

**BMW**

**24.5201-0101.3 331517**

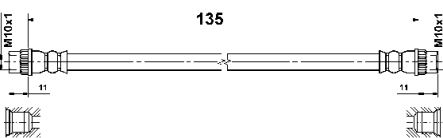


 **Bremsschlauch**

L= 100  
Schlüsselweite 1 [mm]: 14  
Innengewinde 1 [mm]: M10x1

**BMW**

**24.5201-0135.3 331399**

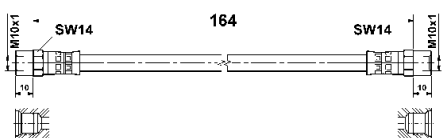


 **Bremsschlauch**

L= 135  
Innengewinde 1 [mm]: M10x1

**RENAULT**

**24.5201-0164.3 331414**

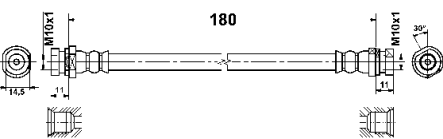



 **Bremsschlauch**

L= 164  
Schlüsselweite 1 [mm]: 14  
Innengewinde 1 [mm]: M10x1

**AUDI, SEAT, VW**

**24.5201-0180.3 331498**

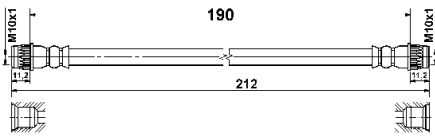



 **Bremsschlauch**

L= 180  
Innengewinde 1 [mm]: M10x1

**RENAULT**

**24.5201-0187.3 331590**



 **Bremsschlauch**

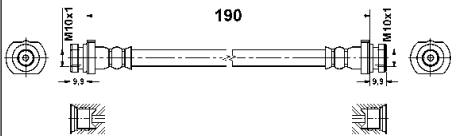
L= 190

L= 212

Innengewinde 1 [mm]: M10x1

**RENAULT**

**24.5201-0190.3 331574**



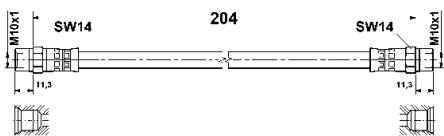
 **Bremsschlauch**


L= 190

Innengewinde 1 [mm]: M10x1

**RENAULT**

**24.5201-0204.3 331400**



 **Bremsschlauch**

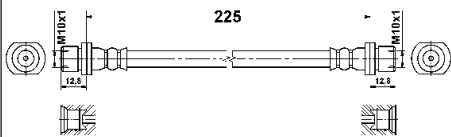
L= 204


Schlüsselweite 1 [mm]: 14

Innengewinde 1 [mm]: M10x1

**BMW, VOLVO**

**24.5201-0225.3 331593**



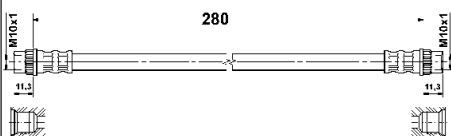
 **Bremsschlauch**


L= 225

Innengewinde 1 [mm]: M10x1

**TOYOTA**

**24.5201-0280.3 331569**



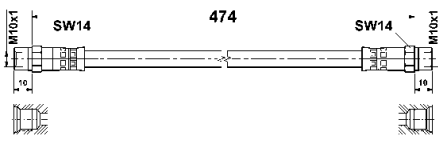
 **Bremsschlauch**


L= 280

Innengewinde 1 [mm]: M10x1

**DACIA, RENAULT**

**24.5201-0474.3 331434**

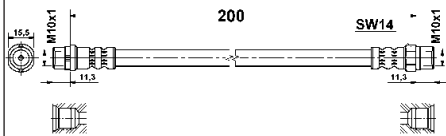



 **Bremsschlauch**

L= 474  
Schlüsselweite 1 [mm]: 14  
Innengewinde 1 [mm]: M10x1

**MERCEDES-BENZ**

**24.5202-0204.3 331402**

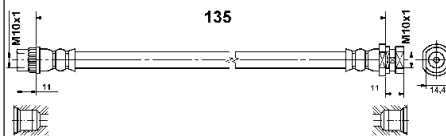



 **Bremsschlauch**

L= 200  
Schlüsselweite 1 [mm]: 14  
Schlüsselweite 2 [mm]: 15,5  
Innengewinde 1 [mm]: M10x1

**BMW**

**24.5203-0135.3 331403**

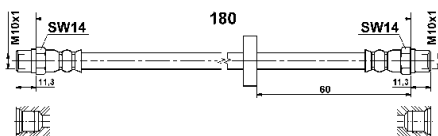



 **Bremsschlauch**

L= 135  
Innengewinde 1 [mm]: M10x1

**RENAULT**

**24.5204-0180.3 331461**

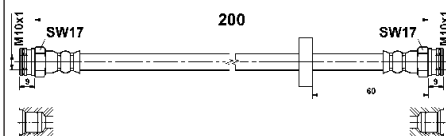



 **Bremsschlauch**

L= 180  
Schlüsselweite 1 [mm]: 14  
Innengewinde 1 [mm]: M10x1

**AUDI, VW**

**24.5204-0200.3 331499**

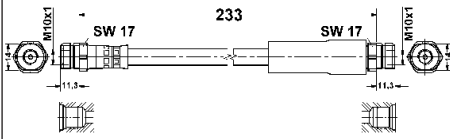



 **Bremsschlauch**

L= 200  
Schlüsselweite 1 [mm]: 14  
Innengewinde 1 [mm]: M10x1

**FIAT, OPEL, VAUXHALL**

**24.5204-0233.3 331430**

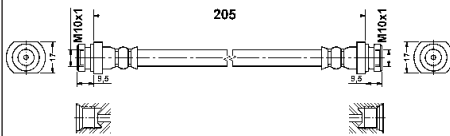


 **Bremsschlauch**

L= 233  
Schlüsselweite 1 [mm]: 17  
Innengewinde 1 [mm]: M10x1

**AUDI, SEAT, SKODA, VW**

**24.5205-0205.3 330780**

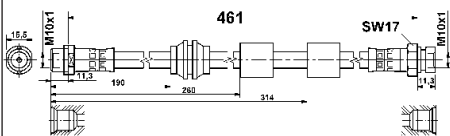


 **Bremsschlauch**

L= 205  
Schlüsselweite 1 [mm]: 17  
Innengewinde 1 [mm]: M10x1

**MITSUBISHI, PROTON**

**24.5205-0461.3 331431**

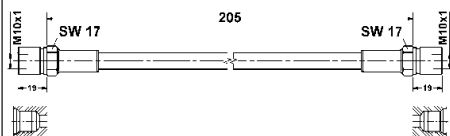


 **Bremsschlauch**

L= 461  
Schlüsselweite 1 [mm]: 14  
Schlüsselweite 2 [mm]: 15,5  
Innengewinde 1 [mm]: M10x1

**FORD, SEAT, VW**

**24.5207-0205.3 330042**

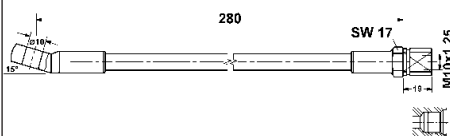



 **Bremsschlauch**

L= 205  
Schlüsselweite 1 [mm]: 17

**FIAT**

**24.5209-0280.3 330044**

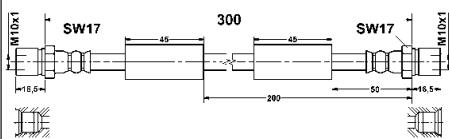


 **Bremsschlauch**

L= 280  
Schlüsselweite 1 [mm]: 17  
Flanschlochdurchmesser [mm]: 10  
ohne Hohlschraube

**FIAT**

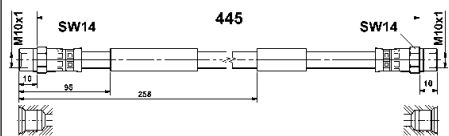
**24.5224-0299.3 331262**




 **Bremsschlauch**

L= 300  
 Schlüsselweite 1 [mm]: 17  
 Innengewinde 1 [mm]: M10x1  
**VW**

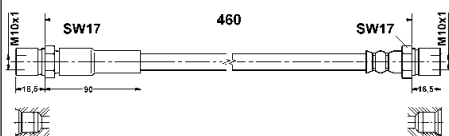
**24.5224-0440.3 331378**




 **Bremsschlauch**

L= 445  
 Schlüsselweite 1 [mm]: 14  
 Innengewinde 1 [mm]: M10x1  
**VW**

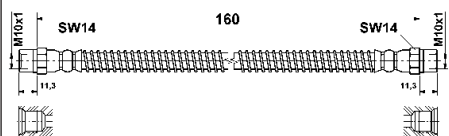
**24.5224-0460.3 331264**




 **Bremsschlauch**

L= 460  
 Schlüsselweite 1 [mm]: 17  
 Innengewinde 1 [mm]: M10x1  
**MERCEDES-BENZ, PUCH**

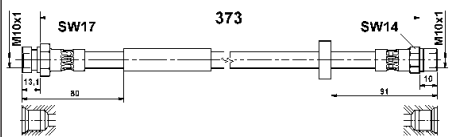
**24.5225-0160.3 331366**




 **Bremsschlauch**

L= 160  
 Schlüsselweite 1 [mm]: 14  
 Innengewinde 1 [mm]: M10x1  
**VW**

**24.5225-0370.3 331379**

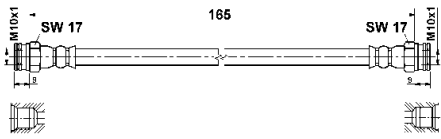



 **Bremsschlauch**

L= 373  
 Schlüsselweite 1 [mm]: 14  
 Schlüsselweite 2 [mm]: 17  
 Innengewinde 1 [mm]: M10x1  
**FORD, SEAT, VW**



**24.5228-0165.3 330879**

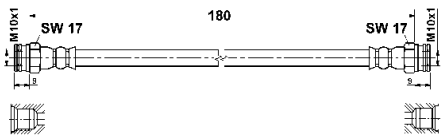



 **Bremsschlauch**

L= 165  
Schlüsselweite 1 [mm]: 17  
Innengewinde 1 [mm]: M10x1

**FIAT, FORD**

**24.5228-0180.3 330761**

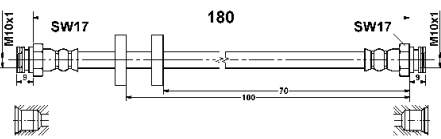



 **Bremsschlauch**

L= 180  
Schlüsselweite 1 [mm]: 17  
Innengewinde 1 [mm]: M10x1

**SKODA**

**24.5228-0181.3 331279**

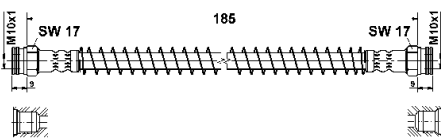



 **Bremsschlauch**

L= 180  
Schlüsselweite 1 [mm]: 17  
Innengewinde 1 [mm]: M10x1

**CITROËN, FIAT, PEUGEOT**

**24.5228-0185.3 330107**

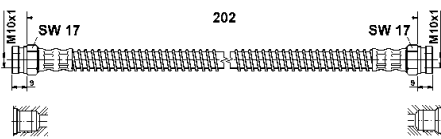



 **Bremsschlauch**

L= 185  
Schlüsselweite 1 [mm]: 17  
Innengewinde 1 [mm]: M10x1

**CITROËN, PEUGEOT**

**24.5228-0195.3 330469**

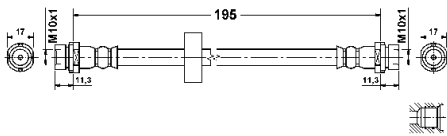



 **Bremsschlauch**

L= 202  
Schlüsselweite 1 [mm]: 17  
Innengewinde 1 [mm]: M10x1

**CITROËN, PEUGEOT**

**24.5228-0196.3 330656**

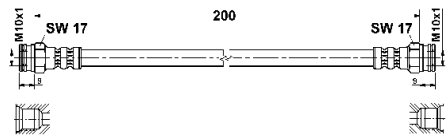


 **Bremsschlauch**

L= 195  
Schlüsselweite 1 [mm]: 17  
Innengewinde 1 [mm]: M10x1

**FORD**

**24.5228-0200.3 330470**

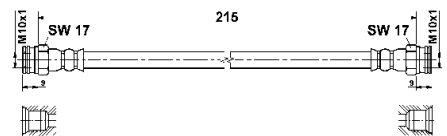


 **Bremsschlauch**

L= 200  
Schlüsselweite 1 [mm]: 17  
Innengewinde 1 [mm]: M10x1

**CITROËN, FIAT**

**24.5228-0216.3 330908**

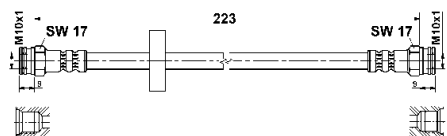


 **Bremsschlauch**

L= 215  
Schlüsselweite 1 [mm]: 17  
Innengewinde 1 [mm]: M10x1

**ABARTH, ALFA ROMEO, FIAT, PEUGEOT**

**24.5228-0223.3 330530**

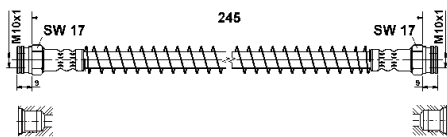



 **Bremsschlauch**

L= 223  
Schlüsselweite 1 [mm]: 17  
Innengewinde 1 [mm]: M10x1

**FIAT**

**24.5228-0245.3 330531**



 **Bremsschlauch**

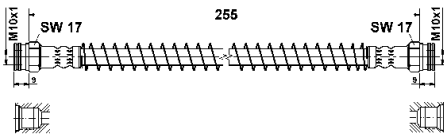
L= 245  
Schlüsselweite 1 [mm]: 17  
Innengewinde 1 [mm]: M10x1

**CITROËN, PEUGEOT**





24.5228-0255.3 330409

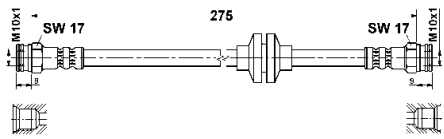



 **Bremsschlauch**

L= 255  
Schlüsselweite 1 [mm]: 17  
Innengewinde 1 [mm]: M10x1

**PEUGEOT**

24.5228-0275.3 330035

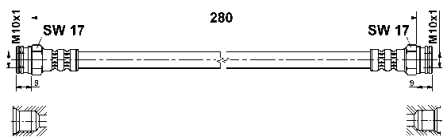



 **Bremsschlauch**

L= 275  
Schlüsselweite 1 [mm]: 17  
Innengewinde 1 [mm]: M10x1

**FIAT**

24.5228-0280.3 330532

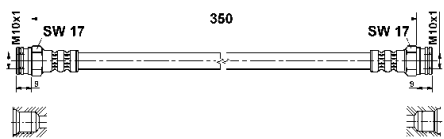



 **Bremsschlauch**

L= 280  
Schlüsselweite 1 [mm]: 17  
Innengewinde 1 [mm]: M10x1

**PEUGEOT**

24.5228-0350.3 330396

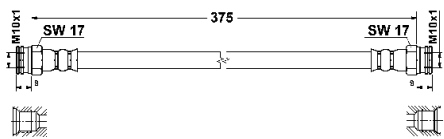



 **Bremsschlauch**

L= 350  
Schlüsselweite 1 [mm]: 17  
Innengewinde 1 [mm]: M10x1

**RENAULT**

24.5228-0375.3 330699

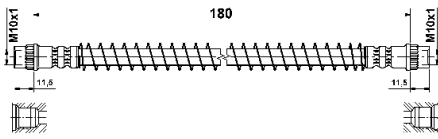



 **Bremsschlauch**

L= 375  
Schlüsselweite 1 [mm]: 17  
Innengewinde 1 [mm]: M10x1

**FIAT**

**24.5229-0181.3 330533**



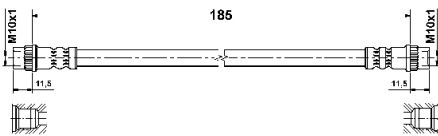
 **Bremsschlauch**

L= 180

Innengewinde 1 [mm]: M10x1

**PEUGEOT**

**24.5229-0185.3 330397**



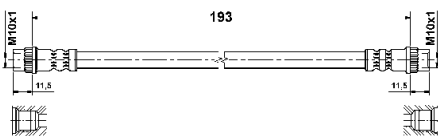
 **Bremsschlauch**


L= 185

Innengewinde 1 [mm]: M10x1

**RENAULT**

**24.5229-0193.3 330571**



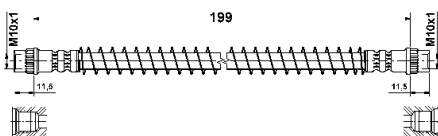
 **Bremsschlauch**

L= 193

Innengewinde 1 [mm]: M10x1

**NISSAN, RENAULT**

**24.5229-0199.3 330534**



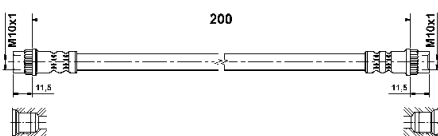
 **Bremsschlauch**


L= 200

Innengewinde 1 [mm]: M10x1

**CITROËN, PEUGEOT**

**24.5229-0200.3 330572**



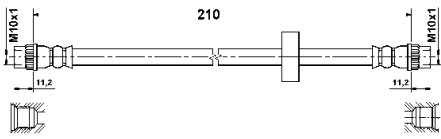
 **Bremsschlauch**


L= 200

Innengewinde 1 [mm]: M10x1

**NISSAN, OPEL, PEUGEOT, RENAULT, VAUXHALL**

**24.5229-0209.3 330670**



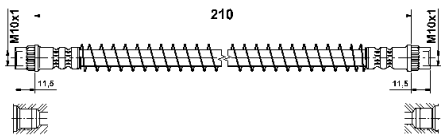
 **Bremsschlauch**

L= 210

Innengewinde 1 [mm]: M10x1

**RENAULT**

**24.5229-0211.3 330573**



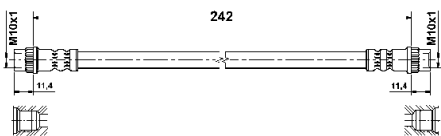
 **Bremsschlauch**


L= 210

Innengewinde 1 [mm]: M10x1

**PEUGEOT**

**24.5229-0240.3 330400**



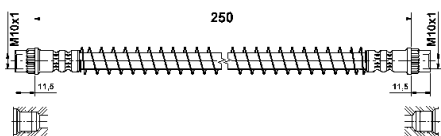
 **Bremsschlauch**

L= 242

Innengewinde 1 [mm]: M10x1

**PEUGEOT, RENAULT**

**24.5229-0251.3 330535**



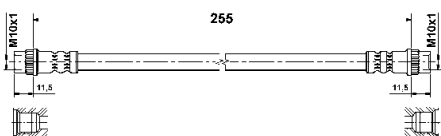
 **Bremsschlauch**


L= 250

Innengewinde 1 [mm]: M10x1

**CITROËN, FIAT, LANCIA, PEUGEOT**

**24.5229-0255.3 330581**



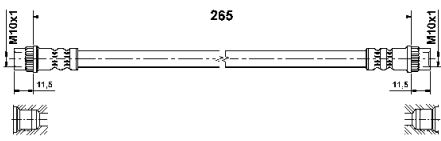
 **Bremsschlauch**


L= 255

Innengewinde 1 [mm]: M10x1

**CITROËN, PEUGEOT, RENAULT**

**24.5229-0265.3 330540**

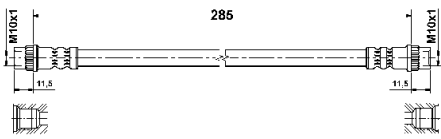



 **Bremsschlauch**

L= 265  
Innengewinde 1 [mm]: M10x1

**CITROËN, RENAULT**

**24.5229-0285.3 330032**

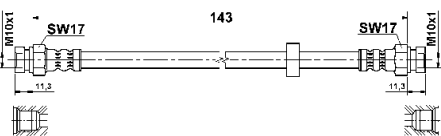


 **Bremsschlauch**

L= 285  
Innengewinde 1 [mm]: M10x1

**DACIA, RENAULT**

**24.5230-0143.3 330402**

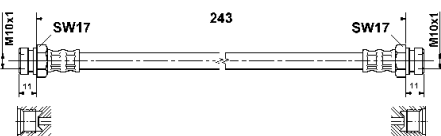



 **Bremsschlauch**

L= 143  
Schlüsselweite 1 [mm]: 17  
Innengewinde 1 [mm]: M10x1

**SEAT, VW**

**24.5230-0243.3 331155**

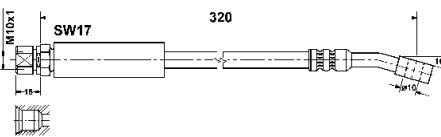



 **Bremsschlauch**

L= 243  
Schlüsselweite 1 [mm]: 17  
Innengewinde 1 [mm]: M10x1

**MITSUBISHI**

**24.5231-0320.3 330496**

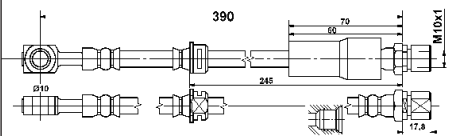



 **Bremsschlauch**

L= 320  
Schlüsselweite 1 [mm]: 17  
Flanschlochdurchmesser [mm]: 10  
ohne Hohlschraube

**CHEVROLET, OPEL, VAUXHALL**



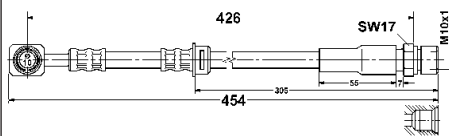

**24.5231-0391.3 331424**

**Bremsschlauch**

L= 390

Schlüsselweite 1 [mm]: 17

Flanschlochdurchmesser [mm]: 10

ohne Hohlsschraube

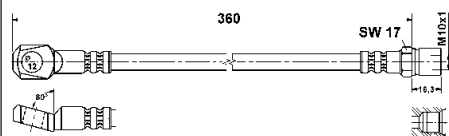

**CHEVROLET, OPEL, VAUXHALL****24.5231-0426.3 331313**

**Bremsschlauch**

L= 426

Schlüsselweite 1 [mm]: 17

Flanschlochdurchmesser [mm]: 10

ohne Hohlsschraube

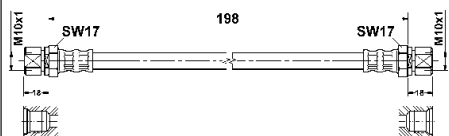

**SAAB****24.5232-0388.3 330580**

**Bremsschlauch**

L= 360

Schlüsselweite 1 [mm]: 17

Flanschlochdurchmesser [mm]: 10

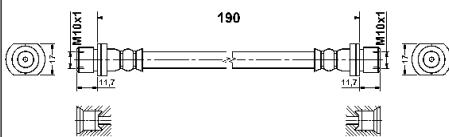

ohne Hohlsschraube

**MERCEDES-BENZ****24.5233-0200.3 330425**

**Bremsschlauch**

L= 198

Schlüsselweite 1 [mm]: 17

Innengewinde 1 [mm]: M10x1

**CHEVROLET, OPEL, SAAB, VAUXHALL****24.5235-0190.3 330916**

**Bremsschlauch**

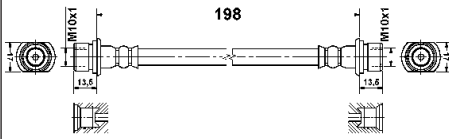
L= 190


Schlüsselweite 1 [mm]: 17

Innengewinde 1 [mm]: M10x1

**TOYOTA**

**24.5235-0200.3 331280**

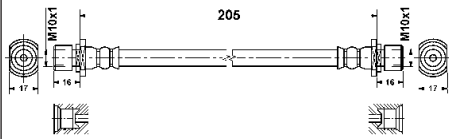



 **Bremsschlauch**

L= 198  
Schlüsselweite 1 [mm]: 17  
Innengewinde 1 [mm]: M10x1

**SUBARU, TOYOTA**

**24.5235-0205.3 331093**

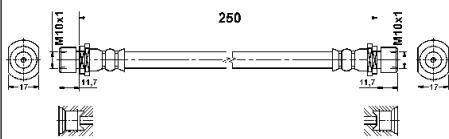



 **Bremsschlauch**

L= 205  
Schlüsselweite 1 [mm]: 17  
Innengewinde 1 [mm]: M10x1

**DAIHATSU, SUBARU**

**24.5235-0250.3 330917**

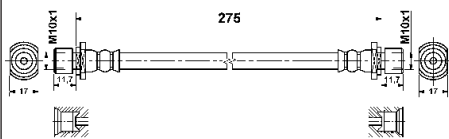



 **Bremsschlauch**

L= 250  
Schlüsselweite 1 [mm]: 17  
Innengewinde 1 [mm]: M10x1

**TOYOTA**

**24.5235-0275.3 331179**

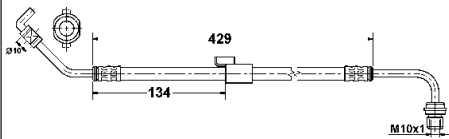



 **Bremsschlauch**

L= 275  
Schlüsselweite 1 [mm]: 17  
Innengewinde 1 [mm]: M10x1

**TOYOTA**

**24.5236-0429.3 330586**



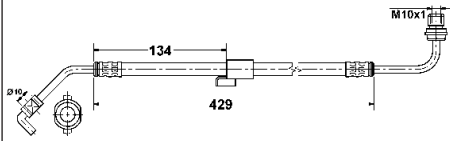
 **Bremsschlauch**


L= 429  
Flanschlochdurchmesser [mm]: 10  
ohne Hohlschraube

**FORD**



**24.5236-0430.3 330587**



 **Bremsschlauch**

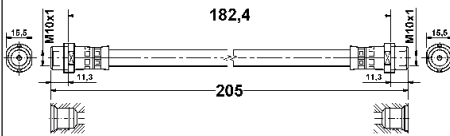
L= 429


Flanschlochdurchmesser [mm]: 10

ohne Hohlschraube

**FORD**

**24.5237-0183.3 331454**



 **Bremsschlauch**

L= 182,4

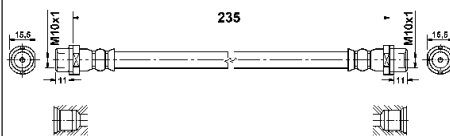
Schlüsselweite 1 [mm]: 15,5


L= 205

Innengewinde 1 [mm]: M10x1

**AUDI, SKODA, VW**

**24.5237-0235.3 330781**



 **Bremsschlauch**

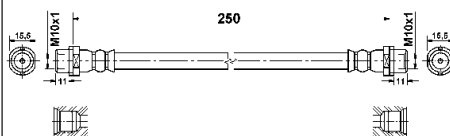
L= 235


Schlüsselweite 1 [mm]: 15,5

Innengewinde 1 [mm]: M10x1

**MERCEDES-BENZ, VW**

**24.5237-0250.3 330880**



 **Bremsschlauch**

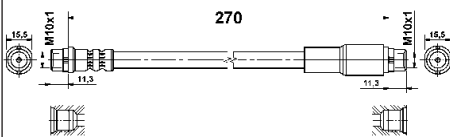
L= 250


Schlüsselweite 1 [mm]: 15,5

Innengewinde 1 [mm]: M10x1

**VW**

**24.5237-0273.3 331444**



 **Bremsschlauch**

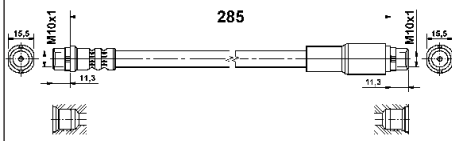
L= 270


Schlüsselweite 1 [mm]: 15,5

Innengewinde 1 [mm]: M10x1

**AUDI**

**24.5237-0288.3 331442**

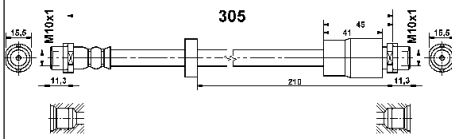



 **Bremsschlauch**

L= 285  
Schlüsselweite 1 [mm]: 15,5  
Innengewinde 1 [mm]: M10x1

**AUDI**

**24.5237-0308.3 331435**

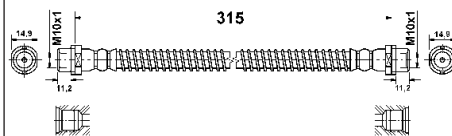



 **Bremsschlauch**

L= 308  
Schlüsselweite 1 [mm]: 15,5  
Innengewinde 1 [mm]: M10x1

**AUDI, SEAT**

**24.5237-0315.3 331565**

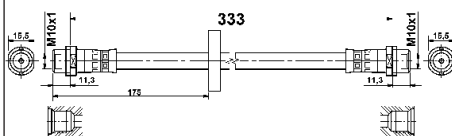



 **Bremsschlauch**

L= 315  
Schlüsselweite 1 [mm]: 14,9  
Innengewinde 1 [mm]: M10x1

**VW**

**24.5237-0333.3 331425**

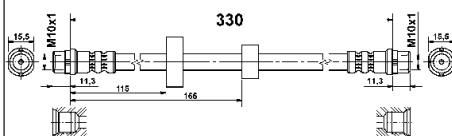



 **Bremsschlauch**

L= 333  
Schlüsselweite 1 [mm]: 15,5  
Innengewinde 1 [mm]: M10x1

**VW**

**24.5237-0334.3 331443**

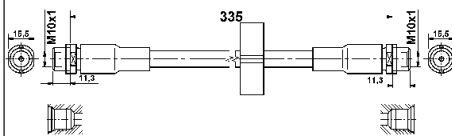



 **Bremsschlauch**

L= 330  
Schlüsselweite 1 [mm]: 15,5  
Innengewinde 1 [mm]: M10x1

**VW**

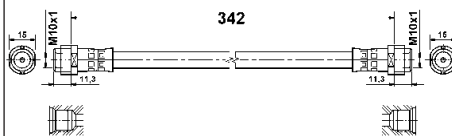



**24.5237-0335.3 331462**

**Bremsschlauch**

L= 335

Schlüsselweite 1 [mm]: 15,5

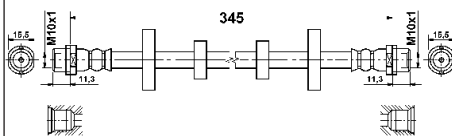

Innengewinde 1 [mm]: M10x1

**AUDI****24.5237-0342.3 331404**

**Bremsschlauch**

L= 342

Schlüsselweite 1 [mm]: 15

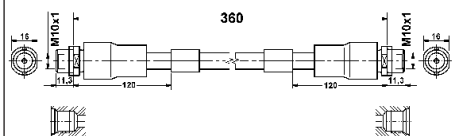

Innengewinde 1 [mm]: M10x1

**MERCEDES-BENZ****24.5237-0345.3 331367**

**Bremsschlauch**

L= 345

Schlüsselweite 1 [mm]: 15,5

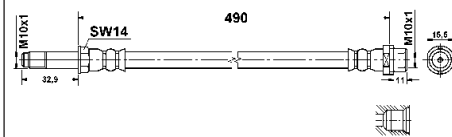

Innengewinde 1 [mm]: M10x1

**VW****24.5237-0360.3 331212**

**Bremsschlauch**

L= 360

Schlüsselweite 1 [mm]: 16

Innengewinde 1 [mm]: M10x1

**AUDI, VW****24.5237-0490.3 330672**

**Bremsschlauch**

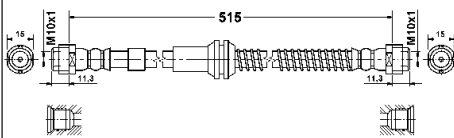
L= 490


Schlüsselweite 1 [mm]: 14

Schlüsselweite 2 [mm]: 15,5

**MERCEDES-BENZ**

**24.5237-0515.3 331463**

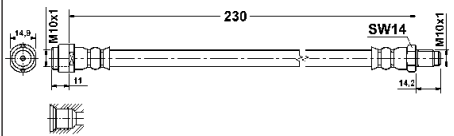



 **Bremsschlauch**

L= 515  
Schlüsselweite 1 [mm]: 15  
Innengewinde 1 [mm]: M10x1

**AUDI, PORSCHE, VW**

**24.5238-0230.3 330673**

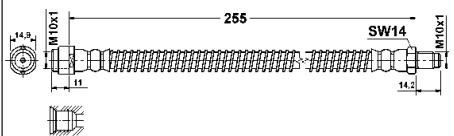



 **Bremsschlauch**

L= 230  
Schlüsselweite 1 [mm]: 14  
Schlüsselweite 2 [mm]: 15

**MERCEDES-BENZ**

**24.5238-0255.3 330674**

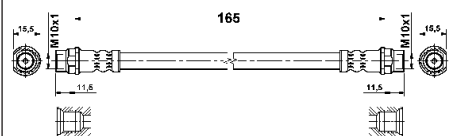



 **Bremsschlauch**

L= 255  
Schlüsselweite 1 [mm]: 14  
Schlüsselweite 2 [mm]: 15

**MERCEDES-BENZ**

**24.5239-0165.3 330606**

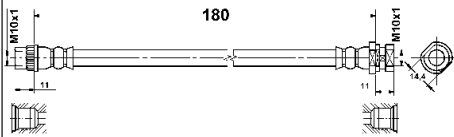



 **Bremsschlauch**

L= 165  
Innengewinde 1 [mm]: M10x1

**CITROËN, DS, RENAULT**

**24.5239-0180.3 331464**



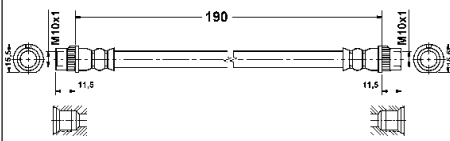
 **Bremsschlauch**


L= 180  
Innengewinde 1 [mm]: M10x1

**RENAULT**



**24.5239-0190.3 330966**



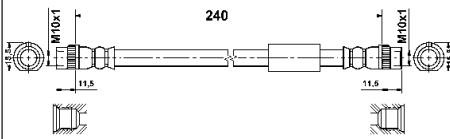
 **Bremsschlauch**


L= 190

Innengewinde 1 [mm]: M10x1

**CITROËN, PEUGEOT**

**24.5239-0240.3 331170**



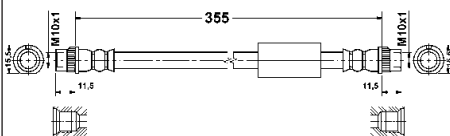
 **Bremsschlauch**


L= 240

Innengewinde 1 [mm]: M10x1

**CITROËN, FIAT, PEUGEOT**

**24.5239-0355.3 331243**



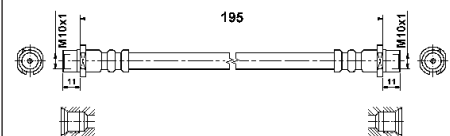
 **Bremsschlauch**

L= 355

Innengewinde 1 [mm]: M10x1

**CITROËN, FIAT, PEUGEOT**

**24.5240-0195.3 330753**



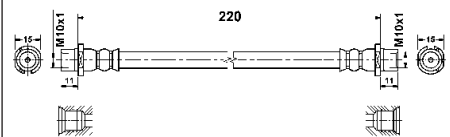
 **Bremsschlauch**


L= 195

Innengewinde 1 [mm]: M10x1

**OPEL, VAUXHALL**

**24.5240-0220.3 330619**



 **Bremsschlauch**

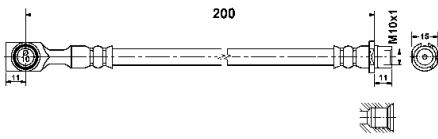
L= 220


Schlüsselweite 1 [mm]: 15

Innengewinde 1 [mm]: M10x1

**CHEVROLET, OPEL, VAUXHALL**

**24.5241-0200.3 330620**

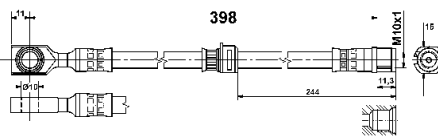



 **Bremsschlauch**

L= 200  
 Schlüsselweite 1 [mm]: 15  
 Flanschlochdurchmesser [mm]: 10  
 ohne Hohlsschraube

**CHEVROLET, OPEL, VAUXHALL**

**24.5241-0396.3 331380**

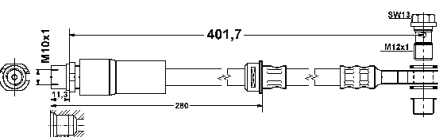



 **Bremsschlauch**

L= 398  
 Schlüsselweite 1 [mm]: 15  
 Flanschlochdurchmesser [mm]: 10  
 ohne Hohlsschraube

**CHEVROLET, OPEL, VAUXHALL**

**24.5241-0401.3 331021**

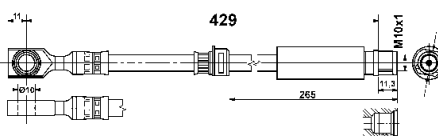



 **Bremsschlauch**

L= 401,7  
 Schlüsselweite 1 [mm]: 13  
 mit Hohlsschraube

**FIAT**

**24.5241-0429.3 331381**

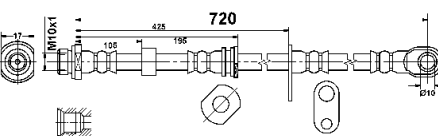



 **Bremsschlauch**

L= 429  
 Schlüsselweite 1 [mm]: 15  
 Flanschlochdurchmesser [mm]: 10  
 ohne Hohlsschraube

**OPEL, VAUXHALL**

**24.5241-0720.3 331415**

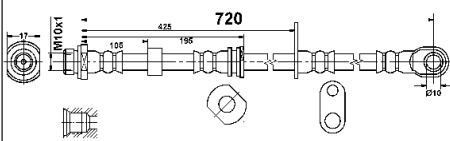



 **Bremsschlauch**

L= 720  
 Schlüsselweite 1 [mm]: 17  
 Flanschlochdurchmesser [mm]: 10  
 ohne Hohlsschraube

**MITSUBISHI**

**24.5241-0721.3 331416**



 **Bremsschlauch**

L= 720

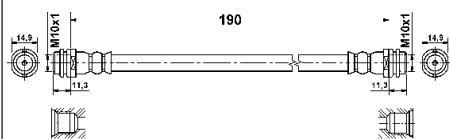
Schlüsselweite 1 [mm]: 17

Flanschlochdurchmesser [mm]: 10

ohne Hohlschraube

**MITSUBISHI**

**24.5242-0190.3 330675**



 **Bremsschlauch**

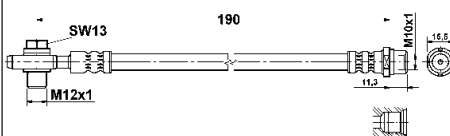
L= 190


Schlüsselweite 1 [mm]: 15

Innengewinde 1 [mm]: M10x1

**AUDI**

**24.5243-0190.3 330678**



 **Bremsschlauch**

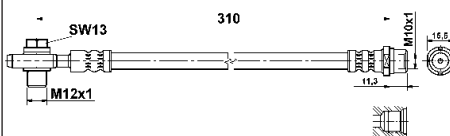
L= 190


Schlüsselweite 1 [mm]: 13

Schlüsselweite 2 [mm]: 16

**VW**

**24.5243-0310.3 330755**



 **Bremsschlauch**

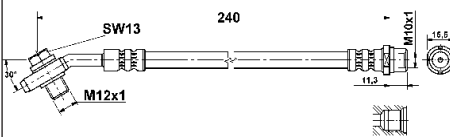
L= 310

Schlüsselweite 1 [mm]: 13

Schlüsselweite 2 [mm]: 15,5

**AUDI, VW**

**24.5244-0240.3 330679**



 **Bremsschlauch**

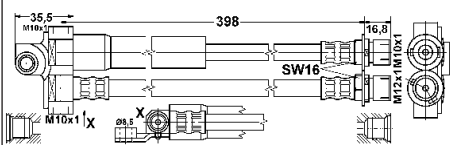
L= 240


Schlüsselweite 1 [mm]: 13

Schlüsselweite 2 [mm]: 16

**AUDI**

**24.5245-0398.3 331188**



 **Bremsschlauch**

L= 398

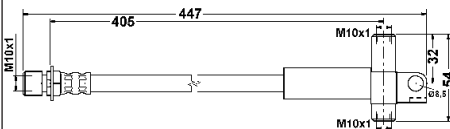
Anschlussgewinde: 2x M10x1


Flanschlochdurchmesser [mm]: 8,5

mit Flansch

**FORD**

**24.5245-0405.3 330686**



 **Bremsschlauch**

L= 405

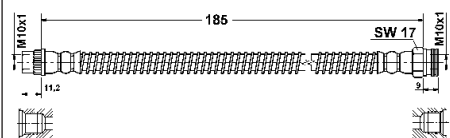
3x


Flanschlochdurchmesser [mm]: 8,5

mit Flansch

**FORD**

**24.5246-0185.3 330881**



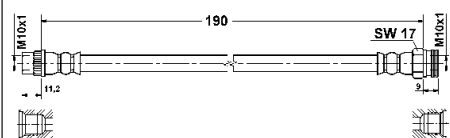
 **Bremsschlauch**


L= 185

Innengewinde 1 [mm]: M10x1

**CITROËN, PEUGEOT**

**24.5246-0190.3 330697**



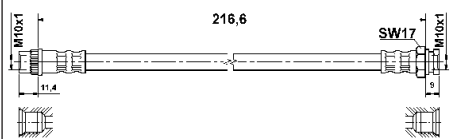
 **Bremsschlauch**


L= 190

Innengewinde 1 [mm]: M10x1

**CITROËN, DS, PEUGEOT**

**24.5246-0216.3 331022**



 **Bremsschlauch**

L= 216,6

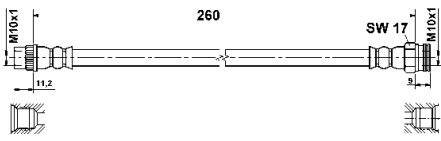
Schlüsselweite 1 [mm]: 17


Innengewinde 1 [mm]: M10x1

**CITROËN, DS, PEUGEOT**



**24.5246-0260.3 330782**



 **Bremsschlauch**

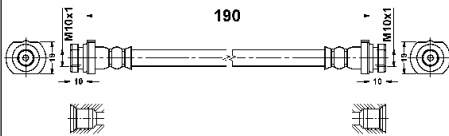
L= 260


Schlüsselweite 1 [mm]: 17

Innengewinde 1 [mm]: M10x1

**CITROËN, PEUGEOT**

**24.5247-0190.3 331385**



 **Bremsschlauch**

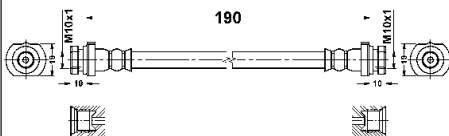
L= 190


Schlüsselweite 1 [mm]: 19

Innengewinde 1 [mm]: M10x1

**NISSAN**

**24.5247-0191.3 331386**



 **Bremsschlauch**

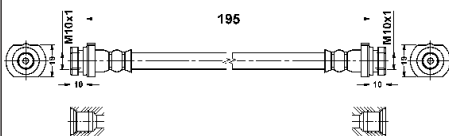
L= 190


Schlüsselweite 1 [mm]: 19

Innengewinde 1 [mm]: M10x1

**NISSAN**

**24.5247-0195.3 330919**



 **Bremsschlauch**

L= 195


Schlüsselweite 1 [mm]: 19

Innengewinde 1 [mm]: M10x1

**NISSAN**

**24.5247-0205.3 331094**



 **Bremsschlauch**

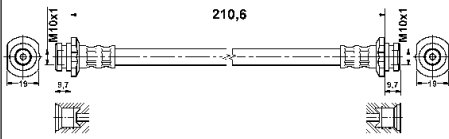
L= 205


Schlüsselweite 1 [mm]: 19

Innengewinde 1 [mm]: M10x1

**CHEVROLET, DAEWOO**

**24.5247-0210.3 331023**



 **Bremsschlauch**


L= 210

Innengewinde 1 [mm]: M10x1

**NISSAN**

**24.5247-0235.3 331374**



 **Bremsschlauch**

L= 235


Schlüsselweite 1 [mm]: 19

Innengewinde 1 [mm]: M10x1

**SUZUKI**

**24.5247-0236.3 331417**



 **Bremsschlauch**

L= 235

Innengewinde 1 [mm]: M10x1

**MITSUBISHI**

**24.5247-0237.3 331418**



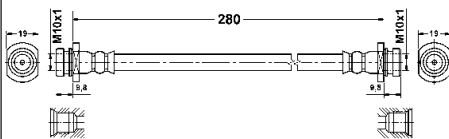
 **Bremsschlauch**


L= 235

Innengewinde 1 [mm]: M10x1

**MITSUBISHI**

**24.5247-0280.3 330700**



 **Bremsschlauch**

L= 280

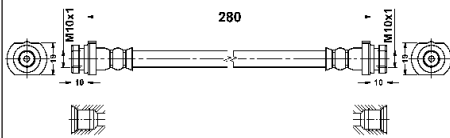
Schlüsselweite 1 [mm]: 19


Innengewinde 1 [mm]: M10x1

**OPEL, VAUXHALL**



**24.5247-0281.3 330967**

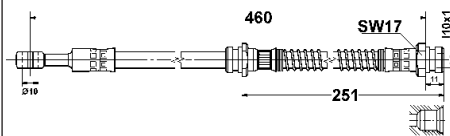



 **Bremsschlauch**

L= 280  
 Schlüsselweite 1 [mm]: 19  
 Innengewinde 1 [mm]: M10x1

**NISSAN**

**24.5248-0461.3 330707**

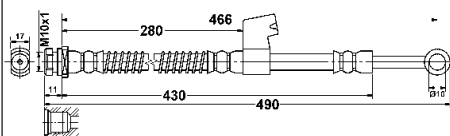



 **Bremsschlauch**

L= 460  
 Schlüsselweite 1 [mm]: 17  
 Flanschlochdurchmesser [mm]: 10  
 ohne Hohlschraube

**MITSUBISHI, VOLVO**

**24.5248-0466.3 330920**

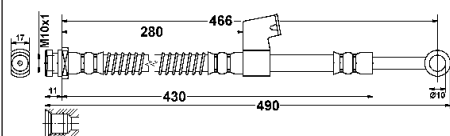



 **Bremsschlauch**

L= 466  
 Schlüsselweite 1 [mm]: 17  
 Flanschlochdurchmesser [mm]: 10  
 ohne Hohlschraube

**HYUNDAI**

**24.5248-0467.3 330921**

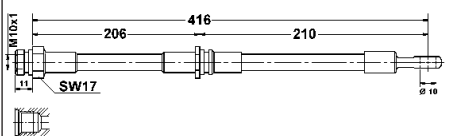



 **Bremsschlauch**

L= 466  
 Schlüsselweite 1 [mm]: 17  
 Flanschlochdurchmesser [mm]: 10  
 ohne Hohlschraube

**HYUNDAI**

**24.5249-0416.3 330708**

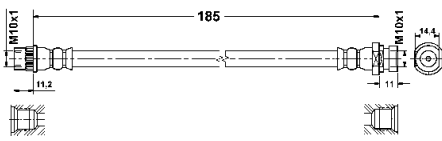


 **Bremsschlauch**

L= 416  
 Schlüsselweite 1 [mm]: 17  
 Flanschlochdurchmesser [mm]: 10  
 ohne Hohlschraube

**MITSUBISHI, VOLVO**

**24.5251-0185.3 330701**

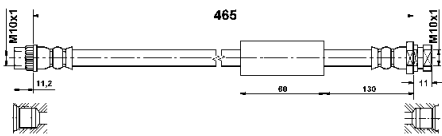



 **Bremsschlauch**

L= 185  
Schlüsselweite 1 [mm]: 15  
Innengewinde 1 [mm]: M10x1

**RENAULT**

**24.5251-0465.3 330822**

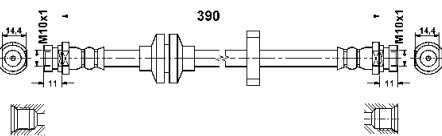



 **Bremsschlauch**

L= 465  
Innengewinde 1 [mm]: M10x1

**NISSAN, OPEL, RENAULT, VAUXHALL**

**24.5252-0390.3 330702**

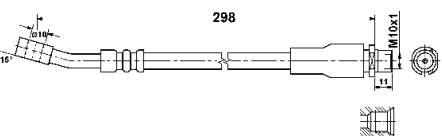



 **Bremsschlauch**

L= 390  
Schlüsselweite 1 [mm]: 15  
Innengewinde 1 [mm]: M10x1

**RENAULT**

**24.5256-0298.3 330756**

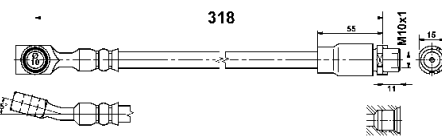



 **Bremsschlauch**

L= 298  
Flanschlochdurchmesser [mm]: 10  
ohne Hohlschraube

**OPEL, VAUXHALL**

**24.5256-0318.3 331426**



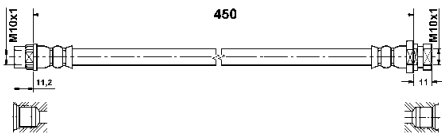
 **Bremsschlauch**


L= 329  
Schlüsselweite 1 [mm]: 15  
Flanschlochdurchmesser [mm]: 10  
ohne Hohlschraube

**OPEL, VAUXHALL**



**24.5258-0450.3 330824**



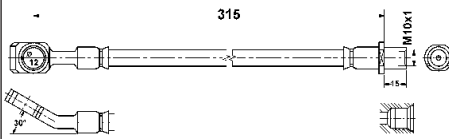
 **Bremsschlauch**


L= 450

Innengewinde 1 [mm]: M10x1

**NISSAN, OPEL, RENAULT, VAUXHALL**

**24.5259-0315.3 330882**



 **Bremsschlauch**

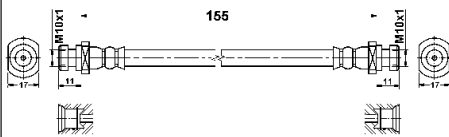
L= 315


Flanschlochdurchmesser [mm]: 12

ohne Hohlschraube

**OPEL, SAAB, VAUXHALL**

**24.5260-0155.3 331156**



 **Bremsschlauch**

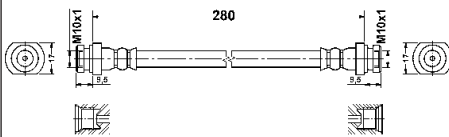
L= 155


Schlüsselweite 1 [mm]: 17

Innengewinde 1 [mm]: M10x1

**HYUNDAI, MITSUBISHI**

**24.5260-0280.3 330883**



 **Bremsschlauch**

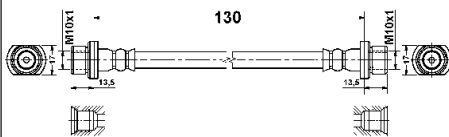
L= 280


Schlüsselweite 1 [mm]: 17

Innengewinde 1 [mm]: M10x1

**TOYOTA**

**24.5261-0130.3 331387**



 **Bremsschlauch**

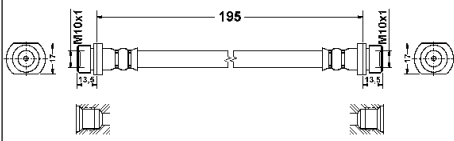
L= 130


Schlüsselweite 1 [mm]: 17

Innengewinde 1 [mm]: M10x1

**TOYOTA**

**24.5261-0195.3 331077**



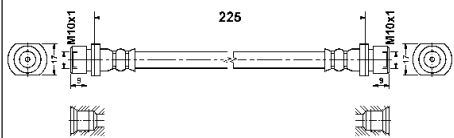
 **Bremsschlauch**


L= 195

Schlüsselweite 1 [mm]: 17

**DAIHATSU, TOYOTA**

**24.5261-0225.3 330909**



 **Bremsschlauch**

L= 225


Schlüsselweite 1 [mm]: 17

Innengewinde 1 [mm]: M10x1

**CITROËN, PEUGEOT, TOYOTA**

**24.5261-0245.3 331561**



 **Bremsschlauch**


L= 245

Schlüsselweite 1 [mm]: 17

**HYUNDAI**

**24.5261-0246.3 331562**



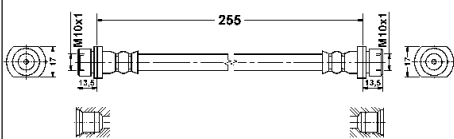
 **Bremsschlauch**


L= 245

Schlüsselweite 1 [mm]: 17

**HYUNDAI**

**24.5261-0255.3 331078**



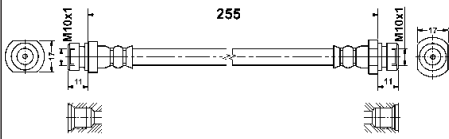
 **Bremsschlauch**


L= 255

Schlüsselweite 1 [mm]: 17

**DAIHATSU, TOYOTA**

**24.5261-0256.3 331246**



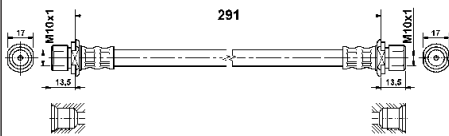
 **Bremsschlauch**

L= 255

Schlüsselweite 1 [mm]: 17

**HYUNDAI**

**24.5261-0291.3 330994**

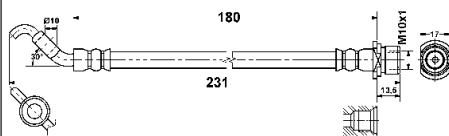



 **Bremsschlauch**

L= 291

**TOYOTA**

**24.5262-0180.3 331180**



 **Bremsschlauch**

L= 180

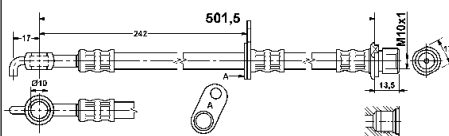
Schlüsselweite 1 [mm]: 17


Flanschlochdurchmesser [mm]: 10

ohne Hohlschraube

**TOYOTA**

**24.5262-0501.3 331025**



 **Bremsschlauch**

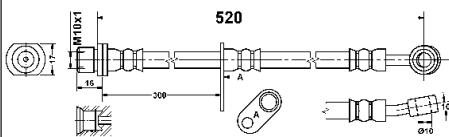
L= 501,5

Flanschlochdurchmesser [mm]: 10

ohne Hohlschraube

**CITROËN, PEUGEOT, TOYOTA**

**24.5262-0520.3 331349**



 **Bremsschlauch**

L= 520

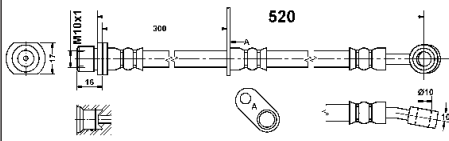
Schlüsselweite 1 [mm]: 17


Flanschlochdurchmesser [mm]: 10

ohne Hohlschraube

**DAIHATSU**

**24.5262-0521.3 331350**

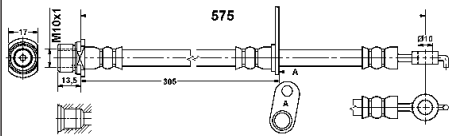



 **Bremsschlauch**

L= 520  
Schlüsselweite 1 [mm]: 17  
Flanschlochdurchmesser [mm]: 10  
ohne Hohlschraube

**DAIHATSU**

**24.5262-0575.3 330922**

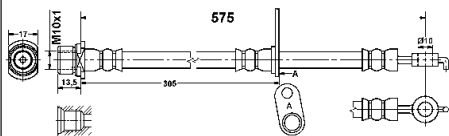



 **Bremsschlauch**

L= 575  
Schlüsselweite 1 [mm]: 17  
Flanschlochdurchmesser [mm]: 10  
ohne Hohlschraube

**TOYOTA**

**24.5262-0576.3 330923**

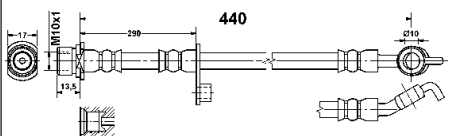



 **Bremsschlauch**

L= 575  
Schlüsselweite 1 [mm]: 17  
Flanschlochdurchmesser [mm]: 10  
ohne Hohlschraube

**TOYOTA**

**24.5263-0440.3 331282**

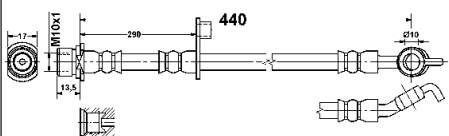



 **Bremsschlauch**

L= 440  
Schlüsselweite 1 [mm]: 17  
Flanschlochdurchmesser [mm]: 10  
ohne Hohlschraube

**TOYOTA**

**24.5263-0441.3 331283**

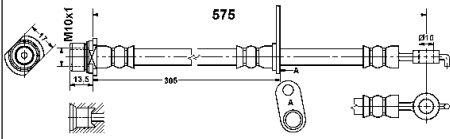



 **Bremsschlauch**

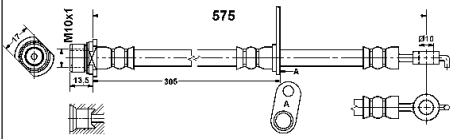

L= 440  
Schlüsselweite 1 [mm]: 17  
Flanschlochdurchmesser [mm]: 10  
ohne Hohlschraube

**TOYOTA**

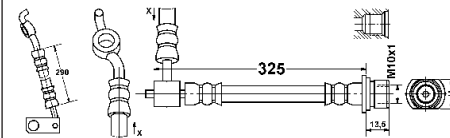



**24.5263-0575.3 330924**

**Bremsschlauch**

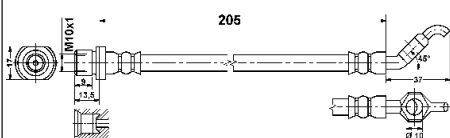

L= 575  
 Schlüsselweite 1 [mm]: 17  
 Flanschlochdurchmesser [mm]: 10  
 ohne Hohlsschraube

**TOYOTA****24.5263-0576.3 330925**

**Bremsschlauch**

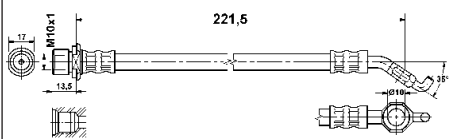

L= 575  
 Schlüsselweite 1 [mm]: 17  
 Flanschlochdurchmesser [mm]: 10  
 ohne Hohlsschraube

**TOYOTA****24.5263-0592.3 331284**

**Bremsschlauch**

L= 325  
 Schlüsselweite 1 [mm]: 17  
 Flanschlochdurchmesser [mm]: 10  
 L2= 290  
 ohne Hohlsschraube

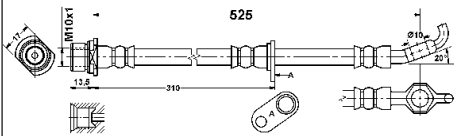

**TOYOTA****24.5264-0205.3 331059**

**Bremsschlauch**

L= 205  
 Schlüsselweite 1 [mm]: 17  
 Flanschlochdurchmesser [mm]: 10  
 ohne Hohlsschraube

**TOYOTA****24.5264-0221.3 330995**

**Bremsschlauch**

L= 221,5  
 Flanschlochdurchmesser [mm]: 10  
 ohne Hohlsschraube

**TOYOTA**

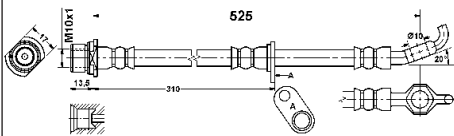

**24.5264-0525.3 330926**

**Bremsschlauch**

L= 525

Schlüsselweite 1 [mm]: 17

Flanschlochdurchmesser [mm]: 10

ohne Hohlschraube

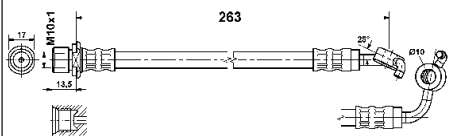

**TOYOTA****24.5264-0526.3 330927**

**Bremsschlauch**

L= 525

Schlüsselweite 1 [mm]: 17

Flanschlochdurchmesser [mm]: 10

ohne Hohlschraube


**TOYOTA****24.5265-0263.3 331157**

**Bremsschlauch**

L= 263

Schlüsselweite 1 [mm]: 17

Flanschlochdurchmesser [mm]: 10

ohne Hohlschraube

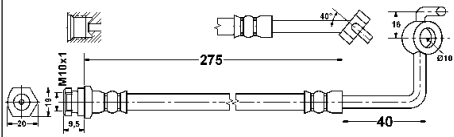

**TOYOTA****24.5265-0264.3 331158**

**Bremsschlauch**

L= 263

Schlüsselweite 1 [mm]: 17

Flanschlochdurchmesser [mm]: 10

ohne Hohlschraube

**TOYOTA****24.5265-0275.3 331069**

**Bremsschlauch**

L= 275

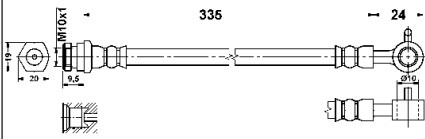
Flanschlochdurchmesser [mm]: 10


ohne Hohlschraube

**MAZDA**



**24.5265-0335.3 331070**

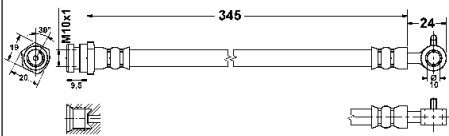



 **Bremsschlauch**

L= 335  
Schlüsselweite 1 [mm]: 19  
Flanschlochdurchmesser [mm]: 10  
ohne Hohlsschraube

**MAZDA**

**24.5265-0345.3 331091**

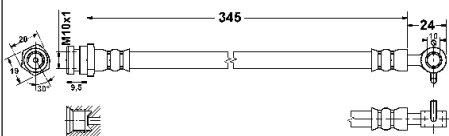



 **Bremsschlauch**

L= 345  
Schlüsselweite 1 [mm]: 19  
Flanschlochdurchmesser [mm]: 10  
ohne Hohlsschraube

**MAZDA**

**24.5265-0346.3 331092**

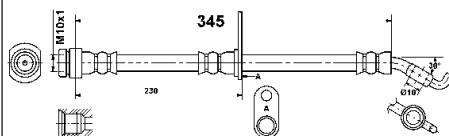



 **Bremsschlauch**

L= 345  
Schlüsselweite 1 [mm]: 19  
Flanschlochdurchmesser [mm]: 10  
ohne Hohlsschraube

**MAZDA**

**24.5265-0347.3 331405**

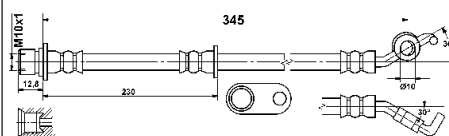



 **Bremsschlauch**

L= 345  
Flanschlochdurchmesser [mm]: 10  
ohne Hohlsschraube

**TOYOTA**

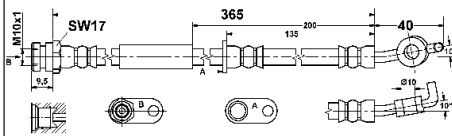

**24.5265-0348.3 331594**



 **Bremsschlauch**

L= 345  
Flanschlochdurchmesser [mm]: 10  
ohne Hohlsschraube

**TOYOTA**

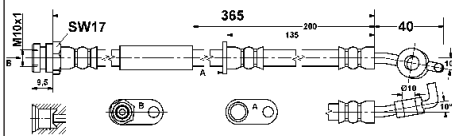

**24.5265-0365.3 331159**

**Bremsschlauch**

L= 365

Schlüsselweite 1 [mm]: 17

Flanschlochdurchmesser [mm]: 10

ohne Hohlschraube

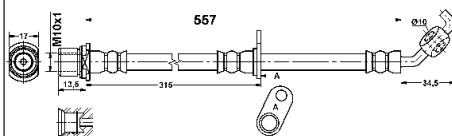

**MAZDA****24.5265-0366.3 331160**

**Bremsschlauch**

L= 365

Schlüsselweite 1 [mm]: 17

Flanschlochdurchmesser [mm]: 10

ohne Hohlschraube

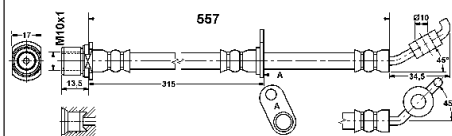

**MAZDA****24.5265-0557.3 330928**

**Bremsschlauch**

L= 557

Schlüsselweite 1 [mm]: 17

Flanschlochdurchmesser [mm]: 10

ohne Hohlschraube

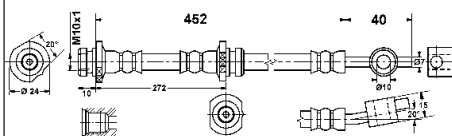

**TOYOTA****24.5265-0558.3 330929**

**Bremsschlauch**

L= 558

Schlüsselweite 1 [mm]: 17

Flanschlochdurchmesser [mm]: 10

ohne Hohlschraube

**TOYOTA****24.5266-0452.3 330930**

**Bremsschlauch**

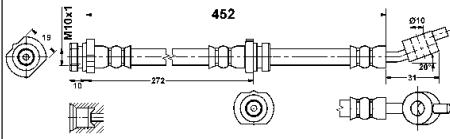

L= 452

Schlüsselweite 1 [mm]: 19

Flanschlochdurchmesser [mm]: 10

ohne Hohlschraube

**NISSAN**

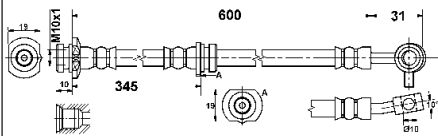

**24.5266-0453.3 330931**

**Bremsschlauch**

L= 452

Schlüsselweite 1 [mm]: 19

Flanschlochdurchmesser [mm]: 10

ohne Hohlsschraube

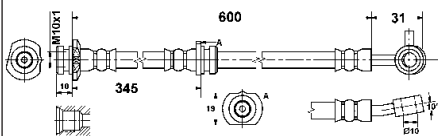

**NISSAN****24.5266-0600.3 331161**

**Bremsschlauch**

L= 600

Schlüsselweite 1 [mm]: 19

Flanschlochdurchmesser [mm]: 10

ohne Hohlsschraube

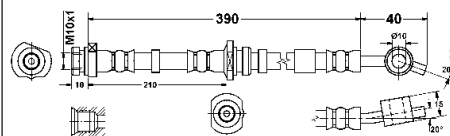

**NISSAN****24.5266-0601.3 331162**

**Bremsschlauch**

L= 600

Schlüsselweite 1 [mm]: 19

Flanschlochdurchmesser [mm]: 10

ohne Hohlsschraube

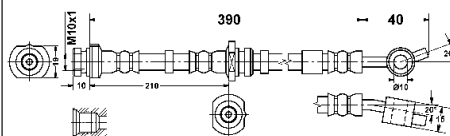

**NISSAN****24.5267-0390.3 330932**

**Bremsschlauch**

L= 390

Schlüsselweite 1 [mm]: 19

Flanschlochdurchmesser [mm]: 10

ohne Hohlsschraube

**NISSAN****24.5267-0391.3 330974**

**Bremsschlauch**

L= 390

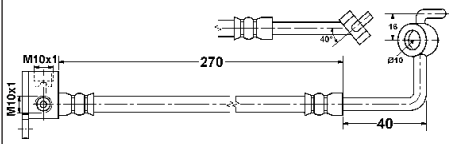
Schlüsselweite 1 [mm]: 19


Flanschlochdurchmesser [mm]: 10

ohne Hohlsschraube

**NISSAN**

24.5268-0270.3 331072



 **Bremsschlauch**

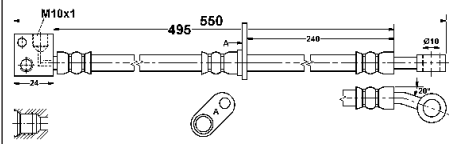
L= 270


Flanschlochdurchmesser [mm]: 10

mit Flansch / ohne Hohlschraube

**MAZDA**

24.5268-0495.3 330933



 **Bremsschlauch**

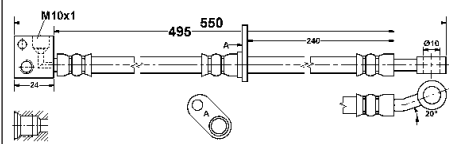
L= 495


Flanschlochdurchmesser [mm]: 10

mit Flansch / ohne Hohlschraube

**HONDA**

24.5268-0496.3 330934



 **Bremsschlauch**

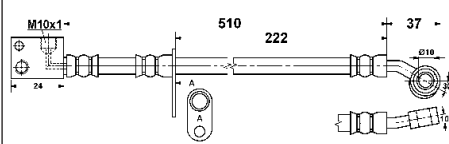
L= 495


Flanschlochdurchmesser [mm]: 10

mit Flansch / ohne Hohlschraube

**HONDA**

24.5268-0510.3 331143



 **Bremsschlauch**

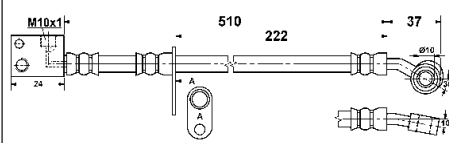
L= 510


Flanschlochdurchmesser [mm]: 10

mit Flansch / ohne Hohlschraube

**HONDA**

24.5268-0511.3 331144



 **Bremsschlauch**

L= 510

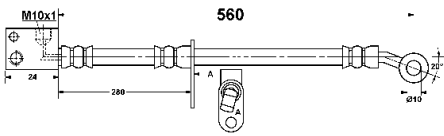
Flanschlochdurchmesser [mm]: 10

mit Flansch / ohne Hohlschraube

**HONDA**



**24.5268-0560.3 331345**

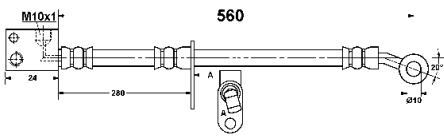



 **Bremsschlauch**

L= 560  
Flanschlochdurchmesser [mm]: 10  
mit Flansch / ohne Hohlschraube

**HONDA**

**24.5268-0561.3 331346**

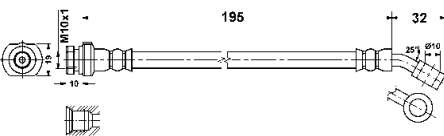



 **Bremsschlauch**

L= 560  
Flanschlochdurchmesser [mm]: 10  
mit Flansch / ohne Hohlschraube

**HONDA**

**24.5269-0195.3 330935**

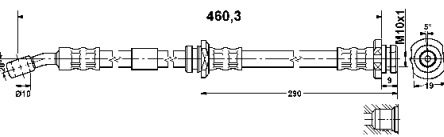



 **Bremsschlauch**

L= 195  
Schlüsselweite 1 [mm]: 19  
Flanschlochdurchmesser [mm]: 10  
ohne Hohlschraube

**NISSAN**

**24.5269-0460.3 331026**

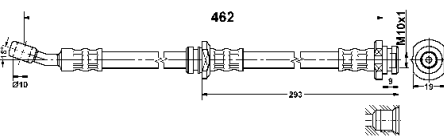



 **Bremsschlauch**

L= 460,3  
Flanschlochdurchmesser [mm]: 10  
ohne Hohlschraube

**NISSAN**

**24.5269-0462.3 331027**

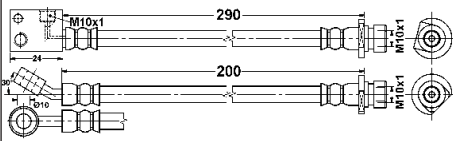



 **Bremsschlauch**

L= 462  
Flanschlochdurchmesser [mm]: 10  
ohne Hohlschraube

**NISSAN**

**24.5270-0200.3 331247**

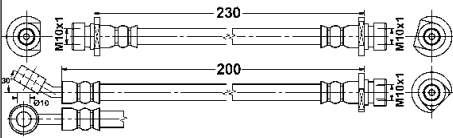



 **Bremsschlauch**

L= 200  
 Flanschlochdurchmesser [mm]: 10  
 L2= 290  
 ohne Hohlsschraube

**HONDA**

**24.5270-0201.3 331248**

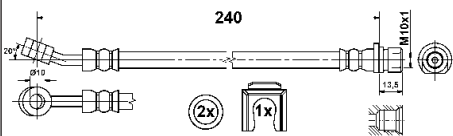



 **Bremsschlauch**

L= 200  
 Flanschlochdurchmesser [mm]: 10  
 L2= 230  
 ohne Hohlsschraube

**HONDA**

**24.5270-0236.3 331466**

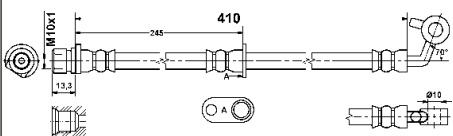



 **Bremsschlauch**

L= 240  
 + Zub  
 Flanschlochdurchmesser [mm]: 10  
 ohne Hohlsschraube

**HONDA**

**24.5270-0410.3 331181**

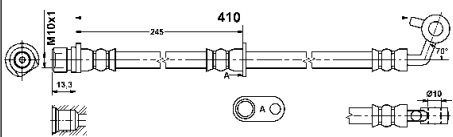


 **Bremsschlauch**

L= 410  
 Flanschlochdurchmesser [mm]: 10  
 ohne Hohlsschraube

**HONDA**

**24.5270-0411.3 331182**



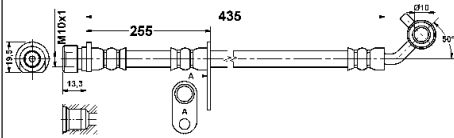
 **Bremsschlauch**


L= 410  
 Flanschlochdurchmesser [mm]: 10  
 ohne Hohlsschraube

**HONDA**



24.5270-0435.3 331134



 **Bremsschlauch**

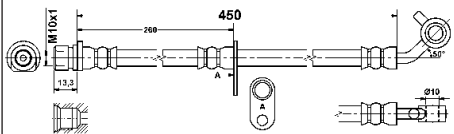
L= 435


Flanschlochdurchmesser [mm]: 10

ohne Hohlschraube

**HONDA**

24.5270-0450.3 331183



 **Bremsschlauch**

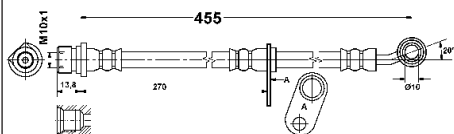
L= 450


Flanschlochdurchmesser [mm]: 10

ohne Hohlschraube

**HONDA**

24.5270-0456.3 330996



 **Bremsschlauch**

L= 455

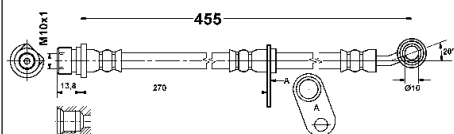
+ Halter

Flanschlochdurchmesser [mm]: 10

ohne Hohlschraube

**HONDA**

24.5270-0457.3 330997



 **Bremsschlauch**

L= 455

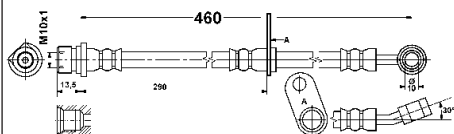
+ Halter


Flanschlochdurchmesser [mm]: 10

ohne Hohlschraube

**HONDA**

24.5270-0461.3 330998



 **Bremsschlauch**

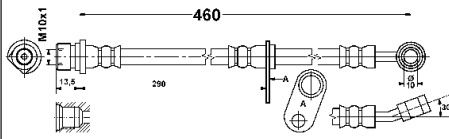
L= 460


Flanschlochdurchmesser [mm]: 10

ohne Hohlschraube

**HONDA**

**24.5270-0462.3 330999**

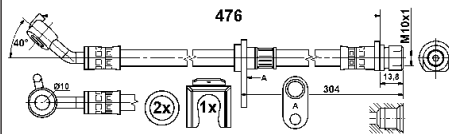



 **Bremsschlauch**

L= 460  
Flanschlochdurchmesser [mm]: 10  
ohne Hohlschraube

**HONDA**

**24.5270-0475.3 331467**

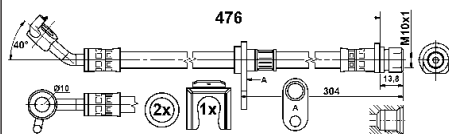



 **Bremsschlauch**

L= 476  
+ Zub  
Flanschlochdurchmesser [mm]: 10  
ohne Hohlschraube

**HONDA**

**24.5270-0476.3 331468**

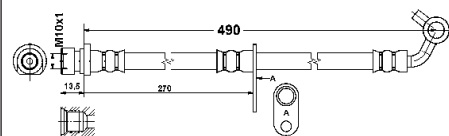



 **Bremsschlauch**

L= 476  
+ Zub  
Flanschlochdurchmesser [mm]: 10  
ohne Hohlschraube

**HONDA**

**24.5270-0490.3 331079**

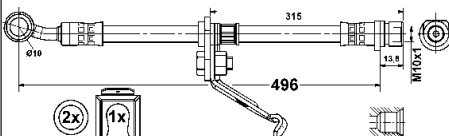



 **Bremsschlauch**

L= 490  
Flanschlochdurchmesser [mm]: 10  
ohne Hohlschraube

**HONDA**

**24.5270-0496.3 331469**



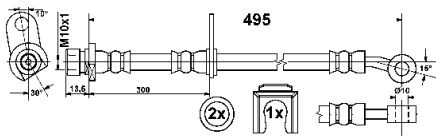

 **Bremsschlauch**

L= 496  
+ Zub  
Flanschlochdurchmesser [mm]: 10  
ohne Hohlschraube

**HONDA**





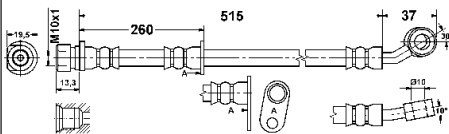

**24.5270-0497.3 331470**

**Bremsschlauch**

L= 495

+ Zub

Flanschlochdurchmesser [mm]: 10

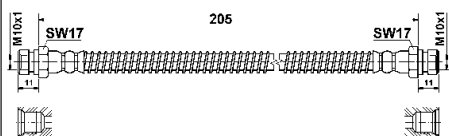

ohne Hohlsschraube

**HONDA****24.5270-0515.3 331145**

**Bremsschlauch**

L= 515

Flanschlochdurchmesser [mm]: 10

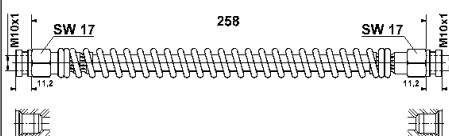

ohne Hohlsschraube

**HONDA****24.5272-0205.3 330975**

**Bremsschlauch**

L= 205

Schlüsselweite 1 [mm]: 17

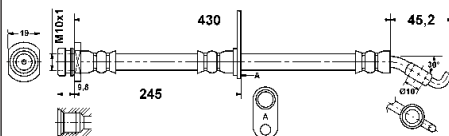

Innengewinde 1 [mm]: M10x1

**HYUNDAI****24.5272-0258.3 330939**

**Bremsschlauch**

L= 258

Schlüsselweite 1 [mm]: 17

Innengewinde 1 [mm]: M10x1

**HYUNDAI****24.5273-0375.3 331147**

**Bremsschlauch**

L= 375

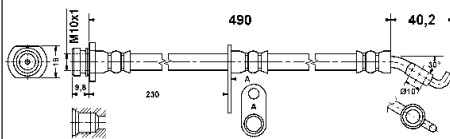
Schlüsselweite 1 [mm]: 19


Flanschlochdurchmesser [mm]: 10

ohne Hohlsschraube

**FIAT, SUZUKI**

**24.5273-0490.3 330940**

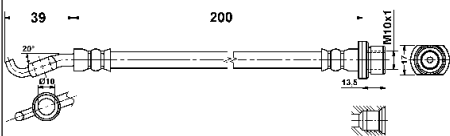



 **Bremsschlauch**

L= 490  
 Schlüsselweite 1 [mm]: 19  
 Flanschlochdurchmesser [mm]: 10  
 ohne Hohlsschraube

**SUZUKI**

**24.5275-0200.3 330942**

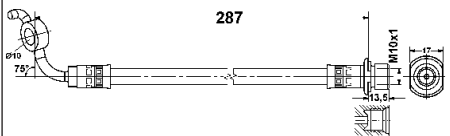


 **Bremsschlauch**

L= 200  
 Schlüsselweite 1 [mm]: 17  
 Flanschlochdurchmesser [mm]: 10  
 ohne Hohlsschraube

**TOYOTA**

**24.5275-0287.3 331481**

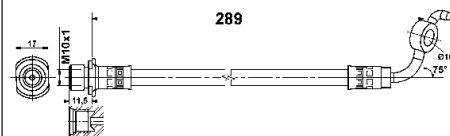


 **Bremsschlauch**

L= 287  
 Schlüsselweite 1 [mm]: 17  
 Flanschlochdurchmesser [mm]: 10  
 ohne Hohlsschraube

**TOYOTA**

**24.5275-0289.3 331505**

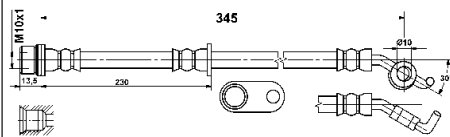



 **Bremsschlauch**

L= 289  
 Schlüsselweite 1 [mm]: 17  
 Flanschlochdurchmesser [mm]: 10  
 ohne Hohlsschraube

**TOYOTA**

**24.5275-0341.3 331382**

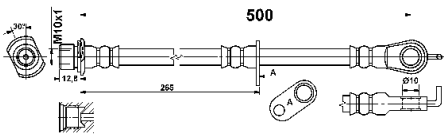



 **Bremsschlauch**

L= 345  
 Schlüsselweite 1 [mm]: 17  
 Flanschlochdurchmesser [mm]: 10  
 ohne Hohlsschraube

**TOYOTA**

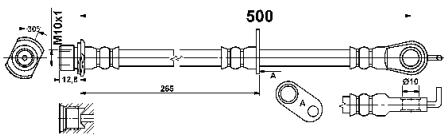



**24.5275-0500.3 331595**

**Bremsschlauch**

L= 500

Flanschlochdurchmesser [mm]: 10

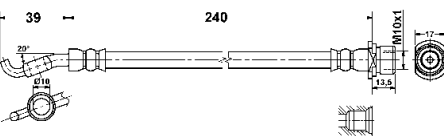

ohne Hohlsschraube

**TOYOTA****24.5275-0501.3 331596**

**Bremsschlauch**

L= 500

Flanschlochdurchmesser [mm]: 10

ohne Hohlsschraube

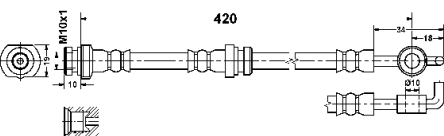

**TOYOTA****24.5276-0240.3 330943**

**Bremsschlauch**

L= 240

Schlüsselweite 1 [mm]: 17

Flanschlochdurchmesser [mm]: 10

ohne Hohlsschraube

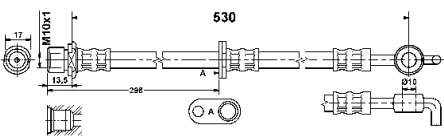

**TOYOTA****24.5277-0420.3 330944**

**Bremsschlauch**

L= 420

Schlüsselweite 1 [mm]: 19

Flanschlochdurchmesser [mm]: 10

ohne Hohlsschraube

**OPEL, VAUXHALL****24.5277-0530.3 331002**

**Bremsschlauch**

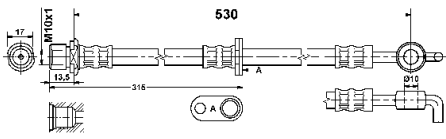
L= 530


Flanschlochdurchmesser [mm]: 10

ohne Hohlsschraube

**TOYOTA**

**24.5277-0531.3 331003**



 **Bremsschlauch**

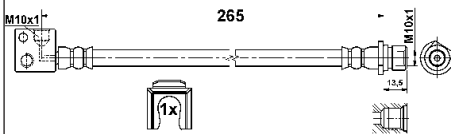
L= 530


Flanschlochdurchmesser [mm]: 10

ohne Hohlsschraube

**TOYOTA**

**24.5278-0254.3 331471**



 **Bremsschlauch**

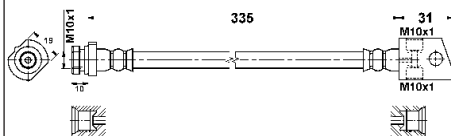
L= 265


+ Zub

mit Flansch

**HONDA**

**24.5278-0335.3 330945**



 **Bremsschlauch**

L= 335

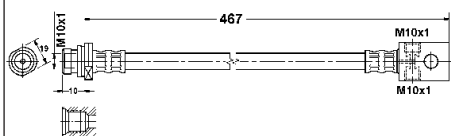
Schlüsselweite 1 [mm]: 19


mit Flansch

Innengewinde 1 [mm]: 2x M10x1

**OPEL, VAUXHALL**

**24.5278-0467.3 331073**



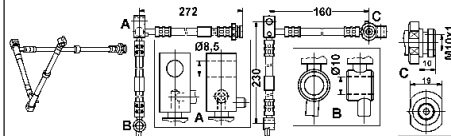
 **Bremsschlauch**


L= 467

mit Flansch

**NISSAN**

**24.5278-0652.3 331189**



 **Bremsschlauch**

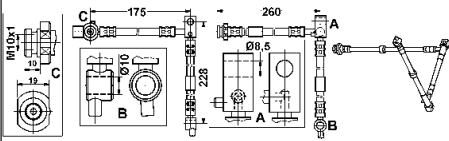
L= 652


Flanschlochdurchmesser [mm]: 10

ohne Hohlsschraube

**NISSAN**

24.5278-0661.3 331190



 **Bremsschlauch**

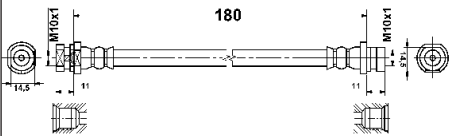
L= 661


Flanschlochdurchmesser [mm]: 10

ohne Hohlschraube

**NISSAN**

24.5279-0180.3 331465



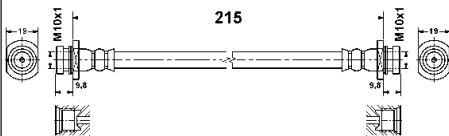
 **Bremsschlauch**


L= 180

Innengewinde 1 [mm]: M10x1

**RENAULT**

24.5279-0215.3 331513



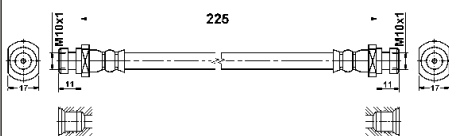
 **Bremsschlauch**


L= 215

Schlüsselweite 1 [mm]: 19

**CHEVROLET**

24.5279-0225.3 331163



 **Bremsschlauch**

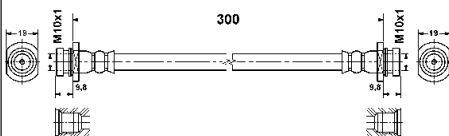
L= 225


Schlüsselweite 1 [mm]: 17

Innengewinde 1 [mm]: M10x1

**MITSUBISHI**

24.5279-0300.3 331135



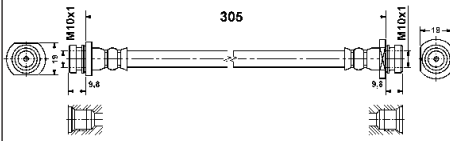
 **Bremsschlauch**


L= 300

Schlüsselweite 1 [mm]: 19

**FIAT, OPEL, SUZUKI, VAUXHALL**

**24.5279-0305.3 330946**

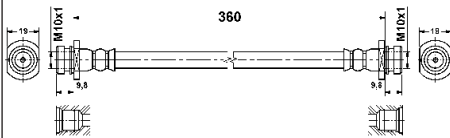



 **Bremsschlauch**

L= 305  
Schlüsselweite 1 [mm]: 19  
Innengewinde 1 [mm]: M10x1

**OPEL, SUZUKI, VAUXHALL**

**24.5279-0360.3 331045**

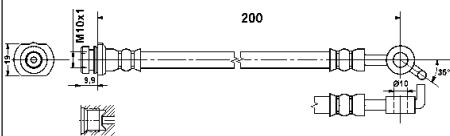



 **Bremsschlauch**

L= 360  
Schlüsselweite 1 [mm]: 19  
Innengewinde 1 [mm]: M10x1

**SUZUKI**

**24.5281-0198.3 331551**

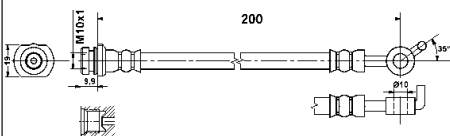


 **Bremsschlauch**

L= 200  
L= 210  
Flanschlochdurchmesser [mm]: 10  
ohne Hohlschraube

**NISSAN**

**24.5281-0199.3 331552**

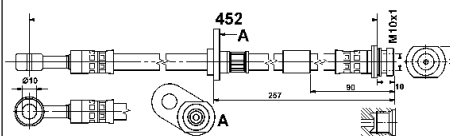



 **Bremsschlauch**

L= 200  
L= 210  
Flanschlochdurchmesser [mm]: 10  
ohne Hohlschraube

**NISSAN**

**24.5281-0452.3 331436**



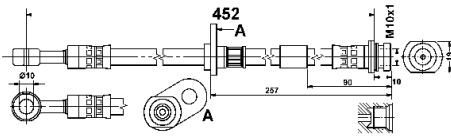
 **Bremsschlauch**


L= 452  
Schlüsselweite 1 [mm]: 19  
Flanschlochdurchmesser [mm]: 10  
ohne Hohlschraube

**SUZUKI**



**24.5281-0453.3 331437**

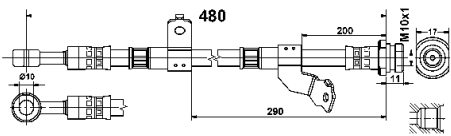



 **Bremsschlauch**

L= 452  
Schlüsselweite 1 [mm]: 19  
Flanschlochdurchmesser [mm]: 10  
ohne Hohlsschraube

**SUZUKI**

**24.5281-0469.3 331455**

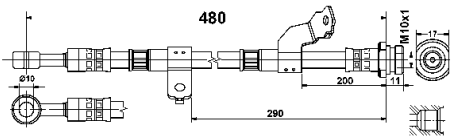



 **Bremsschlauch**

L= 469  
Schlüsselweite 1 [mm]: 17  
Flanschlochdurchmesser [mm]: 10  
ohne Hohlsschraube

**KIA**

**24.5281-0470.3 331456**

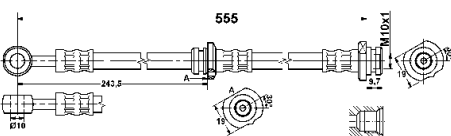



 **Bremsschlauch**

L= 469  
Schlüsselweite 1 [mm]: 17  
Flanschlochdurchmesser [mm]: 10  
ohne Hohlsschraube

**KIA**

**24.5281-0553.3 331004**

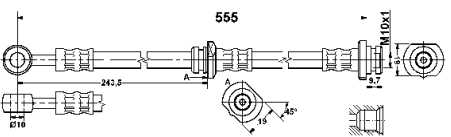



 **Bremsschlauch**

L= 555  
Flanschlochdurchmesser [mm]: 10  
ohne Hohlsschraube

**NISSAN**

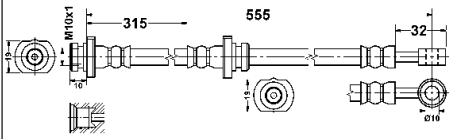

**24.5281-0554.3 331005**



 **Bremsschlauch**

L= 555  
Flanschlochdurchmesser [mm]: 10  
ohne Hohlsschraube

**NISSAN**

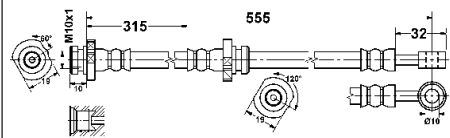

**24.5281-0556.3 330955**

**Bremsschlauch**

L= 555

Schlüsselweite 1 [mm]: 19

Flanschlochdurchmesser [mm]: 10

ohne Hohlsschraube

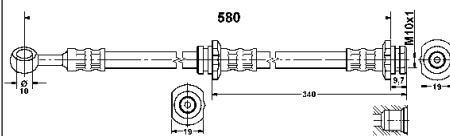

**NISSAN****24.5281-0557.3 330956**

**Bremsschlauch**

L= 555

Schlüsselweite 1 [mm]: 19

Flanschlochdurchmesser [mm]: 10

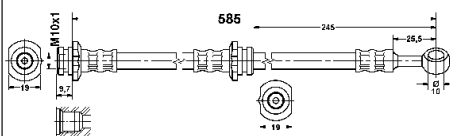

ohne Hohlsschraube

**NISSAN****24.5281-0580.3 331006**

**Bremsschlauch**

L= 580

Flanschlochdurchmesser [mm]: 10

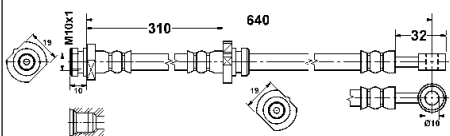

ohne Hohlsschraube

**NISSAN****24.5281-0585.3 331007**

**Bremsschlauch**

L= 585

Flanschlochdurchmesser [mm]: 10

ohne Hohlsschraube

**NISSAN****24.5281-0640.3 330968**

**Bremsschlauch**

L= 640

Schlüsselweite 1 [mm]: 19

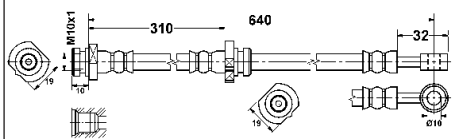
Flanschlochdurchmesser [mm]: 10

ohne Hohlsschraube

**NISSAN**



24.5281-0641.3 330969

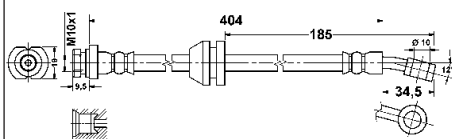


 **Bremsschlauch**

L= 640  
Schlüsselweite 1 [mm]: 19  
Flanschlochdurchmesser [mm]: 10  
ohne Hohlsschraube

**NISSAN**

24.5283-0403.3 331136

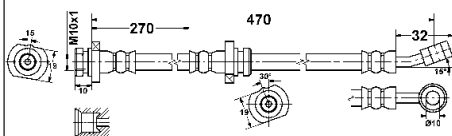


 **Bremsschlauch**

L= 404  
Schlüsselweite 1 [mm]: 19  
Flanschlochdurchmesser [mm]: 10  
ohne Hohlsschraube

**CHEVROLET, DAEWOO**

24.5283-0470.3 330959

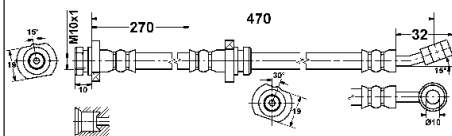


 **Bremsschlauch**

L= 470  
Schlüsselweite 1 [mm]: 19  
Flanschlochdurchmesser [mm]: 10  
ohne Hohlsschraube

**NISSAN**

24.5283-0471.3 330960

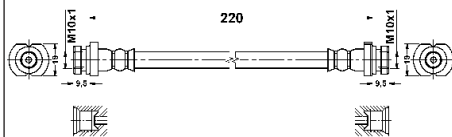



 **Bremsschlauch**

L= 470  
Schlüsselweite 1 [mm]: 19  
Flanschlochdurchmesser [mm]: 10  
ohne Hohlsschraube

**NISSAN**

24.5284-0220.3 330970

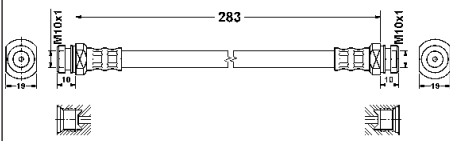



 **Bremsschlauch**

L= 220  
Schlüsselweite 1 [mm]: 19  
Innengewinde 1 [mm]: M10x1

**CHEVROLET, DAEWOO**

**24.5284-0283.3 331080**



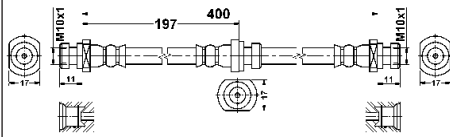
 **Bremsschlauch**

L= 283

Schlüsselweite 1 [mm]: 19

**SUBARU, SUZUKI**

**24.5284-0400.3 331060**



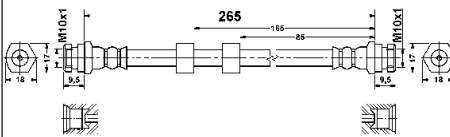
 **Bremsschlauch**

L= 400

Innengewinde 1 [mm]: M10x1

**MITSUBISHI**

**24.5285-0265.3 331184**



 **Bremsschlauch**

L= 265

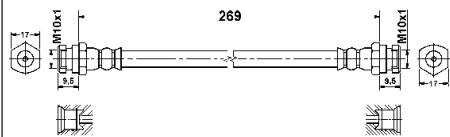
Schlüsselweite 1 [mm]: 17

Flanschlochdurchmesser [mm]: 10

ohne Hohlschraube

**MAZDA**

**24.5285-0269.3 331137**



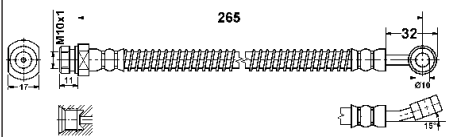
 **Bremsschlauch**


L= 269

Schlüsselweite 1 [mm]: 17

**MAZDA**

**24.5286-0265.3 331046**



 **Bremsschlauch**

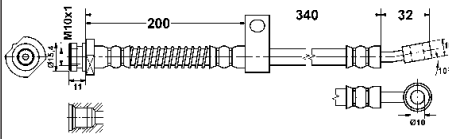
L= 265


Flanschlochdurchmesser [mm]: 10

ohne Hohlschraube

**HYUNDAI, KIA**

**24.5286-0340.3 330977**



 **Bremsschlauch**

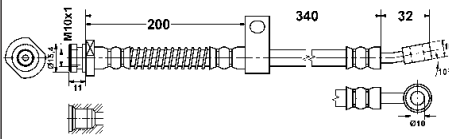
L= 340

Flanschlochdurchmesser [mm]: 10

ohne Hohlschraube

**HYUNDAI**

**24.5286-0341.3 330989**



 **Bremsschlauch**

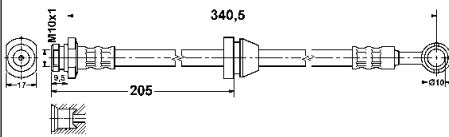
L= 340


Flanschlochdurchmesser [mm]: 10

ohne Hohlschraube

**HYUNDAI**

**24.5286-0342.3 331138**



 **Bremsschlauch**

L= 341

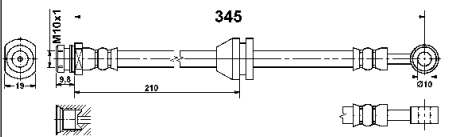
Schlüsselweite 1 [mm]: 17


Flanschlochdurchmesser [mm]: 10

ohne Hohlschraube

**CHEVROLET, DAEWOO**

**24.5286-0345.3 331514**



 **Bremsschlauch**

L= 345

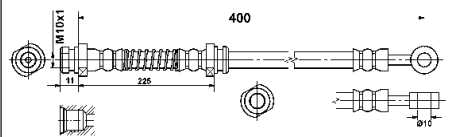
Schlüsselweite 1 [mm]: 19


Flanschlochdurchmesser [mm]: 10

ohne Hohlschraube

**CHEVROLET**

**24.5286-0400.3 331375**



 **Bremsschlauch**

L= 400

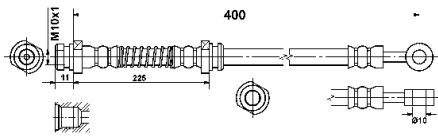
Schlüsselweite 1 [mm]: 17


Flanschlochdurchmesser [mm]: 10

ohne Hohlschraube

**HYUNDAI**

**24.5286-0401.3 331376**

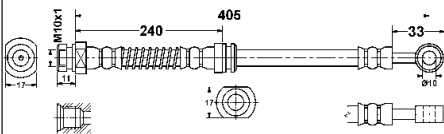



 **Bremsschlauch**

L= 400  
 Schlüsselweite 1 [mm]: 17  
 Flanschlochdurchmesser [mm]: 10  
 ohne Hohlsschraube

**HYUNDAI**

**24.5286-0405.3 331061**

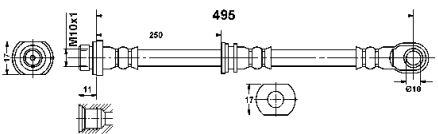



 **Bremsschlauch**

L= 405  
 Schlüsselweite 1 [mm]: 17  
 Flanschlochdurchmesser [mm]: 10  
 ohne Hohlsschraube

**HYUNDAI, KIA**

**24.5286-0485.3 331172**

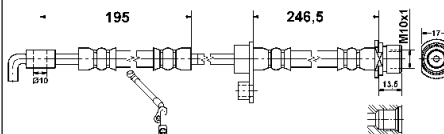


 **Bremsschlauch**

L= 495  
 Schlüsselweite 1 [mm]: 17  
 Flanschlochdurchmesser [mm]: 10  
 ohne Hohlsschraube

**MITSUBISHI**

**24.5286-0488.3 331221**

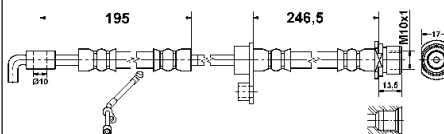



 **Bremsschlauch**

L= 488  
 Schlüsselweite 1 [mm]: 17  
 Flanschlochdurchmesser [mm]: 10  
 ohne Hohlsschraube

**DAIHATSU, TOYOTA**

**24.5286-0489.3 331222**

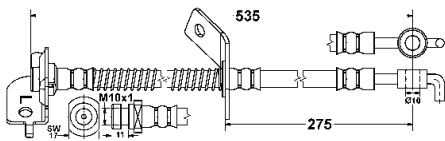



 **Bremsschlauch**

L= 488  
 Schlüsselweite 1 [mm]: 17  
 Flanschlochdurchmesser [mm]: 10  
 ohne Hohlsschraube

**DAIHATSU, TOYOTA**



**24.5286-0524.3 331223**

 **Bremsschlauch**

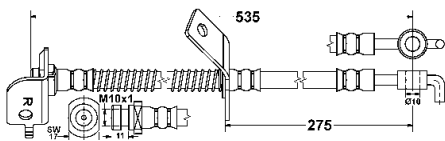
L= 535


Schlüsselweite 1 [mm]: 17

Flanschlochdurchmesser [mm]: 10

ohne Hohlsschraube

**HYUNDAI, KIA**

**24.5286-0525.3 331224**

 **Bremsschlauch**

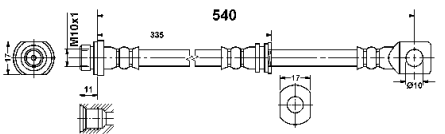
L= 535


Schlüsselweite 1 [mm]: 17

Flanschlochdurchmesser [mm]: 10

ohne Hohlsschraube

**HYUNDAI, KIA**

**24.5286-0540.3 331249**

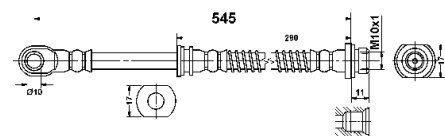
 **Bremsschlauch**


L= 540

Flanschlochdurchmesser [mm]: 10

ohne Hohlsschraube

**MITSUBISHI**

**24.5286-0545.3 331250**

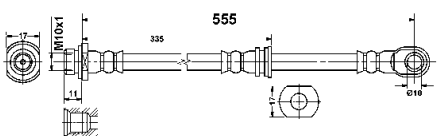
 **Bremsschlauch**


L= 545

Flanschlochdurchmesser [mm]: 10

ohne Hohlsschraube

**MITSUBISHI**

**24.5286-0556.3 331251**

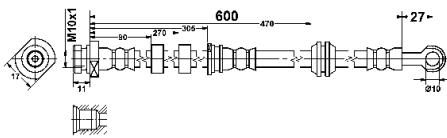

 **Bremsschlauch**

L= 555

Flanschlochdurchmesser [mm]: 10

ohne Hohlsschraube

**MITSUBISHI**

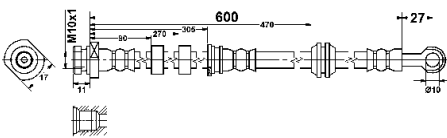

**24.5286-0600.3 331173**

**Bremsschlauch**

L= 600

Schlüsselweite 1 [mm]: 17

Flanschlochdurchmesser [mm]: 10

ohne Hohlsschraube

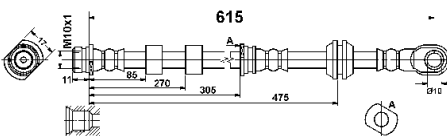

**CITROËN, MITSUBISHI, PEUGEOT****24.5286-0601.3 331174**

**Bremsschlauch**

L= 600

Schlüsselweite 1 [mm]: 17

Flanschlochdurchmesser [mm]: 10

ohne Hohlsschraube

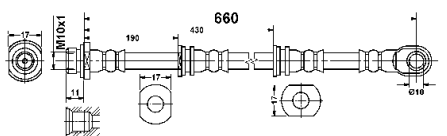

**CITROËN, MITSUBISHI, PEUGEOT****24.5286-0615.3 331493**

**Bremsschlauch**

L= 615

Schlüsselweite 1 [mm]: 17

Flanschlochdurchmesser [mm]: 10

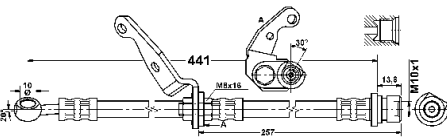

ohne Hohlsschraube

**MITSUBISHI****24.5286-0660.3 331252**

**Bremsschlauch**

L= 660

Flanschlochdurchmesser [mm]: 10

ohne Hohlsschraube

**MITSUBISHI****24.5287-0441.3 331008**

**Bremsschlauch**

L= 441

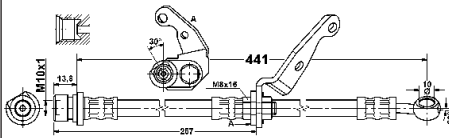
+ Halter


Flanschlochdurchmesser [mm]: 10

ohne Hohlsschraube

**HONDA**

**24.5287-0442.3 331009**

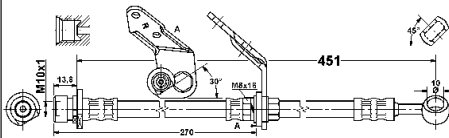



 **Bremsschlauch**

L= 441  
 + Halter  
 Flanschlochdurchmesser [mm]: 10  
 ohne Hohlsschraube

**HONDA**

**24.5287-0451.3 331010**

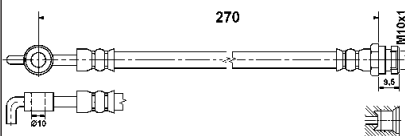



 **Bremsschlauch**

L= 451  
 + Halter  
 Flanschlochdurchmesser [mm]: 10  
 ohne Hohlsschraube

**HONDA**

**24.5288-0270.3 331227**

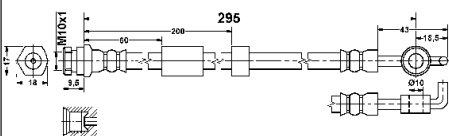



 **Bremsschlauch**

L= 270  
 Schlüsselweite 1 [mm]: 17  
 Flanschlochdurchmesser [mm]: 10  
 ohne Hohlsschraube

**MAZDA**

**24.5288-0295.3 331185**

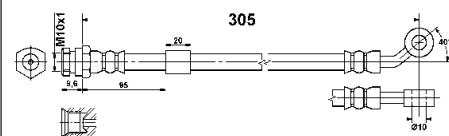



 **Bremsschlauch**

L= 295  
 Schlüsselweite 1 [mm]: 17  
 Flanschlochdurchmesser [mm]: 10  
 ohne Hohlsschraube

**MAZDA**

**24.5288-0305.3 331597**

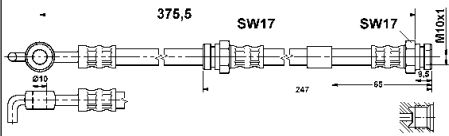



 **Bremsschlauch**

L= 305  
 Flanschlochdurchmesser [mm]: 10  
 ohne Hohlsschraube

**MAZDA**

24.5288-0375.3 331012

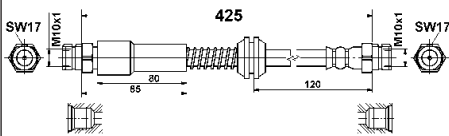


 **Bremsschlauch**

L= 375,5  
Flanschlochdurchmesser [mm]: 10  
ohne Hohlsschraube

**MAZDA**

24.5289-0425.3 331388

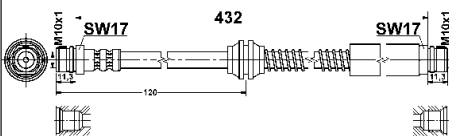


 **Bremsschlauch**

L= 425  
Schlüsselweite 1 [mm]: 17  
Innengewinde 1 [mm]: M10x1

**VW**

24.5289-0432.3 331377

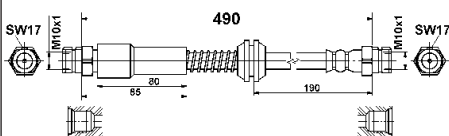


 **Bremsschlauch**

L= 432  
Schlüsselweite 1 [mm]: 17

**VW**

24.5289-0490.3 331389

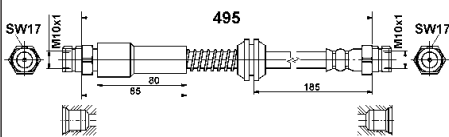



 **Bremsschlauch**

L= 490  
Schlüsselweite 1 [mm]: 17  
Innengewinde 1 [mm]: M10x1

**VW**

24.5289-0495.3 331457



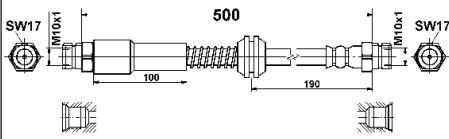
 **Bremsschlauch**

L= 495  
Schlüsselweite 1 [mm]: 17  
Innengewinde 1 [mm]: M10x1

**VW**



**24.5289-0500.3 331579**

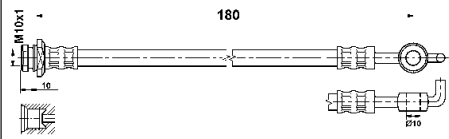


 **Bremsschlauch**

L= 500  
 Schlüsselweite 1 [mm]: 17  
 Innengewinde 1 [mm]: M10x1

**VW**

**24.5290-0180.3 331028**

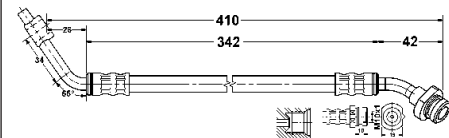



 **Bremsschlauch**

L= 180  
 Flanschlochdurchmesser [mm]: 10  
 ohne Hohlschraube

**OPEL, VAUXHALL**

**24.5290-0410.3 331081**

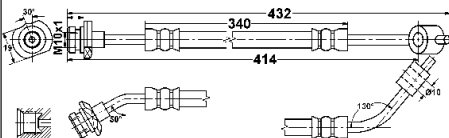


 **Bremsschlauch**

L= 410  
 Schlüsselweite 1 [mm]: 19  
 Flanschlochdurchmesser [mm]: 10  
 ohne Hohlschraube

**NISSAN**

**24.5290-0414.3 331175**

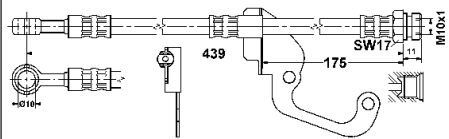



 **Bremsschlauch**

L= 414  
 Schlüsselweite 1 [mm]: 19  
 Flanschlochdurchmesser [mm]: 10  
 ohne Hohlschraube

**NISSAN**

**24.5290-0439.3 331176**

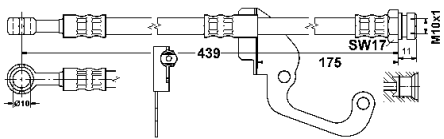



 **Bremsschlauch**

L= 439  
 Schlüsselweite 1 [mm]: 17  
 Flanschlochdurchmesser [mm]: 10  
 ohne Hohlschraube

**HYUNDAI**

**24.5290-0440.3 331177**

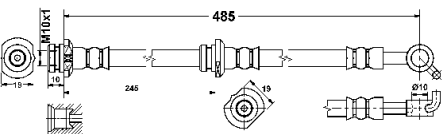



 **Bremsschlauch**

L= 439  
 Schlüsselweite 1 [mm]: 17  
 Flanschlochdurchmesser [mm]: 10  
 ohne Hohlschraube

**HYUNDAI**

**24.5290-0485.3 331082**

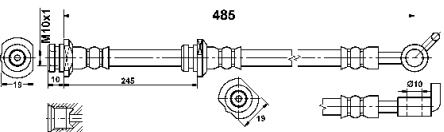



 **Bremsschlauch**

L= 485  
 Schlüsselweite 1 [mm]: 19  
 Flanschlochdurchmesser [mm]: 10  
 ohne Hohlschraube

**NISSAN**

**24.5290-0486.3 331178**

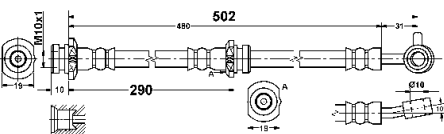



 **Bremsschlauch**

L= 485  
 Schlüsselweite 1 [mm]: 19  
 Flanschlochdurchmesser [mm]: 10  
 ohne Hohlschraube

**NISSAN**

**24.5290-0502.3 331164**

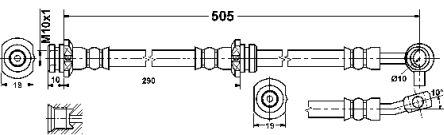



 **Bremsschlauch**

L= 502  
 Schlüsselweite 1 [mm]: 19  
 Flanschlochdurchmesser [mm]: 10  
 ohne Hohlschraube

**NISSAN**

**24.5290-0505.3 331083**



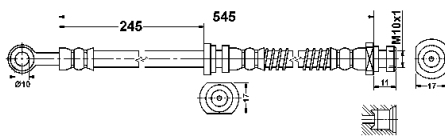
 **Bremsschlauch**


L= 505  
 Schlüsselweite 1 [mm]: 19  
 Flanschlochdurchmesser [mm]: 10  
 ohne Hohlschraube

**NISSAN**



**24.5290-0545.3 331063**

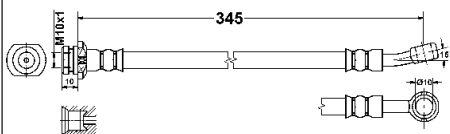



 **Bremsschlauch**

L= 545  
 Schlüsselweite 1 [mm]: 17  
 Flanschlochdurchmesser [mm]: 10  
 ohne Hohlschraube

**MITSUBISHI**

**24.5291-0345.3 331165**

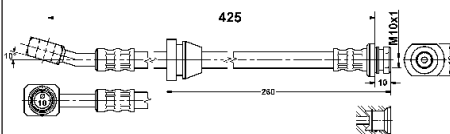



 **Bremsschlauch**

L= 345  
 Schlüsselweite 1 [mm]: 19  
 Flanschlochdurchmesser [mm]: 10  
 ohne Hohlschraube

**SUZUKI**

**24.5291-0425.3 331029**

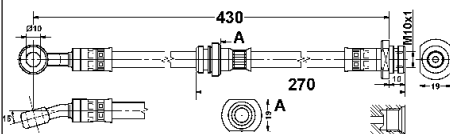



 **Bremsschlauch**

L= 425  
 Flanschlochdurchmesser [mm]: 10  
 ohne Hohlschraube

**CHEVROLET, DAEWOO**

**24.5291-0430.3 331084**

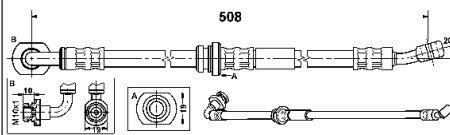



 **Bremsschlauch**

L= 430  
 Schlüsselweite 1 [mm]: 19  
 Flanschlochdurchmesser [mm]: 10  
 ohne Hohlschraube

**OPEL, SUBARU, SUZUKI, VAUXHALL**

**24.5291-0508.3 331085**

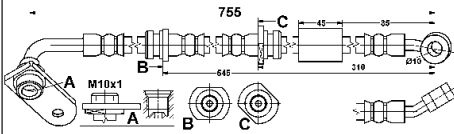



 **Bremsschlauch**

L= 508  
 Schlüsselweite 1 [mm]: 19  
 Flanschlochdurchmesser [mm]: 10  
 ohne Hohlschraube

**SUZUKI**

**24.5291-0755.3 331195**



 **Bremsschlauch**

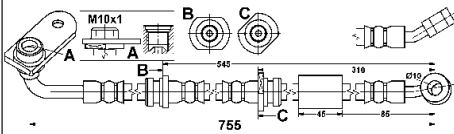
L= 755


Flanschlochdurchmesser [mm]: 10

ohne Hohlschraube

**SUZUKI**

**24.5291-0756.3 331196**



 **Bremsschlauch**

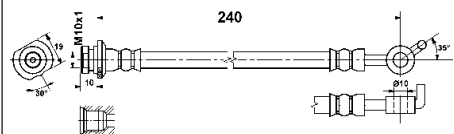
L= 755


Flanschlochdurchmesser [mm]: 10

ohne Hohlschraube

**SUZUKI**

**24.5292-0240.3 331225**



 **Bremsschlauch**

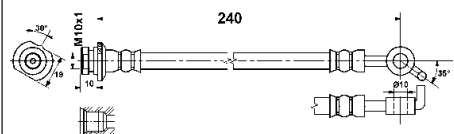
L= 240


Flanschlochdurchmesser [mm]: 10

ohne Hohlschraube

**NISSAN**

**24.5292-0241.3 331226**



 **Bremsschlauch**

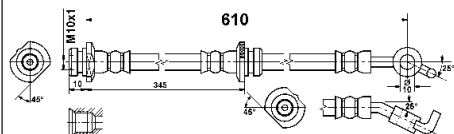
L= 240


Flanschlochdurchmesser [mm]: 10

ohne Hohlschraube

**NISSAN**

**24.5292-0605.3 331030**



 **Bremsschlauch**

L= 610

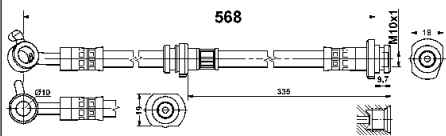
Flanschlochdurchmesser [mm]: 10

ohne Hohlschraube

**NISSAN**



24.5293-0567.3 331438

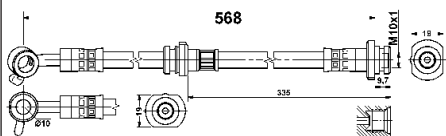



 **Bremsschlauch**

L= 568  
Schlüsselweite 1 [mm]: 19  
Flanschlochdurchmesser [mm]: 10  
ohne Hohlsschraube

**NISSAN**

24.5293-0568.3 331439

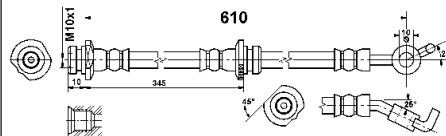



 **Bremsschlauch**

L= 568  
Schlüsselweite 1 [mm]: 19  
Flanschlochdurchmesser [mm]: 10  
ohne Hohlsschraube

**NISSAN**

24.5293-0605.3 331031

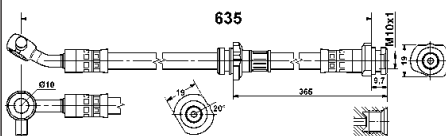



 **Bremsschlauch**

L= 610  
Flanschlochdurchmesser [mm]: 10  
ohne Hohlsschraube

**NISSAN**

24.5293-0635.3 331440

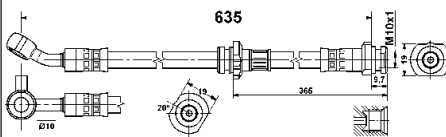


 **Bremsschlauch**

L= 635  
Schlüsselweite 1 [mm]: 19  
Flanschlochdurchmesser [mm]: 10  
ohne Hohlsschraube

**NISSAN**

24.5293-0636.3 331441

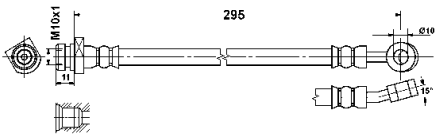



 **Bremsschlauch**

L= 635  
Schlüsselweite 1 [mm]: 19  
Flanschlochdurchmesser [mm]: 10  
ohne Hohlsschraube

**NISSAN**

**24.5294-0293.3 331515**



 **Bremsschlauch**

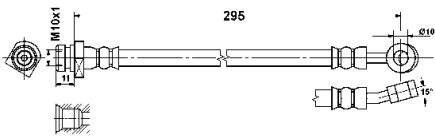
L= 295


Flanschlochdurchmesser [mm]: 10

ohne Hohlschraube

**HYUNDAI**

**24.5294-0294.3 331516**



 **Bremsschlauch**

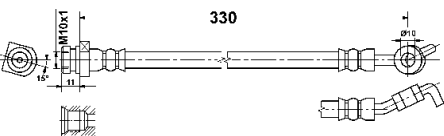
L= 295


Flanschlochdurchmesser [mm]: 10

ohne Hohlschraube

**HYUNDAI**

**24.5294-0330.3 331580**



 **Bremsschlauch**

L= 330


Flanschlochdurchmesser [mm]: 10

ohne Hohlschraube

**HYUNDAI, KIA**

**24.5294-0331.3 331581**



 **Bremsschlauch**

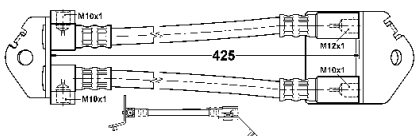
L= 330


Flanschlochdurchmesser [mm]: 10

ohne Hohlschraube

**HYUNDAI, KIA**

**24.5294-0463.3 331032**



 **Bremsschlauch**

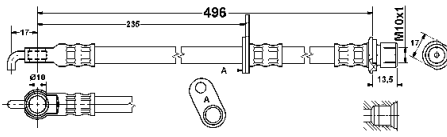
L= 463


mit Flansch

**FORD**



**24.5295-0496.3 331033**



 **Bremsschlauch**

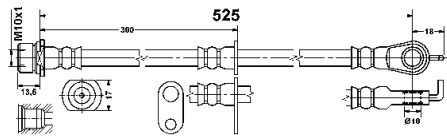
L= 496


Flanschlochdurchmesser [mm]: 10

ohne Hohlschraube

**CITROËN, PEUGEOT, TOYOTA**

**24.5295-0525.3 331353**



 **Bremsschlauch**

L= 525

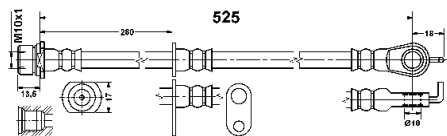
Schlüsselweite 1 [mm]: 17


Flanschlochdurchmesser [mm]: 10

ohne Hohlschraube

**TOYOTA**

**24.5295-0526.3 331354**



 **Bremsschlauch**

L= 525

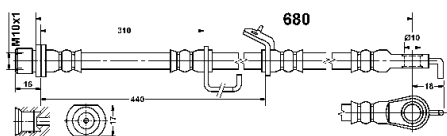
Schlüsselweite 1 [mm]: 17


Flanschlochdurchmesser [mm]: 10

ohne Hohlschraube

**TOYOTA**

**24.5295-0680.3 331355**



 **Bremsschlauch**

L= 680

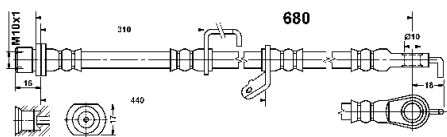
Schlüsselweite 1 [mm]: 17


Flanschlochdurchmesser [mm]: 10

ohne Hohlschraube

**TOYOTA**

**24.5295-0681.3 331356**



 **Bremsschlauch**

L= 680

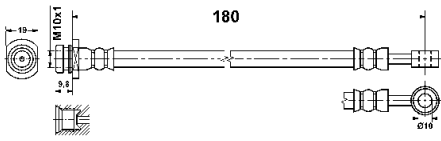
Schlüsselweite 1 [mm]: 17


Flanschlochdurchmesser [mm]: 10

ohne Hohlschraube

**TOYOTA**

**24.5296-0180.3 331575**

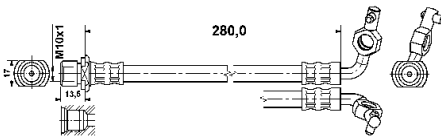



 **Bremsschlauch**

L= 180  
Schlüsselweite 1 [mm]: 19  
Flanschlochdurchmesser [mm]: 10  
ohne Hohlsschraube

**SUZUKI**

**24.5296-0280.3 331034**

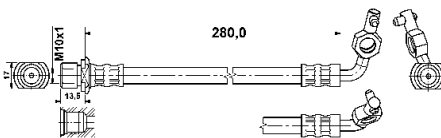



 **Bremsschlauch**

L= 280,5  
Flanschlochdurchmesser [mm]: 10  
ohne Hohlsschraube

**TOYOTA**

**24.5296-0281.3 331035**

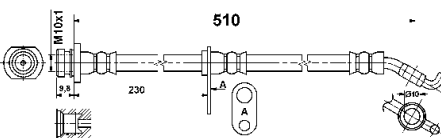



 **Bremsschlauch**

L= 280,5  
Flanschlochdurchmesser [mm]: 10  
ohne Hohlsschraube

**TOYOTA**

**24.5296-0510.3 331582**

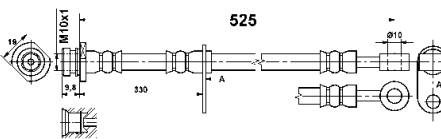



 **Bremsschlauch**

L= 510  
Flanschlochdurchmesser [mm]: 10  
ohne Hohlsschraube

**OPEL, VAUXHALL**

**24.5296-0525.3 331583**



 **Bremsschlauch**

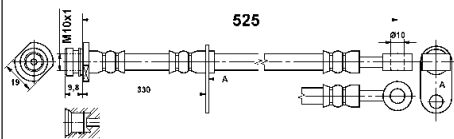
L= 525  
Flanschlochdurchmesser [mm]: 10  
ohne Hohlsschraube


**SUZUKI**





**24.5296-0526.3 331584**



 **Bremsschlauch**

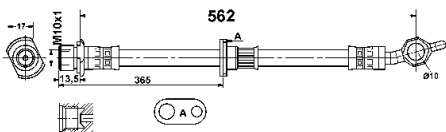
L= 525

Flanschlochdurchmesser [mm]: 10

ohne Hohlsschraube

**SUZUKI**

**24.5296-0562.3 331482**



 **Bremsschlauch**

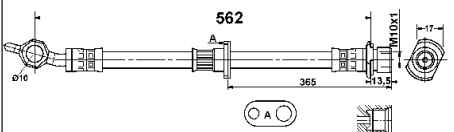
L= 562


Flanschlochdurchmesser [mm]: 10

ohne Hohlsschraube

**LEXUS, TOYOTA**

**24.5296-0563.3 331483**



 **Bremsschlauch**

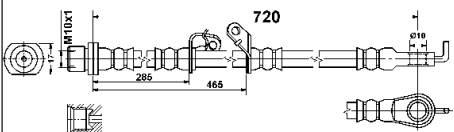
L= 562


Flanschlochdurchmesser [mm]: 10

ohne Hohlsschraube

**LEXUS, TOYOTA**

**24.5296-0720.3 331494**



 **Bremsschlauch**

L= 720

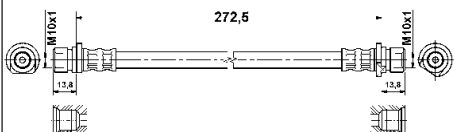
Schlüsselweite 1 [mm]: 17


Flanschlochdurchmesser [mm]: 10

ohne Hohlsschraube

**TOYOTA**

**24.5297-0272.3 331036**



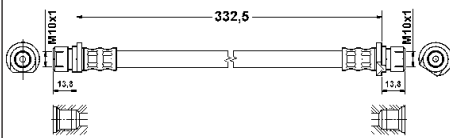
 **Bremsschlauch**


L= 272,5

Innengewinde 1 [mm]: M10x1

**HONDA**

**24.5297-0332.3 331037**

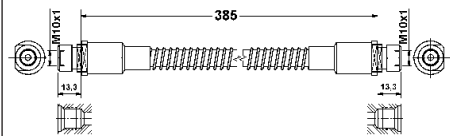



 **Bremsschlauch**

L= 332,5  
Innengewinde 1 [mm]: M10x1

**HONDA**

**24.5297-0385.3 331047**

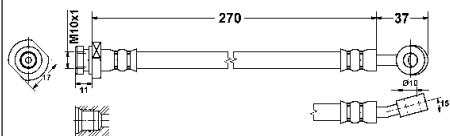



 **Bremsschlauch**

L= 385  
Innengewinde 1 [mm]: M10x1

**LAND ROVER**

**24.5298-0270.3 331086**

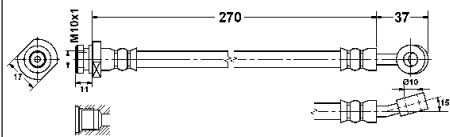


 **Bremsschlauch**

L= 270  
Schlüsselweite 1 [mm]: 17  
Flanschlochdurchmesser [mm]: 10  
ohne Hohlschraube

**KIA**

**24.5298-0271.3 331087**

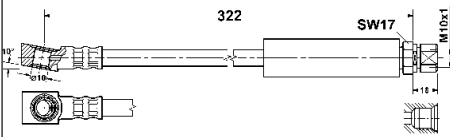



 **Bremsschlauch**

L= 270  
Schlüsselweite 1 [mm]: 17  
Flanschlochdurchmesser [mm]: 10  
ohne Hohlschraube

**KIA**

**24.5298-0322.3 331314**

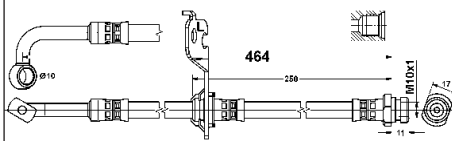



 **Bremsschlauch**

L= 322  
Schlüsselweite 1 [mm]: 17  
Flanschlochdurchmesser [mm]: 10  
ohne Hohlschraube

**OPEL, SAAB, VAUXHALL**



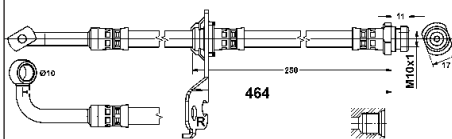

**24.5298-0464.3 331358**

**Bremsschlauch**

L= 464

Schlüsselweite 1 [mm]: 17

Flanschlochdurchmesser [mm]: 10

ohne Hohlsschraube

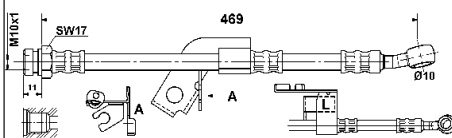
**KIA****24.5298-0465.3 331359**

**Bremsschlauch**

L= 464

Schlüsselweite 1 [mm]: 17

Flanschlochdurchmesser [mm]: 10

ohne Hohlsschraube

**KIA****24.5298-0469.3 331191**

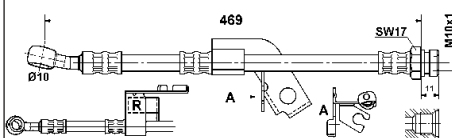

**Bremsschlauch**

L= 469

Schlüsselweite 1 [mm]: 17

Flanschlochdurchmesser [mm]: 10

ohne Hohlsschraube

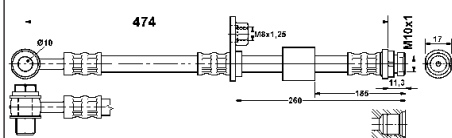

**HYUNDAI****24.5298-0470.3 331192**

**Bremsschlauch**

L= 469

Schlüsselweite 1 [mm]: 17

Flanschlochdurchmesser [mm]: 10

ohne Hohlsschraube

**HYUNDAI****24.5298-0475.3 331255**

**Bremsschlauch**

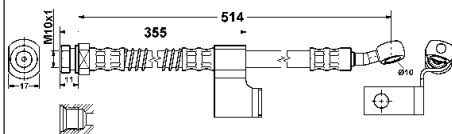
L= 474


Flanschlochdurchmesser [mm]: 10

mit Hohlsschraube

**MITSUBISHI, SMART**

**24.5298-0514.3 331088**



 **Bremsschlauch**

L= 514

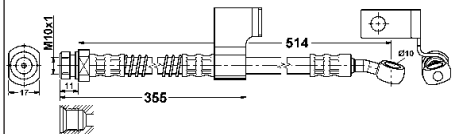
Schlüsselweite 1 [mm]: 17


Flanschlochdurchmesser [mm]: 10

ohne Hohlsschraube

**HYUNDAI**

**24.5298-0515.3 331166**



 **Bremsschlauch**

L= 514

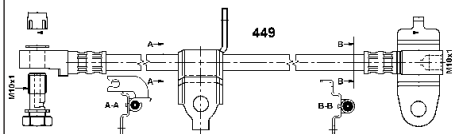
Schlüsselweite 1 [mm]: 17


Flanschlochdurchmesser [mm]: 10

ohne Hohlsschraube

**HYUNDAI**

**24.5299-0449.3 331039**



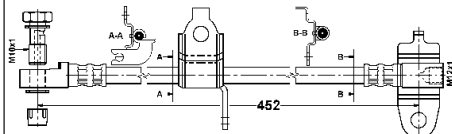
 **Bremsschlauch**


L= 449

mit Hohlsschraube

**FORD**

**24.5299-0452.3 331040**



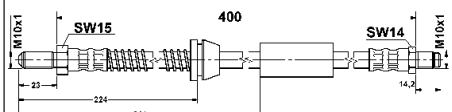
 **Bremsschlauch**


L= 452

mit Hohlsschraube

**FORD**

**24.5303-0400.3 330404**



 **Bremsschlauch**

L= 400

Schlüsselweite 1 [mm]: 14

Schlüsselweite 2 [mm]: 15

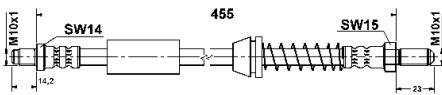
Außengewinde 1 [mm]: M10x1


Außengewinde 2 [mm]: M10x1

**FORD**



**24.5303-0455.3 330588**

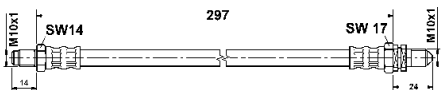



 **Bremsschlauch**

- L= 455
- Schlüsselweite 1 [mm]: 14
- Schlüsselweite 2 [mm]: 15
- Außengewinde 1 [mm]: M10x1
- Außengewinde 2 [mm]: M10x1

**FORD**

**24.5305-0295.3 330657**

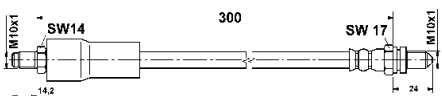


 **Bremsschlauch**

- L= 297
- Schlüsselweite 1 [mm]: 14
- Schlüsselweite 2 [mm]: 17
- Außengewinde 1 [mm]: M10x1
- Außengewinde 2 [mm]: M10x1

**FORD**

**24.5305-0300.3 330658**

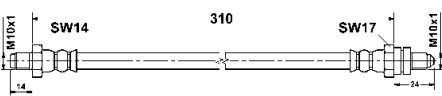


 **Bremsschlauch**

- L= 300
- Schlüsselweite 1 [mm]: 14
- Schlüsselweite 2 [mm]: 17
- Außengewinde 1 [mm]: M10x1
- Außengewinde 2 [mm]: M10x1

**FORD**

**24.5305-0310.3 331326**

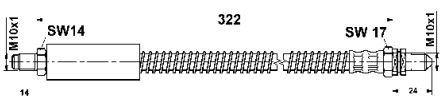



 **Bremsschlauch**

- L= 310
- Schlüsselweite 1 [mm]: 15
- Schlüsselweite 2 [mm]: 17
- Außengewinde 1 [mm]: M10x1
- Außengewinde 2 [mm]: M10x1

**FORD**

**24.5305-0320.3 330764**

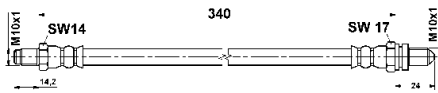


 **Bremsschlauch**

- L= 322
- Schlüsselweite 1 [mm]: 14
- Schlüsselweite 2 [mm]: 17
- Außengewinde 1 [mm]: M10x1
- Außengewinde 2 [mm]: M10x1

**FORD**

## 24.5305-0340.3 330659

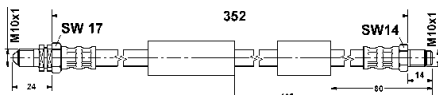


### Bremsschlauch

L= 340  
 Schlüsselweite 1 [mm]: 14  
 Schlüsselweite 2 [mm]: 17  
 Außengewinde 1 [mm]: M10x1  
 Außengewinde 2 [mm]: M10x1

**FORD**

## 24.5305-0350.3 330660

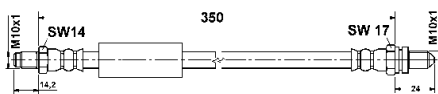


### Bremsschlauch

L= 352  
 Schlüsselweite 1 [mm]: 14  
 Schlüsselweite 2 [mm]: 17  
 Außengewinde 1 [mm]: M10x1  
 Außengewinde 2 [mm]: M10x1

**FORD**

## 24.5305-0351.3 330687

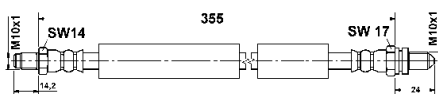


### Bremsschlauch

L= 350  
 Schlüsselweite 1 [mm]: 14  
 Schlüsselweite 2 [mm]: 17  
 Außengewinde 1 [mm]: M10x1  
 Außengewinde 2 [mm]: M10x1

**FORD**

## 24.5305-0355.3 330688

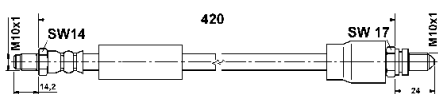


### Bremsschlauch

L= 355  
 Schlüsselweite 1 [mm]: 14  
 Schlüsselweite 2 [mm]: 17  
 Außengewinde 1 [mm]: M10x1  
 Außengewinde 2 [mm]: M10x1

**FORD**

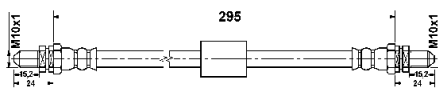

## 24.5305-0420.3 330661



### Bremsschlauch

L= 420  
 Schlüsselweite 1 [mm]: 14  
 Schlüsselweite 2 [mm]: 17  
 Außengewinde 1 [mm]: M10x1  
 Außengewinde 2 [mm]: M10x1

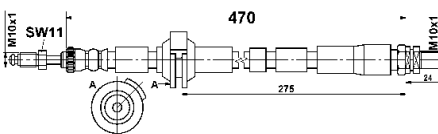

**FORD**

**24.5306-0295.3 330662**

**Bremsschlauch**

L= 295

Außengewinde 1 [mm]: M10x1

Außengewinde 2 [mm]: M10x1

**FORD****24.5308-0425.3 331585**

**Bremsschlauch**

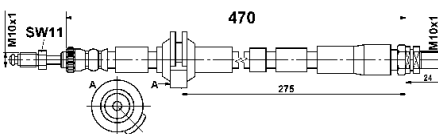

L= 470

Schlüsselweite 1 [mm]: 11

Schlüsselweite 2 [mm]: 17

Außengewinde 1 [mm]: M10x1

Außengewinde 2 [mm]: M10x1

**FORD****24.5308-0426.3 331586**

**Bremsschlauch**

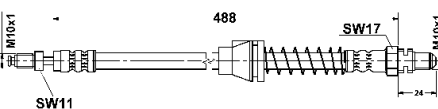

L= 470

Schlüsselweite 1 [mm]: 11

Schlüsselweite 2 [mm]: 17

Außengewinde 1 [mm]: M10x1

Außengewinde 2 [mm]: M10x1

**FORD****24.5308-0488.3 330776**

**Bremsschlauch**

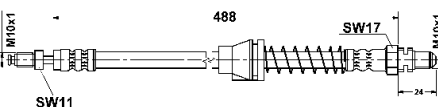

L= 488

Schlüsselweite 1 [mm]: 11

Schlüsselweite 2 [mm]: 17

Außengewinde 1 [mm]: M10x1

Außengewinde 2 [mm]: M10x1

**FORD****24.5308-0489.3 330777**

**Bremsschlauch**

L= 488

Schlüsselweite 1 [mm]: 11

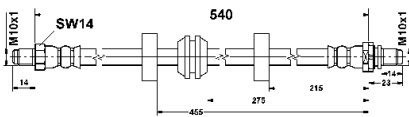
Schlüsselweite 2 [mm]: 17

Außengewinde 1 [mm]: M10x1

Außengewinde 2 [mm]: M10x1

**FORD**

24.5309-0540.3 331368

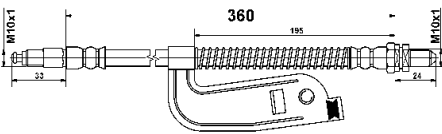


**Bremsschlauch**

L= 540  
 Schlüsselweite 1 [mm]: 14  
 Schlüsselweite 2 [mm]: 17  
 Außengewinde 1 [mm]: M10x1  
 Außengewinde 2 [mm]: M10x1

**FORD**

24.5312-0360.3 331572

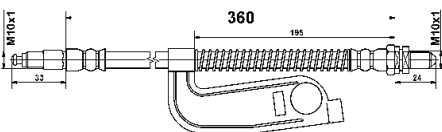


**Bremsschlauch**

L= 360  
 Außengewinde 1 [mm]: M10x1  
 Außengewinde 2 [mm]: M10x1

**FORD, MAZDA**

24.5312-0361.3 331573

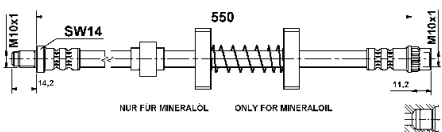


**Bremsschlauch**

L= 360  
 Außengewinde 1 [mm]: M10x1  
 Außengewinde 2 [mm]: M10x1

**FORD, MAZDA**

24.5411-0550.3 330567



**Bremsschlauch**

L= 550  
 Schlüsselweite 1 [mm]: 14

**CITROËN**

24.6234-1701.5 241211



**Bremssattel**

+ eFSB  
 Kolbendurchmesser [mm]: 34  
 + eFSB  
 Austauschteil: 1  
 - Halter  
 TRW

**RENAULT**





**24.6234-1702.5 241212****Bremssattel**

+ eFSB  
 Kolbendurchmesser [mm]: 34  
 + eFSB  
 Austauschteil: 1  
 - Halter  
 TRW  
**RENAULT**

**24.6238-1701.5 241213****Bremssattel**

+ eFSB  
 Kolbendurchmesser [mm]: 38  
 + eFSB  
 Austauschteil: 1  
 - Halter  
 TRW  
**VW**

**24.6238-1703.5 241215****Bremssattel**

+ eFSB  
 Kolbendurchmesser [mm]: 38  
 + eFSB  
 Austauschteil: 1  
 - Halter  
 TRW  
**VOLVO**

**24.6238-1704.5 241216****Bremssattel**

+ eFSB  
 Kolbendurchmesser [mm]: 38  
 + eFSB  
 Austauschteil: 1  
 - Halter  
 TRW  
**VOLVO**

**24.6238-1710.5 241222****Bremssattel**

+ eFSB  
 Kolbendurchmesser [mm]: 38  
 + eFSB  
 Austauschteil: 1  
 - Halter  
 TRW  
**FORD**

24.6241-1703.5 240992



**Bremssattel**

- + FSB
- Kolbendurchmesser [mm]: 41
- + eFSB
- Austauschteil: 1
- + EMot / - Halter
- TRW
- VOLVO**

24.6241-1704.5 240993



**Bremssattel**

- + FSB
- Kolbendurchmesser [mm]: 41
- + eFSB
- Austauschteil: 1
- + EMot / - Halter
- TRW
- VOLVO**

24.6241-1705.5 241223



**Bremssattel**

- + FSB
- Kolbendurchmesser [mm]: 41
- + eFSB
- Austauschteil: 1
- + EMot / - Halter
- TRW
- VW**

24.6241-1706.5 241224



**Bremssattel**

- + FSB
- Kolbendurchmesser [mm]: 41
- + eFSB
- Austauschteil: 1
- + EMot / - Halter
- TRW
- VW**



**24.6241-1707.5 241225****Bremssattel**

+ FSB  
 Kolbendurchmesser [mm]: 41  
 + eFSB  
 Austauschteil: 1  
 + EMot / - Halter  
 TRW  
**AUDI**

**24.6241-1708.5 241226****Bremssattel**

+ FSB  
 Kolbendurchmesser [mm]: 41  
 + eFSB  
 Austauschteil: 1  
 + EMot / - Halter  
 TRW  
**AUDI**

**24.6243-1703.5 241229****Bremssattel**

+ FSB  
 Kolbendurchmesser [mm]: 43  
 + eFSB  
 Austauschteil: 1  
 + EMot / - Halter  
 TRW  
**AUDI**

**24.6243-1704.5 241230****Bremssattel**

+ FSB  
 Kolbendurchmesser [mm]: 43  
 + eFSB  
 Austauschteil: 1  
 + EMot / - Halter  
 TRW  
**AUDI**

**24.6243-1705.5 241231****Bremssattel**

+ FSB  
 Kolbendurchmesser [mm]: 43  
 + eFSB  
 Austauschteil: 1  
 + EMot / - Halter  
 TRW  
**AUDI**

24.6243-1706.5 241232



**Bremssattel**

- + FSB
- Kolbendurchmesser [mm]: 43
- + eFSB
- Austauschteil: 1
- + EMot / - Halter
- TRW
- AUDI**

24.6243-1708.5 241234



**Bremssattel**

- + FSB
- Kolbendurchmesser [mm]: 43
- + eFSB
- Austauschteil: 1
- + EMot / - Halter
- TRW
- AUDI**

24.6243-1709.5 241235



**Bremssattel**

- + FSB
- Kolbendurchmesser [mm]: 43
- + eFSB
- Austauschteil: 1
- + EMot / - Halter
- TRW
- AUDI**

24.6243-1710.5 241236



**Bremssattel**

- + FSB
- Kolbendurchmesser [mm]: 43
- + eFSB
- Austauschteil: 1
- + EMot / - Halter
- TRW
- AUDI**

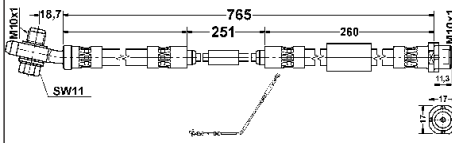

24.9571-9785.5 241068



**Bremssattel**

- Artikelnummer des empfohlenen Zubehörs: 11.0101-5407.2 / 11.8116-0356.1 / 11.8171-0008.1
- Kolbendurchmesser [mm]: 57
- Austauschteil: 1
- Halter
- ATE
- MAZDA**



**83.1094-0070.3 331228**

**Bremsschlauch**

L= 765

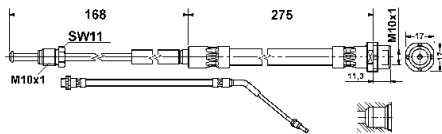

M10x1,5

Schlüsselweite 1 [mm]: 11

Schlüsselweite 2 [mm]: 17

mit Rohrleitung

mit Hohlschraube

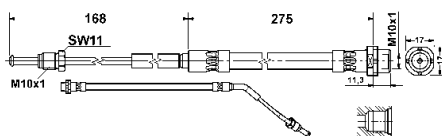

**LAND ROVER****83.1294-0250.3 331267**

**Bremsschlauch**

L= 275

Schlüsselweite 1 [mm]: 17

mit Rohrleitung

L2= 168

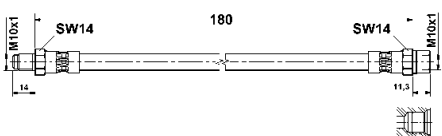
**BMW****83.1294-0260.3 331268**

**Bremsschlauch**

L= 275

Schlüsselweite 1 [mm]: 17

mit Rohrleitung

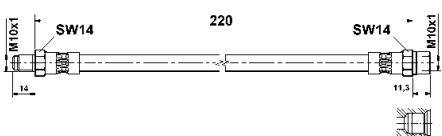

L2= 168

**BMW****83.6104-0180.3 330510**

**Bremsschlauch**

L= 180

Schlüsselweite 1 [mm]: 14

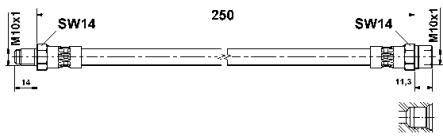
**AUDI****83.6104-0220.3 330474**

**Bremsschlauch**

L= 220

Schlüsselweite 1 [mm]: 14

**DAF, MERCEDES-BENZ, STEYR, VOLVO**

**83.6104-0250.3 330720**



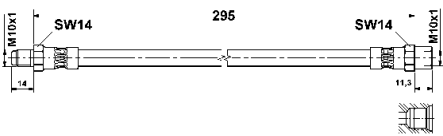
 **Bremsschlauch**


L= 250

Schlüsselweite 1 [mm]: 14

**AUDI**

**83.6104-0295.3 330244**



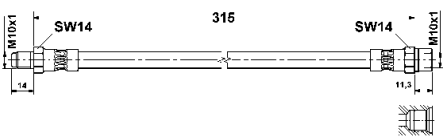
 **Bremsschlauch**


L= 295

Schlüsselweite 1 [mm]: 14

**VOLVO**

**83.6104-0315.3 330889**



 **Bremsschlauch**


L= 315

Schlüsselweite 1 [mm]: 14

**BMW**

**83.6104-0336.3 330451**



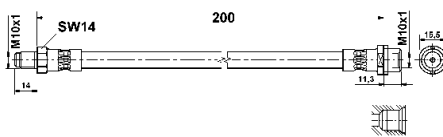
 **Bremsschlauch**


L= 335

Schlüsselweite 1 [mm]: 14

**VOLVO**

**83.6105-0200.3 330453**



 **Bremsschlauch**

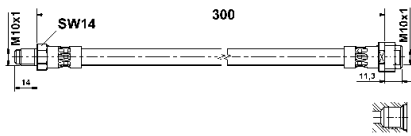
L= 200


Schlüsselweite 1 [mm]: 14

Schlüsselweite 2 [mm]: 15,5

**AUDI**

**83.6105-0300.3 330537**

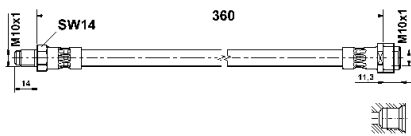



 **Bremsschlauch**

L= 300  
Schlüsselweite 1 [mm]: 14  
Schlüsselweite 2 [mm]: 15

**MERCEDES-BENZ**

**83.6105-0360.3 330635**

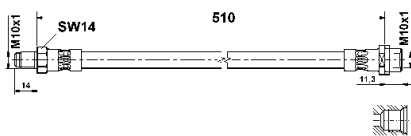



 **Bremsschlauch**

L= 360  
Schlüsselweite 1 [mm]: 14  
Schlüsselweite 2 [mm]: 15

**MERCEDES-BENZ**

**83.6105-0510.3 330622**

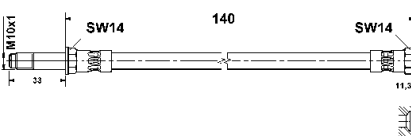


 **Bremsschlauch**

L= 510  
Schlüsselweite 1 [mm]: 14  
Schlüsselweite 2 [mm]: 15,5

**MERCEDES-BENZ**

**83.6113-0140.3 330482**

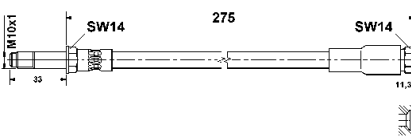



 **Bremsschlauch**

L= 140  
Schlüsselweite 1 [mm]: 14

**FORD, SEAT, VW**

**83.6113-0276.3 330538**

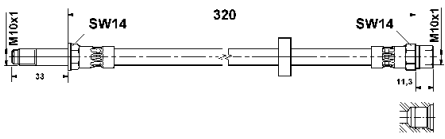



 **Bremsschlauch**

L= 275  
Schlüsselweite 1 [mm]: 14

**BMW**

**83.6113-0321.3 330621**



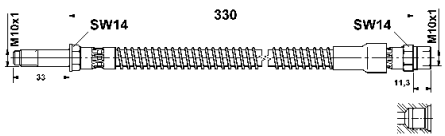
 **Bremsschlauch**


L= 320

Schlüsselweite 1 [mm]: 14

**SEAT, VOLVO**

**83.6113-0331.3 330982**



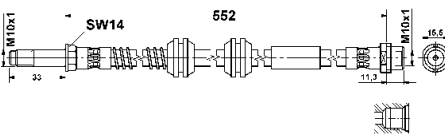
 **Bremsschlauch**


L= 330

Schlüsselweite 1 [mm]: 14

**VOLVO**

**83.6113-0552.3 330864**



 **Bremsschlauch**

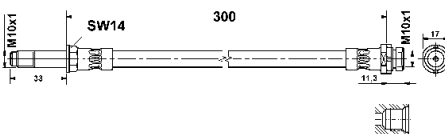
L= 552

Schlüsselweite 1 [mm]: 14

Schlüsselweite 2 [mm]: 15,5

**VW**

**83.6114-0300.3 330258**



 **Bremsschlauch**

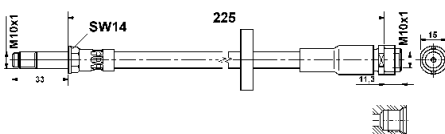
L= 300


Schlüsselweite 1 [mm]: 14

Schlüsselweite 2 [mm]: 17

**FORD**

**83.6116-0226.3 330454**



 **Bremsschlauch**

L= 225

Schlüsselweite 1 [mm]: 14

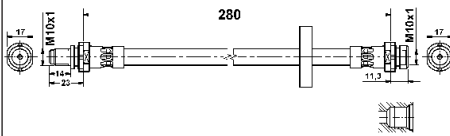
Schlüsselweite 2 [mm]: 15


**PORSCHE**





**83.6118-0281.3 330483**



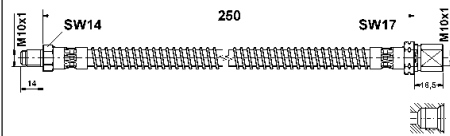
 **Bremsschlauch**

L= 280

Schlüsselweite 1 [mm]: 17

**FORD**

**83.6121-0250.3 330260**



 **Bremsschlauch**

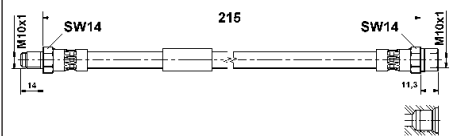
L= 250


Schlüsselweite 1 [mm]: 14

Schlüsselweite 2 [mm]: 17

**PORSCHE**

**83.6124-0218.3 330455**



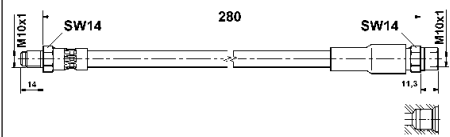
 **Bremsschlauch**


L= 215

Schlüsselweite 1 [mm]: 14

**BMW**

**83.6124-0282.3 330490**



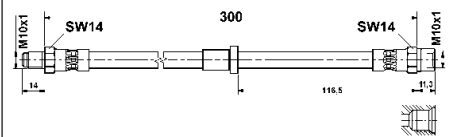
 **Bremsschlauch**


L= 280

Schlüsselweite 1 [mm]: 14

**AUDI**

**83.6124-0304.3 330983**



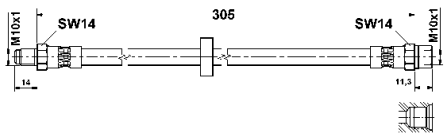
 **Bremsschlauch**


L= 300

Schlüsselweite 1 [mm]: 14

**VOLVO**

**83.6124-0305.3 330723**



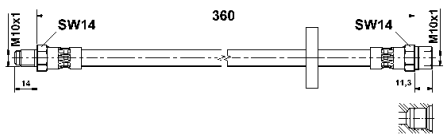
 **Bremsschlauch**

L= 305

Schlüsselweite 1 [mm]: 14

**VOLVO**

**83.6124-0362.3 330715**



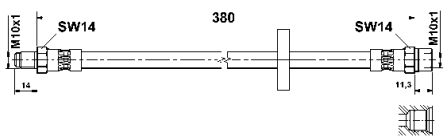
 **Bremsschlauch**


L= 360

Schlüsselweite 1 [mm]: 14

**AUDI, VW**

**83.6124-0380.3 330268**



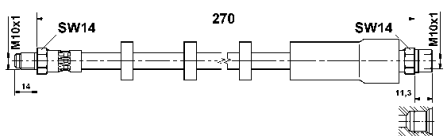
 **Bremsschlauch**

L= 380

Schlüsselweite 1 [mm]: 14

**VOLVO**

**83.6134-0270.3 330779**



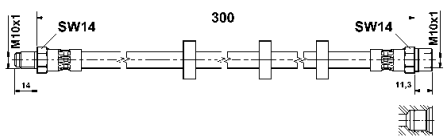
 **Bremsschlauch**


L= 270

Schlüsselweite 1 [mm]: 14

**VOLVO**

**83.6134-0300.3 330725**



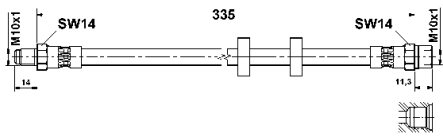
 **Bremsschlauch**


L= 300

Schlüsselweite 1 [mm]: 14

**VOLVO**

**83.6134-0335.3 330277**

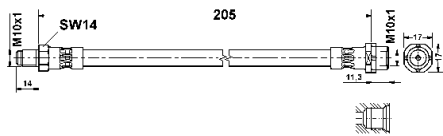



 **Bremsschlauch**

L= 335  
Schlüsselweite 1 [mm]: 14

**VOLVO**

**83.6150-0206.3 330978**

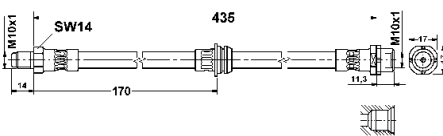



 **Bremsschlauch**

L= 205  
Schlüsselweite 1 [mm]: 14

**BMW**

**83.6150-0436.3 330890**

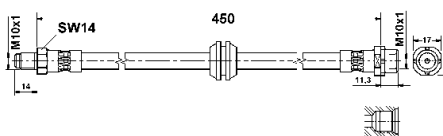


 **Bremsschlauch**

L= 435  
Schlüsselweite 1 [mm]: 14  
Schlüsselweite 2 [mm]: 17

**BMW**

**83.6150-0451.3 330283**

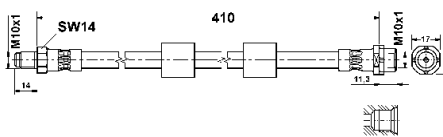


 **Bremsschlauch**

L= 450  
Schlüsselweite 1 [mm]: 14  
Schlüsselweite 2 [mm]: 17

**BMW**

**83.6151-0411.3 330461**

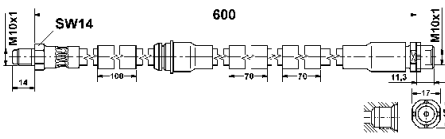



 **Bremsschlauch**

L= 410  
Schlüsselweite 1 [mm]: 14  
Schlüsselweite 2 [mm]: 17

**BMW**

**83.6151-0602.3 330893**



 **Bremsschlauch**

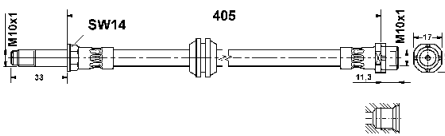
L= 600


Schlüsselweite 1 [mm]: 14

Schlüsselweite 2 [mm]: 17

**BMW**

**83.6152-0406.3 330789**



 **Bremsschlauch**

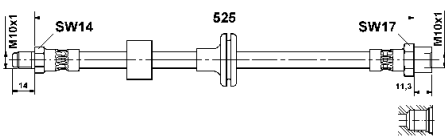
L= 405


Schlüsselweite 1 [mm]: 14

Schlüsselweite 2 [mm]: 17

**BMW**

**83.6154-0526.3 330285**



 **Bremsschlauch**

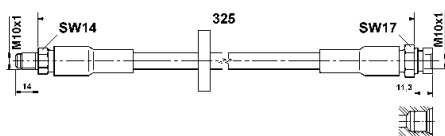
L= 525

Schlüsselweite 1 [mm]: 14

Schlüsselweite 2 [mm]: 17

**MERCEDES-BENZ**

**83.6155-0327.3 330287**



 **Bremsschlauch**

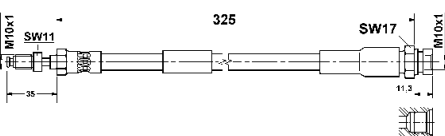
L= 325


Schlüsselweite 1 [mm]: 14

Schlüsselweite 2 [mm]: 17

**SAAB**

**83.6169-0325.3 330546**



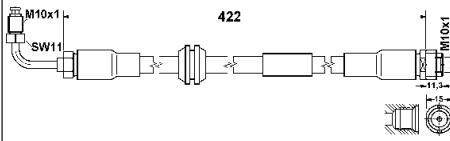

 **Bremsschlauch**

L= 325

Schlüsselweite 1 [mm]: 11

Schlüsselweite 2 [mm]: 17

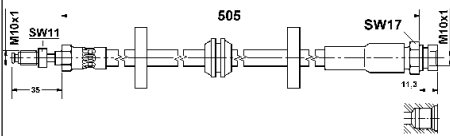

**SAAB**

**83.6169-0418.3 330894**

**Bremsschlauch**

L= 422

Schlüsselweite 1 [mm]: 11

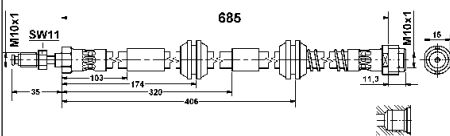

Schlüsselweite 2 [mm]: 15

**AUDI****83.6169-0505.3 330288**

**Bremsschlauch**

L= 505

Schlüsselweite 1 [mm]: 11

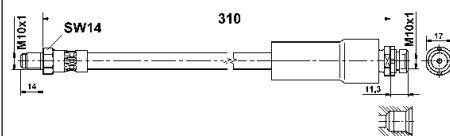

Schlüsselweite 2 [mm]: 17

**SAAB****83.6169-0685.3 330984**

**Bremsschlauch**

L= 685

Schlüsselweite 1 [mm]: 11

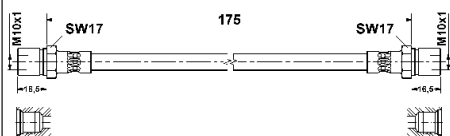
Schlüsselweite 2 [mm]: 17

**VW****83.6188-0311.3 330291**

**Bremsschlauch**

L= 310

Schlüsselweite 1 [mm]: 14

Schlüsselweite 2 [mm]: 17

**FORD****83.6201-0175.3 330663**

**Bremsschlauch**

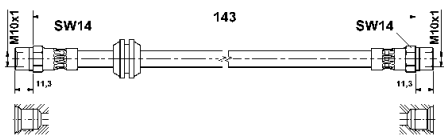
L= 175

Schlüsselweite 1 [mm]: 17

Innengewinde 1 [mm]: M10x1

**PORSCHE**

**83.6204-0143.3 330304**

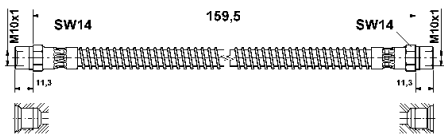



 **Bremsschlauch**

L= 145  
Schlüsselweite 1 [mm]: 14  
Innengewinde 1 [mm]: M10x1

**BMW**

**83.6204-0158.3 330773**

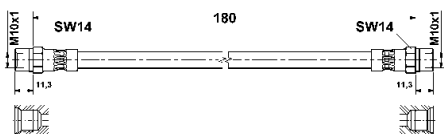



 **Bremsschlauch**

L= 155  
Schlüsselweite 1 [mm]: 14  
Innengewinde 1 [mm]: M10x1

**VW**

**83.6204-0180.3 330547**

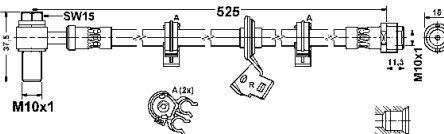



 **Bremsschlauch**

L= 180  
Schlüsselweite 1 [mm]: 14  
Innengewinde 1 [mm]: M10x1

**VOLVO**

**83.6211-0535.3 330627**

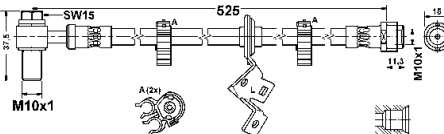



 **Bremsschlauch**

L= 525  
M10x1  
Schlüsselweite 1 [mm]: 15  
mit Hohlsschraube

**MERCEDES-BENZ**

**83.6211-0536.3 330628**

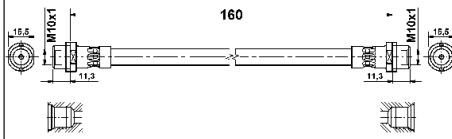



 **Bremsschlauch**

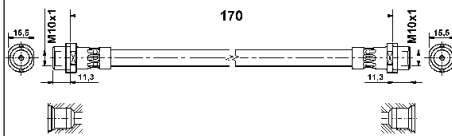
L= 525  
M10x1  
Schlüsselweite 1 [mm]: 15  
mit Hohlsschraube

**MERCEDES-BENZ**



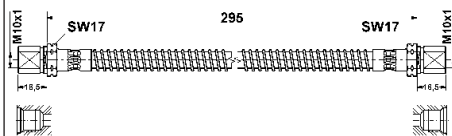

**83.6212-0160.3 330318**

**Bremsschlauch**

L= 160  
 Schlüsselweite 1 [mm]: 15,5  
 Innengewinde 1 [mm]: M10x1

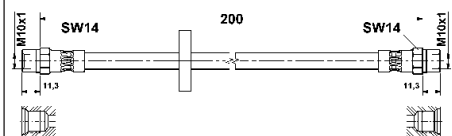

**AUDI****83.6212-0170.3 330625**

**Bremsschlauch**


L= 170  
 Schlüsselweite 1 [mm]: 15,5  
 Innengewinde 1 [mm]: M10x1

**AUDI****83.6220-0296.3 330324**

**Bremsschlauch**

L= 295  
 Schlüsselweite 1 [mm]: 17  
 Innengewinde 1 [mm]: M10x1

**PORSCHE****83.6224-0200.3 330729**

**Bremsschlauch**

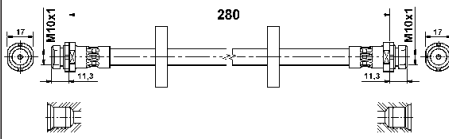
L= 200  
 Schlüsselweite 1 [mm]: 14  
 Innengewinde 1 [mm]: M10x1


**AUDI****83.6225-0287.3 330735**

**Bremsschlauch**

L= 285  
 Schlüsselweite 1 [mm]: 14  
 Schlüsselweite 2 [mm]: 17  
 Innengewinde 1 [mm]: M10x1

**SEAT, VW**

**83.6227-0281.3 330424**

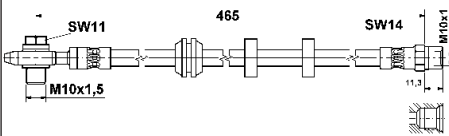


 **Bremsschlauch**

L= 280  
 Schlüsselweite 1 [mm]: 14  
 Schlüsselweite 2 [mm]: 17  
 Innengewinde 1 [mm]: M10x1

**FORD**

**83.6232-0465.3 330736**

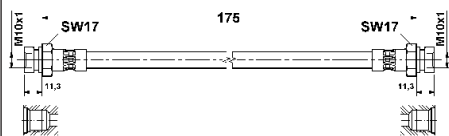



 **Bremsschlauch**

L= 465  
 M10x1,5  
 Schlüsselweite 1 [mm]: 11  
 Schlüsselweite 2 [mm]: 14  
 mit Hohlsschraube

**VW**

**83.6236-0175.3 330710**

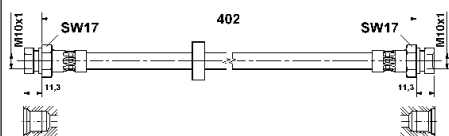



 **Bremsschlauch**

L= 175  
 Schlüsselweite 1 [mm]: 17  
 Innengewinde 1 [mm]: M10x1

**SKODA, VW**

**83.6236-0402.3 330464**

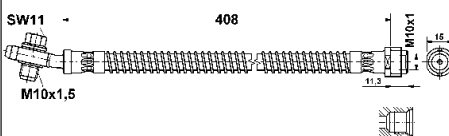



 **Bremsschlauch**

L= 400  
 Schlüsselweite 1 [mm]: 17  
 Innengewinde 1 [mm]: M10x1

**SEAT, VW**

**83.6238-0408.3 330895**

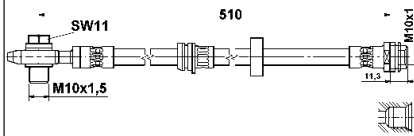



 **Bremsschlauch**

L= 408  
 M10x1,5  
 Schlüsselweite 1 [mm]: 11  
 Schlüsselweite 2 [mm]: 15  
 mit Hohlsschraube

**VW**



**83.6238-0508.3 330631**

**Bremsschlauch**

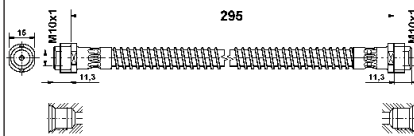

L= 505

M10x1,5

Schlüsselweite 1 [mm]: 11

Schlüsselweite 2 [mm]: 15

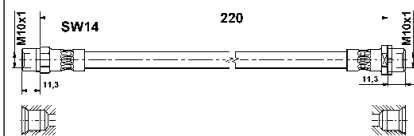

mit Hohlsschraube

**AUDI****83.6239-0297.3 330643**

**Bremsschlauch**

L= 295

Schlüsselweite 1 [mm]: 15

Innengewinde 1 [mm]: M10x1

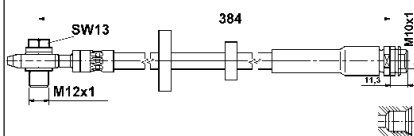
**PORSCHE****83.6240-0220.3 330465**

**Bremsschlauch**

L= 220

Schlüsselweite 1 [mm]: 14

Schlüsselweite 2 [mm]: 17

Innengewinde 1 [mm]: M10x1

**BMW****83.6243-0385.3 330632**

**Bremsschlauch**

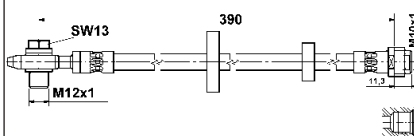

L= 380

M12x1

Schlüsselweite 1 [mm]: 13

Schlüsselweite 2 [mm]: 15

mit Hohlsschraube

**AUDI****83.6243-0393.3 330629**

**Bremsschlauch**

L= 390

M12x1

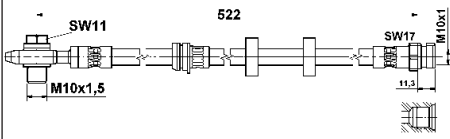
Schlüsselweite 1 [mm]: 13

Schlüsselweite 2 [mm]: 15

mit Hohlsschraube

**VW**

**83.6247-0522.3 330595**

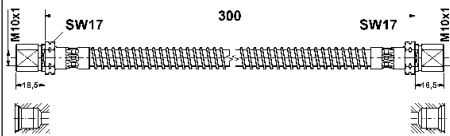


 **Bremsschlauch**

L= 522  
 M10x1,5  
 Schlüsselweite 1 [mm]: 11  
 Schlüsselweite 2 [mm]: 17  
 mit Hohlsschraube

**SEAT, SKODA, VW**

**83.6251-0301.3 330556**

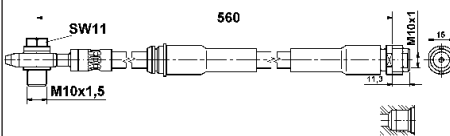



 **Bremsschlauch**

L= 300  
 Schlüsselweite 1 [mm]: 17  
 Innengewinde 1 [mm]: M10x1

**PORSCHE**

**83.6252-0560.3 330557**

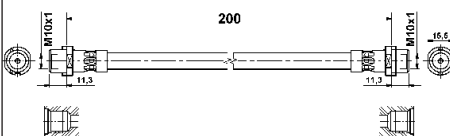



 **Bremsschlauch**

L= 560  
 M10x1,5  
 Schlüsselweite 1 [mm]: 11  
 Schlüsselweite 2 [mm]: 15  
 mit Hohlsschraube

**AUDI**

**83.6255-0200.3 330896**

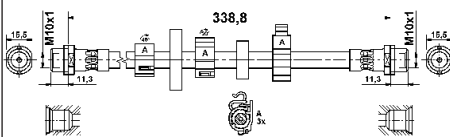



 **Bremsschlauch**

L= 200  
 Schlüsselweite 1 [mm]: 15,5  
 Innengewinde 1 [mm]: M10x1

**BMW**

**83.6255-0337.3 330744**

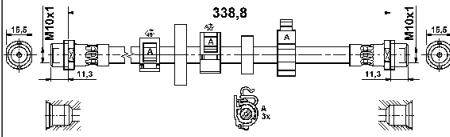



 **Bremsschlauch**

L= 335  
 Schlüsselweite 1 [mm]: 15,5  
 Innengewinde 1 [mm]: M10x1

**VW**

**83.6255-0340.3 330745**

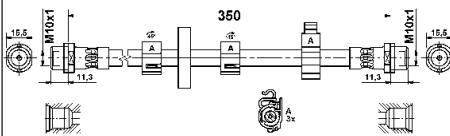



 **Bremsschlauch**

L= 340  
 Schlüsselweite 1 [mm]: 15,5  
 Innengewinde 1 [mm]: M10x1

**VW**

**83.6255-0353.3 330481**

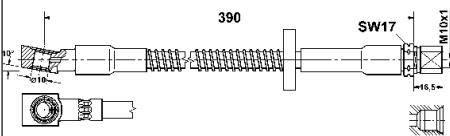



 **Bremsschlauch**

L= 350  
 Schlüsselweite 1 [mm]: 15,5  
 Innengewinde 1 [mm]: M10x1

**VW**

**83.6289-0391.3 330341**

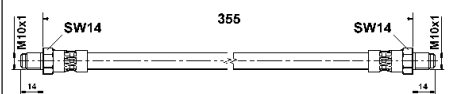



 **Bremsschlauch**

L= 390  
 Schlüsselweite 1 [mm]: 17  
 Flanschlochdurchmesser [mm]: 10  
 ohne Hohlschraube

**PORSCHE**

**83.6301-0355.3 330343**

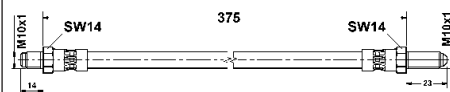


 **Bremsschlauch**

L= 355  
 Schlüsselweite 1 [mm]: 14  
 Außengewinde 1 [mm]: M10x1  
 Außengewinde 2 [mm]: M10x1

**VW**

**83.6314-0375.3 330558**

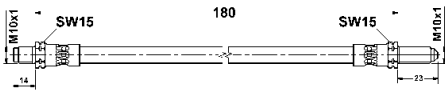



 **Bremsschlauch**

L= 375  
 Schlüsselweite 1 [mm]: 14  
 Außengewinde 1 [mm]: M10x1  
 Außengewinde 2 [mm]: M10x1

**JAGUAR**

**83.6327-0180.3 330740**

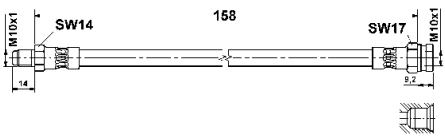


 **Bremsschlauch**

L= 180  
Schlüsselweite 1 [mm]: 15  
Außengewinde 1 [mm]: M10x1  
Außengewinde 2 [mm]: M10x1

**FORD**

**83.6401-0159.3 330746**

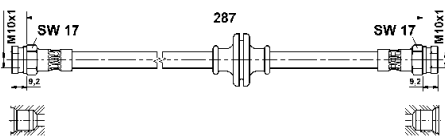



 **Bremsschlauch**

L= 160  
Schlüsselweite 1 [mm]: 14  
Schlüsselweite 2 [mm]: 17

**ALFA ROMEO, CITROËN, FIAT, LANCIA, PEUGEOT**

**83.6501-0282.3 330769**

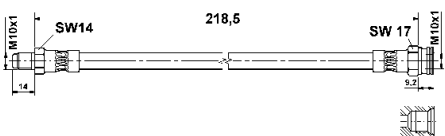



 **Bremsschlauch**

L= 287  
Schlüsselweite 1 [mm]: 17  
Innengewinde 1 [mm]: M10x1

**FIAT**

**83.7101-9219.3 330903**

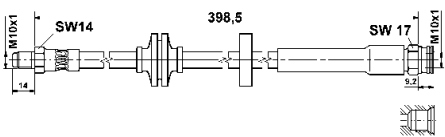



 **Bremsschlauch**

L= 218,5  
Schlüsselweite 1 [mm]: 14  
Schlüsselweite 2 [mm]: 17

**ABARTH, FIAT**

**83.7101-9399.3 330904**



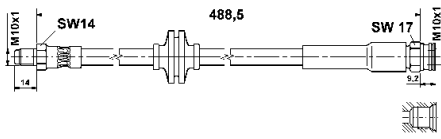
 **Bremsschlauch**


L= 398,5  
Schlüsselweite 1 [mm]: 14  
Schlüsselweite 2 [mm]: 17

**ALFA ROMEO**



**83.7101-9489.3 330906**

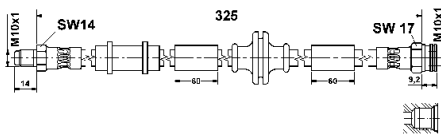



 **Bremsschlauch**

L= 488,5  
 Schlüsselweite 1 [mm]: 14  
 Schlüsselweite 2 [mm]: 17

**CITROËN, FIAT, PEUGEOT**

**83.7101-9504.3 330898**

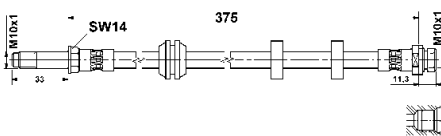



 **Bremsschlauch**

L= 503,5  
 Schlüsselweite 1 [mm]: 14  
 Schlüsselweite 2 [mm]: 17

**ALFA ROMEO**

**83.7114-0376.3 330373**

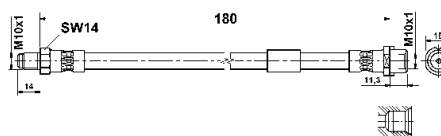



 **Bremsschlauch**

L= 370  
 Schlüsselweite 1 [mm]: 14

**FORD**

**83.7119-0180.3 330634**

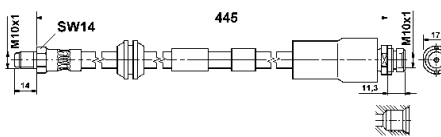



 **Bremsschlauch**

L= 180  
 Schlüsselweite 1 [mm]: 14  
 Schlüsselweite 2 [mm]: 15

**SAAB**

**83.7188-0446.3 330664**

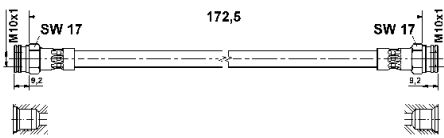



 **Bremsschlauch**

L= 470  
 Schlüsselweite 1 [mm]: 14  
 Schlüsselweite 2 [mm]: 17

**FORD, JAGUAR**

83.7201-9173.3 330868



 **Bremsschlauch**

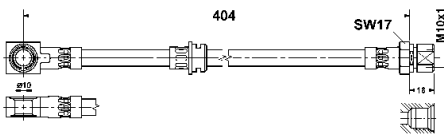
L= 173

Schlüsselweite 1 [mm]: 17

Innengewinde 1 [mm]: M10x1

**FIAT, LANCIA**

83.7216-0404.3 330374



 **Bremsschlauch**

L= 400

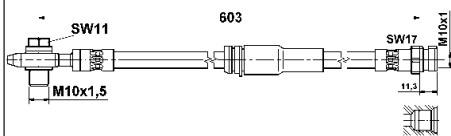
Schlüsselweite 1 [mm]: 17


Flanschlochdurchmesser [mm]: 10

ohne Hohlsschraube

**OPEL, VAUXHALL**

83.7247-0603.3 330899



 **Bremsschlauch**

L= 603

M10x1,5

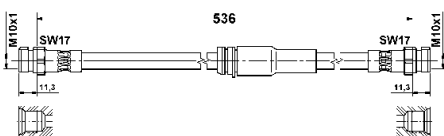
Schlüsselweite 1 [mm]: 11


Schlüsselweite 2 [mm]: 17

mit Hohlsschraube

**VW**

83.7249-0536.3 330900



 **Bremsschlauch**

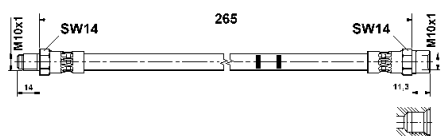
L= 536


Schlüsselweite 1 [mm]: 17

Innengewinde 1 [mm]: M10x1

**AUDI, VW**

83.7704-0266.3 330979



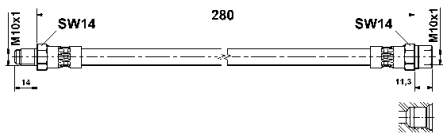
 **Bremsschlauch**


L= 265

Schlüsselweite 1 [mm]: 14

**VOLVO**

83.7704-0281.3 330804



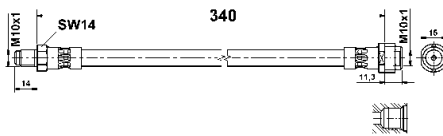
 **Bremsschlauch**

L= 280

Schlüsselweite 1 [mm]: 14

ALFA ROMEO, MERCEDES-BENZ

83.7705-0342.3 331273



 **Bremsschlauch**

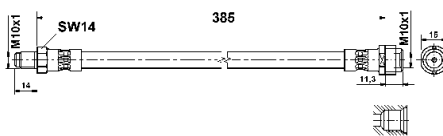
L= 340


Schlüsselweite 1 [mm]: 14

Schlüsselweite 2 [mm]: 15

MERCEDES-BENZ

83.7705-0386.3 330828



 **Bremsschlauch**

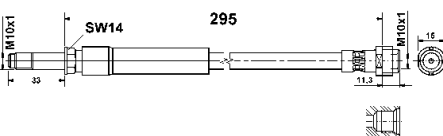
L= 385

Schlüsselweite 1 [mm]: 14

Schlüsselweite 2 [mm]: 15

MERCEDES-BENZ

83.7713-0294.3 331518



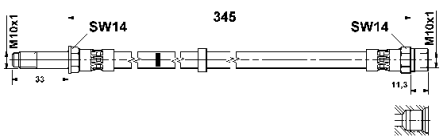
 **Bremsschlauch**


L= 295

Schlüsselweite 1 [mm]: 14

MERCEDES-BENZ

83.7713-0347.3 330986



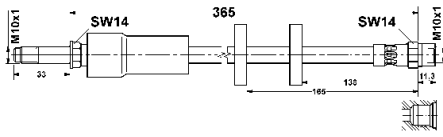
 **Bremsschlauch**


L= 345

Schlüsselweite 1 [mm]: 14

VOLVO

**83.7713-0366.3 331100**

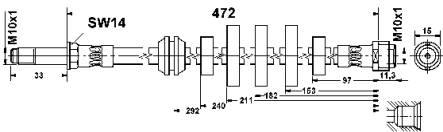


 **Bremsschlauch**

L= 423  
 Schlüsselweite 1 [mm]: 12  
 Schlüsselweite 2 [mm]: 14

**VOLVO**

**83.7713-0476.3 331116**

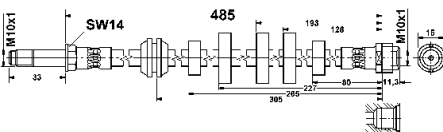


 **Bremsschlauch**

L= 472  
 Schlüsselweite 1 [mm]: 14  
 Schlüsselweite 2 [mm]: 15

**AUDI**

**83.7713-0483.3 331229**

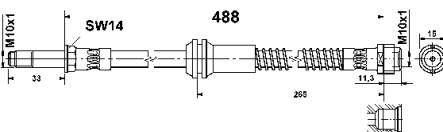


 **Bremsschlauch**

L= 485  
 Schlüsselweite 1 [mm]: 14  
 Schlüsselweite 2 [mm]: 15

**AUDI**

**83.7713-0487.3 331342**

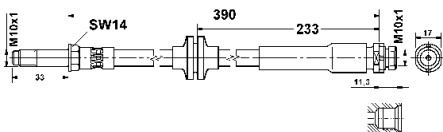


 **Bremsschlauch**

L= 488  
 Schlüsselweite 1 [mm]: 14  
 Schlüsselweite 2 [mm]: 15,5

**MERCEDES-BENZ**

**83.7714-0391.3 330980**



 **Bremsschlauch**

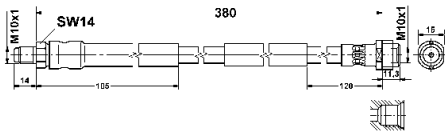
L= 390  
 Schlüsselweite 1 [mm]: 14

**FORD**





83.7715-0380.3 331269

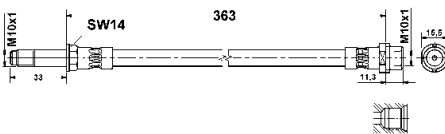



 **Bremsschlauch**

L= 380  
Schlüsselweite 1 [mm]: 14  
Schlüsselweite 2 [mm]: 15

**MERCEDES-BENZ**

83.7716-0363.3 330829

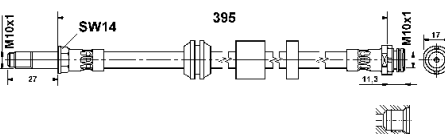



 **Bremsschlauch**

L= 363  
Schlüsselweite 1 [mm]: 14  
Schlüsselweite 2 [mm]: 15,5

**MERCEDES-BENZ, VW**

83.7716-0397.3 330790

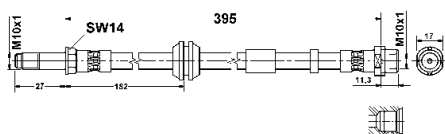



 **Bremsschlauch**

L= 395  
Schlüsselweite 1 [mm]: 14  
Schlüsselweite 2 [mm]: 17

**FORD**

83.7716-0398.3 330987

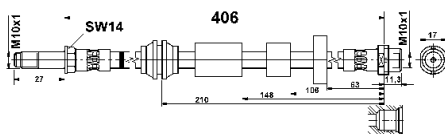



 **Bremsschlauch**

L= 395  
Schlüsselweite 1 [mm]: 14  
Schlüsselweite 2 [mm]: 17

**VOLVO**

83.7716-0408.3 331520

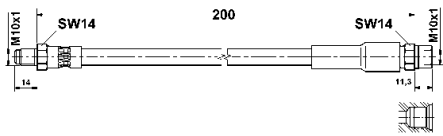



 **Bremsschlauch**

L= 406  
Schlüsselweite 1 [mm]: 14

**VOLVO**

**83.7724-0202.3 330852**



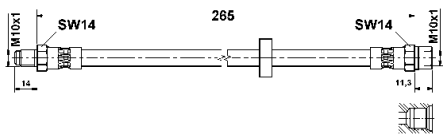
 **Bremsschlauch**

L= 200

Schlüsselweite 1 [mm]: 14

**AUDI**

**83.7724-0268.3 331076**



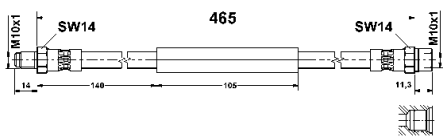
 **Bremsschlauch**


L= 265

Schlüsselweite 1 [mm]: 14

**VOLVO**

**83.7724-0467.3 331274**



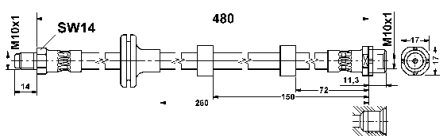
 **Bremsschlauch**

L= 465

Schlüsselweite 1 [mm]: 14

**VW**

**83.7750-0482.3 331270**



 **Bremsschlauch**

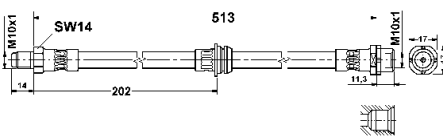
L= 480


Schlüsselweite 1 [mm]: 14

Schlüsselweite 2 [mm]: 17

**LAND ROVER**

**83.7750-0513.3 331051**



 **Bremsschlauch**

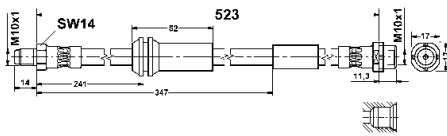
L= 513


Schlüsselweite 1 [mm]: 14

Schlüsselweite 2 [mm]: 17

**BMW**

**83.7750-0524.3 331230**



 **Bremsschlauch**

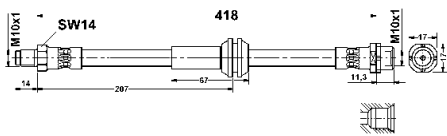
L= 523

Schlüsselweite 1 [mm]: 14

Schlüsselweite 2 [mm]: 17

**MINI**

**83.7751-0417.3 331102**



 **Bremsschlauch**

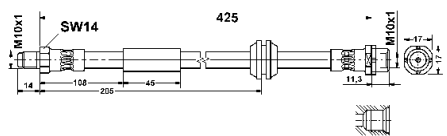
L= 418


Schlüsselweite 1 [mm]: 14

Schlüsselweite 2 [mm]: 17

**MINI**

**83.7751-0425.3 331271**



 **Bremsschlauch**

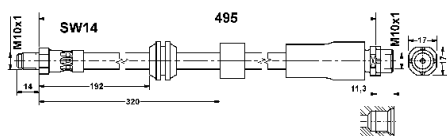
L= 425


Schlüsselweite 1 [mm]: 14

Schlüsselweite 2 [mm]: 17

**MINI**

**83.7751-0495.3 331104**



 **Bremsschlauch**

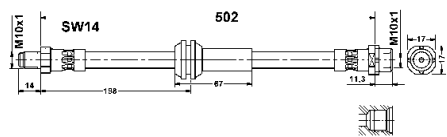
L= 495


Schlüsselweite 1 [mm]: 14

Schlüsselweite 2 [mm]: 17

**BMW**

**83.7751-0502.3 331109**



 **Bremsschlauch**

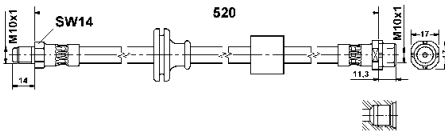
L= 502


Schlüsselweite 1 [mm]: 14

Schlüsselweite 2 [mm]: 17

**BMW**

**83.7751-0520.3 331052**

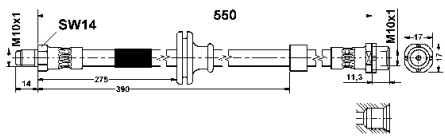



 **Bremsschlauch**

L= 520  
 Schlüsselweite 1 [mm]: 14  
 Schlüsselweite 2 [mm]: 17

**BMW**

**83.7751-0553.3 331103**

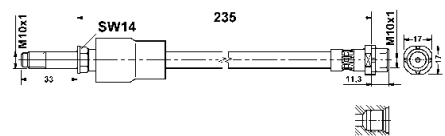



 **Bremsschlauch**

L= 550  
 Schlüsselweite 1 [mm]: 14  
 Schlüsselweite 2 [mm]: 17

**BMW**

**83.7752-0236.3 331118**

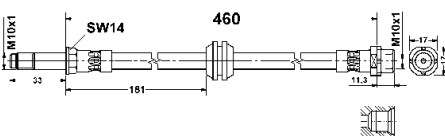



 **Bremsschlauch**

L= 235  
 Schlüsselweite 1 [mm]: 14  
 Schlüsselweite 2 [mm]: 17

**BMW**

**83.7752-0460.3 331337**

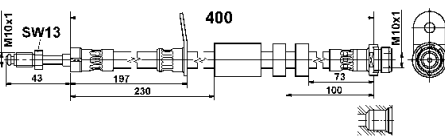



 **Bremsschlauch**

L= 460  
 Schlüsselweite 1 [mm]: 14  
 Schlüsselweite 2 [mm]: 17

**BMW**

**83.7769-0398.3 331472**



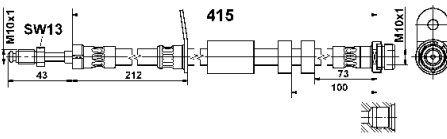
 **Bremsschlauch**


L= 400  
 Schlüsselweite 1 [mm]: 13  
 Schlüsselweite 2 [mm]: 17

**FORD**



83.7769-0417.3 331474

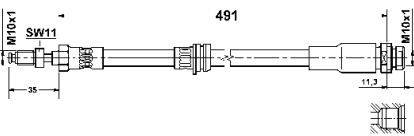


 **Bremsschlauch**

L= 415  
Schlüsselweite 1 [mm]: 13  
Schlüsselweite 2 [mm]: 17

**FORD**

83.7769-0493.3 330861

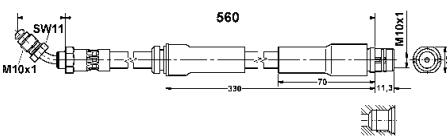



 **Bremsschlauch**

L= 491  
Schlüsselweite 1 [mm]: 11  
Schlüsselweite 2 [mm]: 17

**FORD**

83.7769-0561.3 331105

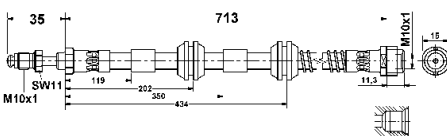



 **Bremsschlauch**

L= 560  
Schlüsselweite 1 [mm]: 15

**AUDI**

83.7769-0713.3 331097

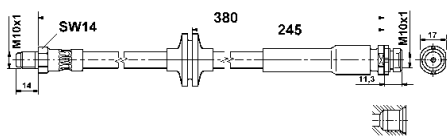



 **Bremsschlauch**

L= 713  
Schlüsselweite 1 [mm]: 11  
Schlüsselweite 2 [mm]: 15

**PORSCHE, VW**

83.7788-0382.3 330971

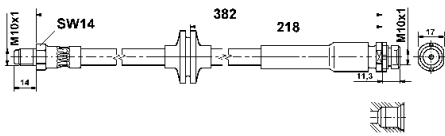


 **Bremsschlauch**

L= 380  
Schlüsselweite 1 [mm]: 14

**FORD**

**83.7788-0383.3 330972**

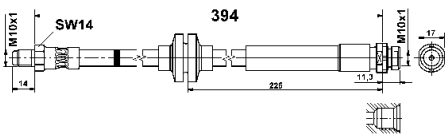



 **Bremsschlauch**

L= 382  
Schlüsselweite 1 [mm]: 14  
Schlüsselweite 2 [mm]: 17

**MAZDA, VOLVO**

**83.7788-0393.3 331523**

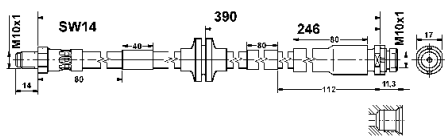


 **Bremsschlauch**

L= 394  
Schlüsselweite 1 [mm]: 14

**VOLVO**

**83.7788-0409.3 330981**

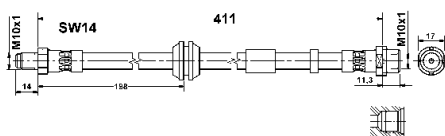



 **Bremsschlauch**

L= 410  
Schlüsselweite 1 [mm]: 14

**FORD**

**83.7788-0414.3 330988**

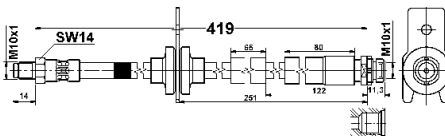



 **Bremsschlauch**

L= 411  
Schlüsselweite 1 [mm]: 14  
Schlüsselweite 2 [mm]: 17

**VOLVO**

**83.7788-0417.3 331526**



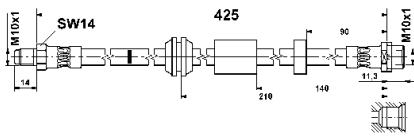
 **Bremsschlauch**


L= 419  
Schlüsselweite 1 [mm]: 14

**FORD**



83.7788-0425.3 331232



 **Bremsschlauch**

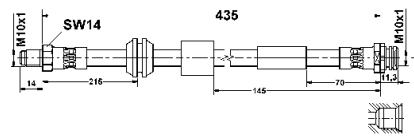
L= 425

Schlüsselweite 1 [mm]: 14

Schlüsselweite 2 [mm]: 17

**VOLVO**

83.7788-0435.3 331119



 **Bremsschlauch**

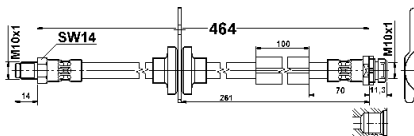
L= 435

Schlüsselweite 1 [mm]: 14

Schlüsselweite 2 [mm]: 17

**FORD**

83.7788-0466.3 331527



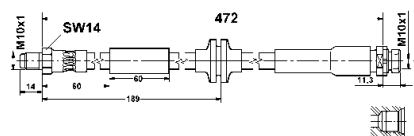
 **Bremsschlauch**


L= 464

Schlüsselweite 1 [mm]: 14

**FORD**

83.7788-0472.3 331120



 **Bremsschlauch**

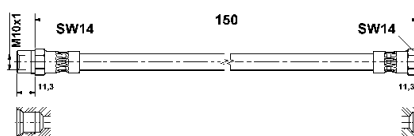
L= 472


Schlüsselweite 1 [mm]: 14

Schlüsselweite 2 [mm]: 17

**FORD**

83.7804-0150.3 330853



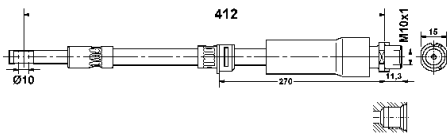

 **Bremsschlauch**

L= 150

Schlüsselweite 1 [mm]: 14

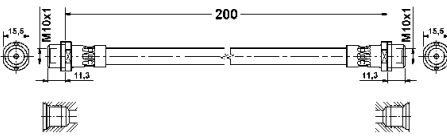

Innengewinde 1 [mm]: M10x1

**AUDI**

**83.7807-0412.3 331098**

**Bremsschlauch**

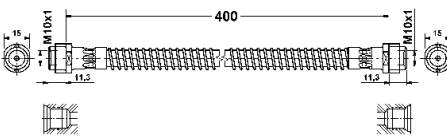

L= 412  
 Schlüsselweite 1 [mm]: 15  
 Flanschlochdurchmesser [mm]: 10  
 ohne Hohlsschraube

**OPEL, SAAB, VAUXHALL**

**83.7812-0200.3 330846**

**Bremsschlauch**

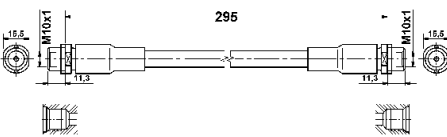

L= 200  
 Schlüsselweite 1 [mm]: 15,5  
 Innengewinde 1 [mm]: M10x1

**AUDI**

**83.7812-0400.3 331214**

**Bremsschlauch**

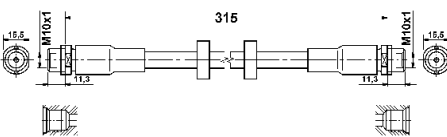

L= 400  
 Schlüsselweite 1 [mm]: 15  
 Innengewinde 1 [mm]: M10x1

**AUDI, PORSCHE, VW**

**83.7813-0295.3 330799**

**Bremsschlauch**

L= 295  
 Schlüsselweite 1 [mm]: 15,5  
 Innengewinde 1 [mm]: M10x1

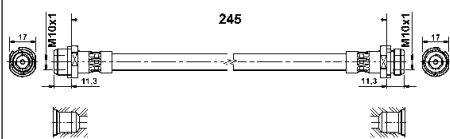

**AUDI, SKODA, VW**

**83.7813-0315.3 330870**

**Bremsschlauch**

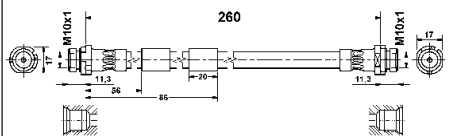

L= 315  
 Schlüsselweite 1 [mm]: 15,5  
 Innengewinde 1 [mm]: M10x1

**AUDI**

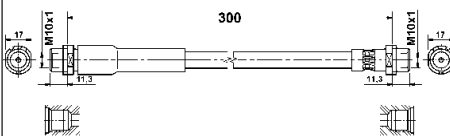



**83.7827-0245.3 331113**

**Bremsschlauch**

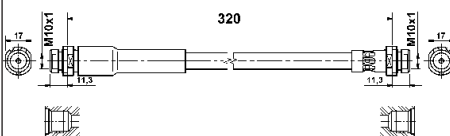

L= 245  
 Schlüsselweite 1 [mm]: 17  
 Innengewinde 1 [mm]: M10x1

**BMW****83.7827-0263.3 331193**

**Bremsschlauch**

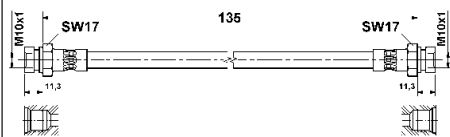

L= 260  
 Schlüsselweite 1 [mm]: 14  
 Schlüsselweite 2 [mm]: 17  
 Innengewinde 1 [mm]: M10x1

**FORD****83.7827-0300.3 330902**

**Bremsschlauch**

L= 300  
 Schlüsselweite 1 [mm]: 17  
 Innengewinde 1 [mm]: M10x1

**FORD, MAZDA****83.7827-0321.3 330862**

**Bremsschlauch**

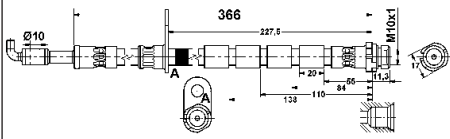
L= 320  
 Schlüsselweite 1 [mm]: 17  
 Innengewinde 1 [mm]: M10x1


**FORD****83.7836-0135.3 330816**

**Bremsschlauch**

L= 135  
 Schlüsselweite 1 [mm]: 17  
 Innengewinde 1 [mm]: M10x1

**SEAT, VW**

**83.7838-0370.3 331122**



 **Bremsschlauch**

L= 366

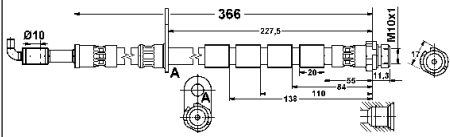
Schlüsselweite 1 [mm]: 17


Flanschlochdurchmesser [mm]: 10

ohne Hohlschraube

**FORD**

**83.7838-0371.3 331123**



 **Bremsschlauch**

L= 366

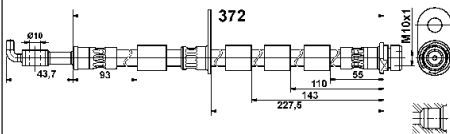
Schlüsselweite 1 [mm]: 17


Flanschlochdurchmesser [mm]: 10

ohne Hohlschraube

**FORD**

**83.7838-0376.3 331475**



 **Bremsschlauch**

L= 372

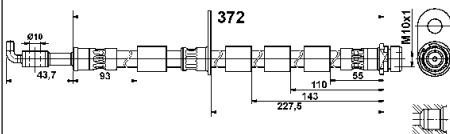
Schlüsselweite 1 [mm]: 17

Flanschlochdurchmesser [mm]: 10

ohne Hohlschraube

**FORD**

**83.7838-0377.3 331476**



 **Bremsschlauch**

L= 372

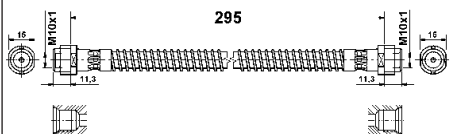
Schlüsselweite 1 [mm]: 17


Flanschlochdurchmesser [mm]: 10

ohne Hohlschraube

**FORD**

**83.7839-0298.3 331528**



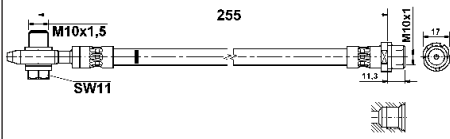
 **Bremsschlauch**


L= 295

Innengewinde 1 [mm]: M10x1

**PORSCHE**

**83.7847-0254.3 331233**

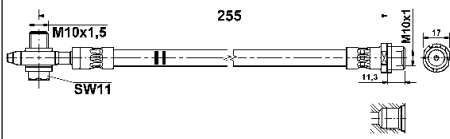



 **Bremsschlauch**

L= 255  
 M10x1,5  
 Schlüsselweite 1 [mm]: 11  
 Schlüsselweite 2 [mm]: 17  
 mit Hohlsschraube

**AUDI, SEAT, SKODA, VW**

**83.7847-0257.3 331234**

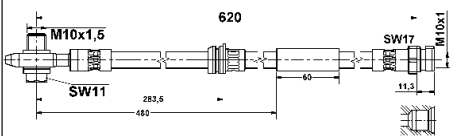



 **Bremsschlauch**

L= 255  
 M10x1,5  
 Schlüsselweite 1 [mm]: 11  
 Schlüsselweite 2 [mm]: 17  
 mit Hohlsschraube

**AUDI, SEAT, SKODA, VW**

**83.7847-0620.3 331110**

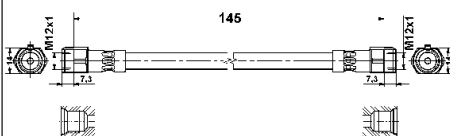



 **Bremsschlauch**

L= 620  
 M10x1,5  
 Schlüsselweite 1 [mm]: 17  
 mit Hohlsschraube

**AUDI**

**83.7849-0145.3 331106**

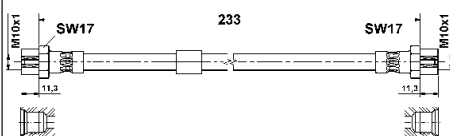



 **Bremsschlauch**

L= 145  
 Schlüsselweite 1 [mm]: 14  
 Innengewinde 1 [mm]: M12x1

**VW**

**83.7849-0236.3 330873**

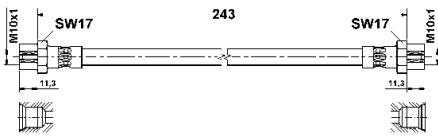



 **Bremsschlauch**

L= 233  
 Schlüsselweite 1 [mm]: 17  
 Innengewinde 1 [mm]: M10x1

**VW**

83.7849-0243.3 331099

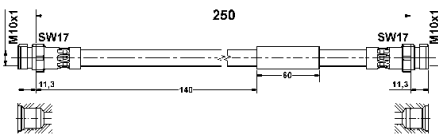


 **Bremsschlauch**

L= 243  
Schlüsselweite 1 [mm]: 17  
Innengewinde 1 [mm]: M10x1

**SKODA, VW**

83.7849-0250.3 331111

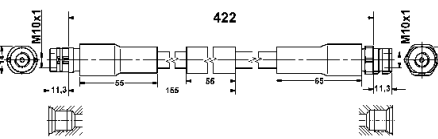


 **Bremsschlauch**

L= 250  
Schlüsselweite 1 [mm]: 17  
Innengewinde 1 [mm]: M10x1

**AUDI**

83.7849-0419.3 331114

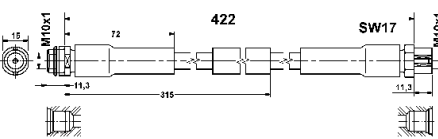


 **Bremsschlauch**

L= 422  
Schlüsselweite 1 [mm]: 14  
Innengewinde 1 [mm]: M10x1

**AUDI, VW**

83.7849-0426.3 331235

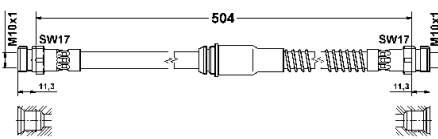



 **Bremsschlauch**

L= 422  
Schlüsselweite 1 [mm]: 15  
Schlüsselweite 2 [mm]: 17

**AUDI**

83.7849-0502.3 331125



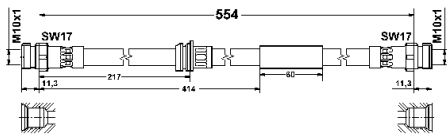
 **Bremsschlauch**


L= 504  
Schlüsselweite 1 [mm]: 17  
Innengewinde 1 [mm]: M10x1

**AUDI, SEAT, SKODA, VW**



**83.7849-0554.3 331112**

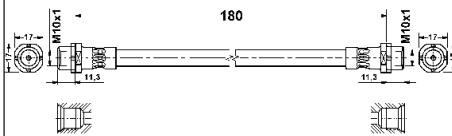



 **Bremsschlauch**

L= 554  
Schlüsselweite 1 [mm]: 17  
Innengewinde 1 [mm]: M10x1

**AUDI**

**83.7850-0180.3 331054**

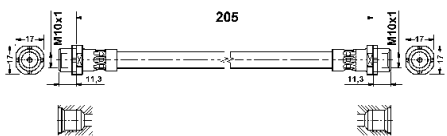



 **Bremsschlauch**

L= 180  
Schlüsselweite 1 [mm]: 17  
Innengewinde 1 [mm]: M10x1

**BMW**

**83.7850-0205.3 331115**

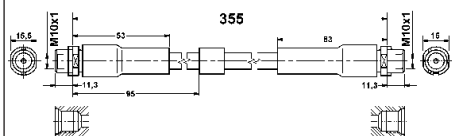



 **Bremsschlauch**

L= 205  
Schlüsselweite 1 [mm]: 17  
Innengewinde 1 [mm]: M10x1

**BMW**

**83.7855-0354.3 331236**

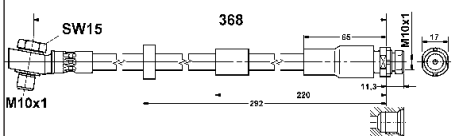



 **Bremsschlauch**

L= 355  
Schlüsselweite 1 [mm]: 15  
Schlüsselweite 2 [mm]: 16

**AUDI**

**83.7856-0369.3 331237**

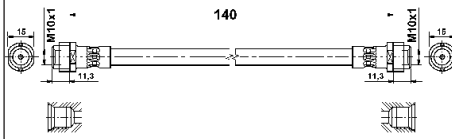



 **Bremsschlauch**

L= 368  
M10x1,5  
Schlüsselweite 1 [mm]: 11  
Schlüsselweite 2 [mm]: 17  
mit Hohlschraube

**JAGUAR**

83.7858-0140.3 330837



 **Bremsschlauch**

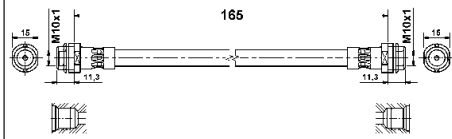
L= 140


Schlüsselweite 1 [mm]: 15

Innengewinde 1 [mm]: M10x1

**AUDI, SEAT, SKODA, VW**

83.7858-0165.3 331107



 **Bremsschlauch**

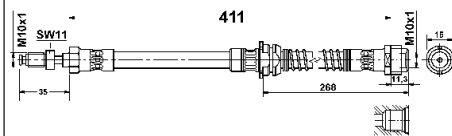
L= 165


Schlüsselweite 1 [mm]: 15

Innengewinde 1 [mm]: M10x1

**VW**

83.8569-0412.3 331489



 **Bremsschlauch**

L= 411

Schlüsselweite 1 [mm]: 11

Schlüsselweite 2 [mm]: 15

**PORSCHE**



**DE** Fahrzeugverwendungen

**EN** Applications of vehicles















**ES** Aplicaciones

**FR** Applications

**IT** Applicazioni autoveicoli

**2021**



	kW					! #		
<b>ABARTH - 500 / 595 / 695 01/08→</b>								
 <b>Bremssattel</b>								
1.4 (312.AXD1A)	99	08/08→	←	<input type="checkbox"/>		24.3541-1829.5	240721	BOS - Halter
1.4 (312.AXF11, 312.AXF1A, 312.AXD1A)	118	08/08→	←	<input type="checkbox"/>		24.3541-1830.5	240722	BOS - Halter
1.4 (312.AXF1A, 312.AXD1A)	103	05/10→	→	<input type="checkbox"/>		24.3347-1715.5	240719	TRW - Halter
1.4 (312.AXY11, 312.AXY1A)	107	05/16→	→	<input type="checkbox"/>		24.3347-1716.5	240720	TRW - Halter
1.4 (312.AXZ11)	121	05/16→						
1.4 (312.AYB11, 312.AYB1A)	120	06/16→						
 <b>Bremsschlauch</b>								
1.4 (312.AXD1A)	99	08/08→	←		2	24.5112-0356.3	331129	L= 355
1.4 (312.AXF11, 312.AXF1A, 312.AXD1A)	118	08/08→	→		2	83.7101-9219.3	330903	L= 218,5
1.4 (312.AXF1A, 312.AXD1A)	103	05/10→						
1.4 (312.AXY11, 312.AXY1A)	107	05/16→						
1.4 (312.AXZ11)	121	05/16→						
1.4 (312.AYB11, 312.AYB1A)	120	06/16→						
1.4 (312.AXF11, 312.AXF1A)	132	08/08→	→		2	83.7101-9219.3	330903	L= 218,5
1.4 (312.AXT1A)	140	08/08→						
<b>ABARTH - 500C / 595C / 695C 05/08→</b>								
 <b>Bremssattel</b>								
1.4 (312.AXD1A)	99	05/08→	←	<input type="checkbox"/>		24.3541-1829.5	240721	BOS - Halter
1.4 (312.AXF11, 312.AXF1A)	132	06/10→	←	<input type="checkbox"/>		24.3541-1830.5	240722	BOS - Halter
1.4 (312.AXF1A, 312.AXD1A)	118	05/11→	→	<input type="checkbox"/>		24.3347-1715.5	240719	TRW - Halter
1.4 (312.AXF1A, 312.AXF11, 312.AXD1A)	103	09/09→	→	<input type="checkbox"/>		24.3347-1716.5	240720	TRW - Halter
1.4 (312.AXY1A, 312.AXY11)	107	05/16→						
1.4 (312.AXZ1A)	121	05/16→						
 <b>Bremsschlauch</b>								
1.4 (312.AXD1A)	99	05/08→	←		2	24.5112-0356.3	331129	L= 355
1.4 (312.AXF11, 312.AXF1A)	132	06/10→	→		2	83.7101-9219.3	330903	L= 218,5
1.4 (312.AXF1A, 312.AXD1A)	118	05/11→						
1.4 (312.AXF1A, 312.AXF11, 312.AXD1A)	103	09/09→						
1.4 (312.AXY1A, 312.AXY11)	107	05/16→						
1.4 (312.AXZ1A)	121	05/16→						
<b>ABARTH - GRANDE PUNTO 12/07→12/12</b>								
 <b>Bremsschlauch</b>								
1.4 (199.AXN1B)	114	12/07→06/10	→		2	24.5112-0142.3	331016	L= 142
			→		2	24.5228-0216.3	330908	L= 215
1.4 (199.AXX1B)	132	12/07→12/12	→		2	24.5112-0142.3	331016	L= 142
			→		2	24.5228-0216.3	330908	L= 215
								am Bremssattel; → 01/11
								→ 01/11
<b>ABARTH - PUNTO 03/12→02/12</b>								
 <b>Bremsschlauch</b>								
1.4 (199.AXX1B)	120	03/12→02/12	→		2	24.5112-0142.3	331016	L= 142
1.4 (199.AXX1B)	132	03/12→02/12	→		2	24.5228-0216.3	330908	L= 215
<b>ABARTH - PUNTO EVO 07/08→02/12</b>								
 <b>Bremsschlauch</b>								
1.4 (199.AXX1B)	120	10/09→02/12	→		2	24.5112-0142.3	331016	L= 142
1.4 (199.AXX1B)	132	07/08→02/12	→		2	24.5228-0216.3	330908	L= 215



**ALFA ROMEO - 145 (930\_) 07/94→01/01**

**Bremssattel**

1.4 i.e. (930.A3) 1.6 i.e. (930.A2)	66 76	07/94→12/96 10/94→12/96	➡	☐; + ABS	24.3344-1703.5 240117	TRW - Halter
			➡	☐; + ABS	24.3344-1704.5 240118	TRW - Halter
1.4 i.e. 16V T.S. (930.A3A) 1.6 i.e. 16V T.S. (930.A2)	76 88	12/96→01/01 12/96→01/01	➡	☐; 01/97→	24.3541-1789.5 240291	ATE - Halter
			➡	☐; 01/97→	24.3541-1790.5 240292	ATE - Halter
1.6 16V T.S. (930.A2C) 1.9 JTD (930.A4B)	82 77	09/97→12/00 02/99→01/01	➡	☐	24.3541-1789.5 240291	ATE - Halter
			➡	☐	24.3541-1790.5 240292	ATE - Halter
1.7 i.e. 16V (930.A1)	95	10/94→12/96	➡	☐	24.3344-1703.5 240117	TRW - Halter
			➡	☐	24.3344-1704.5 240118	TRW - Halter
1.9 TD (930.A4)	66	10/94→02/99	➡	☐; 01/97→	24.3541-1789.5 240291	ATE - Halter
			➡	☐; 01/97→	24.3541-1790.5 240292	ATE - Halter
			➡	☐; + ABS	24.3344-1703.5 240117	TRW - Halter
			➡	☐; + ABS	24.3344-1704.5 240118	TRW - Halter

**Bremsschlauch**

1.4 i.e. (930.A3) 1.6 i.e. (930.A2)	66 76	07/94→12/96 10/94→12/96	➡		2 24.5112-0388.3 330518	L= 385
1.7 i.e. 16V (930.A1) 1.9 TD (930.A4)	95 66	10/94→12/96 10/94→02/99	➡		2 24.5112-0160.3 330612	L= 160
			➡		83.6401-0159.3 330746	L= 160
1.4 i.e. 16V T.S. (930.A3A) 1.6 i.e. 16V T.S. (930.A2)	76 88	12/96→01/01 12/96→01/01	➡	05/99→	2 24.5112-0387.3 330519	L= 387
			➡	01/97→ 04/99	2 24.5112-0388.3 330518	L= 385
			➡	01/97→	2 24.5112-0160.3 330612	L= 160
			➡		83.6401-0159.3 330746	L= 160
1.6 16V T.S. (930.A2C) 1.8 i.e. 16V (930.A1A) 1.9 JTD (930.A4B) 2.0 16V (930.A5) 2.0 16V T.S. (930.A5)	82 106 77 114 110	09/97→12/00 03/98→01/01 02/99→01/01 03/98→01/01 10/95→01/01	➡	05/99→	2 24.5112-0387.3 330519	L= 387
			➡	→ 04/99	2 24.5112-0388.3 330518	L= 385
			➡		2 24.5112-0160.3 330612	L= 160
			➡		83.6401-0159.3 330746	L= 160
1.8 i.e. 16V T.S. (930.A1A)	103	12/96→12/98	➡	01/97→	2 24.5112-0388.3 330518	L= 385
			➡	01/97→	2 24.5112-0160.3 330612	L= 160
			➡		83.6401-0159.3 330746	L= 160











**ALFA ROMEO - 146 (930\_) 12/94→10/01**











**Bremssattel**











1.4 i.e. (930.B3) 1.6 i.e. (930.B2)	66 76	12/94→12/96 12/94→12/96	➡	☐; + ABS	24.3344-1703.5 240117	TRW - Halter
			➡	☐; + ABS	24.3344-1704.5 240118	TRW - Halter
1.4 i.e. 16V T.S. (930.B3A) 1.6 i.e. 16V T.S. (930.B2B, 930.B2C)	76 88	11/96→01/01 11/96→10/01	➡	☐; 01/97→	24.3541-1789.5 240291	ATE - Halter
			➡	☐; 01/97→	24.3541-1790.5 240292	ATE - Halter
1.6 16V T.S. (930.B2C) 1.9 JTD (930.B4B)	82 77	09/97→12/00 02/99→01/01	➡	☐	24.3541-1789.5 240291	ATE - Halter
			➡	☐	24.3541-1790.5 240292	ATE - Halter
1.7 i.e. 16V (930.B1)	95	12/94→12/96	➡	☐	24.3344-1703.5 240117	TRW - Halter
			➡	☐	24.3344-1704.5 240118	TRW - Halter
1.9 TD (930.B4A)	66	12/94→02/99	➡	☐	24.3541-1789.5 240291	ATE - Halter
			➡	☐	24.3541-1790.5 240292	ATE - Halter
			➡	☐; + ABS	24.3344-1703.5 240117	TRW - Halter
			➡	☐; + ABS	24.3344-1704.5 240118	TRW - Halter











**Bremsschlauch**








1.4 i.e. (930.B3) 1.6 i.e. (930.B2)	66 76	12/94→12/96 12/94→12/96	➡		2 24.5112-0388.3 330518	L= 385
1.7 i.e. 16V (930.B1) 1.9 TD (930.B4A)	95 66	12/94→12/96 12/94→02/99	➡		2 24.5112-0160.3 330612	L= 160
			➡		83.6401-0159.3 330746	L= 160
1.4 i.e. 16V T.S. (930.B3A) 1.6 i.e. 16V T.S. (930.B2B, 930.B2C) 1.8 i.e. 16V T.S. (930.B1A)	76 88 103	11/96→01/01 11/96→10/01 11/96→01/01	➡	05/99→	2 24.5112-0387.3 330519	L= 387
			➡	01/97→ 04/99	2 24.5112-0388.3 330518	L= 385
			➡	01/97→	2 24.5112-0160.3 330612	L= 160
			➡		83.6401-0159.3 330746	L= 160
1.6 16V T.S. (930.B2C) 1.8 i.e. 16V T.S. (930.B1A)	82 106	09/97→12/00 03/98→01/01	➡	05/99→	2 24.5112-0387.3 330519	L= 387
			➡	→ 04/99	2 24.5112-0388.3 330518	L= 385
↓						

	kw			 	! #		
<b>ALFA ROMEO - 146 (930_) 12/94→10/01</b>							
 <b>Bremsschlauch</b>							
1.9 JTD (930.B4B)	77	02/99→01/01	➔		2	<b>24.5112-0160.3 330612</b>	L= 160
2.0 16V (930.B5)	114	03/97→10/01				<b>83.6401-0159.3 330746</b>	L= 160
2.0 16V T.S. (930.B5)	110	10/95→01/01					
<b>ALFA ROMEO - 147 (937_) 10/00→12/10</b>							
 <b>Bremsattel</b>							
1.6 16V T.SPARK (937.AXA1A, 937.AXB1A, 937.BXB1A)	88	01/01→03/10	➔	☐		<b>24.3384-1741.5 240924</b>	TRW - Halter
			➔	☐		<b>24.3384-1742.5 240925</b>	TRW - Halter
1.6 16V T.SPARK ECO (937.AXA1A, 937.BXA1A)	77	01/01→03/10					
1.6 LPG (937AXA1A)	77	01/09→03/10					
1.6 LPG (937BXB1A)	88	03/01→12/09					
1.9 JTD (937.AXD1A, 937.BXD1A)	85	04/01→03/10					
1.9 JTD (937.AXF1A, 937.BXF1A)	74	06/03→03/10					
1.9 JTD 16V (937.AXG1B, 937.BXG1B)	93	09/03→09/04					
1.9 JTD 16V (937.AXG1B, 937.BXG1B)	103	11/02→03/10					
1.9 JTD 16V (937.AXM1B, 937.AXS1B)	100	10/04→03/10					
1.9 JTDM 16V (937.AXN1B, 937.AXZ1B)	125	06/08→03/10					
1.9 JTDM 8V (937.AXD1A, 937.AXU1A, 937.BXU1A)	88	07/05→03/10					
2.0 16V T.SPARK (937.AXA1, 937.AXC1, 937.BXC1)	110	01/01→03/10					
1.9 JTDM (937.AXD1A, 937.AXV1A, 937.BXB1A)	85	10/04→03/10	➔	☐; 07/05→		<b>24.3384-1741.5 240924</b>	TRW - Halter
1.9 JTDM 16V (937.AXN1B, 937.BXN1B)	110	09/04→03/10	➔	☐; 07/05→		<b>24.3384-1742.5 240925</b>	TRW - Halter
 <b>Bremsschlauch</b>							
1.6 16V T.SPARK (937.AXA1A, 937.AXB1A, 937.BXB1A)	88	01/01→03/10	➔		2	<b>24.5112-0397.3 330666</b>	L= 396
			➔		2	<b>24.5112-0408.3 330667</b>	L= 410
1.6 16V T.SPARK ECO (937.AXA1A, 937.BXA1A)	77	01/01→03/10					
1.6 LPG (937AXA1A)	77	01/09→03/10					
1.6 LPG (937BXB1A)	88	03/01→12/09					
1.9 JTD (937.AXD1A, 937.BXD1A)	85	04/01→03/10					
1.9 JTD (937.AXF1A, 937.BXF1A)	74	06/03→03/10					
1.9 JTD 16V (937.AXG1B, 937.BXG1B)	93	09/03→09/04					
1.9 JTD 16V (937.AXG1B, 937.BXG1B)	103	11/02→03/10					
1.9 JTD 16V (937.AXM1B, 937.AXS1B)	100	10/04→03/10					
1.9 JTDM 16V (937.AXN1B, 937.AXZ1B)	125	06/08→03/10					
1.9 JTDM 8V (937.AXD1A, 937.AXU1A, 937.BXU1A)	88	07/05→03/10					
2.0 16V T.SPARK (937.AXA1, 937.AXC1, 937.BXC1)	110	01/01→03/10					
3.2 GTA (937.AXL1)	184	02/03→03/10					
1.9 JTDM (937.AXD1A, 937.AXV1A, 937.BXB1A)	85	10/04→03/10	➔	07/05→	2	<b>24.5112-0397.3 330666</b>	L= 396
			➔	07/05→	2	<b>24.5112-0408.3 330667</b>	L= 410











	kw			 	! #		
<b>ALFA ROMEO - 147 (937_) 10/00→12/10</b>							
 <b>Bremsschlauch</b>							
1.9 JTDM 16V (937.AXN1B, 937.BXN1B)	110	09/04→03/10	←	07/05→	2	24.5112-0397.3 330666	L= 396
			→	07/05→	2	24.5112-0408.3 330667	L= 410
<b>ALFA ROMEO - 155 (167_) 01/92→12/97</b>							
 <b>Bremssattel</b>							
1.6 16V T.S. (167.A6A)	88	05/96→12/97	→	<input type="checkbox"/>		24.3344-1703.5 240117	TRW - Halter
1.7 T.S. (167.A4D, 167.A4H)	85	04/93→04/96	→	<input type="checkbox"/>		24.3344-1704.5 240118	TRW - Halter
1.7 T.S. 16V (167.A4N)	103	05/96→12/97					
1.9 TD (167.A3B, 167.A3)	66	04/93→12/97					
2.0 T.S. 16V (167.A2G)	110	03/95→12/97					
2.5 TD (167.A1A, 167.A1G)	92	04/93→12/97					
2.5 V6 (167.A1C, 167.A1E)	120	09/92→12/97					
1.8 T.S. (167.A4C, 167.A)	77	02/92→12/97	→	<input type="checkbox"/> ; 05/92→		24.3344-1703.5 240117	TRW - Halter
1.8 T.S. Sport (167.A4A, 167.A4C, 167.A4E)	93	03/92→12/96	→	<input type="checkbox"/> ; 05/92→		24.3344-1704.5 240118	TRW - Halter
2.0 T.S. (167.A2A, 167.A2D)	104	02/92→05/95					
2.0 T.S. (167.A2D)	106	02/92→01/95					
2.5 V6 (167.A1C, 167.A1)	121	03/92→05/95					
2.0 16V Turbo Q4 (167.A2B, 167.A2C, 167.A2E)	137	01/92→12/97	→	<input type="checkbox"/> ; 11/92→		24.3344-1703.5 240117	TRW - Halter
2.0 16V Turbo Q4 (167.A2B, 167.A2C, 167.A2E)	140	03/92→12/97	→	<input type="checkbox"/> ; 11/92→		24.3344-1704.5 240118	TRW - Halter
<b>Zubehörsatz, Bremssattel</b>							
1.6 16V T.S. (167.A6A)	88	05/96→12/97	→			24.0101-3601.2 260044	TRW
1.7 T.S. (167.A4D, 167.A4H)	85	04/93→04/96					
1.7 T.S. 16V (167.A4N)	103	05/96→12/97					
1.9 TD (167.A3B, 167.A3)	66	04/93→12/97					
2.0 T.S. 16V (167.A2G)	110	03/95→12/97					
2.5 TD (167.A1A, 167.A1G)	92	04/93→12/97					
2.5 V6 (167.A1C, 167.A1E)	120	09/92→12/97					
1.8 T.S. (167.A4C, 167.A)	77	02/92→12/97	→	05/92→		24.0101-3601.2 260044	TRW
1.8 T.S. Sport (167.A4A, 167.A4C, 167.A4E)	93	03/92→12/96					
2.0 T.S. (167.A2A, 167.A2D)	104	02/92→05/95					
2.0 T.S. (167.A2D)	106	02/92→01/95					
2.5 V6 (167.A1C, 167.A1)	121	03/92→05/95					
2.0 16V Turbo Q4 (167.A2B, 167.A2C, 167.A2E)	137	01/92→12/97	→	11/92→		24.0101-3601.2 260044	TRW
2.0 16V Turbo Q4 (167.A2B, 167.A2C, 167.A2E)	140	03/92→12/97					
 <b>Bremsschlauch</b>							
1.6 16V T.S. (167.A6A)	88	05/96→12/97	→		2	24.5112-0160.3 330612	L= 160
1.7 T.S. (167.A4D, 167.A4H)	85	04/93→04/96				83.6401-0159.3 330746	L= 160
1.7 T.S. 16V (167.A4N)	103	05/96→12/97					
1.9 TD (167.A3B, 167.A3)	66	04/93→12/97					
2.0 T.S. 16V (167.A2G)	110	03/95→12/97					
2.5 TD (167.A1A, 167.A1G)	92	04/93→12/97					
2.5 V6 (167.A1C, 167.A1E)	120	09/92→12/97					
1.8 T.S. (167.A4C, 167.A)	77	02/92→12/97	→	05/92→	2	24.5112-0160.3 330612	L= 160
1.8 T.S. Sport (167.A4A, 167.A4C, 167.A4E)	93	03/92→12/96				83.6401-0159.3 330746	L= 160
2.0 T.S. (167.A2A, 167.A2D)	104	02/92→05/95					
2.0 T.S. (167.A2D)	106	02/92→01/95					












	kw			 	! #		
<b>ALFA ROMEO - 155 (167_) 01/92→12/97</b>							
 <b>Bremsschlauch</b>							
2.5 V6 (167.A1C, 167.A1)	121	03/92→05/95	➔	05/92→	2	24.5112-0160.3 330612 83.6401-0159.3 330746	L= 160 L= 160
2.0 16V Turbo Q4 (167.A2B, 167.A2C, 167.A2E) 2.0 16V Turbo Q4 (167.A2B, 167.A2C, 167.A2E)	137 140	01/92→12/97 03/92→12/97	➔	11/92→	2	24.5112-0160.3 330612 83.6401-0159.3 330746	L= 160 L= 160
<b>ALFA ROMEO - 156 (932_) 09/97→10/05</b>							
 <b>Bremsattel</b>							
1.6 16V T.SPARK (932.A4, 932.A4100)	88	09/97→09/05	➔	☐; 03/02→ 07/05		24.3384-1741.5 240924	TRW - Halter
1.6 16V T.SPARK (932A4)	82	09/97→09/05	➔	☐; 03/02→ 07/05		24.3384-1742.5 240925	TRW - Halter
1.8 16V T.SPARK (932.A3100)	103	09/97→09/05					
1.9 JTD (932.A2B00, 932.A2C00)	85	05/01→09/05					
2.0 JTS (932AXD00, 932AXD01)	119	03/01→09/05					
2.4 JTD (932A1B_)	103	10/00→09/05					
2.5 V6 24V (932A11_)	141	10/00→09/05					
1.9 JTD (932.AXN00, 932.BXE00)	110	07/04→09/05	➔	☐; → 07/05		24.3384-1741.5 240924	TRW - Halter
1.9 JTD (932AXE00)	93	11/03→09/05	➔	☐; → 07/05		24.3384-1742.5 240925	TRW - Halter
1.9 JTD 16V (932AXE00)	103	11/02→09/05					
2.0 JTS (932AXA)	122	03/02→09/05					
2.4 JTD (932AXC)	110	03/02→09/05					
2.4 JTD (932AXF00)	129	10/03→09/05					
1.9 JTD (932AXE00)	100	11/02→11/04	➔	☐		24.3384-1741.5 240924	TRW - Halter
			➔	☐		24.3384-1742.5 240925	TRW - Halter
2.0 16V T.SPARK (932A2)	114	09/97→06/02	➔	☐; 03/02→		24.3384-1741.5 240924	TRW - Halter
2.0 16V T.SPARK (932A21_)	110	10/00→03/02	➔	☐; 03/02→		24.3384-1742.5 240925	TRW - Halter
2.5 V6 24V (932A1)	140	09/97→09/02					
2.4 JTD (932AXF00)	120	06/03→09/05	➔	☐; 10/03→ 07/05		24.3384-1741.5 240924	TRW - Halter
			➔	☐; 10/03→ 07/05		24.3384-1742.5 240925	TRW - Halter
<b>Führungshülzensatz, Bremsattel</b>							
1.6 16V T.SPARK (932.A4, 932.A4100)	88	09/97→09/05	←	10/97→ 02/01		11.0101-5407.2 260011	ATE
1.6 16V T.SPARK (932A4)	82	09/97→09/05					
1.8 16V T.SPARK (932.A3)	106	09/97→10/00	←	10/97→		11.0101-5407.2 260011	ATE
1.9 JTD (932B2)	77	09/97→10/00					
1.8 16V T.SPARK (932.A3100)	103	09/97→09/05	←	→ 02/01		11.0101-5407.2 260011	ATE
1.9 JTD (932.A2B00)	81	10/00→05/01					
 <b>Bremsschlauch</b>							
1.6 16V T.SPARK (932.A4, 932.A4100)	88	09/97→09/05	←	10/97→ 07/05	2	24.5112-0397.3 330666	L= 396
1.6 16V T.SPARK (932A4)	82	09/97→09/05	➔	10/97→ 07/05	2	24.5112-0437.3 330886	L= 435
1.8 16V T.SPARK (932.A3)	106	09/97→10/00	←	10/97→	2	24.5112-0397.3 330666	L= 396
1.9 JTD (932B2)	77	09/97→10/00	➔	10/97→	2	24.5112-0437.3 330886	L= 435
2.0 16V T.SPARK (932A2)	114	09/97→06/02					
2.5 V6 24V (932A1)	140	09/97→09/02					
1.8 16V T.SPARK (932.A3100)	103	09/97→09/05	←	→ 07/05	2	24.5112-0397.3 330666	L= 396
1.9 JTD (932.A2B00, 932.A2C00)	85	05/01→09/05	➔	→ 07/05	2	24.5112-0437.3 330886	L= 435
1.9 JTD (932.AXN00, 932.BXE00)	110	07/04→09/05					
1.9 JTD (932AXE00)	93	11/03→09/05					
1.9 JTD 16V (932AXE00)	103	11/02→09/05					
2.0 JTS (932AXA)	122	03/02→09/05					
2.0 JTS (932AXD00, 932AXD01)	119	03/01→09/05					
2.4 JTD (932A1B_) ↓	103	10/00→09/05					

	kw			 	! #		
<b>ALFA ROMEO - 156 (932_) 09/97→10/05</b>							
 <b>Bremsschlauch</b>							
2.4 JTD (932AXC)	110	03/02→09/05	←	→ 07/05	2	24.5112-0397.3 330666	L= 396
2.4 JTD (932AXF00)	129	10/03→09/05	→	→ 07/05	2	24.5112-0437.3 330886	L= 435
2.5 V6 24V (932A11_)	141	10/00→09/05					
3.2 GTA (932AXB)	184	03/02→09/05					
1.9 JTD (932.A2B00)	81	10/00→05/01	←		2	24.5112-0397.3 330666	L= 396
1.9 JTD (932AXE00)	100	11/02→11/04	→		2	24.5112-0437.3 330886	L= 435
2.0 16V T.SPARK (932A21_)	110	10/00→03/02					
2.4 JTD (932AXF00)	120	06/03→09/05	←	10/03→ 07/05	2	24.5112-0397.3 330666	L= 396
			→	10/03→ 07/05	2	24.5112-0437.3 330886	L= 435
2.4 JTD (932B1)	100	09/97→09/03	←	10/97→ 10/00	2	24.5112-0397.3 330666	L= 396
			→	10/97→ 10/00	2	24.5112-0437.3 330886	L= 435
<b>ALFA ROMEO - 156 Sportwagon (932_) 02/97→05/06</b>							
 <b>Bremssattel</b>							
1.6 16V T.SPARK. (932B4100)	88	05/00→05/06	→	☐; 03/02→ 07/05		24.3384-1741.5 240924	TRW - Halter
1.6 16V T.SPARK (932A4)	82	01/00→09/05	→	☐; 03/02→ 07/05		24.3384-1742.5 240925	TRW - Halter
1.8 16V T.SPARK (932B31_)	103	02/97→05/06					
1.9 JTD (932B2B, 932B2C)	85	05/01→05/06					
2.4 JTD (932.B1B00)	103	10/00→05/06					
2.5 V6 24V (932B1100)	141	02/97→05/06					
1.9 JTD (932BXE00)	93	11/03→05/06	→	☐; → 07/05		24.3384-1741.5 240924	TRW - Halter
1.9 JTD 16V (932BXE00)	103	11/02→05/06	→	☐; → 07/05		24.3384-1742.5 240925	TRW - Halter
2.0 JTS (932BXA)	122	03/02→05/06					
2.0 JTS (932BXD00, 932BXD01)	119	03/02→05/06					
2.4 JTD (932.BXC00)	110	03/02→05/06					
2.4 JTD (932BXF00)	129	10/03→05/06					
1.9 JTD (932BXE00)	100	11/02→11/04	→	☐		24.3384-1741.5 240924	TRW - Halter
			→	☐		24.3384-1742.5 240925	TRW - Halter
2.0 16V T.SPARK (932A2)	114	05/00→06/02	→	☐; 03/02→		24.3384-1741.5 240924	TRW - Halter
2.0 16V T.SPARK (932B21_)	110	10/00→03/02	→	☐; 03/02→		24.3384-1742.5 240925	TRW - Halter
2.5 V6 24V (932A1)	140	02/97→08/03					
2.4 JTD (932BXF00)	120	06/03→05/06	→	☐; 10/03→ 07/05		24.3384-1741.5 240924	TRW - Halter
			→	☐; 10/03→ 07/05		24.3384-1742.5 240925	TRW - Halter
<b>Führungshülzensatz, Bremssattel</b>							
1.6 16V T.SPARK. (932B4100)	88	05/00→05/06	←	→ 02/01		11.0101-5407.2 260011	ATE
1.6 16V T.SPARK (932A4)	82	01/00→09/05					
1.8 16V T.SPARK (932B31_)	103	02/97→05/06					
1.9 JTD (932.B2B00)	81	10/00→05/01					
1.8 16V T.SPARK (932A3)	106	05/00→10/00	←			11.0101-5407.2 260011	ATE
1.9 JTD (932B2)	77	05/00→10/00					
 <b>Bremsschlauch</b>							
1.6 16V T.SPARK. (932B4100)	88	05/00→05/06	←	→ 07/05	2	24.5112-0397.3 330666	L= 396
1.6 16V T.SPARK (932A4)	82	01/00→09/05	→	→ 07/05	2	24.5112-0437.3 330886	L= 435
1.8 16V T.SPARK (932B31_)	103	02/97→05/06					
1.9 JTD (932B2B, 932B2C)	85	05/01→05/06					
1.9 JTD (932BXE00, 932BXN00)	110	03/05→05/06					
1.9 JTD (932BXE00)	93	11/03→05/06					
1.9 JTD 16V (932BXE00)	103	11/02→05/06					
1.9 JTD 16V Q4 (932BXN20)	110	07/04→05/06					
2.0 JTS (932BXA)	122	03/02→05/06					
2.0 JTS (932BXD00, 932BXD01)	119	03/02→05/06					
2.4 JTD (932.B1B00)	103	10/00→05/06					
2.4 JTD (932.BXC00)	110	03/02→05/06					
↓							

	kW					! #		
<b>ALFA ROMEO - 156 Sportwagon (932_) 02/97→05/06</b>								
<b>Bremsschlauch</b>								
2.4 JTD (932BXF00)	129	10/03→05/06	←	→ 07/05	2	24.5112-0397.3	330666	L= 396
2.5 V6 24V (932B1100)	141	02/97→05/06						
3.2 GTA (932.BXB00)	184	03/02→05/06	→	→ 07/05	2	24.5112-0437.3	330886	L= 435
1.8 16V T.SPARK (932A3)	106	05/00→10/00	←		2	24.5112-0397.3	330666	L= 396
1.9 JTD (932.B2B00)	81	10/00→05/01	→		2	24.5112-0437.3	330886	L= 435
1.9 JTD (932B2)	77	05/00→10/00						
1.9 JTD (932BXE00)	100	11/02→11/04						
2.0 16V T.SPARK (932A2)	114	05/00→06/02						
2.0 16V T.SPARK (932B21_)	110	10/00→03/02						
2.5 V6 24V (932A1)	140	02/97→08/03						
2.4 JTD (932B1)	100	05/00→09/03	←	→ 10/00	2	24.5112-0397.3	330666	L= 396
			→	→ 10/00	2	24.5112-0437.3	330886	L= 435
2.4 JTD (932BXF00)	120	06/03→05/06	←	10/03→ 07/05	2	24.5112-0397.3	330666	L= 396
			→	10/03→ 07/05	2	24.5112-0437.3	330886	L= 435
<b>ALFA ROMEO - 159 (939_) 06/05→12/12</b>								
<b>Bremssattel</b>								
1.8 MPI (939AXL1A)	103	06/05→11/11	→	☐; 03/07→ 10/11		24.3387-1713.5	240930	TRW - Halter
			→	☐; 03/07→ 10/11		24.3387-1714.5	240931	TRW - Halter
1.8 TBi (939.AXN1B)	147	05/09→12/12	→	☐; → 10/11		24.3417-1705.5	240932	TRW - Halter
2.4 JTDM (939AXD)	154	07/07→11/11						
2.4 JTDM (939AXD12, 939AXD1B)	147	09/05→11/11	→	☐; → 10/11		24.3417-1706.5	240933	TRW - Halter
2.4 JTDM Q4 (939AXMB2)	154	05/07→11/11						
3.2 JTS Q4 (939AXH1B, 939AXG22)	191	12/05→11/11						
1.9 JTDM 16V (939AXC1B, 939AXC12)	110	09/05→11/11	→	☐; → 10/11; für Fahrzeuge ohne Sportpaket		24.3387-1713.5	240930	TRW - Halter
1.9 JTDM 16V (939AXF1B, 939AXC1B)	100	09/05→11/11	→	☐; → 10/11; für Fahrzeuge ohne Sportpaket		24.3387-1714.5	240931	TRW - Halter
1.9 JTDM 8V (939AXE1B, 939BXE1B, 939BXH1B)	85	09/05→11/11						
1.9 JTDM 8V (939AXE1B)	88	09/05→11/11						
1.9 JTS (939AXA1B)	118	09/05→11/11						
2.0 JTDM (939AXP1B)	125	05/09→11/11						
2.0 JTDM (939AXQ1B)	120	05/09→11/11						
2.0 JTDM (939AXR1B)	100	06/10→11/11						
2.2 JTS (939AXB1B, 939AXB11)	136	09/05→11/11						
3.2 JTS (939AXG2B)	191	01/08→11/11	→	☐; 02/08→ 10/11		24.3417-1705.5	240932	TRW - Halter
			→	☐; 02/08→ 10/11		24.3417-1706.5	240933	TRW - Halter
<b>Feder, Bremssattel</b>								
1.8 MPI (939AXL1A)	103	06/05→11/11		→ 10/11	2	11.8116-0237.1	390509	ATE
1.9 JTS (939AXA1B)	118	09/05→11/11						
2.2 JTS (939AXB1B, 939AXB11)	136	09/05→11/11						
<b>Führungshülzensatz, Bremssattel</b>								
1.8 MPI (939AXL1A)	103	06/05→11/11	←	→ 10/11		11.0101-5407.2	260011	ATE
1.9 JTS (939AXA1B)	118	09/05→11/11						
2.2 JTS (939AXB1B, 939AXB11)	136	09/05→11/11						
<b>Führungsbolzen, Bremssattel</b>								
1.8 MPI (939AXL1A)	103	06/05→11/11		→ 10/11	2	11.8171-0008.1	990049	ATE
1.9 JTS (939AXA1B)	118	09/05→11/11						
2.2 JTS (939AXB1B, 939AXB11)	136	09/05→11/11						
<b>Bremsschlauch</b>								
1.8 MPI (939AXL1A)	103	06/05→11/11	←	→ 10/11	2	83.7101-9504.3	330898	L= 503,5
1.9 JTDM 16V (939AXC1B, 939AXC12)	110	09/05→11/11	→	→ 10/11	2	83.7101-9399.3	330904	L= 398,5
1.9 JTDM 16V (939AXF1B, 939AXC1B)	100	09/05→11/11						
1.9 JTDM 8V (939AXE1B, 939BXE1B, 939BXH1B)	85	09/05→11/11						



	kw					! #		
<b>ALFA ROMEO - 159 (939_) 06/05→12/12</b>								
 <b>Bremsschlauch</b>								
1.9 JTDM 8V (939AXE1B)	88	09/05→11/11	←	→ 10/11	2	83.7101-9504.3	330898	L= 503,5
1.9 JTS (939AXA1B)	118	09/05→11/11	→	→ 10/11	2	83.7101-9399.3	330904	L= 398,5
2.2 JTS (939AXB1B, 939AXB11)	136	09/05→11/11						
1.8 TBi (939.AXN1B)	147	05/09→12/12	→	→ 10/11	2	83.7101-9399.3	330904	L= 398,5
1.9 JTDM (939.AXP1B)	125	05/09→11/11						
2.0 JTDM (939.AXQ1B)	120	05/09→11/11						
2.0 JTDM (939.AXR1B)	100	06/10→11/11						
2.4 JTDM (939.AXD)	154	07/07→11/11						
2.4 JTDM (939.AXD12, 939.AXD1B)	147	09/05→11/11						
2.4 JTDM Q4 (939.AXMB2)	154	05/07→11/11						
3.2 JTS (939.AXG2B)	191	01/08→11/11						
3.2 JTS Q4 (939.AXH1B, 939.AXG22)	191	12/05→11/11						
<b>ALFA ROMEO - 159 Sportwagon (939_) 06/05→12/12</b>								
 <b>Bremssattel</b>								
1.8 MPI (939.BXL1A)	103	06/05→11/11	→	☐; 03/07→ 10/11		24.3387-1713.5	240930	TRW - Halter
			→	☐; 03/07→ 10/11		24.3387-1714.5	240931	TRW - Halter
1.8 TBi (939.BXN1B)	147	07/09→11/11	→	☐; → 10/11		24.3417-1705.5	240932	TRW - Halter
2.4 JTDM (939.BXM1B)	154	05/07→12/12						
2.4 JTDM (939.BXD1B, 939.BXD12)	147	03/06→11/11	→	☐; → 10/11		24.3417-1706.5	240933	TRW - Halter
2.4 JTDM Q4 (939.BXM2B)	154	05/07→11/11						
3.2 JTS (939.BXH1B)	191	02/08→11/11						
3.2 JTS Q4 (939.BXG2B, 939.BXG22)	191	03/06→11/11						
1.9 JTDM 16V (939.BXC1B, 939.BXC12)	110	03/06→11/11	→	☐; → 10/11; für Fahrzeuge ohne Sportpaket		24.3387-1713.5	240930	TRW - Halter
1.9 JTDM 16V (939.BXC1B)	100	03/06→11/11	→	☐; → 10/11; für Fahrzeuge ohne Sportpaket		24.3387-1714.5	240931	TRW - Halter
1.9 JTDM 8V (939.AXH1B, 939.BXH1B)	85	03/06→11/11						
1.9 JTDM 8V (939.BXE1B)	88	03/06→11/11						
1.9 JTS (939.BXA1B)	118	03/06→11/11						
2.0 JTDM (939.BXP1B)	125	07/09→11/11						
2.0 JTDM (939.BXQ1B)	120	05/09→11/11						
2.0 JTDM (939.BXR1B)	100	06/10→11/11						
2.2 JTS (939.BXB1B, 939.BXB11)	136	03/06→11/11						
<b>Feder, Bremssattel</b>								
1.8 MPI (939.BXL1A)	103	06/05→11/11		→ 10/11	2	11.8116-0237.1	390509	ATE
1.9 JTS (939.BXA1B)	118	03/06→11/11						
2.2 JTS (939.BXB1B, 939.BXB11)	136	03/06→11/11						
<b>Führungshülzensatz, Bremssattel</b>								
1.8 MPI (939.BXL1A)	103	06/05→11/11	←	→ 10/11		11.0101-5407.2	260011	ATE
1.9 JTS (939.BXA1B)	118	03/06→11/11						
2.2 JTS (939.BXB1B, 939.BXB11)	136	03/06→11/11						
<b>Führungsbolzen, Bremssattel</b>								
1.8 MPI (939.BXL1A)	103	06/05→11/11		→ 10/11	2	11.8171-0008.1	990049	ATE
1.9 JTS (939.BXA1B)	118	03/06→11/11						
2.2 JTS (939.BXB1B, 939.BXB11)	136	03/06→11/11						
 <b>Bremsschlauch</b>								
1.8 MPI (939.BXL1A)	103	06/05→11/11	←	→ 10/11	2	83.7101-9504.3	330898	L= 503,5
1.9 JTDM 16V (939.BXC1B, 939.BXC12)	110	03/06→11/11	→	→ 10/11	2	83.7101-9399.3	330904	L= 398,5
1.9 JTDM 16V (939.BXC1B)	100	03/06→11/11						
1.9 JTDM 8V (939.AXH1B, 939.BXH1B)	85	03/06→11/11						
1.9 JTDM 8V (939.BXE1B)	88	03/06→11/11						
1.9 JTS (939.BXA1B)	118	03/06→11/11						
2.2 JTS (939.BXB1B, 939.BXB11)	136	03/06→11/11						
1.8 TBi (939.BXN1B)	147	07/09→11/11	→	→ 10/11	2	83.7101-9399.3	330904	L= 398,5
2.0 JTDM (939.BXP1B)	125	07/09→11/11						

	kw					! #		
<b>ALFA ROMEO - 159 Sportwagon (939_) 06/05→12/12</b>								
 <b>Bremsschlauch</b>								
2.0 JTDM (939BXQ1B)	120	05/09→11/11	➔	→ 10/11		2	83.7101-9399.3 330904	L= 398,5
2.0 JTDM (939BXR1B)	100	06/10→11/11						
2.4 JTDM (939.BXM1B)	154	05/07→12/12						
2.4 JTDM (939BXD1B, 939BXD12)	147	03/06→11/11						
2.4 JTDM Q4 (939BXM2B)	154	05/07→11/11						
3.2 JTS (939BXH1B)	191	02/08→11/11						
3.2 JTS Q4 (939BXG2B, 939BXG22)	191	03/06→11/11						
<b>ALFA ROMEO - BRERA (939_) 01/06→05/11</b>								
 <b>Bremssattel</b>								
1.8 TBi (939DXN1B)	147	05/09→06/10	➔	☐			24.3417-1705.5 240932	TRW - Halter
2.4 JTDM 20V (939DXD1B, 939DXD12)	147	01/06→03/11	➔	☐			24.3417-1706.5 240933	TRW - Halter
2.4 JTDM 20V (939DXD1B, 939DXM1B)	154	05/07→03/11						
3.2 JTS (939DXG2B, 939DXG1B)	191	03/08→06/10						
3.2 JTS Q4 (939.DXG22)	191	01/06→05/11						
2.0 JTDM (939DXP1B)	125	05/09→06/10	➔	☐			24.3387-1713.5 240930	TRW - Halter
			➔	☐			24.3387-1714.5 240931	TRW - Halter
2.0 JTDM (939DXQ1B)	120	03/08→06/10	➔	☐; 05/09→			24.3387-1713.5 240930	TRW - Halter
			➔	☐; 05/09→			24.3387-1714.5 240931	TRW - Halter
2.2 JTS (939.DXB11)	136	01/06→05/11	➔	☐; für Fahrzeuge ohne Sportfahrwerk			24.3387-1713.5 240930	TRW - Halter
			➔	☐; für Fahrzeuge ohne Sportfahrwerk			24.3387-1714.5 240931	TRW - Halter
			➔	☐; für Fahrzeuge mit Sportfahrwerk			24.3417-1705.5 240932	TRW - Halter
			➔	☐; für Fahrzeuge mit Sportfahrwerk			24.3417-1706.5 240933	TRW - Halter
<b>Feder, Bremssattel</b>								
2.2 JTS (939.DXB11)	136	01/06→05/11		für Fahrzeuge ohne Sportfahrwerk		2	11.8116-0237.1 390509	ATE
<b>Führungshülensatz, Bremssattel</b>								
2.2 JTS (939.DXB11)	136	01/06→05/11	➔	für Fahrzeuge ohne Sportfahrwerk			11.0101-5407.2 260011	ATE
<b>Führungsbolzen, Bremssattel</b>								
2.2 JTS (939.DXB11)	136	01/06→05/11		für Fahrzeuge ohne Sportfahrwerk		2	11.8171-0008.1 990049	ATE
 <b>Bremsschlauch</b>								
1.8 TBi (939DXN1B)	147	05/09→06/10	➔			2	83.7101-9399.3 330904	L= 398,5
2.0 JTDM (939DXP1B)	125	05/09→06/10						
2.4 JTDM 20V (939DXD1B, 939DXD12)	147	01/06→03/11						
2.4 JTDM 20V (939DXD1B, 939DXM1B)	154	05/07→03/11						
3.2 JTS (939DXG2B, 939DXG1B)	191	03/08→06/10						
3.2 JTS Q4 (939.DXG22)	191	01/06→05/11						
2.0 JTDM (939DXQ1B)	120	03/08→06/10	➔	05/09→		2	83.7101-9399.3 330904	L= 398,5
2.2 JTS (939.DXB11)	136	01/06→05/11	➔			2	83.7101-9504.3 330898	L= 503,5
			➔			2	83.7101-9399.3 330904	L= 398,5
<b>ALFA ROMEO - GIULIETTA (940_) 04/10→</b>								
 <b>Bremssattel</b>								
1.4 BiFuel (940FXA1A, 940FXT1A)	88	12/11→02/17	➔	☐			11.9571-9969.2 220955	ATE - Halter
1.6 JTDM (940.FYB1_)	88	02/15→	➔	☐			11.9571-9970.2 220956	ATE - Halter
1.6 JTDM (940.FYE1_)	85	09/15→						
1.6 JTDM (940FXD1A)	77	04/10→						
1.4 TB (940FXA1A)	88	04/10→	➔	☐; nicht für Fahrzeuge mit verstärkter Bremse			11.9571-9969.2 220955	ATE - Halter
1.4 TB (940FXF1A)	85	04/10→02/16	➔	☐; nicht für Fahrzeuge mit verstärkter Bremse			11.9571-9970.2 220956	ATE - Halter
↓								



**ALFA ROMEO - GIULIETTA (940\_) 04/10→**

**Bremssattel**

1.4 TB (940FXB1A)	125	04/10→	←	☐; nicht für Fahrzeuge mit verstärkter Bremsen		24.3571-9953.5	241062	ATE - Halter
2.0 JTDM (940.FXL1A)	103	04/10→						
2.0 JTDM (940.FXQ1A)	110	08/13→						
2.0 JTDM (940.FXV11)	129	11/13→						
2.0 JTDM (940FXE1A)	125	04/10→	←	☐; nicht für Fahrzeuge mit verstärkter Bremsen		24.3571-9954.5	241063	ATE - Halter
2.0 JTDM (940FXH1A, 940FXH11, 940.FXZ11, 940.FXZ1A)	120	04/10→						
2.0 JTDM (940FXM1A, 940FXS1A, 940FYD1A)	100	04/10→02/16						

**Feder, Bremssattel**

1.4 BiFuel (940FXA1A, 940FXT1A)	88	12/11→02/17	←		2	11.8116-0340.1	390595	ATE
1.6 JTDM (940.FYB1_)	88	02/15→						
1.6 JTDM (940.FYE1_)	85	09/15→						
1.6 JTDM (940FXD1A)	77	04/10→						
1.4 TB (940FXA1A)	88	04/10→	←	nicht für Fahrzeuge mit verstärkter Bremsen	2	11.8116-0340.1	390595	ATE
1.4 TB (940FXF1A)	85	04/10→02/16						
1.4 TB (940FXB1A)	125	04/10→	←		2	11.8116-0237.1	390509	ATE
2.0 JTDM (940.FXL1A)	103	04/10→						
2.0 JTDM (940.FXQ1A)	110	08/13→						
2.0 JTDM (940.FXV11)	129	11/13→						
2.0 JTDM (940FXE1A)	125	04/10→						
2.0 JTDM (940FXH1A, 940FXH11, 940.FXZ11, 940.FXZ1A)	120	04/10→						
2.0 JTDM (940FXM1A, 940FXS1A, 940FYD1A)	100	04/10→02/16						

**Führungsbolzen, Bremssattel**

1.4 BiFuel (940FXA1A, 940FXT1A)	88	12/11→02/17			2	11.8171-0008.1	990049	ATE
1.4 TB (940FXB1A)	125	04/10→						
1.6 JTDM (940.FYB1_)	88	02/15→						
1.6 JTDM (940.FYE1_)	85	09/15→						
1.6 JTDM (940FXD1A)	77	04/10→						
2.0 JTDM (940.FXL1A)	103	04/10→						
2.0 JTDM (940.FXQ1A)	110	08/13→						
2.0 JTDM (940.FXV11)	129	11/13→						
2.0 JTDM (940FXE1A)	125	04/10→						
2.0 JTDM (940FXH1A, 940FXH11, 940.FXZ11, 940.FXZ1A)	120	04/10→						
2.0 JTDM (940FXM1A, 940FXS1A, 940FYD1A)	100	04/10→02/16						
1.4 TB (940FXA1A)	88	04/10→		nicht für Fahrzeuge mit verstärkter Bremsen	2	11.8171-0008.1	990049	ATE
1.4 TB (940FXF1A)	85	04/10→02/16						














**Bremsschlauch**












1.4 BiFuel (940FXA1A, 940FXT1A)	88	12/11→02/17	←	für Fahrzeuge mit verstärkter Bremsen	2	24.5104-0470.3	331566	L= 470
1.4 TB (940.FYA1A)	110	09/14→	←	nicht für Fahrzeuge mit verstärkter Bremsen	2	24.5112-0414.3	331453	L= 410
1.4 TB (940FXA1A)	88	04/10→						
1.4 TB (940FXB1A)	125	04/10→	→		2	24.5112-0431.3	331502	L= 430
1.4 TB (940FXF1A)	85	04/10→02/16						
1.4 TB (940FXG1A)	120	04/10→						
1.4 TB (940FXN1A, 940FXU1A)	77	04/11→						
1.6 JTDM (940.FYB1_)	88	02/15→						
1.6 JTDM (940.FYE1_)	85	09/15→						
1.6 JTDM (940FXD1A)	77	04/10→						
1.8 TBi (940FXC1A)	169	04/10→09/13						
1.8 TBi (940FXC1A)	173	04/10→02/16						
1.8 TBi (940FXR11)	177	09/13→						
2.0 JTDM (940.FXL1A)	103	04/10→						
2.0 JTDM (940.FXQ1A)	110	08/13→						
2.0 JTDM (940.FXV11)	129	11/13→						
2.0 JTDM (940FXE1A)	125	04/10→						
2.0 JTDM (940FXH1A, 940FXH11, 940.FXZ11, 940.FXZ1A)	120	04/10→						
2.0 JTDM (940FXM1A, 940FXS1A, 940FYD1A)	100	04/10→02/16						








**ALFA ROMEO - GIULIETTA Kasten/Schrägheck (940\_) 04/11→**








**Bremssattel**










1.4 (940FXA1A)	88	04/11→02/16	←	☐; nicht für Fahrzeuge mit verstärkter Bremsen		11.9571-9969.2	220955	ATE - Halter
↓								

	kw			 	! #		
<b>ALFA ROMEO - GIULIETTA Kasten/Schrägheck (940_) 04/11→</b>							
 <b>Bremssattel</b>							
1.4 (940FXA1A)	88	04/11→02/16	←	☐; nicht für Fahrzeuge mit verstärkter Bremse		11.9571-9970.2 220956	ATE - Halter
2.0 JTDM (940FXV11)	129	05/15→	←	☐; nicht für Fahrzeuge mit verstärkter Bremse		24.3571-9953.5 241062	ATE - Halter
			←	☐; nicht für Fahrzeuge mit verstärkter Bremse		24.3571-9954.5 241063	ATE - Halter
<b>Feder, Bremssattel</b>							
1.4 (940FXA1A)	88	04/11→02/16	←	nicht für Fahrzeuge mit verstärkter Bremse	2	11.8116-0340.1 390595	ATE
2.0 JTDM (940FXV11)	129	05/15→	←		2	11.8116-0237.1 390509	ATE
<b>Führungsbolzen, Bremssattel</b>							
1.4 (940FXA1A)	88	04/11→02/16		nicht für Fahrzeuge mit verstärkter Bremse	2	11.8171-0008.1 990049	ATE
2.0 JTDM (940FXV11)	129	05/15→			2	11.8171-0008.1 990049	ATE
 <b>Bremsschlauch</b>							
1.4 (940FXA1A)	88	04/11→02/16	←	für Fahrzeuge mit verstärkter Bremse	2	24.5104-0470.3 331566	L= 470
1.4 (940FXB1A)	125	04/11→	←	nicht für Fahrzeuge mit verstärkter Bremse	2	24.5112-0414.3 331453	L= 410
2.0 JTDM (940FXV11)	129	05/15→	→		2	24.5112-0431.3 331502	L= 430
<b>ALFA ROMEO - GT (937_) 11/03→09/10</b>							
 <b>Bremssattel</b>							
1.8 TS (937CXR1A)	103	11/03→09/10	→	☐; → 07/10		24.3384-1741.5 240924	TRW - Halter
1.9 JTD (937CXN1B, 937CXZ1B)	125	05/08→09/10	→	☐; → 07/10		24.3384-1742.5 240925	TRW - Halter
1.9 JTD (937CXN1B)	110	11/03→09/10					
2.0 JTS (937CXH11, 937CXH1A, 937CXT1A)	119	12/06→09/10					
2.0 JTS (937CXH1A, 937CXH11)	121	11/03→09/10					
 <b>Bremsschlauch</b>							
1.8 TS (937CXR1A)	103	11/03→09/10	←	→ 07/10	2	24.5112-0397.3 330666	L= 396
1.9 JTD (937CXN1B, 937CXZ1B)	125	05/08→09/10	→	→ 07/10	2	24.5112-0437.3 330886	L= 435
1.9 JTD (937CXN1B)	110	11/03→09/10					
2.0 JTS (937CXH11, 937CXH1A, 937CXT1A)	119	12/06→09/10					
2.0 JTS (937CXH1A, 937CXH11)	121	11/03→09/10					
3.2 GTA (937CXP1B)	176	11/03→09/10	→	→ 07/10	2	24.5112-0437.3 330886	L= 435
<b>ALFA ROMEO - GTV (916_) 09/94→10/05</b>							
 <b>Bremsschlauch</b>							
1.8 16V (916C3)	106	05/98→10/05	→		2	24.5112-0160.3 330612	L= 160
2.0 JTS (916CXA00)	121	04/03→10/05					
2.0 T.SPARK 16V (916.C2_, 916C2C00)	110	06/95→10/05					
2.0 T.SPARK 16V (916C2C)	114	09/97→03/03					
2.0 V6 Turbo (916.C2A)	148	06/95→09/98					
<b>ALFA ROMEO - MITO (955_) 08/08→</b>							
 <b>Bremssattel</b>							
0.9 (955AXY1B, 955AXZ1B)	74	12/13→	←	☐		24.3541-1769.5 240601	BOS - Halter
0.9 TwinAir (955.AXW1B)	63	07/11→	←	☐		24.3541-1770.5 240602	BOS - Halter
0.9 TwinAir (955AXY1B)	77	04/13→					
1.4 (955AXB1B, 955.AXF1B)	70	09/08→08/13					
1.4 (955AXB1B)	58	08/08→08/13					
1.4 (955AXV1A)	51	05/11→					
1.4 MultiAir (955AXL1B)	77	09/09→08/13					
1.4 (955.AXB1B, 955.AXU1A)	57	03/11→	←	☐; 05/11→		24.3541-1769.5 240601	BOS - Halter
			←	☐; 05/11→		24.3541-1770.5 240602	BOS - Halter
↓							








	kw			 	! #		
<b>ALFA ROMEO - MITO (955_) 08/08→</b>							
 <b>Bremsschlauch</b>							
0.9 (955AXY1B, 955AXZ1B)	74	12/13→	←		2	24.5112-0402.3 331297	L= 402
0.9 TwinAir (955.AXW1B)	63	07/11→	→	am Bremssattel	2	24.5112-0142.3 331016	L= 142
0.9 TwinAir (955AXY1B)	77	04/13→	→		2	24.5228-0216.3 330908	L= 215
1.3 MultiJet (955AXH1B, 955AXT1A)	66	08/08→08/10					
1.3 MultiJet (955AXP1A, 955AYC1A)	70	09/09→12/18					
1.3 MultiJet (955AXT1A, 955AYA1A)	59	12/13→					
1.3 MultiJet (955AXT1A)	62	01/11→					
1.4 (955AXB1B, 955.AXF1B)	70	09/08→08/13					
1.4 (955AXB1B)	58	08/08→08/13					
1.4 (955AXV1A)	51	05/11→					
1.4 Bifuel (955.AXG1A)	88	04/16→					
1.4 Bifuel (955AXG1A)	88	01/09→					
1.4 MultiAir (955AXL1B)	77	09/09→08/13					
1.4 TB (955.AYB11, 955.AXB1B)	103	12/13→					
1.4 TJet (955AXG1A)	88	08/08→					
1.4 Turbo MultiAir (955AXM1A, 955AXR11)	99	10/09→					
1.6 JTDM (955AXC1B)	88	08/08→					
1.6 JTDM (955AXE1B)	85	08/08→					
1.4 (955.AXB1B, 955.AXU1A)	57	03/11→	←	05/11→	2	24.5112-0402.3 331297	L= 402
			→	am Bremssattel; 05/11→	2	24.5112-0142.3 331016	L= 142
			→	05/11→	2	24.5228-0216.3 330908	L= 215
1.4 MultiAir (955AXN1B)	125	09/09→	→	am Bremssattel	2	24.5112-0142.3 331016	L= 142
1.4 TJet (955AXA1B)	114	08/08→06/11	→				
1.4 TJet (955AXD1B)	110	09/08→06/11	→		2	24.5228-0216.3 330908	L= 215
1.4 Turbo MultiAir (955AXS1B, 955AXS11)	120	10/09→					
<b>ALFA ROMEO - SPIDER (916_) 09/94→04/05</b>							
 <b>Bremssattel</b>							
2.0 T.SPARK 16V (916S2C00)	110	06/95→04/05	→	<input type="checkbox"/>		24.3344-1703.5 240117	TRW - Halter
3.0 V6 (916S1)	141	06/95→04/05	→	<input type="checkbox"/>		24.3344-1704.5 240118	TRW - Halter
<b>ALFA ROMEO - SPIDER (939_) 03/06→03/11</b>							
 <b>Bremssattel</b>							
1.8 TBi (939DXN1B)	147	05/09→03/11	→	<input type="checkbox"/>		24.3417-1705.5 240932	TRW - Halter
2.4 JTDM (939DXM1B, 939EXM1B)	154	03/08→03/11	→	<input type="checkbox"/>		24.3417-1706.5 240933	TRW - Halter
2.4 JTDM (939EXD1B, 939EXD12)	147	03/06→03/11					
3.2 JTS (939EXG2B)	191	03/08→03/11					
2.0 JTDM (939DXP1B, 939EXP1B)	125	05/09→06/10	→	<input type="checkbox"/>		24.3387-1713.5 240930	TRW - Halter
2.0 JTDM (939DXQ1B)	120	04/09→03/11	→	<input type="checkbox"/>		24.3387-1714.5 240931	TRW - Halter
2.2 JTS (939EXB1B, 939EXB11)	136	03/06→03/11	→	<input type="checkbox"/> ; 04/06→		24.3387-1713.5 240930	TRW - Halter
			→	<input type="checkbox"/> ; 04/06→		24.3387-1714.5 240931	TRW - Halter
3.2 JTS Q4 (939EXG2B, 939EXG22)	191	03/06→03/11	→	<input type="checkbox"/> ; 04/06→		24.3417-1705.5 240932	TRW - Halter
			→	<input type="checkbox"/> ; 04/06→		24.3417-1706.5 240933	TRW - Halter
<b>Feder, Bremssattel</b>							
2.2 JTS (939EXB1B, 939EXB11)	136	03/06→03/11		04/06→ 02/08	2	11.8116-0237.1 390509	ATE
<b>Führungshülzensatz, Bremssattel</b>							
2.2 JTS (939EXB1B, 939EXB11)	136	03/06→03/11	←	04/06→ 02/08		11.0101-5407.2 260011	ATE
<b>Führungsbolzen, Bremssattel</b>							
2.2 JTS (939EXB1B, 939EXB11)	136	03/06→03/11		04/06→ 02/08	2	11.8171-0008.1 990049	ATE
 <b>Bremsschlauch</b>							
1.8 TBi (939DXN1B)	147	05/09→03/11	→		2	83.7101-9399.3 330904	L= 398,5
2.0 JTDM (939DXP1B, 939EXP1B)	125	05/09→06/10					
2.0 JTDM (939DXQ1B)	120	04/09→03/11					
↓							








	kw			 	! #		
<b>ALFA ROMEO - SPIDER (939_) 03/06→03/11</b>							
<b>Bremsschlauch</b>							
2.4 JTDM (939DXM1B, 939EXM1B)	154	03/08→03/11	➔		2	83.7101-9399.3 330904	L= 398,5
2.4 JTDM (939EXD1B, 939EXD12)	147	03/06→03/11					
3.2 JTS (939EXG2B)	191	03/08→03/11					
2.2 JTS (939EXB1B, 939EXB11)	136	03/06→03/11	➔	04/06→ 02/08	2	83.7101-9504.3 330898	L= 503,5
			➔	04/06→	2	83.7101-9399.3 330904	L= 398,5
3.2 JTS Q4 (939EXG2B, 939EXG22)	191	03/06→03/11	➔	04/06→	2	83.7101-9399.3 330904	L= 398,5
<b>AUDI - 80 B4 Avant (8C5) 09/91→01/96</b>							
<b>Bremssattel</b>							
1.6 E	74	06/93→01/96	➔	☐; → 12/95		24.3541-1719.5 240057	TRW - Halter
			➔	☐; → 12/95		24.3541-1720.5 240058	TRW - Halter
			➔	☐; → 8C-P-050000; + ABS		24.3384-1701.5 240169	TRW - Halter
			➔	☐; 8C-P-050001→; → 12/95		24.3384-1701.5 240169	TRW - Halter
			➔	☐; → 8C-P-050000; + ABS		24.3384-1702.5 240170	TRW - Halter
			➔	☐; 8C-P-050001→; → 12/95		24.3384-1702.5 240170	TRW - Halter
1.9 TDI	66	07/92→01/96	➔	☐; → 8C-N-300000		24.3541-1609.5 240039	TRW - Halter
			➔	☐; → 8C-N-300000		24.3541-1610.5 240040	TRW - Halter
			➔	☐; 08/93→ 12/95; Vollautomatik		24.3541-1719.5 240057	TRW - Halter
			➔	☐; 08/93→ 12/95; Vollautomatik		24.3541-1720.5 240058	TRW - Halter
			➔	☐; 8C-P-000001→; → 12/95		24.3541-1743.5 240219	TRW - Halter
			➔	☐; 8C-P-000001→; → 12/95		24.3541-1744.5 240220	TRW - Halter
			➔	☐; → 8C-P-050000; + ABS		24.3384-1701.5 240169	TRW - Halter
			➔	☐; 8C-P-050001→; → 12/95		24.3384-1701.5 240169	TRW - Halter
			➔	☐; 8C-P-050001→; → 12/95		24.3384-1702.5 240170	TRW - Halter
			➔	☐; → 8C-P-050000; + ABS		24.3384-1702.5 240170	TRW - Halter
2.0	66	07/92→01/96	➔	☐; → 8C-N-300000; Schaltgetriebe		24.3541-1609.5 240039	TRW - Halter
			➔	☐; → 8C-N-300000; Schaltgetriebe		24.3541-1610.5 240040	TRW - Halter
			➔	☐; → 12/95; Vollautomatik		24.3541-1719.5 240057	TRW - Halter
			➔	☐; → 12/95; Vollautomatik		24.3541-1720.5 240058	TRW - Halter
			➔	☐; 8C-P-000001→; → 12/95; Schaltgetriebe		24.3541-1743.5 240219	TRW - Halter
			➔	☐; 8C-P-000001→; → 12/95; Schaltgetriebe		24.3541-1744.5 240220	TRW - Halter
			➔	☐; 8C-P-050001→; → 12/95		24.3384-1701.5 240169	TRW - Halter
			➔	☐; → 8C-P-050000; + ABS		24.3384-1701.5 240169	TRW - Halter
			➔	☐; → 8C-P-050000; + ABS		24.3384-1702.5 240170	TRW - Halter
			➔	☐; 8C-P-050001→; → 12/95		24.3384-1702.5 240170	TRW - Halter
2.0 E	85	07/92→01/96	➔	☐; → 12/95		24.3541-1719.5 240057	TRW - Halter
2.0 E 16V	103	02/93→01/96	➔	☐; → 12/95		24.3541-1720.5 240058	TRW - Halter
2.3 E	98	07/92→01/96	➔	☐; → 12/95		24.3384-1701.5 240169	TRW - Halter
			➔	☐; → 12/95		24.3384-1702.5 240170	TRW - Halter
2.0 E 16V quattro	103	12/92→07/95	➔	☐		24.3541-1719.5 240057	TRW - Halter
			➔	☐		24.3541-1720.5 240058	TRW - Halter
2.6	110	07/92→01/96	➔	☐; 08/92→ 12/95		24.3541-1719.5 240057	TRW - Halter
			➔	☐; 08/92→ 12/95		24.3541-1720.5 240058	TRW - Halter
			➔	☐; 08/92→ 12/95		24.3384-1701.5 240169	TRW - Halter
			➔	☐; 08/92→ 12/95		24.3384-1702.5 240170	TRW - Halter
2.6 quattro	110	07/92→07/95	➔	☐; 08/92→		24.3541-1719.5 240057	TRW - Halter
			➔	☐; 08/92→		24.3541-1720.5 240058	TRW - Halter
2.8	128	09/91→01/96	➔	☐; → 12/95		24.3384-1701.5 240169	TRW - Halter
			➔	☐; → 12/95		24.3384-1702.5 240170	TRW - Halter
<b>Führungshülzensatz, Bremssattel</b>							
1.6 E	74	06/93→01/96	➔	→ 12/95		11.0101-5403.2 260010	TRW
2.0 E	85	07/92→01/96					

	kW			 	! #		
<b>AUDI - 80 B4 Avant (8C5) 09/91→01/96</b>							
<b>Führungshülzensatz, Bremssattel</b>							
2.0 E 16V 2.3 E 2.8	103 98 128	02/93→01/96 07/92→01/96 09/91→01/96	←	→ 12/95		11.0101-5403.2 260010	TRW
1.9 TDI	66	07/92→01/96	←	08/93→ 12/95; Vollautomatik		11.0101-5403.2 260010	TRW
			←	→ 8C-N-300000		11.0101-5403.2 260010	TRW
2.0	66	07/92→01/96	←	→ 12/95; Vollautomatik		11.0101-5403.2 260010	TRW
			←	→ 8C-N-300000; Schaltgetriebe		11.0101-5403.2 260010	TRW
2.0 E 16V quattro 2.8 quattro S2 quattro	103 128 169	12/92→07/95 08/92→07/95 02/93→07/95	←			11.0101-5403.2 260010	TRW
2.6	110	07/92→01/96	←	08/92→ 12/95		11.0101-5403.2 260010	TRW
2.6 quattro	110	07/92→07/95	←	08/92→		11.0101-5403.2 260010	TRW
<b>Zubehörsatz, Bremssattel</b>							
1.6 E 2.0 E 2.0 E 16V 2.3 E	74 85 103 98	06/93→01/96 07/92→01/96 02/93→01/96 07/92→01/96	←	→ 12/95		24.0101-4301.2 260047	TRW
1.9 TDI	66	07/92→01/96	←	08/93→ 12/95; Vollautomatik		24.0101-4301.2 260047	TRW
			←	→ 8C-N-300000		24.0101-4301.2 260047	TRW
2.0	66	07/92→01/96	←	→ 12/95; Vollautomatik		24.0101-4301.2 260047	TRW
			←	→ 8C-N-300000; Schaltgetriebe		24.0101-4301.2 260047	TRW
2.0 E 16V quattro	103	12/92→07/95	←			24.0101-4301.2 260047	TRW
2.6	110	07/92→01/96	←	08/92→ 12/95		24.0101-4301.2 260047	TRW
2.6 quattro	110	07/92→07/95	←	08/92→		24.0101-4301.2 260047	TRW
2.8	128	09/91→01/96	←	→ 12/95		24.0101-3401.2 260043	TRW
2.8 quattro S2 quattro	128 169	08/92→07/95 02/93→07/95	←			24.0101-3401.2 260043	TRW
<b>Bremsschlauch</b>							
1.6 E 1.9 TDI	74 66	06/93→01/96 07/92→01/96	←	am Bremssattel; → 12/95	2	24.5170-0161.3 331308	L= 161
			←	→ 12/95	2	24.5237-0288.3 331442	L= 285
			→	am Bremssattel; 8C-P-050001→; → 12/95	2	83.7724-0202.3 330852	L= 200
			→	am Bremssattel; → 8C-P-050000; + ABS	2	83.7724-0202.3 330852	L= 200
			→	→ 8C-P-050000	2	83.7812-0200.3 330846	L= 200
			→	8C-P-050001→; → 12/95	2	83.7812-0200.3 330846	L= 200
2.0	66	07/92→01/96	←	am Bremssattel; → 12/95	2	24.5170-0161.3 331308	L= 161
			←	→ 12/95	2	24.5237-0288.3 331442	L= 285
			→	am Bremssattel; 8C-P-050001→; → 12/95	2	83.7724-0202.3 330852	L= 200
			→	am Bremssattel; → 8C-P-050000; + ABS	2	83.7724-0202.3 330852	L= 200
			→	→ 8C-P-050000; + ABS	2	83.7812-0200.3 330846	L= 200
			→	→ 8C-P-050000; - ABS	2	83.7812-0200.3 330846	L= 200
			→	8C-P-050001→; → 12/95	2	83.7812-0200.3 330846	L= 200
2.0 E 2.0 E 16V 2.3 E 2.8	85 103 98 128	07/92→01/96 02/93→01/96 07/92→01/96 09/91→01/96	←	am Bremssattel; → 12/95	2	24.5170-0161.3 331308	L= 161
			←	→ 12/95	2	24.5237-0288.3 331442	L= 285
			→	am Bremssattel; → 12/95	2	83.7724-0202.3 330852	L= 200
			→	→ 12/95	2	83.7812-0200.3 330846	L= 200
2.0 E 16V quattro 2.8 quattro RS2 quattro S2 quattro	103 128 232 169	12/92→07/95 08/92→07/95 03/94→05/95 02/93→07/95	←	am Bremssattel	2	24.5170-0161.3 331308	L= 161
			←		2	24.5237-0288.3 331442	L= 285
			→	am Bremssattel	2	24.5113-0220.3 331318	L= 215
			→		2	83.6212-0160.3 330318	L= 160
2.6	110	07/92→01/96	←	am Bremssattel; → 12/95	2	24.5170-0161.3 331308	L= 161
			←	→ 12/95	2	24.5237-0288.3 331442	L= 285
			→	am Bremssattel; 08/92→ 12/95	2	83.7724-0202.3 330852	L= 200
			→	08/92→ 12/95	2	83.7812-0200.3 330846	L= 200
2.6 quattro	110	07/92→07/95	←	am Bremssattel; 08/92→	2	24.5170-0161.3 331308	L= 161
			←	08/92→	2	24.5237-0288.3 331442	L= 285
↓							

	kw			 	! #		
<b>AUDI - 80 B4 Avant (8C5) 09/91→01/96</b>							
 <b>Bremsschlauch</b>							
2.6 quattro	110	07/92→07/95	➔	am Bremssattel; 08/92→	2	24.5113-0220.3 331318	L= 215
			➔	08/92→	2	83.6212-0160.3 330318	L= 160
<b>AUDI - A1 (8X1, 8XK) 05/10→10/18</b>							
 <b>Bremssattel</b>							
1.0 TFSI	60	01/16→10/18	←	☐; +PR 1ZN		24.3541-9553.5 241025	ATE - Halter
			←	☐; +PR 1ZM		24.3541-9553.5 241025	ATE - Halter
			←	☐; +PR 1ZC		24.3541-9553.5 241025	ATE - Halter
			←	☐; +PR 1ZS		24.3541-9553.5 241025	ATE - Halter
			←	☐; +PR 1ZM		24.3541-9554.5 241026	ATE - Halter
			←	☐; +PR 1ZN		24.3541-9554.5 241026	ATE - Halter
			←	☐; +PR 1ZS		24.3541-9554.5 241026	ATE - Halter
			←	☐; +PR 1ZC		24.3541-9554.5 241026	ATE - Halter
			➔	☐; +PR 1KT		24.3387-1735.5 240657	TRW - Halter
			➔	☐; +PR 1KT		24.3387-1736.5 240658	TRW - Halter
1.0 TFSI	70	03/15→10/18	←	☐; +PR 1ZG		24.3541-9549.5 241023	ATE - Halter
1.4 TDI	66	11/14→10/18	←	☐; +PR 1ZG		24.3541-9550.5 241024	ATE - Halter
1.6 TDI	85	11/14→10/18	←	☐; +PR 1ZG		24.3541-9550.5 241024	ATE - Halter
1.8 TFSI	141	02/15→10/18	←	☐; +PR 1ZN		24.3541-9553.5 241025	ATE - Halter
			←	☐; +PR 1ZS		24.3541-9553.5 241025	ATE - Halter
			←	☐; +PR 1ZC		24.3541-9553.5 241025	ATE - Halter
			←	☐; +PR 1ZM		24.3541-9553.5 241025	ATE - Halter
			←	☐; +PR 1ZM		24.3541-9554.5 241026	ATE - Halter
			←	☐; +PR 1ZN		24.3541-9554.5 241026	ATE - Halter
			←	☐; +PR 1ZS		24.3541-9554.5 241026	ATE - Halter
			←	☐; +PR 1ZC		24.3541-9554.5 241026	ATE - Halter
			➔	☐; +PR 1KT		24.3387-1735.5 240657	TRW - Halter
			➔	☐; +PR 1KT		24.3387-1736.5 240658	TRW - Halter
1.2 TFSI	63	05/10→04/15	←	☐; +PR 1ZG		24.3541-9549.5 241023	ATE - Halter
1.4 TFSI	90	05/10→04/15	←	☐; +PR 1ZG		24.3541-9550.5 241024	ATE - Halter
1.4 TFSI	103	04/12→04/15	←	☐; +PR 1ZG		24.3541-9550.5 241024	ATE - Halter
1.4 TFSI	136	01/11→04/15	←	☐; +PR 1ZM		24.3541-9553.5 241025	ATE - Halter
1.6 TDI	66	03/11→04/15	←	☐; +PR 1ZM		24.3541-9553.5 241025	ATE - Halter
1.6 TDI	77	05/10→04/15	←	☐; +PR 1ZN		24.3541-9553.5 241025	ATE - Halter
2.0 TDI	100	05/12→04/15	←	☐; +PR 1ZS		24.3541-9553.5 241025	ATE - Halter
2.0 TDI	105	09/11→04/15	←	☐; +PR 1ZS		24.3541-9553.5 241025	ATE - Halter
			←	☐; +PR 1LJ		24.3541-9553.5 241025	ATE - Halter
			←	☐; +PR 1ZC		24.3541-9553.5 241025	ATE - Halter
			←	☐; +PR 1ZS		24.3541-9554.5 241026	ATE - Halter
			←	☐; +PR 1LJ		24.3541-9554.5 241026	ATE - Halter
			←	☐; +PR 1ZM		24.3541-9554.5 241026	ATE - Halter
			←	☐; +PR 1ZN		24.3541-9554.5 241026	ATE - Halter
			←	☐; +PR 1ZC		24.3541-9554.5 241026	ATE - Halter
			➔	☐; +PR 1KT		24.3387-1735.5 240657	TRW - Halter
			➔	☐; +PR 1KT		24.3387-1736.5 240658	TRW - Halter
1.4 TFSI	92	11/14→10/18	←	☐; +PR 1ZG		24.3541-9549.5 241023	ATE - Halter
			←	☐; +PR 1ZG		24.3541-9550.5 241024	ATE - Halter
			←	☐; +PR 1ZN		24.3541-9553.5 241025	ATE - Halter
			←	☐; +PR 1ZM		24.3541-9553.5 241025	ATE - Halter
			←	☐; +PR 1ZC		24.3541-9553.5 241025	ATE - Halter
			←	☐; +PR 1ZS		24.3541-9553.5 241025	ATE - Halter
			←	☐; +PR 1ZM		24.3541-9554.5 241026	ATE - Halter
			←	☐; +PR 1ZN		24.3541-9554.5 241026	ATE - Halter
			←	☐; +PR 1ZS		24.3541-9554.5 241026	ATE - Halter
			←	☐; +PR 1ZC		24.3541-9554.5 241026	ATE - Halter
			➔	☐; +PR 1KS / 1KT		24.3387-1735.5 240657	TRW - Halter
			➔	☐; +PR 1KS / 1KT		24.3387-1736.5 240658	TRW - Halter
↓							




















	kw			 	! #			
<b>AUDI - A1 (8X1, 8XK) 05/10→10/18</b>								
<b>Bremssattel</b>								
1.4 TSI	110	11/14→10/18	←	☐; +PR 1ZG		24.3541-9549.5	241023	ATE - Halter
			←	☐; +PR 1ZG		24.3541-9550.5	241024	ATE - Halter
			←	☐; +PR 1ZC		24.3541-9553.5	241025	ATE - Halter
			←	☐; +PR 1ZC		24.3541-9554.5	241026	ATE - Halter
			→	☐; +PR 1KT		24.3387-1735.5	240657	TRW - Halter
			→	☐; +PR 1KT		24.3387-1736.5	240658	TRW - Halter
2.0 TFSI quattro	188	03/12→11/12	←	☐; 10/12→; +PR 1ZG		24.3541-9549.5	241023	ATE - Halter
			←	☐; 10/12→; +PR 1ZG		24.3541-9550.5	241024	ATE - Halter
			←	☐; 10/12→; +PR 1ZM		24.3541-9553.5	241025	ATE - Halter
			←	☐; 10/12→; +PR 1ZS		24.3541-9553.5	241025	ATE - Halter
			←	☐; 10/12→; +PR 1ZC		24.3541-9553.5	241025	ATE - Halter
			←	☐; 10/12→; +PR 1LJ		24.3541-9553.5	241025	ATE - Halter
			←	☐; 10/12→; +PR 1ZN		24.3541-9553.5	241025	ATE - Halter
			←	☐; 10/12→; +PR 1LJ		24.3541-9554.5	241026	ATE - Halter
			←	☐; 10/12→; +PR 1ZN		24.3541-9554.5	241026	ATE - Halter
			←	☐; 10/12→; +PR 1ZS		24.3541-9554.5	241026	ATE - Halter
			←	☐; 10/12→; +PR 1ZC		24.3541-9554.5	241026	ATE - Halter
			←	☐; 10/12→; +PR 1ZM		24.3541-9554.5	241026	ATE - Halter
			→	☐; 10/12→; +PR 1KT		24.3387-1735.5	240657	TRW - Halter
			→	☐; 10/12→; +PR 1KT		24.3387-1736.5	240658	TRW - Halter
S1 quattro	170	03/14→10/18	←	☐; +PR 1ZM		24.3541-9553.5	241025	ATE - Halter
			←	☐; +PR 1ZN		24.3541-9553.5	241025	ATE - Halter
			←	☐; +PR 1ZS		24.3541-9553.5	241025	ATE - Halter
			←	☐; +PR 1ZC		24.3541-9553.5	241025	ATE - Halter
			←	☐; +PR 1ZM		24.3541-9554.5	241026	ATE - Halter
			←	☐; +PR 1ZN		24.3541-9554.5	241026	ATE - Halter
			←	☐; +PR 1ZS		24.3541-9554.5	241026	ATE - Halter
<b>Feder, Bremssattel</b>								
1.0 TFSI	60	01/16→10/18		+PR 1ZM	2	11.8116-0351.1	390538	ATE
1.0 TFSI	70	03/15→10/18		+PR 1ZN	2	11.8116-0351.1	390538	ATE
1.2 TFSI	63	05/10→04/15						
1.4 TDI	66	11/14→10/18	←	+PR 1ZS	2	11.8116-0351.1	390538	ATE
1.4 TFSI	90	05/10→04/15						
1.4 TFSI	92	11/14→10/18						
1.4 TFSI	103	04/12→04/15						
1.4 TFSI	136	01/11→04/15						
1.6 TDI	66	03/11→04/15						
1.6 TDI	77	05/10→04/15						
1.6 TDI	85	11/14→10/18						
1.8 TFSI	141	02/15→10/18						
2.0 TDI	100	05/12→04/15						
2.0 TDI	105	09/11→04/15						
S1 quattro	170	03/14→10/18						
2.0 TFSI quattro	188	03/12→11/12		10/12→; +PR 1ZN	2	11.8116-0351.1	390538	ATE
				10/12→; +PR 1ZM	2	11.8116-0351.1	390538	ATE
			←	10/12→; +PR 1ZS	2	11.8116-0351.1	390538	ATE
<b>Führungshülzensatz, Bremssattel</b>								
1.0 TFSI S1 quattro	60 170	01/16→10/18 03/14→10/18	←	+PR 1ZM		11.0101-5407.2	260011	ATE
			←	+PR 1ZN		11.0101-5407.2	260011	ATE
			←	+PR 1ZS		11.0101-5407.2	260011	ATE
			←	+PR 1ZC		11.0101-5409.2	260035	ATE
1.0 TFSI 1.4 TDI 1.4 TFSI 1.6 TDI 1.8 TFSI	70 66 92 85 141	03/15→10/18 11/14→10/18 11/14→10/18 11/14→10/18 02/15→10/18	←	+PR 1ZM		11.0101-5407.2	260011	ATE
			←	+PR 1ZN		11.0101-5407.2	260011	ATE
			←	+PR 1ZS		11.0101-5407.2	260011	ATE
			←	+PR 1ZG		11.0101-5409.2	260035	ATE
			←	+PR 1ZC		11.0101-5409.2	260035	ATE
			↓					








	kw			 	! #		
<b>AUDI - A1 (8X1, 8XK) 05/10→10/18</b>							
<b>Führungshülzensatz, Bremssattel</b>							
1.2 TFSI	63	05/10→04/15	←	+PR 1ZN		11.0101-5407.2 260011	ATE
1.4 TFSI	90	05/10→04/15	←	+PR 1LJ		11.0101-5407.2 260011	ATE
1.4 TFSI	103	04/12→04/15	←	+PR 1ZM		11.0101-5407.2 260011	ATE
1.4 TFSI	136	01/11→04/15	←	+PR 1ZS		11.0101-5407.2 260011	ATE
1.6 TDI	66	03/11→04/15	←	+PR 1ZS		11.0101-5407.2 260011	ATE
1.6 TDI	77	05/10→04/15	←	+PR 1ZG		11.0101-5409.2 260035	ATE
2.0 TDI	100	05/12→04/15	←	+PR 1ZG		11.0101-5409.2 260035	ATE
2.0 TDI	105	09/11→04/15	←	+PR 1ZC		11.0101-5409.2 260035	ATE
1.4 TSI	110	11/14→10/18	←	+PR 1ZG		11.0101-5409.2 260035	ATE
			←	+PR 1ZC		11.0101-5409.2 260035	ATE
2.0 TFSI quattro	188	03/12→11/12	←	10/12→; +PR 1ZM		11.0101-5407.2 260011	ATE
			←	10/12→; +PR 1ZN		11.0101-5407.2 260011	ATE
			←	10/12→; +PR 1LJ		11.0101-5407.2 260011	ATE
			←	10/12→; +PR 1ZS		11.0101-5407.2 260011	ATE
			←	10/12→; +PR 1ZG		11.0101-5409.2 260035	ATE
			←	10/12→; +PR 1ZC		11.0101-5409.2 260035	ATE
<b>Führungsbolzen, Bremssattel</b>							
1.0 TFSI	60	01/16→10/18		+PR 1ZC	2	11.8171-0008.1 990049	ATE
S1 quattro	170	03/14→10/18		+PR 1ZS	2	11.8171-0008.1 990049	ATE
				+PR 1ZN	2	11.8171-0008.1 990049	ATE
				+PR 1ZM	2	11.8171-0008.1 990049	ATE
1.0 TFSI	70	03/15→10/18		+PR 1ZC	2	11.8171-0008.1 990049	ATE
1.4 TDI	66	11/14→10/18		+PR 1ZS	2	11.8171-0008.1 990049	ATE
1.4 TFSI	92	11/14→10/18		+PR 1ZG	2	11.8171-0008.1 990049	ATE
1.6 TDI	85	11/14→10/18		+PR 1ZN	2	11.8171-0008.1 990049	ATE
1.8 TFSI	141	02/15→10/18		+PR 1ZM	2	11.8171-0008.1 990049	ATE
1.2 TFSI	63	05/10→04/15		+PR 1ZG	2	11.8171-0008.1 990049	ATE
1.4 TFSI	90	05/10→04/15		+PR 1ZC	2	11.8171-0008.1 990049	ATE
1.4 TFSI	103	04/12→04/15		+PR 1ZS	2	11.8171-0008.1 990049	ATE
1.4 TFSI	136	01/11→04/15		+PR 1ZN	2	11.8171-0008.1 990049	ATE
1.6 TDI	66	03/11→04/15		+PR 1ZM	2	11.8171-0008.1 990049	ATE
1.6 TDI	77	05/10→04/15		+PR 1LJ	2	11.8171-0008.1 990049	ATE
2.0 TDI	100	05/12→04/15		+PR 1ZC	2	11.8171-0008.1 990049	ATE
2.0 TDI	105	09/11→04/15		+PR 1ZG	2	11.8171-0008.1 990049	ATE
1.4 TSI	110	11/14→10/18		+PR 1ZC	2	11.8171-0008.1 990049	ATE
				+PR 1ZG	2	11.8171-0008.1 990049	ATE
2.0 TFSI quattro	188	03/12→11/12		10/12→; +PR 1LJ	2	11.8171-0008.1 990049	ATE
				10/12→; +PR 1ZM	2	11.8171-0008.1 990049	ATE
				10/12→; +PR 1ZN	2	11.8171-0008.1 990049	ATE
				10/12→; +PR 1ZG	2	11.8171-0008.1 990049	ATE
				10/12→; +PR 1ZC	2	11.8171-0008.1 990049	ATE
				10/12→; +PR 1ZS	2	11.8171-0008.1 990049	ATE
<b>Bremsschlauch</b>							
1.0 TFSI	60	01/16→10/18	←	+PR 1ZM / 1ZN / 1ZS	2	24.5143-0553.3 331568	L= 553
1.0 TFSI	70	03/15→10/18	→	□ / am Bremssattel; +PR 1KT		24.1294-0014.3 331448	L= 202,2 mit Rohrleitung
1.4 TDI	66	11/14→10/18	→	□ / am Bremssattel; +PR 1KT		24.1294-0015.3 331449	L= 202,2 mit Rohrleitung
1.4 TFSI	92	11/14→10/18	→	+PR 1KT	2	83.7858-0140.3 330837	L= 140
1.4 TSI	110	11/14→10/18	→	+PR 1KT			
1.6 TDI	85	11/14→10/18	→	+PR 1KT			
1.8 TFSI	141	02/15→10/18	→	+PR 1KT			
1.2 TFSI	63	05/10→04/15	←	+PR 1ZM / 1ZN / 1ZS	2	24.5143-0553.3 331568	L= 553
1.4 TFSI	90	05/10→04/15	→	□ / am Bremssattel; +PR 1KT		24.1294-0014.3 331448	L= 202,2 mit Rohrleitung
1.4 TFSI	103	04/12→04/15	→	□ / am Bremssattel; +PR 1KT		24.1294-0015.3 331449	L= 202,2 mit Rohrleitung
1.4 TFSI	136	01/11→04/15	→	□; +PR 1KS		83.7847-0254.3 331233	L= 255
1.6 TDI	66	03/11→04/15	→	□; +PR 1KS		83.7847-0257.3 331234	L= 255
1.6 TDI	77	05/10→04/15	→	+PR 1KT	2	83.7858-0140.3 330837	L= 140
2.0 TDI	100	05/12→04/15	→	□; +PR 1KS		83.7847-0257.3 331234	L= 255
2.0 TDI	105	09/11→04/15	→	+PR 1KT			
2.0 TFSI quattro	188	03/12→11/12	←	10/12→; +PR 1ZM / 1ZN / 1ZS	2	24.5143-0553.3 331568	L= 553
			→	□ / am Bremssattel; 10/12→; +PR 1KT		24.1294-0014.3 331448	L= 202,2 mit Rohrleitung
			→	□ / am Bremssattel; 10/12→; +PR 1KT		24.1294-0015.3 331449	L= 202,2 mit Rohrleitung
			→	□; 10/12→; +PR 1KS		83.7847-0254.3 331233	L= 255
			→	□; 10/12→; +PR 1KS		83.7847-0257.3 331234	L= 255



























	kw			 	! #		
<b>AUDI - A1 (8X1, 8XK) 05/10→10/18</b>							
 <b>Bremsschlauch</b>							
2.0 TFSI quattro	188	03/12→11/12	➔	10/12→; +PR 1KT	2	83.7858-0140.3 330837	L= 140
S1 quattro	170	03/14→10/18	➔	+PR 1ZM / 1ZN / 1ZS	2	24.5143-0553.3 331568	L= 553
<b>AUDI - A1 Sportback (8XA, 8XF) 09/11→10/18</b>							
 <b>Bremssattel</b>							
1.0 TFSI	60	01/16→10/18	➔	☐; +PR 1ZN		24.3541-9553.5 241025	ATE - Halter
			➔	☐; +PR 1ZM		24.3541-9553.5 241025	ATE - Halter
			➔	☐; +PR 1ZC		24.3541-9553.5 241025	ATE - Halter
			➔	☐; +PR 1ZS		24.3541-9553.5 241025	ATE - Halter
			➔	☐; +PR 1ZM		24.3541-9554.5 241026	ATE - Halter
			➔	☐; +PR 1ZN		24.3541-9554.5 241026	ATE - Halter
			➔	☐; +PR 1ZS		24.3541-9554.5 241026	ATE - Halter
			➔	☐; +PR 1ZC		24.3541-9554.5 241026	ATE - Halter
			➔	☐; +PR 1KT		24.3387-1735.5 240657	TRW - Halter
			➔	☐; +PR 1KT		24.3387-1736.5 240658	TRW - Halter
1.0 TFSI	70	03/15→10/18	➔	☐; +PR 1ZG		24.3541-9549.5 241023	ATE - Halter
1.4 TDI	66	11/14→10/18	➔	☐; +PR 1ZG		24.3541-9550.5 241024	ATE - Halter
1.6 TDI	85	11/14→10/18	➔	☐; +PR 1ZG		24.3541-9550.5 241024	ATE - Halter
1.8 TFSI	141	02/15→10/18	➔	☐; +PR 1ZN		24.3541-9553.5 241025	ATE - Halter
			➔	☐; +PR 1ZS		24.3541-9553.5 241025	ATE - Halter
			➔	☐; +PR 1ZC		24.3541-9553.5 241025	ATE - Halter
			➔	☐; +PR 1ZM		24.3541-9553.5 241025	ATE - Halter
			➔	☐; +PR 1ZM		24.3541-9554.5 241026	ATE - Halter
			➔	☐; +PR 1ZN		24.3541-9554.5 241026	ATE - Halter
			➔	☐; +PR 1ZS		24.3541-9554.5 241026	ATE - Halter
			➔	☐; +PR 1ZC		24.3541-9554.5 241026	ATE - Halter
			➔	☐; +PR 1KT		24.3387-1735.5 240657	TRW - Halter
			➔	☐; +PR 1KT		24.3387-1736.5 240658	TRW - Halter
1.2 TFSI	63	01/12→04/15	➔	☐; +PR 1ZG		24.3541-9549.5 241023	ATE - Halter
1.4 TFSI	90	11/11→04/15	➔	☐; +PR 1ZG		24.3541-9550.5 241024	ATE - Halter
1.4 TFSI	103	04/12→04/15	➔	☐; +PR 1ZG		24.3541-9550.5 241024	ATE - Halter
1.4 TFSI	136	11/11→04/15	➔	☐; +PR 1ZM		24.3541-9553.5 241025	ATE - Halter
1.6 TDI	66	11/11→04/15	➔	☐; +PR 1ZM		24.3541-9553.5 241025	ATE - Halter
1.6 TDI	77	11/11→04/15	➔	☐; +PR 1ZN		24.3541-9553.5 241025	ATE - Halter
2.0 TDI	100	05/12→04/15	➔	☐; +PR 1ZS		24.3541-9553.5 241025	ATE - Halter
2.0 TDI	105	09/11→04/15	➔	☐; +PR 1ZS		24.3541-9553.5 241025	ATE - Halter
			➔	☐; +PR 1LJ		24.3541-9553.5 241025	ATE - Halter
			➔	☐; +PR 1ZC		24.3541-9553.5 241025	ATE - Halter
			➔	☐; +PR 1ZM		24.3541-9554.5 241026	ATE - Halter
			➔	☐; +PR 1LJ		24.3541-9554.5 241026	ATE - Halter
			➔	☐; +PR 1ZS		24.3541-9554.5 241026	ATE - Halter
			➔	☐; +PR 1ZN		24.3541-9554.5 241026	ATE - Halter
			➔	☐; +PR 1ZC		24.3541-9554.5 241026	ATE - Halter
			➔	☐; +PR 1KT		24.3387-1735.5 240657	TRW - Halter
			➔	☐; +PR 1KT		24.3387-1736.5 240658	TRW - Halter
1.4 TFSI	92	11/14→10/18	➔	☐; +PR 1ZG		24.3541-9549.5 241023	ATE - Halter
			➔	☐; +PR 1ZG		24.3541-9550.5 241024	ATE - Halter
			➔	☐; +PR 1ZN		24.3541-9553.5 241025	ATE - Halter
			➔	☐; +PR 1ZM		24.3541-9553.5 241025	ATE - Halter
			➔	☐; +PR 1ZC		24.3541-9553.5 241025	ATE - Halter
			➔	☐; +PR 1ZS		24.3541-9553.5 241025	ATE - Halter
			➔	☐; +PR 1ZM		24.3541-9554.5 241026	ATE - Halter
			➔	☐; +PR 1ZN		24.3541-9554.5 241026	ATE - Halter
			➔	☐; +PR 1ZS		24.3541-9554.5 241026	ATE - Halter
			➔	☐; +PR 1ZC		24.3541-9554.5 241026	ATE - Halter
			➔	☐; +PR 1KS / 1KT		24.3387-1735.5 240657	TRW - Halter
			➔	☐; +PR 1KS / 1KT		24.3387-1736.5 240658	TRW - Halter
↓							

	kw			 	! #			
<b>AUDI - A1 Sportback (8XA, 8XF) 09/11→10/18</b>								
<b> Bremssattel</b>								
1.4 TSI	110	11/14→10/18	←	☐; +PR 1ZG		24.3541-9549.5	241023	ATE - Halter
			←	☐; +PR 1ZG		24.3541-9550.5	241024	ATE - Halter
			←	☐; +PR 1ZC		24.3541-9553.5	241025	ATE - Halter
			←	☐; +PR 1ZC		24.3541-9554.5	241026	ATE - Halter
			→	☐; +PR 1KT		24.3387-1735.5	240657	TRW - Halter
			→	☐; +PR 1KT		24.3387-1736.5	240658	TRW - Halter
S1 quattro	170	03/14→10/18	←	☐; +PR 1ZM		24.3541-9553.5	241025	ATE - Halter
			←	☐; +PR 1ZN		24.3541-9553.5	241025	ATE - Halter
			←	☐; +PR 1ZS		24.3541-9553.5	241025	ATE - Halter
			←	☐; +PR 1ZC		24.3541-9553.5	241025	ATE - Halter
			←	☐; +PR 1ZM		24.3541-9554.5	241026	ATE - Halter
			←	☐; +PR 1ZN		24.3541-9554.5	241026	ATE - Halter
			←	☐; +PR 1ZS		24.3541-9554.5	241026	ATE - Halter
			←	☐; +PR 1ZC		24.3541-9554.5	241026	ATE - Halter
<b>Feder, Bremssattel</b>								
1.0 TFSI	60	01/16→10/18		+PR 1ZM	2	11.8116-0351.1	390538	ATE
1.0 TFSI	70	03/15→10/18		+PR 1ZN	2	11.8116-0351.1	390538	ATE
1.2 TFSI	63	01/12→04/15						
1.4 TDI	66	11/14→10/18	←	+PR 1ZS	2	11.8116-0351.1	390538	ATE
1.4 TFSI	90	11/11→04/15						
1.4 TFSI	92	11/14→10/18						
1.4 TFSI	103	04/12→04/15						
1.4 TFSI	136	11/11→04/15						
1.6 TDI	66	11/11→04/15						
1.6 TDI	77	11/11→04/15						
1.6 TDI	85	11/14→10/18						
1.8 TFSI	141	02/15→10/18						
2.0 TDI	100	05/12→04/15						
2.0 TDI	105	09/11→04/15						
S1 quattro	170	03/14→10/18						
<b>Führungshülzensatz, Bremssattel</b>								
1.0 TFSI	60	01/16→10/18	←	+PR 1ZM		11.0101-5407.2	260011	ATE
S1 quattro	170	03/14→10/18	←	+PR 1ZN		11.0101-5407.2	260011	ATE
			←	+PR 1ZS		11.0101-5407.2	260011	ATE
			←	+PR 1ZC		11.0101-5409.2	260035	ATE
1.0 TFSI	70	03/15→10/18	←	+PR 1ZM		11.0101-5407.2	260011	ATE
1.4 TDI	66	11/14→10/18	←	+PR 1ZN		11.0101-5407.2	260011	ATE
1.4 TFSI	92	11/14→10/18	←	+PR 1ZS		11.0101-5407.2	260011	ATE
1.6 TDI	85	11/14→10/18	←	+PR 1ZS		11.0101-5407.2	260011	ATE
1.8 TFSI	141	02/15→10/18	←	+PR 1ZG		11.0101-5409.2	260035	ATE
			←	+PR 1ZC		11.0101-5409.2	260035	ATE
1.2 TFSI	63	01/12→04/15	←	+PR 1ZN		11.0101-5407.2	260011	ATE
1.4 TFSI	90	11/11→04/15	←	+PR 1LJ		11.0101-5407.2	260011	ATE
1.4 TFSI	103	04/12→04/15	←	+PR 1ZM		11.0101-5407.2	260011	ATE
1.4 TFSI	136	11/11→04/15	←	+PR 1ZS		11.0101-5407.2	260011	ATE
1.6 TDI	66	11/11→04/15	←	+PR 1ZS		11.0101-5407.2	260011	ATE
1.6 TDI	77	11/11→04/15	←	+PR 1ZS		11.0101-5407.2	260011	ATE
2.0 TDI	100	05/12→04/15	←	+PR 1ZG		11.0101-5409.2	260035	ATE
2.0 TDI	105	09/11→04/15	←	+PR 1ZG		11.0101-5409.2	260035	ATE
			←	+PR 1ZC		11.0101-5409.2	260035	ATE
1.4 TSI	110	11/14→10/18	←	+PR 1ZG		11.0101-5409.2	260035	ATE
			←	+PR 1ZC		11.0101-5409.2	260035	ATE
<b>Führungsbolzen, Bremssattel</b>								
1.0 TFSI	60	01/16→10/18		+PR 1ZC	2	11.8171-0008.1	990049	ATE
S1 quattro	170	03/14→10/18		+PR 1ZS	2	11.8171-0008.1	990049	ATE
				+PR 1ZN	2	11.8171-0008.1	990049	ATE
				+PR 1ZM	2	11.8171-0008.1	990049	ATE
1.0 TFSI	70	03/15→10/18		+PR 1ZC	2	11.8171-0008.1	990049	ATE
1.4 TDI	66	11/14→10/18		+PR 1ZS	2	11.8171-0008.1	990049	ATE
1.4 TFSI	92	11/14→10/18		+PR 1ZS	2	11.8171-0008.1	990049	ATE
1.6 TDI	85	11/14→10/18		+PR 1ZG	2	11.8171-0008.1	990049	ATE
1.8 TFSI	141	02/15→10/18		+PR 1ZN	2	11.8171-0008.1	990049	ATE
				+PR 1ZM	2	11.8171-0008.1	990049	ATE
↓								










	kw					! #		
<b>AUDI - A1 Sportback (8XA, 8XF) 09/11→10/18</b>								
<b>Führungsbolzen, Bremsattel</b>								
1.2 TFSI	63	01/12→04/15		+PR 1ZG		2	11.8171-0008.1 990049	ATE
1.4 TFSI	90	11/11→04/15		+PR 1ZC		2	11.8171-0008.1 990049	ATE
1.4 TFSI	103	04/12→04/15						
1.4 TFSI	136	11/11→04/15		+PR 1ZS		2	11.8171-0008.1 990049	ATE
1.6 TDI	66	11/11→04/15		+PR 1ZN		2	11.8171-0008.1 990049	ATE
1.6 TDI	77	11/11→04/15						
2.0 TDI	100	05/12→04/15		+PR 1ZM		2	11.8171-0008.1 990049	ATE
2.0 TDI	105	09/11→04/15		+PR 1LJ		2	11.8171-0008.1 990049	ATE
1.4 TSI	110	11/14→10/18		+PR 1ZC		2	11.8171-0008.1 990049	ATE
				+PR 1ZG		2	11.8171-0008.1 990049	ATE
<b>Bremsschlauch</b>								
1.0 TFSI	60	01/16→10/18	←	+PR 1ZM / 1ZN / 1ZS		2	24.5143-0553.3 331568	L= 553
1.0 TFSI	70	03/15→10/18	→					
1.4 TDI	66	11/14→10/18	→	☐ / am Bremsattel; +PR 1KT			24.1294-0014.3 331448	L= 202,2 mit Rohrleitung
1.4 TFSI	92	11/14→10/18	→					
1.4 TSI	110	11/14→10/18	→	☐ / am Bremsattel; +PR 1KT			24.1294-0015.3 331449	L= 202,2 mit Rohrleitung
1.6 TDI	85	11/14→10/18	→	+PR 1KT		2	83.7858-0140.3 330837	L= 140
1.8 TFSI	141	02/15→10/18						
1.2 TFSI	63	01/12→04/15	←	+PR 1ZM / 1ZN / 1ZS		2	24.5143-0553.3 331568	L= 553
1.4 TFSI	90	11/11→04/15	→					
1.4 TFSI	103	04/12→04/15	→	☐ / am Bremsattel; +PR 1KT			24.1294-0014.3 331448	L= 202,2 mit Rohrleitung
1.4 TFSI	136	11/11→04/15	→					
1.6 TDI	66	11/11→04/15	→	☐ / am Bremsattel; +PR 1KT			24.1294-0015.3 331449	L= 202,2 mit Rohrleitung
1.6 TDI	77	11/11→04/15	→	☐; +PR 1KS			83.7847-0254.3 331233	L= 255
2.0 TDI	100	05/12→04/15	→					
2.0 TDI	105	09/11→04/15	→	☐; +PR 1KS			83.7847-0257.3 331234	L= 255
			→	+PR 1KT		2	83.7858-0140.3 330837	L= 140
S1 quattro	170	03/14→10/18	←	+PR 1ZM / 1ZN / 1ZS		2	24.5143-0553.3 331568	L= 553
<b>AUDI - A2 (8Z0) 02/00→08/05</b>								
<b>Bremssattel</b>								
1.2 TDI	45	03/01→08/05	←	☐; → 07/05			24.3486-0009.5 241084	ATE - Halter
			←	☐; → 07/05			24.3486-0010.5 241085	ATE - Halter
1.4	55	02/00→08/05	←	☐; 06/00→ 07/05			24.3541-9549.5 241023	ATE - Halter
1.4 TDI	55	02/00→08/05	←	☐; 06/00→ 07/05			24.3541-9550.5 241024	ATE - Halter
1.4 TDI	66	11/03→08/05	←	☐; → 07/05			24.3541-9549.5 241023	ATE - Halter
1.6 FSI	81	05/02→08/05	←	☐; → 07/05			24.3541-9550.5 241024	ATE - Halter
			→	☐; → 07/05			24.3344-1709.5 240810	TRW - Halter
			→	☐; → 07/05			24.3344-1710.5 240811	TRW - Halter
<b>Führungshülzensatz, Bremsattel</b>								
1.2 TDI	45	03/01→08/05	←	→ 07/05			11.0101-5409.2 260035	ATE
1.4 TDI	66	11/03→08/05						
1.6 FSI	81	05/02→08/05						
1.4	55	02/00→08/05	←	06/00→ 07/05			11.0101-5409.2 260035	ATE
1.4 TDI	55	02/00→08/05						
<b>Führungsbolzen, Bremsattel</b>								
1.2 TDI	45	03/01→08/05		→ 07/05		2	11.8171-0008.1 990049	ATE
<b>Bremsschlauch</b>								
1.2 TDI	45	03/01→08/05	←	→ 07/05		2	83.6243-0385.3 330632	L= 380
			→	→ 07/05		2	24.5242-0190.3 330675	L= 190
1.4	55	02/00→08/05	←	06/00→ 07/05		2	83.6238-0508.3 330631	L= 505
1.4 TDI	55	02/00→08/05	→	06/00→ 07/05		2	24.5242-0190.3 330675	L= 190
1.4 TDI	66	11/03→08/05	←	→ 07/05		2	83.6238-0508.3 330631	L= 505
1.6 FSI	81	05/02→08/05	→	→ 07/05		2	24.5242-0190.3 330675	L= 190
<b>AUDI - A3 (8L1) 09/96→09/06</b>								
<b>Bremssattel</b>								
1.6	74	09/96→05/03	←	☐; +PR 1LE / 1LN / 1ZD			24.3541-8523.5 240551	ATE - Halter
1.6	75	08/00→05/03	←					
1.8	92	09/96→05/03	←	☐; +PR 1LE / 1LN / 1ZD			24.3541-8524.5 240552	ATE - Halter
1.8 T	110	12/96→05/03	←	☐; → 8L-W-094814; +PR 1LQ / 1LR / 1LS			24.3541-9549.5 241023	ATE - Halter
			←	☐; 8L-W-094815→; +PR 1LQ / 1LR / 1LS / 1ZP			24.3541-9549.5 241023	ATE - Halter
↓								

	kw			 	! #			
<b>AUDI - A3 (8L1) 09/96→09/06</b>								
 <b>Bremssattel</b>								
1.6 1.6 1.8 1.8 T	74 75 92 110	09/96→05/03 08/00→05/03 09/96→05/03 12/96→05/03	← ← → → → →	☐; 8L-W-094815→; +PR 1LQ / 1LR / 1LS / 1ZP ☐; → 8L-W-094814; +PR 1LQ / 1LR / 1LS ☐; → 8L-X-200000; +PR 1KK ☐; → 8L-X-200000; +PR 1KK ☐; 8L-Y-000001→; +PR 1KK / 1KV ☐; 8L-Y-000001→; +PR 1KK / 1KV		24.3541-9550.5 24.3541-9550.5 24.3384-1723.5 24.3384-1724.5 24.3384-1729.5 24.3384-1730.5	241024 241024 240842 240843 240816 240817	ATE - Halter ATE - Halter TRW - Halter TRW - Halter TRW - Halter TRW - Halter
1.8 T	132	12/98→05/03	← ← ← ← → → → →	☐; +PR 1LE / 1LN / 1ZD ☐; +PR 1LE / 1LN / 1ZD ☐; +PR 1LQ / 1LR / 1LS / 1ZP ☐; +PR 1LQ / 1LR / 1LS / 1ZP ☐; → 8L-X-200000; +PR 1KK ☐; → 8L-X-200000; +PR 1KK ☐; 8L-Y-000001→; +PR 1KK / 1KV ☐; 8L-Y-000001→; +PR 1KK / 1KV		24.3541-8523.5 24.3541-8524.5 24.3541-9549.5 24.3541-9550.5 24.3384-1723.5 24.3384-1724.5 24.3384-1729.5 24.3384-1730.5	240551 240552 241023 241024 240842 240843 240816 240817	ATE - Halter ATE - Halter ATE - Halter ATE - Halter TRW - Halter TRW - Halter TRW - Halter TRW - Halter
1.8 T quattro	110	12/96→05/03	← ← ← ← → →	☐; 08/98→; +PR 1LE / 1LN / 1ZD ☐; 08/98→; +PR 1LE / 1LN / 1ZD ☐; 08/98→; +PR 1LQ / 1LR / 1LS / 1ZP ☐; 08/98→; +PR 1LQ / 1LR / 1LS / 1ZP ☐; 08/98→; +PR 1KE ☐; 08/98→; +PR 1KE		24.3541-8523.5 24.3541-8524.5 24.3541-9549.5 24.3541-9550.5 24.3414-1705.5 24.3414-1706.5	240551 240552 241023 241024 240832 240833	ATE - Halter ATE - Halter ATE - Halter ATE - Halter TRW - Halter TRW - Halter
1.8 T quattro	132	10/98→05/03	← ← ← ← → →	☐; +PR 1LE / 1LN / 1ZD ☐; +PR 1LE / 1LN / 1ZD ☐; +PR 1LQ / 1LR / 1LS / 1ZP ☐; +PR 1LQ / 1LR / 1LS / 1ZP ☐; +PR 1KE ☐; +PR 1KE		24.3541-8523.5 24.3541-8524.5 24.3541-9549.5 24.3541-9550.5 24.3414-1705.5 24.3414-1706.5	240551 240552 241023 241024 240832 240833	ATE - Halter ATE - Halter ATE - Halter ATE - Halter TRW - Halter TRW - Halter
1.9 TDI 1.9 TDI	66 81	09/96→07/01 08/97→07/01	← ← ← ← ← → → → →	☐; → 06/01; +PR 1LE / 1LN / 1ZD ☐; → 06/01; +PR 1LE / 1LN / 1ZD ☐; 8L-W-094815→; → 06/01; +PR 1LQ / 1LR / 1LS / 1ZP ☐; → 8L-W-094814; +PR 1LQ / 1LR / 1LS ☐; 8L-W-094815→; → 06/01; +PR 1LQ / 1LR / 1LS / 1ZP ☐; → 8L-W-094814; +PR 1LQ / 1LR / 1LS ☐; → 8L-X-200000; +PR 1KK ☐; → 8L-X-200000; +PR 1KK ☐; 8L-Y-000001→; → 06/01; +PR 1KK / 1KV ☐; 8L-Y-000001→; → 06/01; +PR 1KK / 1KV		24.3541-8523.5 24.3541-8524.5 24.3541-9549.5 24.3541-9549.5 24.3541-9550.5 24.3541-9550.5 24.3384-1723.5 24.3384-1724.5 24.3384-1729.5 24.3384-1730.5	240551 240552 241023 241023 241024 241024 240842 240843 240816 240817	ATE - Halter ATE - Halter ATE - Halter ATE - Halter ATE - Halter ATE - Halter TRW - Halter TRW - Halter TRW - Halter TRW - Halter
1.9 TDI	74	10/00→05/03	← ← ← ← → →	☐; +PR 1LE / 1LN / 1ZD ☐; +PR 1LE / 1LN / 1ZD ☐; +PR 1LQ / 1LR / 1LS / 1ZP ☐; +PR 1LQ / 1LR / 1LS / 1ZP ☐; +PR 1KK / 1KV ☐; +PR 1KK / 1KV		24.3541-8523.5 24.3541-8524.5 24.3541-9549.5 24.3541-9550.5 24.3384-1729.5 24.3384-1730.5	240551 240552 241023 241024 240816 240817	ATE - Halter ATE - Halter ATE - Halter ATE - Halter TRW - Halter TRW - Halter
1.9 TDI	96	08/00→05/03	← ← ← ← → →	☐; 09/00→; +PR 1LE / 1LN / 1ZD ☐; 09/00→; +PR 1LE / 1LN / 1ZD ☐; 09/00→; +PR 1LQ / 1LR / 1LS / 1ZP ☐; 09/00→; +PR 1LQ / 1LR / 1LS / 1ZP ☐; 09/00→; +PR 1KK / 1KV ☐; 09/00→; +PR 1KK / 1KV		24.3541-8523.5 24.3541-8524.5 24.3541-9549.5 24.3541-9550.5 24.3384-1729.5 24.3384-1730.5	240551 240552 241023 241024 240816 240817	ATE - Halter ATE - Halter ATE - Halter ATE - Halter TRW - Halter TRW - Halter
1.9 TDI quattro ↓	96	08/00→05/03	←	☐; 09/00→; +PR 1LE / 1LN / 1ZD		24.3541-8523.5	240551	ATE - Halter








	kw			 	! #			
<b>AUDI - A3 (8L1) 09/96→09/06</b>								
<b>Bremssattel</b>								
1.9 TDI quattro	96	08/00→05/03	←	☐; 09/00→; +PR 1LE / 1LN / 1ZD	24.3541-8524.5	240552	ATE - Halter	
			←	☐; 09/00→; +PR 1LQ / 1LR / 1LS / 1ZP	24.3541-9549.5	241023	ATE - Halter	
			←	☐; 09/00→; +PR 1LQ / 1LR / 1LS / 1ZP	24.3541-9550.5	241024	ATE - Halter	
			→	☐; 09/00→; +PR 1KE	24.3414-1705.5	240832	TRW - Halter	
			→	☐; 09/00→; +PR 1KE	24.3414-1706.5	240833	TRW - Halter	
S3 quattro S3 quattro	154 165	03/99→04/02 10/01→05/03	←	☐; +PR 1LT	11.9541-9595.2	220501	ATE - Halter	
			←	☐; +PR 1LT	11.9541-9596.2	220502	ATE - Halter	
			←	☐; +PR 1LE / 1LN / 1ZD	24.3541-8523.5	240551	ATE - Halter	
			←	☐; +PR 1LE / 1LN / 1ZD	24.3541-8524.5	240552	ATE - Halter	
			←	☐; +PR 1LQ / 1LR / 1LS / 1ZP	24.3541-9549.5	241023	ATE - Halter	
			←	☐; +PR 1LQ / 1LR / 1LS / 1ZP	24.3541-9550.5	241024	ATE - Halter	
			→	☐; +PR 1KF	24.3384-1745.5	240848	TRW - Halter	
			→	☐; +PR 1KF	24.3384-1746.5	240849	TRW - Halter	
<b>Halter, Bremssattel</b>								
1.6	74	09/96→05/03	←	+PR 1LE / 1LN / 1ZD	2	11.8170-0306.1	260102	ATE
1.6	75	08/00→05/03						
1.8	92	09/96→05/03						
1.8 T	110	12/96→05/03						
1.8 T	132	12/98→05/03						
1.8 T quattro	132	10/98→05/03						
1.9 TDI	74	10/00→05/03						
1.8 T quattro	110	12/96→05/03	←	08/98→; +PR 1LE / 1LN / 1ZD	2	11.8170-0306.1	260102	ATE
1.9 TDI	66	09/96→07/01	←	→ 06/01; +PR 1LE / 1LN / 1ZD	2	11.8170-0306.1	260102	ATE
1.9 TDI	81	08/97→07/01						
1.9 TDI	96	08/00→05/03	←	09/00→; +PR 1LE / 1LN / 1ZD	2	11.8170-0306.1	260102	ATE
1.9 TDI quattro	96	08/00→05/03						
S3 quattro	154	03/99→04/02	←	+PR 1LT	2	11.0230-0451.1	260130	ATE
S3 quattro	165	10/01→05/03	←	+PR 1LE / 1LN / 1ZD	2	11.8170-0306.1	260102	ATE
<b>Feder, Bremssattel</b>								
1.6	74	09/96→05/03		+PR 1LE / 1LN / 1ZD	2	11.8116-0143.1	390513	ATE
1.6	75	08/00→05/03						
1.8	92	09/96→05/03						
1.8 T	110	12/96→05/03						
1.8 T	132	12/98→05/03						
1.8 T quattro	132	10/98→05/03						
1.9 TDI	74	10/00→05/03						
1.8 T quattro	110	12/96→05/03		08/98→; +PR 1LE / 1LN / 1ZD	2	11.8116-0143.1	390513	ATE
1.9 TDI	66	09/96→07/01		→ 06/01; +PR 1LE / 1LN / 1ZD	2	11.8116-0143.1	390513	ATE
1.9 TDI	81	08/97→07/01						
1.9 TDI	96	08/00→05/03		09/00→; +PR 1LE / 1LN / 1ZD	2	11.8116-0143.1	390513	ATE
1.9 TDI quattro	96	08/00→05/03						
S3 quattro	154	03/99→04/02		+PR 1LE / 1LN / 1ZD	2	11.8116-0143.1	390513	ATE
S3 quattro	165	10/01→05/03	←	+PR 1LT	2	11.8116-0143.1	390513	ATE
<b>Führungshülzensatz, Bremssattel</b>								
1.6	74	09/96→05/03	←	→ 8L-W-094814; +PR 1LQ / 1LR / 1LS		11.0101-5409.2	260035	ATE
1.6	75	08/00→05/03						
1.8	92	09/96→05/03	←	+PR 1LE / 1LN / 1ZD		11.0101-5409.2	260035	ATE
1.8 T	110	12/96→05/03	←	8L-W-094815→; +PR 1LQ / 1LR / 1LS / 1ZP		11.0101-5409.2	260035	ATE
1.8 T	132	12/98→05/03	←	+PR 1LQ / 1LR / 1LS / 1ZP		11.0101-5409.2	260035	ATE
1.8 T quattro	132	10/98→05/03	←	+PR 1LE / 1LN / 1ZD		11.0101-5409.2	260035	ATE
1.9 TDI	74	10/00→05/03	←	+PR 1LE / 1LN / 1ZD		11.0101-5409.2	260035	ATE
1.8 T quattro	110	12/96→05/03	←	08/98→; +PR 1LQ / 1LR / 1LS / 1ZP		11.0101-5409.2	260035	ATE
			←	08/98→; +PR 1LE / 1LN / 1ZD		11.0101-5409.2	260035	ATE
1.9 TDI	66	09/96→07/01	←	→ 06/01; +PR 1LE / 1LN / 1ZD		11.0101-5409.2	260035	ATE
1.9 TDI	81	08/97→07/01	←	→ 8L-W-094814; +PR 1LQ / 1LR / 1LS		11.0101-5409.2	260035	ATE
			←	8L-W-094815→; → 06/01; +PR 1LQ / 1LR / 1LS / 1ZP		11.0101-5409.2	260035	ATE
1.9 TDI	96	08/00→05/03	←	09/00→; +PR 1LE / 1LN / 1ZD		11.0101-5409.2	260035	ATE
1.9 TDI quattro	96	08/00→05/03	←	09/00→; +PR 1LQ / 1LR / 1LS / 1ZP		11.0101-5409.2	260035	ATE
S3 quattro	154	03/99→04/02	←	+PR 1LQ / 1LR / 1LS / 1ZP		11.0101-5409.2	260035	ATE
S3 quattro	165	10/01→05/03	←	+PR 1LE / 1LN / 1ZD		11.0101-5409.2	260035	ATE
↓								

	kw			 	! #		
<b>AUDI - A3 (8L1) 09/96→09/06</b>							
<b>Führungshülzensatz, Bremsattel</b>							
S3 quattro	154	03/99→04/02	←	+PR 1LT		11.0101-5409.2	260035 ATE
S3 quattro	165	10/01→05/03					
<b>Führungsbolzen, Bremsattel</b>							
1.6	74	09/96→05/03		8L-W-094815→;	2	11.8171-0008.1	990049 ATE
1.6	75	08/00→05/03		+PR 1LQ / 1LR / 1LS / 1ZP			
1.8	92	09/96→05/03		+PR 1LE / 1LN / 1ZD	2	11.8171-0008.1	990049 ATE
1.8 T	110	12/96→05/03		→ 8L-W-094814; +PR 1LQ / 1LR / 1LS	2	11.8171-0008.1	990049 ATE
1.8 T	132	12/98→05/03		+PR 1LE / 1LN / 1ZD	2	11.8171-0008.1	990049 ATE
1.8 T quattro	132	10/98→05/03		+PR 1LQ / 1LR / 1LS / 1ZP	2	11.8171-0008.1	990049 ATE
1.9 TDI	74	10/00→05/03					
1.8 T quattro	110	12/96→05/03		08/98→; +PR 1LE / 1LN / 1ZD	2	11.8171-0008.1	990049 ATE
				08/98→; +PR 1LQ / 1LR / 1LS / 1ZP	2	11.8171-0008.1	990049 ATE
1.9 TDI	66	09/96→07/01		→ 06/01; +PR 1LE / 1LN / 1ZD	2	11.8171-0008.1	990049 ATE
1.9 TDI	81	08/97→07/01					
				8L-W-094815→; → 06/01; +PR 1LQ / 1LR / 1LS / 1ZP	2	11.8171-0008.1	990049 ATE
				→ 8L-W-094814; +PR 1LQ / 1LR / 1LS	2	11.8171-0008.1	990049 ATE
1.9 TDI	96	08/00→05/03		09/00→; +PR 1LE / 1LN / 1ZD	2	11.8171-0008.1	990049 ATE
1.9 TDI quattro	96	08/00→05/03		09/00→; +PR 1LQ / 1LR / 1LS / 1ZP	2	11.8171-0008.1	990049 ATE
S3 quattro	154	03/99→04/02		+PR 1LT	2	11.8171-0008.1	990049 ATE
S3 quattro	165	10/01→05/03		+PR 1LE / 1LN / 1ZD	2	11.8171-0008.1	990049 ATE
				+PR 1LQ / 1LR / 1LS / 1ZP	2	11.8171-0008.1	990049 ATE
<b>Dichtungssatz, Bremsattel</b>							
1.6	74	09/96→05/03	←	→ 8L-W-094814; +PR 1LQ / 1LR / 1LS		11.0441-5409.2	250031 ATE
1.6	75	08/00→05/03					
1.8	92	09/96→05/03	←	+PR 1LE / 1LN / 1ZD		11.0441-5409.2	250031 ATE
1.8 T	110	12/96→05/03					
1.8 T	132	12/98→05/03	←	+PR 1LE / 1LN / 1ZD		11.0441-5409.2	250031 ATE
1.8 T quattro	132	10/98→05/03					
1.9 TDI	74	10/00→05/03					
1.8 T quattro	110	12/96→05/03	←	08/98→; +PR 1LE / 1LN / 1ZD		11.0441-5409.2	250031 ATE
1.9 TDI	66	09/96→07/01	←	→ 06/01; +PR 1LE / 1LN / 1ZD		11.0441-5409.2	250031 ATE
1.9 TDI	81	08/97→07/01	←	→ 8L-W-094814; +PR 1LQ / 1LR / 1LS		11.0441-5409.2	250031 ATE
1.9 TDI	96	08/00→05/03	←	09/00→; +PR 1LE / 1LN / 1ZD		11.0441-5409.2	250031 ATE
1.9 TDI quattro	96	08/00→05/03					
S3 quattro	154	03/99→04/02	←	+PR 1LE / 1LN / 1ZD		11.0441-5409.2	250031 ATE
S3 quattro	165	10/01→05/03	←	+PR 1LT		11.0441-5409.2	250031 ATE
<b>Bremsschlauch</b>							
1.6	74	09/96→05/03	←		2	24.5143-0439.3	331411 L= 439
1.6	75	08/00→05/03					
1.8	92	09/96→05/03	→	□ / am Bremsattel		24.1253-0010.3	331066 L= 233 mit Rohrleitung
1.8 T	110	12/96→05/03	→	□ / am Bremsattel		24.1253-0020.3	331067 L= 233 mit Rohrleitung
1.8 T	132	12/98→05/03					
1.9 TDI	74	10/00→05/03	→		2	83.7858-0140.3	330837 L= 140
1.8 T quattro	110	12/96→05/03	←	08/98→	2	24.5143-0569.3	331398 L= 569
			→	08/98→	2	83.7858-0140.3	330837 L= 140
1.8 T quattro	132	10/98→05/03	←		2	24.5143-0569.3	331398 L= 569
			→		2	83.7858-0140.3	330837 L= 140
1.9 TDI	66	09/96→07/01	←	→ 06/01	2	24.5143-0439.3	331411 L= 439
1.9 TDI	81	08/97→07/01	→	□ / am Bremsattel; → 06/01		24.1253-0010.3	331066 L= 233 mit Rohrleitung
			→	□ / am Bremsattel; → 06/01		24.1253-0020.3	331067 L= 233 mit Rohrleitung
			→	→ 06/01	2	83.7858-0140.3	330837 L= 140
1.9 TDI	96	08/00→05/03	←	09/00→	2	24.5143-0439.3	331411 L= 439
			→	□ / am Bremsattel; 09/00→		24.1253-0010.3	331066 L= 233 mit Rohrleitung
			→	□ / am Bremsattel; 09/00→		24.1253-0020.3	331067 L= 233 mit Rohrleitung
			→	09/00→	2	83.7858-0140.3	330837 L= 140
1.9 TDI quattro	96	08/00→05/03	←	09/00→	2	24.5143-0569.3	331398 L= 569
			→	09/00→	2	83.7858-0140.3	330837 L= 140
S3 quattro	154	03/99→04/02	←	→ 08/00	2	24.5143-0569.3	331398 L= 569
			←	09/00→	2	83.6252-0560.3	330557 L= 560
			→		2	83.7858-0140.3	330837 L= 140
S3 quattro	165	10/01→05/03	←		2	83.6252-0560.3	330557 L= 560

















	kw			 	! #		
<b>AUDI - A3 (8L1) 09/96→09/06</b>							
 <b>Bremsschlauch</b>							
S3 quattro	165	10/01→05/03	➔		2	83.7858-0140.3 330837	L= 140
<b>AUDI - A3 (8P1) 05/03→12/13</b>							
 <b>Bremssattel</b>							
1.2 TSI	77	04/10→08/12	←	☐; +PR 1ZF / 1ZM		24.3541-9549.5 241023	ATE - Halter
1.4 TFSI	92	09/07→08/12	←	☐; +PR 1ZF / 1ZM		24.3541-9550.5 241024	ATE - Halter
1.6	75	05/03→08/12	←	☐; +PR 1ZF / 1ZM		24.3541-9553.5 241025	ATE - Halter
1.6 E-Power	75	01/11→08/12	←	☐; +PR 1ZD / 1LJ / 1ZA		24.3541-9553.5 241025	ATE - Halter
1.6 FSI	85	08/03→09/07	←	☐; +PR 1ZE / 1ZP		24.3541-9553.5 241025	ATE - Halter
1.6 TDI	66	05/09→08/12	←	☐; +PR 1ZE / 1ZP		24.3541-9554.5 241026	ATE - Halter
1.6 TDI	77	05/09→08/12	←	☐; +PR 1ZE / 1ZP		24.3541-9554.5 241026	ATE - Halter
2.0 FSI	110	05/03→06/08	←	☐; +PR 1ZE / 1ZP		24.3541-9554.5 241026	ATE - Halter
2.0 TDI	100	05/03→08/12	←	☐; +PR 1ZD / 1LJ / 1ZA		24.3541-9554.5 241026	ATE - Halter
2.0 TDI	103	06/05→06/08	←	☐; +PR 1ZD / 1LJ / 1ZA		24.3541-9554.5 241026	ATE - Halter
2.0 TDI	125	03/06→08/12	←	☐; +PR 1LK		24.3576-9995.5 240962	ATE - Halter
2.0 TDI 16V	103	05/03→08/12	←	☐; +PR 1LK		24.3576-9996.5 240963	ATE - Halter
2.0 TFSI	147	09/04→08/12	➔	☐; +PR 1KQ / 1KD		24.3384-1755.5 240886	TRW - Halter
			➔	☐; +PR 1KQ / 1KD		24.3384-1756.5 240887	TRW - Halter
			➔	☐; +PR 1KS		24.3384-1777.5 240988	BOS - Halter
			➔	☐; +PR 1KS		24.3384-1778.5 241002	BOS - Halter
			➔	☐; +PR 1KZ		24.3387-1717.5 240872	TRW - Halter
			➔	☐; +PR 1KZ		24.3387-1718.5 240873	TRW - Halter
			➔	☐; +PR 1KE		24.3414-1709.5 240834	TRW - Halter
			➔	☐; +PR 1KE		24.3414-1710.5 240835	TRW - Halter
1.8 TFSI	118	11/06→08/12	←	☐; 01/07→; +PR 1ZF / 1ZM		24.3541-9549.5 241023	ATE - Halter
			←	☐; 01/07→; +PR 1ZF / 1ZM		24.3541-9550.5 241024	ATE - Halter
			←	☐; 01/07→; +PR 1ZD / 1LJ / 1ZA		24.3541-9553.5 241025	ATE - Halter
			←	☐; 01/07→; +PR 1ZE / 1ZP		24.3541-9553.5 241025	ATE - Halter
			←	☐; 01/07→; +PR 1ZE / 1ZP		24.3541-9554.5 241026	ATE - Halter
			←	☐; 01/07→; +PR 1ZD / 1LJ / 1ZA		24.3541-9554.5 241026	ATE - Halter
			←	☐; 01/07→; +PR 1LK		24.3576-9995.5 240962	ATE - Halter
			←	☐; 01/07→; +PR 1LK		24.3576-9996.5 240963	ATE - Halter
			➔	☐; 01/07→; +PR 1KQ / 1KD		24.3384-1755.5 240886	TRW - Halter
			➔	☐; 01/07→; +PR 1KQ / 1KD		24.3384-1756.5 240887	TRW - Halter
			➔	☐; 01/07→; +PR 1KS		24.3384-1777.5 240988	BOS - Halter
			➔	☐; 01/07→; +PR 1KS		24.3384-1778.5 241002	BOS - Halter
			➔	☐; 01/07→; +PR 1KZ		24.3387-1717.5 240872	TRW - Halter
			➔	☐; 01/07→; +PR 1KZ		24.3387-1718.5 240873	TRW - Halter
			➔	☐; 01/07→; +PR 1KE		24.3414-1709.5 240834	TRW - Halter
			➔	☐; 01/07→; +PR 1KE		24.3414-1710.5 240835	TRW - Halter
1.8 TFSI quattro	118	07/08→08/12	←	☐; +PR 1ZF / 1ZM		24.3541-9549.5 241023	ATE - Halter
3.2 V6 quattro	184	07/03→05/09	←	☐; +PR 1ZF / 1ZM		24.3541-9550.5 241024	ATE - Halter
			←	☐; +PR 1ZD / 1LJ / 1ZA		24.3541-9553.5 241025	ATE - Halter
			←	☐; +PR 1ZE / 1ZP		24.3541-9553.5 241025	ATE - Halter
			←	☐; +PR 1ZE / 1ZP		24.3541-9554.5 241026	ATE - Halter
			←	☐; +PR 1ZD / 1LJ / 1ZA		24.3541-9554.5 241026	ATE - Halter
			←	☐; +PR 1LK		24.3576-9995.5 240962	ATE - Halter
			←	☐; +PR 1LK		24.3576-9996.5 240963	ATE - Halter
			➔	☐; +PR 1KS		24.3384-1777.5 240988	BOS - Halter
			➔	☐; +PR 1KS		24.3384-1778.5 241002	BOS - Halter
			➔	☐; +PR 1KJ		24.3414-1709.5 240834	TRW - Halter
			➔	☐; +PR 1KJ		24.3414-1710.5 240835	TRW - Halter
1.9 TDI	77	05/03→05/10	←	☐; 06/03→; +PR 1ZF / 1ZM		24.3541-9549.5 241023	ATE - Halter
			←	☐; 06/03→; +PR 1ZF / 1ZM		24.3541-9550.5 241024	ATE - Halter
			←	☐; 06/03→; +PR 1ZE / 1ZP		24.3541-9553.5 241025	ATE - Halter
			←	☐; 06/03→; +PR 1ZD / 1LJ / 1ZA		24.3541-9553.5 241025	ATE - Halter
			←	☐; 06/03→; +PR 1ZD / 1LJ / 1ZA		24.3541-9554.5 241026	ATE - Halter












	kw				! #			
<b>AUDI - A3 (8P1) 05/03→12/13</b>								
 <b>Bremssattel</b>								
1.9 TDI	77	05/03→05/10	←	☐; 06/03→; +PR 1ZE / 1ZP		24.3541-9554.5	241026	ATE - Halter
			←	☐; 06/03→; +PR 1LK		24.3576-9995.5	240962	ATE - Halter
			←	☐; 06/03→; +PR 1LK		24.3576-9996.5	240963	ATE - Halter
			→	☐; 06/03→; +PR 1KQ / 1KD		24.3384-1755.5	240886	TRW - Halter
			→	☐; 06/03→; +PR 1KQ / 1KD		24.3384-1756.5	240887	TRW - Halter
			→	☐; 06/03→; +PR 1KS		24.3384-1777.5	240988	BOS - Halter
			→	☐; 06/03→; +PR 1KS		24.3384-1778.5	241002	BOS - Halter
			→	☐; 06/03→; +PR 1KZ		24.3387-1717.5	240872	TRW - Halter
			→	☐; 06/03→; +PR 1KZ		24.3387-1718.5	240873	TRW - Halter
			→	☐; 06/03→; +PR 1KE		24.3414-1709.5	240834	TRW - Halter
			→	☐; 06/03→; +PR 1KE		24.3414-1710.5	240835	TRW - Halter
2.0 TDI	120	06/06→06/08	←	☐; +PR 1ZF / 1ZM		24.3541-9549.5	241023	ATE - Halter
			←	☐; +PR 1ZF / 1ZM		24.3541-9550.5	241024	ATE - Halter
			←	☐; +PR 1ZD / 1LJ / 1ZA		24.3541-9553.5	241025	ATE - Halter
			←	☐; +PR 1ZE / 1ZP		24.3541-9553.5	241025	ATE - Halter
			←	☐; +PR 1ZD / 1LJ / 1ZA		24.3541-9554.5	241026	ATE - Halter
			←	☐; +PR 1ZE / 1ZP		24.3541-9554.5	241026	ATE - Halter
			←	☐; +PR 1LK		24.3576-9995.5	240962	ATE - Halter
			←	☐; +PR 1LK		24.3576-9996.5	240963	ATE - Halter
			→	☐; +PR 1KQ / 1KD		24.3384-1755.5	240886	TRW - Halter
			→	☐; +PR 1KQ / 1KD		24.3384-1756.5	240887	TRW - Halter
			→	☐; +PR 1KS		24.3384-1777.5	240988	BOS - Halter
			→	☐; +PR 1KS		24.3384-1778.5	241002	BOS - Halter
			→	☐; +PR 1KZ		24.3387-1717.5	240872	TRW - Halter
			→	☐; +PR 1KZ		24.3387-1718.5	240873	TRW - Halter
			→	☐; +PR 1KE		24.3414-1709.5	240834	TRW - Halter
			→	☐; +PR 1KF / 1KJ / 1KU		24.3414-1709.5	240834	TRW - Halter
			→	☐; +PR 1KF / 1KJ / 1KU		24.3414-1710.5	240835	TRW - Halter
→	☐; +PR 1KE		24.3414-1710.5	240835	TRW - Halter			
2.0 TDI 16V quattro	103	08/04→08/12	←	☐; +PR 1ZF / 1ZM		24.3541-9549.5	241023	ATE - Halter
2.0 TDI quattro	100	05/03→06/08	←	☐; +PR 1ZF / 1ZM		24.3541-9550.5	241024	ATE - Halter
2.0 TDI quattro	103	01/06→06/08	←	☐; +PR 1ZF / 1ZM		24.3541-9550.5	241024	ATE - Halter
2.0 TDI quattro	125	03/06→08/12	←	☐; +PR 1ZD / 1LJ / 1ZA		24.3541-9553.5	241025	ATE - Halter
2.0 TFSI quattro	147	09/04→08/12	←	☐; +PR 1ZE / 1ZP		24.3541-9553.5	241025	ATE - Halter
			←	☐; +PR 1ZE / 1ZP		24.3541-9554.5	241026	ATE - Halter
			←	☐; +PR 1ZD / 1LJ / 1ZA		24.3541-9554.5	241026	ATE - Halter
			←	☐; +PR 1LK		24.3576-9995.5	240962	ATE - Halter
			←	☐; +PR 1LK		24.3576-9996.5	240963	ATE - Halter
			→	☐; +PR 1KS		24.3384-1777.5	240988	BOS - Halter
			→	☐; +PR 1KS		24.3384-1778.5	241002	BOS - Halter
			→	☐; +PR 1KF / 1KJ / 1KU		24.3414-1709.5	240834	TRW - Halter
			→	☐; +PR 1KF / 1KJ / 1KU		24.3414-1710.5	240835	TRW - Halter
<b>Halter, Bremssattel</b>								
1.2 TSI	77	04/10→08/12	←	+PR 1ZD / 1LJ / 1ZA	2	11.0230-0131.1	260129	ATE
1.4 TFSI	92	09/07→08/12						
1.6	75	05/03→08/12	←	+PR 1LK		11.0230-0663.1	260131	ATE
1.6 E-Power	75	01/11→08/12						
1.6 FSI	85	08/03→09/07						
1.6 TDI	66	05/09→08/12						
1.6 TDI	77	05/09→08/12						
1.8 TFSI quattro	118	07/08→08/12						
2.0 FSI	110	05/03→06/08						
2.0 TDI	100	05/03→08/12						
2.0 TDI	103	06/05→06/08						
2.0 TDI	120	06/06→06/08						
2.0 TDI	125	03/06→08/12						
2.0 TDI 16V	103	05/03→08/12						
2.0 TDI 16V quattro	103	08/04→08/12						
2.0 TDI quattro	100	05/03→06/08						
↓								



















	kw			 	! #		
<b>AUDI - A3 (8P1) 05/03→12/13</b>							
<b>Halter, Bremssattel</b>							
2.0 TDI quattro	103	01/06→06/08	←	+PR 1ZD / 1LJ / 1ZA	2	11.0230-0131.1 260129	ATE
2.0 TDI quattro	125	03/06→08/12	←	+PR 1LK		11.0230-0663.1 260131	ATE
2.0 TFSI	147	09/04→08/12					
2.0 TFSI quattro	147	09/04→08/12					
3.2 V6 quattro	184	07/03→05/09					
1.8 TFSI	118	11/06→08/12	←	01/07→; +PR 1ZD / 1LJ / 1ZA	2	11.0230-0131.1 260129	ATE
			←	01/07→; +PR 1LK		11.0230-0663.1 260131	ATE
1.9 TDI	77	05/03→05/10	←	06/03→; +PR 1ZD / 1LJ / 1ZA	2	11.0230-0131.1 260129	ATE
			←	06/03→; +PR 1LK		11.0230-0663.1 260131	ATE
<b>Feder, Bremssattel</b>							
1.2 TSI	77	04/10→08/12	←	+PR 1ZD / 1LJ / 1ZA	2	11.8116-0351.1 390538	ATE
1.4 TFSI	92	09/07→08/12	←	+PR 1ZE / 1ZP	2	11.8116-0351.1 390538	ATE
1.6	75	05/03→08/12	←				
1.6 E-Power	75	01/11→08/12	←	+PR 1LK	2	11.8116-0410.2 390589	ATE
1.6 FSI	85	08/03→09/07					
1.6 TDI	66	05/09→08/12					
1.6 TDI	77	05/09→08/12					
1.8 TFSI quattro	118	07/08→08/12					
2.0 FSI	110	05/03→06/08					
2.0 TDI	100	05/03→08/12					
2.0 TDI	103	06/05→06/08					
2.0 TDI	120	06/06→06/08					
2.0 TDI	125	03/06→08/12					
2.0 TDI 16V	103	05/03→08/12					
2.0 TDI 16V quattro	103	08/04→08/12					
2.0 TDI quattro	100	05/03→06/08					
2.0 TDI quattro	103	01/06→06/08					
2.0 TDI quattro	125	03/06→08/12					
2.0 TFSI	147	09/04→08/12					
2.0 TFSI quattro	147	09/04→08/12					
3.2 V6 quattro	184	07/03→05/09					
1.8 TFSI	118	11/06→08/12	←	01/07→; +PR 1ZE / 1ZP	2	11.8116-0351.1 390538	ATE
			←	01/07→; +PR 1ZD / 1LJ / 1ZA	2	11.8116-0351.1 390538	ATE
			←	01/07→; +PR 1LK	2	11.8116-0410.2 390589	ATE
1.9 TDI	77	05/03→05/10	←	06/03→; +PR 1ZE / 1ZP	2	11.8116-0351.1 390538	ATE
			←	06/03→; +PR 1ZD / 1LJ / 1ZA	2	11.8116-0351.1 390538	ATE
			←	06/03→; +PR 1LK	2	11.8116-0410.2 390589	ATE
S3 quattro	188	02/07→08/12		07/08→; +PR 1ZK	2	11.8116-0006.2 390601	ATE
S3 quattro	195	11/06→08/12		+PR 1ZK	2	11.8116-0006.2 390601	ATE
<b>Führungshülzensatz, Bremssattel</b>							
1.2 TSI	77	04/10→08/12	←	+PR 1LK		11.0101-5409.2 260035	ATE
1.4 TFSI	92	09/07→08/12	←	+PR 1ZE / 1ZP		11.0101-5409.2 260035	ATE
1.6	75	05/03→08/12	←				
1.6 E-Power	75	01/11→08/12	←	+PR 1ZD / 1LJ / 1ZA		11.0101-5409.2 260035	ATE
1.6 FSI	85	08/03→09/07					
1.6 TDI	66	05/09→08/12	←	+PR 1ZF / 1ZM		11.0101-5409.2 260035	ATE
1.6 TDI	77	05/09→08/12					
1.8 TFSI quattro	118	07/08→08/12					
2.0 FSI	110	05/03→06/08					
2.0 TDI	100	05/03→08/12					
2.0 TDI	103	06/05→06/08					
2.0 TDI	120	06/06→06/08					
2.0 TDI	125	03/06→08/12					
2.0 TDI 16V	103	05/03→08/12					
2.0 TDI 16V quattro	103	08/04→08/12					
2.0 TDI quattro	100	05/03→06/08					
2.0 TDI quattro	103	01/06→06/08					
2.0 TDI quattro	125	03/06→08/12					
2.0 TFSI	147	09/04→08/12					
2.0 TFSI quattro	147	09/04→08/12					
3.2 V6 quattro	184	07/03→05/09					
1.8 TFSI	118	11/06→08/12	←	01/07→; +PR 1LK		11.0101-5409.2 260035	ATE
			←	01/07→; +PR 1ZD / 1LJ / 1ZA		11.0101-5409.2 260035	ATE
			←	01/07→; +PR 1ZF / 1ZM		11.0101-5409.2 260035	ATE
			←	01/07→; +PR 1ZE / 1ZP		11.0101-5409.2 260035	ATE
1.9 TDI	77	05/03→05/10	←	06/03→; +PR 1LK		11.0101-5409.2 260035	ATE
			←	06/03→; +PR 1ZD / 1LJ / 1ZA		11.0101-5409.2 260035	ATE
			←	06/03→; +PR 1ZE / 1ZP		11.0101-5409.2 260035	ATE
			←	06/03→; +PR 1ZF / 1ZM		11.0101-5409.2 260035	ATE
↓							








	kw			 	! #		
<b>AUDI - A3 (8P1) 05/03→12/13</b>							
<b>Führungshülzensatz, Bremsattel</b>							
S3 quattro	188	02/07→08/12	←	07/08→; +PR 1ZK		11.0101-5409.2 260035	ATE
S3 quattro	195	11/06→08/12	←	+PR 1ZK		11.0101-5409.2 260035	ATE
<b>Führungsbolzen, Bremsattel</b>							
1.2 TSI	77	04/10→08/12		+PR 1ZD / 1LJ / 1ZA	2	11.8171-0008.1 990049	ATE
1.4 TFSI	92	09/07→08/12					
1.6	75	05/03→08/12		+PR 1LK	2	11.8171-0008.1 990049	ATE
1.6 E-Power	75	01/11→08/12		+PR 1ZE / 1ZP	2	11.8171-0008.1 990049	ATE
1.6 FSI	85	08/03→09/07					
1.6 TDI	66	05/09→08/12					
1.6 TDI	77	05/09→08/12					
1.8 TFSI quattro	118	07/08→08/12					
2.0 FSI	110	05/03→06/08					
2.0 TDI	100	05/03→08/12					
2.0 TDI	103	06/05→06/08					
2.0 TDI	120	06/06→06/08					
2.0 TDI	125	03/06→08/12					
2.0 TDI 16V	103	05/03→08/12					
2.0 TDI 16V quattro	103	08/04→08/12					
2.0 TDI quattro	100	05/03→06/08					
2.0 TDI quattro	103	01/06→06/08					
2.0 TDI quattro	125	03/06→08/12					
2.0 TFSI	147	09/04→08/12					
2.0 TFSI quattro	147	09/04→08/12					
3.2 V6 quattro	184	07/03→05/09					
1.8 TFSI	118	11/06→08/12		01/07→; +PR 1ZD / 1LJ / 1ZA	2	11.8171-0008.1 990049	ATE
				01/07→; +PR 1ZE / 1ZP	2	11.8171-0008.1 990049	ATE
				01/07→; +PR 1LK	2	11.8171-0008.1 990049	ATE
1.9 TDI	77	05/03→05/10		06/03→; +PR 1ZD / 1LJ / 1ZA	2	11.8171-0008.1 990049	ATE
				06/03→; +PR 1ZE / 1ZP	2	11.8171-0008.1 990049	ATE
				06/03→; +PR 1LK	2	11.8171-0008.1 990049	ATE
S3 quattro	188	02/07→08/12		07/08→; +PR 1ZK	2	11.8171-0008.1 990049	ATE
S3 quattro	195	11/06→08/12		+PR 1ZK	2	11.8171-0008.1 990049	ATE
<b>Zubehörsatz, Bremsattel</b>							
1.2 TSI	77	04/10→08/12	→	+PR 1KZ		24.0101-3803.2 260101	TRW
1.4 TFSI	92	09/07→08/12					
1.6	75	05/03→08/12					
1.6 E-Power	75	01/11→08/12					
1.6 FSI	85	08/03→09/07					
1.6 TDI	66	05/09→08/12					
1.6 TDI	77	05/09→08/12					
2.0 FSI	110	05/03→06/08					
2.0 TDI	100	05/03→08/12					
2.0 TDI	103	06/05→06/08					
2.0 TDI	120	06/06→06/08					
2.0 TDI	125	03/06→08/12					
2.0 TDI 16V	103	05/03→08/12					
2.0 TFSI	147	09/04→08/12					
1.8 TFSI	118	11/06→08/12	→	01/07→; +PR 1KZ		24.0101-3803.2 260101	TRW
1.9 TDI	77	05/03→05/10	→	06/03→; +PR 1KZ		24.0101-3803.2 260101	TRW
<b>Bremsschlauch</b>							
1.2 TSI	77	04/10→08/12	←	+PR 1LJ / 1ZE / 1ZF / 1ZM	2	24.5143-0564.3 331433	L= 563
1.4 TFSI	92	09/07→08/12					
1.6	75	05/03→08/12	←	+PR 1ZK	2	83.7249-0536.3 330900	L= 536
1.6 E-Power	75	01/11→08/12	←	+PR 1LK	2	83.7849-0502.3 331125	L= 504
1.6 FSI	85	08/03→09/07					
1.6 TDI	66	05/09→08/12	→		2	24.5204-0233.3 331430	L= 233
1.6 TDI	77	05/09→08/12					
2.0 FSI	110	05/03→06/08					
2.0 TDI	100	05/03→08/12					
2.0 TDI	103	06/05→06/08					
2.0 TDI	120	06/06→06/08					
2.0 TDI	125	03/06→08/12					
2.0 TDI 16V	103	05/03→08/12					
2.0 TDI 16V quattro	103	08/04→08/12					
2.0 TDI quattro	100	05/03→06/08					
2.0 TDI quattro	103	01/06→06/08					
2.0 TDI quattro	125	03/06→08/12					
2.0 TFSI	147	09/04→08/12					
2.0 TFSI quattro	147	09/04→08/12					
S3 quattro	195	11/06→08/12					
1.8 TFSI	118	11/06→08/12	←	01/07→; +PR 1LJ / 1ZE / 1ZF / 1ZM	2	24.5143-0564.3 331433	L= 563
			←	01/07→; +PR 1ZK	2	83.7249-0536.3 330900	L= 536
↓							

	kw			 	! #		
<b>AUDI - A3 (8P1) 05/03→12/13</b>							
 <b>Bremsschlauch</b>							
1.8 TFSI	118	11/06→08/12	←	01/07→; +PR 1LK	2	83.7849-0502.3 331125	L= 504
			→	01/07→	2	24.5204-0233.3 331430	L= 233
1.8 TFSI quattro	118	07/08→08/12	←	+PR 1LJ / 1ZE / 1ZF / 1ZM	2	24.5143-0564.3 331433	L= 563
			←	+PR 1ZK	2	83.7249-0536.3 330900	L= 536
			→		2	24.5204-0233.3 331430	L= 233
1.9 TDI	77	05/03→05/10	←	06/03→; +PR 1LJ / 1ZE / 1ZF / 1ZM	2	24.5143-0564.3 331433	L= 563
			←	06/03→; +PR 1ZK	2	83.7249-0536.3 330900	L= 536
			←	06/03→; +PR 1LK	2	83.7849-0502.3 331125	L= 504
			→	06/03→	2	24.5204-0233.3 331430	L= 233
3.2 V6 quattro	184	07/03→05/09	←	+PR 1LJ / 1ZE / 1ZF / 1ZM	2	24.5143-0564.3 331433	L= 563
			←	03/06→; +PR 1ZK	2	83.7249-0536.3 330900	L= 536
			←	+PR 1LK	2	83.7849-0502.3 331125	L= 504
			→		2	24.5204-0233.3 331430	L= 233
S3 quattro	188	02/07→08/12	←	07/08→; +PR 1LJ / 1ZE / 1ZF / 1ZM	2	24.5143-0564.3 331433	L= 563
			←	07/08→; +PR 1ZK	2	83.7249-0536.3 330900	L= 536
			←	07/08→; +PR 1LK	2	83.7849-0502.3 331125	L= 504
			→	07/08→	2	24.5204-0233.3 331430	L= 233
<b>AUDI - A3 (8V1, 8VK) 04/12→</b>							
 <b>Bremssattel</b>							
1.0 TFSI	85	07/16→	←	☐; +PR 1LB		24.3601-1727.5 240786	TRW - Halter
1.5 TFSI	110	05/17→	←	☐; +PR 1LB		24.3601-1728.5 240787	TRW - Halter
2.0 TFSI	140	05/16→	←	☐; +PR 1LB		24.3601-1728.5 240787	TRW - Halter
2.0 TFSI quattro	140	05/16→	→	☐; +PR 2ED; + eFSB		24.6238-7007.5 241183	ATE - Halter + eFSB
S3 quattro	206	02/13→07/14	→	☐; +PR 2ED; + eFSB		24.6238-7025.5 241243	ATE - Halter + eFSB
S3 quattro	210	05/14→08/16	→	☐; +PR 2ED; + eFSB		24.6238-7008.5 241184	ATE - Halter + eFSB
S3 quattro	213	07/16→	→	☐; +PR 2ED; + eFSB		24.6238-7026.5 241244	ATE - Halter + eFSB
S3 quattro	221	11/12→08/16	→	☐; +PR 2ED; + eFSB		24.6238-7026.5 241244	ATE - Halter + eFSB
S3 quattro	228	06/16→	→	☐; +PR 1KE / 1KR; + eFSB		24.6238-7023.5 241241	ATE - Halter + eFSB
			→	☐; +PR 1KE / 1KR; + eFSB		24.6238-7047.5 241181	ATE - Halter + eFSB
			→	☐; +PR 1KE / 1KR; + eFSB		24.6238-7024.5 241242	ATE - Halter + eFSB
			→	☐; +PR 1KE / 1KR; + eFSB		24.6238-7048.5 241182	ATE - Halter + eFSB
			→	☐; +PR 1KJ; + eFSB		24.6242-7017.5 241185	ATE - Halter + eFSB
			→	☐; +PR 1KJ; + eFSB		24.6242-7018.5 241186	ATE - Halter + eFSB
			→	☐; +PR 1KY; + eFSB		24.6242-7019.5 241187	ATE - Halter + eFSB
			→	☐; +PR 1KY; + eFSB		24.6242-7020.5 241188	ATE - Halter + eFSB
1.2 TFSI	77	02/13→05/15	←	☐; +PR 1ZF		24.3571-9735.5 240806	ATE - Halter
1.2 TFSI	81	05/14→08/16	←	☐; +PR 1ZF		24.3571-9736.5 240807	ATE - Halter
1.4 TFSI	92	05/14→08/16	←	☐; +PR 1ZF		24.3571-9736.5 240807	ATE - Halter
1.4 TFSI	103	03/13→08/16	←	☐; +PR 1LB		24.3601-1727.5 240786	TRW - Halter
1.4 TSI	110	05/14→	←	☐; +PR 1LB		24.3601-1728.5 240787	TRW - Halter
1.6 TDI	77	10/12→05/15	←	☐; +PR 1LB		24.3601-1728.5 240787	TRW - Halter
1.6 TDI	81	09/13→	→	☐; +PR 2ED; + eFSB		24.6238-7007.5 241183	ATE - Halter + eFSB
1.6 TDI	85	02/17→	→	☐; +PR 2ED; + eFSB		24.6238-7007.5 241183	ATE - Halter + eFSB
1.8 TFSI quattro	132	08/12→08/16	→	☐; +PR 2ED; + eFSB		24.6238-7025.5 241243	ATE - Halter + eFSB
2.0 TDI	81	01/13→08/16	→	☐; +PR 2ED; + eFSB		24.6238-7008.5 241184	ATE - Halter + eFSB
2.0 TDI	100	05/13→08/16	→	☐; +PR 2ED; + eFSB		24.6238-7026.5 241244	ATE - Halter + eFSB
2.0 TDI	105	09/12→	→	☐; +PR 2ED; + eFSB		24.6238-7026.5 241244	ATE - Halter + eFSB
2.0 TDI	135	05/13→08/16	→	☐; +PR 1KE / 1KR; + eFSB		24.6238-7023.5 241241	ATE - Halter + eFSB
2.0 TDI quattro	110	10/12→	→	☐; +PR 1KE / 1KR; + eFSB		24.6238-7047.5 241181	ATE - Halter + eFSB
2.0 TDI quattro	135	12/12→	→	☐; +PR 1KE / 1KR; + eFSB		24.6238-7024.5 241242	ATE - Halter + eFSB
			→	☐; +PR 1KE / 1KR; + eFSB		24.6238-7048.5 241182	ATE - Halter + eFSB
			→	☐; +PR 1KJ; + eFSB		24.6242-7017.5 241185	ATE - Halter + eFSB
			→	☐; +PR 1KJ; + eFSB		24.6242-7018.5 241186	ATE - Halter + eFSB
			→	☐; +PR 1KY; + eFSB		24.6242-7019.5 241187	ATE - Halter + eFSB
			→	☐; +PR 1KY; + eFSB		24.6242-7020.5 241188	ATE - Halter + eFSB
1.4 TFSI	90	04/12→05/14	←	☐; 08/12→; +PR 1ZF		24.3571-9735.5 240806	ATE - Halter
1.8 TFSI	132	04/12→08/16	←	☐; 08/12→; +PR 1ZF		24.3571-9736.5 240807	ATE - Halter
2.0 TDI	110	04/12→	←	☐; +PR 1LB		24.3601-1727.5 240786	TRW - Halter
			←	☐; +PR 1LB		24.3601-1728.5 240787	TRW - Halter
			→	☐; +PR 2ED; + eFSB		24.6238-7007.5 241183	ATE - Halter + eFSB



	kw			 	! #		
<b>AUDI - A3 (8V1, 8VK) 04/12→</b>							
<b> Bremssattel</b>							
1.4 TFSI	90	04/12→05/14	➡	☐; +PR 2ED; + eFSB		24.6238-7025.5 241243	ATE - Halter + eFSB
1.8 TFSI	132	04/12→08/16	➡	☐; +PR 2ED; + eFSB		24.6238-7008.5 241184	ATE - Halter + eFSB
2.0 TDI	110	04/12→				24.6238-7026.5 241244	ATE - Halter + eFSB
			➡	☐; +PR 1KE / 1KR; + eFSB		24.6238-7023.5 241241	ATE - Halter + eFSB
			➡	☐; +PR 1KE / 1KR; + eFSB		24.6238-7047.5 241181	ATE - Halter + eFSB
			➡	☐; +PR 1KE / 1KR; + eFSB		24.6238-7024.5 241242	ATE - Halter + eFSB
			➡	☐; +PR 1KE / 1KR; + eFSB		24.6238-7048.5 241182	ATE - Halter + eFSB
			➡	☐; +PR 1KJ; + eFSB		24.6242-7017.5 241185	ATE - Halter + eFSB
			➡	☐; +PR 1KJ; + eFSB		24.6242-7018.5 241186	ATE - Halter + eFSB
			➡	☐; +PR 1KY; + eFSB		24.6242-7019.5 241187	ATE - Halter + eFSB
			➡	☐; +PR 1KY; + eFSB		24.6242-7020.5 241188	ATE - Halter + eFSB
<b>Feder, Bremssattel</b>							
1.0 TFSI	85	07/16→		+PR 1KE	2	11.8116-0340.1 390595	ATE
1.2 TFSI	77	02/13→05/15		+PR 1KY	2	11.8116-0340.1 390595	ATE
1.2 TFSI	81	05/14→08/16					
1.4 TFSI	90	04/12→05/14		+PR 1KJ	2	11.8116-0340.1 390595	ATE
1.4 TFSI	92	05/14→08/16					
1.4 TFSI	103	03/13→08/16					
1.4 TSI	110	05/14→					
1.5 TFSI	110	05/17→					
1.6 TDI	77	10/12→05/15					
1.6 TDI	81	09/13→					
1.6 TDI	85	02/17→					
1.8 TFSI	132	04/12→08/16					
1.8 TFSI quattro	132	08/12→08/16					
2.0 TDI	81	01/13→08/16					
2.0 TDI	100	05/13→08/16					
2.0 TDI	105	09/12→					
2.0 TDI	110	04/12→					
2.0 TDI	135	05/13→08/16					
2.0 TDI quattro	110	10/12→					
2.0 TDI quattro	135	12/12→					
2.0 TFSI	140	05/16→					
2.0 TFSI quattro	140	05/16→					
S3 quattro	206	02/13→07/14					
S3 quattro	210	05/14→08/16					
S3 quattro	213	07/16→					
S3 quattro	221	11/12→08/16					
S3 quattro	228	06/16→					
<b>Führungshülzensatz, Bremssattel</b>							
1.0 TFSI	85	07/16→	➡	+PR 1KE / 1KJ / 1KR / 1KY		11.0101-5407.2 260011	ATE
1.2 TFSI	77	02/13→05/15					
1.2 TFSI	81	05/14→08/16					
1.4 TFSI	90	04/12→05/14					
1.4 TFSI	92	05/14→08/16					
1.4 TFSI	103	03/13→08/16					
1.4 TSI	110	05/14→					
1.5 TFSI	110	05/17→					
1.6 TDI	77	10/12→05/15					
1.6 TDI	81	09/13→					
1.6 TDI	85	02/17→					
1.8 TFSI	132	04/12→08/16					
1.8 TFSI quattro	132	08/12→08/16					
2.0 TDI	81	01/13→08/16					
2.0 TDI	100	05/13→08/16					
2.0 TDI	105	09/12→					
2.0 TDI	110	04/12→					
2.0 TDI	135	05/13→08/16					
2.0 TDI quattro	110	10/12→					
2.0 TDI quattro	135	12/12→					
2.0 TFSI	140	05/16→					
2.0 TFSI quattro	140	05/16→					
S3 quattro	206	02/13→07/14					
S3 quattro	210	05/14→08/16					
S3 quattro	213	07/16→					
S3 quattro	221	11/12→08/16					
S3 quattro	228	06/16→					
<b>Führungsbolzen, Bremssattel</b>							
1.0 TFSI	85	07/16→	➡	+PR 1KE / 1KJ / 1KR / 1KY	2	11.8171-0008.1 990049	ATE
1.2 TFSI	77	02/13→05/15					
1.2 TFSI	81	05/14→08/16					
1.4 TFSI	90	04/12→05/14					
1.4 TFSI	92	05/14→08/16					
1.4 TFSI	103	03/13→08/16					
1.4 TSI	110	05/14→					
↓							

	kw			 	! #		
<b>AUDI - A3 (8V1, 8VK) 04/12→</b>							
<b>Führungsbolzen, Bremsattel</b>							
1.5 TFSI	110	05/17→	➔	+PR 1KE / 1KJ / 1KR / 1KY	2	11.8171-0008.1	990049 ATE
1.6 TDI	77	10/12→05/15					
1.6 TDI	81	09/13→					
1.6 TDI	85	02/17→					
1.8 TFSI	132	04/12→08/16					
1.8 TFSI quattro	132	08/12→08/16					
2.0 TDI	81	01/13→08/16					
2.0 TDI	100	05/13→08/16					
2.0 TDI	105	09/12→					
2.0 TDI	110	04/12→					
2.0 TDI	135	05/13→08/16					
2.0 TDI quattro	110	10/12→					
2.0 TDI quattro	135	12/12→					
2.0 TFSI	140	05/16→					
2.0 TFSI quattro	140	05/16→					
S3 quattro	206	02/13→07/14					
S3 quattro	210	05/14→08/16					
S3 quattro	213	07/16→					
S3 quattro	221	11/12→08/16					
S3 quattro	228	06/16→					
<b>AUDI - A3 Cabriolet (8P7) 04/08→05/13</b>							
 <b>Bremsattel</b>							
1.2 TFSI	77	03/10→05/13	←	☐; +PR 1ZF		24.3541-9549.5	241023 ATE - Halter
1.4 TFSI	92	02/11→05/13					
1.6	75	09/08→05/10	←	☐; +PR 1ZF		24.3541-9550.5	241024 ATE - Halter
1.6 TDI	77	05/09→05/13	←	☐; +PR 1LJ		24.3541-9553.5	241025 ATE - Halter
1.8 TFSI	118	04/08→05/13	←	☐; +PR 1ZE		24.3541-9553.5	241025 ATE - Halter
1.9 TDI	77	04/08→10/09	←	☐; +PR 1ZE		24.3541-9553.5	241025 ATE - Halter
2.0 TDI	100	04/08→05/13	←	☐; +PR 1LJ		24.3541-9554.5	241026 ATE - Halter
2.0 TDI	103	04/08→05/13	←	☐; +PR 1LJ		24.3541-9554.5	241026 ATE - Halter
2.0 TFSI	147	04/08→05/13	←	☐; +PR 1ZE		24.3541-9554.5	241026 ATE - Halter
			➔	☐; +PR 1KD		24.3384-1755.5	240886 TRW - Halter
			➔	☐; +PR 1KD		24.3384-1756.5	240887 TRW - Halter
			➔	☐; +PR 1KS		24.3384-1777.5	240988 BOS - Halter
			➔	☐; +PR 1KS		24.3384-1778.5	241002 BOS - Halter
			➔	☐; +PR 1KZ		24.3387-1717.5	240872 TRW - Halter
			➔	☐; +PR 1KZ		24.3387-1718.5	240873 TRW - Halter
<b>Halter, Bremsattel</b>							
1.2 TFSI	77	03/10→05/13	←	+PR 1LJ	2	11.0230-0131.1	260129 ATE
1.4 TFSI	92	02/11→05/13					
1.6	75	09/08→05/10					
1.6 TDI	77	05/09→05/13					
1.8 TFSI	118	04/08→05/13					
1.9 TDI	77	04/08→10/09					
2.0 TDI	100	04/08→05/13					
2.0 TDI	103	04/08→05/13					
2.0 TFSI	147	04/08→05/13					
<b>Feder, Bremsattel</b>							
1.2 TFSI	77	03/10→05/13	←	+PR 1ZE	2	11.8116-0351.1	390538 ATE
1.4 TFSI	92	02/11→05/13					
1.6	75	09/08→05/10	←	+PR 1LJ	2	11.8116-0351.1	390538 ATE
1.6 TDI	77	05/09→05/13					
1.8 TFSI	118	04/08→05/13					
1.9 TDI	77	04/08→10/09					
2.0 TDI	100	04/08→05/13					
2.0 TDI	103	04/08→05/13					
2.0 TFSI	147	04/08→05/13					
<b>Führungshülzensatz, Bremsattel</b>							
1.2 TFSI	77	03/10→05/13	←	+PR 1ZF		11.0101-5409.2	260035 ATE
1.4 TFSI	92	02/11→05/13					
1.6	75	09/08→05/10	←	+PR 1ZE		11.0101-5409.2	260035 ATE
1.6 TDI	77	05/09→05/13	←	+PR 1LJ		11.0101-5409.2	260035 ATE
1.8 TFSI	118	04/08→05/13					
1.9 TDI	77	04/08→10/09					
2.0 TDI	100	04/08→05/13					
2.0 TDI	103	04/08→05/13					
2.0 TFSI	147	04/08→05/13					
<b>Führungsbolzen, Bremsattel</b>							
1.2 TFSI	77	03/10→05/13		+PR 1ZE	2	11.8171-0008.1	990049 ATE
1.4 TFSI	92	02/11→05/13					
1.6	75	09/08→05/10		+PR 1LJ	2	11.8171-0008.1	990049 ATE
1.6 TDI	77	05/09→05/13					
↓							

	kw			 	! #		
<b>AUDI - A3 Cabriolet (8P7) 04/08→05/13</b>							
<b>Führungsbolzen, Bremsattel</b>							
1.8 TFSI	118	04/08→05/13		+PR 1ZE	2	11.8171-0008.1 990049	ATE
1.9 TDI	77	04/08→10/09		+PR 1LJ	2	11.8171-0008.1 990049	ATE
2.0 TDI	100	04/08→05/13					
2.0 TDI	103	04/08→05/13					
2.0 TFSI	147	04/08→05/13					
<b>Zubehörsatz, Bremsattel</b>							
1.2 TFSI	77	03/10→05/13	➔	+PR 1KZ		24.0101-3803.2 260101	TRW
1.4 TFSI	92	02/11→05/13					
1.6	75	09/08→05/10					
1.6 TDI	77	05/09→05/13					
1.8 TFSI	118	04/08→05/13					
1.9 TDI	77	04/08→10/09					
2.0 TDI	100	04/08→05/13					
2.0 TDI	103	04/08→05/13					
2.0 TFSI	147	04/08→05/13					
<b>Bremsschlauch</b>							
1.2 TFSI	77	03/10→05/13	←		2	24.5143-0564.3 331433	L= 563
1.4 TFSI	92	02/11→05/13					
1.6	75	09/08→05/10	➔		2	24.5204-0233.3 331430	L= 233
1.6 TDI	77	05/09→05/13					
1.8 TFSI	118	04/08→05/13					
1.9 TDI	77	04/08→10/09					
2.0 TDI	100	04/08→05/13					
2.0 TDI	103	04/08→05/13					
2.0 TFSI	147	04/08→05/13					
<b>AUDI - A3 Cabriolet (8V7, 8VE) 10/13→</b>							
<b>Bremssattel</b>							
1.4 TFSI	85	02/16→	←	☐; +PR 1ZF		24.3571-9735.5 240806	ATE - Halter
1.4 TFSI	92	02/14→					
1.4 TFSI	103	10/13→	←	☐; +PR 1ZF		24.3571-9736.5 240807	ATE - Halter
1.4 TSI	110	05/14→					
1.5 TFSI	110	05/17→10/18	←	☐; +PR 1LB		24.3601-1727.5 240786	TRW - Halter
1.6 TDI	81	02/14→	←	☐; +PR 1LB		24.3601-1728.5 240787	TRW - Halter
1.6 TDI	85	04/17→					
1.8 TFSI	125	05/14→	➔	☐; +PR 2ED; + eFSB		24.6238-7007.5 241183	ATE - Halter + eFSB
1.8 TFSI	132	10/13→07/16				24.6238-7025.5 241243	ATE - Halter + eFSB
1.8 TFSI quattro	132	03/14→	➔	☐; +PR 2ED; + eFSB		24.6238-7008.5 241184	ATE - Halter + eFSB
2.0 TDI	100	10/13→				24.6238-7026.5 241244	ATE - Halter + eFSB
2.0 TDI	110	10/13→					
2.0 TDI	135	05/14→	➔	☐; +PR 1KE / 1KR; + eFSB		24.6238-7023.5 241241	ATE - Halter + eFSB
2.0 TDI quattro	110	03/14→				24.6238-7047.5 241181	ATE - Halter + eFSB
2.0 TDI quattro	135	05/14→					
2.0 TFSI	140	05/16→	➔	☐; +PR 1KE / 1KR; + eFSB		24.6238-7024.5 241242	ATE - Halter + eFSB
2.0 TFSI quattro	140	05/16→				24.6238-7048.5 241182	ATE - Halter + eFSB
2.0 TFSI quattro	162	05/14→	➔	☐; +PR 1KJ; + eFSB		24.6242-7017.5 241185	ATE - Halter + eFSB
			➔	☐; +PR 1KJ; + eFSB		24.6242-7018.5 241186	ATE - Halter + eFSB
			➔	☐; +PR 1KY; + eFSB		24.6242-7019.5 241187	ATE - Halter + eFSB
			➔	☐; +PR 1KY; + eFSB		24.6242-7020.5 241188	ATE - Halter + eFSB
35 TFSI	110	10/18→	←	☐; +PR 1LB		24.3601-1727.5 240786	TRW - Halter
40 TFSI	140	11/18→					
40 TFSI quattro	140	11/18→	←	☐; +PR 1LB		24.3601-1728.5 240787	TRW - Halter
S3 quattro	210	03/14→	➔	☐; +PR 2ED; + eFSB		24.6238-7007.5 241183	ATE - Halter + eFSB
S3 quattro	213	07/16→				24.6238-7025.5 241243	ATE - Halter + eFSB
S3 quattro	221	04/14→					
S3 quattro	228	07/16→	➔	☐; +PR 2ED; + eFSB		24.6238-7008.5 241184	ATE - Halter + eFSB
						24.6238-7026.5 241244	ATE - Halter + eFSB
			➔	☐; +PR 1KE / 1KR; + eFSB		24.6238-7023.5 241241	ATE - Halter + eFSB
						24.6238-7047.5 241181	ATE - Halter + eFSB
			➔	☐; +PR 1KE / 1KR; + eFSB		24.6238-7024.5 241242	ATE - Halter + eFSB
						24.6238-7048.5 241182	ATE - Halter + eFSB
			➔	☐; +PR 1KJ; + eFSB		24.6242-7017.5 241185	ATE - Halter + eFSB
			➔	☐; +PR 1KJ; + eFSB		24.6242-7018.5 241186	ATE - Halter + eFSB
			➔	☐; +PR 1KY; + eFSB		24.6242-7019.5 241187	ATE - Halter + eFSB
			➔	☐; +PR 1KY; + eFSB		24.6242-7020.5 241188	ATE - Halter + eFSB
<b>Feder, Bremsattel</b>							
1.4 TFSI	85	02/16→		+PR 1KE	2	11.8116-0340.1 390595	ATE
1.4 TFSI	92	02/14→					
1.4 TFSI	103	10/13→		+PR 1KY	2	11.8116-0340.1 390595	ATE
1.4 TSI	110	05/14→					
1.5 TFSI	110	05/17→10/18		+PR 1KJ	2	11.8116-0340.1 390595	ATE
↓							



**AUDI - A3 Cabriolet (8V7, 8VE) 10/13→**

**Feder, Bremssattel**

1.6 TDI	81	02/14→		+PR 1KE	2	11.8116-0340.1	390595	ATE
1.6 TDI	85	04/17→		+PR 1KY	2	11.8116-0340.1	390595	ATE
1.8 TFSI	125	05/14→						
1.8 TFSI	132	10/13→07/16		+PR 1KJ	2	11.8116-0340.1	390595	ATE
1.8 TFSI quattro	132	03/14→						
2.0 TDI	100	10/13→						
2.0 TDI	110	10/13→						
2.0 TDI	135	05/14→						
2.0 TDI quattro	110	03/14→						
2.0 TDI quattro	135	05/14→						
2.0 TFSI	140	05/16→						
2.0 TFSI quattro	140	05/16→						
2.0 TFSI quattro	162	05/14→						
35 TFSI	110	10/18→						
40 TFSI	140	11/18→						
40 TFSI quattro	140	11/18→						
S3 quattro	210	03/14→						
S3 quattro	213	07/16→						
S3 quattro	221	04/14→						
S3 quattro	228	07/16→						

**Führungshülzensatz, Bremssattel**

1.4 TFSI	85	02/16→	➔	+PR 1KE / 1KJ / 1KR / 1KY		11.0101-5407.2	260011	ATE
1.4 TFSI	92	02/14→						
1.4 TFSI	103	10/13→						
1.4 TFSI	110	05/14→						
1.5 TFSI	110	05/17→10/18						
1.6 TDI	81	02/14→						
1.6 TDI	85	04/17→						
1.8 TFSI	125	05/14→						
1.8 TFSI	132	10/13→07/16						
1.8 TFSI quattro	132	03/14→						
2.0 TDI	100	10/13→						
2.0 TDI	110	10/13→						
2.0 TDI	135	05/14→						
2.0 TDI quattro	110	03/14→						
2.0 TDI quattro	135	05/14→						
2.0 TFSI	140	05/16→						
2.0 TFSI quattro	140	05/16→						
2.0 TFSI quattro	162	05/14→						
35 TFSI	110	10/18→						
40 TFSI	140	11/18→						
40 TFSI quattro	140	11/18→						
S3 quattro	210	03/14→						
S3 quattro	213	07/16→						
S3 quattro	221	04/14→						
S3 quattro	228	07/16→						









**Führungsbolzen, Bremssattel**

1.4 TFSI	85	02/16→	➔	+PR 1KE / 1KJ / 1KR / 1KY	2	11.8171-0008.1	990049	ATE
1.4 TFSI	92	02/14→						
1.4 TFSI	103	10/13→						
1.4 TFSI	110	05/14→						
1.5 TFSI	110	05/17→10/18						
1.6 TDI	81	02/14→						
1.6 TDI	85	04/17→						
1.8 TFSI	125	05/14→						
1.8 TFSI	132	10/13→07/16						
1.8 TFSI quattro	132	03/14→						
2.0 TDI	100	10/13→						
2.0 TDI	110	10/13→						
2.0 TDI	135	05/14→						
2.0 TDI quattro	110	03/14→						
2.0 TDI quattro	135	05/14→						
2.0 TFSI	140	05/16→						
2.0 TFSI quattro	140	05/16→						
2.0 TFSI quattro	162	05/14→						
35 TFSI	110	10/18→						
40 TFSI	140	11/18→						
40 TFSI quattro	140	11/18→						
S3 quattro	210	03/14→						
S3 quattro	213	07/16→						
S3 quattro	221	04/14→						
S3 quattro	228	07/16→						

**AUDI - A3 Limousine (8VS, 8VM) 05/13→**

 **Bremssattel**

1.0 TFSI	85	07/16→10/18	←	☐; +PR 1LB		24.3601-1727.5	240786	TRW - Halter
2.0 TFSI	140	05/16→						
2.0 TFSI	162	11/15→	←	☐; +PR 1LB		24.3601-1728.5	240787	TRW - Halter
2.0 TFSI quattro	140	05/16→						
30 TDI	85	07/18→	➔	☐; +PR 2ED; + eFSB		24.6238-7007.5	241183	ATE - Halter + eFSB
↓								

	kw			 	! #			
<b>AUDI - A3 Limousine (8VS, 8VM) 05/13→</b>								
<b> Bremssattel</b>								
30 TFSI	85	07/18→	➡	☐; +PR 2ED; + eFSB	24.6238-7025.5	241243	ATE - Halter + eFSB	
35 TDI	110	07/18→	➡	☐; +PR 2ED; + eFSB	24.6238-7008.5	241184	ATE - Halter + eFSB	
35 TFSI	110	10/18→	➡	☐; +PR 2ED; + eFSB	24.6238-7026.5	241244	ATE - Halter + eFSB	
40 TDI quattro	135	07/18→07/19	➡	☐; +PR 1KE / 1KR; + eFSB	24.6238-7023.5	241241	ATE - Halter + eFSB	
40 TFSI	140	07/18→	➡	☐; +PR 1KE / 1KR; + eFSB	24.6238-7047.5	241181	ATE - Halter + eFSB	
40 TFSI quattro	140	07/18→	➡	☐; +PR 1KE / 1KR; + eFSB	24.6238-7024.5	241242	ATE - Halter + eFSB	
RS3 quattro	294	04/17→	➡	☐; +PR 1KE / 1KR; + eFSB	24.6238-7048.5	241182	ATE - Halter + eFSB	
S3 quattro	206	10/13→	➡	☐; +PR 1KE / 1KR; + eFSB	24.6242-7017.5	241185	ATE - Halter + eFSB	
S3 quattro	210	05/14→	➡	☐; +PR 1KJ; + eFSB	24.6242-7018.5	241186	ATE - Halter + eFSB	
S3 quattro	213	08/16→	➡	☐; +PR 1KJ; + eFSB	24.6242-7019.5	241187	ATE - Halter + eFSB	
S3 quattro	215	05/14→	➡	☐; +PR 1KY; + eFSB	24.6242-7020.5	241188	ATE - Halter + eFSB	
S3 quattro	221	10/13→	➡	☐; +PR 1KY; + eFSB				
S3 quattro	228	06/16→	➡	☐; +PR 1KY; + eFSB				
1.2 TFSI	77	10/13→	⬅	☐; +PR 1ZF	24.3571-9735.5	240806	ATE - Halter	
1.2 TFSI	81	05/14→	⬅	☐; +PR 1ZF	24.3571-9736.5	240807	ATE - Halter	
1.4 TFSI	90	09/13→	⬅	☐; +PR 1LB	24.3601-1727.5	240786	TRW - Halter	
1.4 TFSI	92	09/13→	⬅	☐; +PR 1LB	24.3601-1728.5	240787	TRW - Halter	
1.4 TFSI	103	05/13→	⬅	☐; +PR 1LB				
1.4 TSI	110	05/14→	⬅	☐; +PR 1LB				
1.5 TFSI	110	05/17→10/18	➡	☐; +PR 2ED; + eFSB	24.6238-7007.5	241183	ATE - Halter + eFSB	
1.6 TDI	77	09/13→	➡	☐; +PR 2ED; + eFSB	24.6238-7025.5	241243	ATE - Halter + eFSB	
1.6 TDI	81	05/14→	➡	☐; +PR 2ED; + eFSB	24.6238-7008.5	241184	ATE - Halter + eFSB	
1.6 TDI quattro	81	05/15→	➡	☐; +PR 2ED; + eFSB	24.6238-7026.5	241244	ATE - Halter + eFSB	
1.8 TFSI	125	11/13→	➡	☐; +PR 1KE / 1KR; + eFSB	24.6238-7023.5	241241	ATE - Halter + eFSB	
1.8 TFSI	132	05/13→	➡	☐; +PR 1KE / 1KR; + eFSB	24.6238-7047.5	241181	ATE - Halter + eFSB	
1.8 TFSI quattro	132	11/13→	➡	☐; +PR 1KE / 1KR; + eFSB	24.6238-7024.5	241242	ATE - Halter + eFSB	
2.0 TDI	81	05/13→	➡	☐; +PR 1KE / 1KR; + eFSB	24.6238-7048.5	241182	ATE - Halter + eFSB	
2.0 TDI	100	09/13→	➡	☐; +PR 1KE / 1KR; + eFSB	24.6242-7017.5	241185	ATE - Halter + eFSB	
2.0 TDI	105	10/13→	➡	☐; +PR 1KJ; + eFSB	24.6242-7018.5	241186	ATE - Halter + eFSB	
2.0 TDI	110	05/13→	➡	☐; +PR 1KJ; + eFSB	24.6242-7019.5	241187	ATE - Halter + eFSB	
2.0 TDI	135	05/14→	➡	☐; +PR 1KY; + eFSB	24.6242-7020.5	241188	ATE - Halter + eFSB	
2.0 TDI quattro	110	10/13→	➡	☐; +PR 1KY; + eFSB				
2.0 TDI quattro	135	05/14→07/18	➡	☐; +PR 1KY; + eFSB				
<b>Feder, Bremssattel</b>								
1.0 TFSI	85	07/16→10/18		+PR 1KE	2	11.8116-0340.1	390595	ATE
1.2 TFSI	77	10/13→		+PR 1KY	2	11.8116-0340.1	390595	ATE
1.2 TFSI	81	05/14→		+PR 1KJ	2	11.8116-0340.1	390595	ATE
1.4 TFSI	90	09/13→						
1.4 TFSI	92	09/13→						
1.4 TFSI	103	05/13→						
1.4 TSI	110	05/14→						
1.5 TFSI	110	05/17→10/18						
1.6 TDI	77	09/13→						
1.6 TDI	81	05/14→						
1.6 TDI	85	03/17→						
1.6 TDI quattro	81	05/15→						
1.8 TFSI	125	11/13→						
1.8 TFSI	132	05/13→						
1.8 TFSI quattro	132	11/13→						
2.0 TDI	81	05/13→						
2.0 TDI	100	09/13→						
2.0 TDI	105	10/13→						
2.0 TDI	110	05/13→						
2.0 TDI	135	05/14→						
2.0 TDI quattro	110	10/13→						
2.0 TDI quattro	135	05/14→07/18						
2.0 TFSI	140	05/16→						
2.0 TFSI	162	11/15→						
2.0 TFSI quattro	140	05/16→						
30 TDI	85	07/18→						
30 TFSI	85	07/18→						
35 TDI	110	07/18→						
35 TFSI	110	10/18→						
40 TDI quattro	135	07/18→07/19						
40 TFSI	140	07/18→						
40 TFSI quattro	140	07/18→						
RS3 quattro	294	04/17→						
S3 quattro	206	10/13→						
S3 quattro	210	05/14→						
S3 quattro	213	08/16→						
S3 quattro	215	05/14→						
S3 quattro	221	10/13→						
S3 quattro	228	06/16→						
↓								





kW



! #









**AUDI - A3 Limousine (8VS, 8VM) 05/13→****Führungshülzensatz, Bremssattel**

1.0 TFSI	85	07/16→10/18	➔	+PR 1KE / 1KJ / 1KR / 1KY	11.0101-5407.2	260011	ATE
1.2 TFSI	77	10/13→					
1.2 TFSI	81	05/14→					
1.4 TFSI	90	09/13→					
1.4 TFSI	92	09/13→					
1.4 TFSI	103	05/13→					
1.4 TSI	110	05/14→					
1.5 TFSI	110	05/17→10/18					
1.6 TDI	77	09/13→					
1.6 TDI	81	05/14→					
1.6 TDI	85	03/17→					
1.6 TDI quattro	81	05/15→					
1.8 TFSI	125	11/13→					
1.8 TFSI	132	05/13→					
1.8 TFSI quattro	132	11/13→					
2.0 TDI	81	05/13→					
2.0 TDI	100	09/13→					
2.0 TDI	105	10/13→					
2.0 TDI	110	05/13→					
2.0 TDI	135	05/14→					
2.0 TDI quattro	110	10/13→					
2.0 TDI quattro	135	05/14→07/18					
2.0 TFSI	140	05/16→					
2.0 TFSI	162	11/15→					
2.0 TFSI quattro	140	05/16→					
30 TDI	85	07/18→					
30 TFSI	85	07/18→					
35 TDI	110	07/18→					
35 TFSI	110	10/18→					
40 TDI quattro	135	07/18→07/19					
40 TFSI	140	07/18→					
40 TFSI quattro	140	07/18→					
RS3 quattro	294	04/17→					
S3 quattro	206	10/13→					
S3 quattro	210	05/14→					
S3 quattro	213	08/16→					
S3 quattro	215	05/14→					
S3 quattro	221	10/13→					
S3 quattro	228	06/16→					

**Führungsbolzen, Bremssattel**








1.0 TFSI	85	07/16→10/18	➔	+PR 1KE / 1KJ / 1KR / 1KY	2	11.8171-0008.1	990049	ATE
1.2 TFSI	77	10/13→						
1.2 TFSI	81	05/14→						
1.4 TFSI	90	09/13→						
1.4 TFSI	92	09/13→						
1.4 TFSI	103	05/13→						
1.4 TSI	110	05/14→						
1.5 TFSI	110	05/17→10/18						
1.6 TDI	77	09/13→						
1.6 TDI	81	05/14→						
1.6 TDI	85	03/17→						
1.6 TDI quattro	81	05/15→						
1.8 TFSI	125	11/13→						
1.8 TFSI	132	05/13→						
1.8 TFSI quattro	132	11/13→						
2.0 TDI	81	05/13→						
2.0 TDI	100	09/13→						
2.0 TDI	105	10/13→						
2.0 TDI	110	05/13→						
2.0 TDI	135	05/14→						
2.0 TDI quattro	110	10/13→						
2.0 TDI quattro	135	05/14→07/18						
2.0 TFSI	140	05/16→						
2.0 TFSI	162	11/15→						
2.0 TFSI quattro	140	05/16→						
30 TDI	85	07/18→						
30 TFSI	85	07/18→						
35 TDI	110	07/18→						
35 TFSI	110	10/18→						
40 TDI quattro	135	07/18→07/19						
40 TFSI	140	07/18→						
40 TFSI quattro	140	07/18→						
RS3 quattro	294	04/17→						
S3 quattro	206	10/13→						
S3 quattro	210	05/14→						
S3 quattro	213	08/16→						
S3 quattro	215	05/14→						
S3 quattro	221	10/13→						
S3 quattro	228	06/16→						










	kw			 	! #		
<b>AUDI - A3 Sportback (8PA) 09/04→12/15</b>							
 <b>Bremssattel</b>							
1.2 TSI	77	04/10→03/13	←	☐; +PR 1ZF / 1ZM		24.3541-9549.5 241023	ATE - Halter
1.4 TFSI	92	09/07→03/13	←	☐; +PR 1ZF / 1ZM		24.3541-9550.5 241024	ATE - Halter
1.6	75	09/04→03/13	←	☐; +PR 1ZF / 1ZM		24.3541-9550.5 241024	ATE - Halter
1.6 E-Power	75	01/11→03/13	←	☐; +PR 1ZD / 1LJ / 1ZA		24.3541-9553.5 241025	ATE - Halter
1.6 FSI	85	09/04→09/07	←	☐; +PR 1ZE / 1ZP		24.3541-9553.5 241025	ATE - Halter
1.6 TDI	66	05/09→03/13	←	☐; +PR 1ZE / 1ZP		24.3541-9554.5 241026	ATE - Halter
1.6 TDI	77	05/09→03/13	←	☐; +PR 1ZE / 1ZP		24.3541-9554.5 241026	ATE - Halter
1.9 TDI	77	09/04→05/10	←	☐; +PR 1ZE / 1ZP		24.3541-9554.5 241026	ATE - Halter
2.0 FSI	110	09/04→06/08	←	☐; +PR 1ZD / 1LJ / 1ZA		24.3541-9554.5 241026	ATE - Halter
2.0 TDI	100	09/04→03/13	←	☐; +PR 1LK		24.3576-9995.5 240962	ATE - Halter
2.0 TDI	103	06/05→06/08	←	☐; +PR 1LK		24.3576-9995.5 240962	ATE - Halter
2.0 TDI	125	03/06→03/13	←	☐; +PR 1LK		24.3576-9996.5 240963	ATE - Halter
2.0 TDI 16V	103	09/04→03/13	→	☐; +PR 1KQ / 1KD		24.3384-1755.5 240886	TRW - Halter
2.0 TFSI	147	09/04→03/13	→	☐; +PR 1KQ / 1KD		24.3384-1756.5 240887	TRW - Halter
			→	☐; +PR 1KS		24.3384-1777.5 240988	BOS - Halter
			→	☐; +PR 1KS		24.3384-1778.5 241002	BOS - Halter
			→	☐; +PR 1KZ		24.3387-1717.5 240872	TRW - Halter
			→	☐; +PR 1KZ		24.3387-1718.5 240873	TRW - Halter
			→	☐; +PR 1KE		24.3414-1709.5 240834	TRW - Halter
			→	☐; +PR 1KE		24.3414-1710.5 240835	TRW - Halter
1.8 TFSI	118	11/06→03/13	←	☐; 01/07→; +PR 1ZF / 1ZM		24.3541-9549.5 241023	ATE - Halter
			←	☐; 01/07→; +PR 1ZF / 1ZM		24.3541-9550.5 241024	ATE - Halter
			←	☐; 01/07→; +PR 1ZD / 1LJ / 1ZA		24.3541-9553.5 241025	ATE - Halter
			←	☐; 01/07→; +PR 1ZE / 1ZP		24.3541-9553.5 241025	ATE - Halter
			←	☐; 01/07→; +PR 1ZE / 1ZP		24.3541-9554.5 241026	ATE - Halter
			←	☐; 01/07→; +PR 1ZD / 1LJ / 1ZA		24.3541-9554.5 241026	ATE - Halter
			←	☐; 01/07→; +PR 1LK		24.3576-9995.5 240962	ATE - Halter
			←	☐; 01/07→; +PR 1LK		24.3576-9996.5 240963	ATE - Halter
			→	☐; 01/07→; +PR 1KQ / 1KD		24.3384-1755.5 240886	TRW - Halter
			→	☐; 01/07→; +PR 1KQ / 1KD		24.3384-1756.5 240887	TRW - Halter
			→	☐; 01/07→; +PR 1KS		24.3384-1777.5 240988	BOS - Halter
			→	☐; 01/07→; +PR 1KS		24.3384-1778.5 241002	BOS - Halter
			→	☐; 01/07→; +PR 1KZ		24.3387-1717.5 240872	TRW - Halter
			→	☐; 01/07→; +PR 1KZ		24.3387-1718.5 240873	TRW - Halter
			→	☐; 01/07→; +PR 1KE		24.3414-1709.5 240834	TRW - Halter
			→	☐; 01/07→; +PR 1KE		24.3414-1710.5 240835	TRW - Halter
1.8 TFSI quattro	118	07/08→03/13	←	☐; +PR 1ZF / 1ZM		24.3541-9549.5 241023	ATE - Halter
3.2 V6 quattro	184	09/04→05/09	←	☐; +PR 1ZF / 1ZM		24.3541-9550.5 241024	ATE - Halter
			←	☐; +PR 1ZE / 1ZP		24.3541-9553.5 241025	ATE - Halter
			←	☐; +PR 1ZD / 1LJ / 1ZA		24.3541-9553.5 241025	ATE - Halter
			←	☐; +PR 1ZE / 1ZP		24.3541-9554.5 241026	ATE - Halter
			←	☐; +PR 1ZD / 1LJ / 1ZA		24.3541-9554.5 241026	ATE - Halter
			←	☐; +PR 1LK		24.3576-9995.5 240962	ATE - Halter
			←	☐; +PR 1LK		24.3576-9996.5 240963	ATE - Halter
			→	☐; +PR 1KS		24.3384-1777.5 240988	BOS - Halter
			→	☐; +PR 1KS		24.3384-1778.5 241002	BOS - Halter
			→	☐; +PR 1KJ		24.3414-1709.5 240834	TRW - Halter
			→	☐; +PR 1KJ		24.3414-1710.5 240835	TRW - Halter
2.0 TDI	120	06/06→06/08	←	☐; +PR 1ZF / 1ZM		24.3541-9549.5 241023	ATE - Halter
			←	☐; +PR 1ZF / 1ZM		24.3541-9550.5 241024	ATE - Halter
			←	☐; +PR 1ZD / 1LJ / 1ZA		24.3541-9553.5 241025	ATE - Halter
			←	☐; +PR 1ZE / 1ZP		24.3541-9553.5 241025	ATE - Halter
			←	☐; +PR 1ZD / 1LJ / 1ZA		24.3541-9554.5 241026	ATE - Halter
			←	☐; +PR 1ZE / 1ZP		24.3541-9554.5 241026	ATE - Halter
			←	☐; +PR 1LK		24.3576-9995.5 240962	ATE - Halter
			←	☐; +PR 1LK		24.3576-9996.5 240963	ATE - Halter

↓



	kw			 	! #			
<b>AUDI - A3 Sportback (8PA) 09/04→12/15</b>								
<b>Bremssattel</b>								
2.0 TDI	120	06/06→06/08	➡	☐; +PR 1KQ / 1KD		24.3384-1755.5	240886	TRW - Halter
			➡	☐; +PR 1KQ / 1KD		24.3384-1756.5	240887	TRW - Halter
			➡	☐; +PR 1KS		24.3384-1777.5	240988	BOS - Halter
			➡	☐; +PR 1KS		24.3384-1778.5	241002	BOS - Halter
			➡	☐; +PR 1KZ		24.3387-1717.5	240872	TRW - Halter
			➡	☐; +PR 1KZ		24.3387-1718.5	240873	TRW - Halter
			➡	☐; +PR 1KE		24.3414-1709.5	240834	TRW - Halter
			➡	☐; +PR 1KF / 1KJ / 1KU		24.3414-1709.5	240834	TRW - Halter
			➡	☐; +PR 1KF / 1KJ / 1KU		24.3414-1710.5	240835	TRW - Halter
			➡	☐; +PR 1KE		24.3414-1710.5	240835	TRW - Halter
2.0 TDI 16V quattro	103	11/05→03/13	←	☐; +PR 1ZF / 1ZM		24.3541-9549.5	241023	ATE - Halter
2.0 TDI quattro	103	01/06→06/08	←	☐; +PR 1ZF / 1ZM		24.3541-9550.5	241024	ATE - Halter
2.0 TDI quattro	125	03/06→03/13	←	☐; +PR 1ZD / 1LJ / 1ZA		24.3541-9553.5	241025	ATE - Halter
2.0 TFSI quattro	147	09/04→03/13	←	☐; +PR 1ZE / 1ZP		24.3541-9553.5	241025	ATE - Halter
			←	☐; +PR 1ZE / 1ZP		24.3541-9554.5	241026	ATE - Halter
			←	☐; +PR 1ZD / 1LJ / 1ZA		24.3541-9554.5	241026	ATE - Halter
			←	☐; +PR 1LK		24.3576-9995.5	240962	ATE - Halter
			←	☐; +PR 1LK		24.3576-9996.5	240963	ATE - Halter
			➡	☐; +PR 1KS		24.3384-1777.5	240988	BOS - Halter
			➡	☐; +PR 1KS		24.3384-1778.5	241002	BOS - Halter
			➡	☐; +PR 1KF / 1KJ / 1KU		24.3414-1709.5	240834	TRW - Halter
			➡	☐; +PR 1KF / 1KJ / 1KU		24.3414-1710.5	240835	TRW - Halter
<b>Halter, Bremssattel</b>								
1.2 TSI	77	04/10→03/13	←	+PR 1ZD / 1LJ / 1ZA	2	11.0230-0131.1	260129	ATE
1.4 TFSI	92	09/07→03/13	←	+PR 1LK		11.0230-0663.1	260131	ATE
1.6	75	09/04→03/13						
1.6 E-Power	75	01/11→03/13						
1.6 FSI	85	09/04→09/07						
1.6 TDI	66	05/09→03/13						
1.6 TDI	77	05/09→03/13						
1.8 TFSI quattro	118	07/08→03/13						
1.9 TDI	77	09/04→05/10						
2.0 FSI	110	09/04→06/08						
2.0 TDI	100	09/04→03/13						
2.0 TDI	103	06/05→06/08						
2.0 TDI	120	06/06→06/08						
2.0 TDI	125	03/06→03/13						
2.0 TDI 16V	103	09/04→03/13						
2.0 TDI 16V quattro	103	11/05→03/13						
2.0 TDI quattro	103	01/06→06/08						
2.0 TDI quattro	125	03/06→03/13						
2.0 TFSI	147	09/04→03/13						
2.0 TFSI quattro	147	09/04→03/13						
3.2 V6 quattro	184	09/04→05/09						
1.8 TFSI	118	11/06→03/13	←	01/07→; +PR 1ZD / 1LJ / 1ZA	2	11.0230-0131.1	260129	ATE
			←	01/07→; +PR 1LK		11.0230-0663.1	260131	ATE
<b>Feder, Bremssattel</b>								
1.2 TSI	77	04/10→03/13	←	+PR 1ZD / 1LJ / 1ZA	2	11.8116-0351.1	390538	ATE
1.4 TFSI	92	09/07→03/13	←	+PR 1ZE / 1ZP	2	11.8116-0351.1	390538	ATE
1.6	75	09/04→03/13						
1.6 E-Power	75	01/11→03/13	←	+PR 1LK	2	11.8116-0410.2	390589	ATE
1.6 FSI	85	09/04→09/07						
1.6 TDI	66	05/09→03/13						
1.6 TDI	77	05/09→03/13						
1.8 TFSI quattro	118	07/08→03/13						
1.9 TDI	77	09/04→05/10						
2.0 FSI	110	09/04→06/08						
2.0 TDI	100	09/04→03/13						
2.0 TDI	103	06/05→06/08						
2.0 TDI	120	06/06→06/08						
2.0 TDI	125	03/06→03/13						
2.0 TDI 16V	103	09/04→03/13						
2.0 TDI 16V quattro	103	11/05→03/13						
2.0 TDI quattro	103	01/06→06/08						
2.0 TDI quattro	125	03/06→03/13						
2.0 TFSI	147	09/04→03/13						
2.0 TFSI quattro	147	09/04→03/13						
↓								

	kw			 	! #			
<b>AUDI - A3 Sportback (8PA) 09/04→12/15</b>								
<b>Feder, Bremssattel</b>								
3.2 V6 quattro	184	09/04→05/09	←	+PR 1ZD / 1LJ / 1ZA	2	11.8116-0351.1	390538	ATE
			←	+PR 1ZE / 1ZP	2	11.8116-0351.1	390538	ATE
			←	+PR 1LK	2	11.8116-0410.2	390589	ATE
1.8 TFSI	118	11/06→03/13	←	01/07→; +PR 1ZE / 1ZP	2	11.8116-0351.1	390538	ATE
			←	01/07→; +PR 1ZD / 1LJ / 1ZA	2	11.8116-0351.1	390538	ATE
			←	01/07→; +PR 1LK	2	11.8116-0410.2	390589	ATE
S3 quattro	188	07/08→03/13		+PR 1ZK	2	11.8116-0006.2	390601	ATE
S3 quattro	195	06/08→03/13						
<b>Führungshülsensatz, Bremssattel</b>								
1.2 TSI	77	04/10→03/13	←	+PR 1LK		11.0101-5409.2	260035	ATE
1.4 TFSI	92	09/07→03/13						
1.6	75	09/04→03/13	←	+PR 1ZE / 1ZP		11.0101-5409.2	260035	ATE
1.6 E-Power	75	01/11→03/13						
1.6 FSI	85	09/04→09/07	←	+PR 1ZD / 1LJ / 1ZA		11.0101-5409.2	260035	ATE
1.6 TDI	66	05/09→03/13	←	+PR 1ZF / 1ZM		11.0101-5409.2	260035	ATE
1.6 TDI	77	05/09→03/13						
1.8 TFSI quattro	118	07/08→03/13						
1.9 TDI	77	09/04→05/10						
2.0 FSI	110	09/04→06/08						
2.0 TDI	100	09/04→03/13						
2.0 TDI	103	06/05→06/08						
2.0 TDI	120	06/06→06/08						
2.0 TDI	125	03/06→03/13						
2.0 TDI 16V	103	09/04→03/13						
2.0 TDI 16V quattro	103	11/05→03/13						
2.0 TDI quattro	103	01/06→06/08						
2.0 TDI quattro	125	03/06→03/13						
2.0 TFSI	147	09/04→03/13						
2.0 TFSI quattro	147	09/04→03/13						
3.2 V6 quattro	184	09/04→05/09						
1.8 TFSI	118	11/06→03/13	←	01/07→; +PR 1LK		11.0101-5409.2	260035	ATE
			←	01/07→; +PR 1ZD / 1LJ / 1ZA		11.0101-5409.2	260035	ATE
			←	01/07→; +PR 1ZF / 1ZM		11.0101-5409.2	260035	ATE
			←	01/07→; +PR 1ZE / 1ZP		11.0101-5409.2	260035	ATE
S3 quattro	188	07/08→03/13	←	+PR 1ZK		11.0101-5409.2	260035	ATE
S3 quattro	195	06/08→03/13						
<b>Führungsbolzen, Bremssattel</b>								
1.2 TSI	77	04/10→03/13		+PR 1ZD / 1LJ / 1ZA	2	11.8171-0008.1	990049	ATE
1.4 TFSI	92	09/07→03/13		+PR 1LK	2	11.8171-0008.1	990049	ATE
1.6	75	09/04→03/13						
1.6 E-Power	75	01/11→03/13		+PR 1ZE / 1ZP	2	11.8171-0008.1	990049	ATE
1.6 FSI	85	09/04→09/07						
1.6 TDI	66	05/09→03/13						
1.6 TDI	77	05/09→03/13						
1.8 TFSI quattro	118	07/08→03/13						
1.9 TDI	77	09/04→05/10						
2.0 FSI	110	09/04→06/08						
2.0 TDI	100	09/04→03/13						
2.0 TDI	103	06/05→06/08						
2.0 TDI	120	06/06→06/08						
2.0 TDI	125	03/06→03/13						
2.0 TDI 16V	103	09/04→03/13						
2.0 TDI 16V quattro	103	11/05→03/13						
2.0 TDI quattro	103	01/06→06/08						
2.0 TDI quattro	125	03/06→03/13						
2.0 TFSI	147	09/04→03/13						
2.0 TFSI quattro	147	09/04→03/13						
3.2 V6 quattro	184	09/04→05/09						
1.8 TFSI	118	11/06→03/13		01/07→; +PR 1ZD / 1LJ / 1ZA	2	11.8171-0008.1	990049	ATE
				01/07→; +PR 1ZE / 1ZP	2	11.8171-0008.1	990049	ATE
				01/07→; +PR 1LK	2	11.8171-0008.1	990049	ATE
S3 quattro	188	07/08→03/13		+PR 1ZK	2	11.8171-0008.1	990049	ATE
S3 quattro	195	06/08→03/13						
<b>Zubehörsatz, Bremssattel</b>								
1.2 TSI	77	04/10→03/13	→	+PR 1KZ		24.0101-3803.2	260101	TRW
1.4 TFSI	92	09/07→03/13						
1.6	75	09/04→03/13						
1.6 E-Power	75	01/11→03/13						
1.6 FSI	85	09/04→09/07						
1.6 TDI	66	05/09→03/13						
1.6 TDI	77	05/09→03/13						
1.9 TDI	77	09/04→05/10						
↓								

### AUDI - A3 Sportback (8PA) 09/04→12/15

#### Zubehörsatz, Bremssattel

2.0 FSI	110	09/04→06/08	➔	+PR 1KZ				
2.0 TDI	100	09/04→03/13				24.0101-3803.2	260101	TRW
2.0 TDI	103	06/05→06/08						
2.0 TDI	120	06/06→06/08						
2.0 TDI	125	03/06→03/13						
2.0 TDI 16V	103	09/04→03/13						
2.0 TFSI	147	09/04→03/13						
1.8 TFSI	118	11/06→03/13	➔	01/07→; +PR 1KZ		24.0101-3803.2	260101	TRW








#### Bremsschlauch

1.2 TSI	77	04/10→03/13	←	+PR 1LJ / 1ZE / 1ZF / 1ZM				
1.4 TFSI	92	09/07→03/13			2	24.5143-0564.3	331433	L= 563
1.6	75	09/04→03/13	←	+PR 1ZK	2	83.7249-0536.3	330900	L= 536
1.6 E-Power	75	01/11→03/13	←	+PR 1LK	2	83.7849-0502.3	331125	L= 504
1.6 FSI	85	09/04→09/07	←					
1.6 TDI	66	05/09→03/13	➔		2	24.5204-0233.3	331430	L= 233
1.6 TDI	77	05/09→03/13						
1.9 TDI	77	09/04→05/10						
2.0 FSI	110	09/04→06/08						
2.0 TDI	100	09/04→03/13						
2.0 TDI	103	06/05→06/08						
2.0 TDI	120	06/06→06/08						
2.0 TDI	125	03/06→03/13						
2.0 TDI 16V	103	09/04→03/13						
2.0 TDI 16V quattro	103	11/05→03/13						
2.0 TDI quattro	103	01/06→06/08						
2.0 TDI quattro	125	03/06→03/13						
2.0 TFSI	147	09/04→03/13						
2.0 TFSI quattro	147	09/04→03/13						
S3 quattro	188	07/08→03/13						
S3 quattro	195	06/08→03/13						
1.8 TFSI	118	11/06→03/13	←	01/07→; +PR 1LJ / 1ZE / 1ZF / 1ZM	2	24.5143-0564.3	331433	L= 563
			←	01/07→; +PR 1ZK	2	83.7249-0536.3	330900	L= 536
			←	01/07→; +PR 1LK	2	83.7849-0502.3	331125	L= 504
			➔	01/07→	2	24.5204-0233.3	331430	L= 233
1.8 TFSI quattro	118	07/08→03/13	←	+PR 1LJ / 1ZE / 1ZF / 1ZM	2	24.5143-0564.3	331433	L= 563
			←	+PR 1ZK	2	83.7249-0536.3	330900	L= 536
			➔		2	24.5204-0233.3	331430	L= 233
3.2 V6 quattro	184	09/04→05/09	←	+PR 1LJ / 1ZE / 1ZF / 1ZM	2	24.5143-0564.3	331433	L= 563
			←	03/06→; +PR 1ZK	2	83.7249-0536.3	330900	L= 536
			←	+PR 1LK	2	83.7849-0502.3	331125	L= 504
			➔		2	24.5204-0233.3	331430	L= 233
RS3 quattro	250	01/11→12/12	➔	04/11→	2	24.5204-0233.3	331430	L= 233








### AUDI - A3 Sportback (8VA, 8VF) 09/12→

#### Bremssattel









1.0 TFSI	85	07/16→	←	☐; +PR 1LB				
2.0 TFSI	140	05/16→				24.3601-1727.5	240786	TRW - Halter
2.0 TFSI quattro	140	05/16→	←	☐; +PR 1LB		24.3601-1728.5	240787	TRW - Halter
30 g-tron	96	11/18→	➔	☐; +PR 2ED; + eFSB		24.6238-7007.5	241183	ATE - Halter + eFSB
30 TDI	85	07/18→				24.6238-7025.5	241243	ATE - Halter + eFSB
30 TFSI	85	07/18→						
35 TDI	110	07/18→	➔	☐; +PR 2ED; + eFSB		24.6238-7008.5	241184	ATE - Halter + eFSB
35 TFSI	110	10/18→				24.6238-7026.5	241244	ATE - Halter + eFSB
40 TDI quattro	135	07/18→						
40 TFSI	140	07/18→	➔	☐; +PR 1KE / 1KR; + eFSB		24.6238-7023.5	241241	ATE - Halter + eFSB
40 TFSI quattro	140	07/18→				24.6238-7047.5	241181	ATE - Halter + eFSB
S3 quattro	206	05/13→						
S3 quattro	210	05/14→	➔	☐; +PR 1KE / 1KR; + eFSB		24.6238-7024.5	241242	ATE - Halter + eFSB
S3 quattro	213	07/16→				24.6238-7048.5	241182	ATE - Halter + eFSB
S3 quattro	221	11/12→	➔	☐; +PR 1KJ; + eFSB		24.6242-7017.5	241185	ATE - Halter + eFSB
S3 quattro	228	06/16→	➔	☐; +PR 1KJ; + eFSB		24.6242-7018.5	241186	ATE - Halter + eFSB
			➔	☐; +PR 1KY; + eFSB		24.6242-7019.5	241187	ATE - Halter + eFSB
			➔	☐; +PR 1KY; + eFSB		24.6242-7020.5	241188	ATE - Halter + eFSB
1.2 TFSI	77	05/13→	←	☐; +PR 1ZF		24.3571-9735.5	240806	ATE - Halter
1.2 TFSI	81	05/14→				24.3571-9736.5	240807	ATE - Halter
1.4 TFSI	90	09/12→	←	☐; +PR 1ZF				
1.4 TFSI	92	05/14→	←	☐; +PR 1LB		24.3601-1727.5	240786	TRW - Halter
1.4 TFSI	103	03/13→	←	☐; +PR 1LB		24.3601-1728.5	240787	TRW - Halter
1.4 TFSI e-tron	110	05/14→	←	☐; +PR 1LB				
1.4 TSI	110	05/14→	➔	☐; +PR 2ED; + eFSB		24.6238-7007.5	241183	ATE - Halter + eFSB
1.5 TFSI	110	05/17→						

	kw			 	! #		
<b>AUDI - A3 Sportback (8VA, 8VF) 09/12→</b>							
<b>Bremssattel</b>							
1.6 TDI	77	10/12→	➡	☐; +PR 2ED; + eFSB		24.6238-7025.5 241243	ATE - Halter + eFSB
1.6 TDI	81	09/13→	➡	☐; +PR 2ED; + eFSB		24.6238-7008.5 241184	ATE - Halter + eFSB
1.6 TDI	85	02/17→	➡	☐; +PR 2ED; + eFSB		24.6238-7026.5 241244	ATE - Halter + eFSB
1.6 TDI quattro	81	05/15→					
1.8 TFSI	132	09/12→	➡	☐; +PR 1KE / 1KR; + eFSB		24.6238-7023.5 241241	ATE - Halter + eFSB
1.8 TFSI quattro	132	05/13→					
2.0 TDI	81	05/13→	➡	☐; +PR 1KE / 1KR; + eFSB		24.6238-7047.5 241181	ATE - Halter + eFSB
2.0 TDI	100	05/13→	➡	☐; +PR 1KE / 1KR; + eFSB		24.6238-7024.5 241242	ATE - Halter + eFSB
2.0 TDI	105	03/13→					
2.0 TDI	110	09/12→					
2.0 TDI	135	05/13→	➡	☐; +PR 1KJ; + eFSB		24.6242-7017.5 241185	ATE - Halter + eFSB
2.0 TDI quattro	110	02/13→	➡	☐; +PR 1KJ; + eFSB		24.6242-7018.5 241186	ATE - Halter + eFSB
2.0 TDI quattro	135	05/13→07/18	➡	☐; +PR 1KY; + eFSB		24.6242-7019.5 241187	ATE - Halter + eFSB
			➡	☐; +PR 1KY; + eFSB		24.6242-7020.5 241188	ATE - Halter + eFSB
1.4 TFSI g-tron	81	11/13→	←	☐; 02/14→; +PR 1ZF		24.3571-9735.5 240806	ATE - Halter
			←	☐; 02/14→; +PR 1ZF		24.3571-9736.5 240807	ATE - Halter
			←	☐; +PR 1LB		24.3601-1727.5 240786	TRW - Halter
			←	☐; +PR 1LB		24.3601-1728.5 240787	TRW - Halter
			➡	☐; +PR 2ED; + eFSB		24.6238-7007.5 241183	ATE - Halter + eFSB
						24.6238-7025.5 241243	ATE - Halter + eFSB
			➡	☐; +PR 2ED; + eFSB		24.6238-7008.5 241184	ATE - Halter + eFSB
						24.6238-7026.5 241244	ATE - Halter + eFSB
			➡	☐; +PR 1KE / 1KR; + eFSB		24.6238-7023.5 241241	ATE - Halter + eFSB
						24.6238-7047.5 241181	ATE - Halter + eFSB
			➡	☐; +PR 1KE / 1KR; + eFSB		24.6238-7024.5 241242	ATE - Halter + eFSB
						24.6238-7048.5 241182	ATE - Halter + eFSB
			➡	☐; +PR 1KJ; + eFSB		24.6242-7017.5 241185	ATE - Halter + eFSB
			➡	☐; +PR 1KJ; + eFSB		24.6242-7018.5 241186	ATE - Halter + eFSB
			➡	☐; +PR 1KY; + eFSB		24.6242-7019.5 241187	ATE - Halter + eFSB
			➡	☐; +PR 1KY; + eFSB		24.6242-7020.5 241188	ATE - Halter + eFSB
RS3 quattro	270	03/15→	➡	☐; +PR 1KX; + eFSB		24.6242-7017.5 241185	ATE - Halter + eFSB
RS3 quattro	294	04/17→	➡	☐; +PR 1KX; + eFSB		24.6242-7018.5 241186	ATE - Halter + eFSB
			➡	☐; +PR 2EE; + eFSB		24.6242-7019.5 241187	ATE - Halter + eFSB
			➡	☐; +PR 2EE; + eFSB		24.6242-7020.5 241188	ATE - Halter + eFSB
<b>Feder, Bremssattel</b>							
1.0 TFSI	85	07/16→		+PR 1KE	2	11.8116-0340.1 390595	ATE
1.2 TFSI	77	05/13→					
1.2 TFSI	81	05/14→		+PR 1KY	2	11.8116-0340.1 390595	ATE
1.4 TFSI	90	09/12→					
1.4 TFSI	92	05/14→		+PR 1KJ	2	11.8116-0340.1 390595	ATE
1.4 TFSI	103	03/13→					
1.4 TFSI e-tron	110	05/14→					
1.4 TFSI g-tron	81	11/13→					
1.4 TSI	110	05/14→					
1.5 TFSI	110	05/17→					
1.6 TDI	77	10/12→					
1.6 TDI	81	09/13→					
1.6 TDI	85	02/17→					
1.6 TDI quattro	81	05/15→					
1.8 TFSI	132	09/12→					
1.8 TFSI quattro	132	05/13→					
2.0 TDI	81	05/13→					
2.0 TDI	100	05/13→					
2.0 TDI	105	03/13→					
2.0 TDI	110	09/12→					
2.0 TDI	135	05/13→					
2.0 TDI quattro	110	02/13→					
2.0 TDI quattro	135	05/13→07/18					
2.0 TFSI	140	05/16→					
2.0 TFSI quattro	140	05/16→					
30 g-tron	96	11/18→					
30 TFSI	85	07/18→					
35 TFSI	110	10/18→					
40 TFSI	140	07/18→					
RS3 quattro	270	03/15→					
RS3 quattro	294	04/17→					
S3 quattro	206	05/13→					
S3 quattro	210	05/14→					
S3 quattro	213	07/16→					
S3 quattro	221	11/12→					
↓							




















	kW			 	! #		
<b>AUDI - A3 Sportback (8VA, 8VF) 09/12→</b>							
<b>Feder, Bremssattel</b>							
S3 quattro	228	06/16→		+PR 1KE	2	11.8116-0340.1 390595	ATE
				+PR 1KY	2	11.8116-0340.1 390595	ATE
				+PR 1KJ	2	11.8116-0340.1 390595	ATE
30 TDI	85	07/18→	➔	+PR 1KE / 1KJ / 1KY	2	11.8116-0340.1 390595	ATE
35 TDI	110	07/18→					
40 TDI quattro	135	07/18→					
40 TFSI quattro	140	07/18→					
<b>Führungshülzensatz, Bremssattel</b>							
1.0 TFSI	85	07/16→	➔	+PR 1KE / 1KJ / 1KR / 1KY		11.0101-5407.2 260011	ATE
1.2 TFSI	77	05/13→					
1.2 TFSI	81	05/14→					
1.4 TFSI	90	09/12→					
1.4 TFSI	92	05/14→					
1.4 TFSI	103	03/13→					
1.4 TFSI e-tron	110	05/14→					
1.4 TFSI g-tron	81	11/13→					
1.4 TSI	110	05/14→					
1.5 TFSI	110	05/17→					
1.6 TDI	77	10/12→					
1.6 TDI	81	09/13→					
1.6 TDI	85	02/17→					
1.6 TDI quattro	81	05/15→					
1.8 TFSI	132	09/12→					
1.8 TFSI quattro	132	05/13→					
2.0 TDI	81	05/13→					
2.0 TDI	100	05/13→					
2.0 TDI	105	03/13→					
2.0 TDI	110	09/12→					
2.0 TDI	135	05/13→					
2.0 TDI quattro	110	02/13→					
2.0 TDI quattro	135	05/13→07/18					
2.0 TFSI	140	05/16→					
2.0 TFSI quattro	140	05/16→					
30 g-tron	96	11/18→					
30 TDI	85	07/18→					
30 TFSI	85	07/18→					
35 TDI	110	07/18→					
35 TFSI	110	10/18→					
40 TDI quattro	135	07/18→					
40 TFSI	140	07/18→					
40 TFSI quattro	140	07/18→					
RS3 quattro	270	03/15→					
RS3 quattro	294	04/17→					
S3 quattro	206	05/13→					
S3 quattro	210	05/14→					
S3 quattro	213	07/16→					
S3 quattro	221	11/12→					
S3 quattro	228	06/16→					
<b>Führungsbolzen, Bremssattel</b>							
1.0 TFSI	85	07/16→	➔	+PR 1KE / 1KJ / 1KR / 1KY	2	11.8171-0008.1 990049	ATE
1.2 TFSI	77	05/13→					
1.2 TFSI	81	05/14→					
1.4 TFSI	90	09/12→					
1.4 TFSI	92	05/14→					
1.4 TFSI	103	03/13→					
1.4 TFSI e-tron	110	05/14→					
1.4 TFSI g-tron	81	11/13→					
1.4 TSI	110	05/14→					
1.5 TFSI	110	05/17→					
1.6 TDI	77	10/12→					
1.6 TDI	81	09/13→					
1.6 TDI	85	02/17→					
1.6 TDI quattro	81	05/15→					
1.8 TFSI	132	09/12→					
1.8 TFSI quattro	132	05/13→					
2.0 TDI	81	05/13→					
2.0 TDI	100	05/13→					
2.0 TDI	105	03/13→					
2.0 TDI	110	09/12→					
2.0 TDI	135	05/13→					
2.0 TDI quattro	110	02/13→					
2.0 TDI quattro	135	05/13→07/18					
2.0 TFSI	140	05/16→					
2.0 TFSI quattro	140	05/16→					
30 g-tron	96	11/18→					
30 TDI	85	07/18→					
30 TFSI	85	07/18→					
35 TDI	110	07/18→					
35 TFSI	110	10/18→					
40 TDI quattro	135	07/18→					
↓							


















	kw			 	! #		
<b>AUDI - A3 Sportback (8VA, 8VF) 09/12→</b>							
<b>Führungsbolzen, Bremsattel</b>							
40 TFSI	140	07/18→	➡	+PR 1KE / 1KJ / 1KR / 1KY	2	11.8171-0008.1	990049 ATE
40 TFSI quattro	140	07/18→					
RS3 quattro	270	03/15→					
RS3 quattro	294	04/17→					
S3 quattro	206	05/13→					
S3 quattro	210	05/14→					
S3 quattro	213	07/16→					
S3 quattro	221	11/12→					
S3 quattro	228	06/16→					
<b>AUDI - A4 Allroad B8 (8KH) 04/09→05/16</b>							
 <b>Bremsattel</b>							
2.0 TDI quattro	100	09/09→05/16	←	☐; +PR 1LA		24.3571-1773.5	240625 TRW - Halter
2.0 TDI quattro	105	09/09→05/16					
2.0 TDI quattro	110	05/13→05/16	←	☐; +PR 1LA		24.3571-1774.5	240626 TRW - Halter
2.0 TDI quattro	120	04/09→05/16	←	☐; +PR 1LT		24.3571-9755.5	241113 ATE - Halter
2.0 TDI quattro	125	04/09→05/16	←	☐; +PR 1LT		24.3571-9756.5	241114 ATE - Halter
2.0 TDI quattro	140	09/13→05/16	←	☐; +PR 1LT		24.3571-9756.5	241114 ATE - Halter
2.0 TFSI quattro	155	04/09→05/16	➡	☐; +PR 1KW / GP0 / GP1		24.6243-1703.5	241229 TRW + EMot / - Halter + FSB
2.0 TFSI quattro	165	05/13→05/16	➡	☐; +PR 1KW / GP0 / GP1		24.6243-1704.5	241230 TRW + EMot / - Halter + FSB
3.0 TDI quattro	176	04/09→01/12	➡	☐; +PR 1KW / GP0 / GP1		24.6243-1704.5	241230 TRW + EMot / - Halter + FSB
3.0 TDI quattro	180	01/12→05/16	➡	☐; +PR 1KW / GP2		24.6243-1707.7	220979 TRW + EMot / - Halter + FSB
			➡	☐; +PR 1KW / GP2		24.6243-1708.5	241234 TRW + EMot / - Halter + FSB
2.0 TDI quattro	130	11/11→05/16	←	☐; 01/12→; +PR 1LA		24.3571-1773.5	240625 TRW - Halter
			←	☐; 01/12→; +PR 1LA		24.3571-1774.5	240626 TRW - Halter
			←	☐; 01/12→; +PR 1LT		24.3571-9755.5	241113 ATE - Halter
			←	☐; 01/12→; +PR 1LT		24.3571-9756.5	241114 ATE - Halter
			➡	☐; 01/12→; +PR 1KW / GP0 / GP1		24.6243-1703.5	241229 TRW + EMot / - Halter + FSB
			➡	☐; 01/12→; +PR 1KW / GP0 / GP1		24.6243-1704.5	241230 TRW + EMot / - Halter + FSB
			➡	☐; 01/12→; +PR 1KW / GP2		24.6243-1707.7	220979 TRW + EMot / - Halter + FSB
			➡	☐; 01/12→; +PR 1KW / GP2		24.6243-1708.5	241234 TRW + EMot / - Halter + FSB
2.0 TFSI quattro	162	05/13→05/16	←	☐		24.3571-1773.5	240625 TRW - Halter
			←	☐		24.3571-1774.5	240626 TRW - Halter
			←	☐; +PR 1LT		24.3571-9755.5	241113 ATE - Halter
			←	☐; +PR 1LT		24.3571-9756.5	241114 ATE - Halter
			➡	☐; +PR 1KW / GP0 / GP1		24.6243-1703.5	241229 TRW + EMot / - Halter + FSB
			➡	☐; +PR 1KW / GP0 / GP1		24.6243-1704.5	241230 TRW + EMot / - Halter + FSB
			➡	☐; +PR 1KW / GP2		24.6243-1707.7	220979 TRW + EMot / - Halter + FSB
			➡	☐; +PR 1KW / GP2		24.6243-1708.5	241234 TRW + EMot / - Halter + FSB
<b>Halter, Bremsattel</b>							
2.0 TDI quattro	100	09/09→05/16	←	+PR 1LT		11.0230-0783.1	260133 ATE
2.0 TDI quattro	105	09/09→05/16					
2.0 TDI quattro	110	05/13→05/16					
2.0 TDI quattro	120	04/09→05/16					
2.0 TDI quattro	125	04/09→05/16					
2.0 TDI quattro	140	09/13→05/16					
2.0 TFSI quattro	155	04/09→05/16					
2.0 TFSI quattro	162	05/13→05/16					
2.0 TFSI quattro	165	05/13→05/16					
3.0 TDI quattro	176	04/09→01/12					
3.0 TDI quattro	180	01/12→05/16					
2.0 TDI quattro	130	11/11→05/16	←	01/12→; +PR 1LT		11.0230-0783.1	260133 ATE
<b>Feder, Bremsattel</b>							
2.0 TDI quattro	100	09/09→05/16		+PR 1LT	2	11.8116-0351.1	390538 ATE
2.0 TDI quattro	105	09/09→05/16					
2.0 TDI quattro	110	05/13→05/16					
2.0 TDI quattro	120	04/09→05/16					
2.0 TDI quattro	125	04/09→05/16					
2.0 TDI quattro	140	09/13→05/16					
2.0 TFSI quattro	155	04/09→05/16					
2.0 TFSI quattro	162	05/13→05/16					
2.0 TFSI quattro	165	05/13→05/16					
3.0 TDI quattro	176	04/09→01/12					
3.0 TDI quattro	180	01/12→05/16					
2.0 TDI quattro ↓	130	11/11→05/16		01/12→; +PR 1LT	2	11.8116-0351.1	390538 ATE










	kW					! #			
<b>AUDI - A4 Allroad B8 (8KH) 04/09→05/16</b>									
<b>Führungshülzensatz, Bremsattel</b>									
2.0 TDI quattro	100	09/09→05/16	←	+PR 1LT			11.0101-5409.2	260035	ATE
2.0 TDI quattro	105	09/09→05/16							
2.0 TDI quattro	110	05/13→05/16							
2.0 TDI quattro	120	04/09→05/16							
2.0 TDI quattro	125	04/09→05/16							
2.0 TDI quattro	140	09/13→05/16							
2.0 TFSI quattro	155	04/09→05/16							
2.0 TFSI quattro	162	05/13→05/16							
2.0 TFSI quattro	165	05/13→05/16							
3.0 TDI quattro	176	04/09→01/12							
3.0 TDI quattro	180	01/12→05/16							
2.0 TDI quattro	130	11/11→05/16	←	01/12→; +PR 1LT			11.0101-5409.2	260035	ATE
<b>Führungsbolzen, Bremsattel</b>									
2.0 TDI quattro	100	09/09→05/16		+PR 1LT	2		11.8171-0008.1	990049	ATE
2.0 TDI quattro	105	09/09→05/16							
2.0 TDI quattro	110	05/13→05/16							
2.0 TDI quattro	120	04/09→05/16							
2.0 TDI quattro	125	04/09→05/16							
2.0 TDI quattro	140	09/13→05/16							
2.0 TFSI quattro	155	04/09→05/16							
2.0 TFSI quattro	162	05/13→05/16							
2.0 TFSI quattro	165	05/13→05/16							
3.0 TDI quattro	176	04/09→01/12							
3.0 TDI quattro	180	01/12→05/16							
2.0 TDI quattro	130	11/11→05/16		01/12→; +PR 1LT	2		11.8171-0008.1	990049	ATE
<b> Bremsschlauch</b>									
2.0 TDI quattro	100	09/09→05/16	←		2		83.7713-0476.3	331116	L= 472
2.0 TDI quattro	105	09/09→05/16							
2.0 TDI quattro	110	05/13→05/16	→		2		24.5140-0406.3	331480	L= 405
2.0 TDI quattro	120	04/09→05/16							
2.0 TDI quattro	125	04/09→05/16							
2.0 TDI quattro	140	09/13→05/16							
2.0 TFSI quattro	155	04/09→05/16							
2.0 TFSI quattro	162	05/13→05/16							
2.0 TFSI quattro	165	05/13→05/16							
3.0 TDI quattro	176	04/09→01/12							
3.0 TDI quattro	180	01/12→05/16							
2.0 TDI quattro	130	11/11→05/16	←	01/12→	2		83.7713-0476.3	331116	L= 472
			→	01/12→	2		24.5140-0406.3	331480	L= 405
<b>AUDI - A4 Allroad B9 (8WH, 8WJ) 01/16→</b>									
<b>Feder, Bremsattel</b>									
3.0 TDI quattro	210	07/18→10/19		+PR 1LA / 1LB	2		11.8116-0071.1	390605	ATE
40 TDI quattro	140	01/20→							
45 TDI quattro	170	07/18→							
50 TDI quattro	210	11/19→							
<b>Führungshülzensatz, Bremsattel</b>									
3.0 TDI quattro	210	07/18→10/19	←	+PR 1LA / 1LB			11.0101-5407.2	260011	ATE
40 TDI quattro	140	01/20→							
45 TDI quattro	170	07/18→							
50 TDI quattro	210	11/19→							
<b>Führungsbolzen, Bremsattel</b>									
3.0 TDI quattro	210	07/18→10/19		+PR 1LA / 1LB	2		11.8171-0008.1	990049	ATE
40 TDI quattro	140	01/20→							
45 TDI quattro	170	07/18→							
50 TDI quattro	210	11/19→							
<b>AUDI - A4 B5 (8D2) 11/94→12/01</b>									
<b> Bremsattel</b>									
1.6	74	11/94→10/00	←	☐; → 8D-V-169695			24.3541-1745.5	240217	TRW - Halter
1.6	75	07/00→11/00	←	☐; → 8D-V-169695			24.3541-1746.5	240218	TRW - Halter
			←	☐; 8D-V-054062→			24.3541-1763.5	240231	TRW - Halter
			←	☐; 8D-V-169696→			24.3541-1763.5	240231	TRW - Halter
			←	☐; 8D-V-054062→			24.3541-1764.5	240232	TRW - Halter
			←	☐; 8D-V-169696→			24.3541-1764.5	240232	TRW - Halter
			←	☐; → 8D-V-054061			24.3571-8517.5	240493	ATE - Halter
			←	☐; → 8D-V-054061			24.3571-8518.5	240494	ATE - Halter
			→	☐; → 8D-V-160000			24.3384-1719.5	240259	TRW - Halter
↓									

	kw			 	! #		
<b>AUDI - A4 B5 (8D2) 11/94→12/01</b>							
 <b>Bremssattel</b>							
1.6 1.6	74 75	11/94→10/00 07/00→11/00	➡	☐; → 8D-V-160000		24.3384-1720.5 240260	TRW - Halter
			➡	☐; 8D-V-160001→		24.3384-1731.5 240818	TRW - Halter
			➡	☐; 8D-V-160001→		24.3384-1732.5 240819	TRW - Halter
1.8	92	11/94→11/00	⬅	☐; 8D-V-054062→		24.3541-1763.5 240231	TRW - Halter
			⬅	☐; 8D-V-054062→		24.3541-1764.5 240232	TRW - Halter
			⬅	☐; → 8D-V-054061		24.3571-8517.5 240493	ATE - Halter
			⬅	☐; → 8D-V-054061		24.3571-8518.5 240494	ATE - Halter
			➡	☐; → 8D-V-160000		24.3384-1719.5 240259	TRW - Halter
			➡	☐; → 8D-V-160000		24.3384-1720.5 240260	TRW - Halter
			➡	☐; 8D-V-160001→		24.3384-1731.5 240818	TRW - Halter
			➡	☐; 8D-V-160001→		24.3384-1732.5 240819	TRW - Halter
1.8 quattro	92	01/95→11/00	⬅	☐; 8D-V-054062→		24.3541-1763.5 240231	TRW - Halter
			⬅	☐; 8D-V-054062→		24.3541-1764.5 240232	TRW - Halter
			⬅	☐; → 8D-V-054061		24.3571-8517.5 240493	ATE - Halter
			⬅	☐; → 8D-V-054061		24.3571-8518.5 240494	ATE - Halter
			➡	☐		24.3384-1725.5 240261	TRW - Halter
			➡	☐		24.3384-1726.5 240262	TRW - Halter
1.8 T	110	01/95→11/00	⬅	☐; 05/95→		24.3571-8521.5 240495	ATE - Halter
			⬅	☐; 05/95→		24.3571-8522.5 240496	ATE - Halter
			➡	☐; 05/95→; → 8D-V-160000		24.3384-1719.5 240259	TRW - Halter
			➡	☐; 05/95→; → 8D-V-160000		24.3384-1720.5 240260	TRW - Halter
			➡	☐; 8D-V-160001→		24.3384-1731.5 240818	TRW - Halter
			➡	☐; 8D-V-160001→		24.3384-1732.5 240819	TRW - Halter
1.8 T	132 110 128 142	12/97→11/00 01/95→11/00 09/95→07/97 10/96→11/00	⬅	☐		24.3571-8521.5 240495	ATE - Halter
			⬅	☐		24.3571-8522.5 240496	ATE - Halter
			➡	☐; → 8D-V-160000		24.3384-1719.5 240259	TRW - Halter
			➡	☐; → 8D-V-160000		24.3384-1720.5 240260	TRW - Halter
			➡	☐; 8D-V-160001→		24.3384-1731.5 240818	TRW - Halter
			➡	☐; 8D-V-160001→		24.3384-1732.5 240819	TRW - Halter
1.8 T quattro	110	01/95→11/00	⬅	☐; 02/95→		24.3571-8521.5 240495	ATE - Halter
			⬅	☐; 02/95→		24.3571-8522.5 240496	ATE - Halter
			➡	☐; 02/95→		24.3384-1725.5 240261	TRW - Halter
			➡	☐; 02/95→		24.3384-1726.5 240262	TRW - Halter
1.8 T quattro 1.9 TDI quattro 1.9 TDI quattro 2.4 quattro 2.6 quattro	132 81 85 120 110	12/97→11/00 09/96→11/00 03/00→11/00 08/97→11/00 01/95→11/00	⬅	☐		24.3571-8521.5 240495	ATE - Halter
			⬅	☐		24.3571-8522.5 240496	ATE - Halter
			➡	☐		24.3384-1725.5 240261	TRW - Halter
			➡	☐		24.3384-1726.5 240262	TRW - Halter
1.9 TDI	55	12/95→11/00	⬅	☐; 03/96→; → 8D-V-169695		24.3541-1745.5 240217	TRW - Halter
			⬅	☐; 03/96→; → 8D-V-169695		24.3541-1746.5 240218	TRW - Halter
			⬅	☐; 8D-V-054062→		24.3541-1763.5 240231	TRW - Halter
			⬅	☐; 8D-V-169696→		24.3541-1763.5 240231	TRW - Halter
			⬅	☐; 8D-V-054062→		24.3541-1764.5 240232	TRW - Halter
			⬅	☐; 8D-V-169696→		24.3541-1764.5 240232	TRW - Halter
			➡	☐; 03/96→; → 8D-V-160000		24.3384-1719.5 240259	TRW - Halter
			➡	☐; 03/96→; → 8D-V-160000		24.3384-1720.5 240260	TRW - Halter
			➡	☐; 8D-V-160001→		24.3384-1731.5 240818	TRW - Halter
			➡	☐; 8D-V-160001→		24.3384-1732.5 240819	TRW - Halter
1.9 TDI	66	01/95→11/00	⬅	☐; → 8D-V-169695		24.3541-1745.5 240217	TRW - Halter
			⬅	☐; → 8D-V-169695		24.3541-1746.5 240218	TRW - Halter
			⬅	☐; 8D-V-054062→		24.3541-1763.5 240231	TRW - Halter
			⬅	☐; 8D-V-169696→		24.3541-1763.5 240231	TRW - Halter
			⬅	☐; 8D-V-169696→		24.3541-1764.5 240232	TRW - Halter
↓							









	kw			 	! #			
<b>AUDI - A4 B5 (8D2) 11/94→12/01</b>								
<b> Bremssattel</b>								
1.9 TDI	66	01/95→11/00	←	☐; 8D-V-054062→	24.3541-1764.5	240232	TRW - Halter	
			→	☐; → 8D-V-160000	24.3384-1719.5	240259	TRW - Halter	
			→	☐; → 8D-V-160000	24.3384-1720.5	240260	TRW - Halter	
			→	☐; 8D-V-160001→	24.3384-1731.5	240818	TRW - Halter	
			→	☐; 8D-V-160001→	24.3384-1732.5	240819	TRW - Halter	
1.9 TDI	81	10/95→11/00	←	☐; 02/96→	24.3571-8521.5	240495	ATE - Halter	
			←	☐; 02/96→	24.3571-8522.5	240496	ATE - Halter	
			→	☐; 02/96→; → 8D-V-160000	24.3384-1719.5	240259	TRW - Halter	
			→	☐; 02/96→; → 8D-V-160000	24.3384-1720.5	240260	TRW - Halter	
			→	☐; 8D-V-160001→	24.3384-1731.5	240818	TRW - Halter	
			→	☐; 8D-V-160001→	24.3384-1732.5	240819	TRW - Halter	
1.9 TDI 2.5 TDI	85 110	03/00→11/00 09/97→11/00	←	☐	24.3571-8521.5	240495	ATE - Halter	
			←	☐	24.3571-8522.5	240496	ATE - Halter	
			→	☐	24.3384-1731.5	240818	TRW - Halter	
			→	☐	24.3384-1732.5	240819	TRW - Halter	
2.4	120	08/97→11/00	←	☐	24.3571-8521.5	240495	ATE - Halter	
			←	☐	24.3571-8522.5	240496	ATE - Halter	
			→	☐; → 8D-V-160000	24.3384-1719.5	240259	TRW - Halter	
			→	☐; → 8D-V-160000	24.3384-1720.5	240260	TRW - Halter	
			→	☐	24.3384-1731.5	240818	TRW - Halter	
			→	☐	24.3384-1732.5	240819	TRW - Halter	
2.4	121	03/97→11/00	←	☐; → 07/97	24.3571-8521.5	240495	ATE - Halter	
			←	☐; 08/97→	24.3571-8521.5	240495	ATE - Halter	
			←	☐; 08/97→	24.3571-8522.5	240496	ATE - Halter	
			←	☐; → 07/97	24.3571-8522.5	240496	ATE - Halter	
			→	☐; → 8D-V-160000	24.3384-1719.5	240259	TRW - Halter	
			→	☐; → 8D-V-160000	24.3384-1720.5	240260	TRW - Halter	
			→	☐; 08/97→	24.3384-1731.5	240818	TRW - Halter	
			→	☐; 8D-V-160001→; → 07/97	24.3384-1731.5	240818	TRW - Halter	
			→	☐; 8D-V-160001→; → 07/97	24.3384-1732.5	240819	TRW - Halter	
			→	☐; 08/97→	24.3384-1732.5	240819	TRW - Halter	
2.4 quattro	121	03/97→11/00	←	☐; 08/97→	24.3571-8521.5	240495	ATE - Halter	
			←	☐; 08/97→	24.3571-8522.5	240496	ATE - Halter	
			→	☐; 08/97→	24.3384-1725.5	240261	TRW - Halter	
			→	☐; 08/97→	24.3384-1726.5	240262	TRW - Halter	
2.5 TDI quattro	110	09/97→11/00	←	☐; 11/97→	24.3571-8521.5	240495	ATE - Halter	
			←	☐; 11/97→	24.3571-8522.5	240496	ATE - Halter	
			→	☐; 11/97→	24.3384-1725.5	240261	TRW - Halter	
			→	☐; 11/97→	24.3384-1726.5	240262	TRW - Halter	
2.8 quattro	128	01/95→07/97	←	☐; → 07/96	24.3571-8521.5	240495	ATE - Halter	
			←	☐; → 07/96	24.3571-8522.5	240496	ATE - Halter	
			→	☐; → 07/96	24.3384-1725.5	240261	TRW - Halter	
			→	☐; → 07/96	24.3384-1726.5	240262	TRW - Halter	
2.8 quattro	142	10/96→08/01	←	☐; → 04/01	24.3571-8521.5	240495	ATE - Halter	
			←	☐; → 04/01	24.3571-8522.5	240496	ATE - Halter	
			→	☐; → 04/01	24.3384-1725.5	240261	TRW - Halter	
			→	☐; → 04/01	24.3384-1726.5	240262	TRW - Halter	
<b>Halter, Bremssattel</b>								
1.8 T	110	01/95→11/00	←	05/95→	2	11.8170-0306.1	260102	ATE
1.8 T 1.8 T quattro	132 132	12/97→11/00 12/97→11/00	←		2	11.8170-0306.1	260102	ATE
1.9 TDI	85	03/00→11/00						
1.9 TDI quattro	81	09/96→11/00						
1.9 TDI quattro ↓	85	03/00→11/00						

	kW			 	! #		
<b>AUDI - A4 B5 (8D2) 11/94→12/01</b>							
<b>Halter, Bremssattel</b>							
2.4	120	08/97→11/00	←		2	11.8170-0306.1	260102 ATE
2.4 quattro	120	08/97→11/00					
2.5 TDI	110	09/97→11/00					
2.6	110	01/95→11/00					
2.6 quattro	110	01/95→11/00					
2.8	128	09/95→07/97					
2.8	142	10/96→11/00					
1.8 T quattro	110	01/95→11/00	←	02/95→	2	11.8170-0306.1	260102 ATE
1.9 TDI	81	10/95→11/00	←	02/96→	2	11.8170-0306.1	260102 ATE
2.4	121	03/97→11/00	←	08/97→	2	11.8170-0306.1	260102 ATE
			←	→ 07/97	2	11.8170-0306.1	260102 ATE
2.4 quattro	121	03/97→11/00	←	08/97→	2	11.8170-0306.1	260102 ATE
2.5 TDI quattro	110	09/97→11/00	←	11/97→	2	11.8170-0306.1	260102 ATE
2.8 quattro	128	01/95→07/97	←	→ 07/96	2	11.8170-0306.1	260102 ATE
2.8 quattro	142	10/96→08/01	←	→ 04/01	2	11.8170-0306.1	260102 ATE
<b>Feder, Bremssattel</b>							
1.6	74	11/94→10/00	←	→ 8D-V-054061	2	11.8116-0143.1	390513 ATE
1.6	75	07/00→11/00					
1.8	92	11/94→11/00					
1.8 quattro	92	01/95→11/00					
1.8 T	110	01/95→11/00	←	05/95→	2	11.8116-0143.1	390513 ATE
1.8 T	132	12/97→11/00	←		2	11.8116-0143.1	390513 ATE
1.8 T quattro	132	12/97→11/00					
1.9 TDI	85	03/00→11/00					
1.9 TDI quattro	81	09/96→11/00					
1.9 TDI quattro	85	03/00→11/00					
2.4	120	08/97→11/00					
2.4 quattro	120	08/97→11/00					
2.5 TDI	110	09/97→11/00					
2.6	110	01/95→11/00					
2.6 quattro	110	01/95→11/00					
2.8	128	09/95→07/97					
2.8	142	10/96→11/00					
1.8 T quattro	110	01/95→11/00	←	02/95→	2	11.8116-0143.1	390513 ATE
1.9 TDI	81	10/95→11/00	←	02/96→	2	11.8116-0143.1	390513 ATE
2.4	121	03/97→11/00	←	→ 07/97	2	11.8116-0143.1	390513 ATE
			←	08/97→	2	11.8116-0143.1	390513 ATE
2.4 quattro	121	03/97→11/00	←	08/97→	2	11.8116-0143.1	390513 ATE
2.5 TDI quattro	110	09/97→11/00	←	11/97→	2	11.8116-0143.1	390513 ATE
2.8 quattro	128	01/95→07/97	←	→ 07/96	2	11.8116-0143.1	390513 ATE
2.8 quattro	142	10/96→08/01	←	→ 04/01	2	11.8116-0143.1	390513 ATE
<b>Führungshülzensatz, Bremssattel</b>							
1.6	74	11/94→10/00	←	→ 8D-V-054061		11.0101-5409.2	260035 ATE
1.6	75	07/00→11/00					
1.8	92	11/94→11/00					
1.8 quattro	92	01/95→11/00					
1.8 T	110	01/95→11/00	←	05/95→		11.0101-5409.2	260035 ATE
1.8 T	132	12/97→11/00	←			11.0101-5409.2	260035 ATE
1.8 T quattro	132	12/97→11/00					
1.9 TDI	85	03/00→11/00					
1.9 TDI quattro	81	09/96→11/00					
1.9 TDI quattro	85	03/00→11/00					
2.4	120	08/97→11/00					
2.4 quattro	120	08/97→11/00					
2.5 TDI	110	09/97→11/00					
2.6	110	01/95→11/00					
2.6 quattro	110	01/95→11/00					
2.8	128	09/95→07/97					
2.8	142	10/96→11/00					
1.8 T quattro	110	01/95→11/00	←	02/95→		11.0101-5409.2	260035 ATE
1.9 TDI	81	10/95→11/00	←	02/96→		11.0101-5409.2	260035 ATE
2.4	121	03/97→11/00	←	08/97→		11.0101-5409.2	260035 ATE
			←	→ 07/97		11.0101-5409.2	260035 ATE
2.4 quattro	121	03/97→11/00	←	08/97→		11.0101-5409.2	260035 ATE
2.5 TDI quattro	110	09/97→11/00	←	11/97→		11.0101-5409.2	260035 ATE
2.8 quattro	128	01/95→07/97	←	→ 07/96		11.0101-5409.2	260035 ATE
↓							








	kW			 	! #		
<b>AUDI - A4 B5 (8D2) 11/94→12/01</b>							
<b>Führungshülzensatz, Bremsattel</b>							
2.8 quattro	142	10/96→08/01	←	→ 04/01		11.0101-5409.2 260035	ATE
<b>Führungsbolzen, Bremsattel</b>							
1.6	74	11/94→10/00	←	→ 8D-V-054061	2	11.8171-0008.1 990049	ATE
1.6	75	07/00→11/00					
1.8	92	11/94→11/00					
1.8 quattro	92	01/95→11/00					
1.8 T	110	01/95→11/00	←	05/95→	2	11.8171-0008.1 990049	ATE
1.8 T	132	12/97→11/00	←		2	11.8171-0008.1 990049	ATE
1.8 T quattro	132	12/97→11/00					
1.9 TDI	85	03/00→11/00					
1.9 TDI quattro	81	09/96→11/00					
1.9 TDI quattro	85	03/00→11/00					
2.4	120	08/97→11/00					
2.4 quattro	120	08/97→11/00					
2.5 TDI	110	09/97→11/00					
2.6	110	01/95→11/00					
2.6 quattro	110	01/95→11/00					
2.8	128	09/95→07/97					
2.8	142	10/96→11/00					
1.8 T quattro	110	01/95→11/00	←	02/95→	2	11.8171-0008.1 990049	ATE
1.9 TDI	81	10/95→11/00	←	02/96→	2	11.8171-0008.1 990049	ATE
2.4	121	03/97→11/00	←	08/97→	2	11.8171-0008.1 990049	ATE
			←	→ 07/97	2	11.8171-0008.1 990049	ATE
2.4 quattro	121	03/97→11/00	←	08/97→	2	11.8171-0008.1 990049	ATE
2.5 TDI quattro	110	09/97→11/00	←	11/97→	2	11.8171-0008.1 990049	ATE
2.8 quattro	128	01/95→07/97	←	→ 07/96	2	11.8171-0008.1 990049	ATE
2.8 quattro	142	10/96→08/01	←	→ 04/01	2	11.8171-0008.1 990049	ATE
<b>Dichtungssatz, Bremsattel</b>							
1.6	74	11/94→10/00	←	→ 8D-V-054061		11.0441-5704.2 250034	ATE
1.6	75	07/00→11/00					
1.8	92	11/94→11/00					
1.8 quattro	92	01/95→11/00					
1.8 T	110	01/95→11/00	←	05/95→		11.0441-5704.2 250034	ATE
1.8 T	132	12/97→11/00	←			11.0441-5704.2 250034	ATE
1.8 T quattro	132	12/97→11/00					
1.9 TDI	85	03/00→11/00					
1.9 TDI quattro	81	09/96→11/00					
1.9 TDI quattro	85	03/00→11/00					
2.4	120	08/97→11/00					
2.4 quattro	120	08/97→11/00					
2.5 TDI	110	09/97→11/00					
2.6	110	01/95→11/00					
2.6 quattro	110	01/95→11/00					
2.8	128	09/95→07/97					
2.8	142	10/96→11/00					
1.8 T quattro	110	01/95→11/00	←	02/95→		11.0441-5704.2 250034	ATE
1.9 TDI	81	10/95→11/00	←	02/96→		11.0441-5704.2 250034	ATE
2.4	121	03/97→11/00	←	→ 07/97		11.0441-5704.2 250034	ATE
			←	08/97→		11.0441-5704.2 250034	ATE
2.4 quattro	121	03/97→11/00	←	08/97→		11.0441-5704.2 250034	ATE
2.5 TDI quattro	110	09/97→11/00	←	11/97→		11.0441-5704.2 250034	ATE
2.8 quattro	128	01/95→07/97	←	→ 07/96		11.0441-5704.2 250034	ATE
2.8 quattro	142	10/96→08/01	←	→ 04/01		11.0441-5704.2 250034	ATE
<b>Bremsschlauch</b>							
1.6	74	11/94→10/00	←		2	83.7813-0295.3 330799	L= 295
1.6	75	07/00→11/00					
1.8	92	11/94→11/00	→	8D-V-160001→	2	24.5237-0183.3 331454	L= 182,4
1.8 T	132	12/97→11/00	→	→ 8D-V-160000	2	24.5237-0183.3 331454	L= 182,4
1.9 TDI	66	01/95→11/00	→				
2.6	110	01/95→11/00	→	am Bremsattel; 8D-V-160001→	2	24.5244-0240.3 330679	L= 240
2.8	128	09/95→07/97	→	am Bremsattel; → 8D-V-160000	2	83.6105-0200.3 330453	L= 200
2.8	142	10/96→11/00					
1.8 quattro	92	01/95→11/00	←		2	83.7813-0295.3 330799	L= 295
1.8 T quattro	132	12/97→11/00	→	am Bremsattel	2	24.5113-0220.3 331318	L= 215
1.9 TDI quattro	81	09/96→11/00	→				
1.9 TDI quattro	85	03/00→11/00	→		2	83.6212-0160.3 330318	L= 160
2.4 quattro	120	08/97→11/00					
2.6 quattro	110	01/95→11/00					
↓							

	kw			 	! #			
<b>AUDI - A4 B5 (8D2) 11/94→12/01</b>								
<b>Bremsschlauch</b>								
1.8 T	110	01/95→11/00	←	05/95→	2	83.7813-0295.3	330799	L= 295
			→	8D-V-160001→	2	24.5237-0183.3	331454	L= 182,4
			→	05/95→; → 8D-V-160000	2	24.5237-0183.3	331454	L= 182,4
			→	am Bremssattel; 8D-V-160001→	2	24.5244-0240.3	330679	L= 240
			→	am Bremssattel; 05/95→; → 8D-V-160000	2	83.6105-0200.3	330453	L= 200
1.8 T quattro	110	01/95→11/00	←	02/95→	2	83.7813-0295.3	330799	L= 295
			→	am Bremssattel; 02/95→	2	24.5113-0220.3	331318	L= 215
			→	02/95→	2	83.6212-0160.3	330318	L= 160
1.9 TDI	55	12/95→11/00	←	03/96→	2	83.7813-0295.3	330799	L= 295
			→	8D-V-160001→	2	24.5237-0183.3	331454	L= 182,4
			→	03/96→; → 8D-V-160000	2	24.5237-0183.3	331454	L= 182,4
			→	am Bremssattel; 8D-V-160001→	2	24.5244-0240.3	330679	L= 240
			→	am Bremssattel; 03/96→; → 8D-V-160000	2	83.6105-0200.3	330453	L= 200
1.9 TDI	81	10/95→11/00	←	02/96→	2	83.7813-0295.3	330799	L= 295
			→	8D-V-160001→	2	24.5237-0183.3	331454	L= 182,4
			→	02/96→; → 8D-V-160000	2	24.5237-0183.3	331454	L= 182,4
			→	am Bremssattel; 8D-V-160001→	2	24.5244-0240.3	330679	L= 240
			→	am Bremssattel; 02/96→; → 8D-V-160000	2	83.6105-0200.3	330453	L= 200
1.9 TDI 2.5 TDI	85 110	03/00→11/00 09/97→11/00	←		2	83.7813-0295.3	330799	L= 295
			→		2	24.5237-0183.3	331454	L= 182,4
			→	am Bremssattel	2	24.5244-0240.3	330679	L= 240
2.4	120	08/97→11/00	←		2	83.7813-0295.3	330799	L= 295
			→		2	24.5237-0183.3	331454	L= 182,4
			→	am Bremssattel	2	24.5244-0240.3	330679	L= 240
			→	am Bremssattel; → 8D-V-160000	2	83.6105-0200.3	330453	L= 200
2.4	121	03/97→11/00	←		2	83.7813-0295.3	330799	L= 295
			←	08/97→	2	83.7813-0295.3	330799	L= 295
			→	8D-V-160001→; → 07/97	2	24.5237-0183.3	331454	L= 182,4
			→	→ 8D-V-160000	2	24.5237-0183.3	331454	L= 182,4
			→	08/97→	2	24.5237-0183.3	331454	L= 182,4
			→	am Bremssattel; 08/97→	2	24.5244-0240.3	330679	L= 240
			→	am Bremssattel; 8D-V-160001→; → 07/97	2	24.5244-0240.3	330679	L= 240
			→	am Bremssattel; → 8D-V-160000	2	83.6105-0200.3	330453	L= 200
2.4 quattro	121	03/97→11/00	←	08/97→	2	83.7813-0295.3	330799	L= 295
			→	am Bremssattel; 08/97→	2	24.5113-0220.3	331318	L= 215
			→	08/97→	2	83.6212-0160.3	330318	L= 160
2.5 TDI quattro	110	09/97→11/00	←	11/97→	2	83.7813-0295.3	330799	L= 295
			→	am Bremssattel; 11/97→	2	24.5113-0220.3	331318	L= 215
			→	11/97→	2	83.6212-0160.3	330318	L= 160
2.8 quattro	128	01/95→07/97	←	→ 07/96	2	83.7813-0295.3	330799	L= 295
			→	am Bremssattel; → 07/96	2	24.5113-0220.3	331318	L= 215
			→	→ 07/96	2	83.6212-0160.3	330318	L= 160
2.8 quattro	142	10/96→08/01	←	→ 04/01	2	83.7813-0295.3	330799	L= 295
			→	am Bremssattel; → 04/01	2	24.5113-0220.3	331318	L= 215
			→	→ 04/01	2	83.6212-0160.3	330318	L= 160
S4 quattro	195	09/97→09/01	←	10/97→ 04/01	2	83.7813-0295.3	330799	L= 295
			→	am Bremssattel; 10/97→ 04/01	2	24.5113-0220.3	331318	L= 215
			→	10/97→ 04/01	2	83.6212-0160.3	330318	L= 160

















	kw			 	! #		
<b>AUDI - A4 B5 Avant (8D5) 11/94→12/02</b>							
 <b>Bremssattel</b>							
1.6 1.6	74 75	11/94→09/01 07/00→09/01	←	☐; → 8D-V-169695		24.3541-1745.5 240217	TRW - Halter
			←	☐; → 8D-V-169695		24.3541-1746.5 240218	TRW - Halter
			←	☐; 8D-V-054062→; → 04/01		24.3541-1763.5 240231	TRW - Halter
			←	☐; 8D-V-169696→; → 04/01		24.3541-1763.5 240231	TRW - Halter
			←	☐; 8D-V-054062→; → 04/01		24.3541-1764.5 240232	TRW - Halter
			←	☐; 8D-V-169696→; → 04/01		24.3541-1764.5 240232	TRW - Halter
			←	☐; → 8D-V-054061		24.3571-8517.5 240493	ATE - Halter
			←	☐; → 8D-V-054061		24.3571-8518.5 240494	ATE - Halter
			→	☐; → 8D-V-160000		24.3384-1719.5 240259	TRW - Halter
			→	☐; → 8D-V-160000		24.3384-1720.5 240260	TRW - Halter
			→	☐; 8D-V-160001→; → 04/01		24.3384-1731.5 240818	TRW - Halter
			→	☐; 8D-V-160001→; → 04/01		24.3384-1732.5 240819	TRW - Halter
1.8	92	02/96→09/01	←	☐; 8D-V-054062→; → 04/01		24.3541-1763.5 240231	TRW - Halter
			←	☐; 8D-V-054062→; → 04/01		24.3541-1764.5 240232	TRW - Halter
			←	☐; → 8D-V-054061		24.3571-8517.5 240493	ATE - Halter
			←	☐; → 8D-V-054061		24.3571-8518.5 240494	ATE - Halter
			→	☐; → 8D-V-160000		24.3384-1719.5 240259	TRW - Halter
			→	☐; → 8D-V-160000		24.3384-1720.5 240260	TRW - Halter
			→	☐; 8D-V-160001→; → 04/01		24.3384-1731.5 240818	TRW - Halter
			→	☐; 8D-V-160001→; → 04/01		24.3384-1732.5 240819	TRW - Halter
1.8 quattro	92	01/96→09/01	←	☐; 8D-V-054062→; → 04/01		24.3541-1763.5 240231	TRW - Halter
			←	☐; 8D-V-054062→; → 04/01		24.3541-1764.5 240232	TRW - Halter
			←	☐; → 8D-V-054061		24.3571-8517.5 240493	ATE - Halter
			←	☐; → 8D-V-054061		24.3571-8518.5 240494	ATE - Halter
			→	☐; → 04/01		24.3384-1725.5 240261	TRW - Halter
			→	☐; → 04/01		24.3384-1726.5 240262	TRW - Halter
1.8 T 1.8 T 1.9 TDI 2.6 2.8	110 132 81 110 142	03/96→09/01 12/97→09/01 02/96→09/01 02/96→09/01 10/96→09/01	←	☐; → 04/01		24.3571-8521.5 240495	ATE - Halter
			←	☐; → 04/01		24.3571-8522.5 240496	ATE - Halter
			→	☐; → 8D-V-160000		24.3384-1719.5 240259	TRW - Halter
			→	☐; → 8D-V-160000		24.3384-1720.5 240260	TRW - Halter
			→	☐; 8D-V-160001→; → 04/01		24.3384-1731.5 240818	TRW - Halter
			→	☐; 8D-V-160001→; → 04/01		24.3384-1732.5 240819	TRW - Halter
1.8 T quattro 1.8 T quattro 1.9 TDI quattro 1.9 TDI quattro 2.4 quattro 2.6 quattro 2.8 quattro	110 132 81 85 120 110 142	01/96→09/01 12/97→09/01 09/96→09/01 03/00→09/01 08/97→09/01 01/96→09/01 10/96→09/01	←	☐; → 04/01		24.3571-8521.5 240495	ATE - Halter
			←	☐; → 04/01		24.3571-8522.5 240496	ATE - Halter
			→	☐; → 04/01		24.3384-1725.5 240261	TRW - Halter
			→	☐; → 04/01		24.3384-1726.5 240262	TRW - Halter
1.9 Hybrid	66	03/98→06/00	←	☐; → 8D-V-169695		24.3541-1745.5 240217	TRW - Halter
			←	☐; → 8D-V-169695		24.3541-1746.5 240218	TRW - Halter
			←	☐; 8D-V-054062→		24.3541-1763.5 240231	TRW - Halter
			←	☐; 8D-V-169696→		24.3541-1763.5 240231	TRW - Halter
			←	☐; 8D-V-169696→		24.3541-1764.5 240232	TRW - Halter
			←	☐; 8D-V-054062→		24.3541-1764.5 240232	TRW - Halter
			→	☐; → 8D-V-160000		24.3384-1719.5 240259	TRW - Halter
			→	☐; → 8D-V-160000		24.3384-1720.5 240260	TRW - Halter
			→	☐; 8D-V-160001→		24.3384-1731.5 240818	TRW - Halter
			→	☐; 8D-V-160001→		24.3384-1732.5 240819	TRW - Halter
1.9 TDI 1.9 TDI	55 66	03/96→09/01 02/96→09/01	←	☐; → 8D-V-169695		24.3541-1745.5 240217	TRW - Halter
			←	☐; → 8D-V-169695		24.3541-1746.5 240218	TRW - Halter
			←	☐; 8D-V-054062→; → 04/01		24.3541-1763.5 240231	TRW - Halter
			←	☐; 8D-V-169696→; → 04/01		24.3541-1763.5 240231	TRW - Halter
			←	☐; 8D-V-054062→; → 04/01		24.3541-1764.5 240232	TRW - Halter
			←	☐; 8D-V-169696→; → 04/01		24.3541-1764.5 240232	TRW - Halter










	kw			 	! #		
<b>AUDI - A4 B5 Avant (8D5) 11/94→12/02</b>							
<b>Bremssattel</b>							
1.9 TDI 1.9 TDI	55 66	03/96→09/01 02/96→09/01	➡ ➡ ➡ ➡	☐; → 8D-V-160000 ☐; → 8D-V-160000 ☐; 8D-V-160001→; → 04/01 ☐; 8D-V-160001→; → 04/01		24.3384-1719.5 240259 24.3384-1720.5 240260 24.3384-1731.5 240818 24.3384-1732.5 240819	TRW - Halter TRW - Halter TRW - Halter TRW - Halter
1.9 TDI 2.4 2.5 TDI	85 120 110	03/00→09/01 08/97→09/01 09/97→09/01	← ← ➡ ➡	☐; → 04/01 ☐; → 04/01 ☐; → 04/01 ☐; → 04/01		24.3571-8521.5 240495 24.3571-8522.5 240496 24.3384-1731.5 240818 24.3384-1732.5 240819	ATE - Halter ATE - Halter TRW - Halter TRW - Halter
2.4	121	03/97→09/01	← ← ➡ ➡	☐; 08/97→ 04/01 ☐; 08/97→ 04/01 ☐; 08/97→ 04/01 ☐; 08/97→ 04/01		24.3571-8521.5 240495 24.3571-8522.5 240496 24.3384-1731.5 240818 24.3384-1732.5 240819	ATE - Halter ATE - Halter TRW - Halter TRW - Halter
2.4 quattro	121	03/97→09/01	← ← ➡ ➡	☐; 08/97→ 04/01 ☐; 08/97→ 04/01 ☐; 08/97→ 04/01 ☐; 08/97→ 04/01		24.3571-8521.5 240495 24.3571-8522.5 240496 24.3384-1725.5 240261 24.3384-1726.5 240262	ATE - Halter ATE - Halter TRW - Halter TRW - Halter
2.5 TDI quattro	110	09/97→09/01	← ← ➡ ➡	☐; 11/97→ 04/01 ☐; 11/97→ 04/01 ☐; 11/97→ 04/01 ☐; 11/97→ 04/01		24.3571-8521.5 240495 24.3571-8522.5 240496 24.3384-1725.5 240261 24.3384-1726.5 240262	ATE - Halter ATE - Halter TRW - Halter TRW - Halter
2.8	128	03/96→09/96	← ← ➡ ➡ ➡ ➡	☐ ☐ ☐; → 8D-V-160000 ☐; → 8D-V-160000 ☐; 8D-V-160001→ ☐; 8D-V-160001→		24.3571-8521.5 240495 24.3571-8522.5 240496 24.3384-1719.5 240259 24.3384-1720.5 240260 24.3384-1731.5 240818 24.3384-1732.5 240819	ATE - Halter ATE - Halter TRW - Halter TRW - Halter TRW - Halter TRW - Halter
2.8 quattro	128	01/96→09/96	← ← ➡ ➡	☐; → 07/96 ☐; → 07/96 ☐; → 07/96 ☐; → 07/96		24.3571-8521.5 240495 24.3571-8522.5 240496 24.3384-1725.5 240261 24.3384-1726.5 240262	ATE - Halter ATE - Halter TRW - Halter TRW - Halter
<b>Halter, Bremssattel</b>							
1.8 T 1.8 T 1.8 T quattro 1.8 T quattro 1.9 TDI 1.9 TDI 1.9 TDI quattro 1.9 TDI quattro 2.4 2.4 quattro 2.5 TDI 2.6 2.6 quattro 2.8 2.8 quattro	110 132 110 132 81 85 81 85 120 120 110 110 110 142 142	03/96→09/01 12/97→09/01 01/96→09/01 12/97→09/01 02/96→09/01 03/00→09/01 09/96→09/01 03/00→09/01 08/97→09/01 08/97→09/01 09/97→09/01 02/96→09/01 01/96→09/01 10/96→09/01 10/96→09/01	← ← ← ← ← ← ← ← ← ← ← ← ← ← ←	→ 04/01	2	11.8170-0306.1 260102	ATE
2.4 2.4 quattro	121 121	03/97→09/01 03/97→09/01	← ←	08/97→ 04/01	2	11.8170-0306.1 260102	ATE
2.5 TDI quattro	110	09/97→09/01	←	11/97→ 04/01	2	11.8170-0306.1 260102	ATE
2.8 2.8 quattro	128 128	03/96→09/96 01/96→09/96	← ←	→ 07/96	2	11.8170-0306.1 260102	ATE
<b>Feder, Bremssattel</b>							
1.6 1.6 1.8 1.8 quattro	74 75 92 92	11/94→09/01 07/00→09/01 02/96→09/01 01/96→09/01	← ← ← ←	→ 8D-V-054061	2	11.8116-0143.1 390513	ATE
1.8 T 1.8 T 1.8 T quattro 1.8 T quattro 1.9 TDI ↓	110 132 110 132 81	03/96→09/01 12/97→09/01 01/96→09/01 12/97→09/01 02/96→09/01	← ← ← ← ←	→ 04/01	2	11.8116-0143.1 390513	ATE










	kW			 	! #		
<b>AUDI - A4 B5 Avant (8D5) 11/94→12/02</b>							
<b>Feder, Bremssattel</b>							
1.9 TDI	85	03/00→09/01	←	→ 04/01	2	11.8116-0143.1 390513	ATE
1.9 TDI quattro	81	09/96→09/01					
1.9 TDI quattro	85	03/00→09/01					
2.4	120	08/97→09/01					
2.4 quattro	120	08/97→09/01					
2.5 TDI	110	09/97→09/01					
2.6	110	02/96→09/01					
2.6 quattro	110	01/96→09/01					
2.8	142	10/96→09/01					
2.8 quattro	142	10/96→09/01					
2.4	121	03/97→09/01	←	08/97→ 04/01	2	11.8116-0143.1 390513	ATE
2.4 quattro	121	03/97→09/01					
2.5 TDI quattro	110	09/97→09/01	←	11/97→ 04/01	2	11.8116-0143.1 390513	ATE
2.8	128	03/96→09/96	←		2	11.8116-0143.1 390513	ATE
2.8 quattro	128	01/96→09/96	←	→ 07/96	2	11.8116-0143.1 390513	ATE
RS4 quattro	280	05/00→09/01		06/00→ 04/01	2	11.8116-0260.1 390597	ATE
<b>Führungshülzensatz, Bremssattel</b>							
1.6	74	11/94→09/01	←	→ 8D-V-054061		11.0101-5409.2 260035	ATE
1.6	75	07/00→09/01					
1.8	92	02/96→09/01					
1.8 quattro	92	01/96→09/01					
1.8 T	110	03/96→09/01	←	→ 04/01		11.0101-5409.2 260035	ATE
1.8 T	132	12/97→09/01					
1.8 T quattro	110	01/96→09/01					
1.8 T quattro	132	12/97→09/01					
1.9 TDI	81	02/96→09/01					
1.9 TDI	85	03/00→09/01					
1.9 TDI quattro	81	09/96→09/01					
1.9 TDI quattro	85	03/00→09/01					
2.4	120	08/97→09/01					
2.4 quattro	120	08/97→09/01					
2.5 TDI	110	09/97→09/01					
2.6	110	02/96→09/01					
2.6 quattro	110	01/96→09/01					
2.8	142	10/96→09/01					
2.8 quattro	142	10/96→09/01					
2.4	121	03/97→09/01	←	08/97→ 04/01		11.0101-5409.2 260035	ATE
2.4 quattro	121	03/97→09/01					
2.5 TDI quattro	110	09/97→09/01	←	11/97→ 04/01		11.0101-5409.2 260035	ATE
2.8	128	03/96→09/96	←			11.0101-5409.2 260035	ATE
2.8 quattro	128	01/96→09/96	←	→ 07/96		11.0101-5409.2 260035	ATE
<b>Führungsbolzen, Bremssattel</b>							
1.6	74	11/94→09/01	←	→ 8D-V-054061	2	11.8171-0008.1 990049	ATE
1.6	75	07/00→09/01					
1.8	92	02/96→09/01					
1.8 quattro	92	01/96→09/01					
1.8 T	110	03/96→09/01	←	→ 04/01	2	11.8171-0008.1 990049	ATE
1.8 T	132	12/97→09/01					
1.8 T quattro	110	01/96→09/01					
1.8 T quattro	132	12/97→09/01					
1.9 TDI	81	02/96→09/01					
1.9 TDI	85	03/00→09/01					
1.9 TDI quattro	81	09/96→09/01					
1.9 TDI quattro	85	03/00→09/01					
2.4	120	08/97→09/01					
2.4 quattro	120	08/97→09/01					
2.5 TDI	110	09/97→09/01					
2.6	110	02/96→09/01					
2.6 quattro	110	01/96→09/01					
2.8	142	10/96→09/01					
2.8 quattro	142	10/96→09/01					
2.4	121	03/97→09/01	←	08/97→ 04/01	2	11.8171-0008.1 990049	ATE
2.4 quattro	121	03/97→09/01					
2.5 TDI quattro	110	09/97→09/01	←	11/97→ 04/01	2	11.8171-0008.1 990049	ATE
2.8	128	03/96→09/96	←		2	11.8171-0008.1 990049	ATE
2.8 quattro	128	01/96→09/96	←	→ 07/96	2	11.8171-0008.1 990049	ATE
RS4 quattro	280	05/00→09/01		06/00→ 04/01	2	11.8171-0008.1 990049	ATE
<b>Dichtungssatz, Bremssattel</b>							
1.6	74	11/94→09/01	←	→ 8D-V-054061		11.0441-5704.2 250034	ATE
1.6	75	07/00→09/01					
1.8	92	02/96→09/01					
1.8 quattro	92	01/96→09/01					
↓							

	kW			 	! #		
<b>AUDI - A4 B5 Avant (8D5) 11/94→12/02</b>							
<b>Dichtungssatz, Bremssattel</b>							
1.8 T	110	03/96→09/01	←	→ 04/01		11.0441-5704.2 250034	ATE
1.8 T	132	12/97→09/01					
1.8 T quattro	110	01/96→09/01					
1.8 T quattro	132	12/97→09/01					
1.9 TDI	81	02/96→09/01					
1.9 TDI	85	03/00→09/01					
1.9 TDI quattro	81	09/96→09/01					
1.9 TDI quattro	85	03/00→09/01					
2.4	120	08/97→09/01					
2.4 quattro	120	08/97→09/01					
2.5 TDI	110	09/97→09/01					
2.6	110	02/96→09/01					
2.6 quattro	110	01/96→09/01					
2.8	142	10/96→09/01					
2.8 quattro	142	10/96→09/01					
2.4	121	03/97→09/01	←	08/97→ 04/01		11.0441-5704.2 250034	ATE
2.4 quattro	121	03/97→09/01					
2.5 TDI quattro	110	09/97→09/01	←	11/97→ 04/01		11.0441-5704.2 250034	ATE
2.8	128	03/96→09/96	←			11.0441-5704.2 250034	ATE
2.8 quattro	128	01/96→09/96	←	→ 07/96		11.0441-5704.2 250034	ATE
<b>Bremsschlauch</b>							
1.6	74	11/94→09/01	←	→ 04/01	2	83.7813-0295.3 330799	L= 295
1.6	75	07/00→09/01					
1.8	92	02/96→09/01	→	→ 8D-V-160000	2	24.5237-0183.3 331454	L= 182,4
1.8 T	110	03/96→09/01	→	8D-V-160001→; → 04/01	2	24.5237-0183.3 331454	L= 182,4
1.8 T	132	12/97→09/01					
1.9 TDI	55	03/96→09/01	→	am Bremssattel; 8D-V-160001→; → 04/01	2	24.5244-0240.3 330679	L= 240
1.9 TDI	66	02/96→09/01					
1.9 TDI	81	02/96→09/01	→	am Bremssattel; → 8D-V-160000	2	83.6105-0200.3 330453	L= 200
2.6	110	02/96→09/01					
2.8	142	10/96→09/01					
1.8 quattro	92	01/96→09/01	←	→ 04/01	2	83.7813-0295.3 330799	L= 295
1.8 T quattro	110	01/96→09/01					
1.8 T quattro	132	12/97→09/01	→	am Bremssattel; → 04/01	2	24.5113-0220.3 331318	L= 215
1.9 TDI quattro	81	09/96→09/01	→	→ 04/01	2	83.6212-0160.3 330318	L= 160
1.9 TDI quattro	85	03/00→09/01					
2.4 quattro	120	08/97→09/01					
2.6 quattro	110	01/96→09/01					
2.8 quattro	142	10/96→09/01					
1.9 Hybrid	66	03/98→06/00	←		2	83.7813-0295.3 330799	L= 295
2.8	128	03/96→09/96	→	8D-V-160001→	2	24.5237-0183.3 331454	L= 182,4
			→	→ 8D-V-160000	2	24.5237-0183.3 331454	L= 182,4
			→	am Bremssattel; 8D-V-160001→	2	24.5244-0240.3 330679	L= 240
			→	am Bremssattel; → 8D-V-160000	2	83.6105-0200.3 330453	L= 200
1.9 TDI	85	03/00→09/01	←	→ 04/01	2	83.7813-0295.3 330799	L= 295
2.4	120	08/97→09/01	→	→ 04/01	2	24.5237-0183.3 331454	L= 182,4
2.5 TDI	110	09/97→09/01	→	am Bremssattel; → 04/01	2	24.5244-0240.3 330679	L= 240
2.4	121	03/97→09/01	←	08/97→ 04/01	2	83.7813-0295.3 330799	L= 295
			→	08/97→ 04/01	2	24.5237-0183.3 331454	L= 182,4
			→	am Bremssattel; 08/97→ 04/01	2	24.5244-0240.3 330679	L= 240
2.4 quattro	121	03/97→09/01	←	08/97→ 04/01	2	83.7813-0295.3 330799	L= 295
			→	am Bremssattel; 08/97→ 04/01	2	24.5113-0220.3 331318	L= 215
			→	08/97→ 04/01	2	83.6212-0160.3 330318	L= 160
2.5 TDI quattro	110	09/97→09/01	←	11/97→ 04/01	2	83.7813-0295.3 330799	L= 295
			→	am Bremssattel; 11/97→ 04/01	2	24.5113-0220.3 331318	L= 215
			→	11/97→ 04/01	2	83.6212-0160.3 330318	L= 160
2.8 quattro	128	01/96→09/96	←	→ 07/96	2	83.7813-0295.3 330799	L= 295
			→	am Bremssattel; → 07/96	2	24.5113-0220.3 331318	L= 215
			→	→ 07/96	2	83.6212-0160.3 330318	L= 160
RS4 quattro	280	05/00→09/01	→	06/00→ 04/01	2	83.6212-0160.3 330318	L= 160
S4 quattro	195	09/97→09/01	←	10/97→ 04/01	2	83.7813-0295.3 330799	L= 295
			→	am Bremssattel; 10/97→ 04/01	2	24.5113-0220.3 331318	L= 215
			→	10/97→ 04/01	2	83.6212-0160.3 330318	L= 160



	kw			 	! #		
<b>AUDI - A4 B6 (8E2) 11/00→12/05</b>							
<b>Bremssattel</b>							
1.6	75	11/00→12/04	←	☐; 12/00→; +PR 1LF / 1LT		11.9571-9835.2 220427	ATE - Halter
1.8 T	110	11/00→07/02	←	☐; 12/00→; +PR 1LF / 1LT		11.9571-9836.2 220428	ATE - Halter
1.8 T quattro	110	11/00→07/02	←	☐; 12/00→; +PR 1LF / 1LT		11.9571-9836.2 220428	ATE - Halter
1.9 TDI	96	11/00→12/04	←	☐; 12/00→; +PR 1LZ; → 8E-7-300000		24.3541-1763.5 240231	TRW - Halter
2.0	96	11/00→12/04	←	☐; 12/00→; +PR 1LZ		24.3541-1763.5 240231	TRW - Halter
2.5 TDI quattro	132	11/00→12/04	←	☐; 8E-8-000001→; +PR 1LZ		24.3541-1763.5 240231	TRW - Halter
3.0	162	11/00→12/04	←	☐; 12/00→; +PR 1LZ; → 8E-7-300000		24.3541-1764.5 240232	TRW - Halter
3.0 quattro	162	11/00→12/04	←	☐; 12/00→; +PR 1LZ		24.3541-1764.5 240232	TRW - Halter
			←	☐; 12/00→; +PR 1LB / 1LE		24.3571-8521.5 240495	ATE - Halter
			←	☐; 12/00→; +PR 1LB / 1LE		24.3571-8522.5 240496	ATE - Halter
			←	☐; 12/00→; +PR 1LA / 1LC		24.3606-9953.5 241125	ATE - Halter
			←	☐; 12/00→; +PR 1LA / 1LC		24.3606-9954.5 241126	ATE - Halter
			→	☐; 12/00→; → 8E-7-300000; +PR 1KD / 1KP		24.3384-1735.5 240822	TRW - Halter
			→	☐; 12/00→; → 8E-7-300000; +PR 1KD / 1KP		24.3384-1736.5 240823	TRW - Halter
			→	☐; 8E-5-400001→; +PR 1KW		24.3414-1713.5 240914	TRW - Halter
			→	☐; 8E-5-400001→; +PR 1KW		24.3414-1714.5 240915	TRW - Halter
1.8 T	120	07/02→12/04	←	☐; +PR 1LF / 1LT		11.9571-9835.2 220427	ATE - Halter
1.8 T	140	11/02→12/04	←	☐; +PR 1LF / 1LT		11.9571-9836.2 220428	ATE - Halter
1.8 T quattro	120	07/02→12/04	←	☐; +PR 1LF / 1LT		11.9571-9836.2 220428	ATE - Halter
1.8 T quattro	125	07/01→12/04	←	☐; +PR 1LZ; → 8E-7-300000		24.3541-1763.5 240231	TRW - Halter
1.8 T quattro	140	11/02→12/04	←	☐; +PR 1LZ; → 8E-7-300000		24.3541-1763.5 240231	TRW - Halter
1.9 TDI	74	05/01→12/04	←	☐; 8E-8-000001→; +PR 1LZ		24.3541-1763.5 240231	TRW - Halter
1.9 TDI	85	06/04→12/04	←	☐; 8E-8-000001→; +PR 1LZ		24.3541-1764.5 240232	TRW - Halter
1.9 TDI quattro	96	11/01→12/04	←	☐; 8E-8-000001→; +PR 1LZ		24.3541-1764.5 240232	TRW - Halter
2.0 FSI	110	07/02→12/04	←	☐; +PR 1LZ; → 8E-7-300000		24.3541-1764.5 240232	TRW - Halter
2.4	120	09/01→12/04	←	☐; +PR 1LB / 1LE		24.3571-8521.5 240495	ATE - Halter
2.4	125	09/01→12/04	←	☐; +PR 1LB / 1LE		24.3571-8522.5 240496	ATE - Halter
2.5 TDI	114	08/01→07/02	←	☐; +PR 1LB / 1LE		24.3571-8522.5 240496	ATE - Halter
2.5 TDI	120	07/02→12/04	←	☐; +PR 1LB / 1LE		24.3571-8522.5 240496	ATE - Halter
3.0	160	04/01→12/04	←	☐; +PR 1LA / 1LC		24.3606-9953.5 241125	ATE - Halter
3.0 quattro	160	04/01→12/04	←	☐; +PR 1LA / 1LC		24.3606-9954.5 241126	ATE - Halter
			→	☐; → 8E-7-300000; +PR 1KD / 1KP		24.3384-1735.5 240822	TRW - Halter
			→	☐; → 8E-7-300000; +PR 1KD / 1KP		24.3384-1736.5 240823	TRW - Halter
			→	☐; 8E-5-400001→; +PR 1KW		24.3414-1713.5 240914	TRW - Halter
			→	☐; 8E-5-400001→; +PR 1KW		24.3414-1714.5 240915	TRW - Halter
S4 quattro	253	03/03→12/04	←	☐; 8H-7-900461→; +PR 1LJ		24.3606-9961.5 240970	ATE - Halter
			←	☐; → 8H-7-900460; +PR 1LJ		24.3606-9961.5 240970	ATE - Halter
			←	☐; 8H-7-900461→; +PR 1LJ		24.3606-9962.5 240971	ATE - Halter
			←	☐; → 8H-7-900460; +PR 1LJ		24.3606-9962.5 240971	ATE - Halter
<b>Halter, Bremssattel</b>							
1.6	75	11/00→12/04	←	12/00→; +PR 1LB / 1LE		11.0230-0560.1 260125	ATE
1.8 T	110	11/00→07/02	←	12/00→; +PR 1LF / 1LT		11.0230-0569.1 260126	ATE
1.8 T quattro	110	11/00→07/02	←	12/00→; +PR 1LF / 1LT		11.0230-0569.1 260126	ATE
1.9 TDI	96	11/00→12/04	←	12/00→; +PR 1LA / 1LC		11.0230-0807.1 260134	ATE
2.0	96	11/00→12/04	←	12/00→; +PR 1LA / 1LC		11.0230-0807.1 260134	ATE
2.5 TDI quattro	132	11/00→12/04	←				
3.0	162	11/00→12/04	←				
3.0 quattro	162	11/00→12/04	←				
1.8 T	120	07/02→12/04	←	+PR 1LB / 1LE		11.0230-0560.1 260125	ATE
1.8 T	140	11/02→12/04	←	+PR 1LB / 1LE		11.0230-0560.1 260125	ATE
1.8 T quattro	120	07/02→12/04	←	+PR 1LF / 1LT		11.0230-0569.1 260126	ATE
1.8 T quattro	125	07/01→12/04	←	+PR 1LA / 1LC		11.0230-0807.1 260134	ATE
1.8 T quattro	140	11/02→12/04	←	+PR 1LA / 1LC		11.0230-0807.1 260134	ATE
1.9 TDI	74	05/01→12/04	←				
1.9 TDI	85	06/04→12/04	←				
1.9 TDI quattro	96	11/01→12/04	←				
2.0 FSI	110	07/02→12/04	←				
2.4	120	09/01→12/04	←				
2.4	125	09/01→12/04	←				
2.5 TDI	114	08/01→07/02	←				
2.5 TDI	120	07/02→12/04	←				
3.0	160	04/01→12/04	←				
3.0 quattro	160	04/01→12/04	←				
S4 quattro	253	03/03→12/04	←	→ 8H-7-900460; +PR 1LJ		11.0230-0663.1 260131	ATE
<b>Feder, Bremssattel</b>							
1.6	75	11/00→12/04	←	12/00→; +PR 1LB / 1LE	2	11.8116-0143.1 390513	ATE
1.8 T	110	11/00→07/02	←				
↓							



	kW			 	! #		
<b>AUDI - A4 B6 (8E2) 11/00→12/05</b>							
<b>Feder, Bremssattel</b>							
1.8 T quattro	110	11/00→07/02	←	12/00→; +PR 1LF / 1LT	2	11.8116-0143.1 390513	ATE
1.9 TDI	96	11/00→12/04	←	12/00→; +PR 1LA / 1LC	2	11.8116-0410.2 390589	ATE
2.0	96	11/00→12/04					
2.5 TDI quattro	132	11/00→12/04					
3.0	162	11/00→12/04					
3.0 quattro	162	11/00→12/04					
1.8 T	120	07/02→12/04	←	+PR 1LF / 1LT	2	11.8116-0143.1 390513	ATE
1.8 T	140	11/02→12/04	←	+PR 1LB / 1LE	2	11.8116-0143.1 390513	ATE
1.8 T quattro	120	07/02→12/04	←	+PR 1LA / 1LC	2	11.8116-0410.2 390589	ATE
1.8 T quattro	125	07/01→12/04	←		2	11.8116-0410.2 390589	ATE
1.8 T quattro	140	11/02→12/04					
1.9 TDI	74	05/01→12/04					
1.9 TDI	85	06/04→12/04					
1.9 TDI quattro	96	11/01→12/04					
2.0 FSI	110	07/02→12/04					
2.4	120	09/01→12/04					
2.4	125	09/01→12/04					
2.5 TDI	114	08/01→07/02					
2.5 TDI	120	07/02→12/04					
3.0	160	04/01→12/04					
3.0 quattro	160	04/01→12/04					
S4 quattro	253	03/03→12/04	←	8H-7-900461→; +PR 1LJ	2	11.8116-0006.2 390601	ATE
			←	→ 8H-7-900460; +PR 1LJ	2	11.8116-0410.2 390589	ATE
<b>Führungshülzensatz, Bremssattel</b>							
1.6	75	11/00→12/04	←	12/00→; +PR 1LA / 1LC		11.0101-5409.2 260035	ATE
1.8 T	110	11/00→07/02	←	12/00→; +PR 1LF / 1LT		11.0101-5409.2 260035	ATE
1.8 T quattro	110	11/00→07/02	←	12/00→; +PR 1LA / 1LC		11.0101-5409.2 260035	ATE
1.9 TDI	96	11/00→12/04	←	12/00→; +PR 1LB / 1LE		11.0101-5409.2 260035	ATE
2.0	96	11/00→12/04					
2.5 TDI quattro	132	11/00→12/04					
3.0	162	11/00→12/04					
3.0 quattro	162	11/00→12/04					
1.8 T	120	07/02→12/04	←	+PR 1LF / 1LT		11.0101-5409.2 260035	ATE
1.8 T	140	11/02→12/04	←	+PR 1LA / 1LC		11.0101-5409.2 260035	ATE
1.8 T quattro	120	07/02→12/04	←	+PR 1LB / 1LE		11.0101-5409.2 260035	ATE
1.8 T quattro	125	07/01→12/04	←			11.0101-5409.2 260035	ATE
1.8 T quattro	140	11/02→12/04					
1.9 TDI	74	05/01→12/04					
1.9 TDI	85	06/04→12/04					
1.9 TDI quattro	96	11/01→12/04					
2.0 FSI	110	07/02→12/04					
2.4	120	09/01→12/04					
2.4	125	09/01→12/04					
2.5 TDI	114	08/01→07/02					
2.5 TDI	120	07/02→12/04					
3.0	160	04/01→12/04					
3.0 quattro	160	04/01→12/04					
S4 quattro	253	03/03→12/04	←	→ 8H-7-900460; +PR 1LJ		11.0101-5409.2 260035	ATE
			←	8H-7-900461→; +PR 1LJ		11.0101-5409.2 260035	ATE
<b>Führungsbolzen, Bremssattel</b>							
1.6	75	11/00→12/04		12/00→; +PR 1LB / 1LE	2	11.8171-0008.1 990049	ATE
1.8 T	110	11/00→07/02		12/00→; +PR 1LF / 1LT	2	11.8171-0008.1 990049	ATE
1.8 T quattro	110	11/00→07/02		12/00→; +PR 1LA / 1LC	2	11.8171-0008.1 990049	ATE
1.9 TDI	96	11/00→12/04					
2.0	96	11/00→12/04					
2.5 TDI quattro	132	11/00→12/04					
3.0	162	11/00→12/04					
3.0 quattro	162	11/00→12/04					
1.8 T	120	07/02→12/04		+PR 1LA / 1LC	2	11.8171-0008.1 990049	ATE
1.8 T	140	11/02→12/04		+PR 1LF / 1LT	2	11.8171-0008.1 990049	ATE
1.8 T quattro	120	07/02→12/04		+PR 1LB / 1LE	2	11.8171-0008.1 990049	ATE
1.8 T quattro	125	07/01→12/04					
1.8 T quattro	140	11/02→12/04					
1.9 TDI	74	05/01→12/04					
1.9 TDI	85	06/04→12/04					
1.9 TDI quattro	96	11/01→12/04					
2.0 FSI	110	07/02→12/04					
2.4	120	09/01→12/04					
2.4	125	09/01→12/04					
2.5 TDI	114	08/01→07/02					
2.5 TDI	120	07/02→12/04					
3.0	160	04/01→12/04					
3.0 quattro	160	04/01→12/04					
S4 quattro	253	03/03→12/04		→ 8H-7-900460; +PR 1LJ	2	11.8171-0008.1 990049	ATE
				8H-7-900461→; +PR 1LJ	2	11.8171-0008.1 990049	ATE
↓							

### AUDI - A4 B6 (8E2) 11/00→12/05

#### Dichtungssatz, Bremssattel

1.6	75	11/00→12/04	←	12/00→; +PR 1LF / 1LT		11.0441-5704.2	250034	ATE
1.8 T	110	11/00→07/02	←	12/00→; +PR 1LB / 1LE		11.0441-5704.2	250034	ATE
1.8 T quattro	110	11/00→07/02	←	12/00→; +PR 1LB / 1LE		11.0441-5704.2	250034	ATE
1.9 TDI	96	11/00→12/04	←	12/00→; +PR 1LA / 1LC		11.0441-6008.2	250038	ATE für Kolben-Ø [mm]: 60
2.0	96	11/00→12/04	←					
2.5 TDI quattro	132	11/00→12/04	←					
3.0	162	11/00→12/04	←					
3.0 quattro	162	11/00→12/04	←					
1.8 T	120	07/02→12/04	←	+PR 1LF / 1LT		11.0441-5704.2	250034	ATE
1.8 T	140	11/02→12/04	←	+PR 1LB / 1LE		11.0441-5704.2	250034	ATE
1.8 T quattro	120	07/02→12/04	←	+PR 1LB / 1LE		11.0441-5704.2	250034	ATE
1.8 T quattro	125	07/01→12/04	←	+PR 1LA / 1LC		11.0441-6008.2	250038	ATE für Kolben-Ø [mm]: 60
1.8 T quattro	140	11/02→12/04	←					
1.9 TDI	74	05/01→12/04	←					
1.9 TDI	85	06/04→12/04	←					
1.9 TDI quattro	96	11/01→12/04	←					
2.0 FSI	110	07/02→12/04	←					
2.4	120	09/01→12/04	←					
2.4	125	09/01→12/04	←					
2.5 TDI	114	08/01→07/02	←					
2.5 TDI	120	07/02→12/04	←					
3.0	160	04/01→12/04	←					
3.0 quattro	160	04/01→12/04	←					
S4 quattro	253	03/03→12/04	←	→ 8H-7-900460; +PR 1LJ		11.0441-6008.2	250038	ATE für Kolben-Ø [mm]: 60
			←	8H-7-900461→; +PR 1LJ		11.0441-6008.2	250038	ATE für Kolben-Ø [mm]: 60









#### Bremsschlauch

1.6	75	11/00→12/04	←	12/00→	2	24.5237-0308.3	331435	L= 308
1.8 T	110	11/00→07/02	→	12/00→	2	24.5138-0263.3	330885	L= 263
1.8 T quattro	110	11/00→07/02	→	12/00→	2	24.5138-0263.3	330885	L= 263
1.9 TDI	96	11/00→12/04	→					
2.0	96	11/00→12/04	→					
2.5 TDI quattro	132	11/00→12/04	→					
3.0	162	11/00→12/04	→					
3.0 quattro	162	11/00→12/04	→					
1.8 T	120	07/02→12/04	←		2	24.5237-0308.3	331435	L= 308
1.8 T	140	11/02→12/04	←		2	24.5237-0308.3	331435	L= 308
1.8 T quattro	120	07/02→12/04	→		2	24.5138-0263.3	330885	L= 263
1.8 T quattro	125	07/01→12/04	→		2	24.5138-0263.3	330885	L= 263
1.8 T quattro	140	11/02→12/04	→					
1.9 TDI	74	05/01→12/04	→					
1.9 TDI	85	06/04→12/04	→					
1.9 TDI quattro	96	11/01→12/04	→					
2.0 FSI	110	07/02→12/04	→					
2.4	120	09/01→12/04	→					
2.4	125	09/01→12/04	→					
2.5 TDI	114	08/01→07/02	→					
2.5 TDI	120	07/02→12/04	→					
3.0	160	04/01→12/04	→					
3.0 quattro	160	04/01→12/04	→					
S4 quattro	253	03/03→12/04	→					








### AUDI - A4 B6 Avant (8E5) 02/00→12/05








#### Bremssattel

1.6	75	09/01→12/04	←	☐; +PR 1LF / 1LT		11.9571-9835.2	220427	ATE - Halter
1.8 T	110	09/01→07/02	←	☐; +PR 1LF / 1LT		11.9571-9836.2	220428	ATE - Halter
1.8 T	120	07/02→12/04	←	☐; +PR 1LF / 1LT		11.9571-9836.2	220428	ATE - Halter
1.8 T	140	11/02→12/04	←	☐; → 8E-7-300000; +PR 1LZ		24.3541-1763.5	240231	TRW - Halter
1.8 T quattro	110	09/01→07/02	←	☐; → 8E-7-300000; +PR 1LZ		24.3541-1763.5	240231	TRW - Halter
1.8 T quattro	120	07/02→12/04	←	☐; 8E-8-000001→; +PR 1LZ		24.3541-1763.5	240231	TRW - Halter
1.8 T quattro	140	11/02→12/04	←	☐; 8E-8-000001→; +PR 1LZ		24.3541-1764.5	240232	TRW - Halter
1.9 TDI	74	11/01→12/04	←	☐; 8E-8-000001→; +PR 1LZ		24.3541-1764.5	240232	TRW - Halter
1.9 TDI	85	06/04→12/04	←	☐; → 8E-7-300000; +PR 1LZ		24.3541-1764.5	240232	TRW - Halter
1.9 TDI	96	09/01→12/04	←	☐; → 8E-7-300000; +PR 1LZ		24.3541-1764.5	240232	TRW - Halter
1.9 TDI quattro	96	11/01→12/04	←	☐; +PR 1LB / 1LE		24.3571-8521.5	240495	ATE - Halter
2.0	96	09/01→12/04	←	☐; +PR 1LB / 1LE		24.3571-8521.5	240495	ATE - Halter
2.0 FSI	110	07/02→12/04	←	☐; +PR 1LB / 1LE		24.3571-8522.5	240496	ATE - Halter
2.4	120	09/01→12/04	←	☐; +PR 1LA / 1LC		24.3606-9953.5	241125	ATE - Halter
2.4	125	09/01→12/04	←	☐; +PR 1LA / 1LC		24.3606-9953.5	241125	ATE - Halter
2.4	125	09/01→12/04	←	☐; +PR 1LA / 1LC		24.3606-9954.5	241126	ATE - Halter
2.5 TDI	114	09/01→07/02	←	☐; +PR 1LA / 1LC		24.3606-9954.5	241126	ATE - Halter
2.5 TDI	120	07/02→12/04	→	☐; → 8E-7-300000; +PR 1KD / 1KP		24.3384-1735.5	240822	TRW - Halter
2.5 TDI quattro	132	09/01→12/04	→	☐; → 8E-7-300000; +PR 1KD / 1KP		24.3384-1736.5	240823	TRW - Halter
3.0	160	04/01→12/04	→	☐; → 8E-7-300000; +PR 1KD / 1KP		24.3384-1736.5	240823	TRW - Halter
3.0	162	09/01→12/04	→	☐; 8E-5-400001→; +PR 1KW		24.3414-1713.5	240914	TRW - Halter
3.0 quattro	160	04/01→12/04	→	☐; 8E-5-400001→; +PR 1KW		24.3414-1713.5	240914	TRW - Halter
3.0 quattro	162	09/01→12/04	→	☐; 8E-5-400001→; +PR 1KW		24.3414-1714.5	240915	TRW - Halter
S4 quattro	253	03/03→12/04	←	☐; 8H-7-900461→; +PR 1LJ		24.3606-9961.5	240970	ATE - Halter
			←	☐; → 8H-7-900460; +PR 1LJ		24.3606-9961.5	240970	ATE - Halter
			←	☐; 8H-7-900461→; +PR 1LJ		24.3606-9962.5	240971	ATE - Halter








	kW			 	! #		
<b>AUDI - A4 B6 Avant (8E5) 02/00→12/05</b>							
<b> Bremssattel</b>							
S4 quattro	253	03/03→12/04	←	☐; → 8H-7-900460; +PR 1LJ		24.3606-9962.5 240971	ATE - Halter
<b>Halter, Bremssattel</b>							
1.6	75	09/01→12/04	←	+PR 1LB / 1LE		11.0230-0560.1 260125	ATE
1.8 T	110	09/01→07/02	←	+PR 1LF / 1LT		11.0230-0569.1 260126	ATE
1.8 T	120	07/02→12/04	←	+PR 1LA / 1LC		11.0230-0807.1 260134	ATE
1.8 T	140	11/02→12/04	←	+PR 1LA / 1LC			
1.8 T quattro	110	09/01→07/02	←				
1.8 T quattro	120	07/02→12/04	←				
1.8 T quattro	140	11/02→12/04	←				
1.9 TDI	74	11/01→12/04					
1.9 TDI	85	06/04→12/04					
1.9 TDI	96	09/01→12/04					
1.9 TDI quattro	96	11/01→12/04					
2.0	96	09/01→12/04					
2.0 FSI	110	07/02→12/04					
2.4	120	09/01→12/04					
2.4	125	09/01→12/04					
2.5 TDI	114	09/01→07/02					
2.5 TDI	120	07/02→12/04					
2.5 TDI quattro	132	09/01→12/04					
3.0	160	04/01→12/04					
3.0	162	09/01→12/04					
3.0 quattro	160	04/01→12/04					
3.0 quattro	162	09/01→12/04					
S4 quattro	253	03/03→12/04	←	→ 8H-7-900460; +PR 1LJ		11.0230-0663.1 260131	ATE
<b>Feder, Bremssattel</b>							
1.6	75	09/01→12/04	←	+PR 1LF / 1LT	2	11.8116-0143.1 390513	ATE
1.8 T	110	09/01→07/02	←	+PR 1LB / 1LE	2	11.8116-0143.1 390513	ATE
1.8 T	120	07/02→12/04	←	+PR 1LB / 1LE	2	11.8116-0143.1 390513	ATE
1.8 T	140	11/02→12/04	←	+PR 1LA / 1LC	2	11.8116-0410.2 390589	ATE
1.8 T quattro	110	09/01→07/02	←				
1.8 T quattro	120	07/02→12/04	←				
1.8 T quattro	140	11/02→12/04	←				
1.9 TDI	74	11/01→12/04					
1.9 TDI	85	06/04→12/04					
1.9 TDI	96	09/01→12/04					
1.9 TDI quattro	96	11/01→12/04					
2.0	96	09/01→12/04					
2.0 FSI	110	07/02→12/04					
2.4	120	09/01→12/04					
2.4	125	09/01→12/04					
2.5 TDI	114	09/01→07/02					
2.5 TDI	120	07/02→12/04					
2.5 TDI quattro	132	09/01→12/04					
3.0	160	04/01→12/04					
3.0	162	09/01→12/04					
3.0 quattro	160	04/01→12/04					
3.0 quattro	162	09/01→12/04					
S4 quattro	253	03/03→12/04	←	8H-7-900461→; +PR 1LJ	2	11.8116-0006.2 390601	ATE
			←	→ 8H-7-900460; +PR 1LJ	2	11.8116-0410.2 390589	ATE
<b>Führungshülzensatz, Bremssattel</b>							
1.6	75	09/01→12/04	←	+PR 1LF / 1LT		11.0101-5409.2 260035	ATE
1.8 T	110	09/01→07/02	←	+PR 1LA / 1LC		11.0101-5409.2 260035	ATE
1.8 T	120	07/02→12/04	←	+PR 1LA / 1LC		11.0101-5409.2 260035	ATE
1.8 T	140	11/02→12/04	←	+PR 1LB / 1LE		11.0101-5409.2 260035	ATE
1.8 T quattro	110	09/01→07/02	←				
1.8 T quattro	120	07/02→12/04	←				
1.8 T quattro	140	11/02→12/04	←				
1.9 TDI	74	11/01→12/04					
1.9 TDI	85	06/04→12/04					
1.9 TDI	96	09/01→12/04					
1.9 TDI quattro	96	11/01→12/04					
2.0	96	09/01→12/04					
2.0 FSI	110	07/02→12/04					
2.4	120	09/01→12/04					
2.4	125	09/01→12/04					
2.5 TDI	114	09/01→07/02					
2.5 TDI	120	07/02→12/04					
2.5 TDI quattro	132	09/01→12/04					
3.0	160	04/01→12/04					
3.0	162	09/01→12/04					
3.0 quattro	160	04/01→12/04					
3.0 quattro	162	09/01→12/04					
S4 quattro	253	03/03→12/04	←	→ 8H-7-900460; +PR 1LJ		11.0101-5409.2 260035	ATE
			←	8H-7-900461→; +PR 1LJ		11.0101-5409.2 260035	ATE
↓							


















	kW			 	! #		
<b>AUDI - A4 B6 Avant (8E5) 02/00→12/05</b>							
<b>Führungsbolzen, Bremsattel</b>							
1.6	75	09/01→12/04		+PR 1LA / 1LC	2	11.8171-0008.1 990049	ATE
1.8 T	110	09/01→07/02		+PR 1LF / 1LT	2	11.8171-0008.1 990049	ATE
1.8 T	120	07/02→12/04					
1.8 T	140	11/02→12/04		+PR 1LB / 1LE	2	11.8171-0008.1 990049	ATE
1.8 T quattro	110	09/01→07/02					
1.8 T quattro	120	07/02→12/04					
1.8 T quattro	140	11/02→12/04					
1.9 TDI	74	11/01→12/04					
1.9 TDI	85	06/04→12/04					
1.9 TDI	96	09/01→12/04					
1.9 TDI quattro	96	11/01→12/04					
2.0	96	09/01→12/04					
2.0 FSI	110	07/02→12/04					
2.4	120	09/01→12/04					
2.4	125	09/01→12/04					
2.5 TDI	114	09/01→07/02					
2.5 TDI	120	07/02→12/04					
2.5 TDI quattro	132	09/01→12/04					
3.0	160	04/01→12/04					
3.0	162	09/01→12/04					
3.0 quattro	160	04/01→12/04					
3.0 quattro	162	09/01→12/04					
S4 quattro	253	03/03→12/04		→ 8H-7-900460; +PR 1LJ	2	11.8171-0008.1 990049	ATE
				8H-7-900461→; +PR 1LJ	2	11.8171-0008.1 990049	ATE
<b>Dichtungssatz, Bremsattel</b>							
1.6	75	09/01→12/04	←	+PR 1LF / 1LT		11.0441-5704.2 250034	ATE
1.8 T	110	09/01→07/02	←	+PR 1LB / 1LE		11.0441-5704.2 250034	ATE
1.8 T	120	07/02→12/04					
1.8 T	140	11/02→12/04	←	+PR 1LA / 1LC		11.0441-6008.2 250038	ATE für Kolben-Ø [mm]: 60
1.8 T quattro	110	09/01→07/02					
1.8 T quattro	120	07/02→12/04					
1.8 T quattro	140	11/02→12/04					
1.9 TDI	74	11/01→12/04					
1.9 TDI	85	06/04→12/04					
1.9 TDI	96	09/01→12/04					
1.9 TDI quattro	96	11/01→12/04					
2.0	96	09/01→12/04					
2.0 FSI	110	07/02→12/04					
2.4	120	09/01→12/04					
2.4	125	09/01→12/04					
2.5 TDI	114	09/01→07/02					
2.5 TDI	120	07/02→12/04					
2.5 TDI quattro	132	09/01→12/04					
3.0	160	04/01→12/04					
3.0	162	09/01→12/04					
3.0 quattro	160	04/01→12/04					
3.0 quattro	162	09/01→12/04					
S4 quattro	253	03/03→12/04		→ 8H-7-900460; +PR 1LJ		11.0441-6008.2 250038	ATE für Kolben-Ø [mm]: 60
			←	8H-7-900461→; +PR 1LJ		11.0441-6008.2 250038	ATE für Kolben-Ø [mm]: 60
<b>Bremsschlauch</b>							
1.6	75	09/01→12/04	←		2	24.5237-0308.3 331435	L= 308
1.8 T	110	09/01→07/02	→		2	24.5138-0263.3 330885	L= 263
1.8 T	120	07/02→12/04					
1.8 T	140	11/02→12/04					
1.8 T quattro	110	09/01→07/02					
1.8 T quattro	120	07/02→12/04					
1.8 T quattro	140	11/02→12/04					
1.9 TDI	74	11/01→12/04					
1.9 TDI	85	06/04→12/04					
1.9 TDI	96	09/01→12/04					
1.9 TDI quattro	96	11/01→12/04					
2.0	96	09/01→12/04					
2.0 FSI	110	07/02→12/04					
2.4	120	09/01→12/04					
2.4	125	09/01→12/04					
2.5 TDI	114	09/01→07/02					
2.5 TDI	120	07/02→12/04					
2.5 TDI quattro	132	09/01→12/04					
3.0	160	04/01→12/04					
3.0	162	09/01→12/04					
3.0 quattro	160	04/01→12/04					
3.0 quattro	162	09/01→12/04					
S4 quattro	253	03/03→12/04					
<b>AUDI - A4 B6 Cabriolet (8H7) 01/02→12/09</b>							
<b>Bremssattel</b>							
1.8 T	120	07/02→12/05	←	☐; +PR 1LF / 1LT		11.9571-9835.2 220427	ATE - Halter
1.8 T quattro	120	05/03→12/05					
↓							








	kw			 	! #						
<b>AUDI - A4 B6 Cabriolet (8H7) 01/02→12/09</b>											
<b>Bremssattel</b>											
2.0	96	09/04→12/05	←	☐; +PR 1LF / 1LT		11.9571-9836.2	220428	ATE - Halter			
			←	☐; +PR 1LB / 1LE		24.3571-8521.5	240495	ATE - Halter			
			←	☐; +PR 1LB / 1LE		24.3571-8522.5	240496	ATE - Halter			
			←	☐; +PR 1LA		24.3606-9957.5	240968	ATE - Halter			
			←	☐; +PR 1LA		24.3606-9958.5	240969	ATE - Halter			
			→	☐; +PR 1KD / 1KP		24.3384-1735.5	240822	TRW - Halter			
			→	☐; +PR 1KD / 1KP		24.3384-1736.5	240823	TRW - Halter			
			→	☐; 8E-5-400001→; +PR 1KW		24.3414-1713.5	240914	TRW - Halter			
			→	☐; 8E-5-400001→; +PR 1KW		24.3414-1714.5	240915	TRW - Halter			
2.4 2.4 2.5 TDI 3.0 3.0 quattro	120 125 120 162 162	04/02→12/05 04/02→12/05 08/02→12/05 04/02→12/05 05/03→12/05	←	☐; +PR 1LF / 1LT		11.9571-9835.2	220427	ATE - Halter			
			←	☐; +PR 1LF / 1LT		11.9571-9836.2	220428	ATE - Halter			
			←	☐; +PR 1LB / 1LE		24.3571-8521.5	240495	ATE - Halter			
			←	☐; +PR 1LB / 1LE		24.3571-8522.5	240496	ATE - Halter			
			←	☐; +PR 1LA		24.3606-9957.5	240968	ATE - Halter			
			←	☐; +PR 1LA		24.3606-9958.5	240969	ATE - Halter			
			→	☐		24.3384-1735.5	240822	TRW - Halter			
			→	☐		24.3384-1736.5	240823	TRW - Halter			
			→	☐; 8E-5-400001→; +PR 1KW		24.3414-1713.5	240914	TRW - Halter			
			→	☐; 8E-5-400001→; +PR 1KW		24.3414-1714.5	240915	TRW - Halter			
			3.0	160	04/02→12/05	←	☐; +PR 1LF / 1LT		11.9571-9835.2	220427	ATE - Halter
						←	☐; +PR 1LF / 1LT		11.9571-9836.2	220428	ATE - Halter
←	☐; +PR 1LZ; → 8E-7-300000					24.3541-1763.5	240231	TRW - Halter			
←	☐; 8E-8-000001→; +PR 1LZ					24.3541-1763.5	240231	TRW - Halter			
←	☐; 8E-8-000001→; +PR 1LZ					24.3541-1764.5	240232	TRW - Halter			
←	☐; +PR 1LZ; → 8E-7-300000					24.3541-1764.5	240232	TRW - Halter			
←	☐; +PR 1LB / 1LE					24.3571-8521.5	240495	ATE - Halter			
←	☐; +PR 1LB / 1LE					24.3571-8522.5	240496	ATE - Halter			
←	☐; +PR 1LA / 1LC					24.3606-9953.5	241125	ATE - Halter			
←	☐; +PR 1LA / 1LC					24.3606-9954.5	241126	ATE - Halter			
→	☐; → 8E-7-300000; +PR 1KD / 1KP					24.3384-1735.5	240822	TRW - Halter			
→	☐; → 8E-7-300000; +PR 1KD / 1KP					24.3384-1736.5	240823	TRW - Halter			
→	☐; 8E-5-400001→; +PR 1KW					24.3414-1713.5	240914	TRW - Halter			
→	☐; 8E-5-400001→; +PR 1KW					24.3414-1714.5	240915	TRW - Halter			
S4 quattro	253	03/04→12/05	←	☐		24.3606-9961.5	240970	ATE - Halter			
			←	☐		24.3606-9962.5	240971	ATE - Halter			
<b>Halter, Bremssattel</b>											
1.8 T 1.8 T quattro 2.0 2.4 2.4 2.5 TDI 3.0 3.0 quattro	120 120 96 120 125 120 162 162	07/02→12/05 05/03→12/05 09/04→12/05 04/02→12/05 04/02→12/05 08/02→12/05 04/02→12/05 05/03→12/05	←	+PR 1LB / 1LE		11.0230-0560.1	260125	ATE			
			←	+PR 1LF / 1LT		11.0230-0569.1	260126	ATE			
			←	+PR 1LA		11.0230-0807.1	260134	ATE			
			3.0	160	04/02→12/05	←	+PR 1LB / 1LE		11.0230-0560.1	260125	ATE
						←	+PR 1LF / 1LT		11.0230-0569.1	260126	ATE
						←	+PR 1LA / 1LC		11.0230-0807.1	260134	ATE
S4 quattro	253	03/04→12/05	←			11.0230-0663.1	260131	ATE			
<b>Feder, Bremssattel</b>											
1.8 T 1.8 T quattro 2.0 2.4 2.4 2.5 TDI 3.0 3.0 quattro	120 120 96 120 125 120 162 162	07/02→12/05 05/03→12/05 09/04→12/05 04/02→12/05 04/02→12/05 08/02→12/05 04/02→12/05 05/03→12/05	←	+PR 1LF / 1LT	2	11.8116-0143.1	390513	ATE			
			←	+PR 1LB / 1LE	2	11.8116-0143.1	390513	ATE			
			←	+PR 1LA	2	11.8116-0410.2	390589	ATE			
			↓								



	kW					! #		
<b>AUDI - A4 B6 Cabriolet (8H7) 01/02→12/09</b>								
<b>Feder, Bremssattel</b>								
3.0	160	04/02→12/05	←	+PR 1LF / 1LT	2	11.8116-0143.1	390513	ATE
			←	+PR 1LB / 1LE	2	11.8116-0143.1	390513	ATE
			←	+PR 1LA / 1LC	2	11.8116-0410.2	390589	ATE
S4 quattro	253	03/04→12/05			2	11.8116-0006.2	390601	ATE
			←		2	11.8116-0410.2	390589	ATE
<b>Führungshülzensatz, Bremssattel</b>								
1.8 T	120	07/02→12/05	←	+PR 1LF / 1LT		11.0101-5409.2	260035	ATE
1.8 T quattro	120	05/03→12/05	←			11.0101-5409.2	260035	ATE
2.0	96	09/04→12/05	←	+PR 1LA	2	11.0101-5409.2	260035	ATE
2.4	120	04/02→12/05	←	+PR 1LB / 1LE		11.0101-5409.2	260035	ATE
2.4	125	04/02→12/05						
2.5 TDI	120	08/02→12/05						
3.0	162	04/02→12/05						
3.0 quattro	162	05/03→12/05						
3.0	160	04/02→12/05	←	+PR 1LF / 1LT		11.0101-5409.2	260035	ATE
			←	+PR 1LA / 1LC		11.0101-5409.2	260035	ATE
			←	+PR 1LB / 1LE		11.0101-5409.2	260035	ATE
S4 quattro	253	03/04→12/05	←			11.0101-5409.2	260035	ATE
<b>Führungsbolzen, Bremssattel</b>								
1.8 T	120	07/02→12/05		+PR 1LF / 1LT	2	11.8171-0008.1	990049	ATE
1.8 T quattro	120	05/03→12/05						
2.0	96	09/04→12/05		+PR 1LB / 1LE	2	11.8171-0008.1	990049	ATE
2.4	120	04/02→12/05		+PR 1LA	2	11.8171-0008.1	990049	ATE
2.4	125	04/02→12/05						
2.5 TDI	120	08/02→12/05						
3.0	162	04/02→12/05						
3.0 quattro	162	05/03→12/05						
3.0	160	04/02→12/05		+PR 1LA / 1LC	2	11.8171-0008.1	990049	ATE
				+PR 1LF / 1LT	2	11.8171-0008.1	990049	ATE
				+PR 1LB / 1LE	2	11.8171-0008.1	990049	ATE
S4 quattro	253	03/04→12/05			2	11.8171-0008.1	990049	ATE
<b>Dichtungssatz, Bremssattel</b>								
1.8 T	120	07/02→12/05	←	+PR 1LF / 1LT		11.0441-5704.2	250034	ATE
1.8 T quattro	120	05/03→12/05	←			11.0441-5704.2	250034	ATE
2.0	96	09/04→12/05	←	+PR 1LB / 1LE		11.0441-5704.2	250034	ATE
2.4	120	04/02→12/05	←	+PR 1LA		11.0441-6008.2	250038	ATE für Kolben-Ø [mm]: 60
2.4	125	04/02→12/05						
2.5 TDI	120	08/02→12/05						
3.0	162	04/02→12/05						
3.0 quattro	162	05/03→12/05						
3.0	160	04/02→12/05	←	+PR 1LF / 1LT		11.0441-5704.2	250034	ATE
			←	+PR 1LB / 1LE		11.0441-5704.2	250034	ATE
			←	+PR 1LA / 1LC		11.0441-6008.2	250038	ATE für Kolben-Ø [mm]: 60
S4 quattro	253	03/04→12/05	←			11.0441-6008.2	250038	ATE für Kolben-Ø [mm]: 60
<b>Bremsschlauch</b>								
1.8 T	120	07/02→12/05	←		2	24.5237-0308.3	331435	L= 308
1.8 T quattro	120	05/03→12/05	←					
2.0	96	09/04→12/05	→		2	24.5138-0263.3	330885	L= 263
2.4	120	04/02→12/05						
2.4	125	04/02→12/05						
2.5 TDI	120	08/02→12/05						
3.0	160	04/02→12/05						
3.0	162	04/02→12/05						
3.0 quattro	162	05/03→12/05						
S4 quattro	253	03/04→12/05						
<b>AUDI - A4 B7 (8EC) 11/04→06/08</b>								
<b>Bremssattel</b>								
1.6	75	11/04→06/08	←	☐; +PR 1LF / 1LT		11.9571-9835.2	220427	ATE - Halter
1.8 T	120	11/04→06/08	←	☐; +PR 1LF / 1LT		11.9571-9836.2	220428	ATE - Halter
1.8 T quattro	120	11/04→06/08	←					
1.9 TDI	85	11/04→06/08	←	☐; +PR 1LZ; → 8E-7-300000		24.3541-1763.5	240231	TRW - Halter
2.0	96	11/04→06/08						
2.0 TDI	89	09/05→09/06	←	☐; 8E-8-000001→; +PR 1LZ		24.3541-1763.5	240231	TRW - Halter
2.0 TDI	100	11/04→06/08	←	☐; 8E-8-000001→; +PR 1LZ		24.3541-1764.5	240232	TRW - Halter
2.0 TDI	103	11/04→06/08	←					
2.0 TDI 16V	103	11/04→06/08	←	☐; +PR 1LZ; → 8E-7-300000		24.3541-1764.5	240232	TRW - Halter
2.0 TFSI	125	10/06→06/08						
↓								

	kw			 	! #			
<b>AUDI - A4 B7 (8EC) 11/04→06/08</b>								
<b> Bremssattel</b>								
2.0 TFSI	147	11/04→06/08	←	☐; +PR 1LB / 1LE		24.3571-8521.5	240495	ATE - Halter
2.0 TFSI	162	06/05→06/08	←	☐; +PR 1LB / 1LE		24.3571-8522.5	240496	ATE - Halter
2.0 TFSI quattro	147	11/04→06/08	←	☐; +PR 1LB / 1LE		24.3571-8522.5	240496	ATE - Halter
2.0 TFSI quattro	162	06/05→06/08	←	☐; +PR 1LA / 1LC		24.3606-9953.5	241125	ATE - Halter
2.5 TDI	120	11/04→05/06	←	☐; +PR 1LA / 1LC		24.3606-9954.5	241126	ATE - Halter
3.0 quattro	160	11/04→07/06	←	☐; +PR 1LA / 1LC		24.3606-9954.5	241126	ATE - Halter
3.0 TDI quattro	150	11/04→06/08	→	☐; → 8E-7-300000; +PR 1KD / 1KP		24.3384-1735.5	240822	TRW - Halter
3.2 FSI	188	01/05→06/08	→	☐; → 8E-7-300000; +PR 1KD / 1KP		24.3384-1736.5	240823	TRW - Halter
3.2 FSI quattro	188	01/05→06/08	→	☐; → 8E-7-300000; +PR 1KD / 1KP		24.3384-1736.5	240823	TRW - Halter
			→	☐; 8E-5-400001→; +PR 1KW		24.3414-1713.5	240914	TRW - Halter
			→	☐; 8E-5-400001→; +PR 1KW		24.3414-1714.5	240915	TRW - Halter
2.0 TDI	93	11/05→11/06	←	☐; 06/06→; +PR 1LF / 1LT		11.9571-9835.2	220427	ATE - Halter
			←	☐; 06/06→; +PR 1LF / 1LT		11.9571-9836.2	220428	ATE - Halter
			←	☐; 8E-8-000001→; +PR 1LZ		24.3541-1763.5	240231	TRW - Halter
			←	☐; 06/06→; → 8E-7-300000; +PR 1LZ		24.3541-1763.5	240231	TRW - Halter
			←	☐; 06/06→; → 8E-7-300000; +PR 1LZ		24.3541-1764.5	240232	TRW - Halter
			←	☐; 8E-8-000001→; +PR 1LZ		24.3541-1764.5	240232	TRW - Halter
			←	☐; 06/06→; +PR 1LB / 1LE		24.3571-8521.5	240495	ATE - Halter
			←	☐; 06/06→; +PR 1LB / 1LE		24.3571-8522.5	240496	ATE - Halter
			←	☐; 06/06→; +PR 1LA / 1LC		24.3606-9953.5	241125	ATE - Halter
			←	☐; 06/06→; +PR 1LA / 1LC		24.3606-9954.5	241126	ATE - Halter
			→	☐; 06/06→; → 8E-7-300000; +PR 1KD / 1KP		24.3384-1735.5	240822	TRW - Halter
			→	☐; 06/06→; → 8E-7-300000; +PR 1KD / 1KP		24.3384-1736.5	240823	TRW - Halter
			→	☐; 06/06→; +PR 1KW		24.3414-1713.5	240914	TRW - Halter
			→	☐; 06/06→; +PR 1KW		24.3414-1714.5	240915	TRW - Halter
2.0 TDI	120	06/06→06/08	←	☐; +PR 1LF / 1LT		11.9571-9835.2	220427	ATE - Halter
2.0 TDI	125	06/06→06/08	←	☐; +PR 1LF / 1LT		11.9571-9836.2	220428	ATE - Halter
2.0 TDI quattro	103	01/06→06/08	←	☐; +PR 1LF / 1LT		11.9571-9836.2	220428	ATE - Halter
2.0 TDI quattro	120	06/06→06/08	←	☐; +PR 1LZ; → 8E-7-300000		24.3541-1763.5	240231	TRW - Halter
2.0 TDI quattro	125	06/06→06/08	←	☐; +PR 1LZ; → 8E-7-300000		24.3541-1763.5	240231	TRW - Halter
2.7 TDI	120	11/05→06/08	←	☐; 8E-8-000001→; +PR 1LZ		24.3541-1763.5	240231	TRW - Halter
2.7 TDI	132	01/06→06/08	←	☐; +PR 1LZ; → 8E-7-300000		24.3541-1764.5	240232	TRW - Halter
3.0 TDI quattro	171	01/06→06/08	←	☐; +PR 1LZ; → 8E-7-300000		24.3541-1764.5	240232	TRW - Halter
			←	☐; 8E-8-000001→; +PR 1LZ		24.3541-1764.5	240232	TRW - Halter
			←	☐; +PR 1LB / 1LE		24.3571-8521.5	240495	ATE - Halter
			←	☐; +PR 1LB / 1LE		24.3571-8522.5	240496	ATE - Halter
			←	☐; +PR 1LA / 1LC		24.3606-9953.5	241125	ATE - Halter
			←	☐; +PR 1LA / 1LC		24.3606-9954.5	241126	ATE - Halter
			→	☐; → 8E-7-300000; +PR 1KD / 1KP		24.3384-1735.5	240822	TRW - Halter
			→	☐; → 8E-7-300000; +PR 1KD / 1KP		24.3384-1736.5	240823	TRW - Halter
			→	☐; +PR 1KW		24.3414-1713.5	240914	TRW - Halter
			→	☐; +PR 1KW		24.3414-1714.5	240915	TRW - Halter
S4 quattro	253	11/04→06/08	←	☐; → 8H-7-900460; +PR 1LJ		24.3606-9961.5	240970	ATE - Halter
			←	☐; 8H-7-900461→; +PR 1LJ		24.3606-9961.5	240970	ATE - Halter
			←	☐; → 8H-7-900460; +PR 1LJ		24.3606-9962.5	240971	ATE - Halter
			←	☐; 8H-7-900461→; +PR 1LJ		24.3606-9962.5	240971	ATE - Halter
<b>Halter, Bremssattel</b>								
1.6	75	11/04→06/08	←	+PR 1LB / 1LE		11.0230-0560.1	260125	ATE
1.8 T	120	11/04→06/08	←	+PR 1LF / 1LT		11.0230-0569.1	260126	ATE
1.8 T quattro	120	11/04→06/08	←	+PR 1LF / 1LT		11.0230-0569.1	260126	ATE
1.9 TDI	85	11/04→06/08	←	+PR 1LA / 1LC		11.0230-0807.1	260134	ATE
2.0	96	11/04→06/08	←	+PR 1LA / 1LC		11.0230-0807.1	260134	ATE
2.0 TDI	89	09/05→09/06						
2.0 TDI	100	11/04→06/08						
2.0 TDI	103	11/04→06/08						
2.0 TDI	120	06/06→06/08						
2.0 TDI	125	06/06→06/08						
2.0 TDI 16V	103	11/04→06/08						
2.0 TDI quattro	103	01/06→06/08						
2.0 TDI quattro	120	06/06→06/08						
2.0 TDI quattro	125	06/06→06/08						
2.0 TFSI	125	10/06→06/08						
2.0 TFSI	147	11/04→06/08						
↓								

	kW			 	! #		
<b>AUDI - A4 B7 (8EC) 11/04→06/08</b>							
<b>Halter, Bremssattel</b>							
2.0 TFSI	162	06/05→06/08	←	+PR 1LB / 1LE		11.0230-0560.1	260125 ATE
2.0 TFSI quattro	147	11/04→06/08	←	+PR 1LF / 1LT		11.0230-0569.1	260126 ATE
2.0 TFSI quattro	162	06/05→06/08	←	+PR 1LB / 1LE		11.0230-0560.1	260125 ATE
2.5 TDI	120	11/04→05/06	←	+PR 1LA / 1LC		11.0230-0807.1	260134 ATE
2.7 TDI	120	11/05→06/08	←				
2.7 TDI	132	01/06→06/08	←				
3.0 quattro	160	11/04→07/06	←				
3.0 TDI quattro	150	11/04→06/08	←				
3.0 TDI quattro	171	01/06→06/08	←				
3.2 FSI	188	01/05→06/08	←				
3.2 FSI quattro	188	01/05→06/08	←				
2.0 TDI	93	11/05→11/06	←	06/06→; +PR 1LB / 1LE	2	11.0230-0560.1	260125 ATE
			←	06/06→; +PR 1LF / 1LT	2	11.0230-0569.1	260126 ATE
			←	06/06→; +PR 1LA / 1LC	2	11.0230-0807.1	260134 ATE
S4 quattro	253	11/04→06/08	←	→ 8H-7-900460; +PR 1LJ	2	11.0230-0663.1	260131 ATE
<b>Feder, Bremssattel</b>							
1.6	75	11/04→06/08	←	+PR 1LF / 1LT	2	11.8116-0143.1	390513 ATE
1.8 T	120	11/04→06/08	←	+PR 1LB / 1LE	2	11.8116-0143.1	390513 ATE
1.8 T quattro	120	11/04→06/08	←	+PR 1LB / 1LE	2	11.8116-0143.1	390513 ATE
1.9 TDI	85	11/04→06/08	←	+PR 1LA / 1LC	2	11.8116-0410.2	390589 ATE
2.0	96	11/04→06/08	←	+PR 1LA / 1LC	2	11.8116-0410.2	390589 ATE
2.0 TDI	89	09/05→09/06	←				
2.0 TDI	100	11/04→06/08	←				
2.0 TDI	103	11/04→06/08	←				
2.0 TDI	120	06/06→06/08	←				
2.0 TDI	125	06/06→06/08	←				
2.0 TDI 16V	103	11/04→06/08	←				
2.0 TDI quattro	103	01/06→06/08	←				
2.0 TDI quattro	120	06/06→06/08	←				
2.0 TDI quattro	125	06/06→06/08	←				
2.0 TFSI	125	10/06→06/08	←				
2.0 TFSI	147	11/04→06/08	←				
2.0 TFSI	162	06/05→06/08	←				
2.0 TFSI quattro	147	11/04→06/08	←				
2.0 TFSI quattro	162	06/05→06/08	←				
2.5 TDI	120	11/04→05/06	←				
2.7 TDI	120	11/05→06/08	←				
2.7 TDI	132	01/06→06/08	←				
3.0 quattro	160	11/04→07/06	←				
3.0 TDI quattro	150	11/04→06/08	←				
3.0 TDI quattro	171	01/06→06/08	←				
3.2 FSI	188	01/05→06/08	←				
3.2 FSI quattro	188	01/05→06/08	←				
2.0 TDI	93	11/05→11/06	←	06/06→; +PR 1LB / 1LE	2	11.8116-0143.1	390513 ATE
			←	06/06→; +PR 1LF / 1LT	2	11.8116-0143.1	390513 ATE
			←	06/06→; +PR 1LA / 1LC	2	11.8116-0410.2	390589 ATE
S4 quattro	253	11/04→06/08	←	8H-7-900461→; +PR 1LJ	2	11.8116-0006.2	390601 ATE
			←	→ 8H-7-900460; +PR 1LJ	2	11.8116-0410.2	390589 ATE
<b>Führungshülzensatz, Bremssattel</b>							
1.6	75	11/04→06/08	←	+PR 1LF / 1LT		11.0101-5409.2	260035 ATE
1.8 T	120	11/04→06/08	←	+PR 1LA / 1LC		11.0101-5409.2	260035 ATE
1.8 T quattro	120	11/04→06/08	←	+PR 1LA / 1LC		11.0101-5409.2	260035 ATE
1.9 TDI	85	11/04→06/08	←	+PR 1LB / 1LE		11.0101-5409.2	260035 ATE
2.0	96	11/04→06/08	←	+PR 1LB / 1LE		11.0101-5409.2	260035 ATE
2.0 TDI	89	09/05→09/06	←				
2.0 TDI	100	11/04→06/08	←				
2.0 TDI	103	11/04→06/08	←				
2.0 TDI	120	06/06→06/08	←				
2.0 TDI	125	06/06→06/08	←				
2.0 TDI 16V	103	11/04→06/08	←				
2.0 TDI quattro	103	01/06→06/08	←				
2.0 TDI quattro	120	06/06→06/08	←				
2.0 TDI quattro	125	06/06→06/08	←				
2.0 TFSI	125	10/06→06/08	←				
2.0 TFSI	147	11/04→06/08	←				
2.0 TFSI	162	06/05→06/08	←				
2.0 TFSI quattro	147	11/04→06/08	←				
2.0 TFSI quattro	162	06/05→06/08	←				
2.5 TDI	120	11/04→05/06	←				
2.7 TDI	120	11/05→06/08	←				
2.7 TDI	132	01/06→06/08	←				
3.0 quattro	160	11/04→07/06	←				
3.0 TDI quattro	150	11/04→06/08	←				
3.0 TDI quattro	171	01/06→06/08	←				
3.2 FSI	188	01/05→06/08	←				
3.2 FSI quattro	188	01/05→06/08	←				
↓							

	kW			 	! #			
<b>AUDI - A4 B7 (8EC) 11/04→06/08</b>								
<b>Führungshülzensatz, Bremsattel</b>								
2.0 TDI	93	11/05→11/06	←	06/06→; +PR 1LB / 1LE		11.0101-5409.2	260035	ATE
			←	06/06→; +PR 1LA / 1LC		11.0101-5409.2	260035	ATE
			←	06/06→; +PR 1LF / 1LT		11.0101-5409.2	260035	ATE
S4 quattro	253	11/04→06/08	←	8H-7-900461→; +PR 1LJ		11.0101-5409.2	260035	ATE
			←	→ 8H-7-900460; +PR 1LJ		11.0101-5409.2	260035	ATE
<b>Führungsbolzen, Bremsattel</b>								
1.6	75	11/04→06/08		+PR 1LA / 1LC	2	11.8171-0008.1	990049	ATE
1.8 T	120	11/04→06/08		+PR 1LF / 1LT	2	11.8171-0008.1	990049	ATE
1.8 T quattro	120	11/04→06/08		+PR 1LB / 1LE	2	11.8171-0008.1	990049	ATE
1.9 TDI	85	11/04→06/08		+PR 1LB / 1LE	2	11.8171-0008.1	990049	ATE
2.0	96	11/04→06/08						
2.0 TDI	89	09/05→09/06						
2.0 TDI	100	11/04→06/08						
2.0 TDI	103	11/04→06/08						
2.0 TDI	120	06/06→06/08						
2.0 TDI	125	06/06→06/08						
2.0 TDI 16V	103	11/04→06/08						
2.0 TDI quattro	103	01/06→06/08						
2.0 TDI quattro	120	06/06→06/08						
2.0 TDI quattro	125	06/06→06/08						
2.0 TFSI	125	10/06→06/08						
2.0 TFSI	147	11/04→06/08						
2.0 TFSI	162	06/05→06/08						
2.0 TFSI quattro	147	11/04→06/08						
2.0 TFSI quattro	162	06/05→06/08						
2.5 TDI	120	11/04→05/06						
2.7 TDI	120	11/05→06/08						
2.7 TDI	132	01/06→06/08						
3.0 quattro	160	11/04→07/06						
3.0 TDI quattro	150	11/04→06/08						
3.0 TDI quattro	171	01/06→06/08						
3.2 FSI	188	01/05→06/08						
3.2 FSI quattro	188	01/05→06/08						
2.0 TDI	93	11/05→11/06		06/06→; +PR 1LF / 1LT	2	11.8171-0008.1	990049	ATE
				06/06→; +PR 1LB / 1LE	2	11.8171-0008.1	990049	ATE
				06/06→; +PR 1LA / 1LC	2	11.8171-0008.1	990049	ATE
S4 quattro	253	11/04→06/08		8H-7-900461→; +PR 1LJ	2	11.8171-0008.1	990049	ATE
				→ 8H-7-900460; +PR 1LJ	2	11.8171-0008.1	990049	ATE
<b>Dichtungssatz, Bremsattel</b>								
1.6	75	11/04→06/08	←	+PR 1LF / 1LT		11.0441-5704.2	250034	ATE
1.8 T	120	11/04→06/08	←	+PR 1LB / 1LE		11.0441-5704.2	250034	ATE
1.8 T quattro	120	11/04→06/08	←	+PR 1LB / 1LE		11.0441-5704.2	250034	ATE
1.9 TDI	85	11/04→06/08	←	+PR 1LA / 1LC		11.0441-6008.2	250038	ATE für Kolben-Ø [mm]: 60
2.0	96	11/04→06/08						
2.0 TDI	89	09/05→09/06						
2.0 TDI	100	11/04→06/08						
2.0 TDI	103	11/04→06/08						
2.0 TDI	120	06/06→06/08						
2.0 TDI	125	06/06→06/08						
2.0 TDI 16V	103	11/04→06/08						
2.0 TDI quattro	103	01/06→06/08						
2.0 TDI quattro	120	06/06→06/08						
2.0 TDI quattro	125	06/06→06/08						
2.0 TFSI	125	10/06→06/08						
2.0 TFSI	147	11/04→06/08						
2.0 TFSI	162	06/05→06/08						
2.0 TFSI quattro	147	11/04→06/08						
2.0 TFSI quattro	162	06/05→06/08						
2.5 TDI	120	11/04→05/06						
2.7 TDI	120	11/05→06/08						
2.7 TDI	132	01/06→06/08						
3.0 quattro	160	11/04→07/06						
3.0 TDI quattro	150	11/04→06/08						
3.0 TDI quattro	171	01/06→06/08						
3.2 FSI	188	01/05→06/08						
3.2 FSI quattro	188	01/05→06/08						
2.0 TDI	93	11/05→11/06	←	06/06→; +PR 1LB / 1LE		11.0441-5704.2	250034	ATE
			←	06/06→; +PR 1LF / 1LT		11.0441-5704.2	250034	ATE
			←	06/06→; +PR 1LA / 1LC		11.0441-6008.2	250038	ATE für Kolben-Ø [mm]: 60
S4 quattro	253	11/04→06/08		→ 8H-7-900460; +PR 1LJ		11.0441-6008.2	250038	ATE für Kolben-Ø [mm]: 60
			←	8H-7-900461→; +PR 1LJ		11.0441-6008.2	250038	ATE für Kolben-Ø [mm]: 60
↓								

### AUDI - A4 B7 (8EC) 11/04→06/08








#### Bremsschlauch

1.6	75	11/04→06/08	←		2	24.5237-0308.3	331435	L= 308
1.8 T	120	11/04→06/08	→		2	24.5138-0263.3	330885	L= 263
1.8 T quattro	120	11/04→06/08						
1.9 TDI	85	11/04→06/08						
2.0	96	11/04→06/08						
2.0 TDI	89	09/05→09/06						
2.0 TDI	100	11/04→06/08						
2.0 TDI	103	11/04→06/08						
2.0 TDI	120	06/06→06/08						
2.0 TDI	125	06/06→06/08						
2.0 TDI 16V	103	11/04→06/08						
2.0 TDI quattro	103	01/06→06/08						
2.0 TDI quattro	120	06/06→06/08						
2.0 TDI quattro	125	06/06→06/08						
2.0 TFSI	125	10/06→06/08						
2.0 TFSI	147	11/04→06/08						
2.0 TFSI	162	06/05→06/08						
2.0 TFSI quattro	147	11/04→06/08						
2.0 TFSI quattro	162	06/05→06/08						
2.5 TDI	120	11/04→05/06						
2.7 TDI	120	11/05→06/08						
2.7 TDI	132	01/06→06/08						
3.0 quattro	160	11/04→07/06						
3.0 TDI quattro	150	11/04→06/08						
3.0 TDI quattro	171	01/06→06/08						
3.2 FSI	188	01/05→06/08						
3.2 FSI quattro	188	01/05→06/08						
S4 quattro	253	11/04→06/08						
2.0 TDI	93	11/05→11/06	←	06/06→	2	24.5237-0308.3	331435	L= 308
			→	06/06→	2	24.5138-0263.3	330885	L= 263
RS4 quattro	309	09/05→06/08	←	11/05→	2	83.6169-0418.3	330894	L= 422








### AUDI - A4 B7 Avant (8ED) 11/04→06/08








#### Bremssattel

1.6	75	11/04→06/08	←	☐; +PR 1LF / 1LT		11.9571-9835.2	220427	ATE - Halter
1.8 T	120	11/04→06/08	←	☐; +PR 1LF / 1LT		11.9571-9836.2	220428	ATE - Halter
1.8 T quattro	120	11/04→06/08	←	☐; +PR 1LF / 1LT		11.9571-9836.2	220428	ATE - Halter
1.9 TDI	85	11/04→06/08	←	☐; → 8E-7-300000; +PR 1LZ		24.3541-1763.5	240231	TRW - Halter
2.0	96	11/04→06/08	←	☐; → 8E-7-300000; +PR 1LZ		24.3541-1763.5	240231	TRW - Halter
2.0 TDI	89	09/05→09/06	←	☐; 8E-8-000001→; +PR 1LZ		24.3541-1763.5	240231	TRW - Halter
2.0 TDI	100	11/04→06/08	←	☐; 8E-8-000001→; +PR 1LZ		24.3541-1764.5	240232	TRW - Halter
2.0 TDI	103	11/04→06/08	←	☐; 8E-8-000001→; +PR 1LZ		24.3541-1764.5	240232	TRW - Halter
2.0 TDI 16V	103	11/04→06/08	←	☐; → 8E-7-300000; +PR 1LZ		24.3541-1764.5	240232	TRW - Halter
2.0 TFSI	125	10/06→06/08	←	☐; +PR 1LB / 1LE		24.3571-8521.5	240495	ATE - Halter
2.0 TFSI	147	11/04→06/08	←	☐; +PR 1LB / 1LE		24.3571-8521.5	240495	ATE - Halter
2.0 TFSI quattro	162	06/05→06/08	←	☐; +PR 1LB / 1LE		24.3571-8522.5	240496	ATE - Halter
2.0 TFSI quattro	147	11/04→06/08	←	☐; +PR 1LA / 1LC		24.3606-9953.5	241125	ATE - Halter
2.0 TFSI quattro	162	06/05→06/08	←	☐; +PR 1LA / 1LC		24.3606-9953.5	241125	ATE - Halter
2.5 TDI	120	11/04→05/06	←	☐; +PR 1LA / 1LC		24.3606-9954.5	241126	ATE - Halter
3.0	160	11/04→05/06	←	☐; +PR 1LA / 1LC		24.3606-9954.5	241126	ATE - Halter
3.0 quattro	160	11/04→07/06	→	☐; → 8E-7-300000; +PR 1KD / 1KP		24.3384-1735.5	240822	TRW - Halter
3.0 TDI quattro	150	11/04→06/08	→	☐; → 8E-7-300000; +PR 1KD / 1KP		24.3384-1736.5	240823	TRW - Halter
3.2 FSI	188	01/05→06/08	→	☐; → 8E-7-300000; +PR 1KD / 1KP		24.3384-1736.5	240823	TRW - Halter
3.2 FSI quattro	188	01/05→06/08	→	☐; 8E-5-400001→; +PR 1KW		24.3414-1713.5	240914	TRW - Halter
			→	☐; 8E-5-400001→; +PR 1KW		24.3414-1714.5	240915	TRW - Halter
2.0 TDI	93	11/05→11/06	←	☐; 06/06→; +PR 1LF / 1LT		11.9571-9835.2	220427	ATE - Halter
			←	☐; 06/06→; +PR 1LF / 1LT		11.9571-9836.2	220428	ATE - Halter
			←	☐; 8E-8-000001→; +PR 1LZ		24.3541-1763.5	240231	TRW - Halter
			←	☐; 06/06→; → 8E-7-300000; +PR 1LZ		24.3541-1763.5	240231	TRW - Halter
			←	☐; 06/06→; → 8E-7-300000; +PR 1LZ		24.3541-1764.5	240232	TRW - Halter
			←	☐; 8E-8-000001→; +PR 1LZ		24.3541-1764.5	240232	TRW - Halter
			←	☐; 06/06→; +PR 1LB / 1LE		24.3571-8521.5	240495	ATE - Halter
			←	☐; 06/06→; +PR 1LB / 1LE		24.3571-8522.5	240496	ATE - Halter
			←	☐; 06/06→; +PR 1LA / 1LC		24.3606-9953.5	241125	ATE - Halter
			←	☐; 06/06→; +PR 1LA / 1LC		24.3606-9954.5	241126	ATE - Halter
			→	☐; 06/06→; → 8E-7-300000; +PR 1KD / 1KP		24.3384-1735.5	240822	TRW - Halter
			→	☐; 06/06→; → 8E-7-300000; +PR 1KD / 1KP		24.3384-1736.5	240823	TRW - Halter
			→	☐; 06/06→; +PR 1KW		24.3414-1713.5	240914	TRW - Halter
			→	☐; 06/06→; +PR 1KW		24.3414-1714.5	240915	TRW - Halter










	kw			 	! #		
<b>AUDI - A4 B7 Avant (8ED) 11/04→06/08</b>							
<b>Bremssattel</b>							
2.0 TDI	120	06/06→06/08	←	☐; +PR 1LF / 1LT		11.9571-9835.2 220427	ATE - Halter
2.0 TDI	125	06/06→06/08	←	☐; +PR 1LF / 1LT		11.9571-9836.2 220428	ATE - Halter
2.0 TDI quattro	103	01/06→06/08	←	☐; +PR 1LF / 1LT		11.9571-9836.2 220428	ATE - Halter
2.0 TDI quattro	120	06/06→06/08	←	☐; → 8E-7-300000; +PR 1LZ		24.3541-1763.5 240231	TRW - Halter
2.0 TDI quattro	125	06/06→06/08	←	☐; → 8E-7-300000; +PR 1LZ		24.3541-1763.5 240231	TRW - Halter
2.7 TDi	120	11/05→03/08	←	☐; 8E-8-000001→; +PR 1LZ		24.3541-1763.5 240231	TRW - Halter
2.7 TDI	132	01/06→06/08	←	☐; → 8E-7-300000; +PR 1LZ		24.3541-1764.5 240232	TRW - Halter
3.0 TDI quattro	171	01/06→06/08	←	☐; → 8E-7-300000; +PR 1LZ		24.3541-1764.5 240232	TRW - Halter
			←	☐; 8E-8-000001→; +PR 1LZ		24.3541-1764.5 240232	TRW - Halter
			←	☐; +PR 1LB / 1LE		24.3571-8521.5 240495	ATE - Halter
			←	☐; +PR 1LB / 1LE		24.3571-8522.5 240496	ATE - Halter
			←	☐; +PR 1LA / 1LC		24.3606-9953.5 241125	ATE - Halter
			←	☐; +PR 1LA / 1LC		24.3606-9954.5 241126	ATE - Halter
			→	☐; → 8E-7-300000; +PR 1KD / 1KP		24.3384-1735.5 240822	TRW - Halter
			→	☐; → 8E-7-300000; +PR 1KD / 1KP		24.3384-1736.5 240823	TRW - Halter
			→	☐; +PR 1KW		24.3414-1713.5 240914	TRW - Halter
			→	☐; +PR 1KW		24.3414-1714.5 240915	TRW - Halter
S4 quattro	253	11/04→06/08	←	☐; 8H-7-900461→; +PR 1LJ		24.3606-9961.5 240970	ATE - Halter
			←	☐; → 8H-7-900460; +PR 1LJ		24.3606-9961.5 240970	ATE - Halter
			←	☐; → 8H-7-900460; +PR 1LJ		24.3606-9962.5 240971	ATE - Halter
			←	☐; 8H-7-900461→; +PR 1LJ		24.3606-9962.5 240971	ATE - Halter
<b>Halter, Bremssattel</b>							
1.6	75	11/04→06/08	←	+PR 1LB / 1LE		11.0230-0560.1 260125	ATE
1.8 T	120	11/04→06/08	←	+PR 1LF / 1LT		11.0230-0569.1 260126	ATE
1.8 T quattro	120	11/04→06/08	←	+PR 1LF / 1LT		11.0230-0569.1 260126	ATE
1.9 TDI	85	11/04→06/08	←	+PR 1LA / 1LC		11.0230-0807.1 260134	ATE
2.0	96	11/04→06/08	←	+PR 1LA / 1LC		11.0230-0807.1 260134	ATE
2.0 TDI	89	09/05→09/06					
2.0 TDI	100	11/04→06/08					
2.0 TDI	103	11/04→06/08					
2.0 TDI	120	06/06→06/08					
2.0 TDI	125	06/06→06/08					
2.0 TDI 16V	103	11/04→06/08					
2.0 TDI quattro	103	01/06→06/08					
2.0 TDI quattro	120	06/06→06/08					
2.0 TDI quattro	125	06/06→06/08					
2.0 TFSI	125	10/06→06/08					
2.0 TFSI	147	11/04→06/08					
2.0 TFSI	162	06/05→06/08					
2.0 TFSI quattro	147	11/04→06/08					
2.0 TFSI quattro	162	06/05→06/08					
2.5 TDI	120	11/04→05/06					
2.7 TDi	120	11/05→03/08					
2.7 TDI	132	01/06→06/08					
3.0	160	11/04→05/06					
3.0 quattro	160	11/04→07/06					
3.0 TDI quattro	150	11/04→06/08					
3.0 TDI quattro	171	01/06→06/08					
3.2 FSI	188	01/05→06/08					
3.2 FSI quattro	188	01/05→06/08					
2.0 TDI	93	11/05→11/06	←	06/06→; +PR 1LB / 1LE		11.0230-0560.1 260125	ATE
			←	06/06→; +PR 1LF / 1LT		11.0230-0569.1 260126	ATE
			←	06/06→; +PR 1LA / 1LC		11.0230-0807.1 260134	ATE
S4 quattro	253	11/04→06/08	←	→ 8H-7-900460; +PR 1LJ		11.0230-0663.1 260131	ATE
<b>Feder, Bremssattel</b>							
1.6	75	11/04→06/08	←	+PR 1LF / 1LT	2	11.8116-0143.1 390513	ATE
1.8 T	120	11/04→06/08	←	+PR 1LB / 1LE	2	11.8116-0143.1 390513	ATE
1.8 T quattro	120	11/04→06/08	←	+PR 1LB / 1LE	2	11.8116-0143.1 390513	ATE
1.9 TDI	85	11/04→06/08	←	+PR 1LA / 1LC	2	11.8116-0410.2 390589	ATE
2.0	96	11/04→06/08	←	+PR 1LA / 1LC	2	11.8116-0410.2 390589	ATE
2.0 TDI	89	09/05→09/06					
2.0 TDI	100	11/04→06/08					
2.0 TDI	103	11/04→06/08					
2.0 TDI	120	06/06→06/08					
2.0 TDI	125	06/06→06/08					
2.0 TDI 16V	103	11/04→06/08					
2.0 TDI quattro	103	01/06→06/08					
2.0 TDI quattro	120	06/06→06/08					
2.0 TDI quattro	125	06/06→06/08					
2.0 TFSI	125	10/06→06/08					
2.0 TFSI	147	11/04→06/08					
↓							

















	kW			 	! #		
<b>AUDI - A4 B7 Avant (8ED) 11/04→06/08</b>							
<b>Feder, Bremssattel</b>							
2.0 TFSI	162	06/05→06/08	←	+PR 1LF / 1LT	2	11.8116-0143.1	390513 ATE
2.0 TFSI quattro	147	11/04→06/08	←	+PR 1LB / 1LE	2	11.8116-0143.1	390513 ATE
2.0 TFSI quattro	162	06/05→06/08	←	+PR 1LB / 1LE	2	11.8116-0143.1	390513 ATE
2.5 TDI	120	11/04→05/06	←	+PR 1LA / 1LC	2	11.8116-0410.2	390589 ATE
2.7 TDi	120	11/05→03/08	←	+PR 1LA / 1LC	2	11.8116-0410.2	390589 ATE
2.7 TDI	132	01/06→06/08	←	+PR 1LA / 1LC	2	11.8116-0410.2	390589 ATE
3.0	160	11/04→05/06	←	+PR 1LA / 1LC	2	11.8116-0410.2	390589 ATE
3.0 quattro	160	11/04→07/06	←	+PR 1LA / 1LC	2	11.8116-0410.2	390589 ATE
3.0 TDI quattro	150	11/04→06/08	←	+PR 1LA / 1LC	2	11.8116-0410.2	390589 ATE
3.0 TDI quattro	171	01/06→06/08	←	+PR 1LA / 1LC	2	11.8116-0410.2	390589 ATE
3.2 FSI	188	01/05→06/08	←	+PR 1LA / 1LC	2	11.8116-0410.2	390589 ATE
3.2 FSI quattro	188	01/05→06/08	←	+PR 1LA / 1LC	2	11.8116-0410.2	390589 ATE
2.0 TDI	93	11/05→11/06	←	06/06→; +PR 1LB / 1LE	2	11.8116-0143.1	390513 ATE
			←	06/06→; +PR 1LF / 1LT	2	11.8116-0143.1	390513 ATE
			←	06/06→; +PR 1LA / 1LC	2	11.8116-0410.2	390589 ATE
S4 quattro	253	11/04→06/08	←	8H-7-900461→; +PR 1LJ	2	11.8116-0006.2	390601 ATE
			←	→ 8H-7-900460; +PR 1LJ	2	11.8116-0410.2	390589 ATE
<b>Führungshülzensatz, Bremssattel</b>							
1.6	75	11/04→06/08	←	+PR 1LF / 1LT		11.0101-5409.2	260035 ATE
1.8 T	120	11/04→06/08	←	+PR 1LA / 1LC		11.0101-5409.2	260035 ATE
1.8 T quattro	120	11/04→06/08	←	+PR 1LA / 1LC		11.0101-5409.2	260035 ATE
1.9 TDI	85	11/04→06/08	←	+PR 1LB / 1LE		11.0101-5409.2	260035 ATE
2.0	96	11/04→06/08	←	+PR 1LB / 1LE		11.0101-5409.2	260035 ATE
2.0 TDI	89	09/05→09/06	←	+PR 1LB / 1LE		11.0101-5409.2	260035 ATE
2.0 TDI	100	11/04→06/08	←	+PR 1LB / 1LE		11.0101-5409.2	260035 ATE
2.0 TDI	103	11/04→06/08	←	+PR 1LB / 1LE		11.0101-5409.2	260035 ATE
2.0 TDI	120	06/06→06/08	←	+PR 1LB / 1LE		11.0101-5409.2	260035 ATE
2.0 TDI	125	06/06→06/08	←	+PR 1LB / 1LE		11.0101-5409.2	260035 ATE
2.0 TDI 16V	103	11/04→06/08	←	+PR 1LB / 1LE		11.0101-5409.2	260035 ATE
2.0 TDI quattro	103	01/06→06/08	←	+PR 1LB / 1LE		11.0101-5409.2	260035 ATE
2.0 TDI quattro	120	06/06→06/08	←	+PR 1LB / 1LE		11.0101-5409.2	260035 ATE
2.0 TDI quattro	125	06/06→06/08	←	+PR 1LB / 1LE		11.0101-5409.2	260035 ATE
2.0 TFSI	125	10/06→06/08	←	+PR 1LB / 1LE		11.0101-5409.2	260035 ATE
2.0 TFSI	147	11/04→06/08	←	+PR 1LB / 1LE		11.0101-5409.2	260035 ATE
2.0 TFSI	162	06/05→06/08	←	+PR 1LB / 1LE		11.0101-5409.2	260035 ATE
2.0 TFSI quattro	147	11/04→06/08	←	+PR 1LB / 1LE		11.0101-5409.2	260035 ATE
2.0 TFSI quattro	162	06/05→06/08	←	+PR 1LB / 1LE		11.0101-5409.2	260035 ATE
2.5 TDI	120	11/04→05/06	←	+PR 1LB / 1LE		11.0101-5409.2	260035 ATE
2.7 TDi	120	11/05→03/08	←	+PR 1LB / 1LE		11.0101-5409.2	260035 ATE
2.7 TDI	132	01/06→06/08	←	+PR 1LB / 1LE		11.0101-5409.2	260035 ATE
3.0	160	11/04→05/06	←	+PR 1LB / 1LE		11.0101-5409.2	260035 ATE
3.0 quattro	160	11/04→07/06	←	+PR 1LB / 1LE		11.0101-5409.2	260035 ATE
3.0 TDI quattro	150	11/04→06/08	←	+PR 1LB / 1LE		11.0101-5409.2	260035 ATE
3.0 TDI quattro	171	01/06→06/08	←	+PR 1LB / 1LE		11.0101-5409.2	260035 ATE
3.2 FSI	188	01/05→06/08	←	+PR 1LB / 1LE		11.0101-5409.2	260035 ATE
3.2 FSI quattro	188	01/05→06/08	←	+PR 1LB / 1LE		11.0101-5409.2	260035 ATE
2.0 TDI	93	11/05→11/06	←	06/06→; +PR 1LB / 1LE		11.0101-5409.2	260035 ATE
			←	06/06→; +PR 1LA / 1LC		11.0101-5409.2	260035 ATE
			←	06/06→; +PR 1LF / 1LT		11.0101-5409.2	260035 ATE
S4 quattro	253	11/04→06/08	←	8H-7-900461→; +PR 1LJ		11.0101-5409.2	260035 ATE
			←	→ 8H-7-900460; +PR 1LJ		11.0101-5409.2	260035 ATE
<b>Führungsbolzen, Bremssattel</b>							
1.6	75	11/04→06/08		+PR 1LA / 1LC	2	11.8171-0008.1	990049 ATE
1.8 T	120	11/04→06/08		+PR 1LF / 1LT	2	11.8171-0008.1	990049 ATE
1.8 T quattro	120	11/04→06/08		+PR 1LF / 1LT	2	11.8171-0008.1	990049 ATE
1.9 TDI	85	11/04→06/08		+PR 1LB / 1LE	2	11.8171-0008.1	990049 ATE
2.0	96	11/04→06/08		+PR 1LB / 1LE	2	11.8171-0008.1	990049 ATE
2.0 TDI	89	09/05→09/06		+PR 1LB / 1LE	2	11.8171-0008.1	990049 ATE
2.0 TDI	100	11/04→06/08		+PR 1LB / 1LE	2	11.8171-0008.1	990049 ATE
2.0 TDI	103	11/04→06/08		+PR 1LB / 1LE	2	11.8171-0008.1	990049 ATE
2.0 TDI	120	06/06→06/08		+PR 1LB / 1LE	2	11.8171-0008.1	990049 ATE
2.0 TDI	125	06/06→06/08		+PR 1LB / 1LE	2	11.8171-0008.1	990049 ATE
2.0 TDI 16V	103	11/04→06/08		+PR 1LB / 1LE	2	11.8171-0008.1	990049 ATE
2.0 TDI quattro	103	01/06→06/08		+PR 1LB / 1LE	2	11.8171-0008.1	990049 ATE
2.0 TDI quattro	120	06/06→06/08		+PR 1LB / 1LE	2	11.8171-0008.1	990049 ATE
2.0 TDI quattro	125	06/06→06/08		+PR 1LB / 1LE	2	11.8171-0008.1	990049 ATE
2.0 TFSI	125	10/06→06/08		+PR 1LB / 1LE	2	11.8171-0008.1	990049 ATE
2.0 TFSI	147	11/04→06/08		+PR 1LB / 1LE	2	11.8171-0008.1	990049 ATE
2.0 TFSI	162	06/05→06/08		+PR 1LB / 1LE	2	11.8171-0008.1	990049 ATE
2.0 TFSI quattro	147	11/04→06/08		+PR 1LB / 1LE	2	11.8171-0008.1	990049 ATE
2.0 TFSI quattro	162	06/05→06/08		+PR 1LB / 1LE	2	11.8171-0008.1	990049 ATE
2.5 TDI	120	11/04→05/06		+PR 1LB / 1LE	2	11.8171-0008.1	990049 ATE
2.7 TDi	120	11/05→03/08		+PR 1LB / 1LE	2	11.8171-0008.1	990049 ATE
2.7 TDI	132	01/06→06/08		+PR 1LB / 1LE	2	11.8171-0008.1	990049 ATE
3.0	160	11/04→05/06		+PR 1LB / 1LE	2	11.8171-0008.1	990049 ATE
↓							

	kW			 	! #		
<b>AUDI - A4 B7 Avant (8ED) 11/04→06/08</b>							
<b>Führungsbolzen, Bremsattel</b>							
3.0 quattro	160	11/04→07/06		+PR 1LA / 1LC	2	11.8171-0008.1 990049	ATE
3.0 TDI quattro	150	11/04→06/08		+PR 1LF / 1LT	2	11.8171-0008.1 990049	ATE
3.0 TDI quattro	171	01/06→06/08					
3.2 FSI	188	01/05→06/08		+PR 1LB / 1LE	2	11.8171-0008.1 990049	ATE
3.2 FSI quattro	188	01/05→06/08					
2.0 TDI	93	11/05→11/06		06/06→; +PR 1LF / 1LT	2	11.8171-0008.1 990049	ATE
				06/06→; +PR 1LB / 1LE	2	11.8171-0008.1 990049	ATE
				06/06→; +PR 1LA / 1LC	2	11.8171-0008.1 990049	ATE
S4 quattro	253	11/04→06/08		8H-7-900461→; +PR 1LJ	2	11.8171-0008.1 990049	ATE
				→ 8H-7-900460; +PR 1LJ	2	11.8171-0008.1 990049	ATE
<b>Dichtungssatz, Bremsattel</b>							
1.6	75	11/04→06/08	←	+PR 1LF / 1LT		11.0441-5704.2 250034	ATE
1.8 T	120	11/04→06/08	←				
1.8 T quattro	120	11/04→06/08	←	+PR 1LB / 1LE		11.0441-5704.2 250034	ATE
1.9 TDI	85	11/04→06/08	←	+PR 1LA / 1LC		11.0441-6008.2 250038	ATE für Kolben-Ø [mm]: 60
2.0	96	11/04→06/08					
2.0 TDI	89	09/05→09/06					
2.0 TDI	100	11/04→06/08					
2.0 TDI	103	11/04→06/08					
2.0 TDI	120	06/06→06/08					
2.0 TDI	125	06/06→06/08					
2.0 TDI 16V	103	11/04→06/08					
2.0 TDI quattro	103	01/06→06/08					
2.0 TDI quattro	120	06/06→06/08					
2.0 TDI quattro	125	06/06→06/08					
2.0 TFSI	125	10/06→06/08					
2.0 TFSI	147	11/04→06/08					
2.0 TFSI	162	06/05→06/08					
2.0 TFSI quattro	147	11/04→06/08					
2.0 TFSI quattro	162	06/05→06/08					
2.5 TDI	120	11/04→05/06					
2.7 TDi	120	11/05→03/08					
2.7 TDI	132	01/06→06/08					
3.0	160	11/04→05/06					
3.0 quattro	160	11/04→07/06					
3.0 TDI quattro	150	11/04→06/08					
3.0 TDI quattro	171	01/06→06/08					
3.2 FSI	188	01/05→06/08					
3.2 FSI quattro	188	01/05→06/08					
2.0 TDI	93	11/05→11/06	←	06/06→; +PR 1LB / 1LE		11.0441-5704.2 250034	ATE
			←	06/06→; +PR 1LF / 1LT		11.0441-5704.2 250034	ATE
			←	06/06→; +PR 1LA / 1LC		11.0441-6008.2 250038	ATE für Kolben-Ø [mm]: 60
S4 quattro	253	11/04→06/08		→ 8H-7-900460; +PR 1LJ		11.0441-6008.2 250038	ATE für Kolben-Ø [mm]: 60
			←	8H-7-900461→; +PR 1LJ		11.0441-6008.2 250038	ATE für Kolben-Ø [mm]: 60
<b>Bremsschlauch</b>							
1.6	75	11/04→06/08	←		2	24.5237-0308.3 331435	L= 308
1.8 T	120	11/04→06/08	→		2	24.5138-0263.3 330885	L= 263
1.8 T quattro	120	11/04→06/08					
1.9 TDI	85	11/04→06/08					
2.0	96	11/04→06/08					
2.0 TDI	89	09/05→09/06					
2.0 TDI	100	11/04→06/08					
2.0 TDI	103	11/04→06/08					
2.0 TDI	120	06/06→06/08					
2.0 TDI	125	06/06→06/08					
2.0 TDI 16V	103	11/04→06/08					
2.0 TDI quattro	103	01/06→06/08					
2.0 TDI quattro	120	06/06→06/08					
2.0 TDI quattro	125	06/06→06/08					
2.0 TFSI	125	10/06→06/08					
2.0 TFSI	147	11/04→06/08					
2.0 TFSI	162	06/05→06/08					
2.0 TFSI quattro	147	11/04→06/08					
2.0 TFSI quattro	162	06/05→06/08					
2.5 TDI	120	11/04→05/06					
2.7 TDi	120	11/05→03/08					
2.7 TDI	132	01/06→06/08					
3.0	160	11/04→05/06					
3.0 quattro	160	11/04→07/06					
3.0 TDI quattro	150	11/04→06/08					
3.0 TDI quattro	171	01/06→06/08					
3.2 FSI	188	01/05→06/08					
3.2 FSI quattro	188	01/05→06/08					
S4 quattro	253	11/04→06/08					
2.0 TDI	93	11/05→11/06	←	06/06→	2	24.5237-0308.3 331435	L= 308
↓							










	kw					! #		
<b>AUDI - A4 B7 Avant (8ED) 11/04→06/08</b>								
 <b>Bremsschlauch</b>								
2.0 TDI	93	11/05→11/06	➔	06/06→		2	24.5138-0263.3 330885	L= 263
RS4 quattro	309	09/05→06/08	➔	11/05→		2	83.6169-0418.3 330894	L= 422
<b>AUDI - A4 B7 Cabriolet (8HE) 01/02→12/09</b>								
 <b>Bremssattel</b>								
2.0 TDI	100	01/06→03/09	➔	☐; → 11/08; +PR 1LF / 1LT			11.9571-9835.2 220427	ATE - Halter
2.0 TDI	103	01/06→03/09	➔	☐; → 11/08; +PR 1LF / 1LT			11.9571-9836.2 220428	ATE - Halter
2.0 TFSI 16V	147	01/06→03/09	➔	☐; → 11/08; +PR 1LB / 1LE			24.3571-8521.5 240495	ATE - Halter
			➔	☐; → 11/08; +PR 1LB / 1LE			24.3571-8522.5 240496	ATE - Halter
			➔	☐; → 11/08; +PR 1LA			24.3606-9957.5 240968	ATE - Halter
			➔	☐; → 11/08; +PR 1LA			24.3606-9958.5 240969	ATE - Halter
			➔	☐; → 11/08; +PR 1KD / 1KP			24.3384-1735.5 240822	TRW - Halter
			➔	☐; → 11/08; +PR 1KD / 1KP			24.3384-1736.5 240823	TRW - Halter
			➔	☐; 8E-5-400001→; → 11/08; +PR 1KW			24.3414-1713.5 240914	TRW - Halter
			➔	☐; 8E-5-400001→; → 11/08; +PR 1KW			24.3414-1714.5 240915	TRW - Halter
2.7 TDI	132	06/06→03/09	➔	☐; → 11/08; +PR 1LF / 1LT			11.9571-9835.2 220427	ATE - Halter
3.0 TDI quattro	171	01/06→03/09	➔	☐; → 11/08; +PR 1LF / 1LT			11.9571-9836.2 220428	ATE - Halter
3.2 FSI	188	01/06→03/09	➔	☐; → 11/08; +PR 1LB / 1LE			24.3571-8521.5 240495	ATE - Halter
3.2 FSI quattro	188	01/06→03/09	➔	☐; → 11/08; +PR 1LB / 1LE			24.3571-8522.5 240496	ATE - Halter
			➔	☐; → 11/08; +PR 1LA			24.3606-9957.5 240968	ATE - Halter
			➔	☐; → 11/08; +PR 1LA			24.3606-9958.5 240969	ATE - Halter
			➔	☐; 8E-5-400001→; → 11/08; +PR 1KW			24.3414-1713.5 240914	TRW - Halter
			➔	☐; 8E-5-400001→; → 11/08; +PR 1KW			24.3414-1714.5 240915	TRW - Halter
3.0 TDI quattro	150	01/06→03/09	➔	☐; → 11/08; +PR 1LF / 1LT			11.9571-9835.2 220427	ATE - Halter
			➔	☐; → 11/08; +PR 1LF / 1LT			11.9571-9836.2 220428	ATE - Halter
			➔	☐; → 11/08; +PR 1LB / 1LE			24.3571-8521.5 240495	ATE - Halter
			➔	☐; → 11/08; +PR 1LB / 1LE			24.3571-8522.5 240496	ATE - Halter
			➔	☐; → 11/08; +PR 1LA			24.3606-9957.5 240968	ATE - Halter
			➔	☐; → 11/08; +PR 1LA			24.3606-9958.5 240969	ATE - Halter
			➔	☐; → 11/08; +PR 1KW			24.3414-1713.5 240914	TRW - Halter
			➔	☐; → 11/08; +PR 1KW			24.3414-1714.5 240915	TRW - Halter
<b>Halter, Bremssattel</b>								
2.0 TDI	100	01/06→03/09	➔	→ 11/08; +PR 1LB / 1LE			11.0230-0560.1 260125	ATE
2.0 TDI	103	01/06→03/09	➔	→ 11/08; +PR 1LF / 1LT			11.0230-0569.1 260126	ATE
2.0 TFSI 16V	147	01/06→03/09	➔	→ 11/08; +PR 1LA			11.0230-0807.1 260134	ATE
2.7 TDI	132	06/06→03/09	➔	→ 11/08; +PR 1LA				
3.0 TDI quattro	150	01/06→03/09	➔					
3.0 TDI quattro	171	01/06→03/09	➔					
3.2 FSI	188	01/06→03/09	➔					
3.2 FSI quattro	188	01/06→03/09	➔					
<b>Feder, Bremssattel</b>								
2.0 TDI	100	01/06→03/09	➔	→ 11/08; +PR 1LF / 1LT	2		11.8116-0143.1 390513	ATE
2.0 TDI	103	01/06→03/09	➔	→ 11/08; +PR 1LB / 1LE	2		11.8116-0143.1 390513	ATE
2.0 TFSI 16V	147	01/06→03/09	➔	→ 11/08; +PR 1LA	2		11.8116-0410.2 390589	ATE
2.7 TDI	132	06/06→03/09	➔					
3.0 TDI quattro	150	01/06→03/09	➔					
3.0 TDI quattro	171	01/06→03/09	➔					
3.2 FSI	188	01/06→03/09	➔					
3.2 FSI quattro	188	01/06→03/09	➔					
<b>Führungshülzensatz, Bremssattel</b>								
2.0 TDI	100	01/06→03/09	➔	→ 11/08; +PR 1LF / 1LT			11.0101-5409.2 260035	ATE
2.0 TDI	103	01/06→03/09	➔	→ 11/08; +PR 1LA			11.0101-5409.2 260035	ATE
2.0 TFSI 16V	147	01/06→03/09	➔	→ 11/08; +PR 1LB / 1LE				
2.7 TDI	132	06/06→03/09	➔					
3.0 TDI quattro	150	01/06→03/09	➔					
3.0 TDI quattro	171	01/06→03/09	➔					
3.2 FSI	188	01/06→03/09	➔					
3.2 FSI quattro	188	01/06→03/09	➔					
<b>Führungsbolzen, Bremssattel</b>								
2.0 TDI	100	01/06→03/09		→ 11/08; +PR 1LA	2		11.8171-0008.1 990049	ATE
2.0 TDI	103	01/06→03/09						
↓								

	kw			 	! #		
<b>AUDI - A4 B7 Cabriolet (8HE) 01/02→12/09</b>							
<b>Führungsbolzen, Bremsattel</b>							
2.0 TFSI 16V	147	01/06→03/09		→ 11/08; +PR 1LF / 1LT	2	11.8171-0008.1 990049	ATE
2.7 TDI	132	06/06→03/09		→ 11/08; +PR 1LB / 1LE	2	11.8171-0008.1 990049	ATE
3.0 TDI quattro	150	01/06→03/09					
3.0 TDI quattro	171	01/06→03/09					
3.2 FSI	188	01/06→03/09					
3.2 FSI quattro	188	01/06→03/09					
<b>Dichtungssatz, Bremsattel</b>							
2.0 TDI	100	01/06→03/09	←	→ 11/08; +PR 1LF / 1LT		11.0441-5704.2 250034	ATE
2.0 TDI	103	01/06→03/09					
2.0 TFSI 16V	147	01/06→03/09	←	→ 11/08; +PR 1LB / 1LE		11.0441-5704.2 250034	ATE
2.7 TDI	132	06/06→03/09					
3.0 TDI quattro	150	01/06→03/09	←	→ 11/08; +PR 1LA		11.0441-6008.2 250038	ATE für Kolben-Ø [mm]: 60
3.0 TDI quattro	171	01/06→03/09					
3.2 FSI	188	01/06→03/09					
3.2 FSI quattro	188	01/06→03/09					
<b>Bremsschlauch</b>							
2.0 TDI	100	01/06→03/09	←	→ 11/08	2	24.5237-0308.3 331435	L= 308
2.0 TDI	103	01/06→03/09					
2.0 TFSI 16V	147	01/06→03/09	→	→ 11/08	2	24.5138-0263.3 330885	L= 263
2.7 TDI	132	06/06→03/09					
3.0 TDI quattro	150	01/06→03/09					
3.0 TDI quattro	171	01/06→03/09					
3.2 FSI	188	01/06→03/09					
3.2 FSI quattro	188	01/06→03/09					
RS4 quattro	309	02/06→12/08	←	→ 11/08	2	83.6169-0418.3 330894	L= 422
<b>AUDI - A4 B8 (8K2) 08/07→12/15</b>							
<b>Bremssattel</b>							
1.8 TFSI	88	01/08→12/15	←	☐; +PR 1LD		24.3571-1771.5 241203	TRW - Halter
1.8 TFSI	118	11/07→03/12					
1.8 TFSI quattro	118	09/08→03/12	←	☐; +PR 1LD		24.3571-1772.5 241204	TRW - Halter
2.0 TDI	88	06/08→12/15	←	☐; +PR 1LA / 1LB		24.3571-1773.5 240625	TRW - Halter
2.0 TDI	100	11/07→12/15					
2.0 TDI	105	11/07→12/15	←	☐; +PR 1LA / 1LB		24.3571-1774.5 240626	TRW - Halter
2.0 TDI	120	08/08→12/15	←	☐; +PR 1LY		24.3571-9755.5 241113	ATE - Halter
2.0 TDI	125	01/08→03/12					
2.0 TDI	130	11/11→12/15	←	☐; +PR 1LT		24.3571-9755.5 241113	ATE - Halter
2.0 TDI quattro	105	11/08→12/15					
2.0 TDI quattro	125	01/08→03/12	←	☐; +PR 1LT		24.3571-9756.5 241114	ATE - Halter
2.0 TDI quattro	130	11/11→12/15	←	☐; +PR 1LY		24.3571-9756.5 241114	ATE - Halter
2.0 TFSI	132	06/08→12/15					
2.0 TFSI	155	06/08→05/13	→	☐; → 8K-C-715000; +PR 1KW		24.6243-1703.5 241229	TRW + EMot / - Halter + FSB
2.0 TFSI flexible fuel	132	11/09→12/15	→	☐; → 8K-C-715000; +PR 1KW		24.6243-1704.5 241230	TRW + EMot / - Halter + FSB
2.0 TFSI flexible fuel quattro	132	11/09→12/15	→	☐; 8K-D-000001→; +PR 1KW / 2EH		24.6243-1707.7 220979	TRW + EMot / - Halter + FSB
2.0 TFSI quattro	132	11/09→03/12	→	☐; 8K-D-000001→; +PR 1KW / 2EH		24.6243-1708.5 241234	TRW + EMot / - Halter + FSB
2.0 TFSI quattro	155	06/08→12/15	→				
2.7 TDI	120	11/07→03/12	→	☐; +PR 1KP		24.6243-1721.5 240782	TRW + EMot / - Halter + FSB
2.7 TDI	140	11/07→03/12					
3.0 TDI	150	11/11→12/15	→	☐; +PR 1KP		24.6243-1722.5 240783	TRW + EMot / - Halter + FSB
3.0 TDI quattro	155	06/08→05/10					
3.0 TDI quattro	176	11/07→03/12					
3.0 TDI quattro	180	11/11→12/15					
3.0 TFSI quattro	200	02/12→12/15					
3.2 FSI	195	09/08→03/12					
3.2 FSI quattro	195	11/07→03/12					
1.8 TFSI	125	11/11→12/15	←	☐; 01/12→; +PR 1LD		24.3571-1771.5 241203	TRW - Halter
1.8 TFSI quattro	125	11/11→12/15	←	☐; 01/12→; +PR 1LD		24.3571-1772.5 241204	TRW - Halter
			←	☐; 01/12→; +PR 1LA / 1LB		24.3571-1773.5 240625	TRW - Halter
			←	☐; 01/12→; +PR 1LA / 1LB		24.3571-1774.5 240626	TRW - Halter
			←	☐; 01/12→; +PR 1LY		24.3571-9755.5 241113	ATE - Halter
			←	☐; 01/12→; +PR 1LT		24.3571-9755.5 241113	ATE - Halter
			←	☐; 01/12→; +PR 1LY		24.3571-9756.5 241114	ATE - Halter
			←	☐; 01/12→; +PR 1LT		24.3571-9756.5 241114	ATE - Halter
			→	☐; 01/12→; +PR 1KW; → 8K-C-715000		24.6243-1703.5 241229	TRW + EMot / - Halter + FSB
			→	☐; 01/12→; +PR 1KW; → 8K-C-715000		24.6243-1704.5 241230	TRW + EMot / - Halter + FSB
			→	☐; 8K-D-000001→; +PR 1KW / 2EH		24.6243-1707.7 220979	TRW + EMot / - Halter + FSB
			→	☐; 8K-D-000001→; +PR 1KW / 2EH		24.6243-1708.5 241234	TRW + EMot / - Halter + FSB
			→	☐; 01/12→; +PR 1KP		24.6243-1721.5 240782	TRW + EMot / - Halter + FSB
			→	☐; 01/12→; +PR 1KP		24.6243-1722.5 240783	TRW + EMot / - Halter + FSB
↓							

	kw			 	! #			
<b>AUDI - A4 B8 (8K2) 08/07→12/15</b>								
<b>Bremssattel</b>								
2.0 TDI	110	05/13→12/15	←	☐; +PR 1LD		24.3571-1771.5	241203	TRW - Halter
2.0 TDI	140	09/13→12/15	←	☐; +PR 1LD		24.3571-1772.5	241204	TRW - Halter
2.0 TDI quattro	110	05/13→12/15	←	☐; +PR 1LD		24.3571-1773.5	240625	TRW - Halter
2.0 TDI quattro	140	09/13→12/15	←	☐; +PR 1LA / 1LB		24.3571-1774.5	240626	TRW - Halter
2.0 TFSI	162	05/13→12/15	←	☐; +PR 1LA / 1LB		24.3571-1774.5	240626	TRW - Halter
2.0 TFSI	165	05/13→12/15	←	☐; +PR 1LT		24.3571-9755.5	241113	ATE - Halter
2.0 TFSI quattro	162	05/13→12/15	←	☐; +PR 1LT		24.3571-9755.5	241113	ATE - Halter
2.0 TFSI quattro	165	05/13→12/15	←	☐; +PR 1LY		24.3571-9756.5	241114	ATE - Halter
			←	☐; +PR 1LY		24.3571-9756.5	241114	ATE - Halter
			←	☐; +PR 1LY		24.3571-9756.5	241114	ATE - Halter
			→	☐; +PR 1KW / 2EH		24.6243-1707.7	220979	TRW + EMot / - Halter + FSB
			→	☐; +PR 1KW / 2EH		24.6243-1708.5	241234	TRW + EMot / - Halter + FSB
			→	☐; +PR 1KP		24.6243-1721.5	240782	TRW + EMot / - Halter + FSB
			→	☐; +PR 1KP		24.6243-1722.5	240783	TRW + EMot / - Halter + FSB
S4 quattro	245	11/08→12/15	→	☐; → 8K-C-715000; +PR 1KE		24.6243-1705.5	241231	TRW + EMot / - Halter + FSB
			→	☐; → 8K-C-715000; +PR 1KE		24.6243-1706.5	241232	TRW + EMot / - Halter + FSB
<b>Halter, Bremssattel</b>								
1.8 TFSI	88	01/08→12/15	←	+PR 1LY		11.0230-0783.1	260133	ATE
1.8 TFSI	118	11/07→03/12	←	+PR 1LT		11.0230-0783.1	260133	ATE
1.8 TFSI quattro	118	09/08→03/12	←	+PR 1LT		11.0230-0783.1	260133	ATE
2.0 TDI	88	06/08→12/15						
2.0 TDI	100	11/07→12/15						
2.0 TDI	105	11/07→12/15						
2.0 TDI	110	05/13→12/15						
2.0 TDI	120	08/08→12/15						
2.0 TDI	125	01/08→03/12						
2.0 TDI	130	11/11→12/15						
2.0 TDI	140	09/13→12/15						
2.0 TDI quattro	105	11/08→12/15						
2.0 TDI quattro	110	05/13→12/15						
2.0 TDI quattro	125	01/08→03/12						
2.0 TDI quattro	130	11/11→12/15						
2.0 TDI quattro	140	09/13→12/15						
2.0 TFSI	132	06/08→12/15						
2.0 TFSI	155	06/08→05/13						
2.0 TFSI	162	05/13→12/15						
2.0 TFSI	165	05/13→12/15						
2.0 TFSI flexible fuel	132	11/09→12/15						
2.0 TFSI flexible fuel quattro	132	11/09→12/15						
2.0 TFSI quattro	132	11/09→03/12						
2.0 TFSI quattro	155	06/08→12/15						
2.0 TFSI quattro	162	05/13→12/15						
2.0 TFSI quattro	165	05/13→12/15						
2.7 TDI	120	11/07→03/12						
2.7 TDI	140	11/07→03/12						
3.0 TDI	150	11/11→12/15						
3.0 TDI quattro	155	06/08→05/10						
3.0 TDI quattro	176	11/07→03/12						
3.0 TDI quattro	180	11/11→12/15						
3.0 TFSI quattro	200	02/12→12/15						
3.2 FSI	195	09/08→03/12						
3.2 FSI quattro	195	11/07→03/12						
1.8 TFSI	125	11/11→12/15	←	01/12→; +PR 1LT		11.0230-0783.1	260133	ATE
1.8 TFSI quattro	125	11/11→12/15	←	01/12→; +PR 1LY		11.0230-0783.1	260133	ATE
<b>Feder, Bremssattel</b>								
1.8 TFSI	88	01/08→12/15	←	+PR 1LY	2	11.8116-0351.1	390538	ATE
1.8 TFSI	118	11/07→03/12	←	+PR 1LT	2	11.8116-0351.1	390538	ATE
1.8 TFSI quattro	118	09/08→03/12	←	+PR 1LT				
2.0 TDI	88	06/08→12/15						
2.0 TDI	100	11/07→12/15						
2.0 TDI	105	11/07→12/15						
2.0 TDI	110	05/13→12/15						
2.0 TDI	120	08/08→12/15						
2.0 TDI	125	01/08→03/12						
2.0 TDI	130	11/11→12/15						
2.0 TDI	140	09/13→12/15						
2.0 TDI quattro	105	11/08→12/15						
2.0 TDI quattro	110	05/13→12/15						
2.0 TDI quattro	125	01/08→03/12						
2.0 TDI quattro	130	11/11→12/15						
2.0 TDI quattro	140	09/13→12/15						
2.0 TFSI	132	06/08→12/15						
2.0 TFSI	155	06/08→05/13						



	kW			 	! #		
<b>AUDI - A4 B8 (8K2) 08/07→12/15</b>							
<b>Feder, Bremssattel</b>							
2.0 TFSI	162	05/13→12/15	←	+PR 1LY	2	11.8116-0351.1	390538 ATE
2.0 TFSI	165	05/13→12/15					
2.0 TFSI flexible fuel	132	11/09→12/15	←	+PR 1LT	2	11.8116-0351.1	390538 ATE
2.0 TFSI flexible fuel quattro	132	11/09→12/15					
2.0 TFSI quattro	132	11/09→03/12					
2.0 TFSI quattro	155	06/08→12/15					
2.0 TFSI quattro	162	05/13→12/15					
2.0 TFSI quattro	165	05/13→12/15					
2.7 TDI	120	11/07→03/12					
2.7 TDI	140	11/07→03/12					
3.0 TDI	150	11/11→12/15					
3.0 TDI quattro	155	06/08→05/10					
3.0 TDI quattro	176	11/07→03/12					
3.0 TDI quattro	180	11/11→12/15					
3.0 TFSI quattro	200	02/12→12/15					
3.2 FSI	195	09/08→03/12					
3.2 FSI quattro	195	11/07→03/12					
1.8 TFSI	125	11/11→12/15	←	01/12→; +PR 1LY	2	11.8116-0351.1	390538 ATE
1.8 TFSI quattro	125	11/11→12/15	←	01/12→; +PR 1LT	2	11.8116-0351.1	390538 ATE
<b>Führungshülzensatz, Bremssattel</b>							
1.8 TFSI	88	01/08→12/15	←	+PR 1LY		11.0101-5409.2	260035 ATE
1.8 TFSI	118	11/07→03/12					
1.8 TFSI quattro	118	09/08→03/12	←	+PR 1LT		11.0101-5409.2	260035 ATE
2.0 TDI	88	06/08→12/15					
2.0 TDI	100	11/07→12/15					
2.0 TDI	105	11/07→12/15					
2.0 TDI	110	05/13→12/15					
2.0 TDI	120	08/08→12/15					
2.0 TDI	125	01/08→03/12					
2.0 TDI	130	11/11→12/15					
2.0 TDI	140	09/13→12/15					
2.0 TDI quattro	105	11/08→12/15					
2.0 TDI quattro	110	05/13→12/15					
2.0 TDI quattro	125	01/08→03/12					
2.0 TDI quattro	130	11/11→12/15					
2.0 TDI quattro	140	09/13→12/15					
2.0 TFSI	132	06/08→12/15					
2.0 TFSI	155	06/08→05/13					
2.0 TFSI	162	05/13→12/15					
2.0 TFSI	165	05/13→12/15					
2.0 TFSI flexible fuel	132	11/09→12/15					
2.0 TFSI flexible fuel quattro	132	11/09→12/15					
2.0 TFSI quattro	132	11/09→03/12					
2.0 TFSI quattro	155	06/08→12/15					
2.0 TFSI quattro	162	05/13→12/15					
2.0 TFSI quattro	165	05/13→12/15					
2.7 TDI	120	11/07→03/12					
2.7 TDI	140	11/07→03/12					
3.0 TDI	150	11/11→12/15					
3.0 TDI quattro	155	06/08→05/10					
3.0 TDI quattro	176	11/07→03/12					
3.0 TDI quattro	180	11/11→12/15					
3.0 TFSI quattro	200	02/12→12/15					
3.2 FSI	195	09/08→03/12					
3.2 FSI quattro	195	11/07→03/12					
1.8 TFSI	125	11/11→12/15	←	01/12→; +PR 1LT		11.0101-5409.2	260035 ATE
1.8 TFSI quattro	125	11/11→12/15	←	01/12→; +PR 1LY		11.0101-5409.2	260035 ATE
<b>Führungsbolzen, Bremssattel</b>							
1.8 TFSI	88	01/08→12/15	←	+PR 1LY	2	11.8171-0008.1	990049 ATE
1.8 TFSI	118	11/07→03/12					
1.8 TFSI quattro	118	09/08→03/12	←	+PR 1LT	2	11.8171-0008.1	990049 ATE
2.0 TDI	88	06/08→12/15					
2.0 TDI	100	11/07→12/15					
2.0 TDI	105	11/07→12/15					
2.0 TDI	110	05/13→12/15					
2.0 TDI	120	08/08→12/15					
2.0 TDI	125	01/08→03/12					
2.0 TDI	130	11/11→12/15					
2.0 TDI	140	09/13→12/15					
2.0 TDI quattro	105	11/08→12/15					
2.0 TDI quattro	110	05/13→12/15					
2.0 TDI quattro	125	01/08→03/12					
2.0 TDI quattro	130	11/11→12/15					
2.0 TDI quattro	140	09/13→12/15					
2.0 TFSI	132	06/08→12/15					
2.0 TFSI	155	06/08→05/13					
2.0 TFSI	162	05/13→12/15					
↓							



### AUDI - A4 B8 (8K2) 08/07→12/15

#### Führungsbolzen, Bremsattel

2.0 TFSI	165	05/13→12/15	←	+PR 1LY	2	11.8171-0008.1	990049	ATE
2.0 TFSI flexible fuel	132	11/09→12/15	←	+PR 1LT	2	11.8171-0008.1	990049	ATE
2.0 TFSI flexible fuel quattro	132	11/09→12/15	←					
2.0 TFSI quattro	132	11/09→03/12						
2.0 TFSI quattro	155	06/08→12/15						
2.0 TFSI quattro	162	05/13→12/15						
2.0 TFSI quattro	165	05/13→12/15						
2.7 TDI	120	11/07→03/12						
2.7 TDI	140	11/07→03/12						
3.0 TDI	150	11/11→12/15						
3.0 TDI quattro	155	06/08→05/10						
3.0 TDI quattro	176	11/07→03/12						
3.0 TDI quattro	180	11/11→12/15						
3.0 TFSI quattro	200	02/12→12/15						
3.2 FSI	195	09/08→03/12						
3.2 FSI quattro	195	11/07→03/12						
1.8 TFSI	125	11/11→12/15	←	01/12→; +PR 1LY	2	11.8171-0008.1	990049	ATE
1.8 TFSI quattro	125	11/11→12/15	←	01/12→; +PR 1LT	2	11.8171-0008.1	990049	ATE









#### Bremsschlauch

1.8 TFSI	88	01/08→12/15	←		2	83.7713-0476.3	331116	L= 472
1.8 TFSI	118	11/07→03/12	←					
1.8 TFSI quattro	118	09/08→03/12	→		2	24.5140-0396.3	331372	L= 396
2.0 TDI	88	06/08→12/15						
2.0 TDI	100	11/07→12/15						
2.0 TDI	105	11/07→12/15						
2.0 TDI	110	05/13→12/15						
2.0 TDI	120	08/08→12/15						
2.0 TDI	125	01/08→03/12						
2.0 TDI	130	11/11→12/15						
2.0 TDI	140	09/13→12/15						
2.0 TDI quattro	105	11/08→12/15						
2.0 TDI quattro	110	05/13→12/15						
2.0 TDI quattro	125	01/08→03/12						
2.0 TDI quattro	130	11/11→12/15						
2.0 TDI quattro	140	09/13→12/15						
2.0 TFSI	132	06/08→12/15						
2.0 TFSI	155	06/08→05/13						
2.0 TFSI	162	05/13→12/15						
2.0 TFSI	165	05/13→12/15						
2.0 TFSI flexible fuel	132	11/09→12/15						
2.0 TFSI flexible fuel quattro	132	11/09→12/15						
2.0 TFSI quattro	132	11/09→03/12						
2.0 TFSI quattro	155	06/08→12/15						
2.0 TFSI quattro	162	05/13→12/15						
2.0 TFSI quattro	165	05/13→12/15						
2.7 TDI	120	11/07→03/12						
2.7 TDI	140	11/07→03/12						
3.0 TDI	150	11/11→12/15						
3.0 TDI quattro	155	06/08→05/10						
3.0 TDI quattro	176	11/07→03/12						
3.0 TDI quattro	180	11/11→12/15						
3.0 TFSI quattro	200	02/12→12/15						
3.2 FSI	195	09/08→03/12						
3.2 FSI quattro	195	11/07→03/12						
S4 quattro	245	11/08→12/15						
1.8 TFSI	125	11/11→12/15	←	01/12→	2	83.7713-0476.3	331116	L= 472
1.8 TFSI quattro	125	11/11→12/15	→	01/12→	2	24.5140-0396.3	331372	L= 396

### AUDI - A4 B8 Avant (8K5) 11/07→12/15

#### Bremssattel








1.8 TFSI	88	04/08→12/15	←	☐; +PR 1LD		24.3571-1771.5	241203	TRW - Halter
1.8 TFSI quattro	118	09/08→03/12	←	☐; +PR 1LD		24.3571-1772.5	241204	TRW - Halter
2.0 TDI	88	06/08→12/15	←					
2.0 TDI	100	04/08→12/15	←	☐; +PR 1LA / 1LB		24.3571-1773.5	240625	TRW - Halter
2.0 TDI	105	04/08→12/15	←					
2.0 TDI	120	08/08→12/15	←	☐; +PR 1LA / 1LB		24.3571-1774.5	240626	TRW - Halter
2.0 TDI	125	04/08→03/12	←					
2.0 TDI	130	11/11→12/15	←	☐; +PR 1LY		24.3571-9755.5	241113	ATE - Halter
2.0 TDI quattro	105	04/08→12/15	←	☐; +PR 1LT		24.3571-9755.5	241113	ATE - Halter
2.0 TDI quattro	125	08/08→03/12	←					
2.0 TDI quattro	130	11/11→12/15	←	☐; +PR 1LT		24.3571-9756.5	241114	ATE - Halter
2.0 TFSI	132	06/08→12/15	←	☐; +PR 1LY		24.3571-9756.5	241114	ATE - Halter
2.0 TFSI	155	06/08→05/13	←					
2.0 TFSI flexible fuel	132	11/09→12/15	→	☐; → 8K-C-715000; +PR 1KW		24.6243-1703.5	241229	TRW + EMot / - Halter + FSB
2.0 TFSI flexible fuel quattro	132	11/09→12/15	→	☐; → 8K-C-715000; +PR 1KW		24.6243-1704.5	241230	TRW + EMot / - Halter + FSB
2.0 TFSI quattro	155	06/08→12/15						








	kw			 	! #			
<b>AUDI - A4 B8 Avant (8K5) 11/07→12/15</b>								
 <b>Bremssattel</b>								
2.7 TDI	120	06/08→03/12	➡	☐; 8K-D-000001→; +PR 1KW / 2EH	24.6243-1707.7	220979	TRW + EMot / - Halter + FSB	
3.0 TDI	150	11/11→12/15	➡	☐; 8K-D-000001→; +PR 1KW / 2EH	24.6243-1708.5	241234	TRW + EMot / - Halter + FSB	
3.0 TDI quattro	155	06/08→05/10	➡	☐; 8K-D-000001→; +PR 1KW / 2EH	24.6243-1721.5	240782	TRW + EMot / - Halter + FSB	
3.0 TDI quattro	176	04/08→03/12	➡	☐; +PR 1KP	24.6243-1722.5	240783	TRW + EMot / - Halter + FSB	
3.0 TDI quattro	180	11/11→12/15	➡	☐; +PR 1KP				
3.0 TFSI quattro	200	02/12→12/15	➡	☐; +PR 1KP				
3.2 FSI	195	09/08→03/12						
3.2 FSI quattro	195	04/08→03/12						
1.8 TFSI	118	11/07→03/12	←	☐; 04/08→; +PR 1LD	24.3571-1771.5	241203	TRW - Halter	
			←	☐; 04/08→; +PR 1LD	24.3571-1772.5	241204	TRW - Halter	
			←	☐; 04/08→; +PR 1LA / 1LB	24.3571-1773.5	240625	TRW - Halter	
			←	☐; 04/08→; +PR 1LA / 1LB	24.3571-1774.5	240626	TRW - Halter	
			←	☐; 04/08→; +PR 1LT	24.3571-9755.5	241113	ATE - Halter	
			←	☐; 04/08→; +PR 1LY	24.3571-9755.5	241113	ATE - Halter	
			←	☐; 04/08→; +PR 1LY	24.3571-9756.5	241114	ATE - Halter	
			←	☐; 04/08→; +PR 1LT	24.3571-9756.5	241114	ATE - Halter	
			➡	☐; 04/08→; → 8K-C-715000; +PR 1KW	24.6243-1703.5	241229	TRW + EMot / - Halter + FSB	
			➡	☐; 04/08→; → 8K-C-715000; +PR 1KW	24.6243-1704.5	241230	TRW + EMot / - Halter + FSB	
			➡	☐; 8K-D-000001→; +PR 1KW / 2EH	24.6243-1707.7	220979	TRW + EMot / - Halter + FSB	
			➡	☐; 8K-D-000001→; +PR 1KW / 2EH	24.6243-1708.5	241234	TRW + EMot / - Halter + FSB	
			➡	☐; 04/08→; +PR 1KP	24.6243-1721.5	240782	TRW + EMot / - Halter + FSB	
			➡	☐; 04/08→; +PR 1KP	24.6243-1722.5	240783	TRW + EMot / - Halter + FSB	
1.8 TFSI 1.8 TFSI quattro	125	11/11→12/15	←	☐; 01/12→; +PR 1LD	24.3571-1771.5	241203	TRW - Halter	
	125	11/11→12/15	←	☐; 01/12→; +PR 1LD	24.3571-1772.5	241204	TRW - Halter	
			←	☐; 01/12→; +PR 1LA / 1LB	24.3571-1773.5	240625	TRW - Halter	
			←	☐; 01/12→; +PR 1LA / 1LB	24.3571-1774.5	240626	TRW - Halter	
			←	☐; 01/12→; +PR 1LY	24.3571-9755.5	241113	ATE - Halter	
			←	☐; 01/12→; +PR 1LT	24.3571-9755.5	241113	ATE - Halter	
			←	☐; 01/12→; +PR 1LY	24.3571-9756.5	241114	ATE - Halter	
			←	☐; 01/12→; +PR 1LT	24.3571-9756.5	241114	ATE - Halter	
			➡	☐; 01/12→; +PR 1KW; → 8K-C-715000	24.6243-1703.5	241229	TRW + EMot / - Halter + FSB	
			➡	☐; 01/12→; +PR 1KW; → 8K-C-715000	24.6243-1704.5	241230	TRW + EMot / - Halter + FSB	
			➡	☐; 8K-D-000001→; +PR 1KW / 2EH	24.6243-1707.7	220979	TRW + EMot / - Halter + FSB	
			➡	☐; 8K-D-000001→; +PR 1KW / 2EH	24.6243-1708.5	241234	TRW + EMot / - Halter + FSB	
			➡	☐; 01/12→; +PR 1KP	24.6243-1721.5	240782	TRW + EMot / - Halter + FSB	
			➡	☐; 01/12→; +PR 1KP	24.6243-1722.5	240783	TRW + EMot / - Halter + FSB	
2.0 TDI 2.0 TDI 2.0 TDI quattro 2.0 TDI quattro 2.0 TFSI 2.0 TFSI quattro	110	05/13→12/15	←	☐; +PR 1LD	24.3571-1771.5	241203	TRW - Halter	
	140	09/13→12/15	←	☐; +PR 1LD	24.3571-1772.5	241204	TRW - Halter	
	110	05/13→12/15	←	☐; +PR 1LA / 1LB	24.3571-1773.5	240625	TRW - Halter	
	140	09/13→12/15	←	☐; +PR 1LA / 1LB	24.3571-1774.5	240626	TRW - Halter	
	165	05/13→12/15	←	☐; +PR 1LT	24.3571-9755.5	241113	ATE - Halter	
	165	05/13→12/15	←	☐; +PR 1LY	24.3571-9755.5	241113	ATE - Halter	
			←	☐; +PR 1LT	24.3571-9756.5	241114	ATE - Halter	
			←	☐; +PR 1LY	24.3571-9756.5	241114	ATE - Halter	
			➡	☐; +PR 1KW / 2EH	24.6243-1707.7	220979	TRW + EMot / - Halter + FSB	
			➡	☐; +PR 1KW / 2EH	24.6243-1708.5	241234	TRW + EMot / - Halter + FSB	
			➡	☐; +PR 1KP	24.6243-1721.5	240782	TRW + EMot / - Halter + FSB	
			➡	☐; +PR 1KP	24.6243-1722.5	240783	TRW + EMot / - Halter + FSB	
	2.7 TDI	140	04/08→03/12	←	☐; 06/08→; +PR 1LD	24.3571-1771.5	241203	TRW - Halter
				←	☐; 06/08→; +PR 1LD	24.3571-1772.5	241204	TRW - Halter
←				☐; 06/08→; +PR 1LA / 1LB	24.3571-1773.5	240625	TRW - Halter	
←				☐; 06/08→; +PR 1LA / 1LB	24.3571-1774.5	240626	TRW - Halter	
←				☐; 06/08→; +PR 1LT	24.3571-9755.5	241113	ATE - Halter	
←				☐; 06/08→; +PR 1LY	24.3571-9755.5	241113	ATE - Halter	
←				☐; 06/08→; +PR 1LY	24.3571-9756.5	241114	ATE - Halter	

↓





	kw			 	! #			
<b>AUDI - A4 B8 Avant (8K5) 11/07→12/15</b>								
<b>Bremssattel</b>								
2.7 TDI	140	04/08→03/12	←	☐; 06/08→; +PR 1LT	24.3571-9756.5	241114	ATE - Halter	
			→	☐; 06/08→; → 8K-C-715000; +PR 1KW	24.6243-1703.5	241229	TRW + EMot / - Halter + FSB	
			→	☐; 06/08→; → 8K-C-715000; +PR 1KW	24.6243-1704.5	241230	TRW + EMot / - Halter + FSB	
			→	☐; 8K-D-000001→; +PR 1KW / 2EH	24.6243-1707.7	220979	TRW + EMot / - Halter + FSB	
			→	☐; 8K-D-000001→; +PR 1KW / 2EH	24.6243-1708.5	241234	TRW + EMot / - Halter + FSB	
			→	☐; 06/08→; +PR 1KP	24.6243-1721.5	240782	TRW + EMot / - Halter + FSB	
			→	☐; 06/08→; +PR 1KP	24.6243-1722.5	240783	TRW + EMot / - Halter + FSB	
S4 quattro	245	11/08→12/15	→	☐; → 8K-C-715000; +PR 1KE	24.6243-1705.5	241231	TRW + EMot / - Halter + FSB	
			→	☐; → 8K-C-715000; +PR 1KE	24.6243-1706.5	241232	TRW + EMot / - Halter + FSB	
<b>Halter, Bremssattel</b>								
1.8 TFSI	88	04/08→12/15	←	+PR 1LY	11.0230-0783.1	260133	ATE	
1.8 TFSI quattro	118	09/08→03/12						
2.0 TDI	88	06/08→12/15	←	+PR 1LT	11.0230-0783.1	260133	ATE	
2.0 TDI	100	04/08→12/15						
2.0 TDI	105	04/08→12/15						
2.0 TDI	110	05/13→12/15						
2.0 TDI	120	08/08→12/15						
2.0 TDI	125	04/08→03/12						
2.0 TDI	130	11/11→12/15						
2.0 TDI	140	09/13→12/15						
2.0 TDI quattro	105	04/08→12/15						
2.0 TDI quattro	110	05/13→12/15						
2.0 TDI quattro	125	08/08→03/12						
2.0 TDI quattro	130	11/11→12/15						
2.0 TDI quattro	140	09/13→12/15						
2.0 TFSI	132	06/08→12/15						
2.0 TFSI	155	06/08→05/13						
2.0 TFSI	165	05/13→12/15						
2.0 TFSI flexible fuel	132	11/09→12/15						
2.0 TFSI flexible fuel quattro	132	11/09→12/15						
2.0 TFSI quattro	155	06/08→12/15						
2.0 TFSI quattro	165	05/13→12/15						
2.7 TDI	120	06/08→03/12						
3.0 TDI	150	11/11→12/15						
3.0 TDI quattro	155	06/08→05/10						
3.0 TDI quattro	176	04/08→03/12						
3.0 TDI quattro	180	11/11→12/15						
3.0 TFSI quattro	200	02/12→12/15						
3.2 FSI	195	09/08→03/12						
3.2 FSI quattro	195	04/08→03/12						
1.8 TFSI	118	11/07→03/12	←	04/08→; +PR 1LT	11.0230-0783.1	260133	ATE	
			←	04/08→; +PR 1LY	11.0230-0783.1	260133	ATE	
1.8 TFSI	125	11/11→12/15	←	01/12→; +PR 1LT	11.0230-0783.1	260133	ATE	
			←	01/12→; +PR 1LY	11.0230-0783.1	260133	ATE	
2.7 TDI	140	04/08→03/12	←	06/08→; +PR 1LT	11.0230-0783.1	260133	ATE	
			←	06/08→; +PR 1LY	11.0230-0783.1	260133	ATE	
<b>Feder, Bremssattel</b>								
1.8 TFSI	88	04/08→12/15	←	+PR 1LY	2	11.8116-0351.1	390538	ATE
1.8 TFSI quattro	118	09/08→03/12						
2.0 TDI	88	06/08→12/15	←	+PR 1LT	2	11.8116-0351.1	390538	ATE
2.0 TDI	100	04/08→12/15						
2.0 TDI	105	04/08→12/15						
2.0 TDI	110	05/13→12/15						
2.0 TDI	120	08/08→12/15						
2.0 TDI	125	04/08→03/12						
2.0 TDI	130	11/11→12/15						
2.0 TDI	140	09/13→12/15						
2.0 TDI quattro	105	04/08→12/15						
2.0 TDI quattro	110	05/13→12/15						
2.0 TDI quattro	125	08/08→03/12						
2.0 TDI quattro	130	11/11→12/15						
2.0 TDI quattro	140	09/13→12/15						
2.0 TFSI	132	06/08→12/15						
2.0 TFSI	155	06/08→05/13						
2.0 TFSI	165	05/13→12/15						
2.0 TFSI flexible fuel	132	11/09→12/15						
2.0 TFSI flexible fuel quattro	132	11/09→12/15						
2.0 TFSI quattro	155	06/08→12/15						
2.0 TFSI quattro	165	05/13→12/15						
2.7 TDI	120	06/08→03/12						
↓								

	kw			 	! #		
<b>AUDI - A4 B8 Avant (8K5) 11/07→12/15</b>							
<b>Feder, Bremssattel</b>							
3.0 TDI	150	11/11→12/15	←	+PR 1LY	2	11.8116-0351.1 390538	ATE
3.0 TDI quattro	155	06/08→05/10	←	+PR 1LT	2	11.8116-0351.1 390538	ATE
3.0 TDI quattro	176	04/08→03/12					
3.0 TDI quattro	180	11/11→12/15					
3.0 TFSI quattro	200	02/12→12/15					
3.2 FSI	195	09/08→03/12					
3.2 FSI quattro	195	04/08→03/12					
1.8 TFSI	118	11/07→03/12	←	04/08→; +PR 1LY	2	11.8116-0351.1 390538	ATE
			←	04/08→; +PR 1LT	2	11.8116-0351.1 390538	ATE
1.8 TFSI	125	11/11→12/15	←	01/12→; +PR 1LY	2	11.8116-0351.1 390538	ATE
1.8 TFSI quattro	125	11/11→12/15	←	01/12→; +PR 1LT	2	11.8116-0351.1 390538	ATE
2.7 TDI	140	04/08→03/12	←	06/08→; +PR 1LY	2	11.8116-0351.1 390538	ATE
			←	06/08→; +PR 1LT	2	11.8116-0351.1 390538	ATE
<b>Führungshülzensatz, Bremssattel</b>							
1.8 TFSI	88	04/08→12/15	←	+PR 1LY		11.0101-5409.2 260035	ATE
1.8 TFSI quattro	118	09/08→03/12	←	+PR 1LT		11.0101-5409.2 260035	ATE
2.0 TDI	88	06/08→12/15					
2.0 TDI	100	04/08→12/15					
2.0 TDI	105	04/08→12/15					
2.0 TDI	110	05/13→12/15					
2.0 TDI	120	08/08→12/15					
2.0 TDI	125	04/08→03/12					
2.0 TDI	130	11/11→12/15					
2.0 TDI	140	09/13→12/15					
2.0 TDI quattro	105	04/08→12/15					
2.0 TDI quattro	110	05/13→12/15					
2.0 TDI quattro	125	08/08→03/12					
2.0 TDI quattro	130	11/11→12/15					
2.0 TDI quattro	140	09/13→12/15					
2.0 TFSI	132	06/08→12/15					
2.0 TFSI	155	06/08→05/13					
2.0 TFSI	165	05/13→12/15					
2.0 TFSI flexible fuel	132	11/09→12/15					
2.0 TFSI flexible fuel quattro	132	11/09→12/15					
2.0 TFSI quattro	155	06/08→12/15					
2.0 TFSI quattro	165	05/13→12/15					
2.7 TDI	120	06/08→03/12					
3.0 TDI	150	11/11→12/15					
3.0 TDI quattro	155	06/08→05/10					
3.0 TDI quattro	176	04/08→03/12					
3.0 TDI quattro	180	11/11→12/15					
3.0 TFSI quattro	200	02/12→12/15					
3.2 FSI	195	09/08→03/12					
3.2 FSI quattro	195	04/08→03/12					
1.8 TFSI	118	11/07→03/12	←	04/08→; +PR 1LT		11.0101-5409.2 260035	ATE
			←	04/08→; +PR 1LY		11.0101-5409.2 260035	ATE
1.8 TFSI	125	11/11→12/15	←	01/12→; +PR 1LT		11.0101-5409.2 260035	ATE
1.8 TFSI quattro	125	11/11→12/15	←	01/12→; +PR 1LY		11.0101-5409.2 260035	ATE
2.7 TDI	140	04/08→03/12	←	06/08→; +PR 1LT		11.0101-5409.2 260035	ATE
			←	06/08→; +PR 1LY		11.0101-5409.2 260035	ATE
<b>Führungsbolzen, Bremssattel</b>							
1.8 TFSI	88	04/08→12/15		+PR 1LT	2	11.8171-0008.1 990049	ATE
1.8 TFSI quattro	118	09/08→03/12		+PR 1LY	2	11.8171-0008.1 990049	ATE
2.0 TDI	88	06/08→12/15					
2.0 TDI	100	04/08→12/15					
2.0 TDI	105	04/08→12/15					
2.0 TDI	110	05/13→12/15					
2.0 TDI	120	08/08→12/15					
2.0 TDI	125	04/08→03/12					
2.0 TDI	130	11/11→12/15					
2.0 TDI	140	09/13→12/15					
2.0 TDI quattro	105	04/08→12/15					
2.0 TDI quattro	110	05/13→12/15					
2.0 TDI quattro	125	08/08→03/12					
2.0 TDI quattro	130	11/11→12/15					
2.0 TDI quattro	140	09/13→12/15					
2.0 TFSI	132	06/08→12/15					
2.0 TFSI	155	06/08→05/13					
2.0 TFSI	165	05/13→12/15					
2.0 TFSI flexible fuel	132	11/09→12/15					
2.0 TFSI flexible fuel quattro	132	11/09→12/15					
2.0 TFSI quattro	155	06/08→12/15					
↓							



**AUDI - A4 B8 Avant (8K5) 11/07→12/15**

**Führungsbolzen, Bremssattel**

2.0 TFSI quattro	165	05/13→12/15		+PR 1LT	2	11.8171-0008.1	990049	ATE
2.7 TDI	120	06/08→03/12						
3.0 TDI	150	11/11→12/15		+PR 1LY	2	11.8171-0008.1	990049	ATE
3.0 TDI quattro	155	06/08→05/10						
3.0 TDI quattro	176	04/08→03/12						
3.0 TDI quattro	180	11/11→12/15						
3.0 TFSI quattro	200	02/12→12/15						
3.2 FSI	195	09/08→03/12						
3.2 FSI quattro	195	04/08→03/12						
1.8 TFSI	118	11/07→03/12		04/08→; +PR 1LY	2	11.8171-0008.1	990049	ATE
				04/08→; +PR 1LT	2	11.8171-0008.1	990049	ATE
1.8 TFSI	125	11/11→12/15		01/12→; +PR 1LT	2	11.8171-0008.1	990049	ATE
1.8 TFSI quattro	125	11/11→12/15		01/12→; +PR 1LY	2	11.8171-0008.1	990049	ATE
2.7 TDI	140	04/08→03/12		06/08→; +PR 1LY	2	11.8171-0008.1	990049	ATE
				06/08→; +PR 1LT	2	11.8171-0008.1	990049	ATE








**Bremsschlauch**

1.8 TFSI	88	04/08→12/15	←		2	83.7713-0476.3	331116	L= 472
1.8 TFSI quattro	118	09/08→03/12	→		2	24.5140-0396.3	331372	L= 396
2.0 TDI	88	06/08→12/15						
2.0 TDI	100	04/08→12/15						
2.0 TDI	105	04/08→12/15						
2.0 TDI	110	05/13→12/15						
2.0 TDI	120	08/08→12/15						
2.0 TDI	125	04/08→03/12						
2.0 TDI	130	11/11→12/15						
2.0 TDI	140	09/13→12/15						
2.0 TDI quattro	105	04/08→12/15						
2.0 TDI quattro	110	05/13→12/15						
2.0 TDI quattro	125	08/08→03/12						
2.0 TDI quattro	130	11/11→12/15						
2.0 TDI quattro	140	09/13→12/15						
2.0 TFSI	132	06/08→12/15						
2.0 TFSI	155	06/08→05/13						
2.0 TFSI	165	05/13→12/15						
2.0 TFSI flexible fuel	132	11/09→12/15						
2.0 TFSI flexible fuel quattro	132	11/09→12/15						
2.0 TFSI quattro	155	06/08→12/15						
2.0 TFSI quattro	165	05/13→12/15						
2.7 TDI	120	06/08→03/12						
3.0 TDI	150	11/11→12/15						
3.0 TDI quattro	155	06/08→05/10						
3.0 TDI quattro	176	04/08→03/12						
3.0 TDI quattro	180	11/11→12/15						
3.0 TFSI quattro	200	02/12→12/15						
3.2 FSI	195	09/08→03/12						
3.2 FSI quattro	195	04/08→03/12						
S4 quattro	245	11/08→12/15						
1.8 TFSI	118	11/07→03/12	←	04/08→	2	83.7713-0476.3	331116	L= 472
			→	04/08→	2	24.5140-0396.3	331372	L= 396
1.8 TFSI	125	11/11→12/15	←	01/12→	2	83.7713-0476.3	331116	L= 472
1.8 TFSI quattro	125	11/11→12/15	→	01/12→	2	24.5140-0396.3	331372	L= 396
2.7 TDI	140	04/08→03/12	←	06/08→	2	83.7713-0476.3	331116	L= 472
			→	06/08→	2	24.5140-0396.3	331372	L= 396
RS4 quattro	331	05/12→08/15	→		2	24.5140-0396.3	331372	L= 396

**AUDI - A4 B9 (8W2, 8WC) 05/15→**

**Feder, Bremssattel**

1.4 TFSI	110	08/15→11/19		+PR 1LA / 1LB	2	11.8116-0071.1	390605	ATE
2.0 TDI	90	05/16→11/19						
2.0 TDI	100	05/15→11/19						
2.0 TDI	110	05/15→11/19						
2.0 TDI	140	05/15→						
2.0 TDI quattro	110	09/16→11/19						
2.0 TDI quattro	120	09/16→11/19						
2.0 TDI quattro	140	09/15→						
2.0 TFSI	140	05/15→						
2.0 TFSI	183	11/15→11/19						
2.0 TFSI	185	05/15→11/19						
2.0 TFSI Mild Hybrid	185	05/17→11/19						
2.0 TFSI Mild Hybrid quattro	185	05/17→11/19						
2.0 TFSI quattro	183	11/15→11/19						
2.0 TFSI quattro	185	05/15→						
3.0 TDI	160	09/15→08/18						

	kW			 	! #		
<b>AUDI - A4 B9 (8W2, 8WC) 05/15→</b>							
<b>Feder, Bremssattel</b>							
3.0 TDI quattro	160	09/15→08/18		+PR 1LA / 1LB	2	11.8116-0071.1 390605	ATE
3.0 TDI quattro	200	05/15→08/18					
30 TDI	90	05/16→11/19					
30 TDI Mild Hybrid	100	07/19→					
35 TDI	110	08/15→11/19					
35 TDI Mild Hybrid	120	03/19→					
35 TFSI Mild Hybrid	110	12/18→					
40 TDI	140	05/15→					
40 TDI quattro	140	09/15→					
40 TFSI Mild Hybrid	140	05/17→					
45 TDI quattro	170	07/18→					
45 TFSI Mild Hybrid	180	07/18→					
45 TFSI Mild Hybrid quattro	180	07/18→					
50 TDI quattro	210	07/18→11/19					
S4 quattro	260	05/16→11/19					
S4 TDI Mild Hybrid quattro	255	05/19→					
<b>Führungshülzensatz, Bremssattel</b>							
1.4 TFSI	110	08/15→11/19	←	+PR 1LA / 1LB		11.0101-5407.2 260011	ATE
2.0 TDI	90	05/16→11/19					
2.0 TDI	100	05/15→11/19					
2.0 TDI	110	05/15→11/19					
2.0 TDI	140	05/15→					
2.0 TDI quattro	110	09/16→11/19					
2.0 TDI quattro	120	09/16→11/19					
2.0 TDI quattro	140	09/15→					
2.0 TFSI	140	05/15→					
2.0 TFSI	183	11/15→11/19					
2.0 TFSI	185	05/15→11/19					
2.0 TFSI Mild Hybrid	185	05/17→11/19					
2.0 TFSI Mild Hybrid quattro	185	05/17→11/19					
2.0 TFSI quattro	183	11/15→11/19					
2.0 TFSI quattro	185	05/15→					
3.0 TDI	160	09/15→08/18					
3.0 TDI quattro	160	09/15→08/18					
3.0 TDI quattro	200	05/15→08/18					
30 TDI	90	05/16→11/19					
30 TDI Mild Hybrid	100	07/19→					
35 TDI	110	08/15→11/19					
35 TDI Mild Hybrid	120	03/19→					
35 TFSI Mild Hybrid	110	12/18→					
40 TDI	140	05/15→					
40 TDI quattro	140	09/15→					
40 TFSI Mild Hybrid	140	05/17→					
45 TDI quattro	170	07/18→					
45 TFSI Mild Hybrid	180	07/18→					
45 TFSI Mild Hybrid quattro	180	07/18→					
50 TDI quattro	210	07/18→11/19					
S4 quattro	260	05/16→11/19					
S4 TDI Mild Hybrid quattro	255	05/19→					
<b>Führungsbolzen, Bremssattel</b>							
1.4 TFSI	110	08/15→11/19		+PR 1LA / 1LB	2	11.8171-0008.1 990049	ATE
2.0 TDI	90	05/16→11/19					
2.0 TDI	100	05/15→11/19					
2.0 TDI	110	05/15→11/19					
2.0 TDI	140	05/15→					
2.0 TDI quattro	110	09/16→11/19					
2.0 TDI quattro	120	09/16→11/19					
2.0 TDI quattro	140	09/15→					
2.0 TFSI	140	05/15→					
2.0 TFSI	183	11/15→11/19					
2.0 TFSI	185	05/15→11/19					
2.0 TFSI Mild Hybrid	185	05/17→11/19					
2.0 TFSI Mild Hybrid quattro	185	05/17→11/19					
2.0 TFSI quattro	183	11/15→11/19					
2.0 TFSI quattro	185	05/15→					
3.0 TDI	160	09/15→08/18					
3.0 TDI quattro	160	09/15→08/18					
3.0 TDI quattro	200	05/15→08/18					
30 TDI	90	05/16→11/19					
30 TDI Mild Hybrid	100	07/19→					
35 TDI	110	08/15→11/19					
35 TDI Mild Hybrid	120	03/19→					
35 TFSI Mild Hybrid	110	12/18→					
40 TDI	140	05/15→					
40 TDI quattro	140	09/15→					
↓							

**AUDI - A4 B9 (8W2, 8WC) 05/15→**

**Führungsbolzen, Bremsattel**

40 TFSI Mild Hybrid	140	05/17→		+PR 1LA / 1LB	2	11.8171-0008.1	990049	ATE
45 TDI quattro	170	07/18→						
45 TFSI Mild Hybrid	180	07/18→						
45 TFSI Mild Hybrid quattro	180	07/18→						
50 TDI quattro	210	07/18→11/19						
S4 quattro	260	05/16→11/19						
S4 TDI Mild Hybrid quattro	255	05/19→						

**AUDI - A4 B9 Avant (8W5, 8WD) 08/15→**

**Feder, Bremsattel**

1.4 TFSI	110	02/16→10/19		+PR 1LA / 1LB	2	11.8116-0071.1	390605	ATE
2.0 TDI	90	04/16→09/18						
2.0 TDI	100	08/15→10/19						
2.0 TDI	110	08/15→09/18						
2.0 TDI	140	08/15→09/18						
2.0 TDI quattro	110	09/16→10/19						
2.0 TDI quattro	120	09/16→09/18						
2.0 TDI quattro	140	10/15→09/18						
2.0 TFSI	140	08/15→						
2.0 TFSI	183	05/16→10/19						
2.0 TFSI	185	05/16→10/19						
2.0 TFSI g-tron	125	11/16→10/19						
2.0 TFSI Mild Hybrid	185	05/17→						
2.0 TFSI Mild Hybrid quattro	185	11/18→						
2.0 TFSI quattro	183	11/15→						
2.0 TFSI quattro	185	08/15→10/19						
3.0 TDI	160	10/15→08/18						
3.0 TDI quattro	160	11/15→08/18						
3.0 TDI quattro	200	08/15→08/18						
30 TDI	90	10/18→10/19						
30 TDI Mild Hybrid	100	07/19→						
35 TDI	110	10/18→10/19						
35 TDI Mild Hybrid	120	07/19→						
35 TFSI Mild Hybrid	110	12/18→						
40 TDI	140	10/18→05/19						
40 TDI quattro	140	10/18→09/20						
40 TFSI g-tron	125	11/16→10/19						
40 TFSI Mild Hybrid	140	05/17→						
45 TDI quattro	170	07/18→						
45 TFSI Mild Hybrid	180	07/18→						
45 TFSI Mild Hybrid quattro	180	07/18→						
50 TDI quattro	210	07/18→10/19						
S4 quattro	260	05/16→10/19						
S4 TDI Mild Hybrid quattro	255	05/19→						

**Führungshülzensatz, Bremsattel**

1.4 TFSI	110	02/16→10/19	←	+PR 1LA / 1LB		11.0101-5407.2	260011	ATE
2.0 TDI	90	04/16→09/18						
2.0 TDI	100	08/15→10/19						
2.0 TDI	110	08/15→09/18						
2.0 TDI	140	08/15→09/18						
2.0 TDI quattro	110	09/16→10/19						
2.0 TDI quattro	120	09/16→09/18						
2.0 TDI quattro	140	10/15→09/18						
2.0 TFSI	140	08/15→						
2.0 TFSI	183	05/16→10/19						
2.0 TFSI	185	05/16→10/19						
2.0 TFSI g-tron	125	11/16→10/19						
2.0 TFSI Mild Hybrid	185	05/17→						
2.0 TFSI Mild Hybrid quattro	185	11/18→						
2.0 TFSI quattro	183	11/15→						
2.0 TFSI quattro	185	08/15→10/19						
3.0 TDI	160	10/15→08/18						
3.0 TDI quattro	160	11/15→08/18						
3.0 TDI quattro	200	08/15→08/18						
30 TDI	90	10/18→10/19						
30 TDI Mild Hybrid	100	07/19→						
35 TDI	110	10/18→10/19						
35 TDI Mild Hybrid	120	07/19→						
35 TFSI Mild Hybrid	110	12/18→						
40 TDI	140	10/18→05/19						
40 TDI quattro	140	10/18→09/20						
40 TFSI g-tron	125	11/16→10/19						
40 TFSI Mild Hybrid	140	05/17→						
45 TDI quattro	170	07/18→						
45 TFSI Mild Hybrid	180	07/18→						
↓								

**AUDI - A4 B9 Avant (8W5, 8WD) 08/15→**

**Führungshülzensatz, Bremsattel**

45 TFSI Mild Hybrid quattro	180	07/18→	←	+PR 1LA / 1LB		11.0101-5407.2	260011	ATE
50 TDI quattro	210	07/18→10/19						
S4 quattro	260	05/16→10/19						
S4 TDI Mild Hybrid quattro	255	05/19→						

**Führungsbolzen, Bremsattel**









1.4 TFSI	110	02/16→10/19		+PR 1LA / 1LB	2	11.8171-0008.1	990049	ATE
2.0 TDI	90	04/16→09/18						
2.0 TDI	100	08/15→10/19						
2.0 TDI	110	08/15→09/18						
2.0 TDI	140	08/15→09/18						
2.0 TDI quattro	110	09/16→10/19						
2.0 TDI quattro	120	09/16→09/18						
2.0 TDI quattro	140	10/15→09/18						
2.0 TFSI	140	08/15→						
2.0 TFSI	183	05/16→10/19						
2.0 TFSI	185	05/16→10/19						
2.0 TFSI g-tron	125	11/16→10/19						
2.0 TFSI Mild Hybrid	185	05/17→						
2.0 TFSI Mild Hybrid quattro	185	11/18→						
2.0 TFSI quattro	183	11/15→						
2.0 TFSI quattro	185	08/15→10/19						
3.0 TDI	160	10/15→08/18						
3.0 TDI quattro	160	11/15→08/18						
3.0 TDI quattro	200	08/15→08/18						
30 TDI	90	10/18→10/19						
30 TDI Mild Hybrid	100	07/19→						
35 TDI	110	10/18→10/19						
35 TDI Mild Hybrid	120	07/19→						
35 TFSI Mild Hybrid	110	12/18→						
40 TDI	140	10/18→05/19						
40 TDI quattro	140	10/18→09/20						
40 TFSI g-tron	125	11/16→10/19						
40 TFSI Mild Hybrid	140	05/17→						
45 TDI quattro	170	07/18→						
45 TFSI Mild Hybrid	180	07/18→						
45 TFSI Mild Hybrid quattro	180	07/18→						
50 TDI quattro	210	07/18→10/19						
S4 quattro	260	05/16→10/19						
S4 TDI Mild Hybrid quattro	255	05/19→						

**AUDI - A5 (8T3) 06/07→01/17**

**Bremsattel**









1.8 TFSI	118	05/09→09/11	←	☐; +PR 1LD		24.3571-1771.5	241203	TRW - Halter
2.0 TDI	125	08/08→03/12	←	☐; +PR 1LD		24.3571-1772.5	241204	TRW - Halter
2.0 TDI quattro	125	08/08→03/12	←	☐; +PR 1LD		24.3571-1773.5	240625	TRW - Halter
2.0 TFSI	132	11/08→03/12	←	☐; 07/11→; +PR 1LA / 1LB		24.3571-1774.5	240626	TRW - Halter
2.0 TFSI	155	06/08→11/13	←	☐; 07/11→; +PR 1LA / 1LB		24.3571-1775.5	240627	TRW - Halter
2.0 TFSI quattro	155	06/08→01/17	←	☐; 07/11→; +PR 1LA / 1LB		24.3571-1776.5	240628	TRW - Halter
2.7 TDI	120	09/07→03/12	←	☐; +PR 1LJ		24.3571-1777.5	240629	TRW - Halter
			←	☐; +PR 1LJ		24.3571-1778.5	241113	ATE - Halter
			←	☐; +PR 1LT		24.3571-1779.5	241114	ATE - Halter
			←	☐; +PR 1LT		24.6243-1703.5	241229	TRW + EMot / - Halter + FSB
			→	☐; → 8K-B-999999; +PR 1KW		24.6243-1704.5	241230	TRW + EMot / - Halter + FSB
			→	☐; → 8K-B-999999; +PR 1KW		24.6243-1705.5	241231	TRW + EMot / - Halter + FSB
			→	☐; +PR 1KE		24.6243-1706.5	241232	TRW + EMot / - Halter + FSB
			→	☐; +PR 1KE		24.6243-1707.7	220979	TRW + EMot / - Halter + FSB
			→	☐; 8K-C-000001→; +PR 1KW / 2EH		24.6243-1708.5	241234	TRW + EMot / - Halter + FSB
			→	☐; 8K-C-000001→; +PR 1KW / 2EH		24.6243-1721.5	240782	TRW + EMot / - Halter + FSB
			→	☐; +PR 1KP		24.6243-1722.5	240783	TRW + EMot / - Halter + FSB
			→	☐; +PR 1KP				
1.8 TFSI	125	10/07→01/17	←	☐; +PR 1LD		24.3571-1771.5	241203	TRW - Halter
			←	☐; +PR 1LD		24.3571-1772.5	241204	TRW - Halter
			←	☐; 07/11→; +PR 1LA / 1LB		24.3571-1773.5	240625	TRW - Halter
			←	☐; 07/11→; +PR 1LA / 1LB		24.3571-1774.5	240626	TRW - Halter
			←	☐; 08/08→; +PR 1LJ		24.3571-1775.5	240627	TRW - Halter

↓








	kw			 	! #					
<b>AUDI - A5 (8T3) 06/07→01/17</b>										
 <b>Bremssattel</b>										
1.8 TFSI	125	10/07→01/17	←	☐; 08/08→; +PR 1LJ	24.3571-1776.5	240628	TRW - Halter			
			←	☐; +PR 1LT	24.3571-9755.5	241113	ATE - Halter			
			←	☐; +PR 1LT	24.3571-9756.5	241114	ATE - Halter			
			→	☐; → 8K-B-999999; +PR 1KW	24.6243-1703.5	241229	TRW + EMot / - Halter + FSB			
			→	☐; → 8K-B-999999; +PR 1KW	24.6243-1704.5	241230	TRW + EMot / - Halter + FSB			
			→	☐; +PR 1KE	24.6243-1705.5	241231	TRW + EMot / - Halter + FSB			
			→	☐; +PR 1KE	24.6243-1706.5	241232	TRW + EMot / - Halter + FSB			
			→	☐; 8K-C-000001→; +PR 1KW / 2EH	24.6243-1707.7	220979	TRW + EMot / - Halter + FSB			
			→	☐; 8K-C-000001→; +PR 1KW / 2EH	24.6243-1708.5	241234	TRW + EMot / - Halter + FSB			
			→	☐; +PR 1KP	24.6243-1721.5	240782	TRW + EMot / - Halter + FSB			
			→	☐; +PR 1KP	24.6243-1722.5	240783	TRW + EMot / - Halter + FSB			
1.8 TFSI 2.0 TDI 2.0 TDI quattro 2.0 TFSI 2.0 TFSI 2.0 TFSI quattro 2.0 TFSI quattro 3.0 TDI quattro 3.0 TFSI quattro	130 140 130 140 165 169 165 169 160 200	05/15→01/17 09/13→01/17 12/11→01/17 09/13→01/17 05/13→05/16 08/15→01/17 05/13→05/16 08/15→01/17 05/15→01/17 12/11→01/17	←	☐; +PR 1LD	24.3571-1771.5	241203	TRW - Halter			
			←	☐; +PR 1LD	24.3571-1772.5	241204	TRW - Halter			
			←	☐; +PR 1LA / 1LB	24.3571-1773.5	240625	TRW - Halter			
			←	☐; +PR 1LA / 1LB	24.3571-1774.5	240626	TRW - Halter			
			←	☐; +PR 1LJ	24.3571-1775.5	240627	TRW - Halter			
			←	☐; +PR 1LJ	24.3571-1776.5	240628	TRW - Halter			
			←	☐; +PR 1LT	24.3571-9755.5	241113	ATE - Halter			
			←	☐; +PR 1LT	24.3571-9756.5	241114	ATE - Halter			
			→	☐; +PR 1KE	24.6243-1705.5	241231	TRW + EMot / - Halter + FSB			
			→	☐; +PR 1KE	24.6243-1706.5	241232	TRW + EMot / - Halter + FSB			
			→	☐; +PR 1KW / 2EH	24.6243-1707.7	220979	TRW + EMot / - Halter + FSB			
			→	☐; +PR 1KW / 2EH	24.6243-1708.5	241234	TRW + EMot / - Halter + FSB			
			→	☐; +PR 1KP	24.6243-1721.5	240782	TRW + EMot / - Halter + FSB			
			→	☐; +PR 1KP	24.6243-1722.5	240783	TRW + EMot / - Halter + FSB			
			2.0 TDI	120	08/08→01/17	←	☐; 10/08→; +PR 1LD	24.3571-1771.5	241203	TRW - Halter
						←	☐; 10/08→; +PR 1LD	24.3571-1772.5	241204	TRW - Halter
←	☐; 07/11→; +PR 1LA / 1LB	24.3571-1773.5				240625	TRW - Halter			
←	☐; 07/11→; +PR 1LA / 1LB	24.3571-1774.5				240626	TRW - Halter			
←	☐; 10/08→; +PR 1LJ	24.3571-1775.5				240627	TRW - Halter			
←	☐; 10/08→; +PR 1LJ	24.3571-1776.5				240628	TRW - Halter			
←	☐; 10/08→; +PR 1LT	24.3571-9755.5				241113	ATE - Halter			
←	☐; 10/08→; +PR 1LT	24.3571-9756.5				241114	ATE - Halter			
→	☐; 10/08→; +PR 1KW; → 8K-B-999999	24.6243-1703.5				241229	TRW + EMot / - Halter + FSB			
→	☐; 10/08→; +PR 1KW; → 8K-B-999999	24.6243-1704.5				241230	TRW + EMot / - Halter + FSB			
→	☐; 10/08→; +PR 1KE	24.6243-1705.5				241231	TRW + EMot / - Halter + FSB			
→	☐; 10/08→; +PR 1KE	24.6243-1706.5				241232	TRW + EMot / - Halter + FSB			
→	☐; 8K-C-000001→; +PR 1KW / 2EH	24.6243-1707.7				220979	TRW + EMot / - Halter + FSB			
→	☐; 8K-C-000001→; +PR 1KW / 2EH	24.6243-1708.5				241234	TRW + EMot / - Halter + FSB			
→	☐; 10/08→; +PR 1KP	24.6243-1721.5	240782	TRW + EMot / - Halter + FSB						
→	☐; 10/08→; +PR 1KP	24.6243-1722.5	240783	TRW + EMot / - Halter + FSB						
2.0 TDI 3.0 TDI 3.0 TDI quattro	130 150 180	10/11→01/17 10/11→01/17 10/11→01/17	←	☐; +PR 1LD	24.3571-1771.5	241203	TRW - Halter			
			←	☐; +PR 1LD	24.3571-1772.5	241204	TRW - Halter			
			←	☐; +PR 1LA / 1LB	24.3571-1773.5	240625	TRW - Halter			
			←	☐; +PR 1LA / 1LB	24.3571-1774.5	240626	TRW - Halter			
			←	☐; +PR 1LJ	24.3571-1775.5	240627	TRW - Halter			
			←	☐; +PR 1LJ	24.3571-1776.5	240628	TRW - Halter			
			←	☐; +PR 1LT	24.3571-9755.5	241113	ATE - Halter			
			←	☐; +PR 1LT	24.3571-9756.5	241114	ATE - Halter			
			→	☐; → 8K-B-999999; +PR 1KW	24.6243-1703.5	241229	TRW + EMot / - Halter + FSB			
			→	☐; → 8K-B-999999; +PR 1KW	24.6243-1704.5	241230	TRW + EMot / - Halter + FSB			
→	☐; +PR 1KE	24.6243-1705.5	241231	TRW + EMot / - Halter + FSB						








↓












	kw			 	! #		
<b>AUDI - A5 (8T3) 06/07→01/17</b>							
 <b>Bremssattel</b>							
2.0 TDI	130	10/11→01/17	➡	☐; +PR 1KE		24.6243-1706.5 241232	TRW + EMot / - Halter + FSB
3.0 TDI	150	10/11→01/17	➡	☐; 8K-C-000001→; +PR 1KW / 2EH		24.6243-1707.7 220979	TRW + EMot / - Halter + FSB
3.0 TDI quattro	180	10/11→01/17	➡	☐; 8K-C-000001→; +PR 1KW / 2EH		24.6243-1708.5 241234	TRW + EMot / - Halter + FSB
			➡	☐; +PR 1KP		24.6243-1721.5 240782	TRW + EMot / - Halter + FSB
			➡	☐; +PR 1KP		24.6243-1722.5 240783	TRW + EMot / - Halter + FSB
2.0 TFSI quattro	162	03/12→01/17	⬅	☐; 05/13→; +PR 1LD		24.3571-1771.5 241203	TRW - Halter
			⬅	☐; 05/13→; +PR 1LD		24.3571-1772.5 241204	TRW - Halter
			⬅	☐; 05/13→; +PR 1LA / 1LB		24.3571-1773.5 240625	TRW - Halter
			⬅	☐; 05/13→; +PR 1LA / 1LB		24.3571-1774.5 240626	TRW - Halter
			⬅	☐; 05/13→; +PR 1LJ		24.3571-1775.5 240627	TRW - Halter
			⬅	☐; 05/13→; +PR 1LJ		24.3571-1776.5 240628	TRW - Halter
			⬅	☐; 05/13→; +PR 1LT		24.3571-9755.5 241113	ATE - Halter
			⬅	☐; 05/13→; +PR 1LT		24.3571-9756.5 241114	ATE - Halter
			➡	☐; 05/13→; +PR 1KE		24.6243-1705.5 241231	TRW + EMot / - Halter + FSB
			➡	☐; 05/13→; +PR 1KE		24.6243-1706.5 241232	TRW + EMot / - Halter + FSB
			➡	☐; 05/13→; +PR 1KW / 2EH		24.6243-1707.7 220979	TRW + EMot / - Halter + FSB
			➡	☐; 05/13→; +PR 1KW / 2EH		24.6243-1708.5 241234	TRW + EMot / - Halter + FSB
			➡	☐; 05/13→; +PR 1KP		24.6243-1721.5 240782	TRW + EMot / - Halter + FSB
			➡	☐; 05/13→; +PR 1KP		24.6243-1722.5 240783	TRW + EMot / - Halter + FSB
2.7 TDI	140	06/07→03/12	⬅	☐; +PR 1LD		24.3571-1771.5 241203	TRW - Halter
3.0 TDI quattro	176	06/07→03/12	⬅	☐; +PR 1LD		24.3571-1772.5 241204	TRW - Halter
3.2 FSI	195	06/07→03/12	⬅	☐; → 06/07; +PR 1LA		24.3571-1773.5 240625	TRW - Halter
3.2 FSI quattro	195	06/07→03/12	⬅	☐; 07/07→; +PR 1LA / 1LB		24.3571-1773.5 240625	TRW - Halter
			⬅	☐; 07/07→; +PR 1LA / 1LB		24.3571-1774.5 240626	TRW - Halter
			⬅	☐; → 06/07; +PR 1LA		24.3571-1774.5 240626	TRW - Halter
			⬅	☐; +PR 1LJ		24.3571-1775.5 240627	TRW - Halter
			⬅	☐; +PR 1LJ		24.3571-1776.5 240628	TRW - Halter
			⬅	☐; +PR 1LT		24.3571-9755.5 241113	ATE - Halter
			⬅	☐; +PR 1LT		24.3571-9756.5 241114	ATE - Halter
			➡	☐; → 8K-B-999999; +PR 1KW		24.6243-1703.5 241229	TRW + EMot / - Halter + FSB
			➡	☐; → 8K-B-999999; +PR 1KW		24.6243-1704.5 241230	TRW + EMot / - Halter + FSB
			➡	☐; +PR 1KE		24.6243-1705.5 241231	TRW + EMot / - Halter + FSB
			➡	☐; +PR 1KE		24.6243-1706.5 241232	TRW + EMot / - Halter + FSB
			➡	☐; 8K-C-000001→; +PR 1KW / 2EH		24.6243-1707.7 220979	TRW + EMot / - Halter + FSB
			➡	☐; 8K-C-000001→; +PR 1KW / 2EH		24.6243-1708.5 241234	TRW + EMot / - Halter + FSB
			➡	☐; +PR 1KP		24.6243-1721.5 240782	TRW + EMot / - Halter + FSB
			➡	☐; +PR 1KP		24.6243-1722.5 240783	TRW + EMot / - Halter + FSB
3.0 TDI quattro	155	03/08→05/10	⬅	☐; +PR 1LD		24.3571-1771.5 241203	TRW - Halter
			⬅	☐; +PR 1LD		24.3571-1772.5 241204	TRW - Halter
			⬅	☐; +PR 1LJ		24.3571-1775.5 240627	TRW - Halter
			⬅	☐; +PR 1LJ		24.3571-1776.5 240628	TRW - Halter
			⬅	☐; +PR 1LT		24.3571-9755.5 241113	ATE - Halter
			⬅	☐; +PR 1LT		24.3571-9756.5 241114	ATE - Halter
			➡	☐; → 8K-B-999999; +PR 1KW		24.6243-1703.5 241229	TRW + EMot / - Halter + FSB
			➡	☐; → 8K-B-999999; +PR 1KW		24.6243-1704.5 241230	TRW + EMot / - Halter + FSB
			➡	☐; +PR 1KE		24.6243-1705.5 241231	TRW + EMot / - Halter + FSB
			➡	☐; +PR 1KE		24.6243-1706.5 241232	TRW + EMot / - Halter + FSB
			➡	☐; 8K-C-000001→; +PR 1KW / 2EH		24.6243-1707.7 220979	TRW + EMot / - Halter + FSB
			➡	☐; 8K-C-000001→; +PR 1KW / 2EH		24.6243-1708.5 241234	TRW + EMot / - Halter + FSB
			➡	☐; +PR 1KP		24.6243-1721.5 240782	TRW + EMot / - Halter + FSB
			➡	☐; +PR 1KP		24.6243-1722.5 240783	TRW + EMot / - Halter + FSB
RS5 quattro	331	03/10→01/17	➡	☐; +PR GP1		24.6243-1705.5 241231	TRW + EMot / - Halter + FSB
↓							











	kW			 	! #			
<b>AUDI - A5 (8T3) 06/07→01/17</b>								
<b>Bremssattel</b>								
RS5 quattro	331	03/10→01/17	➡	☐; +PR GP1		24.6243-1706.5	241232	TRW + EMot / - Halter + FSB
			➡	☐; +PR 1KP		24.6243-1721.5	240782	TRW + EMot / - Halter + FSB
			➡	☐; +PR 1KP		24.6243-1722.5	240783	TRW + EMot / - Halter + FSB
S5 quattro	245	10/11→01/17	⬅	☐; +PR 1LJ / 1ZT		24.3571-1775.5	240627	TRW - Halter
			⬅	☐; +PR 1LJ / 1ZT		24.3571-1776.5	240628	TRW - Halter
			➡	☐; +PR 1KE		24.6243-1705.5	241231	TRW + EMot / - Halter + FSB
			➡	☐; +PR 1KE		24.6243-1706.5	241232	TRW + EMot / - Halter + FSB
			➡	☐; +PR 1KP		24.6243-1721.5	240782	TRW + EMot / - Halter + FSB
			➡	☐; +PR 1KP		24.6243-1722.5	240783	TRW + EMot / - Halter + FSB
S5 quattro	260	06/07→03/12	⬅	☐; 12/09→; +PR 1LJ / 1ZT		24.3571-1775.5	240627	TRW - Halter
			⬅	☐; 12/09→; +PR 1LJ / 1ZT		24.3571-1776.5	240628	TRW - Halter
			➡	☐; +PR 1KE		24.6243-1705.5	241231	TRW + EMot / - Halter + FSB
			➡	☐; +PR 1KE		24.6243-1706.5	241232	TRW + EMot / - Halter + FSB
			➡	☐; +PR 1KP		24.6243-1721.5	240782	TRW + EMot / - Halter + FSB
			➡	☐; +PR 1KP		24.6243-1722.5	240783	TRW + EMot / - Halter + FSB
<b>Halter, Bremssattel</b>								
1.8 TFSI	118	05/09→09/11	⬅	+PR 1LT	2	11.0230-0783.1	260133	ATE
1.8 TFSI	125	10/07→01/17						
1.8 TFSI	130	05/15→01/17						
2.0 TDI	125	08/08→03/12						
2.0 TDI	130	10/11→01/17						
2.0 TDI	140	09/13→01/17						
2.0 TDI quattro	125	08/08→03/12						
2.0 TDI quattro	130	12/11→01/17						
2.0 TDI quattro	140	09/13→01/17						
2.0 TFSI	132	11/08→03/12						
2.0 TFSI	155	06/08→11/13						
2.0 TFSI	165	05/13→05/16						
2.0 TFSI	169	08/15→01/17						
2.0 TFSI quattro	155	06/08→01/17						
2.0 TFSI quattro	165	05/13→05/16						
2.0 TFSI quattro	169	08/15→01/17						
2.7 TDI	120	09/07→03/12						
2.7 TDI	140	06/07→03/12						
3.0 TDI	150	10/11→01/17						
3.0 TDI quattro	155	03/08→05/10						
3.0 TDI quattro	160	05/15→01/17						
3.0 TDI quattro	176	06/07→03/12						
3.0 TDI quattro	180	10/11→01/17						
3.0 TFSI quattro	200	12/11→01/17						
3.2 FSI	195	06/07→03/12						
3.2 FSI quattro	195	06/07→03/12						
2.0 TDI	120	08/08→01/17	⬅	10/08→; +PR 1LT	2	11.0230-0783.1	260133	ATE
2.0 TFSI quattro	162	03/12→01/17	⬅	05/13→; +PR 1LT	2	11.0230-0783.1	260133	ATE
<b>Feder, Bremssattel</b>								
1.8 TFSI	118	05/09→09/11	⬅	+PR 1LT	2	11.8116-0351.1	390538	ATE
1.8 TFSI	125	10/07→01/17						
1.8 TFSI	130	05/15→01/17						
2.0 TDI	125	08/08→03/12						
2.0 TDI	130	10/11→01/17						
2.0 TDI	140	09/13→01/17						
2.0 TDI quattro	125	08/08→03/12						
2.0 TDI quattro	130	12/11→01/17						
2.0 TDI quattro	140	09/13→01/17						
2.0 TFSI	132	11/08→03/12						
2.0 TFSI	155	06/08→11/13						
2.0 TFSI	165	05/13→05/16						
2.0 TFSI	169	08/15→01/17						
2.0 TFSI quattro	155	06/08→01/17						
2.0 TFSI quattro	165	05/13→05/16						
2.0 TFSI quattro	169	08/15→01/17						
2.7 TDI	120	09/07→03/12						
2.7 TDI	140	06/07→03/12						
3.0 TDI	150	10/11→01/17						
3.0 TDI quattro	155	03/08→05/10						
3.0 TDI quattro	160	05/15→01/17						
3.0 TDI quattro	176	06/07→03/12						
3.0 TDI quattro	180	10/11→01/17						
3.0 TFSI quattro	200	12/11→01/17						
3.2 FSI	195	06/07→03/12						
3.2 FSI quattro	195	06/07→03/12						
↓								








	kw			 	! #		
<b>AUDI - A5 (8T3) 06/07→01/17</b>							
<b>Feder, Bremsattel</b>							
2.0 TDI	120	08/08→01/17	←	10/08→; +PR 1LT	2	11.8116-0351.1 390538	ATE
2.0 TFSI quattro	162	03/12→01/17	←	05/13→; +PR 1LT	2	11.8116-0351.1 390538	ATE
<b>Führungshülzensatz, Bremsattel</b>							
1.8 TFSI	118	05/09→09/11	←	+PR 1LT		11.0101-5409.2 260035	ATE
1.8 TFSI	125	10/07→01/17					
1.8 TFSI	130	05/15→01/17					
2.0 TDI	125	08/08→03/12					
2.0 TDI	130	10/11→01/17					
2.0 TDI	140	09/13→01/17					
2.0 TDI quattro	125	08/08→03/12					
2.0 TDI quattro	130	12/11→01/17					
2.0 TDI quattro	140	09/13→01/17					
2.0 TFSI	132	11/08→03/12					
2.0 TFSI	155	06/08→11/13					
2.0 TFSI	165	05/13→05/16					
2.0 TFSI	169	08/15→01/17					
2.0 TFSI quattro	155	06/08→01/17					
2.0 TFSI quattro	165	05/13→05/16					
2.0 TFSI quattro	169	08/15→01/17					
2.7 TDI	120	09/07→03/12					
2.7 TDI	140	06/07→03/12					
3.0 TDI	150	10/11→01/17					
3.0 TDI quattro	155	03/08→05/10					
3.0 TDI quattro	160	05/15→01/17					
3.0 TDI quattro	176	06/07→03/12					
3.0 TDI quattro	180	10/11→01/17					
3.0 TFSI quattro	200	12/11→01/17					
3.2 FSI	195	06/07→03/12					
3.2 FSI quattro	195	06/07→03/12					
2.0 TDI	120	08/08→01/17	←	10/08→; +PR 1LT		11.0101-5409.2 260035	ATE
2.0 TFSI quattro	162	03/12→01/17	←	05/13→; +PR 1LT		11.0101-5409.2 260035	ATE
<b>Führungsbolzen, Bremsattel</b>							
1.8 TFSI	118	05/09→09/11		+PR 1LT	2	11.8171-0008.1 990049	ATE
1.8 TFSI	125	10/07→01/17					
1.8 TFSI	130	05/15→01/17					
2.0 TDI	125	08/08→03/12					
2.0 TDI	130	10/11→01/17					
2.0 TDI	140	09/13→01/17					
2.0 TDI quattro	125	08/08→03/12					
2.0 TDI quattro	130	12/11→01/17					
2.0 TDI quattro	140	09/13→01/17					
2.0 TFSI	132	11/08→03/12					
2.0 TFSI	155	06/08→11/13					
2.0 TFSI	165	05/13→05/16					
2.0 TFSI	169	08/15→01/17					
2.0 TFSI quattro	155	06/08→01/17					
2.0 TFSI quattro	165	05/13→05/16					
2.0 TFSI quattro	169	08/15→01/17					
2.7 TDI	120	09/07→03/12					
2.7 TDI	140	06/07→03/12					
3.0 TDI	150	10/11→01/17					
3.0 TDI quattro	155	03/08→05/10					
3.0 TDI quattro	160	05/15→01/17					
3.0 TDI quattro	176	06/07→03/12					
3.0 TDI quattro	180	10/11→01/17					
3.0 TFSI quattro	200	12/11→01/17					
3.2 FSI	195	06/07→03/12					
3.2 FSI quattro	195	06/07→03/12					
2.0 TDI	120	08/08→01/17		10/08→; +PR 1LT	2	11.8171-0008.1 990049	ATE
2.0 TFSI quattro	162	03/12→01/17		05/13→; +PR 1LT	2	11.8171-0008.1 990049	ATE
<b>Bremsschlauch</b>							
1.8 TFSI	118	05/09→09/11	←		2	83.7713-0476.3 331116	L= 472
1.8 TFSI	125	10/07→01/17					
1.8 TFSI	130	05/15→01/17	→		2	24.5140-0396.3 331372	L= 396
2.0 TDI	125	08/08→03/12					
2.0 TDI	130	10/11→01/17					
2.0 TDI	140	09/13→01/17					
2.0 TDI quattro	125	08/08→03/12					
2.0 TDI quattro	130	12/11→01/17					
2.0 TDI quattro	140	09/13→01/17					
2.0 TFSI	132	11/08→03/12					
2.0 TFSI	155	06/08→11/13					
2.0 TFSI	165	05/13→05/16					
2.0 TFSI	169	08/15→01/17					
2.0 TFSI quattro	155	06/08→01/17					
2.0 TFSI quattro	165	05/13→05/16					
2.0 TFSI quattro	169	08/15→01/17					



















	kw			 	! #		
<b>AUDI - A5 (8T3) 06/07→01/17</b>							
 <b>Bremsschlauch</b>							
2.7 TDI	120	09/07→03/12	←		2	83.7713-0476.3 331116	L= 472
2.7 TDI	140	06/07→03/12					
3.0 TDI	150	10/11→01/17	→		2	24.5140-0396.3 331372	L= 396
3.0 TDI quattro	155	03/08→05/10					
3.0 TDI quattro	160	05/15→01/17					
3.0 TDI quattro	176	06/07→03/12					
3.0 TDI quattro	180	10/11→01/17					
3.0 TFSI quattro	200	12/11→01/17					
3.2 FSI	195	06/07→03/12					
3.2 FSI quattro	195	06/07→03/12					
S5 quattro	245	10/11→01/17					
S5 quattro	260	06/07→03/12					
2.0 TDI	120	08/08→01/17	←	10/08→	2	83.7713-0476.3 331116	L= 472
			→	10/08→	2	24.5140-0396.3 331372	L= 396
2.0 TFSI quattro	162	03/12→01/17	←	05/13→	2	83.7713-0476.3 331116	L= 472
			→	05/13→	2	24.5140-0396.3 331372	L= 396
RS5 quattro	331	03/10→01/17	→		2	24.5140-0396.3 331372	L= 396
<b>AUDI - A5 Cabriolet (8F7) 02/09→01/17</b>							
 <b>Bremssattel</b>							
1.8 TFSI	118	09/09→03/12	←	☐; +PR 1LD		24.3571-1771.5 241203	TRW - Halter
1.8 TFSI	125	09/11→03/16	←	☐; +PR 1LD		24.3571-1772.5 241204	TRW - Halter
2.0 TDI	120	05/09→06/14	←	☐; +PR 1LD		24.3571-1772.5 241204	TRW - Halter
2.0 TDI	125	05/09→03/12	←	☐; +PR 1LA / 1LB		24.3571-1773.5 240625	TRW - Halter
2.0 TDI	130	10/11→01/17	←	☐; +PR 1LA / 1LB		24.3571-1774.5 240626	TRW - Halter
2.0 TFSI	132	03/09→03/12	←	☐; +PR 1LA / 1LB		24.3571-1774.5 240626	TRW - Halter
2.0 TFSI	155	03/09→06/14	←	☐; +PR 1LJ		24.3571-1775.5 240627	TRW - Halter
2.0 TFSI quattro	155	03/09→01/17	←	☐; +PR 1LJ		24.3571-1775.5 240627	TRW - Halter
2.7 TDI	120	05/09→03/12	←	☐; +PR 1LJ		24.3571-1776.5 240628	TRW - Halter
2.7 TDI	140	03/09→03/12	←	☐; +PR 1LJ		24.3571-1776.5 240628	TRW - Halter
3.0 TDI	150	10/11→01/17	←	☐; +PR 1LT		24.3571-9755.5 241113	ATE - Halter
3.0 TDI quattro	180	10/11→01/17	←	☐; +PR 1LT		24.3571-9756.5 241114	ATE - Halter
3.2 FSI	195	03/09→03/12	→	☐; +PR 1KW / 2EH; → 8F-B-999999		24.6243-1703.5 241229	TRW + EMot / - Halter + FSB
3.2 FSI quattro	195	03/09→03/12	→	☐; +PR 1KW / 2EH; → 8F-B-999999		24.6243-1704.5 241230	TRW + EMot / - Halter + FSB
			→	☐; +PR 1KE		24.6243-1705.5 241231	TRW + EMot / - Halter + FSB
			→	☐; +PR 1KE		24.6243-1706.5 241232	TRW + EMot / - Halter + FSB
			→	☐; 8F-C-000001→; +PR 1KW / 2EH		24.6243-1707.7 220979	TRW + EMot / - Halter + FSB
			→	☐; 8F-C-000001→; +PR 1KW / 2EH		24.6243-1708.5 241234	TRW + EMot / - Halter + FSB
			→	☐; +PR 1KP		24.6243-1721.5 240782	TRW + EMot / - Halter + FSB
			→	☐; +PR 1KP		24.6243-1722.5 240783	TRW + EMot / - Halter + FSB
1.8 TFSI	130	05/15→01/17	←	☐; +PR 1LD		24.3571-1771.5 241203	TRW - Halter
2.0 TFSI	169	08/15→01/17	←	☐; +PR 1LD		24.3571-1772.5 241204	TRW - Halter
2.0 TFSI quattro	169	08/15→01/17	←	☐; +PR 1LD		24.3571-1772.5 241204	TRW - Halter
3.0 TDI quattro	160	05/15→01/17	←	☐; +PR 1LA / 1LB		24.3571-1773.5 240625	TRW - Halter
			←	☐; +PR 1LA / 1LB		24.3571-1774.5 240626	TRW - Halter
			←	☐; +PR 1LJ		24.3571-1775.5 240627	TRW - Halter
			←	☐; +PR 1LJ		24.3571-1776.5 240628	TRW - Halter
			←	☐; +PR 1LT		24.3571-9755.5 241113	ATE - Halter
			←	☐; +PR 1LT		24.3571-9756.5 241114	ATE - Halter
			→	☐; +PR 1KE		24.6243-1705.5 241231	TRW + EMot / - Halter + FSB
			→	☐; +PR 1KE		24.6243-1706.5 241232	TRW + EMot / - Halter + FSB
			→	☐; +PR 1KW / 2EH		24.6243-1707.7 220979	TRW + EMot / - Halter + FSB
			→	☐; +PR 1KW / 2EH		24.6243-1708.5 241234	TRW + EMot / - Halter + FSB
			→	☐; +PR 1KP		24.6243-1721.5 240782	TRW + EMot / - Halter + FSB
			→	☐; +PR 1KP		24.6243-1722.5 240783	TRW + EMot / - Halter + FSB
2.0 TDI	105	10/11→05/15	←	☐; 11/11→; +PR 1LD		24.3571-1771.5 241203	TRW - Halter
			←	☐; 11/11→; +PR 1LD		24.3571-1772.5 241204	TRW - Halter
			←	☐; 11/11→; +PR 1LA / 1LB		24.3571-1773.5 240625	TRW - Halter
			←	☐; 11/11→; +PR 1LA / 1LB		24.3571-1774.5 240626	TRW - Halter
			←	☐; 11/11→; +PR 1LJ		24.3571-1775.5 240627	TRW - Halter
			←	☐; 11/11→; +PR 1LJ		24.3571-1776.5 240628	TRW - Halter
			←	☐; 11/11→; +PR 1LT		24.3571-9755.5 241113	ATE - Halter










	kw			 	! #					
<b>AUDI - A5 Cabriolet (8F7) 02/09→01/17</b>										
 <b>Bremssattel</b>										
2.0 TDI	105	10/11→05/15	←	☐; 11/11→; +PR 1LT	24.3571-9756.5	241114	ATE - Halter			
			→	☐; 11/11→; +PR 1KW / 2EH	24.6243-1707.7	220979	TRW + EMot / - Halter + FSB			
			→	☐; 11/11→; +PR 1KW / 2EH	24.6243-1708.5	241234	TRW + EMot / - Halter + FSB			
			→	☐; 11/11→; +PR 1KP	24.6243-1721.5	240782	TRW + EMot / - Halter + FSB			
			→	☐; 11/11→; +PR 1KP	24.6243-1722.5	240783	TRW + EMot / - Halter + FSB			
2.0 TDI 2.0 TDI 2.0 TDI quattro 2.0 TDI quattro 2.0 TFSI 2.0 TFSI 2.0 TFSI quattro 3.0 TFSI quattro	110 140 130 140 162 165 165 200	05/13→01/17 09/13→01/17 01/12→05/15 09/13→01/17 05/13→12/14 05/13→05/16 05/13→05/16 11/11→01/17	←	☐; +PR 1LD	24.3571-1771.5	241203	TRW - Halter			
			←	☐; +PR 1LD	24.3571-1772.5	241204	TRW - Halter			
			←	☐; +PR 1LA / 1LB	24.3571-1773.5	240625	TRW - Halter			
			←	☐; +PR 1LA / 1LB	24.3571-1774.5	240626	TRW - Halter			
			←	☐; +PR 1LJ	24.3571-1775.5	240627	TRW - Halter			
			←	☐; +PR 1LJ	24.3571-1776.5	240628	TRW - Halter			
			←	☐; +PR 1LT	24.3571-9755.5	241113	ATE - Halter			
			←	☐; +PR 1LT	24.3571-9756.5	241114	ATE - Halter			
			→	☐; +PR 1KW / 2EH	24.6243-1707.7	220979	TRW + EMot / - Halter + FSB			
			→	☐; +PR 1KW / 2EH	24.6243-1708.5	241234	TRW + EMot / - Halter + FSB			
			→	☐; +PR 1KP	24.6243-1721.5	240782	TRW + EMot / - Halter + FSB			
			→	☐; +PR 1KP	24.6243-1722.5	240783	TRW + EMot / - Halter + FSB			
			2.0 TFSI quattro	162	03/12→01/17	←	☐; 05/13→; +PR 1LD	24.3571-1771.5	241203	TRW - Halter
						←	☐; 05/13→; +PR 1LD	24.3571-1772.5	241204	TRW - Halter
←	☐; 05/13→; +PR 1LA / 1LB	24.3571-1773.5				240625	TRW - Halter			
←	☐; 05/13→; +PR 1LA / 1LB	24.3571-1774.5				240626	TRW - Halter			
←	☐; 05/13→; +PR 1LJ	24.3571-1775.5				240627	TRW - Halter			
←	☐; 05/13→; +PR 1LJ	24.3571-1776.5				240628	TRW - Halter			
←	☐; 05/13→; +PR 1LT	24.3571-9755.5				241113	ATE - Halter			
←	☐; 05/13→; +PR 1LT	24.3571-9756.5				241114	ATE - Halter			
→	☐; 05/13→; +PR 1KW / 2EH	24.6243-1707.7				220979	TRW + EMot / - Halter + FSB			
→	☐; 05/13→; +PR 1KW / 2EH	24.6243-1708.5				241234	TRW + EMot / - Halter + FSB			
→	☐; 05/13→; +PR 1KP	24.6243-1721.5				240782	TRW + EMot / - Halter + FSB			
→	☐; 05/13→; +PR 1KP	24.6243-1722.5				240783	TRW + EMot / - Halter + FSB			
3.0 TDI quattro	176	03/09→03/12				←	☐; +PR 1LD	24.3571-1771.5	241203	TRW - Halter
			←	☐; +PR 1LD	24.3571-1772.5	241204	TRW - Halter			
			←	☐; 07/11→; +PR 1LA / 1LB	24.3571-1773.5	240625	TRW - Halter			
			←	☐; 07/11→; +PR 1LA / 1LB	24.3571-1774.5	240626	TRW - Halter			
			←	☐; +PR 1LJ	24.3571-1775.5	240627	TRW - Halter			
			←	☐; +PR 1LJ	24.3571-1776.5	240628	TRW - Halter			
			←	☐; +PR 1LT	24.3571-9755.5	241113	ATE - Halter			
			←	☐; +PR 1LT	24.3571-9756.5	241114	ATE - Halter			
			→	☐; +PR 1KW / 2EH; → 8F-B-999999	24.6243-1703.5	241229	TRW + EMot / - Halter + FSB			
			→	☐; +PR 1KW / 2EH; → 8F-B-999999	24.6243-1704.5	241230	TRW + EMot / - Halter + FSB			
			→	☐; +PR 1KE	24.6243-1705.5	241231	TRW + EMot / - Halter + FSB			
			→	☐; +PR 1KE	24.6243-1706.5	241232	TRW + EMot / - Halter + FSB			
			→	☐; 8F-C-000001→; +PR 1KW / 2EH	24.6243-1707.7	220979	TRW + EMot / - Halter + FSB			
			→	☐; 8F-C-000001→; +PR 1KW / 2EH	24.6243-1708.5	241234	TRW + EMot / - Halter + FSB			
→	☐; +PR 1KP	24.6243-1721.5	240782	TRW + EMot / - Halter + FSB						
→	☐; +PR 1KP	24.6243-1722.5	240783	TRW + EMot / - Halter + FSB						
S5 quattro	245	06/09→01/17	←	☐; +PR 1LJ / 1ZT	24.3571-1775.5	240627	TRW - Halter			
			←	☐; +PR 1LJ / 1ZT	24.3571-1776.5	240628	TRW - Halter			
			→	☐; +PR 1KE; → 8F-B-999999	24.6243-1705.5	241231	TRW + EMot / - Halter + FSB			
			→	☐; +PR 1KE; → 8F-B-999999	24.6243-1706.5	241232	TRW + EMot / - Halter + FSB			
			→	☐; +PR 1KP	24.6243-1721.5	240782	TRW + EMot / - Halter + FSB			
↓			→	☐; +PR 1KP	24.6243-1722.5	240783	TRW + EMot / - Halter + FSB			

	kw			 	! #		
<b>AUDI - A5 Cabriolet (8F7) 02/09→01/17</b>							
<b>Halter, Bremssattel</b>							
1.8 TFSI	118	09/09→03/12	←	+PR 1LT	2	11.0230-0783.1	260133 ATE
1.8 TFSI	125	09/11→03/16					
1.8 TFSI	130	05/15→01/17					
2.0 TDI	110	05/13→01/17					
2.0 TDI	120	05/09→06/14					
2.0 TDI	125	05/09→03/12					
2.0 TDI	130	10/11→01/17					
2.0 TDI	140	09/13→01/17					
2.0 TDI quattro	130	01/12→05/15					
2.0 TDI quattro	140	09/13→01/17					
2.0 TFSI	132	03/09→03/12					
2.0 TFSI	155	03/09→06/14					
2.0 TFSI	162	05/13→12/14					
2.0 TFSI	165	05/13→05/16					
2.0 TFSI	169	08/15→01/17					
2.0 TFSI quattro	155	03/09→01/17					
2.0 TFSI quattro	165	05/13→05/16					
2.0 TFSI quattro	169	08/15→01/17					
2.7 TDI	120	05/09→03/12					
2.7 TDI	140	03/09→03/12					
3.0 TDI	150	10/11→01/17					
3.0 TDI quattro	160	05/15→01/17					
3.0 TDI quattro	176	03/09→03/12					
3.0 TDI quattro	180	10/11→01/17					
3.0 TFSI quattro	200	11/11→01/17					
3.2 FSI	195	03/09→03/12					
3.2 FSI quattro	195	03/09→03/12					
2.0 TDI	105	10/11→05/15	←	11/11→; +PR 1LT	2	11.0230-0783.1	260133 ATE
2.0 TFSI quattro	162	03/12→01/17	←	05/13→; +PR 1LT	2	11.0230-0783.1	260133 ATE
<b>Feder, Bremssattel</b>							
1.8 TFSI	118	09/09→03/12		+PR 1LT	2	11.8116-0351.1	390538 ATE
1.8 TFSI	125	09/11→03/16					
1.8 TFSI	130	05/15→01/17					
2.0 TDI	110	05/13→01/17					
2.0 TDI	120	05/09→06/14					
2.0 TDI	125	05/09→03/12					
2.0 TDI	130	10/11→01/17					
2.0 TDI	140	09/13→01/17					
2.0 TDI quattro	130	01/12→05/15					
2.0 TDI quattro	140	09/13→01/17					
2.0 TFSI	132	03/09→03/12					
2.0 TFSI	155	03/09→06/14					
2.0 TFSI	162	05/13→12/14					
2.0 TFSI	165	05/13→05/16					
2.0 TFSI	169	08/15→01/17					
2.0 TFSI quattro	155	03/09→01/17					
2.0 TFSI quattro	165	05/13→05/16					
2.0 TFSI quattro	169	08/15→01/17					
2.7 TDI	120	05/09→03/12					
2.7 TDI	140	03/09→03/12					
3.0 TDI	150	10/11→01/17					
3.0 TDI quattro	160	05/15→01/17					
3.0 TDI quattro	176	03/09→03/12					
3.0 TDI quattro	180	10/11→01/17					
3.0 TFSI quattro	200	11/11→01/17					
3.2 FSI	195	03/09→03/12					
3.2 FSI quattro	195	03/09→03/12					
2.0 TDI	105	10/11→05/15		11/11→; +PR 1LT	2	11.8116-0351.1	390538 ATE
2.0 TFSI quattro	162	03/12→01/17		05/13→; +PR 1LT	2	11.8116-0351.1	390538 ATE
<b>Führungshülzensatz, Bremssattel</b>							
1.8 TFSI	118	09/09→03/12	←	+PR 1LT		11.0101-5409.2	260035 ATE
1.8 TFSI	125	09/11→03/16					
1.8 TFSI	130	05/15→01/17					
2.0 TDI	110	05/13→01/17					
2.0 TDI	120	05/09→06/14					
2.0 TDI	125	05/09→03/12					
2.0 TDI	130	10/11→01/17					
2.0 TDI	140	09/13→01/17					
2.0 TDI quattro	130	01/12→05/15					
2.0 TDI quattro	140	09/13→01/17					
2.0 TFSI	132	03/09→03/12					
2.0 TFSI	155	03/09→06/14					
2.0 TFSI	162	05/13→12/14					
2.0 TFSI	165	05/13→05/16					
2.0 TFSI	169	08/15→01/17					
2.0 TFSI quattro	155	03/09→01/17					
2.0 TFSI quattro	165	05/13→05/16					
2.0 TFSI quattro	169	08/15→01/17					
2.7 TDI	120	05/09→03/12					
↓							

	kW			 	! #		
<b>AUDI - A5 Cabriolet (8F7) 02/09→01/17</b>							
<b>Führungshülzensatz, Bremsattel</b>							
2.7 TDI	140	03/09→03/12	←	+PR 1LT		11.0101-5409.2 260035	ATE
3.0 TDI	150	10/11→01/17					
3.0 TDI quattro	160	05/15→01/17					
3.0 TDI quattro	176	03/09→03/12					
3.0 TDI quattro	180	10/11→01/17					
3.0 TFSI quattro	200	11/11→01/17					
3.2 FSI	195	03/09→03/12					
3.2 FSI quattro	195	03/09→03/12					
2.0 TDI	105	10/11→05/15	←	11/11→; +PR 1LT		11.0101-5409.2 260035	ATE
2.0 TFSI quattro	162	03/12→01/17	←	05/13→; +PR 1LT		11.0101-5409.2 260035	ATE
<b>Führungsbolzen, Bremsattel</b>							
1.8 TFSI	118	09/09→03/12		+PR 1LT	2	11.8171-0008.1 990049	ATE
1.8 TFSI	125	09/11→03/16					
1.8 TFSI	130	05/15→01/17					
2.0 TDI	110	05/13→01/17					
2.0 TDI	120	05/09→06/14					
2.0 TDI	125	05/09→03/12					
2.0 TDI	130	10/11→01/17					
2.0 TDI	140	09/13→01/17					
2.0 TDI quattro	130	01/12→05/15					
2.0 TDI quattro	140	09/13→01/17					
2.0 TFSI	132	03/09→03/12					
2.0 TFSI	155	03/09→06/14					
2.0 TFSI	162	05/13→12/14					
2.0 TFSI	165	05/13→05/16					
2.0 TFSI	169	08/15→01/17					
2.0 TFSI quattro	155	03/09→01/17					
2.0 TFSI quattro	165	05/13→05/16					
2.0 TFSI quattro	169	08/15→01/17					
2.7 TDI	120	05/09→03/12					
2.7 TDI	140	03/09→03/12					
3.0 TDI	150	10/11→01/17					
3.0 TDI quattro	160	05/15→01/17					
3.0 TDI quattro	176	03/09→03/12					
3.0 TDI quattro	180	10/11→01/17					
3.0 TFSI quattro	200	11/11→01/17					
3.2 FSI	195	03/09→03/12					
3.2 FSI quattro	195	03/09→03/12					
2.0 TDI	105	10/11→05/15		11/11→; +PR 1LT	2	11.8171-0008.1 990049	ATE
2.0 TFSI quattro	162	03/12→01/17		05/13→; +PR 1LT	2	11.8171-0008.1 990049	ATE
<b> Bremsschlauch</b>							
1.8 TFSI	118	09/09→03/12	←		2	83.7713-0476.3 331116	L= 472
1.8 TFSI	125	09/11→03/16					
1.8 TFSI	130	05/15→01/17	→		2	24.5140-0396.3 331372	L= 396
2.0 TDI	110	05/13→01/17					
2.0 TDI	120	05/09→06/14					
2.0 TDI	125	05/09→03/12					
2.0 TDI	130	10/11→01/17					
2.0 TDI	140	09/13→01/17					
2.0 TDI quattro	130	01/12→05/15					
2.0 TDI quattro	140	09/13→01/17					
2.0 TFSI	132	03/09→03/12					
2.0 TFSI	162	05/13→12/14					
2.0 TFSI	165	05/13→05/16					
2.0 TFSI	169	08/15→01/17					
2.0 TFSI quattro	155	03/09→01/17					
2.0 TFSI quattro	165	05/13→05/16					
2.0 TFSI quattro	169	08/15→01/17					
2.7 TDI	120	05/09→03/12					
2.7 TDI	140	03/09→03/12					
3.0 TDI	150	10/11→01/17					
3.0 TDI quattro	160	05/15→01/17					
3.0 TDI quattro	176	03/09→03/12					
3.0 TDI quattro	180	10/11→01/17					
3.0 TFSI quattro	200	11/11→01/17					
3.2 FSI	195	03/09→03/12					
3.2 FSI quattro	195	03/09→03/12					
S5 quattro	245	06/09→01/17					
2.0 TDI	105	10/11→05/15	←	11/11→	2	83.7713-0476.3 331116	L= 472
			→	11/11→	2	24.5140-0396.3 331372	L= 396
2.0 TFSI	155	03/09→06/14	←	+PR 1LT	2	83.7713-0476.3 331116	L= 472
			→	+PR 1LT	2	24.5140-0396.3 331372	L= 396
2.0 TFSI quattro	162	03/12→01/17	←	05/13→	2	83.7713-0476.3 331116	L= 472
			→	05/13→	2	24.5140-0396.3 331372	L= 396
RS5 quattro	331	11/12→08/15	→	02/13→	2	24.5140-0396.3 331372	L= 396

	kw			 	! #		
<b>AUDI - A5 Sportback (8TA) 07/07→01/17</b>							
<b> Bremssattel</b>							
1.8 TFSI	106	09/14→01/17	←	☐; +PR 1LD		24.3571-1771.5 241203	TRW - Halter
1.8 TFSI	130	05/15→01/17	←	☐; +PR 1LD		24.3571-1772.5 241204	TRW - Halter
2.0 TDI	110	05/13→01/17	←	☐; +PR 1LD		24.3571-1773.5 240625	TRW - Halter
2.0 TDI	140	09/13→01/17	←	☐; +PR 1LA / 1LB		24.3571-1773.5 240625	TRW - Halter
2.0 TDI quattro	130	12/11→01/17	←	☐; +PR 1LA / 1LB		24.3571-1774.5 240626	TRW - Halter
2.0 TDI quattro	140	09/13→01/17	←	☐; +PR 1LA / 1LB		24.3571-1774.5 240626	TRW - Halter
2.0 TFSI	165	05/13→05/16	←	☐; +PR 1LJ		24.3571-1775.5 240627	TRW - Halter
2.0 TFSI	169	08/15→01/17	←	☐; +PR 1LJ		24.3571-1776.5 240628	TRW - Halter
2.0 TFSI quattro	165	05/13→05/16	←	☐; +PR 1LJ		24.3571-1776.5 240628	TRW - Halter
2.0 TFSI quattro	169	08/15→01/17	←	☐; +PR 1LT		24.3571-9755.5 241113	ATE - Halter
3.0 TDI quattro	160	05/15→01/17	←	☐; +PR 1LT		24.3571-9756.5 241114	ATE - Halter
3.0 TFSI quattro	200	12/11→01/17	←	☐; +PR 1LT		24.3571-9756.5 241114	ATE - Halter
			→	☐; +PR 1KE		24.6243-1705.5 241231	TRW + EMot / - Halter + FSB
			→	☐; +PR 1KE		24.6243-1706.5 241232	TRW + EMot / - Halter + FSB
			→	☐; +PR 1KW / 2EH		24.6243-1707.7 220979	TRW + EMot / - Halter + FSB
			→	☐; +PR 1KW / 2EH		24.6243-1708.5 241234	TRW + EMot / - Halter + FSB
			→	☐; +PR 1KP		24.6243-1721.5 240782	TRW + EMot / - Halter + FSB
			→	☐; +PR 1KP		24.6243-1722.5 240783	TRW + EMot / - Halter + FSB
1.8 TFSI	118	11/09→09/11	←	☐; +PR 1LD		24.3571-1771.5 241203	TRW - Halter
2.0 TDI	100	09/09→01/17	←	☐; +PR 1LD		24.3571-1772.5 241204	TRW - Halter
2.0 TDI	105	09/09→01/17	←	☐; +PR 1LD		24.3571-1772.5 241204	TRW - Halter
2.0 TDI	120	09/09→01/17	←	☐; 07/11→; +PR 1LA / 1LB		24.3571-1773.5 240625	TRW - Halter
2.0 TDI	125	09/09→03/12	←	☐; 07/11→; +PR 1LA / 1LB		24.3571-1774.5 240626	TRW - Halter
2.0 TDI quattro	125	09/09→03/12	←	☐; 07/11→; +PR 1LA / 1LB		24.3571-1774.5 240626	TRW - Halter
2.0 TFSI	132	09/09→06/14	←	☐; +PR 1LJ		24.3571-1775.5 240627	TRW - Halter
2.0 TFSI	155	09/09→11/13	←	☐; +PR 1LJ		24.3571-1776.5 240628	TRW - Halter
2.0 TFSI quattro	155	09/09→01/17	←	☐; +PR 1LJ		24.3571-1776.5 240628	TRW - Halter
2.7 TDI	120	09/09→03/12	←	☐; +PR 1LT		24.3571-9755.5 241113	ATE - Halter
			←	☐; +PR 1LT		24.3571-9756.5 241114	ATE - Halter
			→	☐; → 8K-B-999999; +PR 1KW		24.6243-1703.5 241229	TRW + EMot / - Halter + FSB
			→	☐; → 8K-B-999999; +PR 1KW		24.6243-1704.5 241230	TRW + EMot / - Halter + FSB
			→	☐; +PR 1KE		24.6243-1705.5 241231	TRW + EMot / - Halter + FSB
			→	☐; +PR 1KE		24.6243-1706.5 241232	TRW + EMot / - Halter + FSB
			→	☐; 8K-C-000001→; +PR 1KW / 2EH		24.6243-1707.7 220979	TRW + EMot / - Halter + FSB
			→	☐; 8K-C-000001→; +PR 1KW / 2EH		24.6243-1708.5 241234	TRW + EMot / - Halter + FSB
			→	☐; +PR 1KP		24.6243-1721.5 240782	TRW + EMot / - Halter + FSB
			→	☐; +PR 1KP		24.6243-1722.5 240783	TRW + EMot / - Halter + FSB
1.8 TFSI	125	08/11→01/17	←	☐; +PR 1LD		24.3571-1771.5 241203	TRW - Halter
2.0 TDI	130	10/11→01/17	←	☐; +PR 1LD		24.3571-1772.5 241204	TRW - Halter
2.7 TDI	140	09/09→03/12	←	☐; +PR 1LD		24.3571-1772.5 241204	TRW - Halter
3.0 TDI	150	10/11→01/17	←	☐; +PR 1LA / 1LB		24.3571-1773.5 240625	TRW - Halter
3.0 TDI quattro	176	09/09→03/12	←	☐; +PR 1LA / 1LB		24.3571-1774.5 240626	TRW - Halter
3.0 TDI quattro	180	10/11→01/17	←	☐; +PR 1LA / 1LB		24.3571-1774.5 240626	TRW - Halter
3.2 FSI quattro	195	09/09→03/12	←	☐; +PR 1LJ		24.3571-1775.5 240627	TRW - Halter
			←	☐; +PR 1LJ		24.3571-1776.5 240628	TRW - Halter
			←	☐; +PR 1LT		24.3571-9755.5 241113	ATE - Halter
			←	☐; +PR 1LT		24.3571-9756.5 241114	ATE - Halter
			→	☐; → 8K-B-999999; +PR 1KW		24.6243-1703.5 241229	TRW + EMot / - Halter + FSB
			→	☐; → 8K-B-999999; +PR 1KW		24.6243-1704.5 241230	TRW + EMot / - Halter + FSB
			→	☐; +PR 1KE		24.6243-1705.5 241231	TRW + EMot / - Halter + FSB
			→	☐; +PR 1KE		24.6243-1706.5 241232	TRW + EMot / - Halter + FSB
			→	☐; 8K-C-000001→; +PR 1KW / 2EH		24.6243-1707.7 220979	TRW + EMot / - Halter + FSB
			→	☐; 8K-C-000001→; +PR 1KW / 2EH		24.6243-1708.5 241234	TRW + EMot / - Halter + FSB
			→	☐; +PR 1KP		24.6243-1721.5 240782	TRW + EMot / - Halter + FSB
			→	☐; +PR 1KP		24.6243-1722.5 240783	TRW + EMot / - Halter + FSB
S5 quattro	245	01/10→01/17	←	☐; +PR 1LJ / 1ZT		24.3571-1775.5 240627	TRW - Halter
			←	☐; +PR 1LJ / 1ZT		24.3571-1776.5 240628	TRW - Halter
			→	☐; +PR 1KE		24.6243-1705.5 241231	TRW + EMot / - Halter + FSB
			→	☐; +PR 1KE		24.6243-1706.5 241232	TRW + EMot / - Halter + FSB
			→	☐; +PR 1KP		24.6243-1721.5 240782	TRW + EMot / - Halter + FSB
			→	☐; +PR 1KP		24.6243-1722.5 240783	TRW + EMot / - Halter + FSB

↓

	kW			 	! #		
<b>AUDI - A5 Sportback (8TA) 07/07→01/17</b>							
<b>Halter, Bremssattel</b>							
1.8 TFSI	106	09/14→01/17	←	+PR 1LT	2	11.0230-0783.1	260133 ATE
1.8 TFSI	118	11/09→09/11					
1.8 TFSI	125	08/11→01/17					
1.8 TFSI	130	05/15→01/17					
2.0 TDI	100	09/09→01/17					
2.0 TDI	105	09/09→01/17					
2.0 TDI	110	05/13→01/17					
2.0 TDI	120	09/09→01/17					
2.0 TDI	125	09/09→03/12					
2.0 TDI	130	10/11→01/17					
2.0 TDI	140	09/13→01/17					
2.0 TDI quattro	125	09/09→03/12					
2.0 TDI quattro	130	12/11→01/17					
2.0 TDI quattro	140	09/13→01/17					
2.0 TFSI	132	09/09→06/14					
2.0 TFSI	155	09/09→11/13					
2.0 TFSI	165	05/13→05/16					
2.0 TFSI	169	08/15→01/17					
2.0 TFSI quattro	155	09/09→01/17					
2.0 TFSI quattro	165	05/13→05/16					
2.0 TFSI quattro	169	08/15→01/17					
2.7 TDI	120	09/09→03/12					
2.7 TDI	140	09/09→03/12					
3.0 TDI	150	10/11→01/17					
3.0 TDI quattro	160	05/15→01/17					
3.0 TDI quattro	176	09/09→03/12					
3.0 TDI quattro	180	10/11→01/17					
3.0 TFSI quattro	200	12/11→01/17					
3.2 FSI quattro	195	09/09→03/12					
<b>Feder, Bremssattel</b>							
1.8 TFSI	106	09/14→01/17	←	+PR 1LT	2	11.8116-0351.1	390538 ATE
1.8 TFSI	118	11/09→09/11					
1.8 TFSI	125	08/11→01/17					
1.8 TFSI	130	05/15→01/17					
2.0 TDI	100	09/09→01/17					
2.0 TDI	105	09/09→01/17					
2.0 TDI	110	05/13→01/17					
2.0 TDI	120	09/09→01/17					
2.0 TDI	125	09/09→03/12					
2.0 TDI	130	10/11→01/17					
2.0 TDI	140	09/13→01/17					
2.0 TDI quattro	125	09/09→03/12					
2.0 TDI quattro	130	12/11→01/17					
2.0 TDI quattro	140	09/13→01/17					
2.0 TFSI	132	09/09→06/14					
2.0 TFSI	155	09/09→11/13					
2.0 TFSI	165	05/13→05/16					
2.0 TFSI	169	08/15→01/17					
2.0 TFSI quattro	155	09/09→01/17					
2.0 TFSI quattro	165	05/13→05/16					
2.0 TFSI quattro	169	08/15→01/17					
2.7 TDI	120	09/09→03/12					
2.7 TDI	140	09/09→03/12					
3.0 TDI	150	10/11→01/17					
3.0 TDI quattro	160	05/15→01/17					
3.0 TDI quattro	176	09/09→03/12					
3.0 TDI quattro	180	10/11→01/17					
3.0 TFSI quattro	200	12/11→01/17					
3.2 FSI quattro	195	09/09→03/12					
<b>Führungshülzensatz, Bremssattel</b>							
1.8 TFSI	106	09/14→01/17	←	+PR 1LT		11.0101-5409.2	260035 ATE
1.8 TFSI	118	11/09→09/11					
1.8 TFSI	125	08/11→01/17					
1.8 TFSI	130	05/15→01/17					
2.0 TDI	100	09/09→01/17					
2.0 TDI	105	09/09→01/17					
2.0 TDI	110	05/13→01/17					
2.0 TDI	120	09/09→01/17					
2.0 TDI	125	09/09→03/12					
2.0 TDI	130	10/11→01/17					
2.0 TDI	140	09/13→01/17					
2.0 TDI quattro	125	09/09→03/12					
2.0 TDI quattro	130	12/11→01/17					
2.0 TDI quattro	140	09/13→01/17					
2.0 TFSI	132	09/09→06/14					
2.0 TFSI	155	09/09→11/13					
2.0 TFSI	165	05/13→05/16					
2.0 TFSI	169	08/15→01/17					
2.0 TFSI quattro	155	09/09→01/17					
2.0 TFSI quattro	165	05/13→05/16					
2.0 TFSI quattro	169	08/15→01/17					
↓							



### AUDI - A5 Sportback (8TA) 07/07→01/17

#### Führungshülzensatz, Bremsattel

2.7 TDI	120	09/09→03/12	←	+PR 1LT		11.0101-5409.2	260035	ATE
2.7 TDI	140	09/09→03/12						
3.0 TDI	150	10/11→01/17						
3.0 TDI quattro	160	05/15→01/17						
3.0 TDI quattro	176	09/09→03/12						
3.0 TDI quattro	180	10/11→01/17						
3.0 TFSI quattro	200	12/11→01/17						
3.2 FSI quattro	195	09/09→03/12						

#### Führungsbolzen, Bremsattel

1.8 TFSI	106	09/14→01/17		+PR 1LT	2	11.8171-0008.1	990049	ATE
1.8 TFSI	118	11/09→09/11						
1.8 TFSI	125	08/11→01/17						
1.8 TFSI	130	05/15→01/17						
2.0 TDI	100	09/09→01/17						
2.0 TDI	105	09/09→01/17						
2.0 TDI	110	05/13→01/17						
2.0 TDI	120	09/09→01/17						
2.0 TDI	125	09/09→03/12						
2.0 TDI	130	10/11→01/17						
2.0 TDI	140	09/13→01/17						
2.0 TDI quattro	125	09/09→03/12						
2.0 TDI quattro	130	12/11→01/17						
2.0 TDI quattro	140	09/13→01/17						
2.0 TFSI	132	09/09→06/14						
2.0 TFSI	155	09/09→11/13						
2.0 TFSI	165	05/13→05/16						
2.0 TFSI	169	08/15→01/17						
2.0 TFSI quattro	155	09/09→01/17						
2.0 TFSI quattro	165	05/13→05/16						
2.0 TFSI quattro	169	08/15→01/17						
2.7 TDI	120	09/09→03/12						
2.7 TDI	140	09/09→03/12						
3.0 TDI	150	10/11→01/17						
3.0 TDI quattro	160	05/15→01/17						
3.0 TDI quattro	176	09/09→03/12						
3.0 TDI quattro	180	10/11→01/17						
3.0 TFSI quattro	200	12/11→01/17						
3.2 FSI quattro	195	09/09→03/12						








#### Bremsschlauch

1.8 TFSI	106	09/14→01/17	←		2	83.7713-0476.3	331116	L= 472
1.8 TFSI	118	11/09→09/11						
1.8 TFSI	125	08/11→01/17	→					
1.8 TFSI	130	05/15→01/17						
2.0 TDI	100	09/09→01/17						
2.0 TDI	105	09/09→01/17						
2.0 TDI	110	05/13→01/17						
2.0 TDI	120	09/09→01/17						
2.0 TDI	125	09/09→03/12						
2.0 TDI	130	10/11→01/17						
2.0 TDI	140	09/13→01/17						
2.0 TDI quattro	125	09/09→03/12						
2.0 TDI quattro	130	12/11→01/17						
2.0 TDI quattro	140	09/13→01/17						
2.0 TFSI	132	09/09→06/14						
2.0 TFSI	155	09/09→11/13						
2.0 TFSI	165	05/13→05/16						
2.0 TFSI	169	08/15→01/17						
2.0 TFSI quattro	155	09/09→01/17						
2.0 TFSI quattro	165	05/13→05/16						
2.0 TFSI quattro	169	08/15→01/17						
2.7 TDI	120	09/09→03/12						
2.7 TDI	140	09/09→03/12						
3.0 TDI	150	10/11→01/17						
3.0 TDI quattro	160	05/15→01/17						
3.0 TDI quattro	176	09/09→03/12						
3.0 TDI quattro	180	10/11→01/17						
3.0 TFSI quattro	200	12/11→01/17						
3.2 FSI quattro	195	09/09→03/12						
S5 quattro	245	01/10→01/17						

### AUDI - A6 Allroad C6 (4FH) 03/06→08/11








#### Bremsattel









2.7 TDI quattro	120	05/06→08/11	←	☐; → 05/11; +PR 1LG		24.3606-9953.5	241125	ATE - Halter
3.0 TDI quattro	155	05/06→08/11						
			←	☐; → 05/11; +PR 1LG		24.3606-9954.5	241126	ATE - Halter
			←	☐; → 05/11; +PR 1ZL		24.3606-9961.5	240970	ATE - Halter
			←	☐; → 05/11; +PR 1ZL		24.3606-9962.5	240971	ATE - Halter
			→	☐; → 4F-7-032500; +PR 1KD		24.6241-1701.5	240990	TRW + EMot / - Halter + FSB
↓								








	kw					! #		
<b>AUDI - A6 Allroad C6 (4FH) 03/06→08/11</b>								
<b>Bremssattel</b>								
2.7 TDI quattro 3.0 TDI quattro	120 155	05/06→08/11 05/06→08/11	→	☐; → 4F-7-032500; +PR 1KD		24.6241-1702.5	240991	TRW + EMot / - Halter + FSB
			→	☐; 4F-7-032501→; → 05/11; +PR 1KD		24.6241-1707.5	241225	TRW + EMot / - Halter + FSB
			→	☐; 4F-7-032501→; → 05/11; +PR 1KD		24.6241-1708.5	241226	TRW + EMot / - Halter + FSB
			→	☐; → 4F-7-032500; +PR 1KW / 2EE		24.6243-1701.5	241227	TRW + EMot / - Halter + FSB
			→	☐; → 4F-7-032500; +PR 1KW / 2EE		24.6243-1702.5	241228	TRW + EMot / - Halter + FSB
			→	☐; 4F-7-032501→; → 05/11; +PR 1KW / 2EE		24.6243-1709.5	241235	TRW + EMot / - Halter + FSB
			→	☐; 4F-7-032501→; → 05/11; +PR 1KW / 2EE		24.6243-1710.5	241236	TRW + EMot / - Halter + FSB
2.7 TDI quattro 3.0 TDI quattro 3.2 FSI quattro 4.2 FSI quattro	132 171 188 257	03/06→10/08 05/06→10/08 05/06→10/08 05/06→12/10	←	☐; +PR 1LG		24.3606-9953.5	241125	ATE - Halter
			←	☐; +PR 1LG		24.3606-9954.5	241126	ATE - Halter
			←	☐; +PR 1ZL		24.3606-9961.5	240970	ATE - Halter
			←	☐; +PR 1ZL		24.3606-9962.5	240971	ATE - Halter
			→	☐; → 4F-7-032500; +PR 1KD		24.6241-1701.5	240990	TRW + EMot / - Halter + FSB
			→	☐; → 4F-7-032500; +PR 1KD		24.6241-1702.5	240991	TRW + EMot / - Halter + FSB
			→	☐; 4F-7-032501→; +PR 1KD		24.6241-1707.5	241225	TRW + EMot / - Halter + FSB
			→	☐; 4F-7-032501→; +PR 1KD		24.6241-1708.5	241226	TRW + EMot / - Halter + FSB
			→	☐; → 4F-7-032500; +PR 1KW / 2EE		24.6243-1701.5	241227	TRW + EMot / - Halter + FSB
			→	☐; → 4F-7-032500; +PR 1KW / 2EE		24.6243-1702.5	241228	TRW + EMot / - Halter + FSB
			→	☐; 4F-7-032501→; +PR 1KW / 2EE		24.6243-1709.5	241235	TRW + EMot / - Halter + FSB
			→	☐; 4F-7-032501→; +PR 1KW / 2EE		24.6243-1710.5	241236	TRW + EMot / - Halter + FSB
2.7 TDI quattro 3.0 TDI quattro 3.0 TFSI quattro	140 176 213	10/08→08/11 10/08→08/11 10/08→08/11	←	☐; → 05/11; +PR 1LG		24.3606-9953.5	241125	ATE - Halter
			←	☐; → 05/11; +PR 1LG		24.3606-9954.5	241126	ATE - Halter
			←	☐; → 05/11; +PR 1ZL		24.3606-9961.5	240970	ATE - Halter
			←	☐; → 05/11; +PR 1ZL		24.3606-9962.5	240971	ATE - Halter
			→	☐; → 05/11; +PR 1KD		24.6241-1707.5	241225	TRW + EMot / - Halter + FSB
			→	☐; → 05/11; +PR 1KD		24.6241-1708.5	241226	TRW + EMot / - Halter + FSB
			→	☐; → 05/11; +PR 1KW / 2EE		24.6243-1709.5	241235	TRW + EMot / - Halter + FSB
			→	☐; → 05/11; +PR 1KW / 2EE		24.6243-1710.5	241236	TRW + EMot / - Halter + FSB
<b>Halter, Bremssattel</b>								
2.7 TDI quattro 2.7 TDI quattro 3.0 TDI quattro 3.0 TDI quattro 3.0 TFSI quattro	120 140 155 176 213	05/06→08/11 10/08→08/11 05/06→08/11 10/08→08/11 10/08→08/11	←	→ 05/11; +PR 1ZL		11.0230-0663.1	260131	ATE
			←	→ 05/11; +PR 1LG		11.0230-0807.1	260134	ATE
2.7 TDI quattro 3.0 TDI quattro 3.2 FSI quattro 4.2 FSI quattro	132 171 188 257	03/06→10/08 05/06→10/08 05/06→10/08 05/06→12/10	←	+PR 1ZL		11.0230-0663.1	260131	ATE
			←	+PR 1LG		11.0230-0807.1	260134	ATE
<b>Feder, Bremssattel</b>								
2.7 TDI quattro 2.7 TDI quattro 3.0 TDI quattro 3.0 TDI quattro 3.0 TFSI quattro	120 140 155 176 213	05/06→08/11 10/08→08/11 05/06→08/11 10/08→08/11 10/08→08/11	←	→ 05/11; +PR 1ZL	2	11.8116-0410.2	390589	ATE
			←	→ 05/11; +PR 1LG	2	11.8116-0410.2	390589	ATE
2.7 TDI quattro 3.0 TDI quattro 3.2 FSI quattro 4.2 FSI quattro	132 171 188 257	03/06→10/08 05/06→10/08 05/06→10/08 05/06→12/10	←	+PR 1ZL	2	11.8116-0410.2	390589	ATE
			←	+PR 1LG	2	11.8116-0410.2	390589	ATE
<b>Führungshülzensatz, Bremssattel</b>								
2.7 TDI quattro 2.7 TDI quattro 3.0 TDI quattro 3.0 TDI quattro 3.0 TFSI quattro	120 140 155 176 213	05/06→08/11 10/08→08/11 05/06→08/11 10/08→08/11 10/08→08/11	←	→ 05/11; +PR 1LG		11.0101-5409.2	260035	ATE
			←	→ 05/11; +PR 1ZL		11.0101-5409.2	260035	ATE
2.7 TDI quattro 3.0 TDI quattro 3.2 FSI quattro 4.2 FSI quattro	132 171 188 257	03/06→10/08 05/06→10/08 05/06→10/08 05/06→12/10	←	+PR 1LG		11.0101-5409.2	260035	ATE
			←	+PR 1ZL		11.0101-5409.2	260035	ATE
<b>Führungsbolzen, Bremssattel</b>								
2.7 TDI quattro 2.7 TDI quattro	120 140	05/06→08/11 10/08→08/11		→ 05/11; +PR 1LG	2	11.8171-0008.1	990049	ATE
				→ 05/11; +PR 1ZL	2	11.8171-0008.1	990049	ATE



















	kW					! #		
<b>AUDI - A6 Allroad C6 (4FH) 03/06→08/11</b>								
<b>Führungsbolzen, Bremssattel</b>								
3.0 TDI quattro	155	05/06→08/11		→ 05/11; +PR 1LG	2	11.8171-0008.1	990049	ATE
3.0 TDI quattro	176	10/08→08/11		→ 05/11; +PR 1ZL	2	11.8171-0008.1	990049	ATE
3.0 TFSI quattro	213	10/08→08/11						
2.7 TDI quattro	132	03/06→10/08		+PR 1LG	2	11.8171-0008.1	990049	ATE
3.0 TDI quattro	171	05/06→10/08		+PR 1ZL	2	11.8171-0008.1	990049	ATE
3.2 FSI quattro	188	05/06→10/08						
4.2 FSI quattro	257	05/06→12/10						
<b>Dichtungssatz, Bremssattel</b>								
2.7 TDI quattro	120	05/06→08/11	←	→ 05/11; +PR 1LG		11.0441-6008.2	250038	ATE für Kolben-Ø [mm]: 60
2.7 TDI quattro	140	10/08→08/11						
3.0 TDI quattro	155	05/06→08/11	←	→ 05/11; +PR 1ZL		11.0441-6008.2	250038	ATE für Kolben-Ø [mm]: 60
3.0 TDI quattro	176	10/08→08/11						
3.0 TFSI quattro	213	10/08→08/11						
2.7 TDI quattro	132	03/06→10/08	←	+PR 1LG		11.0441-6008.2	250038	ATE für Kolben-Ø [mm]: 60
3.0 TDI quattro	171	05/06→10/08						
3.2 FSI quattro	188	05/06→10/08	←	+PR 1ZL		11.0441-6008.2	250038	ATE für Kolben-Ø [mm]: 60
4.2 FSI quattro	257	05/06→12/10						
<b>Bremsschlauch</b>								
2.7 TDI quattro	120	05/06→08/11	←	→ 05/11	2	83.7813-0315.3	330870	L= 315
2.7 TDI quattro	140	10/08→08/11						
3.0 TDI quattro	155	05/06→08/11	→	→ 05/11	2	24.5125-0323.3	330911	L= 323
3.0 TDI quattro	176	10/08→08/11						
3.0 TFSI quattro	213	10/08→08/11						
2.7 TDI quattro	132	03/06→10/08	←		2	83.7813-0315.3	330870	L= 315
3.0 TDI quattro	171	05/06→10/08						
3.2 FSI quattro	188	05/06→10/08	→		2	24.5125-0323.3	330911	L= 323
4.2 FSI quattro	257	05/06→12/10						
<b>AUDI - A6 Allroad C7 (4GH, 4GJ) 01/12→09/18</b>								
<b>Bremssattel</b>								
3.0 TDI quattro	140	11/15→09/18	←	☐; +PR 1ZK		24.3426-9905.5	240950	ATE - Halter
3.0 TDI quattro	150	01/12→12/14	←	☐; +PR 1LL		24.3426-9905.5	240950	ATE - Halter
3.0 TDI quattro	155	09/14→09/18						
3.0 TDI quattro	160	09/14→09/18	←	☐; +PR 1ZK		24.3426-9906.5	240951	ATE - Halter
3.0 TDI quattro	180	01/12→06/16						
3.0 TDI quattro	200	09/14→09/18	←	☐; +PR 1LL		24.3426-9906.5	240951	ATE - Halter
3.0 TDI quattro	230	01/12→12/14	←	☐; +PR 1LJ		24.3606-1713.5	240892	TRW - Halter
3.0 TDI quattro	235	01/12→09/18						
3.0 TFSI quattro	228	01/12→12/14	←	☐; +PR 1LJ		24.3606-1714.5	240893	TRW - Halter
3.0 TFSI quattro	245	09/14→09/18	→	☐; +PR 2EA		24.6243-1723.5	240798	TRW + EMot / - Halter + FSB
			→	☐; +PR 2EA		24.6243-1724.5	240799	TRW + EMot / - Halter + FSB
<b>Führungshülzensatz, Bremssattel</b>								
3.0 TDI quattro	140	11/15→09/18	←	+PR 1ZK		11.0101-7001.2	260139	ATE
3.0 TDI quattro	150	01/12→12/14						
3.0 TDI quattro	155	09/14→09/18	←	+PR 1LL		11.0101-7001.2	260139	ATE
3.0 TDI quattro	160	09/14→09/18						
3.0 TDI quattro	180	01/12→06/16						
3.0 TDI quattro	200	09/14→09/18						
3.0 TDI quattro	230	01/12→12/14						
3.0 TDI quattro	235	01/12→09/18						
3.0 TFSI quattro	228	01/12→12/14						
3.0 TFSI quattro	245	09/14→09/18						
<b>Führungsbolzen, Bremssattel</b>								
3.0 TDI quattro	140	11/15→09/18		+PR 1ZK		11.8171-0096.1	250155	ATE
3.0 TDI quattro	150	01/12→12/14						
3.0 TDI quattro	155	09/14→09/18		+PR 1LL		11.8171-0096.1	250155	ATE
3.0 TDI quattro	160	09/14→09/18						
3.0 TDI quattro	180	01/12→06/16						
3.0 TDI quattro	200	09/14→09/18						
3.0 TDI quattro	230	01/12→12/14						
3.0 TDI quattro	235	01/12→09/18						
3.0 TFSI quattro	228	01/12→12/14						
3.0 TFSI quattro	245	09/14→09/18						
<b>Bremsschlauch</b>								
3.0 TDI quattro	140	11/15→09/18	←		2	24.5140-0650.3	331500	L= 650
3.0 TDI quattro	150	01/12→12/14						
3.0 TDI quattro	155	09/14→09/18						
3.0 TDI quattro	160	09/14→09/18						
3.0 TDI quattro	180	01/12→06/16						
3.0 TDI quattro	200	09/14→09/18						
3.0 TDI quattro	230	01/12→12/14						
3.0 TDI quattro	235	01/12→09/18						
3.0 TFSI quattro	228	01/12→12/14						
3.0 TFSI quattro	245	09/14→09/18						

	kw			 	! #			
<b>AUDI - A6 C4 (4A2) 06/94→10/97</b>								
<b> Bremssattel</b>								
1.8	92	12/95→10/97	←	☐		24.3571-8505.5	240489	ATE - Halter
1.9 TDI	66	06/94→10/97	←	☐		24.3571-8506.5	240490	ATE - Halter
2.0	74	06/94→10/97	←	☐				
2.0	79	06/94→07/95	→	☐		24.3384-1709.5	240257	TRW - Halter
2.0	85	06/94→10/97	→	☐				
2.0 16V	103	06/94→10/97	→	☐		24.3384-1710.5	240258	TRW - Halter
2.3	98	06/94→12/95						
2.5 TDI	85	06/94→10/97						
1.8 quattro	92	12/95→10/97	←	☐		24.3571-8505.5	240489	ATE - Halter
2.0 16V quattro	103	06/94→10/97	←	☐		24.3571-8506.5	240490	ATE - Halter
			→	☐		24.3384-1703.5	240055	TRW - Halter
			→	☐		24.3384-1704.5	240056	TRW - Halter
2.3 quattro	98	06/94→12/95	←	☐; 08/94→		24.3571-8505.5	240489	ATE - Halter
			←	☐; 08/94→		24.3571-8506.5	240490	ATE - Halter
			→	☐; 08/94→		24.3384-1703.5	240055	TRW - Halter
			→	☐; 08/94→		24.3384-1704.5	240056	TRW - Halter
2.5 TDI	103	08/94→10/97	←	☐; 10/94→		24.3571-8507.5	240555	ATE - Halter
			←	☐; 10/94→		24.3571-8508.5	240556	ATE - Halter
			→	☐		24.3384-1709.5	240257	TRW - Halter
			→	☐		24.3384-1710.5	240258	TRW - Halter
2.5 TDI quattro	103	10/95→10/97	←	☐		24.3571-8507.5	240555	ATE - Halter
2.6 quattro	110	06/94→10/97	←	☐		24.3571-8508.5	240556	ATE - Halter
2.8 quattro	128	06/94→10/97	←	☐				
2.8 quattro	142	12/95→10/97	→	☐		24.3384-1703.5	240055	TRW - Halter
			→	☐		24.3384-1704.5	240056	TRW - Halter
2.6	110	06/94→10/97	←	☐		24.3571-8507.5	240555	ATE - Halter
2.8	128	06/94→10/97	←	☐		24.3571-8508.5	240556	ATE - Halter
2.8	142	12/95→10/97	←	☐				
			→	☐		24.3384-1709.5	240257	TRW - Halter
			→	☐		24.3384-1710.5	240258	TRW - Halter
S6 4.2 quattro	213	06/94→10/97	→	☐; 09/94→		24.3434-1701.5	240357	TRW - Halter
			→	☐; 09/94→		24.3434-1702.5	240358	TRW - Halter
S6 Turbo quattro	169	06/94→10/97	→	☐		24.3434-1701.5	240357	TRW - Halter
			→	☐		24.3434-1702.5	240358	TRW - Halter
<b>Halter, Bremssattel</b>								
2.5 TDI	103	08/94→10/97	←	10/94→	2	11.8170-0306.1	260102	ATE
2.5 TDI quattro	103	10/95→10/97	←		2	11.8170-0306.1	260102	ATE
2.6	110	06/94→10/97						
2.6 quattro	110	06/94→10/97						
2.8	128	06/94→10/97						
2.8	142	12/95→10/97						
2.8 quattro	128	06/94→10/97						
2.8 quattro	142	12/95→10/97						
<b>Feder, Bremssattel</b>								
1.8	92	12/95→10/97	←		2	11.8116-0143.1	390513	ATE
1.8 quattro	92	12/95→10/97						
1.9 TDI	66	06/94→10/97						
2.0	74	06/94→10/97						
2.0	79	06/94→07/95						
2.0	85	06/94→10/97						
2.0 16V	103	06/94→10/97						
2.0 16V quattro	103	06/94→10/97						
2.3	98	06/94→12/95						
2.5 TDI	85	06/94→10/97						
2.5 TDI quattro	103	10/95→10/97						
2.6	110	06/94→10/97						
2.6 quattro	110	06/94→10/97						
2.8	128	06/94→10/97						
2.8	142	12/95→10/97						
2.8 quattro	128	06/94→10/97						
2.8 quattro	142	12/95→10/97						
2.3 quattro	98	06/94→12/95	←	08/94→	2	11.8116-0143.1	390513	ATE
2.5 TDI	103	08/94→10/97	←	10/94→	2	11.8116-0143.1	390513	ATE
<b>Führungshülzensatz, Bremssattel</b>								
1.8	92	12/95→10/97	←			11.0101-5409.2	260035	ATE
1.8 quattro	92	12/95→10/97						
↓								

	kW			 	! #		
<b>AUDI - A6 C4 (4A2) 06/94→10/97</b>							
<b>Führungshülzensatz, Bremsattel</b>							
1.9 TDI	66	06/94→10/97	←			11.0101-5409.2 260035	ATE
2.0	74	06/94→10/97					
2.0	79	06/94→07/95					
2.0	85	06/94→10/97					
2.0 16V	103	06/94→10/97					
2.0 16V quattro	103	06/94→10/97					
2.3	98	06/94→12/95					
2.5 TDI	85	06/94→10/97					
2.5 TDI quattro	103	10/95→10/97					
2.6	110	06/94→10/97					
2.6 quattro	110	06/94→10/97					
2.8	128	06/94→10/97					
2.8	142	12/95→10/97					
2.8 quattro	128	06/94→10/97					
2.8 quattro	142	12/95→10/97					
2.3 quattro	98	06/94→12/95	←	08/94→		11.0101-5409.2 260035	ATE
2.5 TDI	103	08/94→10/97	←	10/94→		11.0101-5409.2 260035	ATE
S6 4.2 quattro	213	06/94→10/97	→	09/94→		11.0101-5403.2 260010	TRW
S6 Turbo quattro	169	06/94→10/97	→			11.0101-5403.2 260010	TRW
<b>Führungsbolzen, Bremsattel</b>							
1.8	92	12/95→10/97	←		2	11.8171-0008.1 990049	ATE
1.9 TDI	66	06/94→10/97					
2.0	74	06/94→10/97					
2.0	79	06/94→07/95					
2.0	85	06/94→10/97					
2.0 16V	103	06/94→10/97					
2.3	98	06/94→12/95					
2.5 TDI	85	06/94→10/97					
2.6	110	06/94→10/97					
2.8	128	06/94→10/97					
2.8	142	12/95→10/97					
1.8 quattro	92	12/95→10/97			2	11.8171-0008.1 990049	ATE
2.0 16V quattro	103	06/94→10/97					
2.5 TDI quattro	103	10/95→10/97					
2.6 quattro	110	06/94→10/97					
2.8 quattro	128	06/94→10/97					
2.8 quattro	142	12/95→10/97					
2.3 quattro	98	06/94→12/95		08/94→	2	11.8171-0008.1 990049	ATE
2.5 TDI	103	08/94→10/97	←	10/94→	2	11.8171-0008.1 990049	ATE
<b>Dichtungssatz, Bremsattel</b>							
1.8	92	12/95→10/97	←			11.0441-5704.2 250034	ATE
1.8 quattro	92	12/95→10/97					
1.9 TDI	66	06/94→10/97					
2.0	74	06/94→10/97					
2.0	79	06/94→07/95					
2.0	85	06/94→10/97					
2.0 16V	103	06/94→10/97					
2.0 16V quattro	103	06/94→10/97					
2.3	98	06/94→12/95					
2.5 TDI	85	06/94→10/97					
2.5 TDI quattro	103	10/95→10/97					
2.6	110	06/94→10/97					
2.6 quattro	110	06/94→10/97					
2.8	128	06/94→10/97					
2.8	142	12/95→10/97					
2.8 quattro	128	06/94→10/97					
2.8 quattro	142	12/95→10/97					
2.3 quattro	98	06/94→12/95	←	08/94→		11.0441-5704.2 250034	ATE
2.5 TDI	103	08/94→10/97	←	10/94→		11.0441-5704.2 250034	ATE
<b>Bremsschlauch</b>							
1.8	92	12/95→10/97	←		2	24.5237-0273.3 331444	L= 270
1.9 TDI	66	06/94→10/97					
2.0	74	06/94→10/97	→	am Bremsattel	2	24.5204-0180.3 331461	L= 180
2.0	79	06/94→07/95				83.6104-0180.3 330510	L= 180
2.0	85	06/94→10/97					
2.0 16V	103	06/94→10/97					
2.3	98	06/94→12/95					
2.5 TDI	85	06/94→10/97					
2.5 TDI	103	08/94→10/97					
2.6	110	06/94→10/97					
2.8	128	06/94→10/97					
2.8	142	12/95→10/97					
1.8 quattro	92	12/95→10/97	←		2	24.5237-0273.3 331444	L= 270
2.0 16V quattro	103	06/94→10/97					
2.5 TDI quattro	103	10/95→10/97	→		2	24.5113-0209.3 331300	L= 209
↓							

	kw			 	! #		
<b>AUDI - A6 C4 (4A2) 06/94→10/97</b>							
<b>Bremsschlauch</b>							
2.6 quattro	110	06/94→10/97	←		2	24.5237-0273.3 331444	L= 270
2.8 quattro	128	06/94→10/97	→		2	24.5113-0209.3 331300	L= 209
2.8 quattro	142	12/95→10/97					
S6 Turbo quattro	169	06/94→10/97					
2.3 quattro	98	06/94→12/95	←	08/94→	2	24.5237-0273.3 331444	L= 270
			→	08/94→	2	24.5113-0209.3 331300	L= 209
S6 4.2 quattro	213	06/94→10/97	←	09/94→	2	24.5237-0273.3 331444	L= 270
			→	09/94→	2	24.5113-0209.3 331300	L= 209
S6 Plus quattro	240	04/96→10/97	←	06/96→	2	24.5237-0273.3 331444	L= 270
			→	06/96→	2	24.5113-0209.3 331300	L= 209
<b>AUDI - A6 C4 Avant (4A5) 06/94→12/97</b>							
<b>Bremssattel</b>							
1.8	92	12/95→12/97	←	☐		24.3571-8505.5 240489	ATE - Halter
1.9 TDI	66	06/94→12/97	←	☐		24.3571-8506.5 240490	ATE - Halter
2.0	74	06/94→12/97	←	☐		24.3384-1709.5 240257	TRW - Halter
2.0	85	06/94→12/97	→	☐		24.3384-1710.5 240258	TRW - Halter
2.0 16V	103	06/94→12/97	→	☐		24.3384-1703.5 240055	TRW - Halter
2.3	98	06/94→12/95	→	☐		24.3384-1710.5 240258	TRW - Halter
2.5 TDI	85	06/94→12/97	→	☐		24.3384-1703.5 240055	TRW - Halter
1.8 quattro 2.0 16V quattro	92 103	12/95→12/97 06/94→12/97	←	☐		24.3571-8505.5 240489	ATE - Halter
			←	☐		24.3571-8506.5 240490	ATE - Halter
			→	☐		24.3384-1703.5 240055	TRW - Halter
			→	☐		24.3384-1704.5 240056	TRW - Halter
2.3 quattro	98	06/94→12/95	←	☐; 08/94→		24.3571-8505.5 240489	ATE - Halter
			←	☐; 08/94→		24.3571-8506.5 240490	ATE - Halter
			→	☐; 08/94→		24.3384-1703.5 240055	TRW - Halter
			→	☐; 08/94→		24.3384-1704.5 240056	TRW - Halter
2.5 TDI	103	08/94→12/97	←	☐; 10/94→		24.3571-8507.5 240555	ATE - Halter
			←	☐; 10/94→		24.3571-8508.5 240556	ATE - Halter
			→	☐		24.3384-1709.5 240257	TRW - Halter
			→	☐		24.3384-1710.5 240258	TRW - Halter
2.5 TDI quattro 2.6 quattro 2.8 quattro 2.8 quattro	103 110 128 142	07/95→12/97 06/94→12/97 06/94→12/97 12/95→12/97	←	☐		24.3571-8507.5 240555	ATE - Halter
			←	☐		24.3571-8508.5 240556	ATE - Halter
			→	☐		24.3384-1703.5 240055	TRW - Halter
			→	☐		24.3384-1704.5 240056	TRW - Halter
2.6 2.8 2.8	110 128 142	06/94→12/97 06/94→12/97 12/95→12/97	←	☐		24.3571-8507.5 240555	ATE - Halter
			←	☐		24.3571-8508.5 240556	ATE - Halter
			→	☐		24.3384-1709.5 240257	TRW - Halter
			→	☐		24.3384-1710.5 240258	TRW - Halter
S6 4.2 quattro	213	06/94→12/97	→	☐; 09/94→		24.3434-1701.5 240357	TRW - Halter
			→	☐; 09/94→		24.3434-1702.5 240358	TRW - Halter
S6 Turbo quattro	169	06/94→12/97	→	☐		24.3434-1701.5 240357	TRW - Halter
			→	☐		24.3434-1702.5 240358	TRW - Halter
<b>Halter, Bremssattel</b>							
2.5 TDI	103	08/94→12/97	←	10/94→	2	11.8170-0306.1 260102	ATE
2.5 TDI quattro	103	07/95→12/97	←		2	11.8170-0306.1 260102	ATE
2.6	110	06/94→12/97					
2.6 quattro	110	06/94→12/97					
2.8	128	06/94→12/97					
2.8	142	12/95→12/97					
2.8 quattro	128	06/94→12/97					
2.8 quattro	142	12/95→12/97					
<b>Feder, Bremssattel</b>							
1.8	92	12/95→12/97	←		2	11.8116-0143.1 390513	ATE
1.8 quattro	92	12/95→12/97					
1.9 TDI	66	06/94→12/97					
2.0	74	06/94→12/97					
2.0	85	06/94→12/97					
2.0 16V	103	06/94→12/97					
2.0 16V quattro	103	06/94→12/97					
↓							

	kw			 	! #		
<b>AUDI - A6 C4 Avant (4A5) 06/94→12/97</b>							
<b>Feder, Bremssattel</b>							
2.3	98	06/94→12/95	←		2	11.8116-0143.1 390513	ATE
2.5 TDI	85	06/94→12/97					
2.5 TDI quattro	103	07/95→12/97					
2.6	110	06/94→12/97					
2.6 quattro	110	06/94→12/97					
2.8	128	06/94→12/97					
2.8	142	12/95→12/97					
2.8 quattro	128	06/94→12/97					
2.8 quattro	142	12/95→12/97					
2.3 quattro	98	06/94→12/95	←	08/94→	2	11.8116-0143.1 390513	ATE
2.5 TDI	103	08/94→12/97	←	10/94→	2	11.8116-0143.1 390513	ATE
<b>Führungshülzensatz, Bremssattel</b>							
1.8	92	12/95→12/97	←			11.0101-5409.2 260035	ATE
1.8 quattro	92	12/95→12/97					
1.9 TDI	66	06/94→12/97					
2.0	74	06/94→12/97					
2.0	85	06/94→12/97					
2.0 16V	103	06/94→12/97					
2.0 16V quattro	103	06/94→12/97					
2.3	98	06/94→12/95					
2.5 TDI	85	06/94→12/97					
2.5 TDI quattro	103	07/95→12/97					
2.6	110	06/94→12/97					
2.6 quattro	110	06/94→12/97					
2.8	128	06/94→12/97					
2.8	142	12/95→12/97					
2.8 quattro	128	06/94→12/97					
2.8 quattro	142	12/95→12/97					
2.3 quattro	98	06/94→12/95	←	08/94→		11.0101-5409.2 260035	ATE
2.5 TDI	103	08/94→12/97	←	10/94→		11.0101-5409.2 260035	ATE
S6 4.2 quattro	213	06/94→12/97	→	09/94→		11.0101-5403.2 260010	TRW
S6 Turbo quattro	169	06/94→12/97	→			11.0101-5403.2 260010	TRW
<b>Führungsbolzen, Bremssattel</b>							
1.8	92	12/95→12/97	←		2	11.8171-0008.1 990049	ATE
1.9 TDI	66	06/94→12/97					
2.0	74	06/94→12/97					
2.0	85	06/94→12/97					
2.0 16V	103	06/94→12/97					
2.3	98	06/94→12/95					
2.5 TDI	85	06/94→12/97					
2.6	110	06/94→12/97					
2.8	128	06/94→12/97					
2.8	142	12/95→12/97					
1.8 quattro	92	12/95→12/97			2	11.8171-0008.1 990049	ATE
2.0 16V quattro	103	06/94→12/97					
2.5 TDI quattro	103	07/95→12/97					
2.6 quattro	110	06/94→12/97					
2.8 quattro	128	06/94→12/97					
2.8 quattro	142	12/95→12/97					
2.3 quattro	98	06/94→12/95		08/94→	2	11.8171-0008.1 990049	ATE
2.5 TDI	103	08/94→12/97	←	10/94→	2	11.8171-0008.1 990049	ATE
<b>Dichtungssatz, Bremssattel</b>							
1.8	92	12/95→12/97	←			11.0441-5704.2 250034	ATE
1.8 quattro	92	12/95→12/97					
1.9 TDI	66	06/94→12/97					
2.0	74	06/94→12/97					
2.0	85	06/94→12/97					
2.0 16V	103	06/94→12/97					
2.0 16V quattro	103	06/94→12/97					
2.3	98	06/94→12/95					
2.5 TDI	85	06/94→12/97					
2.5 TDI quattro	103	07/95→12/97					
2.6	110	06/94→12/97					
2.6 quattro	110	06/94→12/97					
2.8	128	06/94→12/97					
2.8	142	12/95→12/97					
2.8 quattro	128	06/94→12/97					
2.8 quattro	142	12/95→12/97					
2.3 quattro	98	06/94→12/95	←	08/94→		11.0441-5704.2 250034	ATE
2.5 TDI	103	08/94→12/97	←	10/94→		11.0441-5704.2 250034	ATE
<b>Bremsschlauch</b>							
1.8	92	12/95→12/97	←		2	24.5237-0273.3 331444	L= 270
↓							

**AUDI - A6 C4 Avant (4A5) 06/94→12/97**

**Bremsschlauch**

1.9 TDI	66	06/94→12/97	➔	am Bremssattel	2	24.5204-0180.3	331461	L= 180
2.0	74	06/94→12/97				83.6104-0180.3	330510	L= 180
2.0	85	06/94→12/97						
2.0 16V	103	06/94→12/97						
2.3	98	06/94→12/95						
2.5 TDI	85	06/94→12/97						
2.5 TDI	103	08/94→12/97						
2.6	110	06/94→12/97						
2.8	128	06/94→12/97						
2.8	142	12/95→12/97						
1.8 quattro	92	12/95→12/97	➔		2	24.5237-0273.3	331444	L= 270
2.0 16V quattro	103	06/94→12/97						
2.5 TDI quattro	103	07/95→12/97	➔		2	24.5113-0209.3	331300	L= 209
2.6 quattro	110	06/94→12/97						
2.8 quattro	128	06/94→12/97						
2.8 quattro	142	12/95→12/97						
S6 Turbo quattro	169	06/94→12/97						
2.3 quattro	98	06/94→12/95	➔	08/94→	2	24.5237-0273.3	331444	L= 270
			➔	08/94→	2	24.5113-0209.3	331300	L= 209
S6 4.2 quattro	213	06/94→12/97	➔	09/94→	2	24.5237-0273.3	331444	L= 270
			➔	09/94→	2	24.5113-0209.3	331300	L= 209
S6 Plus quattro	240	04/96→12/97	➔	06/96→	2	24.5237-0273.3	331444	L= 270
			➔	06/96→	2	24.5113-0209.3	331300	L= 209









**AUDI - A6 C5 (4B2) 01/97→12/05**








**Bremssattel**

1.8	92	07/97→01/05	➔	☐; → 4B-2-031500; +PR 1LF / 1LT		11.9571-9835.2	220427	ATE - Halter
1.8 T	132	12/97→01/05						
1.9 TDI	81	04/97→10/00	➔	☐; 4B-2-031501→; +PR 1LF / 1LT		11.9571-9835.2	220427	ATE - Halter
1.9 TDI	85	07/00→01/05	➔	☐; 4B-2-031501→; +PR 1LF / 1LT		11.9571-9836.2	220428	ATE - Halter
1.9 TDI	96	08/01→01/05						
2.0	96	08/01→01/05	➔	☐; → 4B-2-031500; +PR 1LF / 1LT		11.9571-9836.2	220428	ATE - Halter
2.4	100	07/98→01/05						
2.4	125	08/01→01/05	➔	☐; → 4B-2-031500; +PR 1LB / 1LE		24.3571-8521.5	240495	ATE - Halter
2.5 TDI	110	07/97→01/05	➔	☐; 4B-2-031501→; +PR 1LB / 1LE		24.3571-8521.5	240495	ATE - Halter
2.5 TDI	114	08/01→01/05						
2.5 TDI	120	07/02→01/05	➔	☐; 4B-2-031501→; +PR 1LB / 1LE		24.3571-8522.5	240496	ATE - Halter
2.5 TDI	132	02/00→01/05	➔	☐; → 4B-2-031500; +PR 1LB / 1LE		24.3571-8522.5	240496	ATE - Halter
2.8	132	10/97→05/00						
2.8	140	07/99→01/05	➔	☐		24.3384-1731.5	240818	TRW - Halter
			➔	☐		24.3384-1732.5	240819	TRW - Halter
1.8 T	110	01/97→01/05	➔	☐; 04/97→; → 4B-2-031500;		11.9571-9835.2	220427	ATE - Halter
2.4	115	02/97→01/05		+PR 1LF / 1LT				
2.4	120	02/97→01/05	➔	☐; 4B-2-031501→; +PR 1LF / 1LT		11.9571-9835.2	220427	ATE - Halter
2.4	121	02/97→01/05						
2.8	142	02/97→01/05	➔	☐; 4B-2-031501→; +PR 1LF / 1LT		11.9571-9836.2	220428	ATE - Halter
			➔	☐; 04/97→; → 4B-2-031500;		11.9571-9836.2	220428	ATE - Halter
				+PR 1LF / 1LT				
			➔	☐; 4B-2-031501→; +PR 1LB / 1LE		24.3571-8521.5	240495	ATE - Halter
			➔	☐; 04/97→; → 4B-2-031500;		24.3571-8521.5	240495	ATE - Halter
				+PR 1LB / 1LE				
			➔	☐; 04/97→; → 4B-2-031500;		24.3571-8522.5	240496	ATE - Halter
				+PR 1LB / 1LE				
			➔	☐; 4B-2-031501→; +PR 1LB / 1LE		24.3571-8522.5	240496	ATE - Halter
			➔	☐; 04/97→		24.3384-1731.5	240818	TRW - Halter
			➔	☐; 04/97→		24.3384-1732.5	240819	TRW - Halter
1.8 T quattro	110	02/97→01/05	➔	☐; 04/97→; → 4B-2-031500;		11.9571-9835.2	220427	ATE - Halter
2.4 quattro	120	02/97→01/05		+PR 1LF / 1LT				
2.4 quattro	121	02/97→01/05	➔	☐; 4B-2-031501→; +PR 1LF / 1LT		11.9571-9835.2	220427	ATE - Halter
2.8 quattro	142	02/97→01/05	➔	☐; 4B-2-031501→; +PR 1LF / 1LT		11.9571-9836.2	220428	ATE - Halter
			➔	☐; 04/97→; → 4B-2-031500;		11.9571-9836.2	220428	ATE - Halter
				+PR 1LF / 1LT				
			➔	☐; 4B-2-031501→; +PR 1LB / 1LE		24.3571-8521.5	240495	ATE - Halter
			➔	☐; 04/97→; → 4B-2-031500;		24.3571-8521.5	240495	ATE - Halter
				+PR 1LB / 1LE				
			➔	☐; 04/97→; → 4B-2-031500;		24.3571-8522.5	240496	ATE - Halter
				+PR 1LB / 1LE				
			➔	☐; 4B-2-031501→; +PR 1LB / 1LE		24.3571-8522.5	240496	ATE - Halter
			➔	☐; 04/97→		24.3384-1733.5	240820	TRW - Halter








↓



	kw			 	! #		
<b>AUDI - A6 C5 (4B2) 01/97→12/05</b>							
<b> Bremssattel</b>							
1.8 T quattro 2.4 quattro 2.4 quattro 2.8 quattro	110 120 121 142	02/97→01/05 02/97→01/05 02/97→01/05 02/97→01/05	➡	☐; 04/97→		24.3384-1734.5 240821	TRW - Halter
1.8 T quattro 2.4 quattro 2.4 quattro 2.5 TDI quattro 2.5 TDI quattro 2.8 quattro	132 115 125 110 132 140	12/97→01/05 08/98→07/99 08/01→01/05 07/97→01/05 02/00→01/05 07/99→05/01	←	☐; → 4B-2-031500; +PR 1LF / 1LT ☐; 4B-2-031501→; +PR 1LF / 1LT ☐; 4B-2-031501→; +PR 1LF / 1LT ☐; → 4B-2-031500; +PR 1LF / 1LT ☐; 4B-2-031501→; +PR 1LB / 1LE ☐; → 4B-2-031500; +PR 1LB / 1LE ☐; 4B-2-031501→; +PR 1LB / 1LE ☐; → 4B-2-031500; +PR 1LB / 1LE		11.9571-9835.2 220427 11.9571-9835.2 220427 11.9571-9836.2 220428 11.9571-9836.2 220428 24.3571-8521.5 240495 24.3571-8521.5 240495 24.3571-8522.5 240496 24.3571-8522.5 240496	ATE - Halter ATE - Halter ATE - Halter ATE - Halter ATE - Halter ATE - Halter ATE - Halter ATE - Halter
2.7 T	169	02/99→01/05	➡	☐		24.3384-1731.5 240818 24.3384-1732.5 240819	TRW - Halter TRW - Halter
2.7 T quattro 2.7 T quattro	169 184	12/97→01/05 08/01→01/05	➡	☐		24.3384-1733.5 240820 24.3384-1734.5 240821	TRW - Halter TRW - Halter
3.0 3.7	162 191	08/01→01/05 03/99→01/05	←	☐		24.3606-9965.5 241066 24.3606-9966.5 241067 24.3384-1731.5 240818 24.3384-1732.5 240819	ATE - Halter ATE - Halter TRW - Halter TRW - Halter
3.0 quattro 3.0 quattro 3.7 quattro	160 162 191	06/01→07/04 08/01→01/05 03/99→01/05	←	☐		24.3606-9965.5 241066 24.3606-9966.5 241067 24.3384-1733.5 240820 24.3384-1734.5 240821	ATE - Halter ATE - Halter TRW - Halter TRW - Halter
4.2 quattro S6 quattro	220 250	11/98→01/05 09/99→01/05	➡	☐		24.3437-1701.7 220761 24.3437-1702.7 220762	TRW - Halter TRW - Halter
<b>Halter, Bremssattel</b>							
1.8 1.8 T 1.8 T quattro 1.9 TDI 1.9 TDI 1.9 TDI 2.0 2.4 2.4 2.4 quattro 2.4 quattro 2.5 TDI 2.5 TDI 2.5 TDI 2.5 TDI 2.5 TDI quattro 2.5 TDI quattro 2.8 2.8 2.8 quattro	92 132 132 81 85 96 96 100 125 115 125 110 114 120 132 110 132 132 140 140	07/97→01/05 12/97→01/05 12/97→01/05 04/97→10/00 07/00→01/05 08/01→01/05 08/01→01/05 07/98→01/05 08/01→01/05 08/98→07/99 08/01→01/05 07/97→01/05 08/01→01/05 07/02→01/05 02/00→01/05 07/97→01/05 02/00→01/05 10/97→05/00 07/99→01/05 07/99→05/01	←	→ 4B-2-031500; +PR 1LF / 1LT 4B-2-031501→; +PR 1LB / 1LE 4B-2-031501→; +PR 1LF / 1LT → 4B-2-031500; +PR 1LB / 1LE	2	11.0230-0451.1 260130 11.0230-0560.1 260125 11.0230-0569.1 260126 11.8170-0306.1 260102	ATE ATE ATE ATE
1.8 T 1.8 T quattro 2.4 2.4 2.4 2.4 quattro 2.4 quattro 2.8 2.8 2.8 quattro	110 110 115 120 121 120 121 142 142	01/97→01/05 02/97→01/05 02/97→01/05 02/97→01/05 02/97→01/05 02/97→01/05 02/97→01/05 02/97→01/05 02/97→01/05	←	04/97→; → 4B-2-031500; +PR 1LF / 1LT 4B-2-031501→; +PR 1LB / 1LE 4B-2-031501→; +PR 1LF / 1LT 04/97→; → 4B-2-031500; +PR 1LB / 1LE	2	11.0230-0451.1 260130 11.0230-0560.1 260125 11.0230-0569.1 260126 11.8170-0306.1 260102	ATE ATE ATE ATE
3.0 3.0 quattro 3.0 quattro 3.7 3.7 quattro	162 160 162 191 191	08/01→01/05 06/01→07/04 08/01→01/05 03/99→01/05 03/99→01/05	←			11.0230-0630.1 260127	ATE
<b>Feder, Bremssattel</b>							
1.8 1.8 T ↓	92 132	07/97→01/05 12/97→01/05	←	→ 4B-2-031500; +PR 1LB / 1LE	2	11.8116-0143.1 390513	ATE

	kw			 	! #		
<b>AUDI - A6 C5 (4B2) 01/97→12/05</b>							
<b>Feder, Bremssattel</b>							
1.8 T quattro	132	12/97→01/05	←	4B-2-031501→; +PR 1LB / 1LE	2	11.8116-0143.1 390513	ATE
1.9 TDI	81	04/97→10/00	←	→ 4B-2-031500; +PR 1LF / 1LT	2	11.8116-0143.1 390513	ATE
1.9 TDI	85	07/00→01/05	←				
1.9 TDI	96	08/01→01/05	←	4B-2-031501→; +PR 1LF / 1LT	2	11.8116-0143.1 390513	ATE
2.0	96	08/01→01/05					
2.4	100	07/98→01/05					
2.4	125	08/01→01/05					
2.4 quattro	115	08/98→07/99					
2.4 quattro	125	08/01→01/05					
2.5 TDI	110	07/97→01/05					
2.5 TDI	114	08/01→01/05					
2.5 TDI	120	07/02→01/05					
2.5 TDI	132	02/00→01/05					
2.5 TDI quattro	110	07/97→01/05					
2.5 TDI quattro	132	02/00→01/05					
2.8	132	10/97→05/00					
2.8	140	07/99→01/05					
2.8 quattro	140	07/99→05/01					
1.8 T	110	01/97→01/05	←	04/97→; → 4B-2-031500; +PR 1LF / 1LT	2	11.8116-0143.1 390513	ATE
1.8 T quattro	110	02/97→01/05	←				
2.4	115	02/97→01/05	←	04/97→; → 4B-2-031500; +PR 1LB / 1LE	2	11.8116-0143.1 390513	ATE
2.4	120	02/97→01/05	←				
2.4	121	02/97→01/05	←	4B-2-031501→; +PR 1LB / 1LE	2	11.8116-0143.1 390513	ATE
2.4 quattro	120	02/97→01/05	←	4B-2-031501→; +PR 1LF / 1LT	2	11.8116-0143.1 390513	ATE
2.4 quattro	121	02/97→01/05					
2.8	142	02/97→01/05					
2.8 quattro	142	02/97→01/05					
3.0	162	08/01→01/05	←		2	11.8116-0299.1 390446	ATE
3.0 quattro	160	06/01→07/04					
3.0 quattro	162	08/01→01/05					
3.7	191	03/99→01/05					
3.7 quattro	191	03/99→01/05					
<b>Führungshülzensatz, Bremssattel</b>							
1.8	92	07/97→01/05	←	4B-2-031501→; +PR 1LF / 1LT		11.0101-5409.2 260035	ATE
1.8 T	132	12/97→01/05	←				
1.8 T quattro	132	12/97→01/05	←	→ 4B-2-031500; +PR 1LF / 1LT		11.0101-5409.2 260035	ATE
1.9 TDI	81	04/97→10/00	←	4B-2-031501→; +PR 1LB / 1LE		11.0101-5409.2 260035	ATE
1.9 TDI	85	07/00→01/05	←				
1.9 TDI	96	08/01→01/05	←	→ 4B-2-031500; +PR 1LB / 1LE		11.0101-5409.2 260035	ATE
2.0	96	08/01→01/05					
2.4	100	07/98→01/05					
2.4	125	08/01→01/05					
2.4 quattro	115	08/98→07/99					
2.4 quattro	125	08/01→01/05					
2.5 TDI	110	07/97→01/05					
2.5 TDI	114	08/01→01/05					
2.5 TDI	120	07/02→01/05					
2.5 TDI	132	02/00→01/05					
2.5 TDI quattro	110	07/97→01/05					
2.5 TDI quattro	132	02/00→01/05					
2.8	132	10/97→05/00					
2.8	140	07/99→01/05					
2.8 quattro	140	07/99→05/01					
1.8 T	110	01/97→01/05	←	4B-2-031501→; +PR 1LF / 1LT		11.0101-5409.2 260035	ATE
1.8 T quattro	110	02/97→01/05	←				
2.4	115	02/97→01/05	←	04/97→; → 4B-2-031500; +PR 1LB / 1LE		11.0101-5409.2 260035	ATE
2.4	120	02/97→01/05	←	04/97→; → 4B-2-031500; +PR 1LF / 1LT		11.0101-5409.2 260035	ATE
2.4	121	02/97→01/05	←				
2.4 quattro	120	02/97→01/05	←	4B-2-031501→; +PR 1LB / 1LE		11.0101-5409.2 260035	ATE
2.4 quattro	121	02/97→01/05					
2.8	142	02/97→01/05					
2.8 quattro	142	02/97→01/05					
3.0	162	08/01→01/05	←			11.0101-5409.2 260035	ATE
3.0 quattro	160	06/01→07/04					
3.0 quattro	162	08/01→01/05					
3.7	191	03/99→01/05					
3.7 quattro	191	03/99→01/05					
<b>Führungsbolzen, Bremssattel</b>							
1.8	92	07/97→01/05		4B-2-031501→; +PR 1LF / 1LT	2	11.8171-0008.1 990049	ATE
1.8 T	132	12/97→01/05					
1.8 T quattro	132	12/97→01/05		4B-2-031501→; +PR 1LB / 1LE	2	11.8171-0008.1 990049	ATE
1.9 TDI	81	04/97→10/00	←	→ 4B-2-031500; +PR 1LB / 1LE	2	11.8171-0008.1 990049	ATE
1.9 TDI	85	07/00→01/05	←				
1.9 TDI	96	08/01→01/05	←	→ 4B-2-031500; +PR 1LF / 1LT	2	11.8171-0008.1 990049	ATE
2.0	96	08/01→01/05					
2.4	100	07/98→01/05					
2.4	125	08/01→01/05					
2.4 quattro	115	08/98→07/99					
2.4 quattro	125	08/01→01/05					
2.5 TDI	110	07/97→01/05					
2.5 TDI	114	08/01→01/05					
↓							



	kw			 	! #		
<b>AUDI - A6 C5 (4B2) 01/97→12/05</b>							
<b>Führungsbolzen, Bremsattel</b>							
2.5 TDI	120	07/02→01/05		4B-2-031501→; +PR 1LF / 1LT	2	11.8171-0008.1 990049	ATE
2.5 TDI	132	02/00→01/05		4B-2-031501→; +PR 1LB / 1LE	2	11.8171-0008.1 990049	ATE
2.5 TDI quattro	110	07/97→01/05		→ 4B-2-031500; +PR 1LB / 1LE	2	11.8171-0008.1 990049	ATE
2.5 TDI quattro	132	02/00→01/05	←	→ 4B-2-031500; +PR 1LB / 1LE	2	11.8171-0008.1 990049	ATE
2.8	132	10/97→05/00		→ 4B-2-031500; +PR 1LF / 1LT	2	11.8171-0008.1 990049	ATE
2.8	140	07/99→01/05	←	→ 4B-2-031500; +PR 1LF / 1LT	2	11.8171-0008.1 990049	ATE
2.8 quattro	140	07/99→05/01					
1.8 T	110	01/97→01/05		4B-2-031501→; +PR 1LF / 1LT	2	11.8171-0008.1 990049	ATE
1.8 T quattro	110	02/97→01/05		4B-2-031501→; +PR 1LB / 1LE	2	11.8171-0008.1 990049	ATE
2.4	115	02/97→01/05		4B-2-031501→; +PR 1LB / 1LE	2	11.8171-0008.1 990049	ATE
2.4	120	02/97→01/05	←	04/97→; → 4B-2-031500; +PR 1LF / 1LT	2	11.8171-0008.1 990049	ATE
2.4	121	02/97→01/05					
2.4 quattro	120	02/97→01/05	←	04/97→; → 4B-2-031500; +PR 1LB / 1LE	2	11.8171-0008.1 990049	ATE
2.4 quattro	121	02/97→01/05					
2.8	142	02/97→01/05					
2.8 quattro	142	02/97→01/05					
3.0	162	08/01→01/05			2	11.8171-0008.1 990049	ATE
3.0 quattro	160	06/01→07/04					
3.0 quattro	162	08/01→01/05					
3.7	191	03/99→01/05					
3.7 quattro	191	03/99→01/05					
<b>Dichtungssatz, Bremsattel</b>							
1.8	92	07/97→01/05	←	4B-2-031501→; +PR 1LF / 1LT		11.0441-5704.2 250034	ATE
1.8 T	132	12/97→01/05		→ 4B-2-031500; +PR 1LF / 1LT		11.0441-5704.2 250034	ATE
1.8 T quattro	132	12/97→01/05	←	→ 4B-2-031500; +PR 1LF / 1LT		11.0441-5704.2 250034	ATE
1.9 TDI	81	04/97→10/00		→ 4B-2-031500; +PR 1LB / 1LE		11.0441-5704.2 250034	ATE
1.9 TDI	85	07/00→01/05					
1.9 TDI	96	08/01→01/05	←	→ 4B-2-031500; +PR 1LB / 1LE		11.0441-5704.2 250034	ATE
2.0	96	08/01→01/05					
2.4	100	07/98→01/05					
2.4	125	08/01→01/05					
2.4 quattro	115	08/98→07/99					
2.4 quattro	125	08/01→01/05					
2.5 TDI	110	07/97→01/05					
2.5 TDI	114	08/01→01/05					
2.5 TDI	120	07/02→01/05					
2.5 TDI	132	02/00→01/05					
2.5 TDI quattro	110	07/97→01/05					
2.5 TDI quattro	132	02/00→01/05					
2.8	132	10/97→05/00					
2.8	140	07/99→01/05					
2.8 quattro	140	07/99→05/01					
1.8 T	110	01/97→01/05	←	4B-2-031501→; +PR 1LF / 1LT		11.0441-5704.2 250034	ATE
1.8 T quattro	110	02/97→01/05		→ 4B-2-031500; +PR 1LB / 1LE		11.0441-5704.2 250034	ATE
2.4	115	02/97→01/05	←	04/97→; → 4B-2-031500; +PR 1LB / 1LE		11.0441-5704.2 250034	ATE
2.4	120	02/97→01/05		→ 4B-2-031500; +PR 1LB / 1LE		11.0441-5704.2 250034	ATE
2.4	121	02/97→01/05	←	04/97→; → 4B-2-031500; +PR 1LF / 1LT		11.0441-5704.2 250034	ATE
2.4 quattro	120	02/97→01/05	←	4B-2-031501→; +PR 1LB / 1LE		11.0441-5704.2 250034	ATE
2.4 quattro	121	02/97→01/05					
2.8	142	02/97→01/05					
2.8 quattro	142	02/97→01/05					
3.0	162	08/01→01/05	←			11.0441-6008.2 250038	ATE für Kolben-Ø [mm]: 60
3.0 quattro	160	06/01→07/04					
3.0 quattro	162	08/01→01/05					
3.7	191	03/99→01/05					
3.7 quattro	191	03/99→01/05					
<b>Bremsschlauch</b>							
1.8	92	07/97→01/05	←		2	83.7813-0295.3 330799	L= 295
1.8 T	132	12/97→01/05				24.1253-0030.3 331126	L= 184 mit Rohrleitung
1.9 TDI	81	04/97→10/00	→	☐ / am Bremsattel		24.1253-0040.3 331127	L= 190 mit Rohrleitung
1.9 TDI	85	07/00→01/05	→	☐ / am Bremsattel			
1.9 TDI	96	08/01→01/05					
2.0	96	08/01→01/05	→		2	83.6212-0170.3 330625	L= 170
2.4	100	07/98→01/05					
2.4	125	08/01→01/05					
2.5 TDI	110	07/97→01/05					
2.5 TDI	114	08/01→01/05					
2.5 TDI	120	07/02→01/05					
2.5 TDI	132	02/00→01/05					
2.7 T	169	02/99→01/05					
2.8	132	10/97→05/00					
2.8	140	07/99→01/05					
3.0	162	08/01→01/05					
3.7	191	03/99→01/05					
1.8 T	110	01/97→01/05	←	04/97→	2	83.7813-0295.3 330799	L= 295
2.4	115	02/97→01/05				24.1253-0030.3 331126	L= 184 mit Rohrleitung
2.4	120	02/97→01/05	→	☐ / am Bremsattel; 04/97→		24.1253-0040.3 331127	L= 190 mit Rohrleitung
2.4	121	02/97→01/05	→	☐ / am Bremsattel; 04/97→			
2.8	142	02/97→01/05	→	04/97→	2	83.6212-0170.3 330625	L= 170
↓							

### AUDI - A6 C5 (4B2) 01/97→12/05

#### Bremsschlauch

1.8 T quattro	110	02/97→01/05	←	04/97→	2	83.7813-0295.3	330799	L= 295
2.4 quattro	120	02/97→01/05	→	04/97→	2	24.5243-0310.3	330755	L= 310
2.4 quattro	121	02/97→01/05						
2.8 quattro	142	02/97→01/05						
1.8 T quattro	132	12/97→01/05	←		2	83.7813-0295.3	330799	L= 295
2.4 quattro	115	08/98→07/99	→		2	24.5243-0310.3	330755	L= 310
2.4 quattro	125	08/01→01/05						
2.5 TDI quattro	110	07/97→01/05						
2.5 TDI quattro	132	02/00→01/05						
2.7 T quattro	169	12/97→01/05						
2.7 T quattro	184	08/01→01/05						
2.8 quattro	140	07/99→05/01						
3.0 quattro	160	06/01→07/04						
3.0 quattro	162	08/01→01/05						
3.7 quattro	191	03/99→01/05						
4.2 quattro	220	11/98→01/05						
S6 quattro	250	09/99→01/05						
RS6 quattro	331	07/02→01/05	←		2	83.6169-0418.3	330894	L= 422








### AUDI - A6 C5 Avant (4B5) 11/97→01/05








#### Bremssattel

1.8	92	12/97→01/05	←	☐; 4B-2-031501→; +PR 1LF / 1LT	2	11.9571-9835.2	220427	ATE - Halter						
1.8 T	110	12/97→01/05	←	☐; → 4B-2-031500; +PR 1LF / 1LT	2	11.9571-9835.2	220427	ATE - Halter						
1.8 T	132	04/99→01/05												
1.9 TDI	81	02/98→04/01	←	☐; → 4B-2-031500; +PR 1LF / 1LT	2	11.9571-9836.2	220428	ATE - Halter						
1.9 TDI	85	07/00→01/05	←	☐; 4B-2-031501→; +PR 1LF / 1LT	2	11.9571-9836.2	220428	ATE - Halter						
1.9 TDI	96	08/01→01/05												
2.0	96	08/01→01/05	←	☐; → 4B-2-031500; +PR 1LB / 1LE	2	24.3571-8521.5	240495	ATE - Halter						
2.4	100	07/98→01/05												
2.4	115	12/97→01/05	←	☐; 4B-2-031501→; +PR 1LB / 1LE	2	24.3571-8521.5	240495	ATE - Halter						
2.4	120	12/97→01/05												
2.4	121	12/97→01/05	←	☐; → 4B-2-031500; +PR 1LB / 1LE	2	24.3571-8522.5	240496	ATE - Halter						
2.4	125	08/01→01/05												
2.5 TDI	110	12/97→01/05	←	☐; 4B-2-031501→; +PR 1LB / 1LE	2	24.3571-8522.5	240496	ATE - Halter						
2.5 TDI	114	08/01→01/05												
2.5 TDI	120	07/02→01/05	→	☐	2	24.3384-1731.5	240818	TRW - Halter						
2.5 TDI	132	02/00→01/05												
2.8	132	12/97→05/00	→	☐	2	24.3384-1732.5	240819	TRW - Halter						
2.8	140	07/99→01/05												
2.8	142	12/97→01/05	←	☐; 4B-2-031501→; +PR 1LB / 1LE	2	24.3571-8521.5	240495	ATE - Halter						
1.8 T quattro	110	12/97→01/05												
1.8 T quattro	132	12/97→01/05												
2.4 quattro	115	08/98→05/01												
2.4 quattro	120	12/97→01/05												
2.4 quattro	121	12/97→01/05												
2.4 quattro	125	08/01→01/05												
2.5 TDI quattro	110	12/97→01/05												
2.5 TDI quattro	132	02/00→01/05												
2.8 quattro	142	12/97→01/05												
									←	☐; → 4B-2-031500; +PR 1LB / 1LE	2	24.3571-8522.5	240496	ATE - Halter
									←	☐; 4B-2-031501→; +PR 1LB / 1LE	2	24.3571-8522.5	240496	ATE - Halter
			→	☐	2	24.3384-1733.5	240820	TRW - Halter						
			→	☐	2	24.3384-1734.5	240821	TRW - Halter						
2.7 T	169	02/99→01/05	→	☐	2	24.3384-1731.5	240818	TRW - Halter						
			→	☐	2	24.3384-1732.5	240819	TRW - Halter						
2.7 T quattro	169	12/97→01/05	→	☐	2	24.3384-1733.5	240820	TRW - Halter						
2.7 T quattro	184	08/01→01/05	→	☐	2	24.3384-1734.5	240821	TRW - Halter						
3.0	162	08/01→01/05	←	☐	2	24.3606-9965.5	241066	ATE - Halter						
			←	☐	2	24.3606-9966.5	241067	ATE - Halter						
			→	☐	2	24.3384-1731.5	240818	TRW - Halter						
			→	☐	2	24.3384-1732.5	240819	TRW - Halter						
3.0 quattro	162	08/01→01/05	←	☐	2	24.3606-9965.5	241066	ATE - Halter						
3.7 quattro	191	03/99→01/05	←	☐	2	24.3606-9966.5	241067	ATE - Halter						
3.7 quattro	191	03/99→01/05												
			→	☐	2	24.3384-1733.5	240820	TRW - Halter						
			→	☐	2	24.3384-1734.5	240821	TRW - Halter						
4.2 quattro	220	11/98→01/05	→	☐	2	24.3437-1701.7	220761	TRW - Halter						
S6 quattro	250	09/99→01/05	→	☐	2	24.3437-1702.7	220762	TRW - Halter						

#### Halter, Bremssattel

1.8	92	12/97→01/05	←	→ 4B-2-031500; +PR 1LF / 1LT	2	11.0230-0451.1	260130	ATE
-----	----	-------------	---	------------------------------	---	----------------	--------	-----

	kW			 	! #			
<b>AUDI - A6 C5 Avant (4B5) 11/97→01/05</b>								
<b>Halter, Bremssattel</b>								
1.8 T	110	12/97→01/05	←	4B-2-031501→; +PR 1LB / 1LE		11.0230-0560.1	260125	ATE
1.8 T	132	04/99→01/05	←					
1.8 T quattro	110	12/97→01/05	←	4B-2-031501→; +PR 1LF / 1LT		11.0230-0569.1	260126	ATE
1.8 T quattro	132	12/97→01/05	←	→ 4B-2-031500; +PR 1LB / 1LE	2	11.8170-0306.1	260102	ATE
1.9 TDI	81	02/98→04/01	←					
1.9 TDI	85	07/00→01/05						
1.9 TDI	96	08/01→01/05						
2.0	96	08/01→01/05						
2.4	100	07/98→01/05						
2.4	115	12/97→01/05						
2.4	120	12/97→01/05						
2.4	121	12/97→01/05						
2.4	125	08/01→01/05						
2.4 quattro	115	08/98→05/01						
2.4 quattro	120	12/97→01/05						
2.4 quattro	121	12/97→01/05						
2.4 quattro	125	08/01→01/05						
2.5 TDI	110	12/97→01/05						
2.5 TDI	114	08/01→01/05						
2.5 TDI	120	07/02→01/05						
2.5 TDI	132	02/00→01/05						
2.5 TDI quattro	110	12/97→01/05						
2.5 TDI quattro	132	02/00→01/05						
2.8	132	12/97→05/00						
2.8	140	07/99→01/05						
2.8	142	12/97→01/05						
2.8 quattro	142	12/97→01/05						
3.0	162	08/01→01/05	←			11.0230-0630.1	260127	ATE
3.0 quattro	162	08/01→01/05						
3.7	191	03/99→01/05						
3.7 quattro	191	03/99→01/05						
<b>Feder, Bremssattel</b>								
1.8	92	12/97→01/05	←	→ 4B-2-031500; +PR 1LB / 1LE	2	11.8116-0143.1	390513	ATE
1.8 T	110	12/97→01/05	←					
1.8 T	132	04/99→01/05	←	4B-2-031501→; +PR 1LB / 1LE	2	11.8116-0143.1	390513	ATE
1.8 T quattro	110	12/97→01/05	←	→ 4B-2-031500; +PR 1LF / 1LT	2	11.8116-0143.1	390513	ATE
1.8 T quattro	132	12/97→01/05	←					
1.9 TDI	81	02/98→04/01	←	4B-2-031501→; +PR 1LF / 1LT	2	11.8116-0143.1	390513	ATE
1.9 TDI	85	07/00→01/05						
1.9 TDI	96	08/01→01/05						
2.0	96	08/01→01/05						
2.4	100	07/98→01/05						
2.4	115	12/97→01/05						
2.4	120	12/97→01/05						
2.4	121	12/97→01/05						
2.4	125	08/01→01/05						
2.4 quattro	115	08/98→05/01						
2.4 quattro	120	12/97→01/05						
2.4 quattro	121	12/97→01/05						
2.4 quattro	125	08/01→01/05						
2.5 TDI	110	12/97→01/05						
2.5 TDI	114	08/01→01/05						
2.5 TDI	120	07/02→01/05						
2.5 TDI	132	02/00→01/05						
2.5 TDI quattro	110	12/97→01/05						
2.5 TDI quattro	132	02/00→01/05						
2.8	132	12/97→05/00						
2.8	140	07/99→01/05						
2.8	142	12/97→01/05						
2.8 quattro	142	12/97→01/05						
3.0	162	08/01→01/05	←		2	11.8116-0299.1	390446	ATE
3.0 quattro	162	08/01→01/05						
3.7	191	03/99→01/05						
3.7 quattro	191	03/99→01/05						
<b>Führungshülzensatz, Bremssattel</b>								
1.8	92	12/97→01/05	←	→ 4B-2-031500; +PR 1LF / 1LT		11.0101-5409.2	260035	ATE
1.8 T	110	12/97→01/05	←					
1.8 T	132	04/99→01/05	←	4B-2-031501→; +PR 1LF / 1LT		11.0101-5409.2	260035	ATE
1.8 T quattro	110	12/97→01/05	←	4B-2-031501→; +PR 1LB / 1LE		11.0101-5409.2	260035	ATE
1.8 T quattro	132	12/97→01/05	←					
1.9 TDI	81	02/98→04/01	←	→ 4B-2-031500; +PR 1LB / 1LE		11.0101-5409.2	260035	ATE
1.9 TDI	85	07/00→01/05						
1.9 TDI	96	08/01→01/05						
2.0	96	08/01→01/05						
2.4	100	07/98→01/05						
2.4	115	12/97→01/05						
2.4	120	12/97→01/05						
2.4	121	12/97→01/05						
2.4	125	08/01→01/05						
2.4 quattro	115	08/98→05/01						
2.4 quattro	120	12/97→01/05						
↓								

	kW			 	! #		
<b>AUDI - A6 C5 Avant (4B5) 11/97→01/05</b>							
<b>Führungshülzensatz, Bremsattel</b>							
2.4 quattro	121	12/97→01/05	←	→ 4B-2-031500; +PR 1LF / 1LT		11.0101-5409.2 260035	ATE
2.4 quattro	125	08/01→01/05	←	→ 4B-2-031501→; +PR 1LF / 1LT		11.0101-5409.2 260035	ATE
2.5 TDI	110	12/97→01/05	←	→ 4B-2-031501→; +PR 1LB / 1LE		11.0101-5409.2 260035	ATE
2.5 TDI	114	08/01→01/05	←	→ 4B-2-031501→; +PR 1LB / 1LE		11.0101-5409.2 260035	ATE
2.5 TDI	120	07/02→01/05	←	→ 4B-2-031501→; +PR 1LB / 1LE		11.0101-5409.2 260035	ATE
2.5 TDI	132	02/00→01/05	←	→ 4B-2-031500; +PR 1LB / 1LE		11.0101-5409.2 260035	ATE
2.5 TDI quattro	110	12/97→01/05					
2.5 TDI quattro	132	02/00→01/05					
2.8	132	12/97→05/00					
2.8	140	07/99→01/05					
2.8	142	12/97→01/05					
2.8 quattro	142	12/97→01/05					
3.0	162	08/01→01/05	←			11.0101-5409.2 260035	ATE
3.0 quattro	162	08/01→01/05					
3.7	191	03/99→01/05					
3.7 quattro	191	03/99→01/05					
<b>Führungsbolzen, Bremsattel</b>							
1.8	92	12/97→01/05		4B-2-031501→; +PR 1LF / 1LT	2	11.8171-0008.1 990049	ATE
1.8 T	110	12/97→01/05		4B-2-031501→; +PR 1LB / 1LE	2	11.8171-0008.1 990049	ATE
1.8 T	132	04/99→01/05		4B-2-031501→; +PR 1LB / 1LE	2	11.8171-0008.1 990049	ATE
1.8 T quattro	110	12/97→01/05	←	→ 4B-2-031500; +PR 1LB / 1LE	2	11.8171-0008.1 990049	ATE
1.8 T quattro	132	12/97→01/05	←	→ 4B-2-031500; +PR 1LF / 1LT	2	11.8171-0008.1 990049	ATE
1.9 TDI	81	02/98→04/01	←	→ 4B-2-031500; +PR 1LF / 1LT			
1.9 TDI	85	07/00→01/05					
1.9 TDI	96	08/01→01/05					
2.0	96	08/01→01/05					
2.4	100	07/98→01/05					
2.4	115	12/97→01/05					
2.4	120	12/97→01/05					
2.4	121	12/97→01/05					
2.4	125	08/01→01/05					
2.4 quattro	115	08/98→05/01					
2.4 quattro	120	12/97→01/05					
2.4 quattro	121	12/97→01/05					
2.4 quattro	125	08/01→01/05					
2.5 TDI	110	12/97→01/05					
2.5 TDI	114	08/01→01/05					
2.5 TDI	120	07/02→01/05					
2.5 TDI	132	02/00→01/05					
2.5 TDI quattro	110	12/97→01/05					
2.5 TDI quattro	132	02/00→01/05					
2.8	132	12/97→05/00					
2.8	140	07/99→01/05					
2.8	142	12/97→01/05					
2.8 quattro	142	12/97→01/05					
3.0	162	08/01→01/05			2	11.8171-0008.1 990049	ATE
3.0 quattro	162	08/01→01/05					
3.7	191	03/99→01/05					
3.7 quattro	191	03/99→01/05					
<b>Dichtungssatz, Bremsattel</b>							
1.8	92	12/97→01/05	←	→ 4B-2-031500; +PR 1LF / 1LT		11.0441-5704.2 250034	ATE
1.8 T	110	12/97→01/05	←	→ 4B-2-031501→; +PR 1LF / 1LT		11.0441-5704.2 250034	ATE
1.8 T	132	04/99→01/05	←	→ 4B-2-031501→; +PR 1LF / 1LT		11.0441-5704.2 250034	ATE
1.8 T quattro	110	12/97→01/05	←	→ 4B-2-031500; +PR 1LB / 1LE		11.0441-5704.2 250034	ATE
1.8 T quattro	132	12/97→01/05	←	→ 4B-2-031500; +PR 1LB / 1LE		11.0441-5704.2 250034	ATE
1.9 TDI	81	02/98→04/01	←	→ 4B-2-031501→; +PR 1LB / 1LE		11.0441-5704.2 250034	ATE
1.9 TDI	85	07/00→01/05					
1.9 TDI	96	08/01→01/05					
2.0	96	08/01→01/05					
2.4	100	07/98→01/05					
2.4	115	12/97→01/05					
2.4	120	12/97→01/05					
2.4	121	12/97→01/05					
2.4	125	08/01→01/05					
2.4 quattro	115	08/98→05/01					
2.4 quattro	120	12/97→01/05					
2.4 quattro	121	12/97→01/05					
2.4 quattro	125	08/01→01/05					
2.5 TDI	110	12/97→01/05					
2.5 TDI	114	08/01→01/05					
2.5 TDI	120	07/02→01/05					
2.5 TDI	132	02/00→01/05					
2.5 TDI quattro	110	12/97→01/05					
2.5 TDI quattro	132	02/00→01/05					
2.8	132	12/97→05/00					
2.8	140	07/99→01/05					
2.8	142	12/97→01/05					
2.8 quattro	142	12/97→01/05					
3.0	162	08/01→01/05	←			11.0441-6008.2 250038	ATE für Kolben-Ø [mm]: 60
3.0 quattro	162	08/01→01/05					
3.7	191	03/99→01/05					
↓							

### AUDI - A6 C5 Avant (4B5) 11/97→01/05

#### Dichtungssatz, Bremssattel

3.7 quattro	191	03/99→01/05	←						ATE für Kolben-Ø [mm]: 60
-------------	-----	-------------	---	--	--	--	--	--	---------------------------

#### Bremsschlauch









1.8	92	12/97→01/05	←						
1.8 T	110	12/97→01/05				2	83.7813-0295.3	330799	L= 295
1.8 T	132	04/99→01/05	→	☐ / am Bremssattel			24.1253-0030.3	331126	L= 184 mit Rohrleitung
1.9 TDI	81	02/98→04/01	→	☐ / am Bremssattel			24.1253-0040.3	331127	L= 190 mit Rohrleitung
1.9 TDI	85	07/00→01/05							
1.9 TDI	96	08/01→01/05	→			2	83.6212-0170.3	330625	L= 170
2.0	96	08/01→01/05							
2.4	100	07/98→01/05							
2.4	115	12/97→01/05							
2.4	120	12/97→01/05							
2.4	121	12/97→01/05							
2.4	125	08/01→01/05							
2.5 TDI	110	12/97→01/05							
2.5 TDI	114	08/01→01/05							
2.5 TDI	120	07/02→01/05							
2.5 TDI	132	02/00→01/05							
2.7 T	169	02/99→01/05							
2.8	132	12/97→05/00							
2.8	140	07/99→01/05							
2.8	142	12/97→01/05							
3.0	162	08/01→01/05							
1.8 T quattro	110	12/97→01/05	←			2	83.7813-0295.3	330799	L= 295
1.8 T quattro	132	12/97→01/05							
2.4 quattro	115	08/98→05/01	→			2	24.5243-0310.3	330755	L= 310
2.4 quattro	120	12/97→01/05							
2.4 quattro	121	12/97→01/05							
2.4 quattro	125	08/01→01/05							
2.5 TDI quattro	110	12/97→01/05							
2.5 TDI quattro	132	02/00→01/05							
2.7 T quattro	169	12/97→01/05							
2.7 T quattro	184	08/01→01/05							
2.8 quattro	142	12/97→01/05							
3.0 quattro	162	08/01→01/05							
3.7	191	03/99→01/05							
3.7 quattro	191	03/99→01/05							
4.2 quattro	220	11/98→01/05							
S6 quattro	250	09/99→01/05							
RS6 plus quattro	353	04/04→01/05	←			2	83.6169-0418.3	330894	L= 422
RS6 quattro	331	07/02→01/05							

### AUDI - A6 C6 (4F2) 04/04→08/11








#### Bremssattel








2.0 TDI	89	09/05→06/06	←	☐; +PR 1LT					ATE - Halter
2.8 FSI quattro	154	06/07→10/08	←	☐; +PR 1LT			11.9571-9836.2	220428	ATE - Halter
			←	☐; +PR 1LG / 1LD			24.3606-9953.5	241125	ATE - Halter
			←	☐; +PR 1LG / 1LD			24.3606-9954.5	241126	ATE - Halter
			←	☐; +PR 1ZL / 1LH			24.3606-9961.5	240970	ATE - Halter
			←	☐; +PR 1ZL / 1LH			24.3606-9962.5	240971	ATE - Halter
			→	☐; +PR 1KD / 2ED; → 4F-7-016200			24.6241-1701.5	240990	TRW + EMot / - Halter + FSB
			→	☐; +PR 1KD / 2ED; → 4F-7-016200			24.6241-1702.5	240991	TRW + EMot / - Halter + FSB
			→	☐; 4F-7-016201→; +PR 1KD / 2ED / 1KQ			24.6241-1707.5	241225	TRW + EMot / - Halter + FSB
			→	☐; 4F-7-016201→; +PR 1KD / 2ED / 1KQ			24.6241-1708.5	241226	TRW + EMot / - Halter + FSB
			→	☐; +PR 1KW / 2EE; → 4F-7-016201			24.6243-1701.5	241227	TRW + EMot / - Halter + FSB
			→	☐; +PR 1KW / 2EE; → 4F-7-016201			24.6243-1702.5	241228	TRW + EMot / - Halter + FSB
			→	☐; 4F-7-016201→; +PR 1KW / 2EE			24.6243-1709.5	241235	TRW + EMot / - Halter + FSB
			→	☐; 4F-7-016201→; +PR 1KW / 2EE			24.6243-1710.5	241236	TRW + EMot / - Halter + FSB
2.0 TDI	100	07/04→03/11	←	☐; 06/05→; +PR 1LT			11.9571-9835.2	220427	ATE - Halter
			←	☐; 06/05→; +PR 1LT			11.9571-9836.2	220428	ATE - Halter
			←	☐; 06/05→; +PR 1LG / 1LD			24.3606-9953.5	241125	ATE - Halter
			←	☐; 06/05→; +PR 1LG / 1LD			24.3606-9954.5	241126	ATE - Halter
			←	☐; 06/05→; +PR 1ZL / 1LH			24.3606-9961.5	240970	ATE - Halter
			←	☐; 06/05→; +PR 1ZL / 1LH			24.3606-9962.5	240971	ATE - Halter
			→	☐; 06/05→; +PR 1KD / 2ED; → 4F-7-016200			24.6241-1701.5	240990	TRW + EMot / - Halter + FSB

↓








	kw			 	! #		
<b>AUDI - A6 C6 (4F2) 04/04→08/11</b>							
<b> Bremssattel</b>							
2.0 TDI	100	07/04→03/11	➔	☐; 06/05→; +PR 1KD / 2ED; → 4F-7-016200		24.6241-1702.5 240991	TRW + EMot / - Halter + FSB
			➔	☐; 4F-7-016201→; +PR 1KD / 2ED / 1KQ		24.6241-1707.5 241225	TRW + EMot / - Halter + FSB
			➔	☐; 4F-7-016201→; +PR 1KD / 2ED / 1KQ		24.6241-1708.5 241226	TRW + EMot / - Halter + FSB
			➔	☐; 06/05→; +PR 1KW / 2EE; → 4F-7-016201		24.6243-1701.5 241227	TRW + EMot / - Halter + FSB
			➔	☐; 06/05→; +PR 1KW / 2EE; → 4F-7-016201		24.6243-1702.5 241228	TRW + EMot / - Halter + FSB
			➔	☐; 4F-7-016201→; +PR 1KW / 2EE		24.6243-1709.5 241235	TRW + EMot / - Halter + FSB
			➔	☐; 4F-7-016201→; +PR 1KW / 2EE		24.6243-1710.5 241236	TRW + EMot / - Halter + FSB
2.0 TDI	103	07/04→10/08	←	☐; +PR 1LT		11.9571-9835.2 220427	ATE - Halter
2.0 TFSI	125	06/05→03/11	←	☐; +PR 1LT		11.9571-9836.2 220428	ATE - Halter
2.4	130	05/04→10/08	←	☐; +PR 1LT		11.9571-9836.2 220428	ATE - Halter
2.4 quattro	130	01/05→10/08	←	☐; +PR 1LG / 1LD		24.3606-9953.5 241125	ATE - Halter
2.7 TDI	120	11/04→03/11	←	☐; +PR 1LG / 1LD		24.3606-9954.5 241126	ATE - Halter
2.7 TDI	132	11/04→10/08	←	☐; +PR 1LG / 1LD		24.3606-9954.5 241126	ATE - Halter
2.7 TDI quattro	120	06/05→03/11	←	☐; +PR 1ZL / 1LH		24.3606-9961.5 240970	ATE - Halter
2.7 TDI quattro	132	11/04→10/08	←	☐; +PR 1ZL / 1LH		24.3606-9961.5 240970	ATE - Halter
3.0	160	08/04→05/06	←	☐; +PR 1ZL / 1LH		24.3606-9962.5 240971	ATE - Halter
3.0 quattro	160	05/04→05/06	➔	☐; +PR 1KD / 2ED; → 4F-7-016200		24.6241-1701.5 240990	TRW + EMot / - Halter + FSB
3.0 TDI quattro	155	05/04→03/11	➔	☐; +PR 1KD / 2ED; → 4F-7-016200		24.6241-1701.5 240990	TRW + EMot / - Halter + FSB
3.0 TDI quattro	165	05/04→05/06	➔	☐; +PR 1KD / 2ED; → 4F-7-016200		24.6241-1702.5 240991	TRW + EMot / - Halter + FSB
3.0 TDI quattro	171	06/06→10/08	➔	☐; +PR 1KD / 2ED; → 4F-7-016200		24.6241-1702.5 240991	TRW + EMot / - Halter + FSB
3.2 FSI	188	05/04→05/09	➔	☐; 4F-7-016201→; +PR 1KD / 2ED / 1KQ		24.6241-1707.5 241225	TRW + EMot / - Halter + FSB
3.2 FSI	195	05/09→03/11	➔	☐; 4F-7-016201→; +PR 1KD / 2ED / 1KQ		24.6241-1708.5 241226	TRW + EMot / - Halter + FSB
3.2 FSI quattro	183	09/06→10/08	➔	☐; 4F-7-016201→; +PR 1KD / 2ED / 1KQ		24.6241-1708.5 241226	TRW + EMot / - Halter + FSB
3.2 FSI quattro	188	05/04→10/08	➔	☐; +PR 1KW / 2EE; → 4F-7-016200		24.6243-1701.5 241227	TRW + EMot / - Halter + FSB
4.2 FSI quattro	257	06/06→03/11	➔	☐; +PR 1KW / 2EE; → 4F-7-016200		24.6243-1701.5 241227	TRW + EMot / - Halter + FSB
4.2 quattro	246	05/04→05/06	➔	☐; +PR 1KW / 2EE; → 4F-7-016200		24.6243-1702.5 241228	TRW + EMot / - Halter + FSB
			➔	☐; 4F-7-016201→; +PR 1KW / 2EE		24.6243-1709.5 241235	TRW + EMot / - Halter + FSB
			➔	☐; 4F-7-016201→; +PR 1KW / 2EE		24.6243-1710.5 241236	TRW + EMot / - Halter + FSB
2.0 TDI	120	04/09→03/11	←	☐; +PR 1LT		11.9571-9835.2 220427	ATE - Halter
2.0 TDI	125	11/08→03/11	←	☐; +PR 1LT		11.9571-9836.2 220428	ATE - Halter
2.7 TDI	140	10/08→03/11	←	☐; +PR 1LT		11.9571-9836.2 220428	ATE - Halter
2.7 TDI quattro	140	10/08→03/11	←	☐; +PR 1LG		24.3606-9953.5 241125	ATE - Halter
2.8 FSI	140	10/08→03/11	←	☐; +PR 1LG		24.3606-9954.5 241126	ATE - Halter
2.8 FSI	162	10/08→03/11	←	☐; +PR 1LG		24.3606-9954.5 241126	ATE - Halter
2.8 FSI quattro	140	10/08→03/11	←	☐; +PR 1ZL		24.3606-9961.5 240970	ATE - Halter
2.8 FSI quattro	162	10/08→03/11	←	☐; +PR 1ZL		24.3606-9961.5 240970	ATE - Halter
3.0 TDI quattro	176	10/08→03/11	←	☐; +PR 1ZL		24.3606-9962.5 240971	ATE - Halter
3.0 TFSI quattro	213	10/08→03/11	➔	☐; +PR 1KD / 1KQ		24.6241-1707.5 241225	TRW + EMot / - Halter + FSB
3.0 TFSI quattro	220	10/08→03/11	➔	☐; +PR 1KD / 1KQ		24.6241-1708.5 241226	TRW + EMot / - Halter + FSB
			➔	☐; +PR 1KW		24.6243-1709.5 241235	TRW + EMot / - Halter + FSB
			➔	☐; +PR 1KW		24.6243-1710.5 241236	TRW + EMot / - Halter + FSB
2.8 FSI	154	11/06→10/08	←	☐; +PR 1LT		11.9571-9835.2 220427	ATE - Halter
			←	☐; +PR 1LT		11.9571-9836.2 220428	ATE - Halter
			←	☐; +PR 1LG / 1LD		24.3606-9953.5 241125	ATE - Halter
			←	☐; +PR 1LG / 1LD		24.3606-9954.5 241126	ATE - Halter
			←	☐; +PR 1ZL / 1LH		24.3606-9961.5 240970	ATE - Halter
			←	☐; +PR 1ZL / 1LH		24.3606-9962.5 240971	ATE - Halter
			➔	☐; +PR 1KD / 2ED; → 4F-7-016200		24.6241-1701.5 240990	TRW + EMot / - Halter + FSB
			➔	☐; +PR 1KD / 2ED; → 4F-7-016200		24.6241-1702.5 240991	TRW + EMot / - Halter + FSB
			➔	☐; 4F-7-016201→; +PR 1KD / 2ED		24.6241-1707.5 241225	TRW + EMot / - Halter + FSB
			➔	☐; 4F-7-016201→; +PR 1KD / 2ED		24.6241-1708.5 241226	TRW + EMot / - Halter + FSB
			➔	☐; +PR 1KW / 2EE; → 4F-7-016200		24.6243-1701.5 241227	TRW + EMot / - Halter + FSB
			➔	☐; +PR 1KW / 2EE; → 4F-7-016200		24.6243-1702.5 241228	TRW + EMot / - Halter + FSB
			➔	☐; 4F-7-016201→; +PR 1KW / 2EE		24.6243-1709.5 241235	TRW + EMot / - Halter + FSB
			➔	☐; 4F-7-016201→; +PR 1KW / 2EE		24.6243-1710.5 241236	TRW + EMot / - Halter + FSB
<b>Halter, Bremssattel</b>							
2.0 TDI	89	09/05→06/06	←	+PR 1LT		11.0230-0569.1 260126	ATE
2.0 TDI	103	07/04→10/08	←	+PR 1ZL / 1LH		11.0230-0663.1 260131	ATE
2.0 TFSI	125	06/05→03/11	←	+PR 1ZL / 1LH		11.0230-0663.1 260131	ATE
2.4	130	05/04→10/08	←	+PR 1LG / 1LD		11.0230-0807.1 260134	ATE
2.4 quattro	130	01/05→10/08	←	+PR 1LG / 1LD		11.0230-0807.1 260134	ATE
↓							


















	kw			 	! #		
<b>AUDI - A6 C6 (4F2) 04/04→08/11</b>							
<b>Halter, Bremssattel</b>							
2.7 TDI	120	11/04→03/11	←	+PR 1LT		11.0230-0569.1	260126 ATE
2.7 TDI	132	11/04→10/08	←	+PR 1ZL / 1LH		11.0230-0663.1	260131 ATE
2.7 TDI quattro	120	06/05→03/11	←	+PR 1LG / 1LD		11.0230-0807.1	260134 ATE
2.7 TDI quattro	132	11/04→10/08	←				
2.8 FSI	154	11/06→10/08					
2.8 FSI quattro	154	06/07→10/08					
3.0	160	08/04→05/06					
3.0 quattro	160	05/04→05/06					
3.0 TDI quattro	155	05/04→03/11					
3.0 TDI quattro	165	05/04→05/06					
3.0 TDI quattro	171	06/06→10/08					
3.2 FSI	188	05/04→05/09					
3.2 FSI	195	05/09→03/11					
3.2 FSI quattro	183	09/06→10/08					
3.2 FSI quattro	188	05/04→10/08					
4.2 FSI quattro	257	06/06→03/11					
4.2 quattro	246	05/04→05/06					
2.0 TDI	100	07/04→03/11	←	06/05→; +PR 1LT		11.0230-0569.1	260126 ATE
			←	06/05→; +PR 1ZL / 1LH		11.0230-0663.1	260131 ATE
			←	06/05→; +PR 1LG / 1LD		11.0230-0807.1	260134 ATE
2.0 TDI	120	04/09→03/11	←	+PR 1LT		11.0230-0569.1	260126 ATE
2.0 TDI	125	11/08→03/11	←	+PR 1ZL		11.0230-0663.1	260131 ATE
2.7 TDI	140	10/08→03/11	←	+PR 1LG		11.0230-0807.1	260134 ATE
2.7 TDI quattro	140	10/08→03/11	←				
2.8 FSI	140	10/08→03/11					
2.8 FSI	162	10/08→03/11					
2.8 FSI quattro	140	10/08→03/11					
2.8 FSI quattro	162	10/08→03/11					
3.0 TDI quattro	176	10/08→03/11					
3.0 TFSI quattro	213	10/08→03/11					
3.0 TFSI quattro	220	10/08→03/11					
<b>Feder, Bremssattel</b>							
2.0 TDI	89	09/05→06/06	←	+PR 1LG / 1LD	2	11.8116-0347.2	390535 ATE
2.0 TDI	103	07/04→10/08	←	+PR 1LT	2	11.8116-0347.2	390535 ATE
2.0 TFSI	125	06/05→03/11	←	+PR 1ZL / 1LH	2	11.8116-0410.2	390589 ATE
2.4	130	05/04→10/08	←				
2.4 quattro	130	01/05→10/08					
2.7 TDI	120	11/04→03/11					
2.7 TDI	132	11/04→10/08					
2.7 TDI quattro	120	06/05→03/11					
2.7 TDI quattro	132	11/04→10/08					
2.8 FSI	154	11/06→10/08					
2.8 FSI quattro	154	06/07→10/08					
3.0	160	08/04→05/06					
3.0 quattro	160	05/04→05/06					
3.0 TDI quattro	155	05/04→03/11					
3.0 TDI quattro	165	05/04→05/06					
3.0 TDI quattro	171	06/06→10/08					
3.2 FSI	188	05/04→05/09					
3.2 FSI	195	05/09→03/11					
3.2 FSI quattro	183	09/06→10/08					
3.2 FSI quattro	188	05/04→10/08					
4.2 FSI quattro	257	06/06→03/11					
4.2 quattro	246	05/04→05/06					
2.0 TDI	100	07/04→03/11	←	06/05→; +PR 1LT	2	11.8116-0347.2	390535 ATE
			←	06/05→; +PR 1LG / 1LD	2	11.8116-0347.2	390535 ATE
			←	06/05→; +PR 1ZL / 1LH	2	11.8116-0410.2	390589 ATE
2.0 TDI	120	04/09→03/11	←	+PR 1LG	2	11.8116-0347.2	390535 ATE
2.0 TDI	125	11/08→03/11	←	+PR 1LT	2	11.8116-0347.2	390535 ATE
2.7 TDI	140	10/08→03/11	←	+PR 1ZL	2	11.8116-0410.2	390589 ATE
2.7 TDI quattro	140	10/08→03/11	←				
2.8 FSI	140	10/08→03/11					
2.8 FSI	162	10/08→03/11					
2.8 FSI quattro	140	10/08→03/11					
2.8 FSI quattro	162	10/08→03/11					
3.0 TDI quattro	176	10/08→03/11					
3.0 TFSI quattro	213	10/08→03/11					
3.0 TFSI quattro	220	10/08→03/11					
<b>Führungshülzensatz, Bremssattel</b>							
2.0 TDI	89	09/05→06/06	←	+PR 1LG / 1LD		11.0101-5409.2	260035 ATE
2.0 TDI	103	07/04→10/08	←	+PR 1ZL / 1LH		11.0101-5409.2	260035 ATE
2.0 TFSI	125	06/05→03/11	←	+PR 1LT		11.0101-5409.2	260035 ATE
2.4	130	05/04→10/08	←				
2.4 quattro	130	01/05→10/08					
2.7 TDI	120	11/04→03/11					
2.7 TDI	132	11/04→10/08					
2.7 TDI quattro	120	06/05→03/11					
↓							

	kW			 	! #		
<b>AUDI - A6 C6 (4F2) 04/04→08/11</b>							
<b>Führungshülzensatz, Bremssattel</b>							
2.7 TDI quattro	132	11/04→10/08	←	+PR 1LG / 1LD		11.0101-5409.2 260035	ATE
2.8 FSI	154	11/06→10/08	←	+PR 1ZL / 1LH		11.0101-5409.2 260035	ATE
2.8 FSI quattro	154	06/07→10/08	←				
3.0	160	08/04→05/06	←	+PR 1LT		11.0101-5409.2 260035	ATE
3.0 quattro	160	05/04→05/06					
3.0 TDI quattro	155	05/04→03/11					
3.0 TDI quattro	165	05/04→05/06					
3.0 TDI quattro	171	06/06→10/08					
3.2 FSI	188	05/04→05/09					
3.2 FSI	195	05/09→03/11					
3.2 FSI quattro	183	09/06→10/08					
3.2 FSI quattro	188	05/04→10/08					
4.2 FSI quattro	257	06/06→03/11					
4.2 quattro	246	05/04→05/06					
2.0 TDI	100	07/04→03/11	←	06/05→; +PR 1LT		11.0101-5409.2 260035	ATE
			←	06/05→; +PR 1LG / 1LD		11.0101-5409.2 260035	ATE
			←	06/05→; +PR 1ZL / 1LH		11.0101-5409.2 260035	ATE
2.0 TDI	120	04/09→03/11	←	+PR 1LG		11.0101-5409.2 260035	ATE
2.0 TDI	125	11/08→03/11					
2.7 TDI	140	10/08→03/11	←	+PR 1ZL		11.0101-5409.2 260035	ATE
2.7 TDI quattro	140	10/08→03/11	←	+PR 1LT		11.0101-5409.2 260035	ATE
2.8 FSI	140	10/08→03/11					
2.8 FSI	162	10/08→03/11					
2.8 FSI quattro	140	10/08→03/11					
2.8 FSI quattro	162	10/08→03/11					
3.0 TDI quattro	176	10/08→03/11					
3.0 TFSI quattro	213	10/08→03/11					
3.0 TFSI quattro	220	10/08→03/11					
<b>Führungsbolzen, Bremssattel</b>							
2.0 TDI	89	09/05→06/06		+PR 1LT	2	11.8171-0008.1 990049	ATE
2.0 TDI	103	07/04→10/08		+PR 1ZL / 1LH	2	11.8171-0008.1 990049	ATE
2.0 TFSI	125	06/05→03/11					
2.4	130	05/04→10/08		+PR 1LG / 1LD	2	11.8171-0008.1 990049	ATE
2.4 quattro	130	01/05→10/08					
2.7 TDI	120	11/04→03/11					
2.7 TDI	132	11/04→10/08					
2.7 TDI quattro	120	06/05→03/11					
2.7 TDI quattro	132	11/04→10/08					
2.8 FSI	154	11/06→10/08					
2.8 FSI quattro	154	06/07→10/08					
3.0	160	08/04→05/06					
3.0 quattro	160	05/04→05/06					
3.0 TDI quattro	155	05/04→03/11					
3.0 TDI quattro	165	05/04→05/06					
3.0 TDI quattro	171	06/06→10/08					
3.2 FSI	188	05/04→05/09					
3.2 FSI	195	05/09→03/11					
3.2 FSI quattro	183	09/06→10/08					
3.2 FSI quattro	188	05/04→10/08					
4.2 FSI quattro	257	06/06→03/11					
4.2 quattro	246	05/04→05/06					
2.0 TDI	100	07/04→03/11		06/05→; +PR 1LT	2	11.8171-0008.1 990049	ATE
				06/05→; +PR 1ZL / 1LH	2	11.8171-0008.1 990049	ATE
				06/05→; +PR 1LG / 1LD	2	11.8171-0008.1 990049	ATE
2.0 TDI	120	04/09→03/11		+PR 1LT	2	11.8171-0008.1 990049	ATE
2.0 TDI	125	11/08→03/11					
2.7 TDI	140	10/08→03/11		+PR 1LG	2	11.8171-0008.1 990049	ATE
2.7 TDI quattro	140	10/08→03/11		+PR 1ZL	2	11.8171-0008.1 990049	ATE
2.8 FSI	140	10/08→03/11					
2.8 FSI	162	10/08→03/11					
2.8 FSI quattro	140	10/08→03/11					
2.8 FSI quattro	162	10/08→03/11					
3.0 TDI quattro	176	10/08→03/11					
3.0 TFSI quattro	213	10/08→03/11					
3.0 TFSI quattro	220	10/08→03/11					
S6 quattro	320	03/06→03/11				11.8171-0067.1 250153	ATE
<b>Dichtungssatz, Bremssattel</b>							
2.0 TDI	89	09/05→06/06	←	+PR 1LT		11.0441-5704.2 250034	ATE
2.0 TDI	103	07/04→10/08	←	+PR 1LG / 1LD		11.0441-6008.2 250038	ATE für Kolben-Ø [mm]: 60
2.0 TFSI	125	06/05→03/11	←	+PR 1ZL / 1LH		11.0441-6008.2 250038	ATE für Kolben-Ø [mm]: 60
2.4	130	05/04→10/08	←				
2.4 quattro	130	01/05→10/08					
2.7 TDI	120	11/04→03/11					
2.7 TDI	132	11/04→10/08					
2.7 TDI quattro	120	06/05→03/11					
2.7 TDI quattro	132	11/04→10/08					
2.8 FSI	154	11/06→10/08					
2.8 FSI quattro	154	06/07→10/08					
↓							



	kW					! #		
<b>AUDI - A6 C6 (4F2) 04/04→08/11</b>								
<b>Dichtungssatz, Bremsattel</b>								
3.0	160	08/04→05/06	←	+PR 1LT			11.0441-5704.2 250034	ATE
3.0 quattro	160	05/04→05/06	←	+PR 1LG / 1LD			11.0441-6008.2 250038	ATE für Kolben-Ø [mm]: 60
3.0 TDI quattro	155	05/04→03/11	←	+PR 1ZL / 1LH			11.0441-6008.2 250038	ATE für Kolben-Ø [mm]: 60
3.0 TDI quattro	165	05/04→05/06	←					
3.0 TDI quattro	171	06/06→10/08	←					
3.2 FSI	188	05/04→05/09	←					
3.2 FSI	195	05/09→03/11	←					
3.2 FSI quattro	183	09/06→10/08	←					
3.2 FSI quattro	188	05/04→10/08	←					
4.2 FSI quattro	257	06/06→03/11	←					
4.2 quattro	246	05/04→05/06	←					
2.0 TDI	100	07/04→03/11	←	06/05→; +PR 1LT			11.0441-5704.2 250034	ATE
			←	06/05→; +PR 1LG / 1LD			11.0441-6008.2 250038	ATE für Kolben-Ø [mm]: 60
			←	06/05→; +PR 1ZL / 1LH			11.0441-6008.2 250038	ATE für Kolben-Ø [mm]: 60
2.0 TDI	120	04/09→03/11	←	+PR 1LT			11.0441-5704.2 250034	ATE
2.0 TDI	125	11/08→03/11	←	+PR 1LG			11.0441-6008.2 250038	ATE für Kolben-Ø [mm]: 60
2.7 TDI	140	10/08→03/11	←	+PR 1ZL			11.0441-6008.2 250038	ATE für Kolben-Ø [mm]: 60
2.7 TDI quattro	140	10/08→03/11	←					
2.8 FSI	140	10/08→03/11	←					
2.8 FSI	162	10/08→03/11	←					
2.8 FSI quattro	140	10/08→03/11	←					
2.8 FSI quattro	162	10/08→03/11	←					
3.0 TDI quattro	176	10/08→03/11	←					
3.0 TFSI quattro	213	10/08→03/11	←					
3.0 TFSI quattro	220	10/08→03/11	←					
<b>Bremsschlauch</b>								
2.0 TDI	89	09/05→06/06	←		2	83.7813-0315.3 330870	L= 315	
2.0 TDI	103	07/04→10/08	→		2	24.5125-0323.3 330911	L= 323	
2.0 TDI	120	04/09→03/11	→					
2.0 TDI	125	11/08→03/11	→					
2.0 TFSI	125	06/05→03/11	→					
2.4	130	05/04→10/08	→					
2.4 quattro	130	01/05→10/08	→					
2.7 TDI	120	11/04→03/11	→					
2.7 TDI	132	11/04→10/08	→					
2.7 TDI	140	10/08→03/11	→					
2.7 TDI quattro	120	06/05→03/11	→					
2.7 TDI quattro	132	11/04→10/08	→					
2.7 TDI quattro	140	10/08→03/11	→					
2.8 FSI	140	10/08→03/11	→					
2.8 FSI	154	11/06→10/08	→					
2.8 FSI	162	10/08→03/11	→					
2.8 FSI quattro	140	10/08→03/11	→					
2.8 FSI quattro	154	06/07→10/08	→					
2.8 FSI quattro	162	10/08→03/11	→					
3.0	160	08/04→05/06	→					
3.0 quattro	160	05/04→05/06	→					
3.0 TDI quattro	155	05/04→03/11	→					
3.0 TDI quattro	165	05/04→05/06	→					
3.0 TDI quattro	171	06/06→10/08	→					
3.0 TDI quattro	176	10/08→03/11	→					
3.0 TFSI quattro	213	10/08→03/11	→					
3.0 TFSI quattro	220	10/08→03/11	→					
3.2 FSI	188	05/04→05/09	→					
3.2 FSI	195	05/09→03/11	→					
3.2 FSI quattro	183	09/06→10/08	→					
3.2 FSI quattro	188	05/04→10/08	→					
4.2 FSI quattro	257	06/06→03/11	→					
4.2 quattro	246	05/04→05/06	→					
S6 quattro	320	03/06→03/11	→					
2.0 TDI	100	07/04→03/11	←	06/05→	2	83.7813-0315.3 330870	L= 315	
			→	06/05→	2	24.5125-0323.3 330911	L= 323	
<b>AUDI - A6 C6 Avant (4F5) 11/04→08/11</b>								
<b>Bremssattel</b>								
2.0 TDI	89	09/05→06/06	←	☐; +PR 1LT		11.9571-9835.2 220427	ATE - Halter	
2.0 TDI	100	06/05→08/11	←	☐; +PR 1LT		11.9571-9836.2 220428	ATE - Halter	
2.0 TDI	103	06/05→10/08	←	☐; +PR 1LT		11.9571-9836.2 220428	ATE - Halter	
2.0 TFSI	125	06/05→08/11	←	☐; +PR 1LG / 1LD		24.3606-9953.5 241125	ATE - Halter	
2.4	130	03/05→10/08	←	☐; +PR 1LG / 1LD		24.3606-9953.5 241125	ATE - Halter	
2.4 quattro	130	03/05→10/08	←	☐; +PR 1LG / 1LD		24.3606-9954.5 241126	ATE - Halter	
2.7 TDI	120	03/05→08/11	←	☐; +PR 1ZL / 1LH		24.3606-9961.5 240970	ATE - Halter	
2.7 TDI	132	03/05→10/08	←	☐; +PR 1ZL / 1LH		24.3606-9961.5 240970	ATE - Halter	
2.7 TDI quattro	120	06/05→08/11	←	☐; +PR 1ZL / 1LH		24.3606-9962.5 240971	ATE - Halter	
2.7 TDI quattro	132	11/04→10/08	←	☐; +PR 1ZL / 1LH		24.3606-9962.5 240971	ATE - Halter	
2.8 FSI	154	11/06→10/08	→	☐; +PR 1KD / 2ED; → 4F-7-016200		24.6241-1701.5 240990	TRW + EMot / - Halter + FSB	
2.8 FSI quattro	154	06/07→10/08	→	☐; +PR 1KD / 2ED; → 4F-7-016200		24.6241-1702.5 240991	TRW + EMot / - Halter + FSB	
3.0	160	03/05→05/06	↓					

	kW			 	! #		
<b>AUDI - A6 C6 Avant (4F5) 11/04→08/11</b>							
<b> Bremssattel</b>							
3.0 quattro	160	03/05→05/06	➔	☐; 4F-7-016201→; +PR 1KD / 2ED / 1KQ		24.6241-1707.5 241225	TRW + EMot / - Halter + FSB
3.0 TDI quattro	155	03/05→08/11					
3.0 TDI quattro	165	03/05→05/06	➔	☐; 4F-7-016201→; +PR 1KD / 2ED / 1KQ		24.6241-1708.5 241226	TRW + EMot / - Halter + FSB
3.0 TDI quattro	171	06/06→10/08					
3.2 FSI	188	03/05→10/08	➔	☐; +PR 1KW / 2EE; → 4F-7-016200		24.6243-1701.5 241227	TRW + EMot / - Halter + FSB
3.2 FSI quattro	188	03/05→10/08	➔	☐; +PR 1KW / 2EE; → 4F-7-016200		24.6243-1702.5 241228	TRW + EMot / - Halter + FSB
4.2 FSI quattro	257	06/06→08/11	➔	☐; +PR 1KW / 2EE; → 4F-7-016200		24.6243-1709.5 241235	TRW + EMot / - Halter + FSB
4.2 quattro	246	03/05→05/06	➔	☐; 4F-7-016201→; +PR 1KW / 2EE		24.6243-1710.5 241236	TRW + EMot / - Halter + FSB
			➔	☐; 4F-7-016201→; +PR 1KW / 2EE		24.6243-1710.5 241236	TRW + EMot / - Halter + FSB
2.0 TDI	120	04/09→08/11	➔	☐; +PR 1LT		11.9571-9835.2 220427	ATE - Halter
2.0 TDI	125	10/08→08/11	➔	☐; +PR 1LT		11.9571-9836.2 220428	ATE - Halter
2.7 TDI	140	10/08→08/11	➔	☐; +PR 1LT		11.9571-9836.2 220428	ATE - Halter
2.7 TDI quattro	140	10/08→08/11	➔	☐; +PR 1LG		24.3606-9953.5 241125	ATE - Halter
2.8 FSI	140	10/08→08/11	➔	☐; +PR 1LG		24.3606-9954.5 241126	ATE - Halter
2.8 FSI	162	10/08→08/11	➔	☐; +PR 1LG		24.3606-9954.5 241126	ATE - Halter
2.8 FSI quattro	140	10/08→08/11	➔	☐; +PR 1ZL		24.3606-9961.5 240970	ATE - Halter
2.8 FSI quattro	162	10/08→08/11	➔	☐; +PR 1ZL		24.3606-9962.5 240971	ATE - Halter
3.0 TDI quattro	176	10/08→08/11	➔	☐; +PR 1ZL		24.3606-9962.5 240971	ATE - Halter
3.0 TFSI quattro	213	10/08→08/11	➔	☐; +PR 1KD / 1KQ		24.6241-1707.5 241225	TRW + EMot / - Halter + FSB
3.0 TFSI quattro	220	10/08→08/11	➔	☐; +PR 1KD / 1KQ		24.6241-1708.5 241226	TRW + EMot / - Halter + FSB
			➔	☐; +PR 1KW		24.6243-1709.5 241235	TRW + EMot / - Halter + FSB
			➔	☐; +PR 1KW		24.6243-1710.5 241236	TRW + EMot / - Halter + FSB
<b>Halter, Bremssattel</b>							
2.0 TDI	89	09/05→06/06	➔	+PR 1LT		11.0230-0569.1 260126	ATE
2.0 TDI	100	06/05→08/11	➔	+PR 1ZL / 1LH		11.0230-0663.1 260131	ATE
2.0 TDI	103	06/05→10/08	➔	+PR 1ZL / 1LH		11.0230-0663.1 260131	ATE
2.0 TFSI	125	06/05→08/11	➔	+PR 1LG / 1LD		11.0230-0807.1 260134	ATE
2.4	130	03/05→10/08					
2.4 quattro	130	03/05→10/08					
2.7 TDI	120	03/05→08/11					
2.7 TDI	132	03/05→10/08					
2.7 TDI quattro	120	06/05→08/11					
2.7 TDI quattro	132	11/04→10/08					
2.8 FSI	154	11/06→10/08					
2.8 FSI quattro	154	06/07→10/08					
3.0	160	03/05→05/06					
3.0 quattro	160	03/05→05/06					
3.0 TDI quattro	155	03/05→08/11					
3.0 TDI quattro	165	03/05→05/06					
3.0 TDI quattro	171	06/06→10/08					
3.2 FSI	188	03/05→10/08					
3.2 FSI quattro	188	03/05→10/08					
4.2 FSI quattro	257	06/06→08/11					
4.2 quattro	246	03/05→05/06					
2.0 TDI	120	04/09→08/11	➔	+PR 1LT		11.0230-0569.1 260126	ATE
2.0 TDI	125	10/08→08/11	➔	+PR 1ZL		11.0230-0663.1 260131	ATE
2.7 TDI	140	10/08→08/11	➔	+PR 1ZL		11.0230-0663.1 260131	ATE
2.7 TDI quattro	140	10/08→08/11	➔	+PR 1LG		11.0230-0807.1 260134	ATE
2.8 FSI	140	10/08→08/11	➔	+PR 1LG		11.0230-0807.1 260134	ATE
2.8 FSI	162	10/08→08/11	➔	+PR 1LG		11.0230-0807.1 260134	ATE
2.8 FSI quattro	140	10/08→08/11	➔	+PR 1LG		11.0230-0807.1 260134	ATE
2.8 FSI quattro	162	10/08→08/11	➔	+PR 1LG		11.0230-0807.1 260134	ATE
3.0 TDI quattro	176	10/08→08/11	➔	+PR 1LG		11.0230-0807.1 260134	ATE
3.0 TFSI quattro	213	10/08→08/11	➔	+PR 1LG		11.0230-0807.1 260134	ATE
3.0 TFSI quattro	220	10/08→08/11	➔	+PR 1LG		11.0230-0807.1 260134	ATE
<b>Feder, Bremssattel</b>							
2.0 TDI	89	09/05→06/06	➔	+PR 1LG / 1LD	2	11.8116-0347.2 390535	ATE
2.0 TDI	100	06/05→08/11	➔	+PR 1LT	2	11.8116-0347.2 390535	ATE
2.0 TDI	103	06/05→10/08	➔	+PR 1LT	2	11.8116-0347.2 390535	ATE
2.0 TFSI	125	06/05→08/11	➔	+PR 1ZL / 1LH	2	11.8116-0410.2 390589	ATE
2.4	130	03/05→10/08					
2.4 quattro	130	03/05→10/08					
2.7 TDI	120	03/05→08/11					
2.7 TDI	132	03/05→10/08					
2.7 TDI quattro	120	06/05→08/11					
2.7 TDI quattro	132	11/04→10/08					
2.8 FSI	154	11/06→10/08					
2.8 FSI quattro	154	06/07→10/08					
3.0	160	03/05→05/06					
3.0 quattro	160	03/05→05/06					
3.0 TDI quattro	155	03/05→08/11					
3.0 TDI quattro	165	03/05→05/06					
3.0 TDI quattro	171	06/06→10/08					
3.2 FSI	188	03/05→10/08					
3.2 FSI quattro	188	03/05→10/08					
4.2 FSI quattro	257	06/06→08/11					
↓							

	kw			 	! #		
<b>AUDI - A6 C6 Avant (4F5) 11/04→08/11</b>							
<b>Feder, Bremssattel</b>							
4.2 quattro	246	03/05→05/06	←	+PR 1LG / 1LD	2	11.8116-0347.2 390535	ATE
			←	+PR 1LT	2	11.8116-0347.2 390535	ATE
			←	+PR 1ZL / 1LH	2	11.8116-0410.2 390589	ATE
2.0 TDI	120	04/09→08/11	←	+PR 1LG	2	11.8116-0347.2 390535	ATE
2.0 TDI	125	10/08→08/11					
2.7 TDI	140	10/08→08/11	←	+PR 1LT	2	11.8116-0347.2 390535	ATE
2.7 TDI quattro	140	10/08→08/11	←	+PR 1ZL	2	11.8116-0410.2 390589	ATE
2.8 FSI	140	10/08→08/11					
2.8 FSI	162	10/08→08/11					
2.8 FSI quattro	140	10/08→08/11					
2.8 FSI quattro	162	10/08→08/11					
3.0 TDI quattro	176	10/08→08/11					
3.0 TFSI quattro	213	10/08→08/11					
3.0 TFSI quattro	220	10/08→08/11					
<b>Führungshülzensatz, Bremssattel</b>							
2.0 TDI	89	09/05→06/06	←	+PR 1LG / 1LD		11.0101-5409.2 260035	ATE
2.0 TDI	100	06/05→08/11	←	+PR 1ZL / 1LH		11.0101-5409.2 260035	ATE
2.0 TDI	103	06/05→10/08					
2.0 TFSI	125	06/05→08/11	←	+PR 1LT		11.0101-5409.2 260035	ATE
2.4	130	03/05→10/08					
2.4 quattro	130	03/05→10/08					
2.7 TDI	120	03/05→08/11					
2.7 TDI	132	03/05→10/08					
2.7 TDI quattro	120	06/05→08/11					
2.7 TDI quattro	132	11/04→10/08					
2.8 FSI	154	11/06→10/08					
2.8 FSI quattro	154	06/07→10/08					
3.0	160	03/05→05/06					
3.0 quattro	160	03/05→05/06					
3.0 TDI quattro	155	03/05→08/11					
3.0 TDI quattro	165	03/05→05/06					
3.0 TDI quattro	171	06/06→10/08					
3.2 FSI	188	03/05→10/08					
3.2 FSI quattro	188	03/05→10/08					
4.2 FSI quattro	257	06/06→08/11					
4.2 quattro	246	03/05→05/06					
2.0 TDI	120	04/09→08/11	←	+PR 1LG		11.0101-5409.2 260035	ATE
2.0 TDI	125	10/08→08/11					
2.7 TDI	140	10/08→08/11	←	+PR 1ZL		11.0101-5409.2 260035	ATE
2.7 TDI quattro	140	10/08→08/11	←	+PR 1LT		11.0101-5409.2 260035	ATE
2.8 FSI	140	10/08→08/11					
2.8 FSI	162	10/08→08/11					
2.8 FSI quattro	140	10/08→08/11					
2.8 FSI quattro	162	10/08→08/11					
3.0 TDI quattro	176	10/08→08/11					
3.0 TFSI quattro	213	10/08→08/11					
3.0 TFSI quattro	220	10/08→08/11					
<b>Führungsbolzen, Bremssattel</b>							
2.0 TDI	89	09/05→06/06		+PR 1LT	2	11.8171-0008.1 990049	ATE
2.0 TDI	100	06/05→08/11					
2.0 TDI	103	06/05→10/08		+PR 1ZL / 1LH	2	11.8171-0008.1 990049	ATE
2.0 TFSI	125	06/05→08/11		+PR 1LG / 1LD	2	11.8171-0008.1 990049	ATE
2.4	130	03/05→10/08					
2.4 quattro	130	03/05→10/08					
2.7 TDI	120	03/05→08/11					
2.7 TDI	132	03/05→10/08					
2.7 TDI quattro	120	06/05→08/11					
2.7 TDI quattro	132	11/04→10/08					
2.8 FSI	154	11/06→10/08					
2.8 FSI quattro	154	06/07→10/08					
3.0	160	03/05→05/06					
3.0 quattro	160	03/05→05/06					
3.0 TDI quattro	155	03/05→08/11					
3.0 TDI quattro	165	03/05→05/06					
3.0 TDI quattro	171	06/06→10/08					
3.2 FSI	188	03/05→10/08					
3.2 FSI quattro	188	03/05→10/08					
4.2 FSI quattro	257	06/06→08/11					
4.2 quattro	246	03/05→05/06					
2.0 TDI	120	04/09→08/11		+PR 1LT	2	11.8171-0008.1 990049	ATE
2.0 TDI	125	10/08→08/11					
2.7 TDI	140	10/08→08/11		+PR 1LG	2	11.8171-0008.1 990049	ATE
2.7 TDI quattro	140	10/08→08/11		+PR 1ZL	2	11.8171-0008.1 990049	ATE
2.8 FSI	140	10/08→08/11					
2.8 FSI	162	10/08→08/11					
2.8 FSI quattro	140	10/08→08/11					
2.8 FSI quattro	162	10/08→08/11					
3.0 TDI quattro	176	10/08→08/11					
3.0 TFSI quattro	213	10/08→08/11					
↓							

**AUDI - A6 C6 Avant (4F5) 11/04→08/11**

**Führungsbolzen, Bremsattel**

3.0 TFSI quattro	220	10/08→08/11		+PR 1LT	2	11.8171-0008.1	990049	ATE
				+PR 1LG	2	11.8171-0008.1	990049	ATE
				+PR 1ZL	2	11.8171-0008.1	990049	ATE
S6 quattro	320	03/06→08/11	←			11.8171-0067.1	250153	ATE

**Dichtungssatz, Bremsattel**

2.0 TDI	89	09/05→06/06	←	+PR 1LT		11.0441-5704.2	250034	ATE
2.0 TDI	100	06/05→08/11						
2.0 TDI	103	06/05→10/08	←	+PR 1LG / 1LD		11.0441-6008.2	250038	ATE für Kolben-Ø [mm]: 60
2.0 TFSI	125	06/05→08/11	←	+PR 1ZL / 1LH		11.0441-6008.2	250038	ATE für Kolben-Ø [mm]: 60
2.4	130	03/05→10/08						
2.4 quattro	130	03/05→10/08						
2.7 TDI	120	03/05→08/11						
2.7 TDI	132	03/05→10/08						
2.7 TDI quattro	120	06/05→08/11						
2.7 TDI quattro	132	11/04→10/08						
2.8 FSI	154	11/06→10/08						
2.8 FSI quattro	154	06/07→10/08						
3.0	160	03/05→05/06						
3.0 quattro	160	03/05→05/06						
3.0 TDI quattro	155	03/05→08/11						
3.0 TDI quattro	165	03/05→05/06						
3.0 TDI quattro	171	06/06→10/08						
3.2 FSI	188	03/05→10/08						
3.2 FSI quattro	188	03/05→10/08						
4.2 FSI quattro	257	06/06→08/11						
4.2 quattro	246	03/05→05/06						
2.0 TDI	120	04/09→08/11	←	+PR 1LT		11.0441-5704.2	250034	ATE
2.0 TDI	125	10/08→08/11						
2.7 TDI	140	10/08→08/11	←	+PR 1LG		11.0441-6008.2	250038	ATE für Kolben-Ø [mm]: 60
2.7 TDI quattro	140	10/08→08/11	←	+PR 1ZL		11.0441-6008.2	250038	ATE für Kolben-Ø [mm]: 60
2.8 FSI	140	10/08→08/11						
2.8 FSI	162	10/08→08/11						
2.8 FSI quattro	140	10/08→08/11						
2.8 FSI quattro	162	10/08→08/11						
3.0 TDI quattro	176	10/08→08/11						
3.0 TFSI quattro	213	10/08→08/11						
3.0 TFSI quattro	220	10/08→08/11						









 **Bremsschlauch**

2.0 TDI	89	09/05→06/06	←		2	83.7813-0315.3	330870	L= 315
2.0 TDI	100	06/05→08/11						
2.0 TDI	103	06/05→10/08	→		2	24.5125-0323.3	330911	L= 323
2.0 TDI	120	04/09→08/11						
2.0 TDI	125	10/08→08/11						
2.0 TFSI	125	06/05→08/11						
2.4	130	03/05→10/08						
2.4 quattro	130	03/05→10/08						
2.7 TDI	120	03/05→08/11						
2.7 TDI	132	03/05→10/08						
2.7 TDI	140	10/08→08/11						
2.7 TDI quattro	120	06/05→08/11						
2.7 TDI quattro	132	11/04→10/08						
2.7 TDI quattro	140	10/08→08/11						
2.8 FSI	140	10/08→08/11						
2.8 FSI	154	11/06→10/08						
2.8 FSI	162	10/08→08/11						
2.8 FSI quattro	140	10/08→08/11						
2.8 FSI quattro	154	06/07→10/08						
2.8 FSI quattro	162	10/08→08/11						
3.0	160	03/05→05/06						
3.0 quattro	160	03/05→05/06						
3.0 TDI quattro	155	03/05→08/11						
3.0 TDI quattro	165	03/05→05/06						
3.0 TDI quattro	171	06/06→10/08						
3.0 TDI quattro	176	10/08→08/11						
3.0 TFSI quattro	213	10/08→08/11						
3.0 TFSI quattro	220	10/08→08/11						
3.2 FSI	188	03/05→10/08						
3.2 FSI quattro	188	03/05→10/08						
4.2 FSI quattro	257	06/06→08/11						
4.2 quattro	246	03/05→05/06						
S6 quattro	320	03/06→08/11						









**AUDI - A6 C7 (4G2, 4GC) 11/10→09/18**

 **Bremssattel**








1.8 TFSI	140	09/14→09/18	←	☐; +PR 1LL		24.3426-9905.5	240950	ATE - Halter
2.0 TDI	100	01/12→09/18						
2.0 TDI	110	09/14→09/18	←	☐; +PR 1LF		24.3426-9905.5	240950	ATE - Halter
2.0 TDI	140	11/13→09/18						
↓								










	kw			 	! #		
<b>AUDI - A6 C7 (4G2, 4GC) 11/10→09/18</b>							
<b> Bremssattel</b>							
2.0 TDI quattro	140	04/15→09/18	←	☐; +PR 1ZK		24.3426-9905.5 240950	ATE - Halter
2.0 TFSI	185	09/14→09/18	←	☐; +PR 1LF		24.3426-9906.5 240951	ATE - Halter
2.0 TFSI hybrid	155	11/11→09/18	←	☐; +PR 1LF		24.3426-9906.5 240951	ATE - Halter
2.0 TFSI quattro	155	05/12→05/13	←	☐; +PR 1ZK		24.3426-9906.5 240951	ATE - Halter
2.0 TFSI quattro	183	05/15→09/18	←	☐; +PR 1ZK		24.3426-9906.5 240951	ATE - Halter
2.0 TFSI quattro	185	05/14→09/18	←	☐; +PR 1LL		24.3426-9906.5 240951	ATE - Halter
2.8 FSI quattro	162	09/14→09/18	←	☐; +PR 1LA		24.3601-1731.5 240804	TRW - Halter
3.0 TDI	155	09/14→09/18	←	☐; +PR 1LA		24.3601-1732.5 240805	TRW - Halter
3.0 TDI quattro	160	09/14→09/18	←	☐; +PR 1LJ		24.3606-1713.5 240892	TRW - Halter
3.0 TDI quattro	200	09/14→09/18	←	☐; +PR 1LJ		24.3606-1714.5 240893	TRW - Halter
3.0 TDI quattro	235	09/14→09/18	←	☐; +PR 1LJ		24.3606-1714.5 240893	TRW - Halter
3.0 TDI quattro	240	09/14→09/18	→	☐; +PR 1KW		24.6243-1715.5 240741	TRW + EMot / - Halter + FSB
3.0 TFSI quattro	245	09/14→09/18	→	☐; +PR 1KW		24.6243-1716.5 240742	TRW + EMot / - Halter + FSB
S6 quattro	331	10/14→09/18	→	☐; +PR 2EA / 2EE		24.6243-1723.5 240798	TRW + EMot / - Halter + FSB
			→	☐; +PR 2EA / 2EE		24.6243-1724.5 240799	TRW + EMot / - Halter + FSB
2.0 TDI	120	03/11→09/18	←	☐; 04/11→; +PR 1LL		24.3426-9905.5 240950	ATE - Halter
2.0 TDI	130	03/11→09/18	←	☐; 07/11→; +PR 1LF		24.3426-9905.5 240950	ATE - Halter
2.0 TFSI	155	03/11→05/13	←	☐; 07/11→; +PR 1LF		24.3426-9905.5 240950	ATE - Halter
2.8 FSI	150	11/10→04/15	←	☐; 04/11→; +PR 1ZK		24.3426-9905.5 240950	ATE - Halter
2.8 FSI quattro	150	11/10→04/15	←	☐; 04/11→; +PR 1ZK		24.3426-9905.5 240950	ATE - Halter
3.0 TDI	150	11/10→09/18	←	☐; 04/11→; +PR 1ZK		24.3426-9906.5 240951	ATE - Halter
3.0 TDI quattro	150	03/11→09/18	←	☐; 04/11→; +PR 1LL		24.3426-9906.5 240951	ATE - Halter
3.0 TDI quattro	180	03/11→09/18	←	☐; 04/11→; +PR 1LL		24.3426-9906.5 240951	ATE - Halter
3.0 TFSI quattro	220	11/10→05/12	←	☐; 07/11→; +PR 1LF		24.3426-9906.5 240951	ATE - Halter
3.0 TFSI quattro	228	03/11→09/18	←	☐; 04/11→; +PR 1LA		24.3601-1731.5 240804	TRW - Halter
			←	☐; 04/11→; +PR 1LA		24.3601-1732.5 240805	TRW - Halter
			←	☐; 04/11→; +PR 1LJ		24.3606-1713.5 240892	TRW - Halter
			←	☐; 04/11→; +PR 1LJ		24.3606-1714.5 240893	TRW - Halter
			→	☐; 04/11→; +PR 1KW		24.6243-1715.5 240741	TRW + EMot / - Halter + FSB
			→	☐; 04/11→; +PR 1KW		24.6243-1716.5 240742	TRW + EMot / - Halter + FSB
			→	☐; 04/11→; +PR 2EA / 2EE		24.6243-1723.5 240798	TRW + EMot / - Halter + FSB
			→	☐; 04/11→; +PR 2EA / 2EE		24.6243-1724.5 240799	TRW + EMot / - Halter + FSB
2.0 TFSI	132	05/11→09/18	←	☐; +PR 1ZK		24.3426-9905.5 240950	ATE - Halter
			←	☐; +PR 1LL		24.3426-9905.5 240950	ATE - Halter
			←	☐; 07/11→; +PR 1LF		24.3426-9905.5 240950	ATE - Halter
			←	☐; +PR 1ZK		24.3426-9906.5 240951	ATE - Halter
			←	☐; 07/11→; +PR 1LF		24.3426-9906.5 240951	ATE - Halter
			←	☐; +PR 1LL		24.3426-9906.5 240951	ATE - Halter
			←	☐; +PR 1LA		24.3601-1731.5 240804	TRW - Halter
			←	☐; +PR 1LA		24.3601-1732.5 240805	TRW - Halter
			←	☐; +PR 1LJ		24.3606-1713.5 240892	TRW - Halter
			←	☐; +PR 1LJ		24.3606-1714.5 240893	TRW - Halter
			→	☐; +PR 1KW		24.6243-1715.5 240741	TRW + EMot / - Halter + FSB
			→	☐; +PR 1KW		24.6243-1716.5 240742	TRW + EMot / - Halter + FSB
			→	☐; +PR 2EA / 2EE		24.6243-1723.5 240798	TRW + EMot / - Halter + FSB
			→	☐; +PR 2EA / 2EE		24.6243-1724.5 240799	TRW + EMot / - Halter + FSB
2.0 TFSI	162	05/13→09/18	←	☐; 09/14→; +PR 1LL		24.3426-9905.5 240950	ATE - Halter
			←	☐; 09/14→; +PR 1ZK		24.3426-9905.5 240950	ATE - Halter
			←	☐; 09/14→; +PR 1LF		24.3426-9905.5 240950	ATE - Halter
			←	☐; 09/14→; +PR 1LF		24.3426-9906.5 240951	ATE - Halter
			←	☐; 09/14→; +PR 1LL		24.3426-9906.5 240951	ATE - Halter
			←	☐; 09/14→; +PR 1ZK		24.3426-9906.5 240951	ATE - Halter
			←	☐; +PR 1LA		24.3601-1731.5 240804	TRW - Halter
			←	☐; +PR 1LA		24.3601-1732.5 240805	TRW - Halter
			←	☐; +PR 1LJ		24.3606-1713.5 240892	TRW - Halter
			←	☐; +PR 1LJ		24.3606-1714.5 240893	TRW - Halter
			→	☐; +PR 1KW		24.6243-1715.5 240741	TRW + EMot / - Halter + FSB
			→	☐; +PR 1KW		24.6243-1716.5 240742	TRW + EMot / - Halter + FSB











	kw			 	! #		
<b>AUDI - A6 C7 (4G2, 4GC) 11/10→09/18</b>							
<b> Bremssattel</b>							
2.0 TFSI	162	05/13→09/18	→	☐; +PR 2EA / 2EE	24.6243-1723.5	240798	TRW + EMot / - Halter + FSB
			→	☐; +PR 2EA / 2EE	24.6243-1724.5	240799	TRW + EMot / - Halter + FSB
3.0 TDI quattro	230	11/11→09/18	←	☐; 12/11→; +PR 1LL	24.3426-9905.5	240950	ATE - Halter
			←	☐; 12/11→; +PR 1ZK	24.3426-9905.5	240950	ATE - Halter
			←	☐; 12/11→; +PR 1LF	24.3426-9905.5	240950	ATE - Halter
			←	☐; 12/11→; +PR 1LL	24.3426-9906.5	240951	ATE - Halter
			←	☐; 12/11→; +PR 1LF	24.3426-9906.5	240951	ATE - Halter
			←	☐; 12/11→; +PR 1ZK	24.3426-9906.5	240951	ATE - Halter
			←	☐; 12/11→; +PR 1LA	24.3601-1731.5	240804	TRW - Halter
			←	☐; 12/11→; +PR 1LA	24.3601-1732.5	240805	TRW - Halter
			←	☐; 12/11→; +PR 1LJ	24.3606-1713.5	240892	TRW - Halter
			←	☐; 12/11→; +PR 1LJ	24.3606-1714.5	240893	TRW - Halter
			→	☐; 12/11→; +PR 1KW	24.6243-1715.5	240741	TRW + EMot / - Halter + FSB
			→	☐; 12/11→; +PR 1KW	24.6243-1716.5	240742	TRW + EMot / - Halter + FSB
			→	☐; 12/11→; +PR 2EA / 2EE	24.6243-1723.5	240798	TRW + EMot / - Halter + FSB
→	☐; 12/11→; +PR 2EA / 2EE	24.6243-1724.5	240799	TRW + EMot / - Halter + FSB			
S6 quattro	309	02/12→09/18	←	☐; 04/12→; +PR 1ZK	24.3426-9905.5	240950	ATE - Halter
			←	☐; 04/12→; +PR 1LF	24.3426-9905.5	240950	ATE - Halter
			←	☐; 04/12→; +PR 1LL	24.3426-9905.5	240950	ATE - Halter
			←	☐; 04/12→; +PR 1LL	24.3426-9906.5	240951	ATE - Halter
			←	☐; 04/12→; +PR 1LF	24.3426-9906.5	240951	ATE - Halter
			←	☐; 04/12→; +PR 1ZK	24.3426-9906.5	240951	ATE - Halter
			←	☐; 04/12→; +PR 1LA	24.3601-1731.5	240804	TRW - Halter
			←	☐; 04/12→; +PR 1LA	24.3601-1732.5	240805	TRW - Halter
			←	☐; 04/12→; +PR 1LJ	24.3606-1713.5	240892	TRW - Halter
			←	☐; 04/12→; +PR 1LJ	24.3606-1714.5	240893	TRW - Halter
			→	☐; 04/12→; +PR 1KW	24.6243-1715.5	240741	TRW + EMot / - Halter + FSB
			→	☐; 04/12→; +PR 1KW	24.6243-1716.5	240742	TRW + EMot / - Halter + FSB
			→	☐; 04/12→; +PR 2EA / 2EE	24.6243-1723.5	240798	TRW + EMot / - Halter + FSB
→	☐; 04/12→; +PR 2EA / 2EE	24.6243-1724.5	240799	TRW + EMot / - Halter + FSB			
<b>Führungshülzensatz, Bremssattel</b>							
1.8 TFSI	140	09/14→09/18	←	+PR 1ZK	11.0101-7001.2	260139	ATE
2.0 TDI	100	01/12→09/18	←	+PR 1LL	11.0101-7001.2	260139	ATE
2.0 TDI	110	09/14→09/18					
2.0 TDI	140	11/13→09/18					
2.0 TDI quattro	140	04/15→09/18					
2.0 TFSI	132	05/11→09/18					
2.0 TFSI	162	05/13→09/18					
2.0 TFSI	185	09/14→09/18					
2.0 TFSI hybrid	155	11/11→09/18					
2.0 TFSI quattro	155	05/12→05/13					
2.0 TFSI quattro	183	05/15→09/18					
2.0 TFSI quattro	185	05/14→09/18					
2.8 FSI quattro	162	09/14→09/18					
3.0 TDI	155	09/14→09/18					
3.0 TDI	160	09/14→09/18					
3.0 TDI quattro	155	09/14→09/18					
3.0 TDI quattro	160	09/14→09/18					
3.0 TDI quattro	200	09/14→09/18					
3.0 TDI quattro	235	09/14→09/18					
3.0 TDI quattro	240	09/14→09/18					
3.0 TFSI quattro	245	09/14→09/18					
S6 quattro	331	10/14→09/18					
2.0 TDI	120	03/11→09/18	←	04/11→; +PR 1ZK	11.0101-7001.2	260139	ATE
2.0 TDI	130	03/11→09/18	←	04/11→; +PR 1LL	11.0101-7001.2	260139	ATE
2.0 TFSI	155	03/11→05/13					
2.8 FSI	150	11/10→04/15					
2.8 FSI quattro	150	11/10→04/15					
3.0 TDI	150	11/10→09/18					
3.0 TDI quattro	150	03/11→09/18					
3.0 TDI quattro	180	03/11→09/18					
3.0 TFSI quattro	220	11/10→05/12					
3.0 TFSI quattro	228	03/11→09/18					
3.0 TDI quattro	230	11/11→09/18	←	12/11→; +PR 1ZK	11.0101-7001.2	260139	ATE
↓							



	kw			 	! #		
<b>AUDI - A6 C7 (4G2, 4GC) 11/10→09/18</b>							
<b>Führungshülzensatz, Bremsattel</b>							
3.0 TDI quattro	230	11/11→09/18	←	12/11→; +PR 1LL		11.0101-7001.2 260139	ATE
S6 quattro	309	02/12→09/18	←	04/12→; +PR 1LL		11.0101-7001.2 260139	ATE
			←	04/12→; +PR 1ZK		11.0101-7001.2 260139	ATE
<b>Führungsbolzen, Bremsattel</b>							
1.8 TFSI	140	09/14→09/18		+PR 1ZK		11.8171-0096.1 250155	ATE
2.0 TDI	100	01/12→09/18		+PR 1LL		11.8171-0096.1 250155	ATE
2.0 TDI	110	09/14→09/18		+PR 1LF		11.8171-0096.1 250155	ATE
2.0 TDI	140	11/13→09/18				11.8171-0096.1 250155	ATE
2.0 TDI quattro	140	04/15→09/18					
2.0 TFSI	162	05/13→09/18					
2.0 TFSI	185	09/14→09/18					
2.0 TFSI hybrid	155	11/11→09/18					
2.0 TFSI quattro	155	05/12→05/13					
2.0 TFSI quattro	183	05/15→09/18					
2.0 TFSI quattro	185	05/14→09/18					
2.8 FSI quattro	162	09/14→09/18					
3.0 TDI	155	09/14→09/18					
3.0 TDI	160	09/14→09/18					
3.0 TDI quattro	155	09/14→09/18					
3.0 TDI quattro	160	09/14→09/18					
3.0 TDI quattro	200	09/14→09/18					
3.0 TDI quattro	235	09/14→09/18					
3.0 TDI quattro	240	09/14→09/18					
3.0 TFSI quattro	245	09/14→09/18					
S6 quattro	331	10/14→09/18					
2.0 TDI	120	03/11→09/18		04/11→; +PR 1ZK		11.8171-0096.1 250155	ATE
2.0 TDI	130	03/11→09/18		04/11→; +PR 1LL		11.8171-0096.1 250155	ATE
2.0 TFSI	155	03/11→05/13		07/11→; +PR 1LF		11.8171-0096.1 250155	ATE
2.8 FSI	150	11/10→04/15					
2.8 FSI quattro	150	11/10→04/15					
3.0 TDI	150	11/10→09/18					
3.0 TDI quattro	150	03/11→09/18					
3.0 TDI quattro	180	03/11→09/18					
3.0 TFSI quattro	220	11/10→05/12					
3.0 TFSI quattro	228	03/11→09/18					
2.0 TFSI	132	05/11→09/18		+PR 1ZK		11.8171-0096.1 250155	ATE
				+PR 1LL		11.8171-0096.1 250155	ATE
				07/11→; +PR 1LF		11.8171-0096.1 250155	ATE
3.0 TDI quattro	230	11/11→09/18		12/11→; +PR 1LF		11.8171-0096.1 250155	ATE
				12/11→; +PR 1ZK		11.8171-0096.1 250155	ATE
				12/11→; +PR 1LL		11.8171-0096.1 250155	ATE
S6 quattro	309	02/12→09/18		04/12→; +PR 1ZK		11.8171-0096.1 250155	ATE
				04/12→; +PR 1LF		11.8171-0096.1 250155	ATE
				04/12→; +PR 1LL		11.8171-0096.1 250155	ATE
<b>Bremsschlauch</b>							
1.8 TFSI	140	09/14→09/18	←	+PR 1LA / 1LJ / 1LL / 1LF / 1LP	2	24.5140-0650.3 331500	L= 650
2.0 TDI	100	01/12→09/18	←	+PR 1LU / 1LW	2	24.5140-0670.3 331501	L= 670
2.0 TDI	110	09/14→09/18					
2.0 TDI	140	11/13→09/18					
2.0 TDI quattro	140	04/15→09/18					
2.0 TFSI	132	05/11→09/18					
2.0 TFSI	162	05/13→09/18					
2.0 TFSI	185	09/14→09/18					
2.0 TFSI hybrid	155	11/11→09/18					
2.0 TFSI quattro	155	05/12→05/13					
2.0 TFSI quattro	183	05/15→09/18					
2.0 TFSI quattro	185	05/14→09/18					
2.8 FSI quattro	162	09/14→09/18					
3.0 TDI	155	09/14→09/18					
3.0 TDI	160	09/14→09/18					
3.0 TDI quattro	155	09/14→09/18					
3.0 TDI quattro	160	09/14→09/18					
3.0 TDI quattro	200	09/14→09/18					
3.0 TDI quattro	235	09/14→09/18					
3.0 TDI quattro	240	09/14→09/18					
3.0 TFSI quattro	245	09/14→09/18					
S6 quattro	331	10/14→09/18					
2.0 TDI	120	03/11→09/18	←	04/11→; +PR 1LA / 1LJ / 1LL / 1LF / 1LP	2	24.5140-0650.3 331500	L= 650
2.0 TDI	130	03/11→09/18	←	04/11→; +PR 1LU / 1LW	2	24.5140-0670.3 331501	L= 670
2.0 TFSI	155	03/11→05/13					
2.8 FSI	150	11/10→04/15					
2.8 FSI quattro	150	11/10→04/15					
3.0 TDI	150	11/10→09/18					
3.0 TDI quattro	150	03/11→09/18					
3.0 TDI quattro	180	03/11→09/18					

	kw			 	! #		
<b>AUDI - A6 C7 (4G2, 4GC) 11/10→09/18</b>							
 <b>Bremsschlauch</b>							
3.0 TFSI quattro	220	11/10→05/12	←	04/11→; +PR 1LA / 1LJ / 1LL / 1LF / 1LP	2	24.5140-0650.3	331500 L= 650
3.0 TFSI quattro	228	03/11→09/18	←	04/11→; +PR 1LU / 1LW	2	24.5140-0670.3	331501 L= 670
3.0 TDI quattro	230	11/11→09/18	←	12/11→; +PR 1LA / 1LJ / 1LL / 1LF / 1LP	2	24.5140-0650.3	331500 L= 650
			←	12/11→; +PR 1LU / 1LW	2	24.5140-0670.3	331501 L= 670
S6 quattro	309	02/12→09/18	←	04/12→; +PR 1LA / 1LJ / 1LL / 1LF / 1LP	2	24.5140-0650.3	331500 L= 650
			←	04/12→; +PR 1LU / 1LW	2	24.5140-0670.3	331501 L= 670
<b>AUDI - A6 C7 Avant (4G5, 4GD) 05/11→09/18</b>							
 <b>Bremssattel</b>							
1.8 TFSI	140	09/14→09/18	←	☐; +PR 1LL		24.3426-9905.5	240950 ATE - Halter
2.0 TDI	100	01/12→09/18	←	☐; +PR 1LF		24.3426-9905.5	240950 ATE - Halter
2.0 TDI	110	09/14→09/18	←	☐; +PR 1LF		24.3426-9905.5	240950 ATE - Halter
2.0 TDI	140	11/13→09/18	←	☐; +PR 1ZK		24.3426-9905.5	240950 ATE - Halter
2.0 TDI quattro	140	04/15→09/18	←	☐; +PR 1ZK		24.3426-9905.5	240950 ATE - Halter
2.0 TFSI	132	06/11→09/18	←	☐; +PR 1LF		24.3426-9906.5	240951 ATE - Halter
2.0 TFSI	185	09/14→09/18	←	☐; +PR 1ZK		24.3426-9906.5	240951 ATE - Halter
2.0 TFSI quattro	183	05/15→09/18	←	☐; +PR 1ZK		24.3426-9906.5	240951 ATE - Halter
2.0 TFSI quattro	185	05/15→09/18	←	☐; +PR 1LL		24.3426-9906.5	240951 ATE - Halter
2.8 FSI quattro	162	09/14→09/18	←	☐; +PR 1LA		24.3601-1731.5	240804 TRW - Halter
3.0 TDI	155	09/14→09/18	←	☐; +PR 1LA		24.3601-1732.5	240805 TRW - Halter
3.0 TDI	160	09/14→09/18	←	☐; +PR 1LA		24.3601-1732.5	240805 TRW - Halter
3.0 TDI quattro	155	09/14→09/18	←	☐; +PR 1LJ		24.3606-1713.5	240892 TRW - Halter
3.0 TDI quattro	160	09/14→09/18	←	☐; +PR 1LJ		24.3606-1713.5	240892 TRW - Halter
3.0 TDI quattro	200	09/14→09/18	←	☐; +PR 1LJ		24.3606-1714.5	240893 TRW - Halter
3.0 TDI quattro	235	09/14→09/18	←	☐; +PR 1LJ		24.3606-1714.5	240893 TRW - Halter
3.0 TDI quattro	240	09/14→09/18	→	☐; +PR 1KW		24.6243-1715.5	240741 TRW + EMot / - Halter + FSB
3.0 TFSI quattro	228	11/11→09/18	→	☐; +PR 1KW		24.6243-1716.5	240742 TRW + EMot / - Halter + FSB
3.0 TFSI quattro	245	09/14→09/18	→	☐; +PR 1KW		24.6243-1716.5	240742 TRW + EMot / - Halter + FSB
S6 quattro	331	10/14→09/18	→	☐; +PR 2EA / 2EE		24.6243-1723.5	240798 TRW + EMot / - Halter + FSB
			→	☐; +PR 2EA / 2EE		24.6243-1724.5	240799 TRW + EMot / - Halter + FSB
2.0 TDI	120	05/11→09/18	←	☐; 09/11→; +PR 1LF		24.3426-9905.5	240950 ATE - Halter
2.0 TDI	130	05/11→09/18	←	☐; 09/11→; +PR 1LF		24.3426-9905.5	240950 ATE - Halter
2.8 FSI	150	05/11→04/15	←	☐; 09/11→; +PR 1LL		24.3426-9905.5	240950 ATE - Halter
2.8 FSI quattro	150	05/11→04/15	←	☐; 09/11→; +PR 1ZK		24.3426-9905.5	240950 ATE - Halter
3.0 TDI	150	05/11→09/18	←	☐; 09/11→; +PR 1ZK		24.3426-9905.5	240950 ATE - Halter
3.0 TDI quattro	150	05/11→09/18	←	☐; 09/11→; +PR 1LL		24.3426-9906.5	240951 ATE - Halter
3.0 TDI quattro	180	05/11→09/18	←	☐; 09/11→; +PR 1LL		24.3426-9906.5	240951 ATE - Halter
3.0 TFSI quattro	220	05/11→05/12	←	☐; 09/11→; +PR 1LF		24.3426-9906.5	240951 ATE - Halter
			←	☐; 09/11→; +PR 1ZK		24.3426-9906.5	240951 ATE - Halter
			←	☐; 09/11→; +PR 1LA		24.3601-1731.5	240804 TRW - Halter
			←	☐; 09/11→; +PR 1LA		24.3601-1732.5	240805 TRW - Halter
			←	☐; 09/11→; +PR 1LJ		24.3606-1713.5	240892 TRW - Halter
			←	☐; 09/11→; +PR 1LJ		24.3606-1714.5	240893 TRW - Halter
			→	☐; 09/11→; +PR 1KW		24.6243-1715.5	240741 TRW + EMot / - Halter + FSB
			→	☐; 09/11→; +PR 1KW		24.6243-1716.5	240742 TRW + EMot / - Halter + FSB
			→	☐; 09/11→; +PR 2EA / 2EE		24.6243-1723.5	240798 TRW + EMot / - Halter + FSB
			→	☐; 09/11→; +PR 2EA / 2EE		24.6243-1724.5	240799 TRW + EMot / - Halter + FSB
3.0 TDI quattro	230	11/11→09/18	←	☐; 12/11→; +PR 1LL		24.3426-9905.5	240950 ATE - Halter
			←	☐; 12/11→; +PR 1ZK		24.3426-9905.5	240950 ATE - Halter
			←	☐; 12/11→; +PR 1LF		24.3426-9905.5	240950 ATE - Halter
			←	☐; 12/11→; +PR 1LL		24.3426-9906.5	240951 ATE - Halter
			←	☐; 12/11→; +PR 1LF		24.3426-9906.5	240951 ATE - Halter
			←	☐; 12/11→; +PR 1ZK		24.3426-9906.5	240951 ATE - Halter
			←	☐; 12/11→; +PR 1LA		24.3601-1731.5	240804 TRW - Halter
			←	☐; 12/11→; +PR 1LA		24.3601-1732.5	240805 TRW - Halter
			←	☐; 12/11→; +PR 1LJ		24.3606-1713.5	240892 TRW - Halter
			←	☐; 12/11→; +PR 1LJ		24.3606-1714.5	240893 TRW - Halter
			→	☐; 12/11→; +PR 1KW		24.6243-1715.5	240741 TRW + EMot / - Halter + FSB
			→	☐; 12/11→; +PR 1KW		24.6243-1716.5	240742 TRW + EMot / - Halter + FSB
			→	☐; 12/11→; +PR 2EA / 2EE		24.6243-1723.5	240798 TRW + EMot / - Halter + FSB
			→	☐; 12/11→; +PR 2EA / 2EE		24.6243-1724.5	240799 TRW + EMot / - Halter + FSB
S6 quattro	309	02/12→09/18	←	☐; 04/12→; +PR 1ZK		24.3426-9905.5	240950 ATE - Halter
			←	☐; 04/12→; +PR 1LF		24.3426-9905.5	240950 ATE - Halter
↓							



	kw			 	! #			
<b>AUDI - A6 C7 Avant (4G5, 4GD) 05/11→09/18</b>								
<b> Bremssattel</b>								
S6 quattro	309	02/12→09/18	←	☐; 04/12→; +PR 1LL		24.3426-9905.5	240950	ATE - Halter
			←	☐; 04/12→; +PR 1LL		24.3426-9906.5	240951	ATE - Halter
			←	☐; 04/12→; +PR 1LF		24.3426-9906.5	240951	ATE - Halter
			←	☐; 04/12→; +PR 1ZK		24.3426-9906.5	240951	ATE - Halter
			←	☐; 04/12→; +PR 1LA		24.3601-1731.5	240804	TRW - Halter
			←	☐; 04/12→; +PR 1LA		24.3601-1732.5	240805	TRW - Halter
			←	☐; 04/12→; +PR 1LJ		24.3606-1713.5	240892	TRW - Halter
			←	☐; 04/12→; +PR 1LJ		24.3606-1714.5	240893	TRW - Halter
			→	☐; 04/12→; +PR 1KW		24.6243-1715.5	240741	TRW + EMot / - Halter + FSB
			→	☐; 04/12→; +PR 1KW		24.6243-1716.5	240742	TRW + EMot / - Halter + FSB
			→	☐; 04/12→; +PR 2EA / 2EE		24.6243-1723.5	240798	TRW + EMot / - Halter + FSB
			→	☐; 04/12→; +PR 2EA / 2EE		24.6243-1724.5	240799	TRW + EMot / - Halter + FSB
<b>Führungshülzensatz, Bremssattel</b>								
1.8 TFSI	140	09/14→09/18	←	+PR 1LF		11.0101-7001.2	260139	ATE
2.0 TDI	100	01/12→09/18	←	+PR 1ZK		11.0101-7001.2	260139	ATE
2.0 TDI	110	09/14→09/18	←	+PR 1LL		11.0101-7001.2	260139	ATE
2.0 TDI	140	11/13→09/18	←	+PR 1LL		11.0101-7001.2	260139	ATE
2.0 TDI quattro	140	04/15→09/18						
2.0 TFSI	132	06/11→09/18						
2.0 TFSI	185	09/14→09/18						
2.0 TFSI quattro	183	05/15→09/18						
2.0 TFSI quattro	185	05/15→09/18						
2.8 FSI quattro	162	09/14→09/18						
3.0 TDI	155	09/14→09/18						
3.0 TDI	160	09/14→09/18						
3.0 TDI quattro	155	09/14→09/18						
3.0 TDI quattro	160	09/14→09/18						
3.0 TDI quattro	200	09/14→09/18						
3.0 TDI quattro	235	09/14→09/18						
3.0 TDI quattro	240	09/14→09/18						
3.0 TFSI quattro	228	11/11→09/18						
3.0 TFSI quattro	245	09/14→09/18						
S6 quattro	331	10/14→09/18						
2.0 TDI	120	05/11→09/18	←	09/11→; +PR 1LF		11.0101-7001.2	260139	ATE
2.0 TDI	130	05/11→09/18	←	09/11→; +PR 1ZK		11.0101-7001.2	260139	ATE
2.8 FSI	150	05/11→04/15	←	09/11→; +PR 1LL		11.0101-7001.2	260139	ATE
2.8 FSI quattro	150	05/11→04/15	←	09/11→; +PR 1LL		11.0101-7001.2	260139	ATE
3.0 TDI	150	05/11→09/18						
3.0 TDI quattro	150	05/11→09/18						
3.0 TDI quattro	180	05/11→09/18						
3.0 TFSI quattro	220	05/11→05/12						
3.0 TDI quattro	230	11/11→09/18	←	12/11→; +PR 1ZK		11.0101-7001.2	260139	ATE
			←	12/11→; +PR 1LL		11.0101-7001.2	260139	ATE
			←	12/11→; +PR 1LF		11.0101-7001.2	260139	ATE
S6 quattro	309	02/12→09/18	←	04/12→; +PR 1LL		11.0101-7001.2	260139	ATE
			←	04/12→; +PR 1ZK		11.0101-7001.2	260139	ATE
			←	04/12→; +PR 1LF		11.0101-7001.2	260139	ATE
<b>Führungsbolzen, Bremssattel</b>								
1.8 TFSI	140	09/14→09/18		+PR 1LF	2	11.8171-0096.1	250155	ATE
2.0 TDI	100	01/12→09/18		+PR 1ZK	2	11.8171-0096.1	250155	ATE
2.0 TDI	110	09/14→09/18		+PR 1LL	2	11.8171-0096.1	250155	ATE
2.0 TDI	140	11/13→09/18		+PR 1LL	2	11.8171-0096.1	250155	ATE
2.0 TDI quattro	140	04/15→09/18						
2.0 TFSI	132	06/11→09/18						
2.0 TFSI	185	09/14→09/18						
2.0 TFSI quattro	183	05/15→09/18						
2.0 TFSI quattro	185	05/15→09/18						
2.8 FSI quattro	162	09/14→09/18						
3.0 TDI	155	09/14→09/18						
3.0 TDI	160	09/14→09/18						
3.0 TDI quattro	155	09/14→09/18						
3.0 TDI quattro	160	09/14→09/18						
3.0 TDI quattro	200	09/14→09/18						
3.0 TDI quattro	235	09/14→09/18						
3.0 TDI quattro	240	09/14→09/18						
3.0 TFSI quattro	228	11/11→09/18						
3.0 TFSI quattro	245	09/14→09/18						
S6 quattro	331	10/14→09/18						
2.0 TDI	120	05/11→09/18		09/11→; +PR 1LF	2	11.8171-0096.1	250155	ATE
2.0 TDI	130	05/11→09/18						
↓								

### AUDI - A6 C7 Avant (4G5, 4GD) 05/11→09/18

#### Führungsbolzen, Bremsattel

2.8 FSI	150	05/11→04/15		09/11→; +PR 1ZK	2	11.8171-0096.1	250155	ATE
2.8 FSI quattro	150	05/11→04/15						
3.0 TDI	150	05/11→09/18		09/11→; +PR 1LL	2	11.8171-0096.1	250155	ATE
3.0 TDI quattro	150	05/11→09/18						
3.0 TDI quattro	180	05/11→09/18						
3.0 TFSI quattro	220	05/11→05/12						
3.0 TDI quattro	230	11/11→09/18		12/11→; +PR 1LF	2	11.8171-0096.1	250155	ATE
				12/11→; +PR 1LL	2	11.8171-0096.1	250155	ATE
				12/11→; +PR 1ZK	2	11.8171-0096.1	250155	ATE
S6 quattro	309	02/12→09/18		04/12→; +PR 1LF	2	11.8171-0096.1	250155	ATE
				04/12→; +PR 1ZK	2	11.8171-0096.1	250155	ATE
				04/12→; +PR 1LL	2	11.8171-0096.1	250155	ATE










#### Bremsschlauch












1.8 TFSI	140	09/14→09/18	←	+PR 1LA / 1LJ / 1LL / 1LF / 1LP	2	24.5140-0650.3	331500	L= 650
2.0 TDI	100	01/12→09/18						
2.0 TDI	110	09/14→09/18	←	+PR 1LU / 1LW	2	24.5140-0670.3	331501	L= 670
2.0 TDI	140	11/13→09/18						
2.0 TDI quattro	140	04/15→09/18						
2.0 TFSI	132	06/11→09/18						
2.0 TFSI	185	09/14→09/18						
2.0 TFSI quattro	183	05/15→09/18						
2.0 TFSI quattro	185	05/15→09/18						
2.8 FSI quattro	162	09/14→09/18						
3.0 TDI	155	09/14→09/18						
3.0 TDI	160	09/14→09/18						
3.0 TDI quattro	155	09/14→09/18						
3.0 TDI quattro	160	09/14→09/18						
3.0 TDI quattro	200	09/14→09/18						
3.0 TDI quattro	235	09/14→09/18						
3.0 TDI quattro	240	09/14→09/18						
3.0 TFSI quattro	228	11/11→09/18						
3.0 TFSI quattro	245	09/14→09/18						
S6 quattro	331	10/14→09/18						
2.0 TDI	120	05/11→09/18	←	09/11→; +PR 1LA / 1LJ / 1LL / 1LF / 1LP	2	24.5140-0650.3	331500	L= 650
2.0 TDI	130	05/11→09/18						
2.8 FSI	150	05/11→04/15	←	09/11→; +PR 1LU / 1LW	2	24.5140-0670.3	331501	L= 670
2.8 FSI quattro	150	05/11→04/15						
3.0 TDI	150	05/11→09/18						
3.0 TDI quattro	150	05/11→09/18						
3.0 TDI quattro	180	05/11→09/18						
3.0 TFSI quattro	220	05/11→05/12						
3.0 TDI quattro	230	11/11→09/18	←	12/11→; +PR 1LA / 1LJ / 1LL / 1LF / 1LP	2	24.5140-0650.3	331500	L= 650
			←	12/11→; +PR 1LU / 1LW	2	24.5140-0670.3	331501	L= 670
S6 quattro	309	02/12→09/18	←	04/12→; +PR 1LA / 1LJ / 1LL / 1LF / 1LP	2	24.5140-0650.3	331500	L= 650
			←	04/12→; +PR 1LU / 1LW	2	24.5140-0670.3	331501	L= 670

### AUDI - A7 Sportback (4GA, 4GF) 07/10→05/18

#### Bremsattel

1.8 TFSI	140	04/15→05/18	←	☐; +PR 1LL / 1LF		24.3426-9905.5	240950	ATE - Halter
2.0 TFSI	185	09/14→05/18						
2.0 TFSI quattro	183	05/15→05/18	←	☐; +PR 1LL / 1LF		24.3426-9906.5	240951	ATE - Halter
2.0 TFSI quattro	185	05/15→05/18	←	☐; +PR 1LA		24.3601-1731.5	240804	TRW - Halter
2.8 FSI quattro	150	10/10→03/15						
3.0 TDI	140	11/15→05/18	←	☐; +PR 1LA		24.3601-1732.5	240805	TRW - Halter
3.0 TDI	150	11/10→03/15	←	☐; +PR 1LJ		24.3606-1713.5	240892	TRW - Halter
3.0 TDI	155	11/15→05/18						
3.0 TDI	160	07/14→05/18	←	☐; +PR 1LJ		24.3606-1714.5	240893	TRW - Halter
3.0 TDI quattro	140	11/15→05/18						
3.0 TDI quattro	150	12/10→03/15	→	☐; +PR 1KW		24.6243-1715.5	240741	TRW + EMot / - Halter + FSB
3.0 TDI quattro	155	07/14→05/18	→	☐; +PR 1KW		24.6243-1716.5	240742	TRW + EMot / - Halter + FSB
3.0 TDI quattro	160	07/14→05/18						
3.0 TDI quattro	176	05/13→06/17	→	☐; +PR 2EA / 2EE		24.6243-1723.5	240798	TRW + EMot / - Halter + FSB
3.0 TDI quattro	180	10/10→06/16						
3.0 TDI quattro	200	05/14→05/18	→	☐; +PR 2EA / 2EE		24.6243-1724.5	240799	TRW + EMot / - Halter + FSB
3.0 TDI quattro	230	11/11→03/15						
3.0 TDI quattro	235	05/14→05/18						
3.0 TDI quattro	240	09/14→05/18						
3.0 TFSI quattro	220	10/10→05/12						
3.0 TFSI quattro	228	01/11→03/15						
3.0 TFSI quattro	245	05/14→05/18						
S7 quattro	309	02/12→03/15						
S7 quattro	331	07/14→05/18						
2.8 FSI	150	02/11→03/15	←	☐; 05/11→; +PR 1LL / 1LF		24.3426-9905.5	240950	ATE - Halter
			←	☐; 05/11→; +PR 1LL / 1LF		24.3426-9906.5	240951	ATE - Halter
↓								

	kw			 	! #		
<b>AUDI - A7 Sportback (4GA, 4GF) 07/10→05/18</b>							
 <b>Bremssattel</b>							
2.8 FSI	150	02/11→03/15	←	☐; 05/11→; +PR 1LA		24.3601-1731.5 240804	TRW - Halter
			←	☐; 05/11→; +PR 1LA		24.3601-1732.5 240805	TRW - Halter
			←	☐; 05/11→; +PR 1LJ		24.3606-1713.5 240892	TRW - Halter
			←	☐; 05/11→; +PR 1LJ		24.3606-1714.5 240893	TRW - Halter
			→	☐; 05/11→; +PR 1KW		24.6243-1715.5 240741	TRW + EMot / - Halter + FSB
			→	☐; 05/11→; +PR 1KW		24.6243-1716.5 240742	TRW + EMot / - Halter + FSB
			→	☐; 05/11→; +PR 2EA / 2EE		24.6243-1723.5 240798	TRW + EMot / - Halter + FSB
			→	☐; 05/11→; +PR 2EA / 2EE		24.6243-1724.5 240799	TRW + EMot / - Halter + FSB
<b>Führungshülzensatz, Bremssattel</b>							
1.8 TFSI	140	04/15→05/18	←	+PR 1LL / 1LF		11.0101-7001.2 260139	ATE
2.0 TFSI	185	09/14→05/18					
2.0 TFSI quattro	183	05/15→05/18					
2.0 TFSI quattro	185	05/15→05/18					
2.8 FSI quattro	150	10/10→03/15					
3.0 TDI	140	11/15→05/18					
3.0 TDI	150	11/10→03/15					
3.0 TDI	155	11/15→05/18					
3.0 TDI	160	07/14→05/18					
3.0 TDI quattro	140	11/15→05/18					
3.0 TDI quattro	150	12/10→03/15					
3.0 TDI quattro	155	07/14→05/18					
3.0 TDI quattro	160	07/14→05/18					
3.0 TDI quattro	176	05/13→06/17					
3.0 TDI quattro	180	10/10→06/16					
3.0 TDI quattro	200	05/14→05/18					
3.0 TDI quattro	230	11/11→03/15					
3.0 TDI quattro	235	05/14→05/18					
3.0 TDI quattro	240	09/14→05/18					
3.0 TFSI quattro	220	10/10→05/12					
3.0 TFSI quattro	228	01/11→03/15					
3.0 TFSI quattro	245	05/14→05/18					
S7 quattro	309	02/12→03/15					
S7 quattro	331	07/14→05/18					
2.8 FSI	150	02/11→03/15	←	05/11→; +PR 1LL / 1LF		11.0101-7001.2 260139	ATE
<b>Führungsbolzen, Bremssattel</b>							
1.8 TFSI	140	04/15→05/18		+PR 1LL / 1LF		11.8171-0096.1 250155	ATE
2.0 TFSI	185	09/14→05/18					
2.0 TFSI quattro	183	05/15→05/18					
2.0 TFSI quattro	185	05/15→05/18					
2.8 FSI quattro	150	10/10→03/15					
3.0 TDI	140	11/15→05/18					
3.0 TDI	150	11/10→03/15					
3.0 TDI	155	11/15→05/18					
3.0 TDI	160	07/14→05/18					
3.0 TDI quattro	140	11/15→05/18					
3.0 TDI quattro	150	12/10→03/15					
3.0 TDI quattro	155	07/14→05/18					
3.0 TDI quattro	160	07/14→05/18					
3.0 TDI quattro	176	05/13→06/17					
3.0 TDI quattro	180	10/10→06/16					
3.0 TDI quattro	200	05/14→05/18					
3.0 TDI quattro	230	11/11→03/15					
3.0 TDI quattro	235	05/14→05/18					
3.0 TDI quattro	240	09/14→05/18					
3.0 TFSI quattro	220	10/10→05/12					
3.0 TFSI quattro	228	01/11→03/15					
3.0 TFSI quattro	245	05/14→05/18					
S7 quattro	309	02/12→03/15					
S7 quattro	331	07/14→05/18					
2.8 FSI	150	02/11→03/15		05/11→; +PR 1LL / 1LF		11.8171-0096.1 250155	ATE
 <b>Bremsschlauch</b>							
1.8 TFSI	140	04/15→05/18	←	+PR 1LA / 1LJ / 1LL / 1LF / 1LP / 1ZK / 1LG	2	24.5140-0650.3 331500	L= 650
2.0 TFSI	185	09/14→05/18					
2.0 TFSI quattro	183	05/15→05/18	←	+PR 1LU / 1LW	2	24.5140-0670.3 331501	L= 670
2.0 TFSI quattro	185	05/15→05/18					
2.8 FSI quattro	150	10/10→03/15					
3.0 TDI	140	11/15→05/18					
3.0 TDI	150	11/10→03/15					
3.0 TDI	155	11/15→05/18					
3.0 TDI	160	07/14→05/18					
3.0 TDI quattro	140	11/15→05/18					
3.0 TDI quattro	150	12/10→03/15					
3.0 TDI quattro	155	07/14→05/18					
3.0 TDI quattro	160	07/14→05/18					
↓							

	kw			 	! #		
<b>AUDI - A7 Sportback (4GA, 4GF) 07/10→05/18</b>							
 <b>Bremsschlauch</b>							
3.0 TDI quattro	176	05/13→06/17	←	+PR 1LA / 1LJ / 1LL / 1LF / 1LP / 1ZK / 1LG	2	24.5140-0650.3 331500	L= 650
3.0 TDI quattro	180	10/10→06/16					
3.0 TDI quattro	200	05/14→05/18	←	+PR 1LU / 1LW	2	24.5140-0670.3 331501	L= 670
3.0 TDI quattro	230	11/11→03/15					
3.0 TDI quattro	235	05/14→05/18					
3.0 TDI quattro	240	09/14→05/18					
3.0 TFSI quattro	220	10/10→05/12					
3.0 TFSI quattro	228	01/11→03/15					
3.0 TFSI quattro	245	05/14→05/18					
S7 quattro	309	02/12→03/15					
S7 quattro	331	07/14→05/18					
2.8 FSI	150	02/11→03/15	←	05/11→; +PR 1LA / 1LJ / 1LL / 1LF / 1LP / 1ZK / 1LG	2	24.5140-0650.3 331500	L= 650
			←	05/11→; +PR 1LU / 1LW	2	24.5140-0670.3 331501	L= 670
<b>AUDI - A7 Sportback (4KA) 10/17→</b>							
 <b>Bremsattel</b>							
40 TDI Mild Hybrid	150	09/18→	←	☐; +PR 1LF / 1LL / 1ZK		24.3426-9905.5 240950	ATE - Halter
40 TDI Mild Hybrid quattro	150	09/18→	←	☐; +PR 1LF / 1LL / 1ZK		24.3426-9906.5 240951	ATE - Halter
45 TDI Mild Hybrid quattro	155	04/18→	←	☐; +PR 1LA		24.3601-1731.5 240804	TRW - Halter
45 TDI Mild Hybrid quattro	170	06/18→	←	☐; +PR 1LA		24.3601-1732.5 240805	TRW - Halter
45 TFSI Mild Hybrid	180	07/18→	→	☐; +PR 1KW		24.6243-1715.5 240741	TRW + EMot / - Halter + FSB
45 TFSI Mild hybrid quattro	180	07/18→	→	☐; +PR 1KW		24.6243-1716.5 240742	TRW + EMot / - Halter + FSB
50 TDI Mild Hybrid quattro	210	10/17→	→	☐; +PR 2EA / 2EE		24.6243-1723.5 240798	TRW + EMot / - Halter + FSB
50 TFSI e quattro	220	11/19→	→	☐; +PR 2EA / 2EE		24.6243-1724.5 240799	TRW + EMot / - Halter + FSB
55 TFSI e quattro	270	07/19→					
55 TFSI Mild Hybrid quattro	250	10/17→					
S7 TDI Mild Hybrid quattro	257	03/19→					
 <b>Bremsschlauch</b>							
40 TDI Mild Hybrid	150	09/18→	←	+PR 1LA / 1LJ / 1LL / 1LF / 1LG / 1LP / 1ZK	2	24.5140-0650.3 331500	L= 650
40 TDI Mild Hybrid quattro	150	09/18→					
45 TDI Mild Hybrid quattro	155	04/18→	←	+PR 1LU / 1LV / 1LW	2	24.5140-0670.3 331501	L= 670
45 TDI Mild Hybrid quattro	170	06/18→					
45 TFSI Mild Hybrid	180	07/18→					
45 TFSI Mild hybrid quattro	180	07/18→					
50 TDI Mild Hybrid quattro	210	10/17→					
50 TFSI e quattro	220	11/19→					
55 TFSI e quattro	270	07/19→					
55 TFSI Mild Hybrid quattro	250	10/17→					
S7 TDI Mild Hybrid quattro	257	03/19→					
<b>AUDI - A8 (4D2, 4D8) 03/94→12/05</b>							
 <b>Bremsattel</b>							
2.5 TDI	110	01/97→04/00	→	☐; 06/97→ 09/98; nicht für Felgenreöße [Zoll]: 18		24.3384-1703.5 240055	TRW - Halter
			→	☐; 06/97→ 09/98; nicht für Felgenreöße [Zoll]: 18		24.3384-1704.5 240056	TRW - Halter
2.8	120	07/95→03/96	→	☐; nicht für Felgenreöße [Zoll]: 18		24.3384-1703.5 240055	TRW - Halter
			→	☐; nicht für Felgenreöße [Zoll]: 18		24.3384-1704.5 240056	TRW - Halter
2.8	128	03/94→03/96	→	☐; 06/94→; nicht für Felgenreöße [Zoll]: 18		24.3384-1703.5 240055	TRW - Halter
			→	☐; 06/94→; nicht für Felgenreöße [Zoll]: 18		24.3384-1704.5 240056	TRW - Halter
<b>Feder, Bremsattel</b>							
6.0 W12 quattro	309	01/01→09/02			2	11.8116-0260.1 390597	ATE
<b>Führungsbolzen, Bremsattel</b>							
6.0 W12 quattro	309	01/01→09/02			2	11.8171-0008.1 990049	ATE
↓							

### AUDI - A8 (4D2, 4D8) 03/94→12/05

#### Zubehörsatz, Bremssattel

2.5 TDI	110	01/97→04/00	➡	06/97→ 09/98; nicht für Felgenreöße [Zoll]: 18		24.0101-3601.2 260044	TRW
2.8	120	07/95→03/96	➡	nicht für Felgenreöße [Zoll]: 18		24.0101-3601.2 260044	TRW
2.8	128	03/94→03/96	➡	06/94→; nicht für Felgenreöße [Zoll]: 18		24.0101-3601.2 260044	TRW

#### Bremsschlauch








2.5 TDI	110	01/97→04/00	←	06/97→	2	24.5237-0360.3 331212	L= 360
			➡	10/98→	2	24.5135-0280.3 330775	L= 280
			➡	06/97→ 09/98	2	83.6124-0282.3 330490	L= 280
2.5 TDI	132	09/00→09/02	←		2	24.5237-0360.3 331212	L= 360
2.5 TDI quattro	132	09/00→09/02	←		2	24.5237-0360.3 331212	L= 360
3.3 TDI quattro	165	06/00→09/02	➡		2	24.5135-0280.3 330775	L= 280
3.7	191	11/98→09/02	➡		2	24.5135-0280.3 330775	L= 280
3.7 quattro	191	11/98→09/02	➡		2	24.5135-0280.3 330775	L= 280
4.2 quattro	175	02/99→04/00	➡		2	24.5135-0280.3 330775	L= 280
4.2 quattro	228	11/98→09/02	➡		2	24.5135-0280.3 330775	L= 280
6.0 W12 quattro	309	01/01→09/02	➡		2	24.5135-0280.3 330775	L= 280
S 8 quattro	265	06/99→09/02	➡		2	24.5135-0280.3 330775	L= 280
2.5 TDI quattro	110	07/97→04/00	←		2	24.5237-0360.3 331212	L= 360
2.8 quattro	142	04/96→09/02	←		2	24.5102-0250.3 331477	L= 250
3.7	169	07/95→12/98	➡	→ 09/98	2	24.5102-0250.3 331477	L= 250
S8 quattro	250	07/96→06/99	➡	10/98→	2	24.5135-0280.3 330775	L= 280
2.8	120	07/95→03/96	←		2	24.5237-0360.3 331212	L= 360
			➡		2	83.6124-0282.3 330490	L= 280
2.8	128	03/94→03/96	←	06/94→	2	24.5237-0360.3 331212	L= 360
			➡	4D-R-000346→	2	83.6124-0282.3 330490	L= 280
2.8	142	04/96→09/02	←		2	24.5237-0360.3 331212	L= 360
			➡	10/98→	2	24.5135-0280.3 330775	L= 280
			➡	→ 09/98	2	83.6124-0282.3 330490	L= 280
2.8 quattro	120	07/95→03/96	←		2	24.5237-0360.3 331212	L= 360
			➡		2	24.5102-0250.3 331477	L= 250
2.8 quattro	128	03/94→03/96	←	06/94→	2	24.5237-0360.3 331212	L= 360
4.2 quattro	180	03/94→07/96	➡	06/94→	2	24.5102-0250.3 331477	L= 250
3.7 quattro	169	07/95→11/98	←	10/95→	2	24.5237-0360.3 331212	L= 360
			➡	10/95→ 09/98	2	24.5102-0250.3 331477	L= 250
			➡	10/98→	2	24.5135-0280.3 330775	L= 280
4.2 quattro	220	03/94→11/98	←	06/94→	2	24.5237-0360.3 331212	L= 360
			➡	06/94→ 09/98	2	24.5102-0250.3 331477	L= 250
			➡	10/98→	2	24.5135-0280.3 330775	L= 280

### AUDI - A8 (4E2, 4E8) 10/02→12/10








#### Bremssattel








2.8 FSI	154	08/07→07/10	←	☐; → 10/09; +PR 1LG	24.3606-9953.5 241125	ATE - Halter
			←	☐; → 10/09; +PR 1LG	24.3606-9954.5 241126	ATE - Halter
			➡	☐; → 10/09; +PR 1KE / 1KW / 1KY / 1KZ	24.6243-1719.5 240774	TRW + EMot / - Halter + FSB
			➡	☐; → 10/09; +PR 1KE / 1KW / 1KY / 1KZ	24.6243-1720.5 240775	TRW + EMot / - Halter + FSB
3.0	160	07/03→05/06	←	☐; 4E-5-003251→; +PR 1LG	24.3606-9953.5 241125	ATE - Halter
3.0	162	07/03→05/05	←	☐; 4E-5-003251→; +PR 1LG	24.3606-9954.5 241126	ATE - Halter
4.0 TDI quattro	202	05/03→07/05	←	☐; +PR 1LG; → 4E-5-003250	24.3606-9957.5 240968	ATE - Halter
			←	☐; +PR 1LG; → 4E-5-003250	24.3606-9958.5 240969	ATE - Halter
			➡	☐; +PR 1KE / 1KW / 1KY / 1KZ	24.6243-1719.5 240774	TRW + EMot / - Halter + FSB
			➡	☐; +PR 1KE / 1KW / 1KY / 1KZ	24.6243-1720.5 240775	TRW + EMot / - Halter + FSB
3.0 quattro	162	07/03→05/05	←	☐; 4E-5-003251→; +PR 1LG	24.3606-9953.5 241125	ATE - Halter
			←	☐; 4E-5-003251→; +PR 1LG	24.3606-9954.5 241126	ATE - Halter
			←	☐; 11/03→; +PR 1LG; → 4E-5-003250	24.3606-9957.5 240968	ATE - Halter
			←	☐; +PR 1LG; → 4E-5-003250	24.3606-9958.5 240969	ATE - Halter
			➡	☐; +PR 1KE / 1KW / 1KY / 1KZ	24.6243-1719.5 240774	TRW + EMot / - Halter + FSB

↓










	kw			 	! #		
<b>AUDI - A8 (4E2, 4E8) 10/02→12/10</b>							
<b>Bremssattel</b>							
3.0 quattro	162	07/03→05/05	➡	☐; +PR 1KE / 1KW / 1KY / 1KZ		24.6243-1720.5 240775	TRW + EMot / - Halter + FSB
3.0 TDI quattro	155	11/03→07/10	⬅	☐; 4E-5-003251→; → 10/09; +PR 1LG		24.3606-9953.5 241125	ATE - Halter
3.2 FSI	191	06/05→07/10	⬅	☐; 4E-5-003251→; → 10/09; +PR 1LG		24.3606-9954.5 241126	ATE - Halter
3.2 FSI quattro	191	06/05→07/10	⬅	☐; 4E-5-003251→; → 10/09; +PR 1LG		24.3606-9954.5 241126	ATE - Halter
4.2 FSI quattro	257	06/06→07/10	⬅	☐; +PR 1LG; → 4E-5-003250		24.3606-9957.5 240968	ATE - Halter
4.2 TDI quattro	240	07/05→07/10	⬅	☐; +PR 1LG; → 4E-5-003250		24.3606-9958.5 240969	ATE - Halter
			➡	☐; → 10/09; +PR 1KE / 1KW / 1KY / 1KZ		24.6243-1719.5 240774	TRW + EMot / - Halter + FSB
			➡	☐; → 10/09; +PR 1KE / 1KW / 1KY / 1KZ		24.6243-1720.5 240775	TRW + EMot / - Halter + FSB
3.0 TDI quattro	171	08/03→07/10	⬅	☐; 4E-5-003251→; → 10/09; +PR 1LG		24.3606-9953.5 241125	ATE - Halter
			⬅	☐; 4E-5-003251→; → 10/09; +PR 1LG		24.3606-9954.5 241126	ATE - Halter
			⬅	☐; 11/03→; +PR 1LG; → 4E-5-003250		24.3606-9957.5 240968	ATE - Halter
			⬅	☐; 11/03→; +PR 1LG; → 4E-5-003250		24.3606-9958.5 240969	ATE - Halter
			➡	☐; 11/03→ 10/09; +PR 1KE / 1KW / 1KY / 1KZ		24.6243-1719.5 240774	TRW + EMot / - Halter + FSB
			➡	☐; 11/03→ 10/09; +PR 1KE / 1KW / 1KY / 1KZ		24.6243-1720.5 240775	TRW + EMot / - Halter + FSB
3.7 quattro	206	10/02→05/06	⬅	☐; 4E-5-003251→; +PR 1LG		24.3606-9953.5 241125	ATE - Halter
			⬅	☐; 4E-5-003251→; +PR 1LG		24.3606-9954.5 241126	ATE - Halter
			⬅	☐; 11/02→; +PR 1LG; → 4E-5-003250		24.3606-9957.5 240968	ATE - Halter
			⬅	☐; 11/02→; +PR 1LG; → 4E-5-003250		24.3606-9958.5 240969	ATE - Halter
			➡	☐; 11/02→; +PR 1KE / 1KW / 1KY / 1KZ		24.6243-1719.5 240774	TRW + EMot / - Halter + FSB
			➡	☐; 11/02→; +PR 1KE / 1KW / 1KY / 1KZ		24.6243-1720.5 240775	TRW + EMot / - Halter + FSB
4.2 quattro	246	10/02→07/10	⬅	☐; 4E-5-003251→; → 10/09; +PR 1LG		24.3606-9953.5 241125	ATE - Halter
			⬅	☐; 4E-5-003251→; → 10/09; +PR 1LG		24.3606-9954.5 241126	ATE - Halter
			⬅	☐; 11/02→; +PR 1LG; → 4E-5-003250		24.3606-9957.5 240968	ATE - Halter
			⬅	☐; 11/02→; +PR 1LG; → 4E-5-003250		24.3606-9958.5 240969	ATE - Halter
			➡	☐; 11/02→ 10/09; +PR 1KE / 1KW / 1KY / 1KZ		24.6243-1719.5 240774	TRW + EMot / - Halter + FSB
			➡	☐; 11/02→ 10/09; +PR 1KE / 1KW / 1KY / 1KZ		24.6243-1720.5 240775	TRW + EMot / - Halter + FSB
6.0 W12 quattro	331	12/03→07/10	⬅	☐; 4E-5-003251→; → 10/09; +PR 1LG		24.3606-9953.5 241125	ATE - Halter
			⬅	☐; 4E-5-003251→; → 10/09; +PR 1LG		24.3606-9954.5 241126	ATE - Halter
			⬅	☐; 02/04→; +PR 1LG; → 4E-5-003250		24.3606-9957.5 240968	ATE - Halter
			⬅	☐; 02/04→; +PR 1LG; → 4E-5-003250		24.3606-9958.5 240969	ATE - Halter
			➡	☐; 02/04→ 10/09; +PR 1KE / 1KW / 1KY / 1KZ		24.6243-1719.5 240774	TRW + EMot / - Halter + FSB
			➡	☐; 02/04→ 10/09; +PR 1KE / 1KW / 1KY / 1KZ		24.6243-1720.5 240775	TRW + EMot / - Halter + FSB
S8 quattro	331	06/06→07/10	➡	☐; → 10/09; +PR 1KE / 1KW / 1KY / 1KZ		24.6243-1719.5 240774	TRW + EMot / - Halter + FSB
			➡	☐; → 10/09; +PR 1KE / 1KW / 1KY / 1KZ		24.6243-1720.5 240775	TRW + EMot / - Halter + FSB
<b>Halter, Bremssattel</b>							
2.8 FSI	154	08/07→07/10	⬅	→ 10/09; +PR 1LG		11.0230-0807.1 260134	ATE
3.0	160	07/03→05/06	⬅	4E-5-003251→; +PR 1LG		11.0230-0807.1 260134	ATE
3.0	162	07/03→05/05	⬅	4E-5-003251→; +PR 1LG		11.0230-0807.1 260134	ATE
3.0 quattro	162	07/03→05/05	⬅	4E-5-003251→; +PR 1LG		11.0230-0807.1 260134	ATE
3.7 quattro	206	10/02→05/06	⬅	4E-5-003251→; +PR 1LG		11.0230-0807.1 260134	ATE
4.0 TDI quattro	202	05/03→07/05	⬅	4E-5-003251→; +PR 1LG		11.0230-0807.1 260134	ATE
3.0 TDI quattro	155	11/03→07/10	⬅	4E-5-003251→; → 10/09; +PR 1LG		11.0230-0807.1 260134	ATE
3.0 TDI quattro	171	08/03→07/10	⬅	4E-5-003251→; → 10/09; +PR 1LG		11.0230-0807.1 260134	ATE
3.2 FSI	191	06/05→07/10	⬅	4E-5-003251→; → 10/09; +PR 1LG		11.0230-0807.1 260134	ATE
3.2 FSI quattro	191	06/05→07/10	⬅	4E-5-003251→; → 10/09; +PR 1LG		11.0230-0807.1 260134	ATE
4.2 FSI quattro	257	06/06→07/10	⬅	4E-5-003251→; → 10/09; +PR 1LG		11.0230-0807.1 260134	ATE
4.2 quattro	246	10/02→07/10	⬅	4E-5-003251→; → 10/09; +PR 1LG		11.0230-0807.1 260134	ATE
4.2 TDI quattro	240	07/05→07/10	⬅	4E-5-003251→; → 10/09; +PR 1LG		11.0230-0807.1 260134	ATE
6.0 W12 quattro	331	12/03→07/10	⬅	4E-5-003251→; → 10/09; +PR 1LG		11.0230-0807.1 260134	ATE
<b>Feder, Bremssattel</b>							
2.8 FSI	154	08/07→07/10		→ 10/09; +PR 1LL / 1LM	2	11.8116-0347.2 390535	ATE
			⬅	→ 10/09; +PR 1LJ	2	11.8116-0347.2 390535	ATE
			⬅	→ 10/09; +PR 1LG	2	11.8116-0410.2 390589	ATE
↓							










	kw			 	! #		
<b>AUDI - A8 (4E2, 4E8) 10/02→12/10</b>							
<b>Feder, Bremssattel</b>							
3.0	160	07/03→05/06		+PR 1LL / 1LM	2	11.8116-0347.2 390535	ATE
3.0	162	07/03→05/05	←	+PR 1LJ	2	11.8116-0347.2 390535	ATE
3.0 quattro	162	07/03→05/05	←	+PR 1LG; → 4E-5-003250	2	11.8116-0410.2 390589	ATE
4.0 TDI quattro	202	05/03→07/05	←	4E-5-003251→; +PR 1LG	2	11.8116-0410.2 390589	ATE
			←	+PR 1LG; → 4E-5-003250	2	11.8116-0410.2 390589	ATE
3.0 TDI quattro	155	11/03→07/10		→ 10/09; +PR 1LL / 1LM	2	11.8116-0347.2 390535	ATE
3.2 FSI	191	06/05→07/10	←	→ 10/09; +PR 1LJ	2	11.8116-0347.2 390535	ATE
3.2 FSI quattro	191	06/05→07/10	←	+PR 1LG; → 4E-5-003250	2	11.8116-0410.2 390589	ATE
4.2 FSI quattro	257	06/06→07/10	←	4E-5-003251→; → 10/09; +PR 1LG	2	11.8116-0410.2 390589	ATE
4.2 TDI quattro	240	07/05→07/10	←				
3.0 TDI quattro	171	08/03→07/10		11/03→ 10/09; +PR 1LL / 1LM	2	11.8116-0347.2 390535	ATE
			←	11/03→ 10/09; +PR 1LJ	2	11.8116-0347.2 390535	ATE
			←	4E-5-003251→; → 10/09; +PR 1LG	2	11.8116-0410.2 390589	ATE
			←	11/03→; +PR 1LG; → 4E-5-003250	2	11.8116-0410.2 390589	ATE
3.7 quattro	206	10/02→05/06		11/02→; +PR 1LL / 1LM	2	11.8116-0347.2 390535	ATE
			←	11/02→; +PR 1LJ	2	11.8116-0347.2 390535	ATE
			←	11/02→; +PR 1LG; → 4E-5-003250	2	11.8116-0410.2 390589	ATE
			←	4E-5-003251→; +PR 1LG	2	11.8116-0410.2 390589	ATE
4.2 quattro	246	10/02→07/10		11/02→ 10/09; +PR 1LL / 1LM	2	11.8116-0347.2 390535	ATE
			←	11/02→ 10/09; +PR 1LJ	2	11.8116-0347.2 390535	ATE
			←	11/02→; +PR 1LG; → 4E-5-003250	2	11.8116-0410.2 390589	ATE
			←	4E-5-003251→; → 10/09; +PR 1LG	2	11.8116-0410.2 390589	ATE
6.0 W12 quattro	331	12/03→07/10		02/04→ 10/09; +PR 1LL / 1LM	2	11.8116-0347.2 390535	ATE
			←	02/04→ 10/09; +PR 1LJ	2	11.8116-0347.2 390535	ATE
			←	02/04→; +PR 1LG; → 4E-5-003250	2	11.8116-0410.2 390589	ATE
			←	4E-5-003251→; → 10/09; +PR 1LG	2	11.8116-0410.2 390589	ATE
<b>Führungshülzensatz, Bremssattel</b>							
2.8 FSI	154	08/07→07/10	←	→ 10/09; +PR 1LG		11.0101-5409.2 260035	ATE
3.0	160	07/03→05/06	←	4E-5-003251→; +PR 1LG		11.0101-5409.2 260035	ATE
3.0	162	07/03→05/05	←	+PR 1LG; → 4E-5-003250		11.0101-5409.2 260035	ATE
3.0 quattro	162	07/03→05/05	←				
4.0 TDI quattro	202	05/03→07/05					
3.0 TDI quattro	155	11/03→07/10	←	+PR 1LG; → 4E-5-003250		11.0101-5409.2 260035	ATE
3.2 FSI	191	06/05→07/10	←	4E-5-003251→; → 10/09; +PR 1LG		11.0101-5409.2 260035	ATE
3.2 FSI quattro	191	06/05→07/10	←				
4.2 FSI quattro	257	06/06→07/10					
4.2 TDI quattro	240	07/05→07/10					
3.0 TDI quattro	171	08/03→07/10	←	11/03→; +PR 1LG; → 4E-5-003250		11.0101-5409.2 260035	ATE
			←	4E-5-003251→; → 10/09; +PR 1LG		11.0101-5409.2 260035	ATE
3.7 quattro	206	10/02→05/06	←	11/02→; +PR 1LG; → 4E-5-003250		11.0101-5409.2 260035	ATE
			←	4E-5-003251→; +PR 1LG		11.0101-5409.2 260035	ATE
4.2 quattro	246	10/02→07/10	←	11/02→; +PR 1LG; → 4E-5-003250		11.0101-5409.2 260035	ATE
			←	4E-5-003251→; → 10/09; +PR 1LG		11.0101-5409.2 260035	ATE
6.0 W12 quattro	331	12/03→07/10	←	02/04→; +PR 1LG; → 4E-5-003250		11.0101-5409.2 260035	ATE
			←	4E-5-003251→; → 10/09; +PR 1LG		11.0101-5409.2 260035	ATE
<b>Führungsbolzen, Bremssattel</b>							
2.8 FSI	154	08/07→07/10		→ 10/09; +PR 1LG	2	11.8171-0008.1 990049	ATE
				→ 10/09; +PR 1LL / 1LM		11.8171-0067.1 250153	ATE
				→ 10/09; +PR 1LJ		11.8171-0067.1 250153	ATE
3.0	160	07/03→05/06		4E-5-003251→; +PR 1LG	2	11.8171-0008.1 990049	ATE
3.0	162	07/03→05/05		+PR 1LG; → 4E-5-003250	2	11.8171-0008.1 990049	ATE
3.0 quattro	162	07/03→05/05		+PR 1LJ		11.8171-0067.1 250153	ATE
4.0 TDI quattro	202	05/03→07/05		+PR 1LL / 1LM		11.8171-0067.1 250153	ATE
3.0 TDI quattro	155	11/03→07/10		4E-5-003251→; → 10/09; +PR 1LG	2	11.8171-0008.1 990049	ATE
3.2 FSI	191	06/05→07/10		+PR 1LG; → 4E-5-003250	2	11.8171-0008.1 990049	ATE
3.2 FSI quattro	191	06/05→07/10		→ 10/09; +PR 1LL / 1LM		11.8171-0067.1 250153	ATE
4.2 FSI quattro	257	06/06→07/10		→ 10/09; +PR 1LJ		11.8171-0067.1 250153	ATE
4.2 TDI quattro	240	07/05→07/10					
3.0 TDI quattro	171	08/03→07/10		11/03→; +PR 1LG; → 4E-5-003250	2	11.8171-0008.1 990049	ATE
				4E-5-003251→; → 10/09; +PR 1LG	2	11.8171-0008.1 990049	ATE
↓							

	kW			 	! #		
<b>AUDI - A8 (4E2, 4E8) 10/02→12/10</b>							
<b>Führungsbolzen, Bremsattel</b>							
3.0 TDI quattro	171	08/03→07/10		11/03→ 10/09; +PR 1LJ		11.8171-0067.1 250153	ATE
				11/03→ 10/09; +PR 1LL / 1LM		11.8171-0067.1 250153	ATE
3.7 quattro	206	10/02→05/06		11/02→; +PR 1LG; → 4E-5-003250	2	11.8171-0008.1 990049	ATE
				4E-5-003251→; +PR 1LG	2	11.8171-0008.1 990049	ATE
				11/02→; +PR 1LJ		11.8171-0067.1 250153	ATE
				11/02→; +PR 1LL / 1LM		11.8171-0067.1 250153	ATE
4.2 quattro	246	10/02→07/10		11/02→; +PR 1LG; → 4E-5-003250	2	11.8171-0008.1 990049	ATE
				4E-5-003251→; → 10/09; +PR 1LG	2	11.8171-0008.1 990049	ATE
				11/02→ 10/09; +PR 1LJ		11.8171-0067.1 250153	ATE
				11/02→ 10/09; +PR 1LL / 1LM		11.8171-0067.1 250153	ATE
6.0 W12 quattro	331	12/03→07/10		4E-5-003251→; → 10/09; +PR 1LG	2	11.8171-0008.1 990049	ATE
				02/04→; +PR 1LG; → 4E-5-003250	2	11.8171-0008.1 990049	ATE
				02/04→ 10/09; +PR 1LJ		11.8171-0067.1 250153	ATE
				02/04→ 10/09; +PR 1LL / 1LM		11.8171-0067.1 250153	ATE
S8 quattro	331	06/06→07/10		→ 10/09		11.8171-0067.1 250153	ATE
<b>Dichtungssatz, Bremsattel</b>							
2.8 FSI	154	08/07→07/10	←	→ 10/09; +PR 1LG		11.0441-6008.2 250038	ATE für Kolben-Ø [mm]: 60
3.0	160	07/03→05/06	←	+PR 1LG; → 4E-5-003250		11.0441-6008.2 250038	ATE für Kolben-Ø [mm]: 60
3.0	162	07/03→05/05	←				
3.0 quattro	162	07/03→05/05	←	4E-5-003251→; +PR 1LG		11.0441-6008.2 250038	ATE für Kolben-Ø [mm]: 60
4.0 TDI quattro	202	05/03→07/05	←				
3.0 TDI quattro	155	11/03→07/10	←	+PR 1LG; → 4E-5-003250		11.0441-6008.2 250038	ATE für Kolben-Ø [mm]: 60
3.2 FSI	191	06/05→07/10	←				
3.2 FSI quattro	191	06/05→07/10	←	4E-5-003251→; → 10/09; +PR 1LG		11.0441-6008.2 250038	ATE für Kolben-Ø [mm]: 60
4.2 FSI quattro	257	06/06→07/10	←				
4.2 TDI quattro	240	07/05→07/10	←				
3.0 TDI quattro	171	08/03→07/10	←	11/03→; +PR 1LG; → 4E-5-003250		11.0441-6008.2 250038	ATE für Kolben-Ø [mm]: 60
			←	4E-5-003251→; → 10/09; +PR 1LG		11.0441-6008.2 250038	ATE für Kolben-Ø [mm]: 60
3.7 quattro	206	10/02→05/06	←	11/02→; +PR 1LG; → 4E-5-003250		11.0441-6008.2 250038	ATE für Kolben-Ø [mm]: 60
			←	4E-5-003251→; +PR 1LG		11.0441-6008.2 250038	ATE für Kolben-Ø [mm]: 60
4.2 quattro	246	10/02→07/10	←	11/02→; +PR 1LG; → 4E-5-003250		11.0441-6008.2 250038	ATE für Kolben-Ø [mm]: 60
			←	4E-5-003251→; → 10/09; +PR 1LG		11.0441-6008.2 250038	ATE für Kolben-Ø [mm]: 60
6.0 W12 quattro	331	12/03→07/10	←	02/04→; +PR 1LG; → 4E-5-003250		11.0441-6008.2 250038	ATE für Kolben-Ø [mm]: 60
			←	4E-5-003251→; → 10/09; +PR 1LG		11.0441-6008.2 250038	ATE für Kolben-Ø [mm]: 60
<b>Bremsschlauch</b>							
2.8 FSI	154	08/07→07/10	←	→ 4E-7-009000; +PR 1LW	2	83.7849-0419.3 331114	L= 422
3.0 TDI quattro	155	11/03→07/10	←				
3.2 FSI	191	06/05→07/10	←	4E-7-009001→; → 10/09; +PR 1LW	2	83.7849-0426.3 331235	L= 422
3.2 FSI quattro	191	06/05→07/10	←				
4.2 FSI quattro	257	06/06→07/10	←	→ 10/09; +PR 1LJ / 1LL / 1LK	2	83.7855-0354.3 331236	L= 355
4.2 TDI quattro	240	07/05→07/10	→	am Bremsattel; → 10/09	2	24.5154-0190.3 331056	L= 190
			→	→ 10/09	2	24.5237-0183.3 331454	L= 182,4
3.0	160	07/03→05/06	←	→ 4E-7-009000; +PR 1LW	2	83.7849-0419.3 331114	L= 422
3.0	162	07/03→05/05	←				
3.0 quattro	162	07/03→05/05	←	4E-7-009001→; +PR 1LW	2	83.7849-0426.3 331235	L= 422
4.0 TDI quattro	202	05/03→07/05	←	+PR 1LJ / 1LL / 1LK	2	83.7855-0354.3 331236	L= 355
			→	am Bremsattel	2	24.5154-0190.3 331056	L= 190
			→		2	24.5237-0183.3 331454	L= 182,4
3.0 TDI quattro	171	08/03→07/10	←	11/03→; → 4E-7-009000; +PR 1LW	2	83.7849-0419.3 331114	L= 422
			←	4E-7-009001→; → 10/09; +PR 1LW	2	83.7849-0426.3 331235	L= 422
			←	11/03→ 10/09; +PR 1LJ / 1LL / 1LK	2	83.7855-0354.3 331236	L= 355
			→	am Bremsattel; 11/03→ 10/09	2	24.5154-0190.3 331056	L= 190
			→	11/03→ 10/09	2	24.5237-0183.3 331454	L= 182,4
3.7 quattro	206	10/02→05/06	←	11/02→; → 4E-7-009000; +PR 1LW	2	83.7849-0419.3 331114	L= 422
			←	4E-7-009001→; +PR 1LW	2	83.7849-0426.3 331235	L= 422
			←	11/02→; +PR 1LJ / 1LL / 1LK	2	83.7855-0354.3 331236	L= 355
			→	am Bremsattel; 11/02→	2	24.5154-0190.3 331056	L= 190
			→	11/02→	2	24.5237-0183.3 331454	L= 182,4
4.2 quattro	246	10/02→07/10	←	11/02→; → 4E-7-009000; +PR 1LW	2	83.7849-0419.3 331114	L= 422
			←	4E-7-009001→; → 10/09; +PR 1LW	2	83.7849-0426.3 331235	L= 422



	kw			 	! #			
<b>AUDI - A8 (4E2, 4E8) 10/02→12/10</b>								
 <b>Bremsschlauch</b>								
4.2 quattro	246	10/02→07/10	←	11/02→ 10/09; +PR 1LJ / 1LL / 1LK	2	83.7855-0354.3	331236	L= 355
			→	am Bremssattel; 11/02→ 10/09	2	24.5154-0190.3	331056	L= 190
			→	11/02→ 10/09	2	24.5237-0183.3	331454	L= 182,4
6.0 W12 quattro	331	12/03→07/10	←	02/04→; → 4E-7-009000; +PR 1LW	2	83.7849-0419.3	331114	L= 422
			←	4E-7-009001→; → 10/09; +PR 1LW	2	83.7849-0426.3	331235	L= 422
			←	02/04→ 10/09; +PR 1LJ / 1LL / 1LK	2	83.7855-0354.3	331236	L= 355
S8 quattro	331	06/06→07/10	←	→ 4E-7-009000; +PR 1LW	2	83.7849-0419.3	331114	L= 422
			←	4E-7-009001→; → 10/09; +PR 1LW	2	83.7849-0426.3	331235	L= 422
			←	→ 10/09; +PR 1LJ / 1LL / 1LK	2	83.7855-0354.3	331236	L= 355
<b>AUDI - A8 (4H2, 4H8, 4HC, 4HL) 11/09→01/18</b>								
 <b>Bremssattel</b>								
2.0 TFSI hybrid	155	02/12→11/15	→	☐; 05/12→; +PR 1KW		24.6243-1713.5	240715	TRW + EMot / - Halter + FSB
			→	☐; 05/12→; +PR 1KW		24.6243-1714.5	240716	TRW + EMot / - Halter + FSB
			→	☐; 05/12→; +PR 1KY		24.6243-1725.5	241088	TRW + EMot / - Halter + FSB
			→	☐; 05/12→; +PR 1KY		24.6243-1726.5	241089	TRW + EMot / - Halter + FSB
2.0 TFSI quattro	185	09/16→01/18	→	☐; +PR 1KW		24.6243-1713.5	240715	TRW + EMot / - Halter + FSB
			→	☐; +PR 1KW		24.6243-1714.5	240716	TRW + EMot / - Halter + FSB
			→	☐; +PR 1KY / 1KE		24.6243-1725.5	241088	TRW + EMot / - Halter + FSB
			→	☐; +PR 1KY / 1KE		24.6243-1726.5	241089	TRW + EMot / - Halter + FSB
2.5 TFSI	150	07/12→06/16	→	☐; +PR 1KW		24.6243-1713.5	240715	TRW + EMot / - Halter + FSB
3.0 TDI	150	09/11→09/13	→	☐; +PR 1KW		24.6243-1714.5	240716	TRW + EMot / - Halter + FSB
3.0 TDI quattro	155	08/10→11/15	→	☐; +PR 1KW		24.6243-1714.5	240716	TRW + EMot / - Halter + FSB
3.0 TDI quattro	176	11/12→06/16	→	☐; +PR 1KY		24.6243-1725.5	241088	TRW + EMot / - Halter + FSB
3.0 TDI quattro	184	07/10→01/18	→	☐; +PR 1KY		24.6243-1725.5	241088	TRW + EMot / - Halter + FSB
3.0 TDI quattro	190	10/13→01/18	→	☐; +PR 1KY		24.6243-1726.5	241089	TRW + EMot / - Halter + FSB
3.0 TDI quattro	193	05/15→01/18	→	☐; +PR 1KY		24.6243-1726.5	241089	TRW + EMot / - Halter + FSB
3.0 TFSI quattro	213	07/10→04/14	→	☐; +PR 1KY		24.6243-1726.5	241089	TRW + EMot / - Halter + FSB
3.0 TFSI quattro	228	11/11→01/18	→	☐; +PR 1KY		24.6243-1726.5	241089	TRW + EMot / - Halter + FSB
4.0 TFSI quattro	309	03/12→12/14	→	☐; +PR 1KY		24.6243-1726.5	241089	TRW + EMot / - Halter + FSB
4.0 TFSI quattro	320	10/13→12/15	→	☐; +PR 1KY		24.6243-1726.5	241089	TRW + EMot / - Halter + FSB
4.2 TDI quattro	283	10/13→01/18	→	☐; +PR 1KY		24.6243-1726.5	241089	TRW + EMot / - Halter + FSB
6.3 W12 quattro	368	01/11→01/18	→	☐; +PR 1KY		24.6243-1726.5	241089	TRW + EMot / - Halter + FSB
S8 plus quattro	445	11/15→01/18	→	☐; +PR 1KY		24.6243-1726.5	241089	TRW + EMot / - Halter + FSB
S8 quattro	382	04/12→01/18	→	☐; +PR 1KY		24.6243-1726.5	241089	TRW + EMot / - Halter + FSB
3.0 TFSI quattro	245	06/10→01/18	→	☐; 07/10→; +PR 1KW		24.6243-1713.5	240715	TRW + EMot / - Halter + FSB
			→	☐; 07/10→; +PR 1KW		24.6243-1714.5	240716	TRW + EMot / - Halter + FSB
			→	☐; 07/10→; +PR 1KY		24.6243-1725.5	241088	TRW + EMot / - Halter + FSB
			→	☐; 07/10→; +PR 1KY		24.6243-1726.5	241089	TRW + EMot / - Halter + FSB
4.2 FSI quattro	273	11/09→12/12	←	☐; → 06/10; +PR 1LL		24.3426-9905.5	240950	ATE - Halter
4.2 TDI quattro	258	11/09→04/14	←	☐; → 06/10; +PR 1LL		24.3426-9906.5	240951	ATE - Halter
			→	☐; +PR 1KW		24.6243-1713.5	240715	TRW + EMot / - Halter + FSB
			→	☐; +PR 1KW		24.6243-1714.5	240716	TRW + EMot / - Halter + FSB
			→	☐; +PR 1KY		24.6243-1725.5	241088	TRW + EMot / - Halter + FSB
			→	☐; +PR 1KY		24.6243-1726.5	241089	TRW + EMot / - Halter + FSB
<b>Feder, Bremssattel</b>								
2.0 TFSI hybrid	155	02/12→11/15		05/12→; +PR 1LJ	2	11.8116-0018.2	390604	ATE
2.0 TFSI quattro	185	09/16→01/18		+PR 1LJ / 1LP	2	11.8116-0018.2	390604	ATE
2.5 TFSI	150	07/12→06/16		+PR 1LJ	2	11.8116-0018.2	390604	ATE
3.0 TDI	150	09/11→09/13		+PR 1LJ	2	11.8116-0018.2	390604	ATE
3.0 TDI quattro	155	08/10→11/15		+PR 1LJ	2	11.8116-0018.2	390604	ATE
3.0 TDI quattro	176	11/12→06/16		+PR 1LJ	2	11.8116-0018.2	390604	ATE
3.0 TDI quattro	184	07/10→01/18		+PR 1LJ	2	11.8116-0018.2	390604	ATE
3.0 TDI quattro	190	10/13→01/18		+PR 1LJ	2	11.8116-0018.2	390604	ATE
3.0 TDI quattro	193	05/15→01/18		+PR 1LJ	2	11.8116-0018.2	390604	ATE
3.0 TFSI quattro	213	07/10→04/14		+PR 1LJ	2	11.8116-0018.2	390604	ATE
3.0 TFSI quattro	228	11/11→01/18		+PR 1LJ	2	11.8116-0018.2	390604	ATE
4.0 TFSI quattro	309	03/12→12/14		+PR 1LJ	2	11.8116-0018.2	390604	ATE
4.0 TFSI quattro	320	10/13→12/15		+PR 1LJ	2	11.8116-0018.2	390604	ATE
4.2 TDI quattro	283	10/13→01/18		+PR 1LJ	2	11.8116-0018.2	390604	ATE
6.3 W12 quattro	368	01/11→01/18		+PR 1LJ	2	11.8116-0018.2	390604	ATE
S8 plus quattro	445	11/15→01/18		+PR 1LJ	2	11.8116-0018.2	390604	ATE
S8 quattro	382	04/12→01/18		+PR 1LJ	2	11.8116-0018.2	390604	ATE
3.0 TFSI quattro	245	06/10→01/18		07/10→; +PR 1LJ	2	11.8116-0018.2	390604	ATE
↓								

	kw			 	! #		
<b>AUDI - A8 (4H2, 4H8, 4HC, 4HL) 11/09→01/18</b>							
<b>Feder, Bremssattel</b>							
4.2 FSI quattro	273	11/09→12/12		07/10→; +PR 1LJ	2	11.8116-0018.2 390604	ATE
4.2 TDI quattro	258	11/09→04/14		→ 06/10; +PR 1LJ	2	11.8116-0018.2 390604	ATE
<b>Führungshülzensatz, Bremssattel</b>							
2.0 TFSI hybrid	155	02/12→11/15	←	05/12→; +PR 1LL		11.0101-7001.2 260139	ATE
			←	05/12→; +PR 1LJ		11.0101-7001.2 260139	ATE
2.0 TFSI quattro	185	09/16→01/18	←	+PR 1LJ / 1LP		11.0101-7001.2 260139	ATE
			←	+PR 1LL		11.0101-7001.2 260139	ATE
2.5 TFSI	150	07/12→06/16	←	+PR 1LL		11.0101-7001.2 260139	ATE
3.0 TDI	150	09/11→09/13	←	+PR 1LJ		11.0101-7001.2 260139	ATE
3.0 TDI quattro	155	08/10→11/15					
3.0 TDI quattro	176	11/12→06/16					
3.0 TDI quattro	184	07/10→01/18					
3.0 TDI quattro	190	10/13→01/18					
3.0 TDI quattro	193	05/15→01/18					
3.0 TFSI quattro	213	07/10→04/14					
3.0 TFSI quattro	228	11/11→01/18					
4.0 TFSI quattro	309	03/12→12/14					
4.0 TFSI quattro	320	10/13→12/15					
4.2 TDI quattro	283	10/13→01/18					
6.3 W12 quattro	368	01/11→01/18					
S8 plus quattro	445	11/15→01/18					
S8 quattro	382	04/12→01/18					
3.0 TFSI quattro	245	06/10→01/18	←	07/10→; +PR 1LL		11.0101-7001.2 260139	ATE
			←	07/10→; +PR 1LJ		11.0101-7001.2 260139	ATE
4.2 FSI quattro	273	11/09→12/12	←	07/10→; +PR 1LL		11.0101-7001.2 260139	ATE
4.2 TDI quattro	258	11/09→04/14	←	→ 06/10; +PR 1LL		11.0101-7001.2 260139	ATE
			←	07/10→; +PR 1LJ		11.0101-7001.2 260139	ATE
			←	→ 06/10; +PR 1LJ		11.0101-7001.2 260139	ATE
<b>Führungsbolzen, Bremssattel</b>							
2.0 TFSI hybrid	155	02/12→11/15		05/12→; +PR 1LL		11.8171-0096.1 250155	ATE
				05/12→; +PR 1LJ		11.8171-0096.1 250155	ATE
2.0 TFSI quattro	185	09/16→01/18		+PR 1LL		11.8171-0096.1 250155	ATE
				+PR 1LJ / 1LP		11.8171-0096.1 250155	ATE
2.5 TFSI	150	07/12→06/16		+PR 1LL		11.8171-0096.1 250155	ATE
3.0 TDI	150	09/11→09/13		+PR 1LJ		11.8171-0096.1 250155	ATE
3.0 TDI quattro	155	08/10→11/15					
3.0 TDI quattro	176	11/12→06/16					
3.0 TDI quattro	184	07/10→01/18					
3.0 TDI quattro	190	10/13→01/18					
3.0 TDI quattro	193	05/15→01/18					
3.0 TFSI quattro	213	07/10→04/14					
3.0 TFSI quattro	228	11/11→01/18					
4.0 TFSI quattro	309	03/12→12/14					
4.0 TFSI quattro	320	10/13→12/15					
4.2 TDI quattro	283	10/13→01/18					
6.3 W12 quattro	368	01/11→01/18					
S8 plus quattro	445	11/15→01/18					
S8 quattro	382	04/12→01/18					
3.0 TFSI quattro	245	06/10→01/18		07/10→; +PR 1LL		11.8171-0096.1 250155	ATE
				07/10→; +PR 1LJ		11.8171-0096.1 250155	ATE
4.2 FSI quattro	273	11/09→12/12		07/10→; +PR 1LL		11.8171-0096.1 250155	ATE
4.2 TDI quattro	258	11/09→04/14		→ 06/10; +PR 1LL		11.8171-0096.1 250155	ATE
				07/10→; +PR 1LJ		11.8171-0096.1 250155	ATE
				→ 06/10; +PR 1LJ		11.8171-0096.1 250155	ATE
<b>Bremsschlauch</b>							
2.0 TFSI hybrid	155	02/12→11/15	←	05/12→	2	24.5140-0495.3 331446	L= 495
2.0 TFSI quattro	185	09/16→01/18	←		2	24.5140-0495.3 331446	L= 495
2.5 TFSI	150	07/12→06/16					
3.0 TDI	150	09/11→09/13					
3.0 TDI quattro	155	08/10→11/15					
3.0 TDI quattro	176	11/12→06/16					
3.0 TDI quattro	184	07/10→01/18					
3.0 TDI quattro	190	10/13→01/18					
3.0 TDI quattro	193	05/15→01/18					
3.0 TFSI quattro	213	07/10→04/14					
3.0 TFSI quattro	228	11/11→01/18					
4.0 TFSI quattro	309	03/12→12/14					
4.0 TFSI quattro	320	10/13→12/15					
↓							

**AUDI - A8 (4H2, 4H8, 4HC, 4HL) 11/09→01/18**

**Bremsschlauch**

4.2 FSI quattro	273	11/09→12/12	←		2	24.5140-0495.3	331446	L= 495
4.2 TDI quattro	258	11/09→04/14						
4.2 TDI quattro	283	10/13→01/18						
6.3 W12 quattro	368	01/11→01/18						
S8 plus quattro	445	11/15→01/18						
S8 quattro	382	04/12→01/18						
3.0 TFSI quattro	245	06/10→01/18	←	07/10→	2	24.5140-0495.3	331446	L= 495

**AUDI - ALLROAD C5 (4BH) 05/00→08/05**

**Bremssattel**

2.5 TDI quattro	120	05/03→08/05	←	☐; +PR 1LA; → 07/05		24.3606-9965.5	241066	ATE - Halter
2.5 TDI quattro	132	05/00→08/05	←	☐; +PR 1LA; → 07/05		24.3606-9966.5	241067	ATE - Halter
2.7 T quattro	184	05/00→08/05	→	☐; → 07/05		24.3384-1733.5	240820	TRW - Halter
			→	☐; → 07/05		24.3384-1734.5	240821	TRW - Halter
4.2 V8 quattro	220	07/02→08/05	←	☐; +PR 1LA; → 07/05		24.3606-9965.5	241066	ATE - Halter
			←	☐; +PR 1LA; → 07/05		24.3606-9966.5	241067	ATE - Halter
			→	☐; → 07/05		24.3437-1701.7	220761	TRW - Halter
			→	☐; → 07/05		24.3437-1702.7	220762	TRW - Halter

**Halter, Bremssattel**

2.5 TDI quattro	120	05/03→08/05	←	+PR 1LA; → 07/05		11.0230-0630.1	260127	ATE
2.5 TDI quattro	132	05/00→08/05						
2.7 T quattro	184	05/00→08/05						
4.2 V8 quattro	220	07/02→08/05						

**Feder, Bremssattel**

2.5 TDI quattro	120	05/03→08/05	←	+PR 1LA; → 07/05	2	11.8116-0299.1	390446	ATE
2.5 TDI quattro	132	05/00→08/05						
2.7 T quattro	184	05/00→08/05						
4.2 V8 quattro	220	07/02→08/05						

**Führungshülsensatz, Bremssattel**

2.5 TDI quattro	120	05/03→08/05	←	+PR 1LA; → 07/05		11.0101-5409.2	260035	ATE
2.5 TDI quattro	132	05/00→08/05						
2.7 T quattro	184	05/00→08/05						
4.2 V8 quattro	220	07/02→08/05						

**Führungsbolzen, Bremssattel**

2.5 TDI quattro	120	05/03→08/05		+PR 1LA; → 07/05	2	11.8171-0008.1	990049	ATE
2.5 TDI quattro	132	05/00→08/05						
2.7 T quattro	184	05/00→08/05						
4.2 V8 quattro	220	07/02→08/05						

**Dichtungssatz, Bremssattel**

2.5 TDI quattro	120	05/03→08/05	←	+PR 1LA; → 07/05		11.0441-6008.2	250038	ATE für Kolben-Ø [mm]: 60
2.5 TDI quattro	132	05/00→08/05						
2.7 T quattro	184	05/00→08/05						
4.2 V8 quattro	220	07/02→08/05						










**Bremsschlauch**









2.5 TDI quattro	120	05/03→08/05	←	→ 07/05	2	24.5237-0335.3	331462	L= 335
2.5 TDI quattro	132	05/00→08/05						
2.7 T quattro	184	05/00→08/05						
4.2 V8 quattro	220	07/02→08/05						














**AUDI - CABRIOLET B4 (8G7) 05/91→08/00**

**Bremssattel**

1.8	92	01/97→08/00	←	☐; 04/97→		24.3541-1719.5	240057	TRW - Halter
			←	☐; 04/97→		24.3541-1720.5	240058	TRW - Halter
			→	☐; 04/97→		24.3384-1709.5	240257	TRW - Halter
			→	☐; 04/97→		24.3384-1710.5	240258	TRW - Halter
1.9 TDI	66	06/95→08/00	←	☐; 07/95→		24.3541-1719.5	240057	TRW - Halter
			←	☐; 07/95→		24.3541-1720.5	240058	TRW - Halter
			→	☐; 07/95→		24.3384-1709.5	240257	TRW - Halter
			→	☐; 07/95→		24.3384-1710.5	240258	TRW - Halter
2.0 16V	103	06/95→07/96	←	☐		24.3541-1719.5	240057	TRW - Halter
			←	☐		24.3541-1720.5	240058	TRW - Halter
↓								

	kW			 	! #		
<b>AUDI - CABRIOLET B4 (8G7) 05/91→08/00</b>							
<b> Bremssattel</b>							
2.0 16V	103	06/95→07/96	→	☐		24.3384-1709.5 240257	TRW - Halter
			→	☐		24.3384-1710.5 240258	TRW - Halter
2.0 E	85	01/93→07/98	←	☐		24.3541-1719.5 240057	TRW - Halter
			←	☐		24.3541-1720.5 240058	TRW - Halter
			→	☐; → 8G-P-005533		24.3384-1601.5 240013	TRW - Halter
			→	☐; → 8G-P-005533		24.3384-1602.5 240014	TRW - Halter
			→	☐; 8G-P-005534→		24.3384-1709.5 240257	TRW - Halter
			→	☐; 8G-P-005534→		24.3384-1710.5 240258	TRW - Halter
2.6	110	06/93→08/00	←	☐; 01/94→		24.3541-1719.5 240057	TRW - Halter
			←	☐; 01/94→		24.3541-1720.5 240058	TRW - Halter
			→	☐; 01/94→		24.3384-1709.5 240257	TRW - Halter
			→	☐; 01/94→		24.3384-1710.5 240258	TRW - Halter
2.8	128	11/92→08/00	→	☐; → 8G-P-005533		24.3384-1601.5 240013	TRW - Halter
			→	☐; → 8G-P-005533		24.3384-1602.5 240014	TRW - Halter
			→	☐; 8G-P-005534→		24.3384-1709.5 240257	TRW - Halter
			→	☐; 8G-P-005534→		24.3384-1710.5 240258	TRW - Halter
<b>Führungshülzensatz, Bremssattel</b>							
2.8	128	11/92→08/00	←			11.0101-5403.2 260010	TRW
<b>Zubehörsatz, Bremssattel</b>							
1.8	92	01/97→08/00	←	04/97→		24.0101-4301.2 260047	TRW
1.9 TDI	66	06/95→08/00	←	07/95→		24.0101-4301.2 260047	TRW
2.0 16V	103	06/95→07/96	←			24.0101-4301.2 260047	TRW
2.0 E	85	01/93→07/98	←			24.0101-4301.2 260047	TRW
			→	→ 8G-P-005533		24.0101-3601.2 260044	TRW
2.6	110	06/93→08/00	←	01/94→		24.0101-4301.2 260047	TRW
2.8	128	11/92→08/00	←			24.0101-3401.2 260043	TRW
			→	→ 8G-P-005533		24.0101-3601.2 260044	TRW
<b> Bremsschlauch</b>							
1.8	92	01/97→08/00	←	am Bremssattel; 04/97→	2	24.5170-0161.3 331308	L= 161
			←	04/97→	2	24.5237-0288.3 331442	L= 285
			→	am Bremssattel; 04/97→	2	24.5170-0161.3 331308	L= 161
			→	☐; 04/97→		83.6224-0200.3 330729	L= 200
			→	☐; 04/97→		83.7804-0150.3 330853	L= 150
1.9 TDI	66	06/95→08/00	←	am Bremssattel; 07/95→	2	24.5170-0161.3 331308	L= 161
			←	07/95→	2	24.5237-0288.3 331442	L= 285
			→	am Bremssattel; 07/95→	2	24.5170-0161.3 331308	L= 161
			→	☐; 07/95→		83.6224-0200.3 330729	L= 200
			→	☐; 07/95→		83.7804-0150.3 330853	L= 150
2.0 16V	103	06/95→07/96	←	am Bremssattel	2	24.5170-0161.3 331308	L= 161
2.0 E	85	01/93→07/98	←		2	24.5237-0288.3 331442	L= 285
2.8	128	11/92→08/00	→	am Bremssattel	2	24.5170-0161.3 331308	L= 161
			→	☐		83.6224-0200.3 330729	L= 200
			→	☐		83.7804-0150.3 330853	L= 150
2.6	110	06/93→08/00	←	am Bremssattel; 01/94→	2	24.5170-0161.3 331308	L= 161
			←	01/94→	2	24.5237-0288.3 331442	L= 285
			→	am Bremssattel; 01/94→	2	24.5170-0161.3 331308	L= 161
			→	☐; 01/94→		83.6224-0200.3 330729	L= 200
			→	☐; 01/94→		83.7804-0150.3 330853	L= 150

	kW			 	! #		
<b>AUDI - COUPE B3 (89, 8B3) 10/88→12/96</b>							
<b> Bremssattel</b>							
2.0	85	05/89→12/96	←	☐; → 07/92		24.3541-1719.5 240057	TRW - Halter
			←	☐; 08/92→		24.3541-1719.5 240057	TRW - Halter
			←	☐; 08/92→		24.3541-1720.5 240058	TRW - Halter
			←	☐; → 07/92		24.3541-1720.5 240058	TRW - Halter
			→	☐; → 04/93		24.3384-1601.5 240013	TRW - Halter
			→	☐; → 04/93		24.3384-1602.5 240014	TRW - Halter
			→	☐; 05/93→		24.3384-1709.5 240257	TRW - Halter
			→	☐; 05/93→		24.3384-1710.5 240258	TRW - Halter
2.0 16 V 2.6	103 110	08/92→12/96 08/92→12/96	←	☐		24.3541-1719.5 240057	TRW - Halter
			←	☐		24.3541-1720.5 240058	TRW - Halter
			→	☐; → 04/93		24.3384-1601.5 240013	TRW - Halter
			→	☐; → 04/93		24.3384-1602.5 240014	TRW - Halter
			→	☐; 05/93→		24.3384-1709.5 240257	TRW - Halter
			→	☐; 05/93→		24.3384-1710.5 240258	TRW - Halter
2.3	98	03/90→12/96	←	☐; 08/92→		24.3541-1719.5 240057	TRW - Halter
			←	☐; → 07/92		24.3541-1719.5 240057	TRW - Halter
			←	☐; 08/92→		24.3541-1720.5 240058	TRW - Halter
			←	☐; → 07/92		24.3541-1720.5 240058	TRW - Halter
			→	☐; → 04/93		24.3384-1601.5 240013	TRW - Halter
			→	☐; → 04/93		24.3384-1602.5 240014	TRW - Halter
			→	☐; 05/93→ 07/94		24.3384-1709.5 240257	TRW - Halter
			→	☐; 05/93→ 07/94		24.3384-1710.5 240258	TRW - Halter
2.3 20V quattro 2.8 quattro S2 quattro	123 128 169	05/90→12/96 08/91→12/96 10/92→12/96	→	☐		24.3384-1703.5 240055	TRW - Halter
2.3 quattro	98	05/90→12/96	←	☐; 08/92→		24.3541-1719.5 240057	TRW - Halter
			←	☐; → 07/92		24.3541-1719.5 240057	TRW - Halter
			←	☐; → 07/92		24.3541-1720.5 240058	TRW - Halter
			←	☐; 08/92→		24.3541-1720.5 240058	TRW - Halter
			→	☐		24.3384-1703.5 240055	TRW - Halter
			→	☐		24.3384-1704.5 240056	TRW - Halter
2.6 quattro	110	08/92→12/96	←	☐		24.3541-1719.5 240057	TRW - Halter
			←	☐		24.3541-1720.5 240058	TRW - Halter
			→	☐		24.3384-1703.5 240055	TRW - Halter
			→	☐		24.3384-1704.5 240056	TRW - Halter
2.8	128	09/91→12/96	→	☐; → 04/93		24.3384-1601.5 240013	TRW - Halter
			→	☐; → 04/93		24.3384-1602.5 240014	TRW - Halter
			→	☐; 05/93→		24.3384-1709.5 240257	TRW - Halter
			→	☐; 05/93→		24.3384-1710.5 240258	TRW - Halter
<b>Führungshülzensatz, Bremssattel</b>							
2.0 2.3 2.3 quattro	85 98 98	05/89→12/96 03/90→12/96 05/90→12/96	←	08/92→		11.0101-5403.2 260010	TRW
			←	→ 07/92		11.0101-5403.2 260010	TRW
						11.0101-5409.2 260035	ATE
2.0 16 V 2.6 2.8 2.8 quattro S2 quattro	103 110 128 128 169	08/92→12/96 08/92→12/96 09/91→12/96 08/91→12/96 10/92→12/96	←			11.0101-5403.2 260010	TRW
2.3 20V quattro	123	05/90→12/96	←	8B-L-003001→		11.0101-5403.2 260010	TRW
2.6 quattro	110	08/92→12/96	←			11.0101-5403.2 260010	TRW
						11.0101-5409.2 260035	ATE
<b>Führungsbolzen, Bremssattel</b>							
2.0 2.3 2.3 quattro	85 98 98	05/89→12/96 03/90→12/96 05/90→12/96	←	→ 07/92	2	11.8171-0008.1 990049	ATE
2.6 quattro	110	08/92→12/96	←		2	11.8171-0008.1 990049	ATE
↓							

	kW			 	! #		
<b>AUDI - COUPE B3 (89, 8B3) 10/88→12/96</b>							
<b>Dichtungssatz, Bremssattel</b>							
2.0	85	05/89→12/96	←	→ 07/92		11.0441-5405.2 250030	ATE
2.3	98	03/90→12/96					
2.3 quattro	98	05/90→12/96					
2.6 quattro	110	08/92→12/96	←			11.0441-5405.2 250030	ATE
<b>Zubehörsatz, Bremssattel</b>							
2.0	85	05/89→12/96	←	→ 07/92		24.0101-4301.2 260047	TRW
2.3	98	03/90→12/96	←	→ 07/92		24.0101-4301.2 260047	TRW
			←	08/92→		24.0101-4301.2 260047	TRW
			→	→ 04/93		24.0101-3601.2 260044	TRW
2.0 16 V	103	08/92→12/96	←			24.0101-4301.2 260047	TRW
2.6	110	08/92→12/96	→	→ 04/93		24.0101-3601.2 260044	TRW
2.3 20V quattro	123	05/90→12/96	←	8B-L-003001→		24.0101-3401.2 260043	TRW
			→			24.0101-3601.2 260044	TRW
2.3 quattro	98	05/90→12/96	←	→ 07/92		24.0101-4301.2 260047	TRW
			←	08/92→		24.0101-4301.2 260047	TRW
			→			24.0101-3601.2 260044	TRW
2.6 quattro	110	08/92→12/96	←			24.0101-4301.2 260047	TRW
			→			24.0101-3601.2 260044	TRW
2.8	128	09/91→12/96	←			24.0101-3401.2 260043	TRW
			→	→ 04/93		24.0101-3601.2 260044	TRW
2.8 quattro	128	08/91→12/96	←			24.0101-3401.2 260043	TRW
S2 quattro	169	10/92→12/96	→			24.0101-3601.2 260044	TRW
<b>Bremsschlauch</b>							
2.0	85	05/89→12/96	←	am Bremssattel; 8B-L-003792→	2	24.5170-0161.3 331308	L= 161
2.0 16 V	103	08/92→12/96	←	→ 8B-L-003791	2	24.5170-0315.3 331309	L= 315
			←	8B-L-003792→	2	24.5237-0288.3 331442	L= 285
			→	am Bremssattel	2	24.5170-0161.3 331308	L= 161
			→			83.6224-0200.3 330729	L= 200
			→			83.7804-0150.3 330853	L= 150
2.3	98	03/90→12/96	←	am Bremssattel; 8B-L-003792→;	2	24.5170-0161.3 331308	L= 161
				→ 07/94			
			←	→ 8B-L-003791	2	24.5170-0315.3 331309	L= 315
			←	8B-L-003792→; → 07/94	2	24.5237-0288.3 331442	L= 285
			→	am Bremssattel; → 07/94	2	24.5170-0161.3 331308	L= 161
			→	 ; → 07/94		83.6224-0200.3 330729	L= 200
			→	 ; → 07/94		83.7804-0150.3 330853	L= 150
2.3 20V quattro	123	05/90→12/96	←	→ 8B-L-003000	2	24.5113-0380.3 331344	L= 382
			←	am Bremssattel; 8B-L-003001→	2	24.5170-0161.3 331308	L= 161
			←	8B-L-003001→	2	24.5237-0288.3 331442	L= 285
			→		2	83.6104-0250.3 330720	L= 250
2.3 quattro	98	05/90→12/96	←	am Bremssattel; 8B-L-003001→	2	24.5170-0161.3 331308	L= 161
			←	→ 8B-L-003000	2	24.5170-0315.3 331309	L= 315
			←	8B-L-003001→	2	24.5237-0288.3 331442	L= 285
			→		2	83.6104-0250.3 330720	L= 250
2.6	110	08/92→12/96	←	am Bremssattel	2	24.5170-0161.3 331308	L= 161
2.8	128	09/91→12/96	←		2	24.5237-0288.3 331442	L= 285
			→	am Bremssattel	2	24.5170-0161.3 331308	L= 161
			→			83.6224-0200.3 330729	L= 200
			→			83.7804-0150.3 330853	L= 150
2.6 quattro	110	08/92→12/96	←	am Bremssattel	2	24.5170-0161.3 331308	L= 161
2.8 quattro	128	08/91→12/96	←		2	24.5237-0288.3 331442	L= 285
S2 quattro	169	10/92→12/96	→		2	83.6104-0250.3 330720	L= 250





### AUDI - Q2 (GAB, GAG) 06/16→

#### **Bremssattel**

1.0 TFSI	85	10/16→	➔	☐; +PR 1KE / 1KR		<b>24.6238-7023.5</b>	<b>241241</b>	ATE - Halter + eFSB
2.0 TDI	110	09/16→				<b>24.6238-7047.5</b>	<b>241181</b>	ATE - Halter + eFSB
2.0 TDI quattro	110	09/16→						
2.0 TFSI quattro	140	05/17→	➔	☐; +PR 1KE / 1KR		<b>24.6238-7024.5</b>	<b>241242</b>	ATE - Halter + eFSB
30 TDI	85	07/18→				<b>24.6238-7048.5</b>	<b>241182</b>	ATE - Halter + eFSB
30 TFSI	85	07/18→						
35 TDI	110	09/16→	➔	☐; +PR 1KJ		<b>24.6242-7017.5</b>	<b>241185</b>	ATE - Halter + eFSB
35 TDI quattro	110	09/18→	➔	☐; +PR 1KJ		<b>24.6242-7018.5</b>	<b>241186</b>	ATE - Halter + eFSB
35 TFSI	110	07/18→						
40 TFSI quattro	140	09/18→	➔	☐; +PR 1KY		<b>24.6242-7019.5</b>	<b>241187</b>	ATE - Halter + eFSB
SQ2 TFSI quattro	221	08/18→	➔	☐; +PR 1KY		<b>24.6242-7020.5</b>	<b>241188</b>	ATE - Halter + eFSB
1.4 TFSI	110	06/16→	➔	☐; 09/16→; +PR 1KE / 1KR		<b>24.6238-7023.5</b>	<b>241241</b>	ATE - Halter + eFSB
1.6 TDI	85	06/16→10/18				<b>24.6238-7047.5</b>	<b>241181</b>	ATE - Halter + eFSB
2.0 TDI quattro	140	07/16→	➔	☐; 09/16→; +PR 1KE / 1KR		<b>24.6238-7024.5</b>	<b>241242</b>	ATE - Halter + eFSB
						<b>24.6238-7048.5</b>	<b>241182</b>	ATE - Halter + eFSB
			➔	☐; +PR 1KJ		<b>24.6242-7017.5</b>	<b>241185</b>	ATE - Halter + eFSB
			➔	☐; +PR 1KJ		<b>24.6242-7018.5</b>	<b>241186</b>	ATE - Halter + eFSB
			➔	☐; +PR 1KY		<b>24.6242-7019.5</b>	<b>241187</b>	ATE - Halter + eFSB
			➔	☐; +PR 1KY		<b>24.6242-7020.5</b>	<b>241188</b>	ATE - Halter + eFSB

#### **Feder, Bremssattel**

1.0 TFSI	85	10/16→	➔	+PR 1KJ / 1KY	2	<b>11.8116-0340.1</b>	<b>390595</b>	ATE
1.4 TFSI	110	06/16→						
1.6 TDI	85	06/16→10/18						
2.0 TDI	110	09/16→						
2.0 TDI quattro	110	09/16→						
2.0 TDI quattro	140	07/16→						
2.0 TFSI quattro	140	05/17→						
30 TDI	85	07/18→						
30 TFSI	85	07/18→						
35 TDI	110	09/16→						
35 TDI quattro	110	09/18→						
35 TFSI	110	07/18→						
40 TFSI quattro	140	09/18→						
SQ2 TFSI quattro	221	08/18→						

#### **Führungshülzensatz, Bremssattel**

1.0 TFSI	85	10/16→	➔	+PR 1KJ / 1KY		<b>11.0101-5407.2</b>	<b>260011</b>	ATE
1.4 TFSI	110	06/16→						
1.6 TDI	85	06/16→10/18						
2.0 TDI	110	09/16→						
2.0 TDI quattro	110	09/16→						
2.0 TDI quattro	140	07/16→						
2.0 TFSI quattro	140	05/17→						
30 TDI	85	07/18→						
30 TFSI	85	07/18→						
35 TDI	110	09/16→						
35 TDI quattro	110	09/18→						
35 TFSI	110	07/18→						
40 TFSI quattro	140	09/18→						
SQ2 TFSI quattro	221	08/18→						








#### **Führungsbolzen, Bremssattel**

1.0 TFSI	85	10/16→	➔	+PR 1KJ / 1KY	2	<b>11.8171-0008.1</b>	<b>990049</b>	ATE
1.4 TFSI	110	06/16→						
1.6 TDI	85	06/16→10/18						
2.0 TDI	110	09/16→						
2.0 TDI quattro	110	09/16→						
2.0 TDI quattro	140	07/16→						
2.0 TFSI quattro	140	05/17→						
30 TDI	85	07/18→						
30 TFSI	85	07/18→						
35 TDI	110	09/16→						
35 TDI quattro	110	09/18→						
35 TFSI	110	07/18→						
40 TFSI quattro	140	09/18→						
SQ2 TFSI quattro	221	08/18→						








### AUDI - Q3 (8UB, 8UG) 06/11→12/18









#### **Bremssattel**

1.4 TFSI	92	07/16→10/18	←	☐; +PR 1LJ / 1ZD		<b>24.3571-9759.5</b>	<b>241117</b>	ATE - Halter
2.0 TDI	88	03/15→10/18						
2.0 TDI	110	11/14→10/18	←	☐; +PR 1LJ / 1ZD		<b>24.3571-9760.5</b>	<b>241118</b>	ATE - Halter
2.0 TDI	135	05/15→10/18	➔	☐; +PR 1KU		<b>24.6241-1709.5</b>	<b>240994</b>	TRW + EMot / - Halter + FSB
2.0 TDI quattro	110	11/14→10/18						
2.0 TDI quattro	135	11/14→10/18	➔	☐; +PR 1KU		<b>24.6241-1710.5</b>	<b>240995</b>	TRW + EMot / - Halter + FSB
2.0 TFSI	132	05/15→10/18						

	kW			 	! #		
<b>AUDI - Q3 (8UB, 8UG) 06/11→12/18</b>							
<b>Bremssattel</b>							
2.0 TFSI quattro	132	11/14→10/18	←	☐; +PR 1LJ / 1ZD		24.3571-9759.5 241117	ATE - Halter
2.0 TFSI quattro	162	11/14→10/18	←	☐; +PR 1LJ / 1ZD		24.3571-9760.5 241118	ATE - Halter
			→	☐; +PR 1KU		24.6241-1709.5 240994	TRW + EMot / - Halter + FSB
			→	☐; +PR 1KU		24.6241-1710.5 240995	TRW + EMot / - Halter + FSB
1.4 TSI	110	10/13→10/18	←	☐; +PR 1LJ / 1ZD		24.3571-9759.5 241117	ATE - Halter
2.0 TDI	100	09/11→10/18	←	☐; +PR 1LJ / 1ZD		24.3571-9760.5 241118	ATE - Halter
2.0 TDI	103	09/11→10/18	←	☐; +PR 1LJ / 1ZD		24.3571-9760.5 241118	ATE - Halter
2.0 TDI	130	06/11→04/15	→	☐; +PR 1KU; → 10/14		24.6241-1709.5 240994	TRW + EMot / - Halter + FSB
2.0 TDI quattro	103	01/12→10/18	→	☐; +PR 1KU; → 10/14		24.6241-1710.5 240995	TRW + EMot / - Halter + FSB
2.0 TDI quattro	120	06/11→04/15	→	☐; +PR 1KU; → 10/14		24.6241-1710.5 240995	TRW + EMot / - Halter + FSB
2.0 TDI quattro	130	06/11→10/18					
2.0 TFSI quattro	125	06/11→04/15					
2.0 TFSI quattro	147	09/14→10/18					
2.0 TFSI quattro	155	06/11→04/15					
<b>Halter, Bremssattel</b>							
1.4 TFSI	92	07/16→10/18	←	+PR 1LJ / 1ZD	2	11.0230-0131.1 260129	ATE
1.4 TSI	110	10/13→10/18					
2.0 TDI	88	03/15→10/18					
2.0 TDI	100	09/11→10/18					
2.0 TDI	103	09/11→10/18					
2.0 TDI	110	11/14→10/18					
2.0 TDI	130	06/11→04/15					
2.0 TDI	135	05/15→10/18					
2.0 TDI quattro	103	01/12→10/18					
2.0 TDI quattro	110	11/14→10/18					
2.0 TDI quattro	120	06/11→04/15					
2.0 TDI quattro	130	06/11→10/18					
2.0 TDI quattro	135	11/14→10/18					
2.0 TFSI	132	05/15→10/18					
2.0 TFSI quattro	125	06/11→04/15					
2.0 TFSI quattro	132	11/14→10/18					
2.0 TFSI quattro	147	09/14→10/18					
2.0 TFSI quattro	155	06/11→04/15					
2.0 TFSI quattro	162	11/14→10/18					
<b>Feder, Bremssattel</b>							
1.4 TFSI	92	07/16→10/18		+PR 1LJ / 1ZD	2	11.8116-0071.1 390605	ATE
2.0 TDI	88	03/15→10/18					
2.0 TDI	110	11/14→10/18					
2.0 TDI	135	05/15→10/18					
2.0 TDI quattro	110	11/14→10/18					
2.0 TDI quattro	135	11/14→10/18					
2.0 TFSI	132	05/15→10/18					
2.0 TFSI quattro	132	11/14→10/18					
2.0 TFSI quattro	162	11/14→10/18					
1.4 TSI	110	10/13→10/18	←	+PR 1LJ / 1ZD	2	11.8116-0071.1 390605	ATE
2.0 TDI	100	09/11→10/18					
2.0 TDI	103	09/11→10/18					
2.0 TDI	130	06/11→04/15					
2.0 TDI quattro	103	01/12→10/18					
2.0 TDI quattro	120	06/11→04/15					
2.0 TDI quattro	130	06/11→10/18					
2.0 TFSI quattro	125	06/11→04/15					
2.0 TFSI quattro	147	09/14→10/18					
2.0 TFSI quattro	155	06/11→04/15					
2.0 TFSI quattro	162	11/14→10/18					
<b>Führungshülzensatz, Bremssattel</b>							
1.4 TFSI	92	07/16→10/18	←	+PR 1LJ / 1ZD		11.0101-5409.2 260035	ATE
1.4 TSI	110	10/13→10/18					
2.0 TDI	88	03/15→10/18					
2.0 TDI	100	09/11→10/18					
2.0 TDI	103	09/11→10/18					
2.0 TDI	110	11/14→10/18					
2.0 TDI	130	06/11→04/15					
2.0 TDI	135	05/15→10/18					
2.0 TDI quattro	103	01/12→10/18					
2.0 TDI quattro	110	11/14→10/18					
2.0 TDI quattro	120	06/11→04/15					
2.0 TDI quattro	130	06/11→10/18					
2.0 TDI quattro	135	11/14→10/18					
2.0 TFSI	132	05/15→10/18					
2.0 TFSI quattro	125	06/11→04/15					
2.0 TFSI quattro	132	11/14→10/18					
2.0 TFSI quattro	147	09/14→10/18					
2.0 TFSI quattro	155	06/11→04/15					
2.0 TFSI quattro	162	11/14→10/18					
↓							



	kw			 	! #		
<b>AUDI - Q3 (8UB, 8UG) 06/11→12/18</b>							
<b>Führungsbolzen, Bremsattel</b>							
1.4 TFSI	92	07/16→10/18		+PR 1LJ / 1ZD	2	11.8171-0008.1	990049 ATE
2.0 TDI	88	03/15→10/18					
2.0 TDI	110	11/14→10/18					
2.0 TDI	135	05/15→10/18					
2.0 TDI quattro	110	11/14→10/18					
2.0 TDI quattro	135	11/14→10/18					
2.0 TFSI	132	05/15→10/18					
2.0 TFSI quattro	132	11/14→10/18					
2.0 TFSI quattro	162	11/14→10/18					
1.4 TSI	110	10/13→10/18	←	+PR 1LJ / 1ZD	2	11.8171-0008.1	990049 ATE
2.0 TDI	100	09/11→10/18					
2.0 TDI	103	09/11→10/18					
2.0 TDI	130	06/11→04/15					
2.0 TDI quattro	103	01/12→10/18					
2.0 TDI quattro	120	06/11→04/15					
2.0 TDI quattro	130	06/11→10/18					
2.0 TFSI quattro	125	06/11→04/15					
2.0 TFSI quattro	147	09/14→10/18					
2.0 TFSI quattro	155	06/11→04/15					
<b>Bremsschlauch</b>							
1.4 TFSI	92	07/16→10/18	←		2	24.5143-0578.3	331168 L= 578
2.0 TDI	88	03/15→10/18					
2.0 TDI	110	11/14→10/18					
2.0 TDI	135	05/15→10/18					
2.0 TDI quattro	110	11/14→10/18					
2.0 TDI quattro	135	11/14→10/18					
2.0 TFSI	132	05/15→10/18					
2.0 TFSI quattro	132	11/14→10/18					
2.0 TFSI quattro	162	11/14→10/18					
1.4 TSI	110	10/13→10/18	←		2	24.5143-0578.3	331168 L= 578
2.0 TDI	100	09/11→10/18					
2.0 TDI	103	09/11→10/18	→		2	24.5143-0257.3	331167 L= 257
2.0 TDI	130	06/11→04/15					
2.0 TDI quattro	103	01/12→10/18					
2.0 TDI quattro	120	06/11→04/15					
2.0 TDI quattro	130	06/11→10/18					
2.0 TFSI quattro	125	06/11→04/15					
2.0 TFSI quattro	147	09/14→10/18					
2.0 TFSI quattro	155	06/11→04/15					
<b>AUDI - Q3 (F3B) 07/18→</b>							
<b>Bremssattel</b>							
2.5 RS quattro	294	10/19→	→	☐; +PR 1KF		24.6242-7017.5	241185 ATE - Halter + eFSB
			→	☐; +PR 1KF		24.6242-7018.5	241186 ATE - Halter + eFSB
			→	☐; +PR 1KD		24.6242-7019.5	241187 ATE - Halter + eFSB
			→	☐; +PR 1KE		24.6242-7020.5	241188 ATE - Halter + eFSB
35 TDI	110	09/18→	←	☐; +PR 1LA / 1LB		24.3601-1727.5	240786 TRW - Halter
35 TDI quattro	110	09/18→					
35 TFSI	110	08/18→	←	☐; +PR 1LA / 1LB		24.3601-1728.5	240787 TRW - Halter
35 TFSI Mild Hybrid	110	11/19→					
40 TDI quattro	140	10/18→					
40 TFSI quattro	140	07/18→					
45 TFSI quattro	169	07/18→					
<b>AUDI - Q3 Sportback (F3N) 06/19→</b>							
<b>Bremssattel</b>							
2.5 RS quattro	294	10/19→	→	☐; +PR 1KF		24.6242-7017.5	241185 ATE - Halter + eFSB
			→	☐; +PR 1KF		24.6242-7018.5	241186 ATE - Halter + eFSB
			→	☐; +PR 1KD		24.6242-7019.5	241187 ATE - Halter + eFSB
			→	☐; +PR 1KE		24.6242-7020.5	241188 ATE - Halter + eFSB
35 TDI	110	07/19→	←	☐; +PR 1LA / 1LB		24.3601-1727.5	240786 TRW - Halter
35 TDI quattro	110	09/19→					
35 TFSI	110	09/19→	←	☐; +PR 1LA / 1LB		24.3601-1728.5	240787 TRW - Halter
35 TFSI Mild Hybrid	110	11/19→					
40 TDI quattro	140	07/19→					
40 TFSI quattro	140	11/19→					
45 TFSI quattro	169	06/19→					
<b>AUDI - Q5 (8RB) 11/08→12/17</b>							
<b>Bremssattel</b>							
2.0 TDI	100	11/10→05/17	←	☐; +PR 1LJ / 1ZB / 1ZT		24.3601-1729.5	240802 TRW - Halter
2.0 TDI	105	11/10→05/13					
2.0 TDI quattro	100	08/09→05/17	←	☐; → 06/11; +PR 1LA / 1LJ		24.3601-1729.5	240802 TRW - Halter
2.0 TDI quattro	105	08/09→05/13					

	kw			 	! #		
<b>AUDI - Q5 (8RB) 11/08→12/17</b>							
 <b>Bremssattel</b>							
2.0 TFSI Hybrid quattro 2.0 TFSI quattro	155 132	06/11→06/16 08/09→05/17	←	☐; 07/11→ 05/12; +PR 1LA / 1LJ		24.3601-1729.5 240802	TRW - Halter
			←	☐; → 06/11; +PR 1LA / 1LJ		24.3601-1730.5 240803	TRW - Halter
			←	☐; +PR 1LJ / 1ZB / 1ZT		24.3601-1730.5 240803	TRW - Halter
			←	☐; 07/11→ 05/12; +PR 1LA / 1LJ		24.3601-1730.5 240803	TRW - Halter
			→	☐; → 05/12; +PR 1KW		24.6243-1703.5 241229	TRW + EMot / - Halter + FSB
			→	☐; → 05/12; +PR 1KW		24.6243-1704.5 241230	TRW + EMot / - Halter + FSB
			→	☐; 06/12→; +PR 1KW / 2EK		24.6243-1707.7 220979	TRW + EMot / - Halter + FSB
			→	☐; 06/12→; +PR 1KW / 2EK		24.6243-1708.5 241234	TRW + EMot / - Halter + FSB
			→	☐; → 12/12; +PR 1KE / 2EL		24.6243-1717.5 240747	TRW + EMot / - Halter + FSB
			→	☐; → 12/12; +PR 1KE / 2EL		24.6243-1718.5 240748	TRW + EMot / - Halter + FSB
			→	☐; 01/13→; +PR 1KE / 2EL		24.6243-1721.5 240782	TRW + EMot / - Halter + FSB
			→	☐; 01/13→; +PR 1KE / 2EL		24.6243-1722.5 240783	TRW + EMot / - Halter + FSB
2.0 TDI 2.0 TDI 2.0 TDI quattro 2.0 TDI quattro 2.0 TFSI quattro 2.0 TFSI quattro 3.0 TDI quattro	110 140 110 140 162 169 190	05/13→05/17 09/15→05/17 05/13→05/17 11/13→05/17 05/13→05/17 08/15→05/17 11/13→05/17	←	☐; +PR 1LJ / 1ZB / 1ZT		24.3601-1729.5 240802	TRW - Halter
			←	☐; +PR 1LJ / 1ZB / 1ZT		24.3601-1730.5 240803	TRW - Halter
			→	☐; +PR 1KW / 2EK		24.6243-1707.7 220979	TRW + EMot / - Halter + FSB
			→	☐; +PR 1KW / 2EK		24.6243-1708.5 241234	TRW + EMot / - Halter + FSB
			→	☐; +PR 1KE / 2EL		24.6243-1721.5 240782	TRW + EMot / - Halter + FSB
			→	☐; +PR 1KE / 2EL		24.6243-1722.5 240783	TRW + EMot / - Halter + FSB
2.0 TDI quattro 3.0 TDI quattro	120 176	11/08→05/17 11/08→05/17	←	☐; 03/09→; +PR 1LJ / 1ZB / 1ZT		24.3601-1729.5 240802	TRW - Halter
			←	☐; 07/11→ 05/12; +PR 1LA / 1LJ		24.3601-1729.5 240802	TRW - Halter
			←	☐; 03/09→ 06/11; +PR 1LA / 1LJ		24.3601-1729.5 240802	TRW - Halter
			←	☐; 03/09→ 06/11; +PR 1LA / 1LJ		24.3601-1730.5 240803	TRW - Halter
			←	☐; 07/11→ 05/12; +PR 1LA / 1LJ		24.3601-1730.5 240803	TRW - Halter
			←	☐; 03/09→; +PR 1LJ / 1ZB / 1ZT		24.3601-1730.5 240803	TRW - Halter
			→	☐; 03/09→ 05/12; +PR 1KW		24.6243-1703.5 241229	TRW + EMot / - Halter + FSB
			→	☐; 03/09→ 05/12; +PR 1KW		24.6243-1704.5 241230	TRW + EMot / - Halter + FSB
			→	☐; 06/12→; +PR 1KW / 2EK		24.6243-1707.7 220979	TRW + EMot / - Halter + FSB
			→	☐; 06/12→; +PR 1KW / 2EK		24.6243-1708.5 241234	TRW + EMot / - Halter + FSB
			→	☐; 03/09→ 12/12; +PR 1KE / 2EL		24.6243-1717.5 240747	TRW + EMot / - Halter + FSB
			→	☐; 03/09→ 12/12; +PR 1KE / 2EL		24.6243-1718.5 240748	TRW + EMot / - Halter + FSB
			→	☐; 01/13→; +PR 1KE / 2EL		24.6243-1721.5 240782	TRW + EMot / - Halter + FSB
			→	☐; 01/13→; +PR 1KE / 2EL		24.6243-1722.5 240783	TRW + EMot / - Halter + FSB
2.0 TDI quattro 2.0 TFSI quattro 3.0 TDI quattro 3.2 FSI quattro	125 155 155 199	11/08→09/12 11/08→09/12 11/08→09/12 11/08→12/12	←	☐; 03/09→ 06/11; +PR 1LA / 1LJ		24.3601-1729.5 240802	TRW - Halter
			←	☐; 07/11→ 05/12; +PR 1LA / 1LJ		24.3601-1729.5 240802	TRW - Halter
			←	☐; 03/09→; +PR 1LJ / 1ZB / 1ZT		24.3601-1729.5 240802	TRW - Halter
			←	☐; 07/11→ 05/12; +PR 1LA / 1LJ		24.3601-1730.5 240803	TRW - Halter
			←	☐; 03/09→ 06/11; +PR 1LA / 1LJ		24.3601-1730.5 240803	TRW - Halter
			←	☐; 03/09→; +PR 1LJ / 1ZB / 1ZT		24.3601-1730.5 240803	TRW - Halter
			→	☐; 03/09→ 05/12; +PR 1KW		24.6243-1703.5 241229	TRW + EMot / - Halter + FSB
			→	☐; 03/09→ 05/12; +PR 1KW		24.6243-1704.5 241230	TRW + EMot / - Halter + FSB
			→	☐; 06/12→; +PR 1KW / 2EK		24.6243-1707.7 220979	TRW + EMot / - Halter + FSB
			→	☐; 06/12→; +PR 1KW / 2EK		24.6243-1708.5 241234	TRW + EMot / - Halter + FSB
			→	☐; 03/09→; +PR 1KE / 2EL		24.6243-1717.5 240747	TRW + EMot / - Halter + FSB
			→	☐; 03/09→; +PR 1KE / 2EL		24.6243-1718.5 240748	TRW + EMot / - Halter + FSB
2.0 TDI quattro 2.0 TFSI quattro 3.0 TDI quattro 3.0 TDI quattro 3.0 TFSI quattro	130 165 180 184 200	06/12→05/17 06/12→05/16 06/12→05/17 06/12→05/17 06/12→05/17	←	☐; 09/12→; +PR 1LJ / 1ZB / 1ZT		24.3601-1729.5 240802	TRW - Halter
			←	☐; 09/12→; +PR 1LJ / 1ZB / 1ZT		24.3601-1730.5 240803	TRW - Halter
			→	☐; 09/12→; +PR 1KW / 2EK		24.6243-1707.7 220979	TRW + EMot / - Halter + FSB
			→	☐; 09/12→; +PR 1KW / 2EK		24.6243-1708.5 241234	TRW + EMot / - Halter + FSB
			→	☐; 09/12→ 12/12; +PR 1KE / 2EL		24.6243-1717.5 240747	TRW + EMot / - Halter + FSB
			→	☐; 09/12→ 12/12; +PR 1KE / 2EL		24.6243-1718.5 240748	TRW + EMot / - Halter + FSB
			→	☐; 01/13→; +PR 1KE / 2EL		24.6243-1721.5 240782	TRW + EMot / - Halter + FSB
			→	☐; 01/13→; +PR 1KE / 2EL		24.6243-1722.5 240783	TRW + EMot / - Halter + FSB

↓



### AUDI - Q5 (8RB) 11/08→12/17

#### Feder, Bremssattel

SQ5 TDI quattro	230	12/12→11/15		+PR 1LV / 1ZK	2	11.8116-0018.2	390604	ATE
SQ5 TDI quattro	240	04/15→05/17						
SQ5 TDI quattro	250	11/15→05/17						
SQ5 TFSI quattro	260	05/13→05/17						

#### Führungshülzensatz, Bremssattel

SQ5 TDI quattro	230	12/12→11/15	←	+PR 1LV / 1ZK		11.0101-7001.2	260139	ATE
SQ5 TDI quattro	240	04/15→05/17						
SQ5 TDI quattro	250	11/15→05/17						
SQ5 TFSI quattro	260	05/13→05/17						

#### Führungsbolzen, Bremssattel

SQ5 TDI quattro	230	12/12→11/15		+PR 1LV / 1ZK		11.8171-0096.1	250155	ATE
SQ5 TDI quattro	240	04/15→05/17						
SQ5 TDI quattro	250	11/15→05/17						
SQ5 TFSI quattro	260	05/13→05/17						

#### Bremsschlauch

2.0 TDI	100	11/10→05/17	←		2	83.7713-0483.3	331229	L= 485
2.0 TDI	105	11/10→05/13						
2.0 TDI	110	05/13→05/17	→		2	24.5140-0396.3	331372	L= 396
2.0 TDI	140	09/15→05/17						
2.0 TDI quattro	100	08/09→05/17						
2.0 TDI quattro	105	08/09→05/13						
2.0 TDI quattro	110	05/13→05/17						
2.0 TDI quattro	140	11/13→05/17						
2.0 TFSI Hybrid quattro	155	06/11→06/16						
2.0 TFSI quattro	132	08/09→05/17						
2.0 TFSI quattro	162	05/13→05/17						
2.0 TFSI quattro	169	08/15→05/17						
3.0 TDI quattro	190	11/13→05/17						
SQ5 TDI quattro	230	12/12→11/15						
SQ5 TDI quattro	240	04/15→05/17						
SQ5 TDI quattro	250	11/15→05/17						
SQ5 TFSI quattro	260	05/13→05/17						
2.0 TDI quattro	120	11/08→05/17	←	03/09→	2	83.7713-0483.3	331229	L= 485
2.0 TDI quattro	125	11/08→09/12						
2.0 TFSI quattro	155	11/08→09/12	→	03/09→	2	24.5140-0396.3	331372	L= 396
3.0 TDI quattro	155	11/08→09/12						
3.0 TDI quattro	176	11/08→05/17						
3.2 FSI quattro	199	11/08→12/12						
2.0 TDI quattro	130	06/12→05/17	←	09/12→	2	83.7713-0483.3	331229	L= 485
2.0 TFSI quattro	165	06/12→05/16						
3.0 TDI quattro	180	06/12→05/17	→	09/12→	2	24.5140-0396.3	331372	L= 396
3.0 TDI quattro	184	06/12→05/17						
3.0 TFSI quattro	200	06/12→05/17						

### AUDI - Q7 (4LB) 03/06→01/16








#### Bremsschlauch








3.0 TDI quattro	150	05/10→08/15	←		2	24.5237-0515.3	331463	L= 515
3.0 TDI quattro	155	03/06→05/10						
3.0 TDI quattro	165	06/09→05/12	→		2	83.7812-0400.3	331214	L= 400
3.0 TDI quattro	171	03/06→05/08						
3.0 TDI quattro	176	11/07→08/15						
3.0 TDI quattro	180	05/11→08/15						
3.0 TFSI quattro	200	05/10→08/15						
3.0 TFSI quattro	206	05/11→08/15						
3.0 TFSI quattro	245	05/10→08/15						
3.6 FSI quattro	206	08/06→05/10						
4.2 FSI quattro	257	03/06→05/10						
4.2 TDI quattro	240	03/07→06/09						
4.2 TDI quattro	250	05/09→08/15						
6.0 TDI quattro	368	09/08→05/14						








### AUDI - TT (8J3) 07/06→01/15

#### Bremssattel








1.8 TFSI	118	06/08→06/14	←	☐; +PR 1LL		24.3541-9553.5	241025	ATE - Halter
2.0 TFSI	147	08/06→06/10	←	☐; +PR 1LJ		24.3541-9553.5	241025	ATE - Halter
2.0 TFSI	155	05/10→06/14	←	☐; +PR 1LL		24.3541-9554.5	241026	ATE - Halter
			←	☐; +PR 1LJ		24.3541-9554.5	241026	ATE - Halter
			→	☐; +PR 1KZ / 2ED		24.3387-1717.5	240872	TRW - Halter
			→	☐; +PR 1KZ / 2ED		24.3387-1718.5	240873	TRW - Halter
2.0 TDI quattro	125	06/08→06/14	←	☐; +PR 1LJ		24.3541-9553.5	241025	ATE - Halter
2.0 TFSI quattro	147	06/08→06/10	←	☐; +PR 1LL		24.3541-9553.5	241025	ATE - Halter
2.0 TTS quattro	195	05/08→06/14	←	☐; +PR 1LL		24.3541-9553.5	241025	ATE - Halter
3.2 V6 quattro	184	08/06→06/10	←	☐; +PR 1LJ		24.3541-9554.5	241026	ATE - Halter










	kW			 	! #		
<b>AUDI - TT (8J3) 07/06→01/15</b>							
<b>Bremssattel</b>							
2.0 TDI quattro	125	06/08→06/14	←	☐; +PR 1LL		24.3541-9554.5	241026 ATE - Halter
2.0 TFSI quattro	147	06/08→06/10	→	☐; +PR 1KJ		24.3414-1709.5	240834 TRW - Halter
2.0 TTS quattro	195	05/08→06/14	→	☐; +PR 1KJ		24.3414-1710.5	240835 TRW - Halter
3.2 V6 quattro	184	08/06→06/10	→	☐; +PR 2EA / 2EF		24.3417-1711.5	240766 TRW - Halter
			→	☐; +PR 2EA / 2EF		24.3417-1712.5	240767 TRW - Halter
2.0 TFSI quattro	155	05/10→06/14	←	☐; +PR 1LJ		24.3541-9553.5	241025 ATE - Halter
			←	☐; +PR 1LL		24.3541-9553.5	241025 ATE - Halter
			←	☐; +PR 1LJ		24.3541-9554.5	241026 ATE - Halter
			←	☐; +PR 1LL		24.3541-9554.5	241026 ATE - Halter
			→	☐; +PR 1KJ		24.3414-1709.5	240834 TRW - Halter
			→	☐; +PR 1KJ		24.3414-1710.5	240835 TRW - Halter
<b>Halter, Bremssattel</b>							
1.8 TFSI	118	06/08→06/14	←	+PR 1LJ		11.0230-0783.1	260133 ATE
2.0 TDI quattro	125	06/08→06/14					
2.0 TFSI	147	08/06→06/10					
2.0 TFSI	155	05/10→06/14					
2.0 TFSI quattro	147	06/08→06/10					
2.0 TFSI quattro	155	05/10→06/14					
2.0 TTS quattro	195	05/08→06/14					
3.2 V6 quattro	184	08/06→06/10					
<b>Feder, Bremssattel</b>							
1.8 TFSI	118	06/08→06/14		+PR 1LM	2	11.8116-0410.2	390589 ATE
2.0 TDI quattro	125	06/08→06/14		+PR 1LK	2	11.8116-0410.2	390589 ATE
2.0 TFSI quattro	147	06/08→06/10	←	+PR 1LJ	2	11.8116-0351.1	390538 ATE
2.0 TTS quattro	195	05/08→06/14	←	+PR 1LL	2	11.8116-0351.1	390538 ATE
2.0 TFSI	147	08/06→06/10		+PR 1LK / 1LM	2	11.8116-0410.2	390589 ATE
3.2 V6 quattro	184	08/06→06/10	←	+PR 1LM	2	11.8116-0410.2	390589 ATE
			←	+PR 1LJ	2	11.8116-0351.1	390538 ATE
			←	+PR 1LL	2	11.8116-0351.1	390538 ATE
2.0 TFSI	155	05/10→06/14		+PR 1LM	2	11.8116-0410.2	390589 ATE
2.0 TFSI quattro	155	05/10→06/14	←	+PR 1LL	2	11.8116-0351.1	390538 ATE
			←	+PR 1LJ	2	11.8116-0351.1	390538 ATE
2.0 TTS quattro	200	05/08→06/14		+PR 1LN	2	11.8116-0006.2	390601 ATE
<b>Führungshülzensatz, Bremssattel</b>							
1.8 TFSI	118	06/08→06/14	←	+PR 1LL		11.0101-5409.2	260035 ATE
2.0 TDI quattro	125	06/08→06/14	←	+PR 1LM		11.0101-5409.2	260035 ATE
2.0 TFSI quattro	147	06/08→06/10	←	+PR 1LJ		11.0101-5409.2	260035 ATE
2.0 TTS quattro	195	05/08→06/14	←	+PR 1LK		11.0101-5409.2	260035 ATE
2.0 TFSI	147	08/06→06/10	←	+PR 1LL		11.0101-5409.2	260035 ATE
3.2 V6 quattro	184	08/06→06/10	←	+PR 1LM		11.0101-5409.2	260035 ATE
			←	+PR 1LK / 1LM		11.0101-5409.2	260035 ATE
			←	+PR 1LJ		11.0101-5409.2	260035 ATE
2.0 TFSI	155	05/10→06/14	←	+PR 1LM		11.0101-5409.2	260035 ATE
2.0 TFSI quattro	155	05/10→06/14	←	+PR 1LL		11.0101-5409.2	260035 ATE
			←	+PR 1LJ		11.0101-5409.2	260035 ATE
2.0 TTS quattro	200	05/08→06/14	←	+PR 1LN		11.0101-5409.2	260035 ATE
<b>Führungsbolzen, Bremssattel</b>							
1.8 TFSI	118	06/08→06/14		+PR 1LJ	2	11.8171-0008.1	990049 ATE
2.0 TDI quattro	125	06/08→06/14		+PR 1LK	2	11.8171-0008.1	990049 ATE
2.0 TFSI quattro	147	06/08→06/10		+PR 1LL	2	11.8171-0008.1	990049 ATE
2.0 TTS quattro	195	05/08→06/14		+PR 1LM	2	11.8171-0008.1	990049 ATE
2.0 TFSI	147	08/06→06/10		+PR 1LM	2	11.8171-0008.1	990049 ATE
3.2 V6 quattro	184	08/06→06/10		+PR 1LJ	2	11.8171-0008.1	990049 ATE
				+PR 1LL	2	11.8171-0008.1	990049 ATE
				+PR 1LK / 1LM	2	11.8171-0008.1	990049 ATE
2.0 TFSI	155	05/10→06/14		+PR 1LJ	2	11.8171-0008.1	990049 ATE
↓							

	kw					! #		
<b>AUDI - TT (8J3) 07/06→01/15</b>								
<b>Führungsbolzen, Bremssattel</b>								
2.0 TFSI quattro	155	05/10→06/14		+PR 1LM		2	11.8171-0008.1 990049	ATE
				+PR 1LL		2	11.8171-0008.1 990049	ATE
2.0 TTS quattro	200	05/08→06/14		+PR 1LN		2	11.8171-0008.1 990049	ATE
<b>Zubehörsatz, Bremssattel</b>								
1.8 TFSI	118	06/08→06/14	➡	+PR 1KZ / 2ED			24.0101-3803.2 260101	TRW
2.0 TFSI	147	08/06→06/10						
2.0 TFSI	155	05/10→06/14						
<b>Bremsschlauch</b>								
1.8 TFSI	118	06/08→06/14	←	+PR 1LJ / 1LL		2	83.7847-0620.3 331110	L= 620
2.0 TDI quattro	125	06/08→06/14						
2.0 TFSI	147	08/06→06/10	←	+PR 1LK / 1LM		2	83.7849-0554.3 331112	L= 554
2.0 TFSI	155	05/10→06/14						
2.0 TFSI quattro	147	06/08→06/10	➡			2	83.7849-0250.3 331111	L= 250
2.0 TFSI quattro	155	05/10→06/14						
2.0 TTS quattro	195	05/08→06/14						
2.0 TTS quattro	200	05/08→06/14						
3.2 V6 quattro	184	08/06→06/10						
2.5 RS quattro	250	07/09→06/14	➡			2	83.7849-0250.3 331111	L= 250
2.5 RS quattro	265	05/11→06/14						
<b>AUDI - TT (8N3) 10/98→12/06</b>								
<b>Bremssattel</b>								
1.8 T	110	09/02→06/06	←	☐; +PR 1LD / 1LT / 1LV			11.9541-9595.2 220501	ATE - Halter
1.8 T	120	09/05→06/06						
1.8 T	132	10/98→06/06	←	☐; +PR 1LD / 1LT / 1LV			11.9541-9596.2 220502	ATE - Halter
1.8 T	140	09/05→06/06	➡	☐; → 8N-Y-011100; +PR 1KK			24.3384-1723.5 240842	TRW - Halter
			➡	☐; → 8N-Y-011100; +PR 1KK			24.3384-1724.5 240843	TRW - Halter
			➡	☐; 8N-Y-011101→; +PR 1KK / 2EK			24.3384-1729.5 240816	TRW - Halter
			➡	☐; 8N-Y-011101→; +PR 1KK / 2EK			24.3384-1730.5 240817	TRW - Halter
1.8 T quattro	132	10/98→06/06	←	☐; +PR 1LD / 1LT / 1LV			11.9541-9595.2 220501	ATE - Halter
1.8 T quattro	140	09/05→06/06						
1.8 T quattro	165	10/98→06/06	←	☐; +PR 1LD / 1LT / 1LV			11.9541-9596.2 220502	ATE - Halter
1.8 T quattro	180	03/05→06/06	➡	☐; +PR 1KF			24.3384-1745.5 240848	TRW - Halter
			➡	☐; +PR 1KF			24.3384-1746.5 240849	TRW - Halter
			➡	☐; +PR 1KE			24.3414-1705.5 240832	TRW - Halter
			➡	☐; +PR 1KE			24.3414-1706.5 240833	TRW - Halter
3.2 VR6 quattro	184	07/03→06/06	←	☐			24.3421-9915.5 240641	ATE - Halter
			←	☐			24.3421-9916.5 240642	ATE - Halter
			➡	☐; +PR 1KF			24.3384-1745.5 240848	TRW - Halter
			➡	☐; +PR 1KF			24.3384-1746.5 240849	TRW - Halter
			➡	☐; +PR 1KE			24.3414-1705.5 240832	TRW - Halter
			➡	☐; +PR 1KE			24.3414-1706.5 240833	TRW - Halter
<b>Halter, Bremssattel</b>								
1.8 T	110	09/02→06/06	←	+PR 1LD / 1LT / 1LV		2	11.0230-0451.1 260130	ATE
1.8 T	120	09/05→06/06						
1.8 T	132	10/98→06/06						
1.8 T	140	09/05→06/06						
1.8 T quattro	132	10/98→06/06						
1.8 T quattro	140	09/05→06/06						
1.8 T quattro	165	10/98→06/06						
1.8 T quattro	180	03/05→06/06						
<b>Feder, Bremssattel</b>								
1.8 T	110	09/02→06/06	←	+PR 1LD / 1LT / 1LV		2	11.8116-0143.1 390513	ATE
1.8 T	120	09/05→06/06						
1.8 T	132	10/98→06/06						
1.8 T	140	09/05→06/06						
1.8 T quattro	132	10/98→06/06						
1.8 T quattro	140	09/05→06/06						
1.8 T quattro	165	10/98→06/06						
1.8 T quattro	180	03/05→06/06						
3.2 VR6 quattro	184	07/03→06/06	←			2	11.8116-0260.1 390597	ATE
<b>Führungshülzensatz, Bremssattel</b>								
1.8 T	110	09/02→06/06	←	+PR 1LD / 1LT / 1LV			11.0101-5409.2 260035	ATE
1.8 T	120	09/05→06/06						
1.8 T	132	10/98→06/06						
↓								











	kW			 	! #		
<b>AUDI - TT (8N3) 10/98→12/06</b>							
<b>Führungshülzensatz, Bremsattel</b>							
1.8 T	140	09/05→06/06	←	+PR 1LD / 1LT / 1LV		11.0101-5409.2	260035 ATE
1.8 T quattro	132	10/98→06/06					
1.8 T quattro	140	09/05→06/06					
1.8 T quattro	165	10/98→06/06					
1.8 T quattro	180	03/05→06/06					
<b>Führungsbolzen, Bremsattel</b>							
1.8 T	110	09/02→06/06		+PR 1LD / 1LT / 1LV	2	11.8171-0008.1	990049 ATE
1.8 T	120	09/05→06/06					
1.8 T	132	10/98→06/06					
1.8 T	140	09/05→06/06					
1.8 T quattro	132	10/98→06/06					
1.8 T quattro	140	09/05→06/06					
1.8 T quattro	165	10/98→06/06					
1.8 T quattro	180	03/05→06/06					
3.2 VR6 quattro	184	07/03→06/06			2	11.8171-0008.1	990049 ATE
<b>Bremsschlauch</b>							
1.8 T	110	09/02→06/06	←		2	83.6252-0560.3	330557 L= 560
1.8 T	120	09/05→06/06	→	☐ / am Bremsattel		24.1253-0010.3	331066 L= 233 mit Rohrleitung
1.8 T	132	10/98→06/06	→				
1.8 T	140	09/05→06/06	→	☐ / am Bremsattel		24.1253-0020.3	331067 L= 233 mit Rohrleitung
			→		2	83.7858-0140.3	330837 L= 140
1.8 T quattro	132	10/98→06/06	←		2	83.6252-0560.3	330557 L= 560
1.8 T quattro	140	09/05→06/06	→				
1.8 T quattro	165	10/98→06/06	→		2	83.7858-0140.3	330837 L= 140
1.8 T quattro	180	03/05→06/06	→				
3.2 VR6 quattro	184	07/03→06/06	←		2	83.7769-0561.3	331105 L= 560
			→		2	83.7858-0140.3	330837 L= 140
<b>AUDI - TT (FV3, FVP) 07/14→</b>							
<b>Bremssattel</b>							
1.8 TFSI	132	07/15→08/18	→	☐; +PR 2ED		24.6238-7007.5	241183 ATE - Halter + eFSB
2.0 TDI	135	07/14→				24.6238-7025.5	241243 ATE - Halter + eFSB
2.0 TDI quattro	135	01/17→					
2.0 TFSI	169	07/14→	→	☐; +PR 2ED		24.6238-7008.5	241184 ATE - Halter + eFSB
2.0 TFSI quattro	169	07/14→				24.6238-7026.5	241244 ATE - Halter + eFSB
2.0 TTS quattro	210	02/15→					
2.0 TTS quattro	215	07/15→	→	☐; +PR 1KZ		24.6238-7023.5	241241 ATE - Halter + eFSB
2.0 TTS quattro	225	08/18→				24.6238-7047.5	241181 ATE - Halter + eFSB
2.0 TTS quattro	228	11/14→					
40 TFSI	145	07/18→	→	☐; +PR 1KZ		24.6238-7024.5	241242 ATE - Halter + eFSB
45 TFSI	180	07/18→				24.6238-7048.5	241182 ATE - Halter + eFSB
45 TFSI quattro	180	07/18→	→	☐; +PR 2EK		24.6242-7017.5	241185 ATE - Halter + eFSB
			→	☐; +PR 2EK		24.6242-7018.5	241186 ATE - Halter + eFSB
			→	☐; +PR 2EG		24.6242-7019.5	241187 ATE - Halter + eFSB
			→	☐; +PR 2EG		24.6242-7020.5	241188 ATE - Halter + eFSB
2.5 RS quattro	294	10/16→	→	☐; +PR 1KX		24.6242-7017.5	241185 ATE - Halter + eFSB
			→	☐; +PR 1KX		24.6242-7018.5	241186 ATE - Halter + eFSB
			→	☐; +PR 2EE		24.6242-7019.5	241187 ATE - Halter + eFSB
			→	☐; +PR 2EE		24.6242-7020.5	241188 ATE - Halter + eFSB
<b>AUDI - TT Roadster (8J9) 03/07→06/14</b>							
<b>Bremssattel</b>							
1.8 TFSI	118	06/08→06/14	←	☐; +PR 1LL		24.3541-9553.5	241025 ATE - Halter
2.0 TFSI	147	03/07→06/10	←	☐; +PR 1LJ		24.3541-9553.5	241025 ATE - Halter
2.0 TFSI	155	05/10→06/14	←	☐; +PR 1LL		24.3541-9554.5	241026 ATE - Halter
			←	☐; +PR 1LJ		24.3541-9554.5	241026 ATE - Halter
			→	☐; +PR 1KZ / 2ED		24.3387-1717.5	240872 TRW - Halter
			→	☐; +PR 1KZ / 2ED		24.3387-1718.5	240873 TRW - Halter
2.0 TDI quattro	125	06/08→06/14	←	☐; +PR 1LJ		24.3541-9553.5	241025 ATE - Halter
2.0 TFSI quattro	147	06/08→06/10	←	☐; +PR 1LL		24.3541-9553.5	241025 ATE - Halter
2.0 TTS quattro	195	05/08→06/14	←	☐; +PR 1LJ		24.3541-9554.5	241026 ATE - Halter
3.2 V6 quattro	184	03/07→06/10	←	☐; +PR 1LL		24.3541-9554.5	241026 ATE - Halter
			→	☐; +PR 1KJ		24.3414-1709.5	240834 TRW - Halter
			→	☐; +PR 1KJ		24.3414-1710.5	240835 TRW - Halter


















	kw			 	! #		
<b>AUDI - TT Roadster (8J9) 03/07→06/14</b>							
<b>Bremssattel</b>							
2.0 TDI quattro	125	06/08→06/14	➔	☐; +PR 2EA / 2EF		24.3417-1711.5 240766	TRW - Halter
2.0 TFSI quattro	147	06/08→06/10	➔	☐; +PR 2EA / 2EF		24.3417-1712.5 240767	TRW - Halter
2.0 TTS quattro	195	05/08→06/14	➔	☐; +PR 2EA / 2EF			
3.2 V6 quattro	184	03/07→06/10	➔	☐; +PR 2EA / 2EF			
2.0 TFSI quattro	155	05/10→06/14	➔	☐; +PR 1LJ		24.3541-9553.5 241025	ATE - Halter
			➔	☐; +PR 1LL		24.3541-9553.5 241025	ATE - Halter
			➔	☐; +PR 1LJ		24.3541-9554.5 241026	ATE - Halter
			➔	☐; +PR 1LL		24.3541-9554.5 241026	ATE - Halter
			➔	☐; +PR 1KJ		24.3414-1709.5 240834	TRW - Halter
			➔	☐; +PR 1KJ		24.3414-1710.5 240835	TRW - Halter
2.5 RS quattro	250	07/09→06/14	➔	☐; +PR 2EF		24.3417-1711.5 240766	TRW - Halter
			➔	☐; +PR 2EF		24.3417-1712.5 240767	TRW - Halter
<b>Halter, Bremssattel</b>							
1.8 TFSI	118	06/08→06/14	➔	+PR 1LJ		11.0230-0783.1 260133	ATE
2.0 TDI quattro	125	06/08→06/14	➔				
2.0 TFSI	147	03/07→06/10	➔				
2.0 TFSI	155	05/10→06/14	➔				
2.0 TFSI quattro	147	06/08→06/10	➔				
2.0 TFSI quattro	155	05/10→06/14	➔				
2.0 TTS quattro	195	05/08→06/14	➔				
3.2 V6 quattro	184	03/07→06/10	➔				
<b>Feder, Bremssattel</b>							
1.8 TFSI	118	06/08→06/14		+PR 1LM	2	11.8116-0410.2 390589	ATE
2.0 TDI quattro	125	06/08→06/14		+PR 1LK	2	11.8116-0410.2 390589	ATE
2.0 TFSI quattro	147	06/08→06/10	➔	+PR 1LJ	2	11.8116-0351.1 390538	ATE
2.0 TTS quattro	195	05/08→06/14	➔	+PR 1LL	2	11.8116-0351.1 390538	ATE
2.0 TFSI	147	03/07→06/10		+PR 1LK / 1LM	2	11.8116-0410.2 390589	ATE
				+PR 1LM	2	11.8116-0410.2 390589	ATE
			➔	+PR 1LJ	2	11.8116-0351.1 390538	ATE
			➔	+PR 1LL	2	11.8116-0351.1 390538	ATE
2.0 TFSI	155	05/10→06/14		+PR 1LM	2	11.8116-0410.2 390589	ATE
2.0 TFSI quattro	155	05/10→06/14	➔	+PR 1LL	2	11.8116-0351.1 390538	ATE
			➔	+PR 1LJ	2	11.8116-0351.1 390538	ATE
2.0 TTS quattro	200	05/08→06/14		+PR 1LN	2	11.8116-0006.2 390601	ATE
				+PR 1LM	2	11.8116-0410.2 390589	ATE
3.2 V6 quattro	184	03/07→06/10		+PR 1LK / 1LM	2	11.8116-0410.2 390589	ATE
			➔	+PR 1LL	2	11.8116-0351.1 390538	ATE
			➔	+PR 1LJ	2	11.8116-0351.1 390538	ATE
<b>Führungshülzensatz, Bremssattel</b>							
1.8 TFSI	118	06/08→06/14	➔	+PR 1LL		11.0101-5409.2 260035	ATE
2.0 TDI quattro	125	06/08→06/14	➔	+PR 1LM		11.0101-5409.2 260035	ATE
2.0 TFSI quattro	147	06/08→06/10	➔	+PR 1LJ		11.0101-5409.2 260035	ATE
2.0 TTS quattro	195	05/08→06/14	➔	+PR 1LK		11.0101-5409.2 260035	ATE
2.0 TFSI	147	03/07→06/10	➔	+PR 1LL		11.0101-5409.2 260035	ATE
			➔	+PR 1LM		11.0101-5409.2 260035	ATE
			➔	+PR 1LK / 1LM		11.0101-5409.2 260035	ATE
			➔	+PR 1LJ		11.0101-5409.2 260035	ATE
2.0 TFSI	155	05/10→06/14	➔	+PR 1LM		11.0101-5409.2 260035	ATE
2.0 TFSI quattro	155	05/10→06/14	➔	+PR 1LL		11.0101-5409.2 260035	ATE
			➔	+PR 1LJ		11.0101-5409.2 260035	ATE
2.0 TTS quattro	200	05/08→06/14	➔	+PR 1LM		11.0101-5409.2 260035	ATE
			➔	+PR 1LN		11.0101-5409.2 260035	ATE
3.2 V6 quattro	184	03/07→06/10	➔	+PR 1LL		11.0101-5409.2 260035	ATE
			➔	+PR 1LJ		11.0101-5409.2 260035	ATE
			➔	+PR 1LK / 1LM		11.0101-5409.2 260035	ATE
↓							










	kw			 	! #		
<b>AUDI - TT Roadster (8J9) 03/07→06/14</b>							
<b>Führungsbolzen, Bremssattel</b>							
1.8 TFSI	118	06/08→06/14		+PR 1LJ	2	11.8171-0008.1 990049	ATE
2.0 TDI quattro	125	06/08→06/14		+PR 1LK	2	11.8171-0008.1 990049	ATE
2.0 TFSI quattro	147	06/08→06/10		+PR 1LL	2	11.8171-0008.1 990049	ATE
2.0 TTS quattro	195	05/08→06/14		+PR 1LM	2	11.8171-0008.1 990049	ATE
2.0 TFSI	147	03/07→06/10		+PR 1LM	2	11.8171-0008.1 990049	ATE
				+PR 1LJ	2	11.8171-0008.1 990049	ATE
				+PR 1LL	2	11.8171-0008.1 990049	ATE
				+PR 1LK / 1LM	2	11.8171-0008.1 990049	ATE
2.0 TFSI 2.0 TFSI quattro	155	05/10→06/14		+PR 1LJ	2	11.8171-0008.1 990049	ATE
	155	05/10→06/14		+PR 1LM	2	11.8171-0008.1 990049	ATE
				+PR 1LL	2	11.8171-0008.1 990049	ATE
2.0 TTS quattro	200	05/08→06/14		+PR 1LM	2	11.8171-0008.1 990049	ATE
				+PR 1LN	2	11.8171-0008.1 990049	ATE
3.2 V6 quattro	184	03/07→06/10		+PR 1LJ	2	11.8171-0008.1 990049	ATE
				+PR 1LK / 1LM	2	11.8171-0008.1 990049	ATE
				+PR 1LL	2	11.8171-0008.1 990049	ATE
<b>Zubehörsatz, Bremssattel</b>							
1.8 TFSI	118	06/08→06/14	➡	+PR 1KZ / 2ED		24.0101-3803.2 260101	TRW
2.0 TFSI	147	03/07→06/10					
2.0 TFSI	155	05/10→06/14					
<b> Bremsschlauch</b>							
1.8 TFSI	118	06/08→06/14	←	+PR 1LJ / 1LL	2	83.7847-0620.3 331110	L= 620
2.0 TDI quattro	125	06/08→06/14					
2.0 TFSI	147	03/07→06/10	←	+PR 1LK / 1LM	2	83.7849-0554.3 331112	L= 554
2.0 TFSI	155	05/10→06/14	➡		2	83.7849-0250.3 331111	L= 250
2.0 TFSI quattro	147	06/08→06/10					
2.0 TFSI quattro	155	05/10→06/14					
2.0 TTS quattro	195	05/08→06/14					
2.0 TTS quattro	200	05/08→06/14					
3.2 V6 quattro	184	03/07→06/10					
2.5 RS quattro	250	07/09→06/14	➡		2	83.7849-0250.3 331111	L= 250
2.5 RS quattro	265	03/12→06/14					
<b>AUDI - TT Roadster (8N9) 10/99→12/06</b>							
<b> Bremssattel</b>							
1.8 T	110	01/01→06/06	←	☐; +PR 1LD / 1LT / 1LV		11.9541-9595.2 220501	ATE - Halter
1.8 T	120	09/05→06/06	←	☐; +PR 1LD / 1LT / 1LV		11.9541-9596.2 220502	ATE - Halter
1.8 T	132	10/99→06/06	←	☐; +PR 1LD / 1LT / 1LV		11.9541-9596.2 220502	ATE - Halter
1.8 T	140	09/05→06/06	➡	☐; → 8N-Y-011100; +PR 1KK		24.3384-1723.5 240842	TRW - Halter
			➡	☐; → 8N-Y-011100; +PR 1KK		24.3384-1724.5 240843	TRW - Halter
			➡	☐; 8N-Y-011101→; +PR 1KK / 2EK		24.3384-1729.5 240816	TRW - Halter
			➡	☐; 8N-Y-011101→; +PR 1KK / 2EK		24.3384-1730.5 240817	TRW - Halter
1.8 T quattro	132	02/00→06/06	←	☐; +PR 1LD / 1LT / 1LV		11.9541-9595.2 220501	ATE - Halter
1.8 T quattro	140	09/05→06/06	←	☐; +PR 1LD / 1LT / 1LV		11.9541-9596.2 220502	ATE - Halter
1.8 T quattro	165	10/99→06/06	➡	☐; +PR 1KE		24.3384-1745.5 240848	TRW - Halter
			➡	☐; +PR 1KE		24.3414-1705.5 240832	TRW - Halter
			➡	☐; +PR 1KE		24.3384-1746.5 240849	TRW - Halter
			➡	☐; +PR 1KE		24.3414-1706.5 240833	TRW - Halter
3.2 VR6 quattro	184	07/03→06/06	←	☐		24.3421-9915.5 240641	ATE - Halter
			←	☐		24.3421-9916.5 240642	ATE - Halter
			➡	☐; +PR 1KE		24.3384-1745.5 240848	TRW - Halter
			➡	☐; +PR 1KE		24.3414-1705.5 240832	TRW - Halter
			➡	☐; +PR 1KE		24.3384-1746.5 240849	TRW - Halter
			➡	☐; +PR 1KE		24.3414-1706.5 240833	TRW - Halter
<b>Halter, Bremssattel</b>							
1.8 T	110	01/01→06/06	←	+PR 1LD / 1LT / 1LV	2	11.0230-0451.1 260130	ATE
1.8 T	120	09/05→06/06					
1.8 T	132	10/99→06/06					
1.8 T	140	09/05→06/06					
1.8 T quattro	132	02/00→06/06					
1.8 T quattro	140	09/05→06/06					
1.8 T quattro	165	10/99→06/06					
↓							


















	kW			 	! #		
<b>AUDI - TT Roadster (8N9) 10/99→12/06</b>							
<b>Feder, Bremssattel</b>							
1.8 T	110	01/01→06/06	←	+PR 1LD / 1LT / 1LV	2	11.8116-0143.1	390513 ATE
1.8 T	120	09/05→06/06					
1.8 T	132	10/99→06/06					
1.8 T	140	09/05→06/06					
1.8 T quattro	132	02/00→06/06					
1.8 T quattro	140	09/05→06/06					
1.8 T quattro	165	10/99→06/06					
3.2 VR6 quattro	184	07/03→06/06	←		2	11.8116-0260.1	390597 ATE
<b>Führungshülzensatz, Bremssattel</b>							
1.8 T	110	01/01→06/06	←	+PR 1LD / 1LT / 1LV		11.0101-5409.2	260035 ATE
1.8 T	120	09/05→06/06					
1.8 T	132	10/99→06/06					
1.8 T	140	09/05→06/06					
1.8 T quattro	132	02/00→06/06					
1.8 T quattro	140	09/05→06/06					
1.8 T quattro	165	10/99→06/06					
<b>Führungsbolzen, Bremssattel</b>							
1.8 T	110	01/01→06/06		+PR 1LD / 1LT / 1LV	2	11.8171-0008.1	990049 ATE
1.8 T	120	09/05→06/06					
1.8 T	132	10/99→06/06					
1.8 T	140	09/05→06/06					
1.8 T quattro	132	02/00→06/06					
1.8 T quattro	140	09/05→06/06					
1.8 T quattro	165	10/99→06/06					
3.2 VR6 quattro	184	07/03→06/06			2	11.8171-0008.1	990049 ATE
<b> Bremsschlauch</b>							
1.8 T	110	01/01→06/06	←		2	83.6252-0560.3	330557 L= 560
1.8 T	120	09/05→06/06	→	☐ / am Bremssattel		24.1253-0010.3	331066 L= 233 mit Rohrleitung
1.8 T	132	10/99→06/06	→			24.1253-0020.3	331067 L= 233 mit Rohrleitung
1.8 T	140	09/05→06/06	→	☐ / am Bremssattel		24.1253-0020.3	331067 L= 233 mit Rohrleitung
			→		2	83.7858-0140.3	330837 L= 140
1.8 T quattro	132	02/00→06/06	←		2	83.6252-0560.3	330557 L= 560
1.8 T quattro	140	09/05→06/06	→		2	83.7858-0140.3	330837 L= 140
1.8 T quattro	165	10/99→06/06	→		2	83.7858-0140.3	330837 L= 140
3.2 VR6 quattro	184	07/03→06/06	←		2	83.7769-0561.3	331105 L= 560
			→		2	83.7858-0140.3	330837 L= 140
<b>AUDI - TT Roadster (FV9, FVR) 11/14→</b>							
<b> Bremssattel</b>							
1.8 TFSI	132	07/15→08/18	→	☐; +PR 2ED		24.6238-7007.5	241183 ATE - Halter + eFSB
2.0 TDI	135	11/14→				24.6238-7025.5	241243 ATE - Halter + eFSB
2.0 TDI quattro	135	01/17→				24.6238-7008.5	241184 ATE - Halter + eFSB
2.0 TFSI	169	11/14→	→	☐; +PR 2ED		24.6238-7026.5	241244 ATE - Halter + eFSB
2.0 TFSI quattro	169	11/14→				24.6238-7023.5	241241 ATE - Halter + eFSB
2.0 TTS quattro	210	02/15→	→	☐; +PR 1KZ		24.6238-7047.5	241181 ATE - Halter + eFSB
2.0 TTS quattro	225	08/18→				24.6238-7024.5	241242 ATE - Halter + eFSB
2.0 TTS quattro	228	11/14→				24.6238-7048.5	241182 ATE - Halter + eFSB
40 TFSI	145	07/18→	→	☐; +PR 1KZ		24.6242-7017.5	241185 ATE - Halter + eFSB
45 TFSI	180	07/18→				24.6242-7018.5	241186 ATE - Halter + eFSB
45 TFSI quattro	180	07/18→	→	☐; +PR 2EK		24.6242-7019.5	241187 ATE - Halter + eFSB
			→	☐; +PR 2EK		24.6242-7020.5	241188 ATE - Halter + eFSB
			→	☐; +PR 2EG		24.6242-7019.5	241187 ATE - Halter + eFSB
			→	☐; +PR 2EG		24.6242-7020.5	241188 ATE - Halter + eFSB
2.5 RS quattro	294	10/16→	→	☐; +PR 1KX		24.6242-7017.5	241185 ATE - Halter + eFSB
			→	☐; +PR 1KX		24.6242-7018.5	241186 ATE - Halter + eFSB
			→	☐; +PR 2EE		24.6242-7019.5	241187 ATE - Halter + eFSB
			→	☐; +PR 2EE		24.6242-7020.5	241188 ATE - Halter + eFSB
<b>BMW - 1 (E81) 09/06→09/12</b>							
<b> Bremssattel</b>							
116 d	66	01/11→12/11	←	☐; - Performance Parts		24.3541-1835.5	240922 TRW - Halter
116 i	85	09/07→12/11	←	☐; - Performance Parts		24.3541-1836.5	240923 TRW - Halter
118 i	95	09/06→02/08	→	☐; - Performance Parts		24.3401-1707.5	240912 TRW - Halter
118 i	100	09/06→12/11	→	☐; - Performance Parts		24.3401-1708.5	240913 TRW - Halter
116 d	85	11/08→12/11	←	☐; 03/09→ 05/11; - Performance Parts		24.3541-1835.5	240922 TRW - Halter
↓							

	kw			 	! #		
<b>BMW - 1 (E81) 09/06→09/12</b>							
 <b>Bremssattel</b>							
116 d	85	11/08→12/11	←	☐; 03/09→ 05/11; - Performance Parts	24.3541-1836.5	240923	TRW - Halter
			→	☐; 03/09→ 05/11; - Performance Parts	24.3401-1707.5	240912	TRW - Halter
			→	☐; 03/09→ 05/11; - Performance Parts	24.3401-1708.5	240913	TRW - Halter
116 i	90	03/07→12/11	←	☐; 09/07→ 12/08; - Performance Parts	24.3541-1835.5	240922	TRW - Halter
			←	☐; 09/07→ 12/08; - Performance Parts	24.3541-1836.5	240923	TRW - Halter
			→	☐; 09/07→ 12/08; - Performance Parts	24.3401-1707.5	240912	TRW - Halter
116 i	90	11/08→12/11	→	☐; 09/07→ 12/08; - Performance Parts	24.3401-1708.5	240913	TRW - Halter
			←	☐; 01/09→ 05/11; - Performance Parts	24.3541-1835.5	240922	TRW - Halter
			←	☐; 01/09→ 05/11; - Performance Parts	24.3541-1836.5	240923	TRW - Halter
118 d 118 d	100 105	09/06→12/11 09/06→12/11	→	☐; 01/09→ 05/11; - Performance Parts	24.3401-1707.5	240912	TRW - Halter
			→	☐; 01/09→ 05/11; - Performance Parts	24.3401-1708.5	240913	TRW - Halter
			←	☐; 04/07→ 05/11; - Performance Parts	24.3541-1835.5	240922	TRW - Halter
118 i	105	09/06→12/11	←	☐; 04/07→ 05/11; - Performance Parts	24.3541-1836.5	240923	TRW - Halter
			→	☐; 04/07→ 05/11; - Performance Parts	24.3401-9933.5	240727	ATE - Halter
			→	☐; 04/07→ 05/11; - Performance Parts	24.3401-9934.5	240728	ATE - Halter
120 d	120	03/07→12/11	←	☐; 04/07→ 05/11; - Performance Parts	24.3541-1835.5	240922	TRW - Halter
			←	☐; 04/07→ 05/11; - Performance Parts	24.3541-1836.5	240923	TRW - Halter
			→	☐; 04/07→ 05/11; - Performance Parts	24.3401-1707.5	240912	TRW - Halter
			→	☐; 04/07→ 05/11; - Performance Parts	24.3401-1708.5	240913	TRW - Halter
			→	☐; Türenanzahl: 3; - Performance Parts	24.3541-9521.5	240723	ATE - Halter
			→	☐; Türenanzahl: 3; - Performance Parts	24.3541-9522.5	240724	ATE - Halter
120 d 120 d	130 145	03/07→12/11 03/07→12/11	←	☐; Türenanzahl: 5; - Performance Parts	24.3541-9575.5	240681	ATE - Halter
			←	☐; Türenanzahl: 5; - Performance Parts	24.3541-9576.5	240682	ATE - Halter
			→	☐; - Performance Parts	24.3401-9933.5	240727	ATE - Halter
			→	☐; - Performance Parts	24.3401-9934.5	240728	ATE - Halter
			→	☐; → 05/11; - Performance Parts	24.3541-9521.5	240723	ATE - Halter
			→	☐; → 05/11; - Performance Parts	24.3541-9522.5	240724	ATE - Halter
120 i	115	03/07→12/11	→	☐; → 05/11; - Performance Parts	24.3401-9933.5	240727	ATE - Halter
			→	☐; → 05/11; - Performance Parts	24.3401-9934.5	240728	ATE - Halter
			→	☐; → 05/11; - Performance Parts	24.3421-9911.5	240948	ATE - Halter
			→	☐; → 05/11; - Performance Parts	24.3421-9912.5	240949	ATE - Halter
			←	☐; → 03/07; Türenanzahl: 5; - Performance Parts	24.3541-1835.5	240922	TRW - Halter
			←	☐; → 03/07; Türenanzahl: 5; - Performance Parts	24.3541-1836.5	240923	TRW - Halter
120 i 120 i	120 125	03/07→12/11 03/07→09/12	←	☐; → 03/07; Türenanzahl: 3; - Performance Parts	24.3541-9521.5	240723	ATE - Halter
			←	☐; → 03/07; Türenanzahl: 3; - Performance Parts	24.3541-9522.5	240724	ATE - Halter
			→	☐; → 03/07; - Performance Parts	24.3401-1707.5	240912	TRW - Halter
			→	☐; → 03/07; - Performance Parts	24.3401-1708.5	240913	TRW - Halter
123 d	150	03/07→12/11	←	☐; 04/07→ 05/11; - Performance Parts	24.3541-9521.5	240723	ATE - Halter
			←	☐; 04/07→ 05/11; - Performance Parts	24.3541-9522.5	240724	ATE - Halter
			→	☐; 04/07→ 05/11; - Performance Parts	24.3401-1707.5	240912	TRW - Halter
			→	☐; 04/07→ 05/11; - Performance Parts	24.3401-1708.5	240913	TRW - Halter
130 i 130 i	190 195	09/06→12/11 09/06→12/11	←	☐; 10/07→ 05/11; - Performance Parts	24.3541-9521.5	240723	ATE - Halter
			←	☐; 10/07→ 05/11; - Performance Parts	24.3541-9522.5	240724	ATE - Halter
			→	☐; 10/07→ 02/10; - Performance Parts	24.3421-9911.5	240948	ATE - Halter
			→	☐; 10/07→ 02/10; - Performance Parts	24.3421-9912.5	240949	ATE - Halter
↓			←	☐; → 05/11; - Performance Parts	24.3541-9521.5	240723	ATE - Halter
			←	☐; → 05/11; - Performance Parts	24.3541-9522.5	240724	ATE - Halter
			→	☐; → 05/11; - Performance Parts	24.3421-9911.5	240948	ATE - Halter
			→	☐; → 05/11; - Performance Parts	24.3421-9912.5	240949	ATE - Halter








	kw			 	! #		
<b>BMW - 1 (E81) 09/06→09/12</b>							
<b>Halter, Bremssattel</b>							
118 d	100	09/06→12/11	➡	04/07→ 05/11		11.8170-0755.1	260119 ATE
118 d	105	09/06→12/11					
120 d	120	03/07→12/11	➡			11.8170-0755.1	260119 ATE
120 d	130	03/07→12/11	➡	→ 05/11		11.8170-0755.1	260119 ATE
120 d	145	03/07→12/11					
130 i	190	09/06→12/11					
130 i	195	09/06→12/11					
123 d	150	03/07→12/11	➡	10/07→ 02/10		11.8170-0755.1	260119 ATE
<b>Feder, Bremssattel</b>							
118 d	100	09/06→12/11	➡	04/07→ 05/11	2	11.8116-0066.1	390577 ATE
118 d	105	09/06→12/11					
120 d	120	03/07→12/11	⬅	Türenanzahl: 3	2	11.8116-0137.1	390612 ATE
			⬅	Türenanzahl: 5	2	11.8116-0206.1	390593 ATE
			➡		2	11.8116-0066.1	390577 ATE
120 d	130	03/07→12/11		→ 05/11	2	11.8116-0137.1	390612 ATE
120 d	145	03/07→12/11					
130 i	190	09/06→12/11	➡	→ 05/11	2	11.8116-0066.1	390577 ATE
130 i	195	09/06→12/11					
120 i	115	03/07→12/11		→ 03/07; Türenanzahl: 3	2	11.8116-0137.1	390612 ATE
120 i	120	03/07→12/11		04/07→ 05/11	2	11.8116-0137.1	390612 ATE
120 i	125	03/07→09/12					
123 d	150	03/07→12/11		10/07→ 05/11	2	11.8116-0137.1	390612 ATE
			➡	10/07→ 02/10	2	11.8116-0066.1	390577 ATE
<b>Führungshülzensatz, Bremssattel</b>							
118 d	100	09/06→12/11	➡	04/07→ 05/11		11.0101-5402.2	260009 ATE
118 d	105	09/06→12/11					
120 d	120	03/07→12/11	⬅	Türenanzahl: 3		11.0101-5402.2	260009 ATE
			⬅	Türenanzahl: 5		11.0101-5402.2	260009 ATE
			➡			11.0101-5402.2	260009 ATE
120 d	130	03/07→12/11	⬅	→ 05/11		11.0101-5402.2	260009 ATE
120 d	145	03/07→12/11					
130 i	190	09/06→12/11	➡	→ 05/11		11.0101-5402.2	260009 ATE
130 i	195	09/06→12/11					
120 i	115	03/07→12/11	⬅	→ 03/07; Türenanzahl: 3		11.0101-5402.2	260009 ATE
120 i	120	03/07→12/11	⬅	04/07→ 05/11		11.0101-5402.2	260009 ATE
120 i	125	03/07→09/12					
123 d	150	03/07→12/11	⬅	10/07→ 05/11		11.0101-5402.2	260009 ATE
			➡	10/07→ 02/10		11.0101-5402.2	260009 ATE
<b>Führungsbolzen, Bremssattel</b>							
118 d	100	09/06→12/11		04/07→ 05/11	2	11.8171-0008.1	990049 ATE
118 d	105	09/06→12/11					
120 i	120	03/07→12/11					
120 i	125	03/07→09/12					
120 d	120	03/07→12/11	⬅		2	11.8171-0008.1	990049 ATE
120 d	130	03/07→12/11		→ 05/11	2	11.8171-0008.1	990049 ATE
120 d	145	03/07→12/11					
130 i	190	09/06→12/11					
130 i	195	09/06→12/11					
120 i	115	03/07→12/11		→ 03/07; Türenanzahl: 3	2	11.8171-0008.1	990049 ATE
123 d	150	03/07→12/11		10/07→ 05/11	2	11.8171-0008.1	990049 ATE
				10/07→ 02/10	2	11.8171-0008.1	990049 ATE
<b>Bremsschlauch</b>							
116 d	66	01/11→12/11	⬅		2	24.5174-0526.3	331365 L= 520
116 i	85	09/07→12/11					
118 i	95	09/06→02/08	➡		2	24.5125-0230.3	331277 L= 230
118 i	100	09/06→12/11				24.5137-0221.3	331302 L= 221
120 d	120	03/07→12/11					
116 d	85	11/08→12/11	⬅	03/09→ 05/11	2	24.5174-0526.3	331365 L= 520
			➡	03/09→ 05/11	2	24.5125-0230.3	331277 L= 230
						24.5137-0221.3	331302 L= 221
116 i	90	03/07→12/11	⬅	09/07→ 12/08	2	24.5174-0526.3	331365 L= 520
			➡	09/07→ 12/08	2	24.5125-0230.3	331277 L= 230
						24.5137-0221.3	331302 L= 221
116 i	90	11/08→12/11	⬅	01/09→ 05/11	2	24.5174-0526.3	331365 L= 520
↓							











	kw			 	! #		
<b>BMW - 1 (E81) 09/06→09/12</b>							
 <b>Bremsschlauch</b>							
116 i	90	11/08→12/11	➔	01/09→ 05/11	2	24.5125-0230.3 331277 24.5137-0221.3 331302	L= 230 L= 221
118 d	100	09/06→12/11	➔	04/07→ 05/11	2	24.5174-0526.3 331365	L= 520
118 d	105	09/06→12/11	➔	04/07→ 05/11	2	24.5125-0230.3 331277	L= 230
118 i	105	09/06→12/11	➔	04/07→ 05/11	2	24.5125-0230.3 331277	L= 230
120 i	120	03/07→12/11	➔		2	24.5137-0221.3 331302	L= 221
120 i	125	03/07→09/12	➔		2	24.5137-0221.3 331302	L= 221
120 d	130	03/07→12/11	➔	→ 05/11	2	24.5174-0526.3 331365	L= 520
120 d	145	03/07→12/11	➔	→ 05/11	2	24.5125-0230.3 331277	L= 230
130 i	190	09/06→12/11	➔	→ 05/11	2	24.5137-0221.3 331302	L= 221
130 i	195	09/06→12/11	➔	→ 05/11	2	24.5137-0221.3 331302	L= 221
120 i	115	03/07→12/11	➔	→ 03/07	2	24.5174-0526.3 331365	L= 520
			➔	→ 03/07	2	24.5125-0230.3 331277	L= 230
			➔	→ 03/07	2	24.5137-0221.3 331302	L= 221
123 d	150	03/07→12/11	➔	10/07→ 05/11	2	24.5174-0526.3 331365	L= 520
			➔	10/07→ 05/11	2	24.5125-0230.3 331277	L= 230
			➔	10/07→ 05/11	2	24.5137-0221.3 331302	L= 221
<b>BMW - 1 (E87) 02/03→01/13</b>							
 <b>Bremssattel</b>							
116 d	66	01/11→12/11	➔	☐; - Performance Parts		24.3541-1835.5 240922	TRW - Halter
			➔	☐; - Performance Parts		24.3541-1836.5 240923	TRW - Halter
			➔	☐; - Performance Parts		24.3401-1707.5 240912	TRW - Halter
			➔	☐; - Performance Parts		24.3401-1708.5 240913	TRW - Halter
116 d	85	03/09→06/11	➔	☐; → 05/11; - Performance Parts		24.3541-1835.5 240922	TRW - Halter
116 i	90	01/09→06/11	➔	☐; → 05/11; - Performance Parts		24.3541-1836.5 240923	TRW - Halter
			➔	☐; → 05/11; - Performance Parts		24.3401-1707.5 240912	TRW - Halter
			➔	☐; → 05/11; - Performance Parts		24.3401-1708.5 240913	TRW - Halter
116 i	85	06/04→06/11	➔	☐; 09/04→ 08/07; - Performance Parts		24.3541-1835.5 240922	TRW - Halter
			➔	☐; 09/04→ 08/07; - Performance Parts		24.3541-1836.5 240923	TRW - Halter
			➔	☐; 09/04→ 08/07; - Performance Parts		24.3401-1707.5 240912	TRW - Halter
			➔	☐; 09/04→ 08/07; - Performance Parts		24.3401-1708.5 240913	TRW - Halter
116 i	90	09/07→06/11	➔	☐; → 12/08; - Performance Parts		24.3541-1835.5 240922	TRW - Halter
			➔	☐; → 12/08; - Performance Parts		24.3541-1836.5 240923	TRW - Halter
			➔	☐; → 12/08; - Performance Parts		24.3401-1707.5 240912	TRW - Halter
			➔	☐; → 12/08; - Performance Parts		24.3401-1708.5 240913	TRW - Halter
118 d	90	06/04→02/07	➔	☐; 09/04→; Türenanzahl: 3; - Performance Parts		24.3541-1835.5 240922	TRW - Halter
			➔	☐; 09/04→; Türenanzahl: 5; - Performance Parts		24.3541-1835.5 240922	TRW - Halter
			➔	☐; 09/04→; Türenanzahl: 5; - Performance Parts		24.3541-1836.5 240923	TRW - Halter
			➔	☐; 09/04→; Türenanzahl: 3; - Performance Parts		24.3541-1836.5 240923	TRW - Halter
			➔	☐; 09/04→; Türenanzahl: 5; - Performance Parts		24.3401-1707.5 240912	TRW - Halter
			➔	☐; 09/04→; Türenanzahl: 5; - Performance Parts		24.3401-1708.5 240913	TRW - Halter
			➔	☐; 09/04→; Türenanzahl: 3; - Performance Parts		24.3401-9933.5 240727	ATE - Halter
			➔	☐; 09/04→; Türenanzahl: 3; - Performance Parts		24.3401-9934.5 240728	ATE - Halter
118 d	100	03/07→06/11	➔	☐; 04/07→ 05/11; - Performance Parts		24.3541-1835.5 240922	TRW - Halter
118 d	105	03/07→06/11	➔	☐; 04/07→ 05/11; - Performance Parts		24.3541-1836.5 240923	TRW - Halter
			➔	☐; 04/07→ 05/11; - Performance Parts		24.3401-9933.5 240727	ATE - Halter
			➔	☐; 04/07→ 05/11; - Performance Parts		24.3401-9934.5 240728	ATE - Halter
118 i	95	07/04→02/07	➔	☐; 09/04→; Türenanzahl: 5; - Performance Parts		24.3541-1835.5 240922	TRW - Halter
			➔	☐; 09/04→; Türenanzahl: 3; - Performance Parts		24.3541-1835.5 240922	TRW - Halter
			➔	☐; 09/04→; Türenanzahl: 3; - Performance Parts		24.3541-1836.5 240923	TRW - Halter
↓							

	kw			 	! #		
<b>BMW - 1 (E87) 02/03→01/13</b>							
 <b>Bremssattel</b>							
118 i	95	07/04→02/07	←	☐; 09/04→; Türenanzahl: 5; - Performance Parts	24.3541-1836.5	240923	TRW - Halter
			→	☐; 09/04→; Türenanzahl: 5; - Performance Parts	24.3401-1707.5	240912	TRW - Halter
			→	☐; 09/04→; Türenanzahl: 3; - Performance Parts	24.3401-1707.5	240912	TRW - Halter
			→	☐; 09/04→; Türenanzahl: 5; - Performance Parts	24.3401-1708.5	240913	TRW - Halter
			→	☐; 09/04→; Türenanzahl: 3; - Performance Parts	24.3401-1708.5	240913	TRW - Halter
118 i	100	10/06→06/11	←	☐; → 03/07; Türenanzahl: 3; - Performance Parts	24.3541-1835.5	240922	TRW - Halter
			←	☐; → 03/07; Türenanzahl: 5; - Performance Parts	24.3541-1835.5	240922	TRW - Halter
			←	☐; → 03/07; Türenanzahl: 5; - Performance Parts	24.3541-1836.5	240923	TRW - Halter
			←	☐; → 03/07; Türenanzahl: 3; - Performance Parts	24.3541-1836.5	240923	TRW - Halter
			→	☐; → 03/07; Türenanzahl: 5; - Performance Parts	24.3401-1707.5	240912	TRW - Halter
			→	☐; → 03/07; Türenanzahl: 3; - Performance Parts	24.3401-1707.5	240912	TRW - Halter
			→	☐; → 03/07; Türenanzahl: 3; - Performance Parts	24.3401-1708.5	240913	TRW - Halter
			→	☐; → 03/07; Türenanzahl: 5; - Performance Parts	24.3401-1708.5	240913	TRW - Halter
118 i	105	09/06→06/11	←	☐; 04/07→ 05/11; - Performance Parts	24.3541-1835.5	240922	TRW - Halter
			←	☐; 04/07→ 05/11; - Performance Parts	24.3541-1836.5	240923	TRW - Halter
			→	☐; 04/07→ 05/11; - Performance Parts	24.3401-1707.5	240912	TRW - Halter
			→	☐; 04/07→ 05/11; - Performance Parts	24.3401-1708.5	240913	TRW - Halter
120 d	110	06/04→02/07	←	☐; 09/04→; Türenanzahl: 3; - Performance Parts	24.3541-9521.5	240723	ATE - Halter
			←	☐; 09/04→; Türenanzahl: 3; - Performance Parts	24.3541-9522.5	240724	ATE - Halter
			←	☐; 09/04→; Türenanzahl: 5; - Performance Parts	24.3541-9575.5	240681	ATE - Halter
			←	☐; 09/04→; Türenanzahl: 5; - Performance Parts	24.3541-9576.5	240682	ATE - Halter
			→	☐; 09/04→; - Performance Parts	24.3401-9933.5	240727	ATE - Halter
			→	☐; 09/04→; - Performance Parts	24.3401-9934.5	240728	ATE - Halter
120 d	120	06/04→06/11	←	☐; 09/04→ 02/07; Türenanzahl: 3; - Performance Parts	24.3541-9521.5	240723	ATE - Halter
			←	☐; 09/04→ 02/07; Türenanzahl: 3; - Performance Parts	24.3541-9522.5	240724	ATE - Halter
			←	☐; 09/04→ 02/07; Türenanzahl: 5; - Performance Parts	24.3541-9575.5	240681	ATE - Halter
			←	☐; 09/04→ 02/07; Türenanzahl: 5; - Performance Parts	24.3541-9576.5	240682	ATE - Halter
			→	☐; 09/04→ 02/07; - Performance Parts	24.3401-9933.5	240727	ATE - Halter
			→	☐; 09/04→ 02/07; - Performance Parts	24.3401-9934.5	240728	ATE - Halter
120 d	130	03/07→06/11	←	☐; → 05/11; - Performance Parts	24.3541-9521.5	240723	ATE - Halter
			←	☐; → 05/11; - Performance Parts	24.3541-9522.5	240724	ATE - Halter
			→	☐; → 05/11; - Performance Parts	24.3401-9933.5	240727	ATE - Halter
			→	☐; → 05/11; - Performance Parts	24.3401-9934.5	240728	ATE - Halter
			→	☐; → 05/11; - Performance Parts	24.3421-9911.5	240948	ATE - Halter
			→	☐; → 05/11; - Performance Parts	24.3421-9912.5	240949	ATE - Halter
120 i	110	06/04→02/07	←	☐; 01/06→; Türenanzahl: 5; - Performance Parts	24.3541-1835.5	240922	TRW - Halter
			←	☐; 01/06→; Türenanzahl: 5; - Performance Parts	24.3541-1836.5	240923	TRW - Halter
			←	☐; 09/04→; Türenanzahl: 3; - Performance Parts	24.3541-9521.5	240723	ATE - Halter
			←	☐; 09/04→; Türenanzahl: 3; - Performance Parts	24.3541-9522.5	240724	ATE - Halter
			←	☐; 09/04→ 12/05; Türenanzahl: 5; - Performance Parts	24.3541-9575.5	240681	ATE - Halter
↓							

	kw			 	! #			
<b>BMW - 1 (E87) 02/03→01/13</b>								
<b>Bremssattel</b>								
120 i	110	06/04→02/07	←	☐; 09/04→ 12/05; TÜrenanzahl: 5; - Performance Parts	24.3541-9576.5	240682	ATE - Halter	
			→	☐; 09/04→; - Performance Parts	24.3401-1707.5	240912	TRW - Halter	
			→	☐; 09/04→; - Performance Parts	24.3401-1708.5	240913	TRW - Halter	
120 i	115	03/07→06/11	←	☐; → 03/07; TÜrenanzahl: 5; - Performance Parts	24.3541-1835.5	240922	TRW - Halter	
			←	☐; → 03/07; TÜrenanzahl: 5; - Performance Parts	24.3541-1836.5	240923	TRW - Halter	
			←	☐; → 03/07; TÜrenanzahl: 3; - Performance Parts	24.3541-9521.5	240723	ATE - Halter	
			←	☐; → 03/07; TÜrenanzahl: 3; - Performance Parts	24.3541-9522.5	240724	ATE - Halter	
			→	☐; → 03/07; - Performance Parts	24.3401-1707.5	240912	TRW - Halter	
			→	☐; → 03/07; - Performance Parts	24.3401-1708.5	240913	TRW - Halter	
120 i 120 i	120 125	03/07→06/11 03/07→06/11	←	☐; 04/07→ 05/11; - Performance Parts	24.3541-9521.5	240723	ATE - Halter	
			←	☐; 04/07→ 05/11; - Performance Parts	24.3541-9522.5	240724	ATE - Halter	
			→	☐; 04/07→ 05/11; - Performance Parts	24.3401-1707.5	240912	TRW - Halter	
			→	☐; 04/07→ 05/11; - Performance Parts	24.3401-1708.5	240913	TRW - Halter	
123 d	150	03/07→06/11	←	☐; 10/07→ 05/11; - Performance Parts	24.3541-9521.5	240723	ATE - Halter	
			←	☐; 10/07→ 05/11; - Performance Parts	24.3541-9522.5	240724	ATE - Halter	
			→	☐; 10/07→ 02/10; - Performance Parts	24.3421-9911.5	240948	ATE - Halter	
			→	☐; 10/07→ 02/10; - Performance Parts	24.3421-9912.5	240949	ATE - Halter	
130 i	190	03/07→06/11	←	☐; → 05/11; - Performance Parts	24.3541-9521.5	240723	ATE - Halter	
			←	☐; → 05/11; - Performance Parts	24.3541-9522.5	240724	ATE - Halter	
			→	☐; → 05/11; - Performance Parts	24.3421-9911.5	240948	ATE - Halter	
			→	☐; → 05/11; - Performance Parts	24.3421-9912.5	240949	ATE - Halter	
130 i	195	09/05→02/07	←	☐; - Performance Parts	24.3541-9521.5	240723	ATE - Halter	
			←	☐; - Performance Parts	24.3541-9522.5	240724	ATE - Halter	
			→	☐; - Performance Parts	24.3421-9911.5	240948	ATE - Halter	
			→	☐; - Performance Parts	24.3421-9912.5	240949	ATE - Halter	
<b>Halter, Bremssattel</b>								
118 d	90	06/04→02/07	→	09/04→; TÜrenanzahl: 3	11.8170-0755.1	260119	ATE	
118 d 118 d	100 105	03/07→06/11 03/07→06/11	→	04/07→ 05/11	11.8170-0755.1	260119	ATE	
120 d	110	06/04→02/07	→	09/04→	11.8170-0755.1	260119	ATE	
120 d	120	06/04→06/11	→	09/04→ 02/07	11.8170-0755.1	260119	ATE	
120 d 130 i	130 190	03/07→06/11 03/07→06/11	→	→ 05/11	11.8170-0755.1	260119	ATE	
123 d	150	03/07→06/11	→	10/07→ 02/10	11.8170-0755.1	260119	ATE	
130 i	195	09/05→02/07	→		11.8170-0755.1	260119	ATE	
<b>Feder, Bremssattel</b>								
118 d	90	06/04→02/07	→	09/04→; TÜrenanzahl: 3	2	11.8116-0066.1	390577	ATE
118 d 118 d	100 105	03/07→06/11 03/07→06/11	→	04/07→ 05/11	2	11.8116-0066.1	390577	ATE
120 d	110	06/04→02/07		09/04→; TÜrenanzahl: 3	2	11.8116-0137.1	390612	ATE
				09/04→; TÜrenanzahl: 5	2	11.8116-0206.1	390593	ATE
			→	09/04→	2	11.8116-0066.1	390577	ATE
120 d	120	06/04→06/11		09/04→ 02/07; TÜrenanzahl: 3	2	11.8116-0137.1	390612	ATE
				09/04→ 02/07; TÜrenanzahl: 5	2	11.8116-0206.1	390593	ATE
			→	09/04→ 02/07	2	11.8116-0066.1	390577	ATE
120 d 130 i	130 190	03/07→06/11 03/07→06/11		→ 05/11	2	11.8116-0137.1	390612	ATE
			→	→ 05/11	2	11.8116-0066.1	390577	ATE
120 i	110	06/04→02/07		09/04→; TÜrenanzahl: 3	2	11.8116-0137.1	390612	ATE
				09/04→ 12/05; TÜrenanzahl: 5	2	11.8116-0206.1	390593	ATE
120 i	115	03/07→06/11		→ 03/07; TÜrenanzahl: 3	2	11.8116-0137.1	390612	ATE
120 i 120 i	120 125	03/07→06/11 03/07→06/11		04/07→ 05/11	2	11.8116-0137.1	390612	ATE
123 d	150	03/07→06/11		10/07→ 05/11	2	11.8116-0137.1	390612	ATE
↓								



	kw			 	! #		
<b>BMW - 1 (E87) 02/03→01/13</b>							
<b>Feder, Bremssattel</b>							
123 d	150	03/07→06/11	➡	10/07→ 02/10	2	11.8116-0066.1 390577	ATE
130 i	195	09/05→02/07			2	11.8116-0137.1 390612	ATE
			➡		2	11.8116-0066.1 390577	ATE
<b>Führungshülzensatz, Bremssattel</b>							
118 d	90	06/04→02/07	➡	09/04→; Türenanzahl: 3		11.0101-5402.2 260009	ATE
118 d	100	03/07→06/11	➡	04/07→ 05/11		11.0101-5402.2 260009	ATE
118 d	105	03/07→06/11					
120 d	110	06/04→02/07	←	09/04→; Türenanzahl: 5		11.0101-5402.2 260009	ATE
			←	09/04→; Türenanzahl: 3		11.0101-5402.2 260009	ATE
			➡	09/04→		11.0101-5402.2 260009	ATE
120 d	120	06/04→06/11	←	09/04→ 02/07; Türenanzahl: 5		11.0101-5402.2 260009	ATE
			←	09/04→ 02/07; Türenanzahl: 3		11.0101-5402.2 260009	ATE
			➡	09/04→ 02/07		11.0101-5402.2 260009	ATE
120 d	130	03/07→06/11	←	→ 05/11		11.0101-5402.2 260009	ATE
130 i	190	03/07→06/11	➡	→ 05/11		11.0101-5402.2 260009	ATE
120 i	110	06/04→02/07	←	09/04→ 12/05; Türenanzahl: 5		11.0101-5402.2 260009	ATE
			←	09/04→; Türenanzahl: 3		11.0101-5402.2 260009	ATE
120 i	115	03/07→06/11	←	→ 03/07; Türenanzahl: 3		11.0101-5402.2 260009	ATE
120 i	120	03/07→06/11	←	04/07→ 05/11		11.0101-5402.2 260009	ATE
120 i	125	03/07→06/11					
123 d	150	03/07→06/11	←	10/07→ 05/11		11.0101-5402.2 260009	ATE
			➡	10/07→ 02/10		11.0101-5402.2 260009	ATE
130 i	195	09/05→02/07	←			11.0101-5402.2 260009	ATE
			➡			11.0101-5402.2 260009	ATE
<b>Führungsbolzen, Bremssattel</b>							
118 d	90	06/04→02/07		09/04→; Türenanzahl: 3	2	11.8171-0008.1 990049	ATE
118 d	100	03/07→06/11		04/07→ 05/11	2	11.8171-0008.1 990049	ATE
118 d	105	03/07→06/11					
120 i	120	03/07→06/11					
120 i	125	03/07→06/11					
120 d	110	06/04→02/07		09/04→; Türenanzahl: 5	2	11.8171-0008.1 990049	ATE
				09/04→	2	11.8171-0008.1 990049	ATE
				09/04→; Türenanzahl: 3	2	11.8171-0008.1 990049	ATE
120 d	120	06/04→06/11		09/04→ 02/07; Türenanzahl: 5	2	11.8171-0008.1 990049	ATE
				09/04→ 02/07	2	11.8171-0008.1 990049	ATE
				09/04→ 02/07; Türenanzahl: 3	2	11.8171-0008.1 990049	ATE
120 d	130	03/07→06/11		→ 05/11	2	11.8171-0008.1 990049	ATE
130 i	190	03/07→06/11					
120 i	110	06/04→02/07		09/04→ 12/05; Türenanzahl: 5	2	11.8171-0008.1 990049	ATE
				09/04→; Türenanzahl: 3	2	11.8171-0008.1 990049	ATE
120 i	115	03/07→06/11		→ 03/07; Türenanzahl: 3	2	11.8171-0008.1 990049	ATE
123 d	150	03/07→06/11		10/07→ 05/11	2	11.8171-0008.1 990049	ATE
				10/07→ 02/10	2	11.8171-0008.1 990049	ATE
130 i	195	09/05→02/07			2	11.8171-0008.1 990049	ATE
<b>Bremsschlauch</b>							
116 d	66	01/11→12/11	←		2	24.5174-0526.3 331365	L= 520
130 i	195	09/05→02/07	➡		2	24.5125-0230.3 331277	L= 230
						24.5137-0221.3 331302	L= 221
			➡	innen	2	83.7850-0180.3 331054	L= 180
116 d	85	03/09→06/11	←	→ 05/11	2	24.5174-0526.3 331365	L= 520
116 i	90	01/09→06/11					
120 d	130	03/07→06/11	➡	→ 05/11	2	24.5125-0230.3 331277	L= 230
						24.5137-0221.3 331302	L= 221
			➡	innen	2	83.7850-0180.3 331054	L= 180
130 i	190	03/07→06/11	←	08/05→	2	24.5174-0526.3 331365	L= 520
			➡	09/04→ 08/07	2	24.5125-0230.3 331277	L= 230
						24.5137-0221.3 331302	L= 221
			➡	innen	2	83.7850-0180.3 331054	L= 180
↓							

	kw			 	! #		
<b>BMW - 1 (E87) 02/03→01/13</b>							
 <b>Bremsschlauch</b>							
116 i	90	09/07→06/11	←	→ 12/08	2	24.5174-0526.3 331365	L= 520
			→	→ 12/08	2	24.5125-0230.3 331277	L= 230
			→	innen	2	24.5137-0221.3 331302	L= 221
			→	innen	2	83.7850-0180.3 331054	L= 180
118 d	90	06/04→02/07	←	08/05→	2	24.5174-0526.3 331365	L= 520
118 i	95	07/04→02/07	→	09/04→	2	24.5125-0230.3 331277	L= 230
120 d	110	06/04→02/07			2	24.5137-0221.3 331302	L= 221
120 i	110	06/04→02/07	→	innen	2	83.7850-0180.3 331054	L= 180
118 d	100	03/07→06/11	←	04/07→ 05/11	2	24.5174-0526.3 331365	L= 520
118 d	105	03/07→06/11	→	04/07→ 05/11	2	24.5125-0230.3 331277	L= 230
118 i	105	09/06→06/11			2	24.5137-0221.3 331302	L= 221
120 i	120	03/07→06/11	→	innen	2	83.7850-0180.3 331054	L= 180
120 i	125	03/07→06/11	→	innen	2	83.7850-0180.3 331054	L= 180
118 i	100	10/06→06/11	←	→ 03/07	2	24.5174-0526.3 331365	L= 520
120 i	115	03/07→06/11	→	→ 03/07	2	24.5125-0230.3 331277	L= 230
					2	24.5137-0221.3 331302	L= 221
			→	innen	2	83.7850-0180.3 331054	L= 180
120 d	120	06/04→06/11	←	08/05→	2	24.5174-0526.3 331365	L= 520
			→	09/04→ 02/07	2	24.5125-0230.3 331277	L= 230
					2	24.5137-0221.3 331302	L= 221
			→	innen	2	83.7850-0180.3 331054	L= 180
123 d	150	03/07→06/11	←	10/07→ 05/11	2	24.5174-0526.3 331365	L= 520
			→	10/07→ 05/11	2	24.5125-0230.3 331277	L= 230
					2	24.5137-0221.3 331302	L= 221
			→	innen	2	83.7850-0180.3 331054	L= 180
<b>BMW - 1 (F20) 07/11→06/19</b>							
 <b>Bremsschlauch</b>							
114 d	70	07/15→06/19	←		2	24.5169-0590.3 331422	L= 355
114 d	70	11/12→06/15	→		2	24.5125-0230.3 331277	L= 230
116 d	85	03/15→06/19					
116 d	85	03/12→02/15					
116 d	85	07/11→02/15					
116 i	80	03/15→06/19					
116 i	100	07/11→02/15					
118 d	100	07/11→06/19					
118 d	105	07/11→02/15					
118 d	110	03/15→06/19					
118 d xDrive	105	07/13→02/15					
118 d xDrive	110	03/15→06/19					
118 i	100	07/15→06/19					
118 i	100	03/15→06/15					
118 i	125	07/11→02/15					
120 d	120	07/11→06/19					
120 d	135	07/11→02/15					
120 d	140	03/15→06/19					
120 d	147	07/11→02/15					
120 d xDrive	135	11/12→02/15					
120 d xDrive	140	03/15→06/19					
120 d xDrive	147	11/12→02/15					
120 i	130	03/15→06/16					
120 i	135	07/16→06/19					
125 d	155	03/12→06/19					
125 d	160	03/12→02/15					
125 d	165	03/15→06/19					
125 i	160	03/12→11/17					
125 i	165	07/16→06/19					
125 i	175	03/12→11/17					
M 135 i	240	03/15→06/16					
M 135 i xDrive	235	11/12→02/15					
M 135 i xDrive	240	03/15→06/16					
M 140 i	250	07/16→06/19					
M 140 i xDrive	250	07/16→06/19					
114 i	75	07/12→02/15	←	09/12→	2	24.5169-0590.3 331422	L= 355
M 135 i	235	07/12→02/15	→	09/12→	2	24.5125-0230.3 331277	L= 230
<b>BMW - 1 (F21) 12/11→</b>							
 <b>Bremsschlauch</b>							
114 d	70	06/15→	←		2	24.5169-0590.3 331422	L= 355
116 d	85	03/15→					
↓							




**BMW - 1 (F21) 12/11→**

 **Bremsschlauch**

116 d	85	12/11→	➔		2	24.5125-0230.3	331277	L= 230
116 d	85	01/12→						
116 i	80	03/15→						
116 i	100	12/11→						
118 d	100	12/11→						
118 d	105	12/11→						
118 d	110	03/15→						
118 d xDrive	105	05/13→						
118 d xDrive	110	03/15→						
118 i	100	03/15→						
118 i	125	07/12→						
120 d	120	07/12→						
120 d	135	07/12→						
120 d	140	03/15→						
120 d	147	01/12→						
120 d xDrive	140	03/15→						
120 i	130	03/15→						
120 i	135	07/16→						
125 d	165	03/15→						
125 i	165	10/15→						
125 i	175	03/13→						
M 135 i	240	03/15→						
M 135 i xDrive	240	03/15→						
M 140 i	250	10/15→						
M 140 i xDrive	250	09/15→						
114 d	70	07/12→	➔	10/12→	2	24.5169-0590.3	331422	L= 355
			➔	10/12→	2	24.5125-0230.3	331277	L= 230
114 i	75	12/11→	➔	09/12→	2	24.5169-0590.3	331422	L= 355
M 135 i	235	12/11→	➔	09/12→	2	24.5125-0230.3	331277	L= 230
120 d xDrive	135	02/12→	➔	07/12→	2	24.5169-0590.3	331422	L= 355
120 d xDrive	147	01/12→	➔	07/12→	2	24.5125-0230.3	331277	L= 230
M 135 i xDrive	235	02/12→	➔	07/12→	2	24.5125-0230.3	331277	L= 230
125 d	155	12/11→	➔	03/12→	2	24.5169-0590.3	331422	L= 355
125 d	160	12/11→	➔	03/12→	2	24.5125-0230.3	331277	L= 230
125 i	160	12/11→12/19	➔	03/12→	2	24.5125-0230.3	331277	L= 230

**BMW - 1 (F40) 07/19→**

 **Bremsschlauch**








116 d	85	07/19→	➔		2	24.5169-0455.3	331591	L= 455
116 i	80	11/20→						
118 d	100	07/19→						
118 d	110	07/19→						
118 i	103	07/19→						
120 d	140	03/20→						
120 d xDrive	140	07/19→						
120 i	131	11/20→						
128 ti	180	11/20→						
128 ti	195	11/20→						
M 135 i xDrive	225	07/19→						








**BMW - 1 Cabriolet (E88) 12/07→12/13**











 **Bremssattel**













118 d	100	09/08→12/13	➔	☐; → 10/13; - Performance Parts	2	24.3541-1835.5	240922	TRW - Halter
118 d	105	09/08→12/13	➔	☐; → 10/13; - Performance Parts		24.3541-1836.5	240923	TRW - Halter
118 i	100	09/08→12/13	➔	☐; → 10/13; - Performance Parts		24.3401-9933.5	240727	ATE - Halter
118 i	105	03/08→12/13	➔	☐; → 10/13; - Performance Parts		24.3401-9934.5	240728	ATE - Halter
120 d	120	03/08→12/13	➔	☐; → 10/13; - Performance Parts		24.3541-9521.5	240723	ATE - Halter
120 d	130	03/08→12/13	➔	☐; → 10/13; - Performance Parts		24.3541-9522.5	240724	ATE - Halter
120 d	145	03/08→12/13	➔	☐; → 10/13; - Performance Parts		24.3401-9933.5	240727	ATE - Halter
120 i	115	03/08→12/13	➔	☐; → 10/13; - Performance Parts		24.3401-9934.5	240728	ATE - Halter
120 i	120	03/08→12/13	➔	☐; → 10/13; - Performance Parts		24.3401-9933.5	240727	ATE - Halter
120 i	125	12/07→10/13	➔	☐; - Performance Parts		24.3541-9521.5	240723	ATE - Halter
125 i	160	12/07→10/13	➔	☐; - Performance Parts		24.3541-9522.5	240724	ATE - Halter
128 i	172	12/07→10/13	➔	☐; - Performance Parts		24.3401-9933.5	240727	ATE - Halter
			➔	☐; - Performance Parts		24.3401-9934.5	240728	ATE - Halter
123 d	150	09/08→12/13	➔	☐; → 10/13; - Performance Parts		24.3541-9521.5	240723	ATE - Halter
			➔	☐; → 10/13; - Performance Parts		24.3541-9522.5	240724	ATE - Halter
			➔	☐; → 10/13; - Performance Parts		24.3421-9911.5	240948	ATE - Halter
			➔	☐; → 10/13; - Performance Parts		24.3421-9912.5	240949	ATE - Halter








↓









	kW			 	! #		
<b>BMW - 1 Cabriolet (E88) 12/07→12/13</b>							
<b>Halter, Bremssattel</b>							
118 d	100	09/08→12/13	➔	→ 10/13		11.8170-0755.1 260119	ATE
118 d	105	09/08→12/13					
118 i	100	09/08→12/13					
118 i	105	03/08→12/13					
120 d	120	03/08→12/13					
120 d	130	03/08→12/13					
120 d	145	03/08→12/13					
120 i	115	03/08→12/13					
120 i	120	03/08→12/13					
123 d	150	09/08→12/13					
120 i	125	12/07→10/13	➔			11.8170-0755.1 260119	ATE
125 i	160	12/07→10/13					
128 i	172	12/07→10/13					
<b>Feder, Bremssattel</b>							
118 d	100	09/08→12/13	➔	→ 10/13	2	11.8116-0066.1 390577	ATE
118 d	105	09/08→12/13					
118 i	100	09/08→12/13					
118 i	105	03/08→12/13					
120 d	120	03/08→12/13		→ 10/13	2	11.8116-0137.1 390612	ATE
120 d	130	03/08→12/13					
120 d	145	03/08→12/13	➔	→ 10/13	2	11.8116-0066.1 390577	ATE
120 i	115	03/08→12/13					
120 i	120	03/08→12/13					
123 d	150	09/08→12/13					
120 i	125	12/07→10/13			2	11.8116-0137.1 390612	ATE
125 i	160	12/07→10/13					
128 i	172	12/07→10/13	➔		2	11.8116-0066.1 390577	ATE
<b>Führungshülsensatz, Bremssattel</b>							
118 d	100	09/08→12/13	➔	→ 10/13		11.0101-5402.2 260009	ATE
118 d	105	09/08→12/13					
118 i	100	09/08→12/13					
118 i	105	03/08→12/13					
120 d	120	03/08→12/13	➔	→ 10/13		11.0101-5402.2 260009	ATE
120 d	130	03/08→12/13					
120 d	145	03/08→12/13	➔	→ 10/13		11.0101-5402.2 260009	ATE
120 i	115	03/08→12/13					
120 i	120	03/08→12/13					
123 d	150	09/08→12/13					
120 i	125	12/07→10/13	➔			11.0101-5402.2 260009	ATE
125 i	160	12/07→10/13					
128 i	172	12/07→10/13	➔			11.0101-5402.2 260009	ATE
<b>Führungsbolzen, Bremssattel</b>							
118 d	100	09/08→12/13		→ 10/13	2	11.8171-0008.1 990049	ATE
118 d	105	09/08→12/13					
118 i	100	09/08→12/13					
118 i	105	03/08→12/13					
120 d	120	03/08→12/13					
120 d	130	03/08→12/13					
120 d	145	03/08→12/13					
120 i	115	03/08→12/13					
120 i	120	03/08→12/13					
123 d	150	09/08→12/13					
120 i	125	12/07→10/13			2	11.8171-0008.1 990049	ATE
125 i	160	12/07→10/13					
128 i	172	12/07→10/13					
<b>Bremsschlauch</b>							
118 d	100	09/08→12/13	➔	→ 10/13	2	24.5174-0526.3 331365	L= 520
118 d	105	09/08→12/13					
118 i	100	09/08→12/13	➔	am Bremssattel; → 10/13	2	24.5125-0230.3 331277	L= 230
118 i	105	03/08→12/13				24.5137-0221.3 331302	L= 221
120 d	120	03/08→12/13					
120 d	130	03/08→12/13	➔	→ 10/13	2	83.7850-0180.3 331054	L= 180
120 d	145	03/08→12/13					
120 i	115	03/08→12/13					
120 i	120	03/08→12/13					
123 d	150	09/08→12/13					
135 i	240	03/08→12/13					
120 i	125	12/07→10/13	➔		2	24.5174-0526.3 331365	L= 520
125 i	160	12/07→10/13					
128 i	172	12/07→10/13	➔	am Bremssattel	2	24.5125-0230.3 331277	L= 230
135 i	225	03/08→10/13				24.5137-0221.3 331302	L= 221
			➔		2	83.7850-0180.3 331054	L= 180

	kW			 	! #		
<b>BMW - 1 Coupe (E82) 10/06→10/13</b>							
<b>Bremssattel</b>							
118 d	100	09/09→10/13	←	☐; - Performance Parts		24.3541-1835.5 240922	TRW - Halter
118 d	105	09/09→10/13	←	☐; - Performance Parts		24.3541-1836.5 240923	TRW - Halter
			→	☐; - Performance Parts		24.3401-9933.5 240727	ATE - Halter
			→	☐; - Performance Parts		24.3401-9934.5 240728	ATE - Halter
120 d	120	09/07→10/13	←	☐; - Performance Parts		24.3541-9521.5 240723	ATE - Halter
120 d	130	09/07→10/13	←	☐; - Performance Parts		24.3541-9522.5 240724	ATE - Halter
120 i	115	09/09→10/13	←	☐; - Performance Parts		24.3541-9522.5 240724	ATE - Halter
125 i	160	03/08→10/13	→	☐; - Performance Parts		24.3401-9933.5 240727	ATE - Halter
			→	☐; - Performance Parts		24.3401-9934.5 240728	ATE - Halter
120 d	145	09/07→10/13	←	☐; 10/07→; - Performance Parts		24.3541-9521.5 240723	ATE - Halter
			←	☐; 10/07→; - Performance Parts		24.3541-9522.5 240724	ATE - Halter
			→	☐; 10/07→; - Performance Parts		24.3401-9933.5 240727	ATE - Halter
			→	☐; 10/07→; - Performance Parts		24.3401-9934.5 240728	ATE - Halter
120 i	125	10/07→10/13	←	☐; 09/09→; - Performance Parts		24.3541-9521.5 240723	ATE - Halter
			←	☐; 09/09→; - Performance Parts		24.3541-9522.5 240724	ATE - Halter
			→	☐; 09/09→; - Performance Parts		24.3401-9933.5 240727	ATE - Halter
			→	☐; 09/09→; - Performance Parts		24.3401-9934.5 240728	ATE - Halter
123 d	150	10/07→10/13	←	☐; - Performance Parts		24.3541-9521.5 240723	ATE - Halter
			←	☐; - Performance Parts		24.3541-9522.5 240724	ATE - Halter
			→	☐; - Performance Parts		24.3421-9911.5 240948	ATE - Halter
			→	☐; - Performance Parts		24.3421-9912.5 240949	ATE - Halter
<b>Halter, Bremssattel</b>							
118 d	100	09/09→10/13	→			11.8170-0755.1 260119	ATE
118 d	105	09/09→10/13	→				
120 d	120	09/07→10/13	→				
120 d	130	09/07→10/13	→				
120 i	115	09/09→10/13	→				
123 d	150	10/07→10/13	→				
125 i	160	03/08→10/13	→				
120 d	145	09/07→10/13	→	10/07→		11.8170-0755.1 260119	ATE
120 i	125	10/07→10/13	→	09/09→		11.8170-0755.1 260119	ATE
<b>Feder, Bremssattel</b>							
118 d	100	09/09→10/13	→		2	11.8116-0066.1 390577	ATE
118 d	105	09/09→10/13	→				
120 d	120	09/07→10/13	→		2	11.8116-0137.1 390612	ATE
120 d	130	09/07→10/13	→				
120 i	115	09/09→10/13	→		2	11.8116-0066.1 390577	ATE
125 i	160	03/08→10/13	→				
120 d	145	09/07→10/13	→	10/07→	2	11.8116-0137.1 390612	ATE
			→	10/07→	2	11.8116-0066.1 390577	ATE
120 i	125	10/07→10/13	→	09/09→	2	11.8116-0137.1 390612	ATE
			→	09/09→	2	11.8116-0066.1 390577	ATE
123 d	150	10/07→10/13	→		2	11.8116-0066.1 390577	ATE
			→			11.8116-0137.1 390612	ATE
M	250	03/11→06/12	←	05/11→	2	11.8116-0315.2 390447	ATE
			→	05/11→	2	11.8116-0296.1 390445	ATE
<b>Führungshülzensatz, Bremssattel</b>							
118 d	100	09/09→10/13	→			11.0101-5402.2 260009	ATE
118 d	105	09/09→10/13	→				
120 d	120	09/07→10/13	←			11.0101-5402.2 260009	ATE
120 d	130	09/07→10/13	→				
120 i	115	09/09→10/13	→			11.0101-5402.2 260009	ATE
123 d	150	10/07→10/13	→				
125 i	160	03/08→10/13	→				
120 d	145	09/07→10/13	←	10/07→		11.0101-5402.2 260009	ATE
			→	10/07→		11.0101-5402.2 260009	ATE
120 i	125	10/07→10/13	←	09/09→		11.0101-5402.2 260009	ATE
			→	09/09→		11.0101-5402.2 260009	ATE
↓							








	kW			 	! #		
<b>BMW - 1 Coupe (E82) 10/06→10/13</b>							
<b>Führungsbolzen, Bremsattel</b>							
118 d	100	09/09→10/13			2	11.8171-0008.1 990049	ATE
118 d	105	09/09→10/13					
120 d	120	09/07→10/13					
120 d	130	09/07→10/13					
120 i	115	09/09→10/13					
123 d	150	10/07→10/13					
125 i	160	03/08→10/13					
120 d	145	09/07→10/13		10/07→	2	11.8171-0008.1 990049	ATE
120 i	125	10/07→10/13		09/09→	2	11.8171-0008.1 990049	ATE
M	250	03/11→06/12		05/11→	2	11.8171-0008.1 990049	ATE
<b>Dichtungssatz, Bremsattel</b>							
M	250	03/11→06/12	←	05/11→		11.0441-6008.2 250038	ATE für Kolben-Ø [mm]: 60
<b> Bremsschlauch</b>							
118 d	100	09/09→10/13	←		2	24.5174-0526.3 331365	L= 520
118 d	105	09/09→10/13					
120 d	120	09/07→10/13	→	am Bremsattel	2	24.5125-0230.3 331277	L= 230
120 d	130	09/07→10/13				24.5137-0221.3 331302	L= 221
120 i	115	09/09→10/13	→		2	83.7850-0180.3 331054	L= 180
123 d	150	10/07→10/13					
125 i	160	03/08→10/13					
135 i	225	10/07→10/13					
135 i	240	10/07→10/13					
120 d	145	09/07→10/13	←	10/07→	2	24.5174-0526.3 331365	L= 520
			→	am Bremsattel; 10/07→	2	24.5125-0230.3 331277	L= 230
						24.5137-0221.3 331302	L= 221
			→	10/07→	2	83.7850-0180.3 331054	L= 180
120 i	125	10/07→10/13	←	09/09→	2	24.5174-0526.3 331365	L= 520
			→	am Bremsattel; 09/09→	2	24.5125-0230.3 331277	L= 230
						24.5137-0221.3 331302	L= 221
			→	09/09→	2	83.7850-0180.3 331054	L= 180
M	250	03/11→06/12	←	05/11→	2	83.7751-0502.3 331109	L= 502
			→	am Bremsattel; 05/11→	2	24.5125-0230.3 331277	L= 230
						24.5137-0221.3 331302	L= 221
			→	05/11→	2	83.7850-0180.3 331054	L= 180
<b>BMW - 2 Active Tourer (F45) 11/13→</b>							
<b> Bremsschlauch</b>							
214 d	70	07/14→02/18	→	03/15→	2	24.5169-0455.3 331591	L= 455
216 d	85	03/14→	→	10/14→	2	24.5169-0455.3 331591	L= 455
218 i	100	07/14→02/18					
220 d xDrive	140	03/14→					
220 i	141	03/14→					
225 i	170	11/13→					
225 i xDrive	170	03/14→					
216 i	75	02/15→02/18	→	11/15→	2	24.5169-0455.3 331591	L= 455
218 d xDrive	100	12/14→					
218 d xDrive	110	12/14→					
216 i	80	03/18→	→		2	24.5169-0455.3 331591	L= 455
218 d	110	11/13→					
218 i	103	03/18→					
220 d	140	03/14→					
220 i	131	11/20→					
225 xe Plug-in-Hybrid	92	11/20→					
225 xe Plug-in-Hybrid	162	11/20→					
218 d	100	11/13→	→	09/14→	2	24.5169-0455.3 331591	L= 455
220 d	120	03/14→	→	11/14→	2	24.5169-0455.3 331591	L= 455
220 d xDrive	120	03/14→					
220 i	120	03/14→					
225 xe Plug-in-Hybrid	100	11/14→	→	03/16→	2	24.5169-0455.3 331591	L= 455
225 xe Plug-in-Hybrid	165	11/14→					
<b>BMW - 2 Active Tourer Van (F45) 11/13→</b>							
<b> Bremsschlauch</b>							
218 i	103	03/18→	→		2	24.5169-0455.3 331591	L= 455

	kW			 	! #		
<b>BMW - 2 Cabriolet (F23) 03/14→</b>							
 <b>Bremsschlauch</b>							
218 d	100	07/15→	←		2	24.5169-0590.3 331422	L= 355
218 d	110	07/15→					
218 i	100	03/15→	→		2	24.5125-0230.3 331277	L= 230
220 i	135	09/15→					
225 d	165	07/15→					
228 i	180	11/14→					
230 i	185	07/16→					
M 235 i	240	11/14→					
M 235 i xDrive	240	07/15→					
M 240 i	250	09/15→					
M 240 i xDrive	250	09/15→					
220 d	120	03/14→	←	07/15→	2	24.5169-0590.3 331422	L= 355
			→	11/14→	2	24.5125-0230.3 331277	L= 230
220 d	140	03/14→	←	11/14→	2	24.5169-0590.3 331422	L= 355
220 i	135	04/14→07/16	→	11/14→	2	24.5125-0230.3 331277	L= 230
<b>BMW - 2 Coupe (F22, F87) 10/12→</b>							
 <b>Bremsschlauch</b>							
218 d	100	03/14→	←		2	24.5169-0590.3 331422	L= 355
218 d	105	03/14→06/15					
218 d	110	07/15→	→		2	24.5125-0230.3 331277	L= 230
218 i	100	03/15→					
220 d	120	11/14→					
220 d xDrive	120	03/15→					
220 i	135	10/13→					
220 i	135	09/15→					
225 d	160	01/14→					
225 d	165	07/15→					
228 i	180	07/14→					
230 i	185	07/16→					
M 235 i	240	10/13→					
M 235 i xDrive	240	07/14→					
M 240 i	250	09/15→					
M 240 i xDrive	250	09/15→					
220 d	135	10/12→11/14	←	10/13→	2	24.5169-0590.3 331422	L= 355
220 d	147	10/12→11/14	→	10/13→	2	24.5125-0230.3 331277	L= 230
220 d	140	03/14→	←	11/14→	2	24.5169-0590.3 331422	L= 355
			→	11/14→	2	24.5125-0230.3 331277	L= 230
220 d xDrive	140	06/14→	←	03/15→	2	24.5169-0590.3 331422	L= 355
			→	03/15→	2	24.5125-0230.3 331277	L= 230
<b>BMW - 2 Gran Coupe (F44) 11/19→</b>							
 <b>Bremsschlauch</b>							
216 d	85	03/20→	→		2	24.5169-0455.3 331591	L= 455
218 d	100	11/19→					
218 d	110	07/20→					
218 i	103	11/19→					
220 d	120	11/19→					
220 d	140	11/19→					
220 d xDrive	140	07/20→					
M 235 i xDrive	225	11/19→					
<b>BMW - 2 Gran Tourer (F46) 07/14→</b>							
 <b>Bremsschlauch</b>							
214 d	70	07/15→02/18	→		2	24.5169-0455.3 331591	L= 455
216 i	80	03/18→					
218 d	110	07/14→					
218 d xDrive	100	03/15→					
218 d xDrive	110	03/15→					
218 i	100	03/15→02/18					
218 i	103	04/17→					
220 d	140	09/14→					
220 d xDrive	120	03/15→02/18					
220 d xDrive	140	03/15→02/18					
220 i	141	03/15→02/18					
216 d	85	08/14→	→	03/15→	2	24.5169-0455.3 331591	L= 455
218 d	100	07/14→					
216 i	75	09/14→02/18	→	07/15→	2	24.5169-0455.3 331591	L= 455
220 d	120	09/14→					
<b>BMW - 2 Gran Tourer Van (F46) 07/14→</b>							
 <b>Bremsschlauch</b>							
218 i	103	03/18→	→		2	24.5169-0455.3 331591	L= 455








	kW			 	! #				
<b>BMW - 3 (E36) 09/90→11/98</b>									
<b>Bremssattel</b>									
316 i	75	09/93→05/98	←	☐		24.3541-9667.5	240529	ATE - Halter	
			←	☐		24.3541-9668.5	240530	ATE - Halter	
			→	☐; + ABS		24.3361-8503.5	240513	ATE - Halter	
			→	☐; + ABS		24.3361-8504.5	240514	ATE - Halter	
318 i 318 tds	85 66	09/93→11/98 01/95→02/98	←	☐; für erhöhte Nutzlast		11.9541-9588.2	220420	ATE - Halter	
			←	☐; für erhöhte Nutzlast		24.3541-9588.5	240528	ATE - Halter	
			←	☐; nicht für erhöhte Nutzlast		24.3541-9667.5	240529	ATE - Halter	
			←	☐; nicht für erhöhte Nutzlast		24.3541-9668.5	240530	ATE - Halter	
			→	☐; + ABS		24.3361-8503.5	240513	ATE - Halter	
			→	☐; + ABS		24.3361-8504.5	240514	ATE - Halter	
318 is 318 is 325 i 325 tds	103 103 141 105	09/93→12/95 01/96→05/98 09/90→12/95 05/93→02/98	←	☐		11.9541-9588.2	220420	ATE - Halter	
			←	☐		24.3541-9588.5	240528	ATE - Halter	
			←	☐		24.3541-9587.5	240527	ATE - Halter	
			→	☐		24.3361-8503.5	240513	ATE - Halter	
320 i 325 td	110 85	01/91→02/98 09/91→02/98	←	☐		11.9541-9588.2	220420	ATE - Halter	
			←	☐		24.3541-9588.5	240528	ATE - Halter	
			→	☐; + ABS		24.3361-8503.5	240513	ATE - Halter	
			→	☐; + ABS		24.3361-8504.5	240514	ATE - Halter	
323 i 328 i	125 142	05/95→11/98 01/95→04/98	←	☐		11.9541-9588.2	220420	ATE - Halter	
			←	☐		24.3541-9588.5	240528	ATE - Halter	
			→	☐; → 02/98		24.3381-9959.5	240517	ATE - Halter	
			→	☐; → 02/98		24.3381-9960.5	240518	ATE - Halter	
M3 3.0 M3 3.2	210 236	10/94→07/95 10/95→01/98	←	☐		24.3601-8515.5	240689	ATE - Halter	
			←	☐		24.3601-8516.5	240690	ATE - Halter	
<b>Halter, Bremssattel</b>									
316 i	75	09/93→05/98	←		2	11.0230-0444.1	260104	ATE	
318 i 318 tds	85 66	09/93→11/98 01/95→02/98	←	nicht für erhöhte Nutzlast	2	11.0230-0444.1	260104	ATE	
			←	für erhöhte Nutzlast	2	11.8170-0729.1	260107	ATE	
318 is 318 is 320 i 323 i 325 i 325 td 325 tds 328 i	103 103 110 125 141 85 105 142	09/93→12/95 01/96→05/98 01/91→02/98 05/95→11/98 09/90→12/95 09/91→02/98 05/93→02/98 01/95→04/98	←		2	11.8170-0729.1	260107	ATE	
			←						
			←						
			←						
			←						
			←						
			←						
			←						
<b>Feder, Bremssattel</b>									
316 i 318 i 318 tds	75 85 66	09/93→05/98 09/93→11/98 01/95→02/98			2	11.8116-0109.1	390495	ATE	
					2	11.8116-0206.1	390593	ATE	
			→	+ ABS	2	11.8116-0066.1	390577	ATE	
318 is 318 is 320 i 323 i 325 i 325 td 325 tds 328 i	103 103 110 125 141 85 105 142	09/93→12/95 01/96→05/98 01/91→02/98 05/95→11/98 09/90→12/95 09/91→02/98 05/93→02/98 01/95→04/98			2	11.8116-0109.1	390495	ATE	
					2	11.8116-0206.1	390593	ATE	
			→		2	11.8116-0066.1	390577	ATE	
M3 3.0 M3 3.2	210 236	10/94→07/95 10/95→01/98			2	11.8116-0083.1	390501	ATE	
			→		2	11.8116-0066.1	390577	ATE	
<b>Führungshülzensatz, Bremssattel</b>									
316 i 318 i 318 tds	75 85 66	09/93→05/98 09/93→11/98 01/95→02/98	←			11.0101-5402.2	260009	ATE	
			→	+ ABS		11.0101-5402.2	260009	ATE	
318 is 318 is 320 i	103 103 110	09/93→12/95 01/96→05/98 01/91→02/98	←			11.0101-5402.2	260009	ATE	
			→			11.0101-5402.2	260009	ATE	
↓									








	kw			 	! #		
<b>BMW - 3 (E36) 09/90→11/98</b>							
<b>Führungshülzensatz, Bremsattel</b>							
323 i	125	05/95→11/98	←		2	11.0101-5402.2 260009	ATE
325 i	141	09/90→12/95					
325 td	85	09/91→02/98	→		2	11.0101-5402.2 260009	ATE
325 tds	105	05/93→02/98					
328 i	142	01/95→04/98					
M3 3.0	210	10/94→07/95					
M3 3.2	236	10/95→01/98					
<b>Führungsbolzen, Bremsattel</b>							
316 i	75	09/93→05/98		+ ABS	2	11.8171-0008.1 990049	ATE
			←		2	11.8171-0008.1 990049	ATE
318 i	85	09/93→11/98		für erhöhte Nutzlast	2	11.8171-0008.1 990049	ATE
318 tds	66	01/95→02/98		+ ABS	2	11.8171-0008.1 990049	ATE
			←	nicht für erhöhte Nutzlast	2	11.8171-0008.1 990049	ATE
318 is	103	09/93→12/95			2	11.8171-0008.1 990049	ATE
318 is	103	01/96→05/98					
323 i	125	05/95→11/98					
325 i	141	09/90→12/95					
325 tds	105	05/93→02/98					
328 i	142	01/95→04/98					
M3 3.0	210	10/94→07/95					
M3 3.2	236	10/95→01/98					
320 i	110	01/91→02/98	←		2	11.8171-0008.1 990049	ATE
325 td	85	09/91→02/98	→		2	11.8171-0008.1 990049	ATE
<b>Dichtungssatz, Bremsattel</b>							
316 i	75	09/93→05/98	←			11.0441-5402.2 250028	ATE
318 i	85	09/93→11/98					
318 tds	66	01/95→02/98	→	+ ABS		11.0441-3602.2 250008	ATE
318 is	103	09/93→12/95	←			11.0441-5402.2 250028	ATE
318 is	103	01/96→05/98					
320 i	110	01/91→02/98	→			11.0441-3602.2 250008	ATE
325 i	141	09/90→12/95					
325 td	85	09/91→02/98					
325 tds	105	05/93→02/98					
323 i	125	05/95→11/98	←			11.0441-5402.2 250028	ATE
328 i	142	01/95→04/98	→			11.0441-3803.2 250010	ATE
M3 3.0	210	10/94→07/95	←			11.0441-6003.2 250037	
M3 3.2	236	10/95→01/98	→			11.0441-4002.2 250011	ATE
<b> Bremsschlauch</b>							
316 i	75	09/93→05/98	←		2	24.5103-0430.3 331408	L= 430
318 i	85	09/93→11/98					
318 tds	66	01/95→02/98	→	für Fahrzeuge mit Trommelbremse an der Hinterachse; + ASR	2	24.5169-0458.3 331429	L= 460
			→	am Bremsattel; + ABS	2	24.5170-0201.3 331450	L= 201
			→	für Fahrzeuge mit Trommelbremse an der Hinterachse	2	24.5202-0204.3 331402	L= 200
			→	+ ABS	2	24.5202-0204.3 331402	L= 200
318 is	103	09/93→12/95	←		2	24.5103-0430.3 331408	L= 430
318 is	103	01/96→05/98					
323 i	125	05/95→11/98	→	+ ASR	2	24.5169-0458.3 331429	L= 460
325 td	85	09/91→02/98	→	am Bremsattel	2	24.5170-0201.3 331450	L= 201
325 tds	105	05/93→02/98					
328 i	142	01/95→04/98	→		2	24.5202-0204.3 331402	L= 200
320 i	110	01/91→02/98	←		2	24.5103-0430.3 331408	L= 430
			→		2	24.5169-0458.3 331429	L= 460
			→			24.5202-0204.3 331402	L= 200
			→	am Bremsattel	2	24.5170-0201.3 331450	L= 201
325 i	141	09/90→12/95	←		2	24.5103-0430.3 331408	L= 430
			←	⚠; + ASC; für Linkslenker	1	83.6204-0143.3 330304	L= 145
			→	+ ASR	2	24.5169-0458.3 331429	L= 460
			→	am Bremsattel	2	24.5170-0201.3 331450	L= 201
			→		2	24.5202-0204.3 331402	L= 200
M3 3.0	210	10/94→07/95	←		2	83.6150-0451.3 330283	L= 450
M3 3.2	236	10/95→01/98	→		2	24.5169-0458.3 331429	L= 460
			→			24.5202-0204.3 331402	L= 200
			→	am Bremsattel	2	83.6124-0218.3 330455	L= 215












	kw			 	! #		
<b>BMW - 3 (E46) 12/97→05/05</b>							
<b>Bremssattel</b>							
316 i	77	04/00→02/05	←	☐		11.9541-9588.2 220420	ATE - Halter
			←	☐		24.3541-9588.5 240528	ATE - Halter
			→	☐		24.3541-9587.5 240527	ATE - Halter
			→	☐		24.3401-1705.5 240423	ATE - Halter
			→	☐		24.3401-1706.5 240424	ATE - Halter
316 i	85	06/02→02/05	←	☐		11.9541-9588.2 220420	ATE - Halter
316 i	85	02/02→02/05	←	☐		24.3541-9588.5 240528	ATE - Halter
316 i	77	12/98→02/02	←	☐		24.3541-9587.5 240527	ATE - Halter
318 i	87	12/97→09/01	←	☐		24.3541-9587.5 240527	ATE - Halter
			→	☐; für erhöhte Nutzlast		24.3401-1703.5 240351	ATE - Halter
			→	☐; für erhöhte Nutzlast		24.3401-1704.5 240352	ATE - Halter
			→	☐; nicht für erhöhte Nutzlast		24.3401-1705.5 240423	ATE - Halter
			→	☐; nicht für erhöhte Nutzlast		24.3401-1706.5 240424	ATE - Halter
318 d	85	09/01→03/03	←	☐		11.9541-9588.2 220420	ATE - Halter
318 d	85	03/03→02/05	←	☐		24.3541-9588.5 240528	ATE - Halter
318 i	100	09/01→02/05	←	☐		24.3541-9587.5 240527	ATE - Halter
318 i	105	09/01→02/05	←	☐		24.3541-9587.5 240527	ATE - Halter
320 d	95	02/98→08/01	→	☐		24.3401-1703.5 240351	ATE - Halter
320 d	100	04/98→09/01	→	☐		24.3401-1703.5 240351	ATE - Halter
320 d	110	09/01→05/05	→	☐		24.3401-1704.5 240352	ATE - Halter
320 i	110	03/98→09/00					
320 i	120	09/00→02/05					
320 i	125	09/00→02/05					
323 i	120	03/98→09/00					
323 i	125	03/98→09/00					
328 i	142	02/98→06/00					
325 i	141	09/00→02/05	←	☐; nicht für erhöhte Nutzlast		11.9541-9588.2 220420	ATE - Halter
325 xi	141	09/00→02/05	←	☐; nicht für erhöhte Nutzlast		24.3541-9588.5 240528	ATE - Halter
			←	☐; nicht für erhöhte Nutzlast		24.3541-9587.5 240527	ATE - Halter
			←	☐; für erhöhte Nutzlast		24.3571-1733.5 240349	ATE - Halter
			←	☐; für erhöhte Nutzlast		24.3571-1734.5 240350	ATE - Halter
			→	☐; nicht für erhöhte Nutzlast		24.3401-1703.5 240351	ATE - Halter
			→	☐; nicht für erhöhte Nutzlast		24.3401-1704.5 240352	ATE - Halter
			→	☐; für erhöhte Nutzlast		24.3401-9951.5 240667	ATE - Halter
			→	☐; für erhöhte Nutzlast		24.3401-9952.5 240668	ATE - Halter
330 d	135	10/99→02/05	←	☐		24.3571-1733.5 240349	ATE - Halter
330 d	150	03/03→02/05	←	☐		24.3571-1734.5 240350	ATE - Halter
330 i	170	06/00→02/05	←	☐		24.3571-1734.5 240350	ATE - Halter
			→	☐		24.3421-1705.5 240353	ATE - Halter
			→	☐		24.3421-1706.5 240354	ATE - Halter
330 i	168	01/01→04/05	←	☐; → 02/05		24.3571-1733.5 240349	ATE - Halter
			←	☐; → 02/05		24.3571-1734.5 240350	ATE - Halter
			→	☐; → 02/05		24.3421-1705.5 240353	ATE - Halter
			→	☐; → 02/05		24.3421-1706.5 240354	ATE - Halter
330 xd	135	01/00→02/03	←	☐; 06/00→		24.3571-1733.5 240349	ATE - Halter
			←	☐; 06/00→		24.3571-1734.5 240350	ATE - Halter
			→	☐; 06/00→		24.3401-9951.5 240667	ATE - Halter
			→	☐; 06/00→		24.3401-9952.5 240668	ATE - Halter
330 xd	150	09/02→12/04	←	☐; 03/03→		24.3571-1733.5 240349	ATE - Halter
			←	☐; 03/03→		24.3571-1734.5 240350	ATE - Halter
			→	☐; 03/03→		24.3401-9951.5 240667	ATE - Halter
			→	☐; 03/03→		24.3401-9952.5 240668	ATE - Halter
330 xi	170	06/00→02/05	←	☐		24.3571-1733.5 240349	ATE - Halter
			←	☐		24.3571-1734.5 240350	ATE - Halter
			→	☐		24.3401-9951.5 240667	ATE - Halter
			→	☐		24.3401-9952.5 240668	ATE - Halter
<b>Halter, Bremssattel</b>							
316 i	77	04/00→02/05	←		2	11.8170-0729.1 260107	ATE
316 i	85	06/02→02/05					
316 i	85	02/02→02/05					
316 i	77	12/98→02/02					
↓							











	kW			 	! #		
<b>BMW - 3 (E46) 12/97→05/05</b>							
<b>Halter, Bremssattel</b>							
318 d	85	09/01→03/03	←		2	11.8170-0729.1 260107	ATE
318 d	85	03/03→02/05					
318 i	87	12/97→09/01					
320 d	95	02/98→08/01					
320 d	100	04/98→09/01					
320 i	110	03/98→09/00					
323 i	120	03/98→09/00					
323 i	125	03/98→09/00					
318 i	100	09/01→02/05	←	nicht für erhöhte Nutzlast	2	11.8170-0729.1 260107	ATE
318 i	105	09/01→02/05					
320 i	120	09/00→02/05	←	für erhöhte Nutzlast	2	11.8170-0730.1 260108	ATE
320 i	125	09/00→02/05					
320 d	110	09/01→05/05	←		2	11.8170-0730.1 260108	ATE
328 i	142	02/98→06/00					
325 i	141	09/00→02/05	←	nicht für erhöhte Nutzlast	2	11.8170-0730.1 260108	ATE
325 xi	141	09/00→02/05					
<b>Feder, Bremssattel</b>							
316 i	77	04/00→02/05			2	11.8116-0109.1 390495	ATE
316 i	85	06/02→02/05				11.8116-0206.1 390593	ATE
316 i	85	02/02→02/05					
316 i	77	12/98→02/02	→		2	11.8116-0066.1 390577	ATE
318 d	85	09/01→03/03					
318 d	85	03/03→02/05					
318 i	87	12/97→09/01					
318 i	100	09/01→02/05					
318 i	105	09/01→02/05					
320 d	95	02/98→08/01					
320 d	100	04/98→09/01					
320 d	110	09/01→05/05					
320 i	110	03/98→09/00					
320 i	120	09/00→02/05					
320 i	125	09/00→02/05					
323 i	120	03/98→09/00					
323 i	125	03/98→09/00					
328 i	142	02/98→06/00					
325 i	141	09/00→02/05		nicht für erhöhte Nutzlast	2	11.8116-0109.1 390495	ATE
325 xi	141	09/00→02/05				11.8116-0206.1 390593	ATE
				für erhöhte Nutzlast	2	11.8116-0273.1 390515	ATE
			→	nicht für erhöhte Nutzlast	2	11.8116-0066.1 390577	ATE
			→	für erhöhte Nutzlast	2	11.8116-0094.1 390504	ATE
330 d	135	10/99→02/05			2	11.8116-0273.1 390515	ATE
330 d	150	03/03→02/05					
330 i	170	06/00→02/05	→		2	11.8116-0296.1 390445	ATE
330 i	168	01/01→04/05		→ 02/05	2	11.8116-0273.1 390515	ATE
				→ 02/05	2	11.8116-0296.1 390445	ATE
330 xd	135	01/00→02/03		06/00→	2	11.8116-0273.1 390515	ATE
				06/00→	2	11.8116-0094.1 390504	ATE
330 xd	150	09/02→12/04		03/03→	2	11.8116-0273.1 390515	ATE
				03/03→	2	11.8116-0094.1 390504	ATE
330 xi	170	06/00→02/05			2	11.8116-0273.1 390515	ATE
					2	11.8116-0094.1 390504	ATE
<b>Führungshülzensatz, Bremssattel</b>							
316 i	77	04/00→02/05	←			11.0101-5402.2 260009	ATE
316 i	85	06/02→02/05					
316 i	85	02/02→02/05	→			11.0101-5402.2 260009	ATE
316 i	77	12/98→02/02					
318 d	85	09/01→03/03					
318 d	85	03/03→02/05					
318 i	87	12/97→09/01					
318 i	100	09/01→02/05					
318 i	105	09/01→02/05					
320 d	95	02/98→08/01					
320 d	100	04/98→09/01					
320 d	110	09/01→05/05					
320 i	110	03/98→09/00					
320 i	120	09/00→02/05					
320 i	125	09/00→02/05					
323 i	120	03/98→09/00					
323 i	125	03/98→09/00					
325 i	141	09/00→02/05					
325 xi	141	09/00→02/05					
328 i	142	02/98→06/00					
330 d	135	10/99→02/05					
330 d	150	03/03→02/05					
↓							









	kw			 	! #		
<b>BMW - 3 (E46) 12/97→05/05</b>							
<b>Führungshülzensatz, Bremssattel</b>							
330 i	170	06/00→02/05	←			11.0101-5402.2 260009	ATE
330 xi	170	06/00→02/05	→			11.0101-5402.2 260009	ATE
330 i	168	01/01→04/05	←	→ 02/05		11.0101-5402.2 260009	ATE
			→	→ 02/05		11.0101-5402.2 260009	ATE
330 xd	135	01/00→02/03	←	06/00→		11.0101-5402.2 260009	ATE
			→	06/00→		11.0101-5402.2 260009	ATE
330 xd	150	09/02→12/04	←	03/03→		11.0101-5402.2 260009	ATE
			→	03/03→		11.0101-5402.2 260009	ATE
<b>Führungsbolzen, Bremssattel</b>							
316 i	77	04/00→02/05			2	11.8171-0008.1 990049	ATE
			→		2	11.8171-0008.1 990049	ATE
316 i	85	06/02→02/05		für erhöhte Nutzlast	2	11.8171-0008.1 990049	ATE
316 i	85	02/02→02/05			2	11.8171-0008.1 990049	ATE
316 i	77	12/98→02/02			2	11.8171-0008.1 990049	ATE
318 i	87	12/97→09/01	→	nicht für erhöhte Nutzlast	2	11.8171-0008.1 990049	ATE
318 d	85	09/01→03/03			2	11.8171-0008.1 990049	ATE
318 d	85	03/03→02/05					
318 i	100	09/01→02/05					
318 i	105	09/01→02/05					
320 d	95	02/98→08/01					
320 d	100	04/98→09/01					
320 d	110	09/01→05/05					
320 i	110	03/98→09/00					
320 i	120	09/00→02/05					
320 i	125	09/00→02/05					
323 i	120	03/98→09/00					
323 i	125	03/98→09/00					
325 i	141	09/00→02/05					
325 xi	141	09/00→02/05					
328 i	142	02/98→06/00					
330 d	135	10/99→02/05					
330 d	150	03/03→02/05					
330 i	170	06/00→02/05					
330 xi	170	06/00→02/05					
330 i	168	01/01→04/05		→ 02/05	2	11.8171-0008.1 990049	ATE
330 xd	135	01/00→02/03		06/00→	2	11.8171-0008.1 990049	ATE
330 xd	150	09/02→12/04		03/03→	2	11.8171-0008.1 990049	ATE
<b>Dichtungssatz, Bremssattel</b>							
316 i	77	04/00→02/05	←			11.0441-5402.2 250028	ATE
316 i	85	06/02→02/05	→			11.0441-4002.2 250011	ATE
316 i	85	02/02→02/05					
316 i	77	12/98→02/02					
318 d	85	09/01→03/03					
318 d	85	03/03→02/05					
318 i	87	12/97→09/01					
318 i	100	09/01→02/05					
318 i	105	09/01→02/05					
320 d	95	02/98→08/01					
320 d	100	04/98→09/01					
320 d	110	09/01→05/05					
320 i	110	03/98→09/00					
320 i	120	09/00→02/05					
320 i	125	09/00→02/05					
323 i	120	03/98→09/00					
323 i	125	03/98→09/00					
328 i	142	02/98→06/00					
325 i	141	09/00→02/05	←	nicht für erhöhte Nutzlast		11.0441-5402.2 250028	ATE
325 xi	141	09/00→02/05	→	nicht für erhöhte Nutzlast		11.0441-4002.2 250011	ATE
<b>Bremsschlauch</b>							
316 i	77	04/00→02/05	←		2	83.6152-0406.3 330789	L= 405
316 i	85	06/02→02/05	→		2	24.5169-0458.3 331429	L= 460
316 i	85	02/02→02/05					
316 i	77	12/98→02/02					
318 d	85	09/01→03/03					
318 d	85	03/03→02/05					
318 i	87	12/97→09/01					
318 i	100	09/01→02/05					
318 i	105	09/01→02/05					
320 d	95	02/98→08/01					
320 d	100	04/98→09/01					
320 d	110	09/01→05/05					
↓							








	kw			 	! #		
<b>BMW - 3 (E46) 12/97→05/05</b>							
 <b>Bremsschlauch</b>							
320 i	110	03/98→09/00	←		2	83.6152-0406.3 330789	L= 405
320 i	120	09/00→02/05	→		2	24.5169-0458.3 331429	L= 460
320 i	125	09/00→02/05					
323 i	120	03/98→09/00					
323 i	125	03/98→09/00					
325 i	141	09/00→02/05					
328 i	142	02/98→06/00					
330 d	135	10/99→02/05					
330 d	150	03/03→02/05					
330 i	170	06/00→02/05					
325 xi	141	09/00→02/05	←		2	83.7752-0460.3 331337	L= 460
330 xi	170	06/00→02/05	→		2	24.5169-0458.3 331429	L= 460
330 i	168	01/01→04/05	←	→ 02/05	2	83.6152-0406.3 330789	L= 405
			→	→ 02/05	2	24.5169-0458.3 331429	L= 460
330 xd	135	01/00→02/03	←	06/00→	2	83.7752-0460.3 331337	L= 460
			→	06/00→	2	24.5169-0458.3 331429	L= 460
330 xd	150	09/02→12/04	←	03/03→	2	83.7752-0460.3 331337	L= 460
			→	03/03→	2	24.5169-0458.3 331429	L= 460
<b>BMW - 3 (E90) 02/04→02/12</b>							
 <b>Bremssattel</b>							
316 d	85	07/09→12/11	←	☐		24.3541-9521.5 240723	ATE - Halter
316 i	90	09/07→10/11	←	☐		24.3541-9522.5 240724	ATE - Halter
			→	☐		24.3401-1707.5 240912	TRW - Halter
			→	☐		24.3401-1708.5 240913	TRW - Halter
316 i	85	09/05→10/11	←	☐; → 08/07		24.3541-9575.5 240681	ATE - Halter
			←	☐; → 08/07		24.3541-9576.5 240682	ATE - Halter
			→	☐; → 08/07		24.3401-1707.5 240912	TRW - Halter
			→	☐; → 08/07		24.3401-1708.5 240913	TRW - Halter
318 d	90	03/05→08/07	←	☐; 09/05→; nicht für erhöhte Nutzlast		24.3541-9575.5 240681	ATE - Halter
			←	☐; 09/05→; nicht für erhöhte Nutzlast		24.3541-9576.5 240682	ATE - Halter
			←	☐; 09/05→; für erhöhte Nutzlast		24.3571-9753.5 241092	ATE - Halter
			←	☐; 09/05→; für erhöhte Nutzlast		24.3571-9754.5 241093	ATE - Halter
			→	☐; 09/05→; nicht für erhöhte Nutzlast		24.3401-1707.5 240912	TRW - Halter
			→	☐; 09/05→; nicht für erhöhte Nutzlast		24.3401-1708.5 240913	TRW - Halter
			→	☐; 09/05→; für erhöhte Nutzlast		24.3421-9911.5 240948	ATE - Halter
			→	☐; 09/05→; für erhöhte Nutzlast		24.3421-9912.5 240949	ATE - Halter
318 d	100	09/07→10/11	←	☐		24.3541-9521.5 240723	ATE - Halter
318 i	100	09/07→10/11	←	☐		24.3541-9522.5 240724	ATE - Halter
318 i	105	09/07→10/11	→	☐		24.3421-9911.5 240948	ATE - Halter
			→	☐		24.3421-9912.5 240949	ATE - Halter
318 d	105	02/07→10/11	←	☐		24.3541-9521.5 240723	ATE - Halter
			←	☐		24.3541-9522.5 240724	ATE - Halter
			→	☐; 09/07→		24.3421-9911.5 240948	ATE - Halter
			→	☐; 09/07→		24.3421-9912.5 240949	ATE - Halter
318 i	95	09/05→08/07	←	☐; 03/07→; nicht für erhöhte Nutzlast; Motorcode: N46N		24.3541-9521.5 240723	ATE - Halter
320 i	110	12/04→08/07	←	☐; 03/07→; nicht für erhöhte Nutzlast; Motorcode: N46N		24.3541-9522.5 240724	ATE - Halter
			←	☐; nicht für erhöhte Nutzlast; Motorcode: N46		24.3541-9575.5 240681	ATE - Halter
			←	☐; nicht für erhöhte Nutzlast; Motorcode: N46		24.3541-9576.5 240682	ATE - Halter
			←	☐; Motorcode: N46; für erhöhte Nutzlast		24.3571-9753.5 241092	ATE - Halter
			←	☐; 03/07→; Motorcode: N46N; für erhöhte Nutzlast		24.3571-9753.5 241092	ATE - Halter
			←	☐; Motorcode: N46; für erhöhte Nutzlast		24.3571-9754.5 241093	ATE - Halter
			←	☐; 03/07→; Motorcode: N46N; für erhöhte Nutzlast		24.3571-9754.5 241093	ATE - Halter










	kw			 	! #			
<b>BMW - 3 (E90) 02/04→02/12</b>								
 <b>Bremssattel</b>								
318 i 320 i	95 110	09/05→08/07 12/04→08/07	➡	☐; nicht für erhöhte Nutzlast; Motorcode: N46		24.3401-1707.5	240912	TRW - Halter
			➡	☐; nicht für erhöhte Nutzlast; Motorcode: N46		24.3401-1708.5	240913	TRW - Halter
			➡	☐; 03/07→; Motorcode: N46N		24.3421-9911.5	240948	ATE - Halter
			➡	☐; für erhöhte Nutzlast; Motorcode: N46		24.3421-9911.5	240948	ATE - Halter
			➡	☐; für erhöhte Nutzlast; Motorcode: N46		24.3421-9912.5	240949	ATE - Halter
			➡	☐; 03/07→; Motorcode: N46N		24.3421-9912.5	240949	ATE - Halter
320 d	110	12/04→09/07	←	☐; nicht für Behördenfahrzeuge		24.3571-9753.5	241092	ATE - Halter
			←	☐; nicht für Behördenfahrzeuge		24.3571-9754.5	241093	ATE - Halter
			➡	☐; 09/05→; nicht für Behördenfahrzeuge		24.3421-9911.5	240948	ATE - Halter
			➡	☐; 09/05→; nicht für Behördenfahrzeuge		24.3421-9912.5	240949	ATE - Halter
			➡	☐; für Behördenfahrzeuge		24.3441-9957.5	240671	ATE - Halter
			➡	☐; für Behördenfahrzeuge		24.3441-9958.5	240672	ATE - Halter
320 d	120	12/04→10/11	←	☐; nicht für Behördenfahrzeuge		24.3571-9753.5	241092	ATE - Halter
			←	☐; nicht für Behördenfahrzeuge		24.3571-9754.5	241093	ATE - Halter
			➡	☐		24.3421-9911.5	240948	ATE - Halter
			➡	☐		24.3421-9912.5	240949	ATE - Halter
320 d 320 d 320 d xDrive 320 d xDrive 320 d xDrive	130 135 120 130 135	09/07→02/10 03/10→10/11 09/08→10/11 09/08→02/10 03/10→10/11	←	☐; nicht für Behördenfahrzeuge		24.3571-9753.5	241092	ATE - Halter
			←	☐; nicht für Behördenfahrzeuge		24.3571-9754.5	241093	ATE - Halter
			➡	☐; nicht für Behördenfahrzeuge		24.3421-9911.5	240948	ATE - Halter
			➡	☐; nicht für Behördenfahrzeuge		24.3421-9912.5	240949	ATE - Halter
			➡	☐; für Behördenfahrzeuge		24.3441-9957.5	240671	ATE - Halter
			➡	☐; für Behördenfahrzeuge		24.3441-9958.5	240672	ATE - Halter
320 i	115	02/07→12/11	←	☐; 03/07→ 08/07; nicht für erhöhte Nutzlast; Motorcode: N46N		24.3541-9521.5	240723	ATE - Halter
			←	☐; 03/07→ 08/07; nicht für erhöhte Nutzlast; Motorcode: N46N		24.3541-9522.5	240724	ATE - Halter
			←	☐; → 08/07; nicht für erhöhte Nutzlast; Motorcode: N46		24.3541-9575.5	240681	ATE - Halter
			←	☐; → 08/07; nicht für erhöhte Nutzlast; Motorcode: N46		24.3541-9576.5	240682	ATE - Halter
			←	☐; 03/07→ 08/07; Motorcode: N46N; für erhöhte Nutzlast		24.3571-9753.5	241092	ATE - Halter
			←	☐; → 08/07; Motorcode: N46; für erhöhte Nutzlast		24.3571-9753.5	241092	ATE - Halter
			←	☐; 03/07→ 08/07; Motorcode: N46N; für erhöhte Nutzlast		24.3571-9754.5	241093	ATE - Halter
			←	☐; → 08/07; Motorcode: N46; für erhöhte Nutzlast		24.3571-9754.5	241093	ATE - Halter
			➡	☐; → 08/07; nicht für erhöhte Nutzlast; Motorcode: N46		24.3401-1707.5	240912	TRW - Halter
			➡	☐; → 08/07; nicht für erhöhte Nutzlast; Motorcode: N46		24.3401-1708.5	240913	TRW - Halter
			➡	☐; → 08/07; für erhöhte Nutzlast; Motorcode: N46		24.3421-9911.5	240948	ATE - Halter
			➡	☐; 03/07→ 08/07; Motorcode: N46N		24.3421-9911.5	240948	ATE - Halter
			➡	☐; 03/07→ 08/07; Motorcode: N46N		24.3421-9912.5	240949	ATE - Halter
			➡	☐; → 08/07; für erhöhte Nutzlast; Motorcode: N46		24.3421-9912.5	240949	ATE - Halter
320 i	120	03/07→12/11	←	☐; nicht für erhöhte Nutzlast		24.3541-9521.5	240723	ATE - Halter
			←	☐; nicht für erhöhte Nutzlast		24.3541-9522.5	240724	ATE - Halter
			←	☐; für erhöhte Nutzlast		24.3571-9753.5	241092	ATE - Halter
			←	☐; für erhöhte Nutzlast		24.3571-9754.5	241093	ATE - Halter
			➡	☐; 09/07→		24.3421-9911.5	240948	ATE - Halter
			➡	☐; 09/07→		24.3421-9912.5	240949	ATE - Halter
320 i	125	09/07→10/11	←	☐; nicht für erhöhte Nutzlast		24.3541-9521.5	240723	ATE - Halter
			←	☐; nicht für erhöhte Nutzlast		24.3541-9522.5	240724	ATE - Halter
			←	☐; für erhöhte Nutzlast		24.3571-9753.5	241092	ATE - Halter
↓								










	kw			 	! #		
<b>BMW - 3 (E90) 02/04→02/12</b>							
 <b>Bremssattel</b>							
320 i	125	09/07→10/11	←	☐; für erhöhte Nutzlast	24.3571-9754.5	241093	ATE - Halter
			→	☐	24.3421-9911.5	240948	ATE - Halter
			→	☐	24.3421-9912.5	240949	ATE - Halter
320 si	127	09/05→08/06	←	☐	24.3571-9753.5	241092	ATE - Halter
			←	☐	24.3571-9754.5	241093	ATE - Halter
			→	☐; 06/06→	24.3421-9911.5	240948	ATE - Halter
			→	☐; 06/06→	24.3421-9912.5	240949	ATE - Halter
323 i	130	09/05→02/07	←	☐; nicht für erhöhte Nutzlast	24.3571-9753.5	241092	ATE - Halter
323 i	140	03/07→12/11	←	☐; nicht für erhöhte Nutzlast	24.3571-9754.5	241093	ATE - Halter
325 i	155	01/06→12/11	←	☐; nicht für erhöhte Nutzlast	24.3571-9754.5	241093	ATE - Halter
325 i	160	12/04→12/11	→	☐; nicht für erhöhte Nutzlast	24.3421-9911.5	240948	ATE - Halter
325 i	155	03/07→12/11	→	☐; nicht für erhöhte Nutzlast	24.3421-9912.5	240949	ATE - Halter
325 i	160	03/07→12/11	→	☐; nicht für erhöhte Nutzlast	24.3421-9912.5	240949	ATE - Halter
328 i	172	09/06→12/11	→	☐; für erhöhte Nutzlast	24.3441-9957.5	240671	ATE - Halter
			→	☐; für erhöhte Nutzlast	24.3441-9958.5	240672	ATE - Halter
325 d	145	09/06→02/10	→	☐	24.3441-9957.5	240671	ATE - Halter
325 d	150	03/10→10/11	→	☐	24.3441-9958.5	240672	ATE - Halter
330 d	155	09/05→12/11	→	☐	24.3441-9958.5	240672	ATE - Halter
330 d	170	09/05→09/08					
330 d	180	09/08→10/11					
330 d xDrive	180	09/08→10/11					
330 i	190	12/04→10/11					
330 i	200	03/07→12/11					
330 i	200	09/07→10/11					
330 i xDrive	200	09/08→10/11					
330 xd	170	09/05→08/08					
330 xi	190	09/05→08/07					
330 xi	200	09/07→08/08					
335 d	210	09/06→12/11					
335 i	225	09/06→12/11					
335 i	240	03/06→12/11					
335 i xDrive	225	09/08→10/11					
335 i xDrive	240	05/08→10/11					
335 xi	225	03/07→08/08					
335 xi	240	09/06→06/08					
325 i xDrive	160	09/08→10/11	←	☐; nicht für erhöhte Nutzlast	24.3571-9753.5	241092	ATE - Halter
			←	☐; nicht für erhöhte Nutzlast	24.3571-9754.5	241093	ATE - Halter
			→	☐; Motorcode: N53; nicht für erhöhte Nutzlast	24.3421-9911.5	240948	ATE - Halter
			→	☐; Motorcode: N53; nicht für erhöhte Nutzlast	24.3421-9912.5	240949	ATE - Halter
			→	☐; für erhöhte Nutzlast	24.3441-9957.5	240671	ATE - Halter
			→	☐; für erhöhte Nutzlast	24.3441-9958.5	240672	ATE - Halter
325 xi	160	09/05→08/08	←	☐; nicht für erhöhte Nutzlast	24.3571-9753.5	241092	ATE - Halter
			←	☐; nicht für erhöhte Nutzlast	24.3571-9754.5	241093	ATE - Halter
			→	☐; 09/07→; Motorcode: N53; nicht für erhöhte Nutzlast	24.3421-9911.5	240948	ATE - Halter
			→	☐; → 08/07; nicht für erhöhte Nutzlast; Motorcode: N52	24.3421-9911.5	240948	ATE - Halter
			→	☐; → 08/07; Motorcode: N52N; nicht für erhöhte Nutzlast	24.3421-9911.5	240948	ATE - Halter
			→	☐; 09/07→; Motorcode: N53; nicht für erhöhte Nutzlast	24.3421-9912.5	240949	ATE - Halter
			→	☐; → 08/07; Motorcode: N52N; nicht für erhöhte Nutzlast	24.3421-9912.5	240949	ATE - Halter
			→	☐; → 08/07; nicht für erhöhte Nutzlast; Motorcode: N52	24.3421-9912.5	240949	ATE - Halter
			→	☐; für erhöhte Nutzlast	24.3441-9957.5	240671	ATE - Halter
			→	☐; für erhöhte Nutzlast	24.3441-9958.5	240672	ATE - Halter
325 xi	160	09/07→08/08	←	☐; nicht für erhöhte Nutzlast	24.3571-9753.5	241092	ATE - Halter
			←	☐; nicht für erhöhte Nutzlast	24.3571-9754.5	241093	ATE - Halter
			→	☐; Motorcode: N52N; nicht für erhöhte Nutzlast	24.3421-9911.5	240948	ATE - Halter
			→	☐; nicht für erhöhte Nutzlast; Motorcode: N52	24.3421-9911.5	240948	ATE - Halter
			→	☐; Motorcode: N53; nicht für erhöhte Nutzlast	24.3421-9911.5	240948	ATE - Halter
↓							








	kw			 	! #			
<b>BMW - 3 (E90) 02/04→02/12</b>								
<b>Bremssattel</b>								
325 xi	160	09/07→08/08	➡	☐; Motorcode: N53; nicht für erhöhte Nutzlast	24.3421-9912.5	240949	ATE - Halter	
			➡	☐; Motorcode: N52N; nicht für erhöhte Nutzlast	24.3421-9912.5	240949	ATE - Halter	
			➡	☐; nicht für erhöhte Nutzlast; Motorcode: N52	24.3421-9912.5	240949	ATE - Halter	
			➡	☐; für erhöhte Nutzlast	24.3441-9957.5	240671	ATE - Halter	
			➡	☐; für erhöhte Nutzlast	24.3441-9958.5	240672	ATE - Halter	
<b>Halter, Bremssattel</b>								
318 d	90	03/05→08/07	➡	09/05→; für erhöhte Nutzlast	11.8170-0755.1	260119	ATE	
318 d	100	09/07→10/11	➡		11.8170-0755.1	260119	ATE	
318 i	100	09/07→10/11						
318 i	105	09/07→10/11						
320 d	120	12/04→10/11						
320 i	125	09/07→10/11						
320 si	127	09/05→08/06						
318 d	105	02/07→10/11	➡	09/07→	11.8170-0755.1	260119	ATE	
320 i	120	03/07→12/11						
318 i	95	09/05→08/07	➡	für erhöhte Nutzlast; Motorcode: N46	11.8170-0755.1	260119	ATE	
320 i	110	12/04→08/07	➡	03/07→; Motorcode: N46N	11.8170-0755.1	260119	ATE	
320 d	110	12/04→09/07	➡	09/05→; nicht für Behördenfahrzeuge	11.8170-0755.1	260119	ATE	
320 d	130	09/07→02/10	➡	nicht für Behördenfahrzeuge	11.8170-0755.1	260119	ATE	
320 d	135	03/10→10/11						
320 d xDrive	120	09/08→10/11						
320 d xDrive	130	09/08→02/10						
320 d xDrive	135	03/10→10/11						
320 i	115	02/07→12/11	➡	03/07→ 08/07; Motorcode: N46N	11.8170-0755.1	260119	ATE	
			➡	→ 08/07; für erhöhte Nutzlast; Motorcode: N46	11.8170-0755.1	260119	ATE	
323 i	130	09/05→02/07	➡	nicht für erhöhte Nutzlast	11.8170-0755.1	260119	ATE	
323 i	140	03/07→12/11						
325 i	155	01/06→12/11						
325 i	160	12/04→12/11						
325 i	155	03/07→12/11						
325 i	160	03/07→12/11						
328 i	172	09/06→12/11						
325 i xDrive	160	09/08→10/11	➡	Motorcode: N53; nicht für erhöhte Nutzlast	11.8170-0755.1	260119	ATE	
325 xi	160	09/05→08/08	➡	→ 08/07; nicht für erhöhte Nutzlast; Motorcode: N52	11.8170-0755.1	260119	ATE	
			➡	→ 08/07; Motorcode: N52N; nicht für erhöhte Nutzlast	11.8170-0755.1	260119	ATE	
			➡	09/07→; Motorcode: N53; nicht für erhöhte Nutzlast	11.8170-0755.1	260119	ATE	
325 xi	160	09/07→08/08	➡	Motorcode: N52N; nicht für erhöhte Nutzlast	11.8170-0755.1	260119	ATE	
			➡	nicht für erhöhte Nutzlast; Motorcode: N52	11.8170-0755.1	260119	ATE	
			➡	Motorcode: N53; nicht für erhöhte Nutzlast	11.8170-0755.1	260119	ATE	
<b>Feder, Bremssattel</b>								
316 d	85	07/09→12/11	←		2	11.8116-0137.1	390612	ATE
316 i	85	09/05→10/11	←	→ 08/07	2	11.8116-0206.1	390593	ATE
316 i	90	09/07→10/11			2	11.8116-0137.1	390612	ATE
318 d	90	03/05→08/07		09/05→; für erhöhte Nutzlast	2	11.8116-0137.1	390612	ATE
			←	09/05→; nicht für erhöhte Nutzlast	2	11.8116-0206.1	390593	ATE
			➡	09/05→; für erhöhte Nutzlast	2	11.8116-0066.1	390577	ATE
318 d	100	09/07→10/11			2	11.8116-0137.1	390612	ATE
320 d	120	12/04→10/11	➡		2	11.8116-0066.1	390577	ATE
318 d	105	02/07→10/11	←		2	11.8116-0137.1	390612	ATE
318 i	100	09/07→10/11						
318 i	105	09/07→10/11	➡		2	11.8116-0066.1	390577	ATE
320 i	120	03/07→12/11						
320 i	125	09/07→10/11						
320 si	127	09/05→08/06						
318 i	95	09/05→08/07		Motorcode: N46; für erhöhte Nutzlast	2	11.8116-0137.1	390612	ATE
320 i	110	12/04→08/07		03/07→; Motorcode: N46N	2	11.8116-0137.1	390612	ATE
↓								



















	kW			 	! #		
<b>BMW - 3 (E90) 02/04→02/12</b>							
<b>Feder, Bremsattel</b>							
318 i	95	09/05→08/07	←	nicht für erhöhte Nutzlast; Motorcode: N46	2	11.8116-0206.1	390593 ATE
320 i	110	12/04→08/07	→	03/07→; Motorcode: N46N	2	11.8116-0066.1	390577 ATE
			→	für erhöhte Nutzlast; Motorcode: N46	2	11.8116-0066.1	390577 ATE
320 d	110	12/04→09/07	←		2	11.8116-0137.1	390612 ATE
320 d	130	09/07→02/10	→	nicht für Behördenfahrzeuge	2	11.8116-0066.1	390577 ATE
320 d	135	03/10→10/11	→	für Behördenfahrzeuge	2	11.8116-0296.1	390445 ATE
320 d xDrive	120	09/08→10/11	→	für Behördenfahrzeuge	2	11.8116-0296.1	390445 ATE
320 d xDrive	130	09/08→02/10	→				
320 d xDrive	135	03/10→10/11	→				
320 i	115	02/07→12/11		→ 08/07; Motorcode: N46; für erhöhte Nutzlast	2	11.8116-0137.1	390612 ATE
				03/07→ 08/07; Motorcode: N46N	2	11.8116-0137.1	390612 ATE
			←	→ 08/07; nicht für erhöhte Nutzlast; Motorcode: N46	2	11.8116-0206.1	390593 ATE
			→	→ 08/07; für erhöhte Nutzlast; Motorcode: N46	2	11.8116-0066.1	390577 ATE
			→	03/07→ 08/07; Motorcode: N46N	2	11.8116-0066.1	390577 ATE
323 i	130	09/05→02/07	←		2	11.8116-0137.1	390612 ATE
323 i	140	03/07→12/11	→	nicht für erhöhte Nutzlast	2	11.8116-0066.1	390577 ATE
325 i	155	01/06→12/11	→	für erhöhte Nutzlast	2	11.8116-0296.1	390445 ATE
325 i	155	03/07→12/11	→				
328 i	172	09/06→12/11	→				
325 d	145	09/06→02/10		nicht für Behördenfahrzeuge	2	11.8116-0137.1	390612 ATE
				für Behördenfahrzeuge	2	11.8116-0315.2	390447 ATE
			→		2	11.8116-0296.1	390445 ATE
325 d	150	03/10→10/11	←	nicht für Behördenfahrzeuge	2	11.8116-0137.1	390612 ATE
			←	für Behördenfahrzeuge	2	11.8116-0315.2	390447 ATE
			→		2	11.8116-0296.1	390445 ATE
325 i	160	12/04→12/11			2	11.8116-0137.1	390612 ATE
325 i	160	03/07→12/11	→	nicht für erhöhte Nutzlast	2	11.8116-0066.1	390577 ATE
			→	für erhöhte Nutzlast	2	11.8116-0296.1	390445 ATE
325 i xDrive	160	09/08→10/11	←		2	11.8116-0137.1	390612 ATE
			→	Motorcode: N53; nicht für erhöhte Nutzlast	2	11.8116-0066.1	390577 ATE
			→	für erhöhte Nutzlast	2	11.8116-0296.1	390445 ATE
325 xi	160	09/05→08/08	←		2	11.8116-0137.1	390612 ATE
			→	→ 08/07; nicht für erhöhte Nutzlast; Motorcode: N52	2	11.8116-0066.1	390577 ATE
			→	→ 08/07; Motorcode: N52N; nicht für erhöhte Nutzlast	2	11.8116-0066.1	390577 ATE
			→	09/07→; Motorcode: N53; nicht für erhöhte Nutzlast	2	11.8116-0066.1	390577 ATE
			→	für erhöhte Nutzlast	2	11.8116-0296.1	390445 ATE
325 xi	160	09/07→08/08			2	11.8116-0137.1	390612 ATE
			→	nicht für erhöhte Nutzlast; Motorcode: N52	2	11.8116-0066.1	390577 ATE
			→	Motorcode: N52N; nicht für erhöhte Nutzlast	2	11.8116-0066.1	390577 ATE
			→	Motorcode: N53; nicht für erhöhte Nutzlast	2	11.8116-0066.1	390577 ATE
			→	für erhöhte Nutzlast	2	11.8116-0296.1	390445 ATE
330 d	155	09/05→12/11	←	nicht für erhöhte Nutzlast	2	11.8116-0137.1	390612 ATE
330 d	180	09/08→10/11	←	für erhöhte Nutzlast	2	11.8116-0315.2	390447 ATE
330 d xDrive	180	09/08→10/11	←				
330 xi	200	09/07→08/08	→		2	11.8116-0296.1	390445 ATE
330 d	170	09/05→09/08		nicht für erhöhte Nutzlast	2	11.8116-0137.1	390612 ATE
330 i xDrive	200	09/08→10/11		für erhöhte Nutzlast	2	11.8116-0315.2	390447 ATE
			→		2	11.8116-0296.1	390445 ATE
330 i	190	12/04→10/11		nicht für erhöhte Nutzlast	2	11.8116-0137.1	390612 ATE
			→		2	11.8116-0296.1	390445 ATE
330 i	200	03/07→12/11	←	für erhöhte Nutzlast	2	11.8116-0315.2	390447 ATE
330 i	200	09/07→10/11	→		2	11.8116-0296.1	390445 ATE
330 xd	170	09/05→08/08	←	→ 08/07	2	11.8116-0137.1	390612 ATE
			←	09/07→	2	11.8116-0315.2	390447 ATE
↓							
































	kW			 	! #		
<b>BMW - 3 (E90) 02/04→02/12</b>							
<b>Feder, Bremssattel</b>							
330 xd	170	09/05→08/08	➡		2	11.8116-0296.1 390445	ATE
330 xi	190	09/05→08/07	⬅		2	11.8116-0137.1 390612	ATE
			➡		2	11.8116-0296.1 390445	ATE
335 d 335 i xDrive 335 xi M3 M3 CRT	210	09/06→12/11	⬅		2	11.8116-0315.2 390447	ATE
	225	09/08→10/11	➡		2	11.8116-0296.1 390445	ATE
	225	03/07→08/08	➡				
	309	12/07→10/11					
335 i 335 i xDrive	225	09/06→12/11			2	11.8116-0315.2 390447	ATE
	240	05/08→10/11	➡		2	11.8116-0296.1 390445	ATE
335 i	240	03/06→12/11	⬅	09/06→	2	11.8116-0315.2 390447	ATE
			➡	09/06→	2	11.8116-0296.1 390445	ATE
335 xi	240	09/06→06/08	⬅	03/07→	2	11.8116-0315.2 390447	ATE
			➡	03/07→	2	11.8116-0296.1 390445	ATE
<b>Führungshülzensatz, Bremssattel</b>							
316 d	85	07/09→12/11	⬅			11.0101-5402.2 260009	ATE
316 i	90	09/07→10/11					
316 i	85	09/05→10/11	⬅	→ 08/07		11.0101-5402.2 260009	ATE
318 d	90	03/05→08/07	⬅	09/05→		11.0101-5402.2 260009	ATE
			➡	09/05→; für erhöhte Nutzlast		11.0101-5402.2 260009	ATE
318 d	100	09/07→10/11	⬅			11.0101-5402.2 260009	ATE
318 d	105	02/07→10/11					
318 i	100	09/07→10/11	➡			11.0101-5402.2 260009	ATE
318 i	105	09/07→10/11					
320 d	110	12/04→09/07					
320 d	120	12/04→10/11					
320 d	130	09/07→02/10					
320 d	135	03/10→10/11					
320 d xDrive	120	09/08→10/11					
320 d xDrive	130	09/08→02/10					
320 d xDrive	135	03/10→10/11					
320 i	120	03/07→12/11					
320 i	125	09/07→10/11					
320 si	127	09/05→08/06					
323 i	130	09/05→02/07					
323 i	140	03/07→12/11					
325 i	155	01/06→12/11					
325 i	160	12/04→12/11					
325 i	155	03/07→12/11					
325 i	160	03/07→12/11					
328 i	172	09/06→12/11					
330 xi	190	09/05→08/07					
318 i 320 i	95	09/05→08/07	⬅	03/07→; Motorcode: N46N		11.0101-5402.2 260009	ATE
	110	12/04→08/07	⬅	Motorcode: N46		11.0101-5402.2 260009	ATE
			➡	für erhöhte Nutzlast; Motorcode: N46		11.0101-5402.2 260009	ATE
			➡	03/07→; Motorcode: N46N		11.0101-5402.2 260009	ATE
320 i	115	02/07→12/11	⬅	→ 08/07; Motorcode: N46		11.0101-5402.2 260009	ATE
			⬅	03/07→ 08/07; Motorcode: N46N		11.0101-5402.2 260009	ATE
			➡	03/07→ 08/07; Motorcode: N46N		11.0101-5402.2 260009	ATE
			➡	→ 08/07; für erhöhte Nutzlast; Motorcode: N46		11.0101-5402.2 260009	ATE
325 d 325 d	145	09/06→02/10	⬅	nicht für Behördenfahrzeuge		11.0101-5402.2 260009	ATE
	150	03/10→10/11	⬅	für Behördenfahrzeuge		11.0101-6006.2 260098	ATE
			➡			11.0101-5402.2 260009	ATE
325 i xDrive	160	09/08→10/11	⬅			11.0101-5402.2 260009	ATE
			➡	für erhöhte Nutzlast		11.0101-5402.2 260009	ATE
			➡	Motorcode: N53; nicht für erhöhte Nutzlast		11.0101-5402.2 260009	ATE
325 xi	160	09/05→08/08	⬅			11.0101-5402.2 260009	ATE
			➡	für erhöhte Nutzlast		11.0101-5402.2 260009	ATE
325 xi	160	09/07→08/08	⬅			11.0101-5402.2 260009	ATE
			➡	Motorcode: N52N; nicht für erhöhte Nutzlast		11.0101-5402.2 260009	ATE
			➡	für erhöhte Nutzlast		11.0101-5402.2 260009	ATE
↓							



















	kW			 	! #		
<b>BMW - 3 (E90) 02/04→02/12</b>							
<b>Führungshülzensatz, Bremsattel</b>							
325 xi	160	09/07→08/08	➡	Motorcode: N53; nicht für erhöhte Nutzlast		11.0101-5402.2 260009	ATE
			➡	nicht für erhöhte Nutzlast; Motorcode: N52		11.0101-5402.2 260009	ATE
330 d	155	09/05→12/11	⬅	nicht für erhöhte Nutzlast		11.0101-5402.2 260009	ATE
330 d	170	09/05→09/08	⬅	für erhöhte Nutzlast		11.0101-6006.2 260098	ATE
330 d	180	09/08→10/11	⬅			11.0101-5402.2 260009	ATE
330 d xDrive	180	09/08→10/11	➡			11.0101-5402.2 260009	ATE
330 i xDrive	200	09/08→10/11					
330 xi	200	09/07→08/08					
330 i	190	12/04→10/11	⬅	nicht für erhöhte Nutzlast		11.0101-5402.2 260009	ATE
			➡			11.0101-5402.2 260009	ATE
330 i	200	03/07→12/11	⬅	für erhöhte Nutzlast		11.0101-6006.2 260098	ATE
330 i	200	09/07→10/11	➡			11.0101-5402.2 260009	ATE
330 xd	170	09/05→08/08	⬅	→ 08/07		11.0101-5402.2 260009	ATE
			⬅	09/07→		11.0101-6006.2 260098	ATE
			➡			11.0101-5402.2 260009	ATE
335 d	210	09/06→12/11	⬅			11.0101-6006.2 260098	ATE
335 i	225	09/06→12/11	➡			11.0101-5402.2 260009	ATE
335 i xDrive	225	09/08→10/11	➡				
335 i xDrive	240	05/08→10/11					
335 xi	225	03/07→08/08					
M3	309	12/07→10/11					
M3 CRT	331	03/11→12/11					
335 i	240	03/06→12/11	⬅	09/06→		11.0101-6006.2 260098	ATE
			➡	09/06→		11.0101-5402.2 260009	ATE
335 xi	240	09/06→06/08	⬅	03/07→		11.0101-6006.2 260098	ATE
			➡	03/07→		11.0101-5402.2 260009	ATE
<b>Führungsbolzen, Bremsattel</b>							
316 d	85	07/09→12/11			2	11.8171-0008.1 990049	ATE
316 i	90	09/07→10/11					
318 d	100	09/07→10/11					
318 i	100	09/07→10/11					
318 i	105	09/07→10/11					
320 d	120	12/04→10/11					
316 i	85	09/05→10/11		→ 08/07	2	11.8171-0008.1 990049	ATE
318 d	90	03/05→08/07		09/05→	2	11.8171-0008.1 990049	ATE
318 d	105	02/07→10/11		09/07→	2	11.8171-0008.1 990049	ATE
320 i	120	03/07→12/11					
318 i	95	09/05→08/07		Motorcode: N46	2	11.8171-0008.1 990049	ATE
320 i	110	12/04→08/07		03/07→; Motorcode: N46N	2	11.8171-0008.1 990049	ATE
320 d	110	12/04→09/07	⬅		2	11.8171-0008.1 990049	ATE
320 d xDrive	120	09/08→10/11					
320 d xDrive	130	09/08→02/10	➡	für Behördenfahrzeuge	2	11.8171-0008.1 990049	ATE
320 d xDrive	135	03/10→10/11					
320 d	130	09/07→02/10			2	11.8171-0008.1 990049	ATE
320 d	135	03/10→10/11	➡	für Behördenfahrzeuge	2	11.8171-0008.1 990049	ATE
320 i	115	02/07→12/11		→ 08/07; Motorcode: N46	2	11.8171-0008.1 990049	ATE
				03/07→ 08/07; Motorcode: N46N	2	11.8171-0008.1 990049	ATE
320 i	125	09/07→10/11	⬅		2	11.8171-0008.1 990049	ATE
320 si	127	09/05→08/06		06/06→	2	11.8171-0008.1 990049	ATE
323 i	130	09/05→02/07	⬅		2	11.8171-0008.1 990049	ATE
323 i	140	03/07→12/11					
325 i	155	01/06→12/11	➡	für erhöhte Nutzlast	2	11.8171-0008.1 990049	ATE
325 i	155	03/07→12/11					
328 i	172	09/06→12/11					
325 d	145	09/06→02/10	⬅		2	11.8171-0008.1 990049	ATE
			⬅	für Behördenfahrzeuge		11.8171-0067.1 250153	ATE
			➡		2	11.8171-0008.1 990049	ATE
325 d	150	03/10→10/11		für Behördenfahrzeuge		11.8171-0067.1 250153	ATE
			⬅		2	11.8171-0008.1 990049	ATE
			➡		2	11.8171-0008.1 990049	ATE
325 i	160	12/04→12/11			2	11.8171-0008.1 990049	ATE
325 i	160	03/07→12/11	➡	für erhöhte Nutzlast	2	11.8171-0008.1 990049	ATE
325 i xDrive	160	09/08→10/11	⬅	nicht für erhöhte Nutzlast	2	11.8171-0008.1 990049	ATE
↓							

	kW			 	! #			
<b>BMW - 3 (E90) 02/04→02/12</b>								
<b>Führungsbolzen, Bremssattel</b>								
325 i xDrive	160	09/08→10/11	➔	für erhöhte Nutzlast	2	11.8171-0008.1 990049	ATE	
325 xi	160	09/05→08/08		Motorcode: N53 / N52N; nicht für erhöhte Nutzlast	2	11.8171-0008.1 990049	ATE	
				→ 08/07; nicht für erhöhte Nutzlast; Motorcode: N52	2	11.8171-0008.1 990049	ATE	
			➔	für erhöhte Nutzlast	2	11.8171-0008.1 990049	ATE	
325 xi	160	09/07→08/08		nicht für erhöhte Nutzlast; Motorcode: N52	2	11.8171-0008.1 990049	ATE	
				Motorcode: N53; nicht für erhöhte Nutzlast	2	11.8171-0008.1 990049	ATE	
				Motorcode: N52N; nicht für erhöhte Nutzlast	2	11.8171-0008.1 990049	ATE	
					2	11.8171-0008.1 990049	ATE	
			➔	für erhöhte Nutzlast	2	11.8171-0008.1 990049	ATE	
330 d	155	09/05→12/11	➔		2	11.8171-0008.1 990049	ATE	
330 d	180	09/08→10/11	➔		2	11.8171-0008.1 990049	ATE	
330 d xDrive	180	09/08→10/11	➔	für erhöhte Nutzlast		11.8171-0067.1 250153	ATE	
330 i xDrive	200	09/08→10/11	➔		2	11.8171-0008.1 990049	ATE	
330 xi	200	09/07→08/08						
330 d	170	09/05→09/08			2	11.8171-0008.1 990049	ATE	
			➔	für erhöhte Nutzlast		11.8171-0067.1 250153	ATE	
			➔		2	11.8171-0008.1 990049	ATE	
330 i	190	12/04→10/11		nicht für erhöhte Nutzlast	2	11.8171-0008.1 990049	ATE	
			➔		2	11.8171-0008.1 990049	ATE	
330 i	200	03/07→12/11	➔	für erhöhte Nutzlast	2	11.8171-0008.1 990049	ATE	
			09/07→10/11	➔	für erhöhte Nutzlast		11.8171-0067.1 250153	ATE
				➔		2	11.8171-0008.1 990049	ATE
330 xd	170	09/05→08/08		09/07→		11.8171-0067.1 250153	ATE	
			➔		2	11.8171-0008.1 990049	ATE	
			➔		2	11.8171-0008.1 990049	ATE	
330 xi	190	09/05→08/07	➔		2	11.8171-0008.1 990049	ATE	
			➔		2	11.8171-0008.1 990049	ATE	
335 d	210	09/06→12/11			2	11.8171-0008.1 990049	ATE	
335 xi	225	03/07→08/08	➔			11.8171-0067.1 250153	ATE	
			➔		2	11.8171-0008.1 990049	ATE	
335 i	225	09/06→12/11			2	11.8171-0008.1 990049	ATE	
			05/08→10/11				11.8171-0067.1 250153	ATE
➔		2		11.8171-0008.1 990049	ATE			
335 i	240	03/06→12/11		09/06→	2	11.8171-0008.1 990049	ATE	
				09/06→		11.8171-0067.1 250153	ATE	
			➔	09/06→	2	11.8171-0008.1 990049	ATE	
335 i xDrive	225	09/08→10/11	➔		2	11.8171-0008.1 990049	ATE	
			➔			11.8171-0067.1 250153	ATE	
			➔		2	11.8171-0008.1 990049	ATE	
335 xi	240	09/06→06/08		03/07→	2	11.8171-0008.1 990049	ATE	
				03/07→		11.8171-0067.1 250153	ATE	
			➔	03/07→	2	11.8171-0008.1 990049	ATE	
M3 M3 CRT	309 331	12/07→10/11 03/11→12/11			2	11.8171-0008.1 990049	ATE	
			➔		2	11.8171-0008.1 990049	ATE	
<b>Dichtungssatz, Bremssattel</b>								
M3 M3 CRT	309 331	12/07→10/11 03/11→12/11	➔			11.0441-6008.2 250038	ATE für Kolben-Ø [mm]: 60	
<b>Bremsschlauch</b>								
316 d	85	07/09→12/11	➔		2	24.5174-0526.3 331365	L= 520	
316 i	90	09/07→10/11						
318 d	100	09/07→10/11	➔	am Bremssattel	2	24.5125-0230.3 331277	L= 230	
318 d	105	02/07→10/11				24.5137-0221.3 331302	L= 221	
318 i	95	09/05→08/07	➔		2	83.7850-0180.3 331054	L= 180	
318 i	100	09/07→10/11						
318 i	105	09/07→10/11						
320 d	110	12/04→09/07						
320 d	130	09/07→02/10						
↓								








	kw			 	! #		
<b>BMW - 3 (E90) 02/04→02/12</b>							
 <b>Bremsschlauch</b>							
320 d	135	03/10→10/11	←		2	24.5174-0526.3 331365	L= 520
320 i	120	03/07→12/11	→	am Bremssattel	2	24.5125-0230.3 331277	L= 230
320 i	125	09/07→10/11	→			24.5137-0221.3 331302	L= 221
320 si	127	09/05→08/06	→		2	83.7850-0180.3 331054	L= 180
323 i	130	09/05→02/07	→				
323 i	140	03/07→12/11	→				
325 d	145	09/06→02/10	→				
325 d	150	03/10→10/11	→				
325 i	155	01/06→12/11	→				
325 i	155	03/07→12/11	→				
325 i	160	03/07→12/11	→				
328 i	172	09/06→12/11	→				
330 d	155	09/05→12/11	→				
330 d	180	09/08→10/11	→				
330 i	200	03/07→12/11	→				
330 i	200	09/07→10/11	→				
335 d	210	09/06→12/11	→				
335 i	225	09/06→12/11	→				
335 i	240	03/06→12/11	→				
316 i	85	09/05→10/11	←	→ 08/07	2	24.5174-0526.3 331365	L= 520
320 i	115	02/07→12/11	→	am Bremssattel; → 08/07	2	24.5125-0230.3 331277	L= 230
			→			24.5137-0221.3 331302	L= 221
			→	→ 08/07	2	83.7850-0180.3 331054	L= 180
318 d	90	03/05→08/07	←	09/05→	2	24.5174-0526.3 331365	L= 520
			→	am Bremssattel; 09/05→	2	24.5125-0230.3 331277	L= 230
			→			24.5137-0221.3 331302	L= 221
			→	09/05→	2	83.7850-0180.3 331054	L= 180
320 d	120	12/04→10/11	←	07/05→	2	24.5174-0526.3 331365	L= 520
320 i	110	12/04→08/07	→	am Bremssattel	2	24.5125-0230.3 331277	L= 230
325 i	160	12/04→12/11	→			24.5137-0221.3 331302	L= 221
330 i	190	12/04→10/11	→		2	83.7850-0180.3 331054	L= 180
320 d xDrive	120	09/08→10/11	←		2	24.5113-0440.3 331239	L= 440
320 d xDrive	130	09/08→02/10	→	am Bremssattel	2	24.5125-0230.3 331277	L= 230
320 d xDrive	135	03/10→10/11	→			24.5137-0221.3 331302	L= 221
325 i xDrive	160	09/08→10/11	→		2	83.7850-0180.3 331054	L= 180
325 xi	160	09/05→08/08	→				
325 xi	160	09/07→08/08	→				
330 d xDrive	180	09/08→10/11	→				
330 i xDrive	200	09/08→10/11	→				
330 xd	170	09/05→08/08	→				
330 xi	190	09/05→08/07	→				
330 xi	200	09/07→08/08	→				
335 i xDrive	225	09/08→10/11	→				
335 i xDrive	240	05/08→10/11	→				
335 xi	225	03/07→08/08	→				
335 xi	240	09/06→06/08	→				
330 d	170	09/05→09/08	←	09/06→	2	24.5174-0526.3 331365	L= 520
			→	am Bremssattel	2	24.5125-0230.3 331277	L= 230
			→			24.5137-0221.3 331302	L= 221
			→		2	83.7850-0180.3 331054	L= 180
M3	309	12/07→10/11	←	für Linklenker	2	83.7751-0502.3 331109	L= 502
M3 CRT	331	03/11→12/11	→	am Bremssattel	2	83.7752-0236.3 331118	L= 235
			→		2	83.7850-0180.3 331054	L= 180
<b>BMW - 3 (F30, F80) 11/11→10/18</b>							
 <b>Bremsschlauch</b>							
316 d	85	03/12→10/18	←		2	24.5169-0590.3 331422	L= 355
318 d	100	03/12→10/18	→		2	24.5125-0230.3 331277	L= 230
318 d	105	03/12→06/15	→			24.5137-0221.3 331302	L= 221
318 d	110	07/15→10/18	→				
318 d xDrive	105	07/13→06/15	→				
318 d xDrive	110	07/15→02/18	→				
318 i	100	07/15→10/18	→				
320 d	140	07/15→10/18	→				
320 d xDrive	120	08/12→10/18	→				
320 d xDrive	135	08/12→06/15	→				
320 d xDrive	140	07/15→10/18	→				
320 d xDrive	147	08/12→06/15	→				
320 i	125	11/12→06/16	→				
320 i	135	03/12→10/18	→				
320 i	135	07/15→10/18	→				
320 i xDrive	135	07/12→10/18	→				
320 i xDrive	135	07/15→10/18	→				
↓							








	kw			 	! #		
<b>BMW - 3 (F30, F80) 11/11→10/18</b>							
 <b>Bremsschlauch</b>							
325 d	165	03/16→02/18	←		2	24.5169-0590.3 331422	L= 355
328 i xDrive	180	07/12→08/16					
330 d	190	07/12→10/18	→		2	24.5125-0230.3 331277	L= 230
330 d xDrive	190	03/13→10/18				24.5137-0221.3 331302	L= 221
330 i	185	07/15→10/18					
330 i xDrive	185	07/15→10/18					
335 d xDrive	230	07/13→10/18					
335 i	250	07/13→07/15					
335 i xDrive	225	07/12→07/15					
335 i xDrive	240	07/12→06/13					
335 i xDrive	250	07/13→07/15					
340 i	240	07/15→10/18					
340 i	265	07/15→10/18					
340 i xDrive	240	07/15→10/18					
340 i xDrive	265	07/15→10/18					
ActiveHybrid	225	07/12→06/15					
ActiveHybrid	250	07/12→06/15					
316 i	100	07/12→08/16	←	11/12→	2	24.5169-0590.3 331422	L= 355
			→	11/12→	2	24.5125-0230.3 331277	L= 230
						24.5137-0221.3 331302	L= 221
320 d	120	11/11→10/18	←	02/12→	2	24.5169-0590.3 331422	L= 355
320 d	135	11/11→03/16					
320 d	147	11/11→03/16	→	02/12→	2	24.5125-0230.3 331277	L= 230
328 i	180	11/11→10/18				24.5137-0221.3 331302	L= 221
335 i	225	11/11→07/15					
335 i	240	11/11→06/13					
325 d	155	03/13→02/16	←	04/13→	2	24.5169-0590.3 331422	L= 355
325 d	160	03/13→02/16	→	04/13→	2	24.5125-0230.3 331277	L= 230
						24.5137-0221.3 331302	L= 221
330 d	210	07/12→10/18	←	09/15→	2	24.5169-0590.3 331422	L= 355
330 d xDrive	210	03/13→10/18	→	09/15→	2	24.5125-0230.3 331277	L= 230
						24.5137-0221.3 331302	L= 221
330 e	135	11/15→10/18	←	01/16→	2	24.5169-0590.3 331422	L= 355
330 e	185	11/15→10/18	→	01/16→	2	24.5125-0230.3 331277	L= 230
						24.5137-0221.3 331302	L= 221
<b>BMW - 3 Cabriolet (E36) 03/93→11/99</b>							
 <b>Bremssattel</b>							
318 i	85	03/94→11/99	←			24.3541-9667.5 240529	ATE - Halter
			←			24.3541-9668.5 240530	ATE - Halter
			→	 ; → 04/99		24.3381-9961.5 240519	ATE - Halter
			→	 ; → 04/99		24.3381-9962.5 240520	ATE - Halter
320 i	110	12/93→11/99	←	 ; Motorcode: M52		11.9541-9588.2 220420	ATE - Halter
						24.3541-9588.5 240528	ATE - Halter
			←	 ; Motorcode: M52		24.3541-9587.5 240527	ATE - Halter
			←	 ; Motorcode: M50		24.3541-9667.5 240529	ATE - Halter
			←	 ; Motorcode: M50		24.3541-9668.5 240530	ATE - Halter
			→	 ; → 04/99		24.3381-9961.5 240519	ATE - Halter
			→	 ; → 04/99		24.3381-9962.5 240520	ATE - Halter
323 i	125	05/95→11/99	←			11.9541-9588.2 220420	ATE - Halter
						24.3541-9588.5 240528	ATE - Halter
			←			24.3541-9587.5 240527	ATE - Halter
			→	 ; 06/95→ 04/99		24.3381-9959.5 240517	ATE - Halter
			→	 ; 06/95→ 04/99		24.3381-9960.5 240518	ATE - Halter
325 i	141	03/93→08/95	←			11.9541-9588.2 220420	ATE - Halter
						24.3541-9588.5 240528	ATE - Halter
			←			24.3541-9587.5 240527	ATE - Halter
			→			24.3361-8503.5 240513	ATE - Halter
			→			24.3361-8504.5 240514	ATE - Halter
328 i	142	01/95→11/99	←			11.9541-9588.2 220420	ATE - Halter
						24.3541-9588.5 240528	ATE - Halter
			←			24.3541-9587.5 240527	ATE - Halter
			→	 ; 03/95→ 04/99		24.3381-9959.5 240517	ATE - Halter
			→	 ; 03/95→ 04/99		24.3381-9960.5 240518	ATE - Halter
↓							

	kW			 	! #		
<b>BMW - 3 Cabriolet (E36) 03/93→11/99</b>							
<b> Bremssattel</b>							
M3 3.0	210	04/94→07/95	←	☐		24.3601-8515.5 240689	ATE - Halter
			←	☐		24.3601-8516.5 240690	ATE - Halter
M3 3.2	236	03/96→09/99	←	☐; → 04/99		24.3601-8515.5 240689	ATE - Halter
			←	☐; → 04/99		24.3601-8516.5 240690	ATE - Halter
<b>Halter, Bremssattel</b>							
318 i	85	03/94→11/99	←		2	11.0230-0444.1 260104	ATE
320 i	110	12/93→11/99	←	Motorcode: M50	2	11.0230-0444.1 260104	ATE
			←	Motorcode: M52	2	11.8170-0729.1 260107	ATE
323 i	125	05/95→11/99	←		2	11.8170-0729.1 260107	ATE
325 i	141	03/93→08/95					
328 i	142	01/95→11/99					
<b>Feder, Bremssattel</b>							
318 i	85	03/94→11/99			2	11.8116-0109.1 390495	ATE
323 i	125	05/95→11/99				11.8116-0206.1 390593	ATE
325 i	141	03/93→08/95					
328 i	142	01/95→11/99	→		2	11.8116-0066.1 390577	ATE
320 i	110	12/93→11/99		Motorcode: M50	2	11.8116-0109.1 390495	ATE
				Motorcode: M52	2	11.8116-0206.1 390593	ATE
			→		2	11.8116-0066.1 390577	ATE
M3 3.0	210	04/94→07/95			2	11.8116-0083.1 390501	ATE
M3 3.2	236	03/96→09/99	→		2	11.8116-0066.1 390577	ATE
<b>Führungshülzensatz, Bremssattel</b>							
318 i	85	03/94→11/99	←			11.0101-5402.2 260009	ATE
323 i	125	05/95→11/99					
325 i	141	03/93→08/95	→			11.0101-5402.2 260009	ATE
328 i	142	01/95→11/99					
M3 3.0	210	04/94→07/95					
M3 3.2	236	03/96→09/99					
320 i	110	12/93→11/99	←	Motorcode: M52		11.0101-5402.2 260009	ATE
			←	Motorcode: M50		11.0101-5402.2 260009	ATE
			→			11.0101-5402.2 260009	ATE
<b>Führungsbolzen, Bremssattel</b>							
318 i	85	03/94→11/99			2	11.8171-0008.1 990049	ATE
323 i	125	05/95→11/99					
325 i	141	03/93→08/95					
328 i	142	01/95→11/99					
M3 3.0	210	04/94→07/95					
M3 3.2	236	03/96→09/99					
320 i	110	12/93→11/99		Motorcode: M50	2	11.8171-0008.1 990049	ATE
				Motorcode: M52	2	11.8171-0008.1 990049	ATE
					2	11.8171-0008.1 990049	ATE
<b>Dichtungssatz, Bremssattel</b>							
318 i	85	03/94→11/99	←			11.0441-5402.2 250028	ATE
323 i	125	05/95→11/99					
328 i	142	01/95→11/99	→			11.0441-3803.2 250010	ATE
320 i	110	12/93→11/99	←	Motorcode: M52		11.0441-5402.2 250028	ATE
			←	Motorcode: M50		11.0441-5402.2 250028	ATE
			→			11.0441-3803.2 250010	ATE
			→				
325 i	141	03/93→08/95	←			11.0441-5402.2 250028	ATE
			→			11.0441-3602.2 250008	ATE
M3 3.0	210	04/94→07/95	←			11.0441-6003.2 250037	
M3 3.2	236	03/96→09/99	→			11.0441-4002.2 250011	ATE
<b> Bremsschlauch</b>							
318 i	85	03/94→11/99	←		2	24.5103-0430.3 331408	L= 430
320 i	110	12/93→11/99					
323 i	125	05/95→11/99	→	+ ASR	2	24.5169-0458.3 331429	L= 460
328 i	142	01/95→11/99	→	am Bremssattel	2	24.5170-0201.3 331450	L= 201
			→		2	24.5202-0204.3 331402	L= 200
↓							








	kW			 	! #		
<b>BMW - 3 Cabriolet (E36) 03/93→11/99</b>							
<b>Bremsschlauch</b>							
325 i	141	03/93→08/95	←		2	24.5103-0430.3 331408	L= 430
			←	↑; + ASC; für Linkslenker	1	83.6204-0143.3 330304	L= 145
			→	+ ASR	2	24.5169-0458.3 331429	L= 460
			→	am Bremssattel	2	24.5170-0201.3 331450	L= 201
M3 3.0 M3 3.2	210 236	04/94→07/95 03/96→09/99	←		2	83.6150-0451.3 330283	L= 450
			→		2	24.5169-0458.3 331429	L= 460
			→	am Bremssattel	2	24.5202-0204.3 331402	L= 200
<b>BMW - 3 Cabriolet (E46) 04/00→12/07</b>							
<b>Bremssattel</b>							
318 Ci	100	12/00→08/06	←	☐; 09/01→		11.9541-9588.2 220420	ATE - Halter
			←	☐; 09/01→		24.3541-9588.5 240528	ATE - Halter
			→	☐; 09/01→		24.3401-1703.5 240351	ATE - Halter
			→	☐; 09/01→		24.3401-1704.5 240352	ATE - Halter
318 Ci 320 Cd 320 Ci 320 Ci	105 110 120 125	09/01→12/07 02/05→12/07 01/06→12/07 09/00→12/07	←	☐; → 09/06		11.9541-9588.2 220420	ATE - Halter
			←	☐; → 09/06		24.3541-9588.5 240528	ATE - Halter
			←	☐; → 09/06		24.3541-9587.5 240527	ATE - Halter
			→	☐; → 09/06		24.3401-1703.5 240351	ATE - Halter
318 Ci 323 Ci 323 Ci 325 Ci	110 120 125 141	03/04→08/06 04/00→09/00 04/00→09/00 09/00→08/06	←	☐		11.9541-9588.2 220420	ATE - Halter
			←	☐		24.3541-9588.5 240528	ATE - Halter
			←	☐		24.3541-9587.5 240527	ATE - Halter
			→	☐		24.3401-1703.5 240351	ATE - Halter
330 Cd	150	08/05→12/07	←	☐; → 09/06		24.3571-1733.5 240349	ATE - Halter
			←	☐; → 09/06		24.3571-1734.5 240350	ATE - Halter
			→	☐; → 09/06		24.3421-1705.5 240353	ATE - Halter
			→	☐; → 09/06		24.3421-1706.5 240354	ATE - Halter
330 Ci	170	06/00→08/06	←	☐		24.3571-1733.5 240349	ATE - Halter
			←	☐		24.3571-1734.5 240350	ATE - Halter
			→	☐		24.3421-1705.5 240353	ATE - Halter
			→	☐		24.3421-1706.5 240354	ATE - Halter
M3	252	03/01→08/06	←	☐; 04/01→		24.3601-9763.5 241119	ATE - Halter
			←	☐; 04/01→		24.3601-9764.5 241120	ATE - Halter
			→	☐		24.3421-9953.5 240643	ATE - Halter
			→	☐		24.3421-9954.5 240644	ATE - Halter
<b>Halter, Bremssattel</b>							
318 Ci	100	12/00→08/06	←	09/01→	2	11.8170-0729.1 260107	ATE
318 Ci	105	09/01→12/07	←	→ 09/06	2	11.8170-0729.1 260107	ATE
318 Ci	110	03/04→08/06	←		2	11.8170-0729.1 260107	ATE
320 Cd 320 Ci 320 Ci	110 120 125	02/05→12/07 01/06→12/07 09/00→12/07	←	→ 09/06	2	11.8170-0730.1 260108	ATE
323 Ci 323 Ci 325 Ci	120 125 141	04/00→09/00 04/00→09/00 09/00→08/06	←		2	11.8170-0730.1 260108	ATE
<b>Feder, Bremssattel</b>							
318 Ci	100	12/00→08/06	←	09/01→	2	11.8116-0206.1 390593	ATE
			→	09/01→	2	11.8116-0066.1 390577	ATE
318 Ci 320 Cd 320 Ci 320 Ci	105 110 120 125	09/01→12/07 02/05→12/07 01/06→12/07 09/00→12/07	←	→ 09/06	2	11.8116-0206.1 390593	ATE
			→	→ 09/06	2	11.8116-0066.1 390577	ATE
318 Ci	110	03/04→08/06			2	11.8116-0206.1 390593	ATE
↓							






















	kW			 	! #		
<b>BMW - 3 Cabriolet (E46) 04/00→12/07</b>							
<b>Feder, Bremssattel</b>							
323 Ci	120	04/00→09/00	➔		2	11.8116-0066.1	390577 ATE
323 Ci	125	04/00→09/00					
325 Ci	141	09/00→08/06					
330 Cd	150	08/05→12/07		→ 09/06	2	11.8116-0273.1	390515 ATE
			➔	→ 09/06	2	11.8116-0296.1	390445 ATE
330 Ci	170	06/00→08/06			2	11.8116-0273.1	390515 ATE
			➔		2	11.8116-0296.1	390445 ATE
M3	252	03/01→08/06			2	11.8116-0083.1	390501 ATE
			➔		2	11.8116-0296.1	390445 ATE
<b>Führungshülzensatz, Bremssattel</b>							
318 Ci	100	12/00→08/06	➔	09/01→		11.0101-5402.2	260009 ATE
			➔	09/01→		11.0101-5402.2	260009 ATE
318 Ci	105	09/01→12/07	➔	→ 09/06		11.0101-5402.2	260009 ATE
320 Cd	110	02/05→12/07					
320 Ci	120	01/06→12/07	➔	→ 09/06		11.0101-5402.2	260009 ATE
320 Ci	125	09/00→12/07					
330 Cd	150	08/05→12/07					
318 Ci	110	03/04→08/06	➔			11.0101-5402.2	260009 ATE
323 Ci	120	04/00→09/00					
323 Ci	125	04/00→09/00	➔			11.0101-5402.2	260009 ATE
325 Ci	141	09/00→08/06					
330 Ci	170	06/00→08/06					
M3	252	03/01→08/06					
<b>Führungsbolzen, Bremssattel</b>							
318 Ci	100	12/00→08/06		09/01→	2	11.8171-0008.1	990049 ATE
			➔	09/01→	2	11.8171-0008.1	990049 ATE
318 Ci	105	09/01→12/07		→ 09/06	2	11.8171-0008.1	990049 ATE
330 Cd	150	08/05→12/07	➔	→ 09/06	2	11.8171-0008.1	990049 ATE
318 Ci	110	03/04→08/06			2	11.8171-0008.1	990049 ATE
330 Ci	170	06/00→08/06	➔		2	11.8171-0008.1	990049 ATE
M3	252	03/01→08/06					
320 Cd	110	02/05→12/07		→ 09/06	2	11.8171-0008.1	990049 ATE
320 Ci	120	01/06→12/07					
320 Ci	125	09/00→12/07					
323 Ci	120	04/00→09/00			2	11.8171-0008.1	990049 ATE
323 Ci	125	04/00→09/00					
325 Ci	141	09/00→08/06					
<b>Dichtungssatz, Bremssattel</b>							
318 Ci	100	12/00→08/06	➔	09/01→		11.0441-5402.2	250028 ATE
			➔	09/01→		11.0441-4002.2	250011 ATE
318 Ci	105	09/01→12/07	➔	→ 09/06		11.0441-5402.2	250028 ATE
320 Cd	110	02/05→12/07					
320 Ci	120	01/06→12/07	➔	→ 09/06		11.0441-4002.2	250011 ATE
320 Ci	125	09/00→12/07					
318 Ci	110	03/04→08/06	➔			11.0441-5402.2	250028 ATE
323 Ci	120	04/00→09/00					
323 Ci	125	04/00→09/00	➔			11.0441-4002.2	250011 ATE
325 Ci	141	09/00→08/06					
M3	252	03/01→08/06	➔			11.0441-6003.2	250037
<b>Bremsschlauch</b>							
318 Ci	100	12/00→08/06	➔	09/01→	2	83.6152-0406.3	330789 L= 405
			➔	09/01→	2	24.5169-0458.3	331429 L= 460
318 Ci	105	09/01→12/07	➔	→ 09/06	2	83.6152-0406.3	330789 L= 405
320 Cd	110	02/05→12/07					
320 Ci	120	01/06→12/07	➔	→ 09/06	2	24.5169-0458.3	331429 L= 460
320 Ci	125	09/00→12/07					
330 Cd	150	08/05→12/07					
318 Ci	110	03/04→08/06	➔		2	83.6152-0406.3	330789 L= 405
323 Ci	120	04/00→09/00					
323 Ci	125	04/00→09/00	➔		2	24.5169-0458.3	331429 L= 460
325 Ci	141	09/00→08/06					
330 Ci	170	06/00→08/06					
M3	252	03/01→08/06	➔		2	24.5169-0458.3	331429 L= 460








	kW			 	! #		
<b>BMW - 3 Cabriolet (E93) 05/06→12/13</b>							
<b>Bremssattel</b>							
318 i	105	03/10→12/13	←	☐		24.3541-9521.5 240723	ATE - Halter
			←	☐		24.3541-9522.5 240724	ATE - Halter
			→	☐		24.3421-9911.5 240948	ATE - Halter
			→	☐		24.3421-9912.5 240949	ATE - Halter
320 d	120	01/08→12/13	←	☐		24.3571-9753.5 241092	ATE - Halter
320 d	130	03/08→02/10	←	☐		24.3571-9754.5 241093	ATE - Halter
320 d	135	03/10→10/13	←	☐			
320 d	145	09/07→02/10	→	☐		24.3421-9911.5 240948	ATE - Halter
320 d	147	03/10→10/13	→	☐			
323 i	140	03/07→09/11	→	☐		24.3421-9912.5 240949	ATE - Halter
320 i	115	01/07→08/13	←	☐; 03/08→		24.3541-9521.5 240723	ATE - Halter
320 i	120	09/06→10/13	←	☐; 03/08→		24.3541-9522.5 240724	ATE - Halter
320 i	125	03/07→10/13	←	☐; → 02/08		24.3571-9753.5 241092	ATE - Halter
			←	☐; → 02/08		24.3571-9754.5 241093	ATE - Halter
			→	☐		24.3421-9911.5 240948	ATE - Halter
			→	☐		24.3421-9912.5 240949	ATE - Halter
325 d	145	03/07→12/10	→	☐		24.3441-9957.5 240671	ATE - Halter
325 d	150	09/09→09/13	→	☐			
325 d	155	03/07→12/10	→	☐		24.3441-9958.5 240672	ATE - Halter
330 d	170	03/07→12/13					
330 d	180	01/09→12/13					
330 i	190	03/10→10/13					
330 i	200	03/07→02/10					
330 i	200	03/07→10/13					
335 i	225	12/06→10/13					
335 i	240	05/06→10/13					
325 i	160	12/06→02/10	←	☐; Motorcode: N52N		24.3571-9753.5 241092	ATE - Halter
325 i	155	10/06→12/13	←	☐; Motorcode: N52N		24.3571-9754.5 241093	ATE - Halter
325 i	160	03/07→12/13	→	☐		24.3421-9911.5 240948	ATE - Halter
			→	☐		24.3421-9912.5 240949	ATE - Halter
<b>Halter, Bremssattel</b>							
318 i	105	03/10→12/13	→			11.8170-0755.1 260119	ATE
320 d	120	01/08→12/13					
320 d	130	03/08→02/10					
320 d	135	03/10→10/13					
320 d	145	09/07→02/10					
320 d	147	03/10→10/13					
320 i	115	01/07→08/13					
320 i	120	09/06→10/13					
320 i	125	03/07→10/13					
323 i	140	03/07→09/11					
325 i	160	12/06→02/10					
325 i	155	10/06→12/13					
325 i	160	03/07→12/13					
<b>Feder, Bremssattel</b>							
318 i	105	03/10→12/13	←		2	11.8116-0137.1 390612	ATE
320 d	120	01/08→12/13	→		2	11.8116-0066.1 390577	ATE
320 d	130	03/08→02/10					
320 d	135	03/10→10/13					
320 d	145	09/07→02/10					
320 d	147	03/10→10/13					
323 i	140	03/07→09/11					
320 i	115	01/07→08/13	←	→ 02/08	2	11.8116-0137.1 390612	ATE
320 i	120	09/06→10/13	←	03/08→	2	11.8116-0137.1 390612	ATE
320 i	125	03/07→10/13	→		2	11.8116-0066.1 390577	ATE
325 d	145	03/07→12/10	←		2	11.8116-0137.1 390612	ATE
325 d	155	03/07→12/10	→		2	11.8116-0296.1 390445	ATE
325 d	150	09/09→09/13		03/10→	2	11.8116-0137.1 390612	ATE
			→	03/10→	2	11.8116-0296.1 390445	ATE
325 i	160	12/06→02/10	←	Motorcode: N53/N52N	2	11.8116-0137.1 390612	ATE
325 i	155	10/06→12/13	→		2	11.8116-0066.1 390577	ATE
325 i	160	03/07→12/13	←	Motorcode: N52N/N53	2	11.8116-0137.1 390612	ATE
			→		2	11.8116-0066.1 390577	ATE
330 d	170	03/07→12/13	←	09/09→	2	11.8116-0137.1 390612	ATE
330 d	180	01/09→12/13					
330 i	200	03/07→10/13	←	→ 08/09	2	11.8116-0315.2 390447	ATE
↓							





















	kW			 	! #		
<b>BMW - 3 Cabriolet (E93) 05/06→12/13</b>							
<b>Feder, Bremssattel</b>							
330 d	170	03/07→12/13	➔		2	11.8116-0296.1 390445	ATE
330 d	180	01/09→12/13					
330 i	200	03/07→10/13					
330 i	190	03/10→10/13		Motorcode: N53	2	11.8116-0137.1 390612	ATE
			➔	Motorcode: N52N	2	11.8116-0137.1 390612	ATE
			➔		2	11.8116-0296.1 390445	ATE
330 i	200	03/07→02/10		→ 08/09; Motorcode: N53	2	11.8116-0315.2 390447	ATE
			➔	09/09→; Motorcode: N53	2	11.8116-0137.1 390612	ATE
			➔	Motorcode: N52N	2	11.8116-0137.1 390612	ATE
			➔		2	11.8116-0296.1 390445	ATE
335 i	225	12/06→10/13	➔		2	11.8116-0315.2 390447	ATE
335 i	240	05/06→10/13					
M3	309	03/08→10/13	➔		2	11.8116-0296.1 390445	ATE
<b>Führungshülzensatz, Bremssattel</b>							
318 i	105	03/10→12/13	➔			11.0101-5402.2 260009	ATE
320 d	120	01/08→12/13					
320 d	130	03/08→02/10	➔			11.0101-5402.2 260009	ATE
320 d	135	03/10→10/13					
320 d	145	09/07→02/10					
320 d	147	03/10→10/13					
323 i	140	03/07→09/11					
325 d	145	03/07→12/10					
325 d	150	09/09→09/13					
325 d	155	03/07→12/10					
320 i	115	01/07→08/13	➔	03/08→		11.0101-5402.2 260009	ATE
320 i	120	09/06→10/13	➔	→ 02/08		11.0101-5402.2 260009	ATE
320 i	125	03/07→10/13	➔			11.0101-5402.2 260009	ATE
325 i	160	12/06→02/10	➔	Motorcode: N53/N52N		11.0101-5402.2 260009	ATE
			➔			11.0101-5402.2 260009	ATE
			➔			11.0101-5402.2 260009	ATE
330 d	170	03/07→12/13	➔	09/09→		11.0101-5402.2 260009	ATE
			➔	→ 08/09		11.0101-6006.2 260098	ATE
			➔			11.0101-5402.2 260009	ATE
330 i	190	03/10→10/13	➔	Motorcode: N52N		11.0101-5402.2 260009	ATE
			➔	Motorcode: N53		11.0101-5402.2 260009	ATE
			➔			11.0101-5402.2 260009	ATE
330 i	200	03/07→02/10	➔	09/09→; Motorcode: N53		11.0101-5402.2 260009	ATE
			➔	Motorcode: N52N		11.0101-5402.2 260009	ATE
			➔	→ 08/09; Motorcode: N53		11.0101-6006.2 260098	ATE
			➔			11.0101-5402.2 260009	ATE
335 i	225	12/06→10/13	➔			11.0101-6006.2 260098	ATE
335 i	240	05/06→10/13					
M3	309	03/08→10/13	➔			11.0101-5402.2 260009	ATE
<b>Führungsbolzen, Bremssattel</b>							
318 i	105	03/10→12/13	➔		2	11.8171-0008.1 990049	ATE
320 d	120	01/08→12/13					
320 d	130	03/08→02/10	➔		2	11.8171-0008.1 990049	ATE
320 d	135	03/10→10/13					
320 d	145	09/07→02/10					
320 d	147	03/10→10/13					
323 i	140	03/07→09/11					
325 d	145	03/07→12/10					
325 d	150	09/09→09/13					
325 d	155	03/07→12/10					
320 i	115	01/07→08/13	➔	→ 02/08	2	11.8171-0008.1 990049	ATE
320 i	120	09/06→10/13	➔	03/08→	2	11.8171-0008.1 990049	ATE
320 i	125	03/07→10/13	➔		2	11.8171-0008.1 990049	ATE
325 i	160	12/06→02/10	➔	Motorcode: N53/N52N	2	11.8171-0008.1 990049	ATE
			➔		2	11.8171-0008.1 990049	ATE
325 i	160	03/07→12/13	➔	Motorcode: N52N/N53	2	11.8171-0008.1 990049	ATE
			➔		2	11.8171-0008.1 990049	ATE
330 d	170	03/07→12/13	➔	→ 08/09	2	11.8171-0008.1 990049	ATE
330 i	200	03/07→10/13	➔	09/09→	2	11.8171-0008.1 990049	ATE
↓							










	kW			 	! #		
<b>BMW - 3 Cabriolet (E93) 05/06→12/13</b>							
<b>Führungsbolzen, Bremsattel</b>							
330 d	170	03/07→12/13	←	→ 08/09		11.8171-0067.1 250153	ATE
330 i	200	03/07→10/13	→		2	11.8171-0008.1 990049	ATE
330 d	180	01/09→12/13	←		2	11.8171-0008.1 990049	ATE
			←	→ 08/09		11.8171-0067.1 250153	ATE
			→		2	11.8171-0008.1 990049	ATE
330 i	190	03/10→10/13	←	Motorcode: N53	2	11.8171-0008.1 990049	ATE
			←	Motorcode: N52N	2	11.8171-0008.1 990049	ATE
			→		2	11.8171-0008.1 990049	ATE
330 i	200	03/07→02/10	←	Motorcode: N53/N52N	2	11.8171-0008.1 990049	ATE
			←	→ 08/09; Motorcode: N53		11.8171-0067.1 250153	ATE
			→		2	11.8171-0008.1 990049	ATE
335 i	225	12/06→10/13	←		2	11.8171-0008.1 990049	ATE
335 i	240	05/06→10/13	←			11.8171-0067.1 250153	ATE
M3	309	03/08→10/13	→		2	11.8171-0008.1 990049	ATE
<b>Dichtungssatz, Bremsattel</b>							
M3	309	03/08→10/13	←			11.0441-6008.2 250038	ATE für Kolben-Ø [mm]: 60
<b>Bremsschlauch</b>							
318 i	105	03/10→12/13	←		2	24.5174-0526.3 331365	L= 520
320 d	120	01/08→12/13	→				
320 d	130	03/08→02/10	→	am Bremsattel	2	24.5125-0230.3 331277	L= 230
320 d	135	03/10→10/13				24.5137-0221.3 331302	L= 221
320 d	145	09/07→02/10	→				
320 d	147	03/10→10/13	→		2	83.7850-0180.3 331054	L= 180
320 i	115	01/07→08/13					
320 i	120	09/06→10/13					
320 i	125	03/07→10/13					
323 i	140	03/07→09/11					
325 d	145	03/07→12/10					
325 d	150	09/09→09/13					
325 d	155	03/07→12/10					
325 i	160	12/06→02/10					
325 i	155	10/06→12/13					
325 i	160	03/07→12/13					
330 d	170	03/07→12/13					
330 d	180	01/09→12/13					
330 i	190	03/10→10/13					
330 i	200	03/07→02/10					
330 i	200	03/07→10/13					
335 i	225	12/06→10/13					
335 i	240	05/06→10/13	←	03/07→	2	24.5174-0526.3 331365	L= 520
			→	am Bremsattel; 03/07→	2	24.5125-0230.3 331277	L= 230
						24.5137-0221.3 331302	L= 221
			→	03/07→	2	83.7850-0180.3 331054	L= 180
M3	309	03/08→10/13	←		2	83.7751-0502.3 331109	L= 502
			→	am Bremsattel	2	83.7752-0236.3 331118	L= 235
			→		2	83.7850-0180.3 331054	L= 180
<b>BMW - 3 Compact (E36) 01/94→08/00</b>							
<b>Bremssattel</b>							
316 g	75	02/96→08/00	←			24.3541-9667.5 240529	ATE - Halter
316 i	75	01/94→08/00	←			24.3541-9668.5 240530	ATE - Halter
316 i	77	01/99→08/00	←				
318 tds	66	06/95→08/00	←				
318 ti	103	09/94→12/95	←	 ; Motorcode: M42		24.3541-9667.5 240529	ATE - Halter
			←	 ; Motorcode: M42		24.3541-9668.5 240530	ATE - Halter
318 ti	103	01/96→08/99	←	 ; 05/98→; Motorcode: M44		11.9541-9588.2 220420	ATE - Halter
						24.3541-9588.5 240528	ATE - Halter
			←	 ; 05/98→; Motorcode: M44		24.3541-9587.5 240527	ATE - Halter
			←	 ; → 04/98; Motorcode: M44		24.3541-9667.5 240529	ATE - Halter
			←	 ; → 04/98; Motorcode: M44		24.3541-9668.5 240530	ATE - Halter
323 ti	120	01/99→08/00	←			11.9541-9588.2 220420	ATE - Halter
323 ti	125	09/97→08/00	←			24.3541-9588.5 240528	ATE - Halter
↓							








	kw			 	! #		
<b>BMW - 3 Compact (E36) 01/94→08/00</b>							
<b>Bremssattel</b>							
323 ti	120	01/99→08/00	←	☐		24.3541-9587.5	240527 ATE - Halter
323 ti	125	09/97→08/00					
<b>Halter, Bremssattel</b>							
316 g	75	02/96→08/00	←		2	11.0230-0444.1	260104 ATE
316 i	75	01/94→08/00					
316 i	77	01/99→08/00					
318 tds	66	06/95→08/00					
318 ti	103	09/94→12/95	←	Motorcode: M42	2	11.0230-0444.1	260104 ATE
318 ti	103	01/96→08/99	←	→ 04/98; Motorcode: M44	2	11.0230-0444.1	260104 ATE
			←	05/98→; Motorcode: M44	2	11.8170-0729.1	260107 ATE
323 ti	120	01/99→08/00	←		2	11.8170-0729.1	260107 ATE
323 ti	125	09/97→08/00					
<b>Feder, Bremssattel</b>							
316 g	75	02/96→08/00			2	11.8116-0109.1	390495 ATE
316 i	75	01/94→08/00				11.8116-0206.1	390593 ATE
316 i	77	01/99→08/00					
318 tds	66	06/95→08/00	→		2	11.8116-0066.1	390577 ATE
323 ti	120	01/99→08/00					
323 ti	125	09/97→08/00					
318 ti	103	09/94→12/95		Motorcode: M42	2	11.8116-0109.1	390495 ATE
			→		2	11.8116-0206.1	390593 ATE
			→		2	11.8116-0066.1	390577 ATE
318 ti	103	01/96→08/99		→ 04/98; Motorcode: M44	2	11.8116-0109.1	390495 ATE
					2	11.8116-0206.1	390593 ATE
				05/98→; Motorcode: M44	2	11.8116-0109.1	390495 ATE
					2	11.8116-0206.1	390593 ATE
			→		2	11.8116-0066.1	390577 ATE
<b>Führungshülzensatz, Bremssattel</b>							
316 g	75	02/96→08/00	←			11.0101-5402.2	260009 ATE
316 i	75	01/94→08/00					
316 i	77	01/99→08/00	→			11.0101-5402.2	260009 ATE
318 tds	66	06/95→08/00					
323 ti	120	01/99→08/00					
323 ti	125	09/97→08/00					
318 ti	103	09/94→12/95	←	Motorcode: M42		11.0101-5402.2	260009 ATE
			→			11.0101-5402.2	260009 ATE
318 ti	103	01/96→08/99	←	→ 04/98; Motorcode: M44		11.0101-5402.2	260009 ATE
			←	05/98→; Motorcode: M44		11.0101-5402.2	260009 ATE
			→			11.0101-5402.2	260009 ATE
			→			11.0101-5402.2	260009 ATE
<b>Führungsbolzen, Bremssattel</b>							
316 g	75	02/96→08/00			2	11.8171-0008.1	990049 ATE
316 i	75	01/94→08/00					
316 i	77	01/99→08/00					
318 tds	66	06/95→08/00					
323 ti	120	01/99→08/00					
323 ti	125	09/97→08/00					
318 ti	103	09/94→12/95		Motorcode: M42	2	11.8171-0008.1	990049 ATE
					2	11.8171-0008.1	990049 ATE
318 ti	103	01/96→08/99		→ 04/98; Motorcode: M44	2	11.8171-0008.1	990049 ATE
				05/98→; Motorcode: M44	2	11.8171-0008.1	990049 ATE
					2	11.8171-0008.1	990049 ATE
<b>Dichtungssatz, Bremssattel</b>							
316 g	75	02/96→08/00	←			11.0441-5402.2	250028 ATE
316 i	75	01/94→08/00					
316 i	77	01/99→08/00	→			11.0441-3401.2	250151 ATE
318 tds	66	06/95→08/00					
323 ti	120	01/99→08/00					
323 ti	125	09/97→08/00					
318 ti	103	09/94→12/95	←	Motorcode: M42		11.0441-5402.2	250028 ATE
			→			11.0441-3401.2	250151 ATE
318 ti	103	01/96→08/99	←	→ 04/98; Motorcode: M44		11.0441-5402.2	250028 ATE
			←	05/98→; Motorcode: M44		11.0441-5402.2	250028 ATE
			→			11.0441-3401.2	250151 ATE
↓							








	kw			 	! #		
<b>BMW - 3 Compact (E36) 01/94→08/00</b>							
 <b>Bremsschlauch</b>							
316 g	75	02/96→08/00	←		2	24.5103-0430.3	331408 L= 430
316 i	77	01/99→08/00	→	am Bremssattel	2	24.5170-0201.3	331450 L= 201
318 ti	103	09/94→12/95	→		2	24.5201-0204.3	331400 L= 204
318 ti	103	01/96→08/99	→		2	24.5201-0204.3	331400 L= 204
323 ti	120	01/99→08/00	→		2	24.5201-0204.3	331400 L= 204
323 ti	125	09/97→08/00	→		2	24.5201-0204.3	331400 L= 204
316 i	75	01/94→08/00	←		2	24.5103-0430.3	331408 L= 430
318 tds	66	06/95→08/00	→	am Bremssattel; + ABS	2	24.5170-0201.3	331450 L= 201
			→		2	24.5201-0204.3	331400 L= 204
<b>BMW - 3 Compact (E46) 03/01→02/05</b>							
 <b>Bremssattel</b>							
316 ti	85	06/02→02/05	←	☐		11.9541-9588.2	220420 ATE - Halter
316 ti	85	06/01→02/05	←	☐		24.3541-9588.5	240528 ATE - Halter
			←	☐		24.3541-9587.5	240527 ATE - Halter
			→	☐		24.3401-1705.5	240423 ATE - Halter
			→	☐		24.3401-1706.5	240424 ATE - Halter
318 td	85	03/03→02/05	←	☐		11.9541-9588.2	220420 ATE - Halter
320 td	110	09/01→02/05	←	☐		24.3541-9588.5	240528 ATE - Halter
325 ti	141	04/01→12/04	←	☐		24.3541-9587.5	240527 ATE - Halter
			→	☐		24.3401-1703.5	240351 ATE - Halter
			→	☐		24.3401-1704.5	240352 ATE - Halter
318 ti	100	03/01→12/04	←	☐; 09/01→		11.9541-9588.2	220420 ATE - Halter
318 ti	105	03/01→12/04	←	☐; 09/01→		24.3541-9588.5	240528 ATE - Halter
			→	☐; 09/01→		24.3401-1703.5	240351 ATE - Halter
			→	☐; 09/01→		24.3401-1704.5	240352 ATE - Halter
<b>Halter, Bremssattel</b>							
316 ti	85	06/02→02/05	←		2	11.8170-0729.1	260107 ATE
316 ti	85	06/01→02/05	←		2	11.8170-0729.1	260107 ATE
318 td	85	03/03→02/05	←	09/01→	2	11.8170-0729.1	260107 ATE
318 ti	100	03/01→12/04	←	09/01→	2	11.8170-0729.1	260107 ATE
318 ti	105	03/01→12/04	←	09/01→	2	11.8170-0729.1	260107 ATE
320 td	110	09/01→02/05	←		2	11.8170-0730.1	260108 ATE
325 ti	141	04/01→12/04	←		2	11.8170-0730.1	260108 ATE
<b>Feder, Bremssattel</b>							
316 ti	85	06/02→02/05			2	11.8116-0206.1	390593 ATE
316 ti	85	06/01→02/05	→		2	11.8116-0066.1	390577 ATE
318 td	85	03/03→02/05	→		2	11.8116-0066.1	390577 ATE
325 ti	141	04/01→12/04	→		2	11.8116-0066.1	390577 ATE
318 ti	100	03/01→12/04		09/01→	2	11.8116-0206.1	390593 ATE
318 ti	105	03/01→12/04	→	09/01→	2	11.8116-0066.1	390577 ATE
320 td	110	09/01→02/05	→		2	11.8116-0066.1	390577 ATE
			→		2	11.8116-0206.1	390593 ATE
<b>Führungshülzensatz, Bremssattel</b>							
316 ti	85	06/02→02/05	←			11.0101-5402.2	260009 ATE
316 ti	85	06/01→02/05	→			11.0101-5402.2	260009 ATE
318 td	85	03/03→02/05	→			11.0101-5402.2	260009 ATE
320 td	110	09/01→02/05	→			11.0101-5402.2	260009 ATE
325 ti	141	04/01→12/04	→			11.0101-5402.2	260009 ATE
318 ti	100	03/01→12/04	←	09/01→		11.0101-5402.2	260009 ATE
318 ti	105	03/01→12/04	→	09/01→		11.0101-5402.2	260009 ATE
<b>Führungsbolzen, Bremssattel</b>							
316 ti	85	06/02→02/05			2	11.8171-0008.1	990049 ATE
316 ti	85	06/01→02/05			2	11.8171-0008.1	990049 ATE
318 td	85	03/03→02/05			2	11.8171-0008.1	990049 ATE
320 td	110	09/01→02/05			2	11.8171-0008.1	990049 ATE
325 ti	141	04/01→12/04			2	11.8171-0008.1	990049 ATE
318 ti	100	03/01→12/04		09/01→	2	11.8171-0008.1	990049 ATE
318 ti	105	03/01→12/04		09/01→	2	11.8171-0008.1	990049 ATE
<b>Dichtungssatz, Bremssattel</b>							
316 ti	85	06/02→02/05	←			11.0441-5402.2	250028 ATE
316 ti	85	06/01→02/05					
↓							

	kw					! #		
<b>BMW - 3 Compact (E46) 03/01→02/05</b>								
<b>Dichtungssatz, Bremssattel</b>								
318 td	85	03/03→02/05	➔			11.0441-4002.2	250011	ATE
320 td	110	09/01→02/05						
325 ti	141	04/01→12/04						
318 ti	100	03/01→12/04	➔	09/01→		11.0441-5402.2	250028	ATE
318 ti	105	03/01→12/04	➔	09/01→		11.0441-4002.2	250011	ATE
<b> Bremsschlauch</b>								
316 ti	85	06/02→02/05	➔		2	83.6152-0406.3	330789	L= 405
316 ti	85	06/01→02/05						
318 td	85	03/03→02/05	➔		2	24.5169-0458.3	331429	L= 460
320 td	110	09/01→02/05						
325 ti	141	04/01→12/04						
318 ti	100	03/01→12/04	➔	09/01→	2	83.6152-0406.3	330789	L= 405
318 ti	105	03/01→12/04	➔	09/01→	2	24.5169-0458.3	331429	L= 460
<b>BMW - 3 Coupe (E36) 10/91→05/99</b>								
<b> Bremssattel</b>								
316 i	75	09/93→11/98	➔	☐		24.3541-9667.5	240529	ATE - Halter
			➔	☐		24.3541-9668.5	240530	ATE - Halter
			➔	☐		24.3361-8503.5	240513	ATE - Halter
			➔	☐		24.3361-8504.5	240514	ATE - Halter
318 is	103	01/92→12/95	➔	☐		11.9541-9588.2	220420	ATE - Halter
318 is	103	09/95→04/99				24.3541-9588.5	240528	ATE - Halter
325 i	141	10/91→02/95	➔	☐		24.3541-9587.5	240527	ATE - Halter
			➔	☐		24.3361-8503.5	240513	ATE - Halter
			➔	☐		24.3361-8504.5	240514	ATE - Halter
320 i	110	12/91→11/98	➔	☐		11.9541-9588.2	220420	ATE - Halter
			➔	☐		24.3541-9588.5	240528	ATE - Halter
			➔	☐		24.3541-9587.5	240527	ATE - Halter
			➔	☐; Motorcode: M52		24.3361-8503.5	240513	ATE - Halter
			➔	☐; Motorcode: M52		24.3361-8504.5	240514	ATE - Halter
323 i	125	05/95→04/99	➔	☐		11.9541-9588.2	220420	ATE - Halter
328 i	142	01/95→04/99	➔	☐		24.3541-9588.5	240528	ATE - Halter
			➔	☐		24.3541-9587.5	240527	ATE - Halter
			➔	☐		24.3381-9959.5	240517	ATE - Halter
			➔	☐		24.3381-9960.5	240518	ATE - Halter
M3 3.0	210	11/92→07/95	➔	☐; → 01/95		24.3601-8515.5	240689	ATE - Halter
			➔	☐; → 01/95		24.3601-8516.5	240690	ATE - Halter
M3 3.0	217	09/93→05/95	➔	☐; 01/95→		24.3601-8515.5	240689	ATE - Halter
			➔	☐; 01/95→		24.3601-8516.5	240690	ATE - Halter
M3 3.2	236	10/95→11/98	➔	☐		24.3601-8515.5	240689	ATE - Halter
			➔	☐		24.3601-8516.5	240690	ATE - Halter
<b>Halter, Bremssattel</b>								
316 i	75	09/93→11/98	➔		2	11.0230-0444.1	260104	ATE
318 is	103	01/92→12/95	➔		2	11.8170-0729.1	260107	ATE
318 is	103	09/95→04/99						
320 i	110	12/91→11/98						
323 i	125	05/95→04/99						
325 i	141	10/91→02/95						
328 i	142	01/95→04/99						
<b>Feder, Bremssattel</b>								
316 i	75	09/93→11/98			2	11.8116-0109.1	390495	ATE
318 is	103	01/92→12/95				11.8116-0206.1	390593	ATE
318 is	103	09/95→04/99						
323 i	125	05/95→04/99	➔		2	11.8116-0066.1	390577	ATE
325 i	141	10/91→02/95						
328 i	142	01/95→04/99						
320 i	110	12/91→11/98			2	11.8116-0109.1	390495	ATE
						11.8116-0206.1	390593	ATE
			➔	Motorcode: M50	2	11.8116-0066.1	390577	ATE
			➔	Motorcode: M52	2	11.8116-0066.1	390577	ATE
↓								

	kW			 	! #		
<b>BMW - 3 Coupe (E36) 10/91→05/99</b>							
<b>Feder, Bremssattel</b>							
M3 3.0	210	11/92→07/95			2	11.8116-0083.1 390501	ATE
M3 3.0	217	09/93→05/95			2	11.8116-0066.1 390577	ATE
M3 3.2	236	10/95→11/98	➔				
<b>Führungshülzensatz, Bremssattel</b>							
316 i	75	09/93→11/98	←			11.0101-5402.2 260009	ATE
318 is	103	01/92→12/95					
318 is	103	09/95→04/99	➔			11.0101-5402.2 260009	ATE
323 i	125	05/95→04/99					
325 i	141	10/91→02/95					
328 i	142	01/95→04/99					
M3 3.0	210	11/92→07/95					
M3 3.0	217	09/93→05/95					
M3 3.2	236	10/95→11/98					
320 i	110	12/91→11/98	←			11.0101-5402.2 260009	ATE
			➔	Motorcode: M52		11.0101-5402.2 260009	ATE
			➔	Motorcode: M50		11.0101-5402.2 260009	ATE
<b>Führungsbolzen, Bremssattel</b>							
316 i	75	09/93→11/98			2	11.8171-0008.1 990049	ATE
318 is	103	01/92→12/95					
318 is	103	09/95→04/99					
323 i	125	05/95→04/99					
325 i	141	10/91→02/95					
328 i	142	01/95→04/99					
M3 3.0	210	11/92→07/95					
M3 3.0	217	09/93→05/95					
M3 3.2	236	10/95→11/98					
320 i	110	12/91→11/98		Motorcode: M50	2	11.8171-0008.1 990049	ATE
				Motorcode: M52	2	11.8171-0008.1 990049	ATE
					2	11.8171-0008.1 990049	ATE
<b>Dichtungssatz, Bremssattel</b>							
316 i	75	09/93→11/98	←			11.0441-5402.2 250028	ATE
318 is	103	01/92→12/95					
318 is	103	09/95→04/99	➔			11.0441-3602.2 250008	ATE
325 i	141	10/91→02/95					
320 i	110	12/91→11/98	←			11.0441-5402.2 250028	ATE
			➔	Motorcode: M52		11.0441-3602.2 250008	ATE
			➔	Motorcode: M50		11.0441-3602.2 250008	ATE
323 i	125	05/95→04/99	←			11.0441-5402.2 250028	ATE
328 i	142	01/95→04/99	➔			11.0441-3803.2 250010	ATE
M3 3.0	210	11/92→07/95	←			11.0441-6003.2 250037	
M3 3.0	217	09/93→05/95					
M3 3.2	236	10/95→11/98	➔			11.0441-4002.2 250011	ATE
<b>Bremsschlauch</b>							
316 i	75	09/93→11/98	←		2	24.5103-0430.3 331408	L= 430
			➔	für Fahrzeuge mit Trommelbremse an der Hinterachse; + ASR	2	24.5169-0458.3 331429	L= 460
			➔	am Bremssattel	2	24.5170-0201.3 331450	L= 201
			➔	für Fahrzeuge mit Trommelbremse an der Hinterachse	2	24.5202-0204.3 331402	L= 200
			➔		2	24.5202-0204.3 331402	L= 200
318 is	103	01/92→12/95	←		2	24.5103-0430.3 331408	L= 430
318 is	103	09/95→04/99					
320 i	110	12/91→11/98	➔	+ ASR	2	24.5169-0458.3 331429	L= 460
323 i	125	05/95→04/99	➔	am Bremssattel	2	24.5170-0201.3 331450	L= 201
328 i	142	01/95→04/99	➔		2	24.5202-0204.3 331402	L= 200
325 i	141	10/91→02/95	←		2	24.5103-0430.3 331408	L= 430
			←	†; + ASC; für Linkslenker	1	83.6204-0143.3 330304	L= 145
			➔	+ ASR	2	24.5169-0458.3 331429	L= 460
			➔	am Bremssattel	2	24.5170-0201.3 331450	L= 201
			➔		2	24.5202-0204.3 331402	L= 200
M3 3.0	210	11/92→07/95	←		2	83.6150-0451.3 330283	L= 450
M3 3.0	217	09/93→05/95					
M3 3.2	236	10/95→11/98	➔		2	24.5169-0458.3 331429	L= 460
						24.5202-0204.3 331402	L= 200
			➔	am Bremssattel	2	83.6124-0218.3 330455	L= 215



	kw			 	! #		
<b>BMW - 3 Coupe (E46) 12/98→07/06</b>							
<b>Bremssattel</b>							
316 Ci	77	04/00→07/06	←	☐		11.9541-9588.2 220420	ATE - Halter
316 Ci	85	06/02→07/06	←			24.3541-9588.5 240528	ATE - Halter
318 Ci	85	12/99→08/01	←	☐		24.3541-9587.5 240527	ATE - Halter
318 Ci	87	12/99→08/01	←	☐		24.3401-1705.5 240423	ATE - Halter
			→	☐		24.3401-1706.5 240424	ATE - Halter
318 Ci	100	12/00→05/06	←	☐; 09/01→		11.9541-9588.2 220420	ATE - Halter
			←	☐; 09/01→		24.3541-9587.5 240527	ATE - Halter
			→	☐; 09/01→		24.3401-1703.5 240351	ATE - Halter
			→	☐; 09/01→		24.3401-1704.5 240352	ATE - Halter
318 Ci	105	09/01→02/04	←	☐		11.9541-9588.2 220420	ATE - Halter
318 Ci	110	03/04→05/06	←			24.3541-9588.5 240528	ATE - Halter
320 Cd	110	11/03→07/06	←	☐		24.3541-9587.5 240527	ATE - Halter
323 Ci	120	04/99→09/00	←	☐		24.3401-1703.5 240351	ATE - Halter
323 Ci	125	04/99→09/00	→	☐		24.3401-1704.5 240352	ATE - Halter
325 Ci	141	09/00→05/06	→	☐		11.9541-9588.2 220420	ATE - Halter
328 Ci	142	12/98→05/00	→	☐		24.3541-9588.5 240528	ATE - Halter
320 Ci	110	02/99→08/01	←	☐; 08/99→ 09/00		24.3541-9587.5 240527	ATE - Halter
			←	☐; 08/99→ 09/00		24.3401-1703.5 240351	ATE - Halter
			→	☐; 08/99→ 09/00		24.3401-1704.5 240352	ATE - Halter
			→	☐; 08/99→ 09/00		11.9541-9588.2 220420	ATE - Halter
320 Ci	120	01/00→05/06	←	☐; 09/00→		24.3541-9587.5 240527	ATE - Halter
320 Ci	125	01/00→05/06	←	☐; 09/00→		24.3401-1703.5 240351	ATE - Halter
			→	☐; 09/00→		24.3401-1704.5 240352	ATE - Halter
			→	☐; 09/00→		11.9541-9588.2 220420	ATE - Halter
330 Cd	150	03/03→07/06	←	☐		24.3571-1733.5 240349	ATE - Halter
330 Ci	170	06/00→05/06	←	☐		24.3571-1734.5 240350	ATE - Halter
330 xi	170	06/00→07/06	←	☐		24.3421-1705.5 240353	ATE - Halter
			→	☐		24.3421-1706.5 240354	ATE - Halter
M3	252	07/00→05/06	←	☐		24.3601-9763.5 241119	ATE - Halter
			←	☐		24.3601-9764.5 241120	ATE - Halter
			→	☐; - Competition Paket		24.3421-9953.5 240643	ATE - Halter
			→	☐; - Competition Paket		24.3421-9954.5 240644	ATE - Halter
M3 CSL	265	05/03→12/03	←	☐		24.3601-9763.5 241119	ATE - Halter
			←	☐; 06/03→		24.3601-9764.5 241120	ATE - Halter
<b>Halter, Bremssattel</b>							
316 Ci	77	04/00→07/06	←		2	11.8170-0729.1 260107	ATE
316 Ci	85	06/02→07/06	←				
318 Ci	85	12/99→08/01	←				
318 Ci	87	12/99→08/01	←				
318 Ci	105	09/01→02/04	←				
318 Ci	110	03/04→05/06	←				
323 Ci	120	04/99→09/00	←				
323 Ci	125	04/99→09/00	←				
318 Ci	100	12/00→05/06	←	09/01→	2	11.8170-0729.1 260107	ATE
320 Cd	110	11/03→07/06	←		2	11.8170-0730.1 260108	ATE
325 Ci	141	09/00→05/06	←				
328 Ci	142	12/98→05/00	←				
320 Ci	110	02/99→08/01	←	08/99→ 09/00	2	11.8170-0729.1 260107	ATE
320 Ci	120	01/00→05/06	←	09/00→	2	11.8170-0729.1 260107	ATE
320 Ci	125	01/00→05/06	←	09/00→			
<b>Feder, Bremssattel</b>							
316 Ci	77	04/00→07/06			2	11.8116-0206.1 390593	ATE
316 Ci	85	06/02→07/06	→		2	11.8116-0066.1 390577	ATE
318 Ci	85	12/99→08/01	→				
318 Ci	87	12/99→08/01	→				
318 Ci	105	09/01→02/04	→				
318 Ci	110	03/04→05/06	→				
320 Cd	110	11/03→07/06	→				
323 Ci	120	04/99→09/00	→				
323 Ci	125	04/99→09/00	→				
↓							

	kW			 	! #		
<b>BMW - 3 Coupe (E46) 12/98→07/06</b>							
<b>Feder, Bremssattel</b>							
325 Ci	141	09/00→05/06			2	11.8116-0206.1 390593	ATE
328 Ci	142	12/98→05/00	➔		2	11.8116-0066.1 390577	ATE
318 Ci	100	12/00→05/06		09/01→	2	11.8116-0206.1 390593	ATE
			➔	09/01→	2	11.8116-0066.1 390577	ATE
320 Ci	110	02/99→08/01		08/99→ 09/00	2	11.8116-0206.1 390593	ATE
			➔	08/99→ 09/00	2	11.8116-0066.1 390577	ATE
320 Ci	120	01/00→05/06		09/00→	2	11.8116-0206.1 390593	ATE
320 Ci	125	01/00→05/06	➔	09/00→	2	11.8116-0066.1 390577	ATE
330 Cd	150	03/03→07/06			2	11.8116-0273.1 390515	ATE
330 Ci	170	06/00→05/06	➔		2	11.8116-0296.1 390445	ATE
330 xi	170	06/00→07/06					
M3	252	07/00→05/06			2	11.8116-0083.1 390501	ATE
M3 CSL	265	05/03→12/03	➔		2	11.8116-0296.1 390445	ATE
<b>Führungshülzensatz, Bremssattel</b>							
316 Ci	77	04/00→07/06	←			11.0101-5402.2 260009	ATE
316 Ci	85	06/02→07/06	➔				
318 Ci	85	12/99→08/01				11.0101-5402.2 260009	ATE
318 Ci	87	12/99→08/01					
318 Ci	105	09/01→02/04					
318 Ci	110	03/04→05/06					
320 Cd	110	11/03→07/06					
323 Ci	120	04/99→09/00					
323 Ci	125	04/99→09/00					
325 Ci	141	09/00→05/06					
328 Ci	142	12/98→05/00					
330 Cd	150	03/03→07/06					
330 Ci	170	06/00→05/06					
330 xi	170	06/00→07/06					
M3	252	07/00→05/06					
M3 CSL	265	05/03→12/03					
318 Ci	100	12/00→05/06	←	09/01→		11.0101-5402.2 260009	ATE
			➔	09/01→		11.0101-5402.2 260009	ATE
320 Ci	110	02/99→08/01	←	08/99→ 09/00		11.0101-5402.2 260009	ATE
			➔	08/99→ 09/00		11.0101-5402.2 260009	ATE
320 Ci	120	01/00→05/06	←	09/00→		11.0101-5402.2 260009	ATE
320 Ci	125	01/00→05/06	➔	09/00→		11.0101-5402.2 260009	ATE
<b>Führungsbolzen, Bremssattel</b>							
316 Ci	77	04/00→07/06			2	11.8171-0008.1 990049	ATE
316 Ci	85	06/02→07/06					
318 Ci	85	12/99→08/01					
318 Ci	87	12/99→08/01					
318 Ci	105	09/01→02/04					
318 Ci	110	03/04→05/06					
320 Cd	110	11/03→07/06					
323 Ci	120	04/99→09/00					
323 Ci	125	04/99→09/00					
325 Ci	141	09/00→05/06					
328 Ci	142	12/98→05/00					
318 Ci	100	12/00→05/06		09/01→	2	11.8171-0008.1 990049	ATE
320 Ci	110	02/99→08/01		08/99→ 09/00	2	11.8171-0008.1 990049	ATE
320 Ci	120	01/00→05/06		09/00→	2	11.8171-0008.1 990049	ATE
320 Ci	125	01/00→05/06					
330 Cd	150	03/03→07/06	➔		2	11.8171-0008.1 990049	ATE
330 Ci	170	06/00→05/06					
330 xi	170	06/00→07/06					
M3	252	07/00→05/06					
M3 CSL	265	05/03→12/03					
<b>Dichtungssatz, Bremssattel</b>							
316 Ci	77	04/00→07/06	←			11.0441-5402.2 250028	ATE
316 Ci	85	06/02→07/06	➔				
318 Ci	85	12/99→08/01				11.0441-4002.2 250011	ATE
318 Ci	87	12/99→08/01					
318 Ci	105	09/01→02/04					
318 Ci	110	03/04→05/06					
320 Cd	110	11/03→07/06					
323 Ci	120	04/99→09/00					
323 Ci	125	04/99→09/00					
325 Ci	141	09/00→05/06					
328 Ci	142	12/98→05/00					
318 Ci	100	12/00→05/06	←	09/01→		11.0441-5402.2 250028	ATE
↓							



### BMW - 3 Coupe (E46) 12/98→07/06

#### Dichtungssatz, Bremssattel

318 Ci	100	12/00→05/06	➡	09/01→		11.0441-4002.2	250011	ATE
320 Ci	110	02/99→08/01	⬅	08/99→ 09/00		11.0441-5402.2	250028	ATE
			➡	08/99→ 09/00		11.0441-4002.2	250011	ATE
320 Ci	120	01/00→05/06	⬅	09/00→		11.0441-5402.2	250028	ATE
	125	01/00→05/06	➡	09/00→		11.0441-4002.2	250011	ATE
M3 M3 CSL	252	07/00→05/06	⬅			11.0441-6003.2	250037	
	265	05/03→12/03						








#### Bremsschlauch








316 Ci	77	04/00→07/06	⬅		2	83.6152-0406.3	330789	L= 405
316 Ci	85	06/02→07/06						
318 Ci	85	12/99→08/01	➡		2	24.5169-0458.3	331429	L= 460
318 Ci	87	12/99→08/01						
318 Ci	105	09/01→02/04						
318 Ci	110	03/04→05/06						
320 Cd	110	11/03→07/06						
323 Ci	120	04/99→09/00						
323 Ci	125	04/99→09/00						
325 Ci	141	09/00→05/06						
328 Ci	142	12/98→05/00						
330 Cd	150	03/03→07/06						
330 Ci	170	06/00→05/06						
330 xi	170	06/00→07/06						
318 Ci	100	12/00→05/06	⬅	09/01→	2	83.6152-0406.3	330789	L= 405
			➡	09/01→	2	24.5169-0458.3	331429	L= 460
320 Ci	110	02/99→08/01	⬅	08/99→ 09/00	2	83.6152-0406.3	330789	L= 405
			➡	08/99→ 09/00	2	24.5169-0458.3	331429	L= 460
320 Ci	120	01/00→05/06	⬅	09/00→	2	83.6152-0406.3	330789	L= 405
	125	01/00→05/06	➡	09/00→	2	24.5169-0458.3	331429	L= 460
M3 M3 CSL	252	07/00→05/06	➡		2	24.5169-0458.3	331429	L= 460
	265	05/03→12/03						








### BMW - 3 Coupe (E92) 01/05→12/13








#### Bremssattel








316 i	90	09/07→06/13	⬅	☐		24.3541-9521.5	240723	ATE - Halter
			⬅	☐		24.3541-9522.5	240724	ATE - Halter
			➡	☐		24.3401-1707.5	240912	TRW - Halter
			➡	☐		24.3401-1708.5	240913	TRW - Halter
318 i 320 i 320 i 320 i	105 115 120 125	03/10→12/13 06/07→12/13 01/07→12/13 03/07→12/13	⬅	☐		24.3541-9521.5	240723	ATE - Halter
			⬅	☐		24.3541-9522.5	240724	ATE - Halter
			➡	☐		24.3421-9911.5	240948	ATE - Halter
			➡	☐		24.3421-9912.5	240949	ATE - Halter
320 d 320 d 320 d 320 d 320 d xDrive 320 d xDrive 320 d xDrive 320 d xDrive 320 d xDrive 320 d xDrive 323 i 325 i xDrive 328 i	120 135 145 147 120 130 135 145 147 140 155 171	03/07→06/13 03/10→06/13 09/06→02/10 03/10→06/13 09/08→06/13 09/08→02/10 03/10→06/13 09/08→02/10 03/10→06/13 04/06→02/12 03/10→04/13 09/06→12/10	⬅	☐		24.3571-9753.5	241092	ATE - Halter
			⬅	☐		24.3571-9754.5	241093	ATE - Halter
			➡	☐		24.3421-9911.5	240948	ATE - Halter
			➡	☐		24.3421-9912.5	240949	ATE - Halter
			⬅	☐	☐; 03/07→	24.3571-9753.5	241092	ATE - Halter
			⬅	☐	☐; 03/07→	24.3571-9754.5	241093	ATE - Halter
			➡	☐	☐; 03/07→	24.3421-9911.5	240948	ATE - Halter
			➡	☐	☐; 03/07→	24.3421-9912.5	240949	ATE - Halter
			➡	☐	☐; 03/07→	24.3441-9957.5	240671	ATE - Halter
			➡	☐	☐; 03/07→	24.3441-9958.5	240672	ATE - Halter
325 d 325 d 330 d 330 d 330 d xDrive 330 i 330 i ↓	150 155 170 180 180 190 200	09/09→12/13 02/07→02/10 03/06→08/08 01/09→12/13 02/10→06/13 03/10→06/13 09/06→02/10	➡	☐		24.3441-9957.5	240671	ATE - Halter
			➡	☐		24.3441-9958.5	240672	ATE - Halter
			➡	☐				
			➡	☐				
			➡	☐				

	kw			 	! #		
<b>BMW - 3 Coupe (E92) 01/05→12/13</b>							
<b>Bremssattel</b>							
330 i	200	09/07→06/13	➔	☐		24.3441-9957.5 240671	ATE - Halter
330 i xDrive	200	03/10→06/13	➔	☐			
330 xd	170	03/06→08/08	➔	☐		24.3441-9958.5 240672	ATE - Halter
330 xd	180	03/08→02/10					
330 xi	190	09/06→08/07					
330 xi	200	09/06→08/07					
330 xi	200	03/07→02/10					
335 i	225	06/06→06/13					
335 i	240	06/06→06/13					
335 i xDrive	224	01/09→06/13					
335 i xDrive	225	11/08→12/13					
335 i xDrive	240	11/08→06/13					
335 xi	225	03/07→02/10					
335 xi	240	03/07→02/10					
325 i	150	03/10→10/13	➔	☐; Motorcode: N52N		24.3571-9753.5 241092	ATE - Halter
325 i	155	03/10→06/13	➔	☐; Motorcode: N52N		24.3571-9754.5 241093	ATE - Halter
325 i	160	09/07→06/13	➔	☐; Motorcode: N52N			
325 i xDrive	160	09/08→12/13	➔	☐		24.3421-9911.5 240948	ATE - Halter
325 xi	160	09/07→08/08	➔	☐		24.3421-9912.5 240949	ATE - Halter
325 i	160	06/06→02/10	➔	☐; 09/07→; Motorcode: N52N		24.3571-9753.5 241092	ATE - Halter
			➔	☐; 09/07→; Motorcode: N52N		24.3571-9754.5 241093	ATE - Halter
			➔	☐		24.3421-9911.5 240948	ATE - Halter
			➔	☐		24.3421-9912.5 240949	ATE - Halter
325 xi	160	09/06→02/10	➔	☐; 09/07→		24.3571-9753.5 241092	ATE - Halter
			➔	☐; 09/07→		24.3571-9754.5 241093	ATE - Halter
			➔	☐		24.3421-9911.5 240948	ATE - Halter
			➔	☐		24.3421-9912.5 240949	ATE - Halter
328 i	172	06/06→06/13	➔	☐		24.3571-9753.5 241092	ATE - Halter
			➔	☐		24.3571-9754.5 241093	ATE - Halter
			➔	☐; 06/07→		24.3421-9911.5 240948	ATE - Halter
			➔	☐		24.3421-9912.5 240949	ATE - Halter
335 d	210	03/06→03/13	➔	☐; 09/06→		24.3441-9957.5 240671	ATE - Halter
			➔	☐; 09/06→		24.3441-9958.5 240672	ATE - Halter
<b>Halter, Bremssattel</b>							
318 i	105	03/10→12/13	➔			11.8170-0755.1 260119	ATE
320 d	120	03/07→06/13					
320 d	135	03/10→06/13					
320 d	145	09/06→02/10					
320 d	147	03/10→06/13					
320 d xDrive	120	09/08→06/13					
320 d xDrive	130	09/08→02/10					
320 d xDrive	135	03/10→06/13					
320 d xDrive	145	09/08→02/10					
320 d xDrive	147	03/10→06/13					
320 i	115	06/07→12/13					
320 i	120	01/07→12/13					
320 i	125	03/07→12/13					
323 i	140	04/06→02/12					
325 i	150	03/10→10/13					
325 i	160	06/06→02/10					
325 i	155	03/10→06/13					
325 i	160	09/07→06/13					
325 i xDrive	160	09/08→12/13					
325 xi	160	09/06→02/10					
325 xi	160	09/07→08/08					
328 i	171	09/06→12/10					
328 i	172	06/06→06/13					
320 d	130	09/06→02/10	➔	03/07→		11.8170-0755.1 260119	ATE
325 i xDrive	155	03/10→04/13	➔		2	11.8170-0755.1 260119	ATE
<b>Feder, Bremssattel</b>							
316 i	90	09/07→06/13	➔		2	11.8116-0137.1 390612	ATE
318 i	105	03/10→12/13	➔		2	11.8116-0137.1 390612	ATE
320 d	120	03/07→06/13	➔				
320 d	135	03/10→06/13	➔		2	11.8116-0066.1 390577	ATE
320 d	145	09/06→02/10					
320 d	147	03/10→06/13					
320 d xDrive	120	09/08→06/13					
320 d xDrive	130	09/08→02/10					
320 d xDrive	135	03/10→06/13					
320 d xDrive	145	09/08→02/10					











	kw			 	! #		
<b>BMW - 3 Coupe (E92) 01/05→12/13</b>							
<b>Feder, Bremssattel</b>							
320 d xDrive	147	03/10→06/13	←		2	11.8116-0137.1 390612	ATE
320 i	115	06/07→12/13	→		2	11.8116-0066.1 390577	ATE
320 i	125	03/07→12/13					
323 i	140	04/06→02/12					
325 i	160	06/06→02/10					
325 i	160	09/07→06/13					
325 i xDrive	155	03/10→04/13					
325 i xDrive	160	09/08→12/13					
325 xi	160	09/07→08/08					
320 d	130	09/06→02/10		03/07→	2	11.8116-0137.1 390612	ATE
			→	03/07→	2	11.8116-0066.1 390577	ATE
320 i	120	01/07→12/13			2	11.8116-0137.1 390612	ATE
325 xi	160	09/06→02/10	→		2	11.8116-0066.1 390577	ATE
328 i	171	09/06→12/10					
328 i	172	06/06→06/13					
325 d	145	02/07→02/10		03/07→	2	11.8116-0137.1 390612	ATE
			→	03/07→	2	11.8116-0296.1 390445	ATE
325 d	150	09/09→12/13	←		2	11.8116-0137.1 390612	ATE
325 d	155	02/07→02/10	→		2	11.8116-0296.1 390445	ATE
330 i xDrive	200	03/10→06/13					
330 xi	190	09/06→08/07					
330 xi	200	09/06→08/07					
330 xi	200	03/07→02/10					
325 i	150	03/10→10/13	←	Motorcode: N53	2	11.8116-0137.1 390612	ATE
			←	Motorcode: N52N	2	11.8116-0137.1 390612	ATE
			→		2	11.8116-0066.1 390577	ATE
325 i	155	03/10→06/13		Motorcode: N53	2	11.8116-0137.1 390612	ATE
				Motorcode: N52N	2	11.8116-0137.1 390612	ATE
			←	Motorcode: N53	2	11.8116-0137.1 390612	ATE
			←	Motorcode: N52N	2	11.8116-0137.1 390612	ATE
			→		2	11.8116-0066.1 390577	ATE
330 d	170	03/06→08/08	←		2	11.8116-0137.1 390612	ATE
			←	Motorcode: M57	2	11.8116-0315.2 390447	ATE
			→		2	11.8116-0296.1 390445	ATE
330 d	180	01/09→12/13		09/09→	2	11.8116-0137.1 390612	ATE
330 xd	180	03/08→02/10		→ 08/09	2	11.8116-0315.2 390447	ATE
			→		2	11.8116-0296.1 390445	ATE
330 d xDrive	180	02/10→06/13		nicht für erhöhte Nutzlast	2	11.8116-0137.1 390612	ATE
			←	für erhöhte Nutzlast	2	11.8116-0315.2 390447	ATE
			→		2	11.8116-0296.1 390445	ATE
330 i	190	03/10→06/13	←	Motorcode: N52N	2	11.8116-0137.1 390612	ATE
			←	Motorcode: N53	2	11.8116-0315.2 390447	ATE
			→		2	11.8116-0296.1 390445	ATE
330 i	200	09/06→02/10	←	Motorcode: N25N	2	11.8116-0137.1 390612	ATE
			←	Motorcode: N53	2	11.8116-0315.2 390447	ATE
			→		2	11.8116-0296.1 390445	ATE
330 i	200	09/07→06/13	←	Motorcode: N52N	2	11.8116-0137.1 390612	ATE
			←	03/10→; Motorcode: N53	2	11.8116-0137.1 390612	ATE
			←	→ 02/10; Motorcode: N53	2	11.8116-0315.2 390447	ATE
			→		2	11.8116-0296.1 390445	ATE
330 xd	170	03/06→08/08			2	11.8116-0137.1 390612	ATE
			←		2	11.8116-0315.2 390447	ATE
			→		2	11.8116-0296.1 390445	ATE
335 d	210	03/06→03/13	←	09/06→	2	11.8116-0315.2 390447	ATE
			→	09/06→	2	11.8116-0296.1 390445	ATE
335 i	225	06/06→06/13	←		2	11.8116-0315.2 390447	ATE
335 i	240	06/06→06/13	→		2	11.8116-0296.1 390445	ATE
335 i xDrive	224	01/09→06/13					
335 i xDrive	225	11/08→12/13					
335 i xDrive	240	11/08→06/13					
335 xi	225	03/07→02/10					
335 xi	240	03/07→02/10					
M3	309	06/07→06/13					
↓							











	kW			 	! #		
<b>BMW - 3 Coupe (E92) 01/05→12/13</b>							
<b>Feder, Bremssattel</b>							
M3 GTS	331	03/07→12/13	←	→ 06/13	2	11.8116-0315.2 390447	ATE
			→	→ 06/13	2	11.8116-0296.1 390445	ATE
<b>Führungshülzensatz, Bremssattel</b>							
316 i	90	09/07→06/13	←			11.0101-5402.2 260009	ATE
318 i	105	03/10→12/13	←			11.0101-5402.2 260009	ATE
320 d	120	03/07→06/13	←				
320 d	135	03/10→06/13	→			11.0101-5402.2 260009	ATE
320 d	145	09/06→02/10					
320 d	147	03/10→06/13					
320 d xDrive	120	09/08→06/13					
320 d xDrive	130	09/08→02/10					
320 d xDrive	135	03/10→06/13					
320 d xDrive	145	09/08→02/10					
320 d xDrive	147	03/10→06/13					
320 i	115	06/07→12/13					
320 i	120	01/07→12/13					
320 i	125	03/07→12/13					
323 i	140	04/06→02/12					
325 d	150	09/09→12/13					
325 d	155	02/07→02/10					
325 i	150	03/10→10/13					
325 i	160	06/06→02/10					
325 i	160	09/07→06/13					
325 i xDrive	155	03/10→04/13					
325 i xDrive	160	09/08→12/13					
325 xi	160	09/06→02/10					
325 xi	160	09/07→08/08					
328 i	171	09/06→12/10					
328 i	172	06/06→06/13					
330 i xDrive	200	03/10→06/13					
330 xi	190	09/06→08/07					
330 xi	200	09/06→08/07					
330 xi	200	03/07→02/10					
320 d	130	09/06→02/10	←	03/07→		11.0101-5402.2 260009	ATE
325 d	145	02/07→02/10	→	03/07→		11.0101-5402.2 260009	ATE
325 i	155	03/10→06/13	←			11.0101-5402.2 260009	ATE
			←	Motorcode: N52N		11.0101-5402.2 260009	ATE
			←	Motorcode: N53		11.0101-5402.2 260009	ATE
			→			11.0101-5402.2 260009	ATE
330 d	170	03/06→08/08	←			11.0101-5402.2 260009	ATE
			←	Motorcode: M57		11.0101-6006.2 260098	ATE
			→			11.0101-5402.2 260009	ATE
330 d	180	01/09→12/13	←			11.0101-5402.2 260009	ATE
330 xd	170	03/06→08/08	←			11.0101-6006.2 260098	ATE
			→			11.0101-5402.2 260009	ATE
330 d xDrive	180	02/10→06/13	←	nicht für erhöhte Nutzlast		11.0101-5402.2 260009	ATE
			←	für erhöhte Nutzlast		11.0101-6006.2 260098	ATE
			→			11.0101-5402.2 260009	ATE
330 i	190	03/10→06/13	←	Motorcode: N52N		11.0101-5402.2 260009	ATE
330 i	200	09/06→02/10	←	Motorcode: N53		11.0101-6006.2 260098	ATE
			→			11.0101-5402.2 260009	ATE
330 i	200	09/07→06/13	←	03/10→; Motorcode: N53		11.0101-5402.2 260009	ATE
			←	Motorcode: N52N		11.0101-5402.2 260009	ATE
			←	→ 02/10; Motorcode: N53		11.0101-6006.2 260098	ATE
			→			11.0101-5402.2 260009	ATE
330 xd	180	03/08→02/10	←	09/09→		11.0101-5402.2 260009	ATE
			←	→ 08/09		11.0101-6006.2 260098	ATE
			→			11.0101-5402.2 260009	ATE
335 d	210	03/06→03/13	←	09/06→		11.0101-6006.2 260098	ATE
			→	09/06→		11.0101-5402.2 260009	ATE
335 i	225	06/06→06/13	←			11.0101-6006.2 260098	ATE
335 i	240	06/06→06/13	←				
335 i xDrive	224	01/09→06/13	→			11.0101-5402.2 260009	ATE
335 i xDrive	225	11/08→12/13					
335 i xDrive	240	11/08→06/13					

	kw			 	! #		
<b>BMW - 3 Coupe (E92) 01/05→12/13</b>							
<b>Führungshülzensatz, Bremssattel</b>							
335 xi	225	03/07→02/10	←			11.0101-6006.2 260098	ATE
335 xi	240	03/07→02/10	←			11.0101-5402.2 260009	ATE
M3	309	06/07→06/13	→			11.0101-6006.2 260098	ATE
M3 GTS	331	03/07→12/13	←	→ 06/13		11.0101-6006.2 260098	ATE
			→	→ 06/13		11.0101-5402.2 260009	ATE
<b>Führungsbolzen, Bremssattel</b>							
316 i	90	09/07→06/13	←		2	11.8171-0008.1 990049	ATE
318 i	105	03/10→12/13	←		2	11.8171-0008.1 990049	ATE
320 d	120	03/07→06/13	←				
320 d	135	03/10→06/13	→		2	11.8171-0008.1 990049	ATE
320 d	145	09/06→02/10					
320 d	147	03/10→06/13					
320 d xDrive	120	09/08→06/13					
320 d xDrive	130	09/08→02/10					
320 d xDrive	135	03/10→06/13					
320 d xDrive	145	09/08→02/10					
320 d xDrive	147	03/10→06/13					
320 i	115	06/07→12/13					
320 i	120	01/07→12/13					
320 i	125	03/07→12/13					
323 i	140	04/06→02/12					
325 d	150	09/09→12/13					
325 d	155	02/07→02/10					
325 i	150	03/10→10/13					
325 i	160	06/06→02/10					
325 i	160	09/07→06/13					
325 i xDrive	155	03/10→04/13					
325 i xDrive	160	09/08→12/13					
325 xi	160	09/06→02/10					
325 xi	160	09/07→08/08					
330 i xDrive	200	03/10→06/13					
330 xi	190	09/06→08/07					
330 xi	200	09/06→08/07					
330 xi	200	03/07→02/10					
320 d	130	09/06→02/10		03/07→	2	11.8171-0008.1 990049	ATE
325 d	145	02/07→02/10	→	03/07→	2	11.8171-0008.1 990049	ATE
325 i	155	03/10→06/13	←		2	11.8171-0008.1 990049	ATE
			←	Motorcode: N52N	2	11.8171-0008.1 990049	ATE
			←	Motorcode: N53	2	11.8171-0008.1 990049	ATE
			→		2	11.8171-0008.1 990049	ATE
328 i	171	09/06→12/10			2	11.8171-0008.1 990049	ATE
328 i	172	06/06→06/13	→		2	11.8171-0008.1 990049	ATE
330 d	170	03/06→08/08	←		2	11.8171-0008.1 990049	ATE
			←	Motorcode: M57		11.8171-0067.1 250153	ATE
			→		2	11.8171-0008.1 990049	ATE
330 d	180	01/09→12/13	←		2	11.8171-0008.1 990049	ATE
			←	09/09→		11.8171-0067.1 250153	ATE
			→		2	11.8171-0008.1 990049	ATE
330 d xDrive	180	02/10→06/13		für erhöhte Nutzlast		11.8171-0067.1 250153	ATE
			→		2	11.8171-0008.1 990049	ATE
330 i	190	03/10→06/13	←	Motorcode: N53	2	11.8171-0008.1 990049	ATE
330 i	200	09/06→02/10	←	Motorcode: N52N	2	11.8171-0008.1 990049	ATE
			←	Motorcode: N53		11.8171-0067.1 250153	ATE
			→		2	11.8171-0008.1 990049	ATE
330 i	200	09/07→06/13		Motorcode: N52N	2	11.8171-0008.1 990049	ATE
			←	Motorcode: N53	2	11.8171-0008.1 990049	ATE
			←	→ 02/10; Motorcode: N53		11.8171-0067.1 250153	ATE
			→		2	11.8171-0008.1 990049	ATE
330 xd	170	03/06→08/08	←		2	11.8171-0008.1 990049	ATE
335 i	225	06/06→06/13	←				
335 i	240	06/06→06/13	←			11.8171-0067.1 250153	ATE
335 i xDrive	224	01/09→06/13	→		2	11.8171-0008.1 990049	ATE
335 i xDrive	225	11/08→12/13					
335 i xDrive	240	11/08→06/13					
335 xi	225	03/07→02/10					
335 xi	240	03/07→02/10					
M3	309	06/07→06/13					
↓							








	kw			 	! #		
<b>BMW - 3 Coupe (E92) 01/05→12/13</b>							
<b>Führungsbolzen, Bremsattel</b>							
330 xd	180	03/08→02/10	←	09/09→	2	11.8171-0008.1 990049	ATE
			←	→ 08/09	2	11.8171-0008.1 990049	ATE
			←	→ 08/09		11.8171-0067.1 250153	ATE
			→		2	11.8171-0008.1 990049	ATE
335 d	210	03/06→03/13	←	09/06→		11.8171-0067.1 250153	ATE
			→	09/06→	2	11.8171-0008.1 990049	ATE
M3 GTS	331	03/07→12/13		→ 06/13	2	11.8171-0008.1 990049	ATE
				→ 06/13		11.8171-0067.1 250153	ATE
			→	→ 06/13	2	11.8171-0008.1 990049	ATE
<b>Dichtungssatz, Bremsattel</b>							
M3	309	06/07→06/13	←			11.0441-6008.2 250038	ATE für Kolben-Ø [mm]: 60
M3 GTS	331	03/07→12/13	←	→ 06/13		11.0441-6008.2 250038	ATE für Kolben-Ø [mm]: 60
<b>Bremsschlauch</b>							
316 i	90	09/07→06/13	←		2	24.5174-0526.3 331365	L= 520
318 i	105	03/10→12/13					
320 d	120	03/07→06/13	→	am Bremsattel	2	24.5125-0230.3 331277	L= 230
320 d	135	03/10→06/13				24.5137-0221.3 331302	L= 221
320 d	147	03/10→06/13	→		2	83.7850-0180.3 331054	L= 180
320 i	115	06/07→12/13					
320 i	120	01/07→12/13					
320 i	125	03/07→12/13					
323 i	140	04/06→02/12					
325 d	150	09/09→12/13					
325 d	155	02/07→02/10					
325 i	150	03/10→10/13					
325 i	160	06/06→02/10					
325 i	155	03/10→06/13					
325 i	160	09/07→06/13					
328 i	171	09/06→12/10					
328 i	172	06/06→06/13					
330 d	180	01/09→12/13					
330 i	190	03/10→06/13					
330 i	200	09/06→02/10					
330 i	200	09/07→06/13					
335 i	225	06/06→06/13					
335 i	240	06/06→06/13					
320 d	130	09/06→02/10	←	03/07→	2	24.5174-0526.3 331365	L= 520
320 d	145	09/06→02/10	→	am Bremsattel; 03/07→	2	24.5125-0230.3 331277	L= 230
325 d	145	02/07→02/10	→			24.5137-0221.3 331302	L= 221
			→	03/07→	2	83.7850-0180.3 331054	L= 180
320 d xDrive	120	09/08→06/13	←		2	24.5113-0440.3 331239	L= 440
320 d xDrive	130	09/08→02/10					
320 d xDrive	135	03/10→06/13	→	am Bremsattel	2	24.5125-0230.3 331277	L= 230
320 d xDrive	145	09/08→02/10				24.5137-0221.3 331302	L= 221
320 d xDrive	147	03/10→06/13	→		2	83.7850-0180.3 331054	L= 180
325 i xDrive	160	09/08→12/13					
325 xi	160	09/06→02/10					
325 xi	160	09/07→08/08					
330 d xDrive	180	02/10→06/13					
330 i xDrive	200	03/10→06/13					
330 xd	180	03/08→02/10					
330 xi	190	09/06→08/07					
330 xi	200	09/06→08/07					
330 xi	200	03/07→02/10					
335 i xDrive	224	01/09→06/13					
335 i xDrive	225	11/08→12/13					
335 i xDrive	240	11/08→06/13					
335 xi	225	03/07→02/10					
335 xi	240	03/07→02/10					
325 i xDrive	155	03/10→04/13	←		2	24.5113-0440.3 331239	L= 440
			→	am Bremsattel	2	24.5125-0230.3 331277	L= 230
						24.5137-0221.3 331302	L= 221
			→		2	83.7850-0180.3 331054	L= 180
330 d	170	03/06→08/08	←	09/06→	2	24.5174-0526.3 331365	L= 520
335 d	210	03/06→03/13	→	am Bremsattel; 09/06→	2	24.5125-0230.3 331277	L= 230
						24.5137-0221.3 331302	L= 221
			→	09/06→	2	83.7850-0180.3 331054	L= 180
330 xd	170	03/06→08/08	←	09/06→	2	24.5113-0440.3 331239	L= 440
↓							
















	kW			 	! #		
<b>BMW - 3 Coupe (E92) 01/05→12/13</b>							
 <b>Bremsschlauch</b>							
330 xd	170	03/06→08/08	➔	am Bremssattel; 09/06→	2	24.5125-0230.3 331277	L= 230
			➔	09/06→	2	24.5137-0221.3 331302	L= 221
			➔		2	83.7850-0180.3 331054	L= 180
M3	309	06/07→06/13	➔		2	83.7751-0502.3 331109	L= 502
			➔	am Bremssattel	2	83.7752-0236.3 331118	L= 235
			➔		2	83.7850-0180.3 331054	L= 180
M3 GTS	331	03/07→12/13	➔	→ 06/13	2	83.7751-0502.3 331109	L= 502
			➔	am Bremssattel; → 06/13	2	83.7752-0236.3 331118	L= 235
			➔	→ 06/13	2	83.7850-0180.3 331054	L= 180
<b>BMW - 3 Gran Turismo (F34) 07/12→</b>							
 <b>Bremsschlauch</b>							
318 d	100	03/13→	➔		2	24.5169-0590.3 331422	L= 355
318 d	105	03/13→06/15	➔		2	24.5125-0230.3 331277	L= 230
318 d	110	07/15→	➔		2	24.5125-0230.3 331277	L= 230
320 d	120	03/13→	➔		2	24.5125-0230.3 331277	L= 230
320 d	135	03/13→06/15	➔		2	24.5125-0230.3 331277	L= 230
320 d	140	07/15→	➔		2	24.5125-0230.3 331277	L= 230
320 d	147	03/13→06/15	➔		2	24.5125-0230.3 331277	L= 230
320 i	120	03/13→06/16	➔		2	24.5125-0230.3 331277	L= 230
320 i	135	03/13→06/16	➔		2	24.5125-0230.3 331277	L= 230
320 i	135	07/16→	➔		2	24.5125-0230.3 331277	L= 230
325 d	155	07/13→06/16	➔		2	24.5125-0230.3 331277	L= 230
325 d	160	07/13→06/16	➔		2	24.5125-0230.3 331277	L= 230
325 d	165	07/16→02/18	➔		2	24.5125-0230.3 331277	L= 230
328 i	180	03/13→06/16	➔		2	24.5125-0230.3 331277	L= 230
330 d	190	03/14→	➔		2	24.5125-0230.3 331277	L= 230
330 i	185	07/16→	➔		2	24.5125-0230.3 331277	L= 230
335 i	225	03/13→06/16	➔		2	24.5125-0230.3 331277	L= 230
335 i	240	03/13→03/14	➔		2	24.5125-0230.3 331277	L= 230
335 i	250	04/14→06/16	➔		2	24.5125-0230.3 331277	L= 230
340 i	240	07/16→	➔		2	24.5125-0230.3 331277	L= 230
340 i	265	07/16→	➔		2	24.5125-0230.3 331277	L= 230
320 d xDrive	120	07/13→	➔	für Rechtslenker	2	24.5169-0590.3 331422	L= 355
320 d xDrive	135	07/13→06/15	➔		2	24.5125-0230.3 331277	L= 230
320 d xDrive	140	07/15→	➔		2	24.5125-0230.3 331277	L= 230
320 d xDrive	147	07/13→06/15	➔		2	24.5125-0230.3 331277	L= 230
320 i xDrive	120	07/13→06/16	➔		2	24.5125-0230.3 331277	L= 230
320 i xDrive	135	07/16→	➔		2	24.5125-0230.3 331277	L= 230
328 i xDrive	180	07/13→06/16	➔		2	24.5125-0230.3 331277	L= 230
330 d xDrive	190	03/14→	➔		2	24.5125-0230.3 331277	L= 230
330 i xDrive	185	07/16→	➔		2	24.5125-0230.3 331277	L= 230
335 d xDrive	230	03/14→	➔		2	24.5125-0230.3 331277	L= 230
335 i xDrive	225	07/13→06/16	➔		2	24.5125-0230.3 331277	L= 230
335 i xDrive	240	03/13→03/14	➔		2	24.5125-0230.3 331277	L= 230
335 i xDrive	250	04/14→06/16	➔		2	24.5125-0230.3 331277	L= 230
340 i xDrive	240	07/16→	➔		2	24.5125-0230.3 331277	L= 230
340 i xDrive	265	07/16→	➔		2	24.5125-0230.3 331277	L= 230
320 i xDrive	135	11/12→06/16	➔	03/13→; für Rechtslenker	2	24.5169-0590.3 331422	L= 355
			➔	03/13→	2	24.5125-0230.3 331277	L= 230
330 d	210	03/14→	➔	09/15→	2	24.5169-0590.3 331422	L= 355
			➔	09/15→	2	24.5125-0230.3 331277	L= 230
330 d xDrive	210	03/14→	➔	09/15→; für Rechtslenker	2	24.5169-0590.3 331422	L= 355
			➔	09/15→	2	24.5125-0230.3 331277	L= 230
<b>BMW - 3 Touring (E36) 08/94→12/99</b>							
 <b>Bremssattel</b>							
316 i	75	03/97→05/99	➔	☐; für erhöhte Nutzlast		11.9541-9588.2 220420	ATE - Halter
318 i	85	09/95→04/99	➔			24.3541-9588.5 240528	ATE - Halter
318 tds	66	03/95→04/99	➔	☐; für erhöhte Nutzlast		24.3541-9587.5 240527	ATE - Halter
			➔	☐; nicht für erhöhte Nutzlast		24.3541-9667.5 240529	ATE - Halter
			➔	☐; nicht für erhöhte Nutzlast		24.3541-9668.5 240530	ATE - Halter
			➔	☐		24.3381-9961.5 240519	ATE - Halter
			➔	☐		24.3381-9962.5 240520	ATE - Halter
320 i	110	01/95→04/99	➔	☐		11.9541-9588.2 220420	ATE - Halter
325 tds	105	03/95→04/99	➔	☐		24.3541-9588.5 240528	ATE - Halter
			➔	☐		24.3541-9587.5 240527	ATE - Halter
↓							









	kw			 	! #			
<b>BMW - 3 Touring (E36) 08/94→12/99</b>								
 <b>Bremssattel</b>								
320 i	110	01/95→04/99	→	<input type="checkbox"/>		24.3381-9961.5	240519	ATE - Halter
325 tds	105	03/95→04/99	→	<input type="checkbox"/>		24.3381-9962.5	240520	ATE - Halter
323 i	125	12/95→04/99	←	<input type="checkbox"/>		11.9541-9588.2	220420	ATE - Halter
328 i	142	02/95→04/99	←	<input type="checkbox"/>		24.3541-9588.5	240528	ATE - Halter
			←	<input type="checkbox"/>		24.3541-9587.5	240527	ATE - Halter
			→	<input type="checkbox"/>		24.3381-9959.5	240517	ATE - Halter
			→	<input type="checkbox"/>		24.3381-9960.5	240518	ATE - Halter
<b>Halter, Bremssattel</b>								
316 i	75	03/97→05/99	←	nicht für erhöhte Nutzlast	2	11.0230-0444.1	260104	ATE
318 i	85	09/95→04/99	←	für erhöhte Nutzlast	2	11.8170-0729.1	260107	ATE
318 tds	66	03/95→04/99	←					
320 i	110	01/95→04/99	←		2	11.8170-0729.1	260107	ATE
323 i	125	12/95→04/99						
325 tds	105	03/95→04/99						
328 i	142	02/95→04/99						
<b>Feder, Bremssattel</b>								
316 i	75	03/97→05/99			2	11.8116-0109.1	390495	ATE
318 i	85	09/95→04/99				11.8116-0206.1	390593	ATE
318 tds	66	03/95→04/99						
320 i	110	01/95→04/99	→		2	11.8116-0066.1	390577	ATE
323 i	125	12/95→04/99						
325 tds	105	03/95→04/99						
328 i	142	02/95→04/99						
<b>Führungshülzensatz, Bremssattel</b>								
316 i	75	03/97→05/99	←			11.0101-5402.2	260009	ATE
318 i	85	09/95→04/99	←					
318 tds	66	03/95→04/99	→			11.0101-5402.2	260009	ATE
320 i	110	01/95→04/99						
323 i	125	12/95→04/99						
325 tds	105	03/95→04/99						
328 i	142	02/95→04/99						
<b>Führungsbolzen, Bremssattel</b>								
316 i	75	03/97→05/99			2	11.8171-0008.1	990049	ATE
318 i	85	09/95→04/99						
318 tds	66	03/95→04/99						
320 i	110	01/95→04/99						
323 i	125	12/95→04/99						
325 tds	105	03/95→04/99						
328 i	142	02/95→04/99						
<b>Dichtungssatz, Bremssattel</b>								
316 i	75	03/97→05/99		nicht für erhöhte Nutzlast		11.0441-5402.2	250028	ATE
318 i	85	09/95→04/99	←	für erhöhte Nutzlast		11.0441-5402.2	250028	ATE
318 tds	66	03/95→04/99	→			11.0441-3803.2	250010	ATE
320 i	110	01/95→04/99	←			11.0441-5402.2	250028	ATE
323 i	125	12/95→04/99	←					
325 tds	105	03/95→04/99	→			11.0441-3803.2	250010	ATE
328 i	142	02/95→04/99						
 <b>Bremsschlauch</b>								
316 i	75	03/97→05/99	←		2	24.5103-0430.3	331408	L= 430
318 i	85	09/95→04/99	←					
318 tds	66	03/95→04/99	→	+ ASR	2	24.5169-0458.3	331429	L= 460
320 i	110	01/95→04/99	→	am Bremssattel	2	24.5170-0201.3	331450	L= 201
323 i	125	12/95→04/99	→					
325 tds	105	03/95→04/99	→		2	24.5202-0204.3	331402	L= 200
328 i	142	02/95→04/99						
<b>BMW - 3 Touring (E46) 06/99→07/05</b>								
 <b>Bremssattel</b>								
316 i	85	03/02→02/05	←	<input type="checkbox"/>		11.9541-9588.2	220420	ATE - Halter
318 d	85	10/02→03/03				24.3541-9588.5	240528	ATE - Halter
318 d	85	03/03→02/05						
318 i	85	10/99→09/01	←	<input type="checkbox"/>		24.3541-9587.5	240527	ATE - Halter
318 i	87	10/99→09/01	→	<input type="checkbox"/>		24.3401-1703.5	240351	ATE - Halter
318 i	105	09/01→07/05	→	<input type="checkbox"/>				
320 d	100	03/00→09/01	→	<input type="checkbox"/>		24.3401-1704.5	240352	ATE - Halter
320 d	110	09/01→02/05						
320 i	110	10/99→09/00						
320 i	120	09/00→02/05						
320 i	125	09/00→02/05						
↓								










	kW			 	! #		
<b>BMW - 3 Touring (E46) 06/99→07/05</b>							
<b>Bremssattel</b>							
325 i	141	09/00→02/05	←	☐		11.9541-9588.2 220420	ATE - Halter
325 xi	141	09/00→02/05	←	☐		24.3541-9588.5 240528	ATE - Halter
328 i	142	06/99→05/00	←	☐		24.3541-9587.5 240527	ATE - Halter
			→	☐		24.3401-1703.5 240351	ATE - Halter
			→	☐		24.3401-1704.5 240352	ATE - Halter
330 d	135	10/99→02/05	←	☐		24.3571-1733.5 240349	ATE - Halter
330 d	150	03/03→02/05	←	☐		24.3571-1734.5 240350	ATE - Halter
330 i	170	06/00→02/05	→	☐		24.3421-1705.5 240353	ATE - Halter
			→	☐		24.3421-1706.5 240354	ATE - Halter
330 xd	135	01/00→03/03	←	☐; 06/00→		24.3571-1733.5 240349	ATE - Halter
			←	☐; 06/00→		24.3571-1734.5 240350	ATE - Halter
			→	☐; 06/00→		24.3401-9951.5 240667	ATE - Halter
			→	☐; 06/00→		24.3401-9952.5 240668	ATE - Halter
330 xd	150	08/02→05/05	←	☐; 03/03→ 02/05		24.3571-1733.5 240349	ATE - Halter
			←	☐; 03/03→ 02/05		24.3571-1734.5 240350	ATE - Halter
			→	☐; 03/03→ 02/05		24.3401-9951.5 240667	ATE - Halter
			→	☐; 03/03→ 02/05		24.3401-9952.5 240668	ATE - Halter
330 xi	170	06/00→02/05	←	☐		24.3571-1733.5 240349	ATE - Halter
			←	☐		24.3571-1734.5 240350	ATE - Halter
			→	☐		24.3401-9951.5 240667	ATE - Halter
			→	☐		24.3401-9952.5 240668	ATE - Halter
<b>Halter, Bremssattel</b>							
316 i	85	03/02→02/05	←		2	11.8170-0729.1 260107	ATE
318 i	85	10/99→09/01					
318 i	87	10/99→09/01					
318 i	105	09/01→07/05					
320 d	100	03/00→09/01					
320 i	110	10/99→09/00					
318 d	85	10/02→03/03	←	nicht für erhöhte Nutzlast	2	11.8170-0729.1 260107	ATE
318 d	85	03/03→02/05	←	für erhöhte Nutzlast	2	11.8170-0730.1 260108	ATE
320 d	110	09/01→02/05	←		2	11.8170-0730.1 260108	ATE
320 i	120	09/00→02/05					
320 i	125	09/00→02/05					
325 i	141	09/00→02/05					
325 xi	141	09/00→02/05					
328 i	142	06/99→05/00					
<b>Feder, Bremssattel</b>							
316 i	85	03/02→02/05			2	11.8116-0109.1 390495	ATE
318 d	85	10/02→03/03				11.8116-0206.1 390593	ATE
318 d	85	03/03→02/05					
318 i	85	10/99→09/01	→		2	11.8116-0066.1 390577	ATE
318 i	87	10/99→09/01					
318 i	105	09/01→07/05					
320 d	100	03/00→09/01					
320 d	110	09/01→02/05					
320 i	110	10/99→09/00					
320 i	120	09/00→02/05					
320 i	125	09/00→02/05					
325 i	141	09/00→02/05					
325 xi	141	09/00→02/05					
328 i	142	06/99→05/00					
330 d	135	10/99→02/05			2	11.8116-0273.1 390515	ATE
330 d	150	03/03→02/05	→		2	11.8116-0296.1 390445	ATE
330 i	170	06/00→02/05					
330 xd	135	01/00→03/03		06/00→	2	11.8116-0094.1 390504	ATE
						11.8116-0273.1 390515	ATE
330 xd	150	08/02→05/05		03/03→ 02/05	2	11.8116-0094.1 390504	ATE
						11.8116-0273.1 390515	ATE
330 xi	170	06/00→02/05	←		2	11.8116-0273.1 390515	ATE
			→		2	11.8116-0094.1 390504	ATE
<b>Führungshülzensatz, Bremssattel</b>							
316 i	85	03/02→02/05	←			11.0101-5402.2 260009	ATE
318 d	85	10/02→03/03					
318 d	85	03/03→02/05	→			11.0101-5402.2 260009	ATE
↓							








	kW				! #		
<b>BMW - 3 Touring (E46) 06/99→07/05</b>							
<b>Führungshülsensatz, Bremsattel</b>							
318 i	85	10/99→09/01	←			11.0101-5402.2	260009 ATE
318 i	87	10/99→09/01					
318 i	105	09/01→07/05	→			11.0101-5402.2	260009 ATE
320 d	100	03/00→09/01					
320 d	110	09/01→02/05					
320 i	110	10/99→09/00					
320 i	120	09/00→02/05					
320 i	125	09/00→02/05					
325 i	141	09/00→02/05					
325 xi	141	09/00→02/05					
328 i	142	06/99→05/00					
330 d	135	10/99→02/05					
330 d	150	03/03→02/05					
330 i	170	06/00→02/05					
330 xi	170	06/00→02/05					
330 xd	135	01/00→03/03	←	06/00→		11.0101-5402.2	260009 ATE
			→	06/00→		11.0101-5402.2	260009 ATE
330 xd	150	08/02→05/05	←	03/03→ 02/05		11.0101-5402.2	260009 ATE
			→	03/03→ 02/05		11.0101-5402.2	260009 ATE
<b>Führungsbolzen, Bremsattel</b>							
316 i	85	03/02→02/05			2	11.8171-0008.1	990049 ATE
318 d	85	10/02→03/03					
318 d	85	03/03→02/05					
318 i	85	10/99→09/01					
318 i	87	10/99→09/01					
318 i	105	09/01→07/05					
320 d	100	03/00→09/01					
320 d	110	09/01→02/05					
320 i	110	10/99→09/00					
320 i	120	09/00→02/05					
320 i	125	09/00→02/05					
325 i	141	09/00→02/05					
325 xi	141	09/00→02/05					
328 i	142	06/99→05/00					
330 xi	170	06/00→02/05					
330 d	135	10/99→02/05			2	11.8171-0008.1	990049 ATE
330 d	150	03/03→02/05	→		2	11.8171-0008.1	990049 ATE
330 i	170	06/00→02/05					
330 xd	135	01/00→03/03		06/00→	2	11.8171-0008.1	990049 ATE
330 xd	150	08/02→05/05		03/03→ 02/05	2	11.8171-0008.1	990049 ATE
<b>Dichtungssatz, Bremsattel</b>							
316 i	85	03/02→02/05	←			11.0441-5402.2	250028 ATE
318 d	85	10/02→03/03					
318 d	85	03/03→02/05	→			11.0441-4002.2	250011 ATE
318 i	85	10/99→09/01					
318 i	87	10/99→09/01					
318 i	105	09/01→07/05					
320 d	100	03/00→09/01					
320 d	110	09/01→02/05					
320 i	110	10/99→09/00					
320 i	120	09/00→02/05					
320 i	125	09/00→02/05					
325 i	141	09/00→02/05					
325 xi	141	09/00→02/05					
328 i	142	06/99→05/00					
<b>Bremsschlauch</b>							
316 i	85	03/02→02/05	←		2	83.6152-0406.3	330789 L= 405
318 d	85	10/02→03/03					
318 d	85	03/03→02/05	→		2	24.5169-0458.3	331429 L= 460
318 i	85	10/99→09/01					
318 i	87	10/99→09/01					
318 i	105	09/01→07/05					
320 d	100	03/00→09/01					
320 d	110	09/01→02/05					
320 i	110	10/99→09/00					
320 i	120	09/00→02/05					
320 i	125	09/00→02/05					
325 i	141	09/00→02/05					
328 i	142	06/99→05/00					
330 d	135	10/99→02/05					
330 d	150	03/03→02/05					
330 i	170	06/00→02/05					
325 xi	141	09/00→02/05	←		2	83.7752-0460.3	331337 L= 460
330 xi	170	06/00→02/05	→		2	24.5169-0458.3	331429 L= 460
330 xd	135	01/00→03/03	←	06/00→	2	83.7752-0460.3	331337 L= 460

	kw			 	! #		
<b>BMW - 3 Touring (E46) 06/99→07/05</b>							
<b>Bremsschlauch</b>							
330 xd	135	01/00→03/03	➔	06/00→	2	24.5169-0458.3 331429	L= 460
330 xd	150	08/02→05/05	➔	03/03→ 02/05	2	83.7752-0460.3 331337	L= 460
			➔	03/03→ 02/05	2	24.5169-0458.3 331429	L= 460
<b>BMW - 3 Touring (E91) 12/04→12/12</b>							
<b>Bremssattel</b>							
316 d 316 i	85 90	09/09→06/12 09/08→06/12	➔	☐		24.3541-9521.5 240723	ATE - Halter
			➔	☐		24.3541-9522.5 240724	ATE - Halter
			➔	☐		24.3421-9911.5 240948	ATE - Halter
			➔	☐		24.3421-9912.5 240949	ATE - Halter
318 d 318 d 318 d 318 i 320 i 320 i 323 i	90 100 105 95 120 125 140	09/05→08/07 07/07→06/12 09/07→06/12 01/06→08/07 02/07→05/12 02/07→12/12 09/06→07/08	➔	☐		24.3571-9753.5 241092	ATE - Halter
			➔	☐		24.3571-9754.5 241093	ATE - Halter
			➔	☐		24.3421-9911.5 240948	ATE - Halter
			➔	☐		24.3421-9912.5 240949	ATE - Halter
			➔	☐		24.3571-9753.5 241092	ATE - Halter
			➔	☐		24.3571-9754.5 241093	ATE - Halter
318 i	100	09/07→03/12	➔	☐; 08/08→; nicht für erhöhte Nutzlast		24.3541-9521.5 240723	ATE - Halter
			➔	☐; 08/08→; nicht für erhöhte Nutzlast		24.3541-9522.5 240724	ATE - Halter
			➔	☐; → 07/08; nicht für erhöhte Nutzlast; Motorcode: N46N		24.3571-9753.5 241092	ATE - Halter
			➔	☐; für erhöhte Nutzlast		24.3571-9753.5 241092	ATE - Halter
			➔	☐; → 07/08; nicht für erhöhte Nutzlast; Motorcode: N46N		24.3571-9754.5 241093	ATE - Halter
			➔	☐; für erhöhte Nutzlast		24.3571-9754.5 241093	ATE - Halter
			➔	☐		24.3421-9911.5 240948	ATE - Halter
			➔	☐		24.3421-9912.5 240949	ATE - Halter
318 i	105	05/07→05/12	➔	☐; 03/08→; nicht für erhöhte Nutzlast		24.3541-9521.5 240723	ATE - Halter
			➔	☐; 03/08→; nicht für erhöhte Nutzlast		24.3541-9522.5 240724	ATE - Halter
			➔	☐; → 02/08; nicht für erhöhte Nutzlast		24.3571-9753.5 241092	ATE - Halter
			➔	☐; für erhöhte Nutzlast		24.3571-9753.5 241092	ATE - Halter
			➔	☐; → 02/08; nicht für erhöhte Nutzlast		24.3571-9754.5 241093	ATE - Halter
			➔	☐; für erhöhte Nutzlast		24.3571-9754.5 241093	ATE - Halter
			➔	☐		24.3421-9911.5 240948	ATE - Halter
			➔	☐		24.3421-9912.5 240949	ATE - Halter
320 d 320 d 320 d 320 d 320 d 320 d 320 d xDrive 320 d xDrive 320 d xDrive 320 d xDrive 320 d xDrive	110 120 130 135 145 147 120 130 135 145 147	12/04→08/07 06/05→06/12 02/07→12/10 03/10→05/12 02/07→02/10 03/10→05/12 07/09→06/12 09/08→02/10 03/10→06/12 02/08→02/10 03/10→05/12	➔	☐; nicht für Behördenfahrzeuge		24.3571-9753.5 241092	ATE - Halter
			➔	☐; nicht für Behördenfahrzeuge		24.3571-9754.5 241093	ATE - Halter
			➔	☐; nicht für Behördenfahrzeuge		24.3421-9911.5 240948	ATE - Halter
			➔	☐; nicht für Behördenfahrzeuge		24.3421-9912.5 240949	ATE - Halter
			➔	☐; für Behördenfahrzeuge		24.3441-9957.5 240671	ATE - Halter
			➔	☐; für Behördenfahrzeuge		24.3441-9958.5 240672	ATE - Halter
			➔	☐			
			➔	☐			
			➔	☐			
320 i 320 i	110 115	09/05→06/12 09/05→06/12	➔	☐; Motorcode: N46/N46N		24.3571-9753.5 241092	ATE - Halter
			➔	☐; Motorcode: N46/N46N		24.3571-9754.5 241093	ATE - Halter
325 d 325 d 330 d 330 d 330 d 330 d xDrive 330 i 330 i 330 i xDrive 330 xd 330 xi 330 xi 335 d 335 i 335 i 335 i xDrive 335 i xDrive ↓	145 150 155 170 180 180 190 200 200 170 190 200 210 225 240 225 240	09/06→06/12 02/10→06/12 06/05→05/12 12/04→08/08 02/08→05/12 01/09→06/12 08/05→08/07 09/07→06/12 09/07→06/12 09/05→06/12 09/05→08/07 09/07→06/12 09/06→06/12 09/06→06/12 09/06→06/12 09/08→06/12 09/08→06/12	➔	☐		24.3441-9957.5 240671	ATE - Halter
			➔	☐		24.3441-9958.5 240672	ATE - Halter
			➔	☐			
			➔	☐			
			➔	☐			
			➔	☐			
			➔	☐			
			➔	☐			
			➔	☐			
			➔	☐			
			➔	☐			
			➔	☐			
			➔	☐			
			➔	☐			








	kW			 	! #		
<b>BMW - 3 Touring (E91) 12/04→12/12</b>							
<b> Bremssattel</b>							
335 xi 335 xi	225 240	03/07→08/08 03/07→08/08	➡	<input type="checkbox"/>		24.3441-9957.5 240671	ATE - Halter
			➡	<input type="checkbox"/>		24.3441-9958.5 240672	ATE - Halter
325 i 325 i	155 160	12/04→12/10 09/07→06/12	←	<input type="checkbox"/> ; Motorcode: N52N/N53; nicht für erhöhte Nutzlast		24.3571-9753.5 241092	ATE - Halter
			←	<input type="checkbox"/> ; Motorcode: N52N/N53; nicht für erhöhte Nutzlast		24.3571-9754.5 241093	ATE - Halter
			➡	<input type="checkbox"/> ; nicht für erhöhte Nutzlast		24.3421-9911.5 240948	ATE - Halter
			➡	<input type="checkbox"/> ; nicht für erhöhte Nutzlast		24.3421-9912.5 240949	ATE - Halter
			➡	<input type="checkbox"/> ; für erhöhte Nutzlast		24.3441-9957.5 240671	ATE - Halter
			➡	<input type="checkbox"/> ; für erhöhte Nutzlast		24.3441-9958.5 240672	ATE - Halter
325 i	160	12/04→08/08	←	<input type="checkbox"/> ; Motorcode: N52N/N53/N52; nicht für erhöhte Nutzlast		24.3571-9753.5 241092	ATE - Halter
			←	<input type="checkbox"/> ; Motorcode: N52N/N53/N52; nicht für erhöhte Nutzlast		24.3571-9754.5 241093	ATE - Halter
			➡	<input type="checkbox"/> ; nicht für erhöhte Nutzlast		24.3421-9911.5 240948	ATE - Halter
			➡	<input type="checkbox"/> ; nicht für erhöhte Nutzlast		24.3421-9912.5 240949	ATE - Halter
			➡	<input type="checkbox"/> ; für erhöhte Nutzlast		24.3441-9957.5 240671	ATE - Halter
			➡	<input type="checkbox"/> ; für erhöhte Nutzlast		24.3441-9958.5 240672	ATE - Halter
325 i	155	09/07→06/12	←	<input type="checkbox"/> ; nicht für erhöhte Nutzlast		24.3571-9753.5 241092	ATE - Halter
			←	<input type="checkbox"/> ; nicht für erhöhte Nutzlast		24.3571-9754.5 241093	ATE - Halter
			➡	<input type="checkbox"/> ; nicht für erhöhte Nutzlast		24.3421-9911.5 240948	ATE - Halter
			➡	<input type="checkbox"/> ; nicht für erhöhte Nutzlast		24.3421-9912.5 240949	ATE - Halter
			➡	<input type="checkbox"/> ; für erhöhte Nutzlast		24.3441-9957.5 240671	ATE - Halter
			➡	<input type="checkbox"/> ; für erhöhte Nutzlast		24.3441-9958.5 240672	ATE - Halter
325 i xDrive 325 xi 325 xi	160 160 160	09/08→06/12 08/05→08/08 09/07→08/08	←	<input type="checkbox"/> ; Motorcode: N52N; nicht für erhöhte Nutzlast		24.3571-9753.5 241092	ATE - Halter
			←	<input type="checkbox"/> ; Motorcode: N52N; nicht für erhöhte Nutzlast		24.3571-9754.5 241093	ATE - Halter
			➡	<input type="checkbox"/> ; Motorcode: N52N; nicht für erhöhte Nutzlast		24.3421-9911.5 240948	ATE - Halter
			➡	<input type="checkbox"/> ; Motorcode: N52N; nicht für erhöhte Nutzlast		24.3421-9912.5 240949	ATE - Halter
			➡	<input type="checkbox"/> ; Motorcode: N52N; für erhöhte Nutzlast		24.3441-9957.5 240671	ATE - Halter
			➡	<input type="checkbox"/> ; Motorcode: N52/N53		24.3441-9957.5 240671	ATE - Halter
			➡	<input type="checkbox"/> ; Motorcode: N52N; für erhöhte Nutzlast		24.3441-9958.5 240672	ATE - Halter
			➡	<input type="checkbox"/> ; Motorcode: N52/N53		24.3441-9958.5 240672	ATE - Halter
<b>Halter, Bremssattel</b>							
316 d 316 i 318 d 318 d 318 d 318 i 318 i 318 i 318 i 320 i 320 i 320 i 320 i 323 i	85 90 90 100 105 95 100 105 110 115 120 125 140	09/09→06/12 09/08→06/12 09/05→08/07 07/07→06/12 09/07→06/12 01/06→08/07 09/07→03/12 05/07→05/12 09/05→06/12 09/05→06/12 02/07→05/12 02/07→12/12 09/06→07/08	➡		2	11.8170-0755.1 260119	ATE
320 d 320 d 320 d 320 d 320 d 320 d 320 d xDrive 320 d xDrive 320 d xDrive 320 d xDrive 320 d xDrive	110 120 130 135 145 147 120 130 135 145 147	12/04→08/07 06/05→06/12 02/07→12/10 03/10→05/12 02/07→02/10 03/10→05/12 07/09→06/12 09/08→02/10 03/10→06/12 02/08→02/10 03/10→05/12	➡	nicht für Behördenfahrzeuge	2	11.8170-0755.1 260119	ATE
325 i 325 i 325 i 325 i	155 160 155 160	12/04→12/10 12/04→08/08 09/07→06/12 09/07→06/12	➡	nicht für erhöhte Nutzlast	2	11.8170-0755.1 260119	ATE
↓							










	kW			 	! #		
<b>BMW - 3 Touring (E91) 12/04→12/12</b>							
<b>Halter, Bremsattel</b>							
325 i xDrive 325 xi 325 xi	160 160 160	09/08→06/12 08/05→08/08 09/07→08/08	➔	Motorcode: N52N; nicht für erhöhte Nutzlast	2	11.8170-0755.1 260119	ATE
<b>Feder, Bremsattel</b>							
316 d 316 i 318 d 318 d 318 d 318 i 320 i 320 i 323 i	85 90 90 100 105 95 120 125 140	09/09→06/12 09/08→06/12 09/05→08/07 07/07→06/12 09/07→06/12 01/06→08/07 02/07→05/12 02/07→12/12 09/06→07/08	←		2	11.8116-0137.1 390612	ATE
318 i 318 i	100 105	09/07→03/12 05/07→05/12	←	nicht für erhöhte Nutzlast	2	11.8116-0137.1 390612	ATE
			←	für erhöhte Nutzlast	2	11.8116-0137.1 390612	ATE
			➔		2	11.8116-0066.1 390577	ATE
320 d 320 d 320 d 320 d 320 d 320 d xDrive 320 d xDrive 320 d xDrive 320 d xDrive 320 d xDrive	110 120 130 135 145 120 130 135 145 147	12/04→08/07 06/05→06/12 02/07→12/10 03/10→05/12 02/07→02/10 07/09→06/12 09/08→02/10 03/10→06/12 02/08→02/10 03/10→05/12	←		2	11.8116-0137.1 390612	ATE
			➔	nicht für Behördenfahrzeuge	2	11.8116-0066.1 390577	ATE
			➔	für Behördenfahrzeuge	2	11.8116-0296.1 390445	ATE
320 d 320 d	147 110	03/10→05/12 09/05→06/12 09/05→06/12	➔	nicht für Behördenfahrzeuge	2	11.8116-0066.1 390577	ATE
			➔	für Behördenfahrzeuge	2	11.8116-0296.1 390445	ATE
320 i 320 i	110 115	09/05→06/12 09/05→06/12		→ 05/12; Motorcode: N46	2	11.8116-0137.1 390612	ATE
				→ 05/12; Motorcode: N46N	2	11.8116-0137.1 390612	ATE
			➔	→ 08/07	2	11.8116-0066.1 390577	ATE
325 d 325 d	145 150	09/06→06/12 02/10→06/12	←	nicht für Behördenfahrzeuge	2	11.8116-0137.1 390612	ATE
			←	für Behördenfahrzeuge	2	11.8116-0315.2 390447	ATE
			➔		2	11.8116-0296.1 390445	ATE
325 i 325 i	155 155	12/04→12/10 09/07→06/12	←		2	11.8116-0137.1 390612	ATE
			➔	nicht für erhöhte Nutzlast	2	11.8116-0066.1 390577	ATE
			➔	für erhöhte Nutzlast	2	11.8116-0296.1 390445	ATE
325 i	160	12/04→08/08	←	für erhöhte Nutzlast	2	11.8116-0137.1 390612	ATE
			←	Motorcode: N52N/N53/N52; nicht für erhöhte Nutzlast	2	11.8116-0137.1 390612	ATE
			➔	nicht für erhöhte Nutzlast	2	11.8116-0066.1 390577	ATE
			➔	für erhöhte Nutzlast	2	11.8116-0296.1 390445	ATE
325 i	160	09/07→06/12	←	Motorcode: N52N/N53; nicht für erhöhte Nutzlast	2	11.8116-0137.1 390612	ATE
			←	für erhöhte Nutzlast	2	11.8116-0137.1 390612	ATE
			➔	nicht für erhöhte Nutzlast	2	11.8116-0066.1 390577	ATE
			➔	für erhöhte Nutzlast	2	11.8116-0296.1 390445	ATE
325 i xDrive	160	09/08→06/12		Motorcode: N52/N53/N52N	2	11.8116-0137.1 390612	ATE
			➔	Motorcode: N52N; nicht für erhöhte Nutzlast	2	11.8116-0066.1 390577	ATE
			➔	Motorcode: N52N; für erhöhte Nutzlast	2	11.8116-0296.1 390445	ATE
			➔	Motorcode: N52/N53	2	11.8116-0296.1 390445	ATE
325 xi 325 xi	160 160	08/05→08/08 09/07→08/08	←	Motorcode: N52N	2	11.8116-0137.1 390612	ATE
			←	Motorcode: N52/N53	2	11.8116-0137.1 390612	ATE
			➔	Motorcode: N52N; nicht für erhöhte Nutzlast	2	11.8116-0066.1 390577	ATE
			➔	Motorcode: N52/N53	2	11.8116-0296.1 390445	ATE
			➔	Motorcode: N52N; für erhöhte Nutzlast	2	11.8116-0296.1 390445	ATE
330 d	155	06/05→05/12	←	→ 08/07	2	11.8116-0137.1 390612	ATE
			←	10/09→	2	11.8116-0137.1 390612	ATE
			←	09/07→ 09/09	2	11.8116-0315.2 390447	ATE
			➔		2	11.8116-0296.1 390445	ATE
↓							

	kW			 	! #		
<b>BMW - 3 Touring (E91) 12/04→12/12</b>							
<b>Feder, Bremssattel</b>							
330 d	170	12/04→08/08	←	→ 08/07	2	11.8116-0137.1 390612	ATE
			←	09/07→	2	11.8116-0315.2 390447	ATE
			→	06/05→	2	11.8116-0296.1 390445	ATE
330 d	180	02/08→05/12	←	10/09→; nicht für erhöhte Nutzlast	2	11.8116-0137.1 390612	ATE
			←	→ 09/09; nicht für erhöhte Nutzlast	1	11.8116-0315.2 390447	ATE
			←	für erhöhte Nutzlast	2	11.8116-0315.2 390447	ATE
			→		2	11.8116-0296.1 390445	ATE
330 d xDrive	180	01/09→06/12	←	10/09→; nicht für erhöhte Nutzlast	2	11.8116-0137.1 390612	ATE
			←	→ 09/09; nicht für erhöhte Nutzlast	2	11.8116-0315.2 390447	ATE
			←	für erhöhte Nutzlast	2	11.8116-0315.2 390447	ATE
			→		2	11.8116-0296.1 390445	ATE
330 i	190	08/05→08/07	←		2	11.8116-0137.1 390612	ATE
330 xi	190	09/05→08/07	→		2	11.8116-0296.1 390445	ATE
330 i	200	09/07→06/12	←	10/09→	2	11.8116-0137.1 390612	ATE
330 i xDrive	200	09/07→06/12	←	→ 09/09	2	11.8116-0315.2 390447	ATE
			→		2	11.8116-0296.1 390445	ATE
330 xd	170	09/05→06/12	←		2	11.8116-0137.1 390612	ATE
						11.8116-0315.2 390447	ATE
			→		2	11.8116-0296.1 390445	ATE
330 xi	200	09/07→06/12	←	10/09→		11.8116-0137.1 390612	ATE
			←	→ 09/09	2	11.8116-0315.2 390447	ATE
			→		2	11.8116-0296.1 390445	ATE
335 d	210	09/06→06/12	←		2	11.8116-0315.2 390447	ATE
335 i	225	09/06→06/12	→				
335 i	240	09/06→06/12	→		2	11.8116-0296.1 390445	ATE
335 i xDrive	225	09/08→06/12					
335 i xDrive	240	09/08→06/12					
335 xi	225	03/07→08/08					
335 xi	240	03/07→08/08					
<b>Führungshülsensatz, Bremssattel</b>							
316 d	85	09/09→06/12	←			11.0101-5402.2 260009	ATE
316 i	90	09/08→06/12					
318 d	90	09/05→08/07	→			11.0101-5402.2 260009	ATE
318 d	100	07/07→06/12					
318 d	105	09/07→06/12					
318 i	95	01/06→08/07					
320 d	110	12/04→08/07					
320 d	120	06/05→06/12					
320 d	130	02/07→12/10					
320 d	135	03/10→05/12					
320 d	145	02/07→02/10					
320 d	147	03/10→05/12					
320 d xDrive	120	07/09→06/12					
320 d xDrive	130	09/08→02/10					
320 d xDrive	135	03/10→06/12					
320 d xDrive	145	02/08→02/10					
320 d xDrive	147	03/10→05/12					
320 i	120	02/07→05/12					
320 i	125	02/07→12/12					
323 i	140	09/06→07/08					
325 i	155	12/04→12/10					
325 i	160	12/04→08/08					
325 i	155	09/07→06/12					
330 i	190	08/05→08/07					
330 xi	190	09/05→08/07					
318 i	100	09/07→03/12	←	nicht für erhöhte Nutzlast		11.0101-5402.2 260009	ATE
318 i	105	05/07→05/12	←	für erhöhte Nutzlast		11.0101-5402.2 260009	ATE
			→			11.0101-5402.2 260009	ATE
320 i	110	09/05→06/12	←	Motorcode: N46N		11.0101-5402.2 260009	ATE
320 i	115	09/05→06/12	←	Motorcode: N46		11.0101-5402.2 260009	ATE
			→			11.0101-5402.2 260009	ATE
325 d	145	09/06→06/12	←	nicht für Behördenfahrzeuge		11.0101-5402.2 260009	ATE
325 d	150	02/10→06/12	←	für Behördenfahrzeuge		11.0101-6006.2 260098	ATE
			→			11.0101-5402.2 260009	ATE
↓							










	kW			 	! #			
<b>BMW - 3 Touring (E91) 12/04→12/12</b>								
<b>Führungshülzensatz, Bremssattel</b>								
325 i	160	09/07→06/12	←	Motorcode: N52N/N53; nicht für erhöhte Nutzlast		11.0101-5402.2	260009	ATE
			←	für erhöhte Nutzlast		11.0101-5402.2	260009	ATE
			→			11.0101-5402.2	260009	ATE
325 i xDrive	160	09/08→06/12	←	Motorcode: N52N/N53(N52		11.0101-5402.2	260009	ATE
			→	Motorcode: N52/N53/N52N		11.0101-5402.2	260009	ATE
325 xi 325 xi	160	08/05→08/08	←	Motorcode: N52/N53		11.0101-5402.2	260009	ATE
	160	09/07→08/08	←	Motorcode: N52N		11.0101-5402.2	260009	ATE
			→	Motorcode: N52N		11.0101-5402.2	260009	ATE
			→	Motorcode: N52/N53		11.0101-5402.2	260009	ATE
330 d	155	06/05→05/12	←	→ 08/07		11.0101-5402.2	260009	ATE
			←	10/09→		11.0101-5402.2	260009	ATE
			←	09/07→ 09/09		11.0101-6006.2	260098	ATE
			→			11.0101-5402.2	260009	ATE
330 d	170	12/04→08/08	←	→ 08/07		11.0101-5402.2	260009	ATE
			←	09/07→		11.0101-6006.2	260098	ATE
			→			11.0101-5402.2	260009	ATE
330 d 330 d xDrive	180	02/08→05/12	←	nicht für erhöhte Nutzlast		11.0101-5402.2	260009	ATE
	180	01/09→06/12	←	für erhöhte Nutzlast		11.0101-6006.2	260098	ATE
			→			11.0101-5402.2	260009	ATE
330 i 330 i xDrive	200	09/07→06/12	←	10/09→		11.0101-5402.2	260009	ATE
	200	09/07→06/12	←	→ 09/09		11.0101-6006.2	260098	ATE
			→			11.0101-5402.2	260009	ATE
330 xd	170	09/05→06/12	←			11.0101-5402.2	260009	ATE
						11.0101-6006.2	260098	ATE
			→			11.0101-5402.2	260009	ATE
330 xi	200	09/07→06/12	←			11.0101-5402.2	260009	ATE
			←	→ 09/09		11.0101-6006.2	260098	ATE
			→			11.0101-5402.2	260009	ATE
335 d 335 i 335 i 335 i xDrive 335 i xDrive 335 xi 335 xi	210	09/06→06/12	←			11.0101-6006.2	260098	ATE
	225	09/06→06/12	→			11.0101-5402.2	260009	ATE
	240	09/06→06/12	→					
	225	09/08→06/12						
	240	09/08→06/12						
	225	03/07→08/08						
	240	03/07→08/08						
<b>Führungsbolzen, Bremssattel</b>								
316 d	85	09/09→06/12	←		2	11.8171-0008.1	990049	ATE
316 i	90	09/08→06/12						
318 d	90	09/05→08/07	→		2	11.8171-0008.1	990049	ATE
318 d	100	07/07→06/12						
318 d	105	09/07→06/12						
318 i	95	01/06→08/07						
320 d	110	12/04→08/07						
320 d	120	06/05→06/12						
320 d	130	02/07→12/10						
320 d	135	03/10→05/12						
320 d	145	02/07→02/10						
320 d	147	03/10→05/12						
320 d xDrive	120	07/09→06/12						
320 d xDrive	130	09/08→02/10						
320 d xDrive	135	03/10→06/12						
320 d xDrive	145	02/08→02/10						
320 d xDrive	147	03/10→05/12						
320 i	120	02/07→05/12						
320 i	125	02/07→12/12						
323 i	140	09/06→07/08						
325 i	155	12/04→12/10						
325 i	160	12/04→08/08						
325 i	155	09/07→06/12						
330 i	190	08/05→08/07						
330 xi	190	09/05→08/07						
318 i 318 i	100	09/07→03/12	←	nicht für erhöhte Nutzlast	2	11.8171-0008.1	990049	ATE
	105	05/07→05/12	←	für erhöhte Nutzlast	2	11.8171-0008.1	990049	ATE
			→		2	11.8171-0008.1	990049	ATE
↓								












	kw			 	! #		
<b>BMW - 3 Touring (E91) 12/04→12/12</b>							
<b>Führungsbolzen, Bremsattel</b>							
320 i	110	09/05→06/12	←	Motorcode: N46N	2	11.8171-0008.1 990049	ATE
320 i	115	09/05→06/12	←	Motorcode: N46	2	11.8171-0008.1 990049	ATE
			→		2	11.8171-0008.1 990049	ATE
325 d	145	09/06→06/12	←		2	11.8171-0008.1 990049	ATE
325 d	150	02/10→06/12	←	für Behördenfahrzeuge		11.8171-0067.1 250153	ATE
			→		2	11.8171-0008.1 990049	ATE
325 i	160	09/07→06/12	←	für erhöhte Nutzlast	2	11.8171-0008.1 990049	ATE
			←	Motorcode: N52N/N53; nicht für erhöhte Nutzlast	2	11.8171-0008.1 990049	ATE
			→	für erhöhte Nutzlast	2	11.8171-0008.1 990049	ATE
325 i xDrive	160	09/08→06/12	←	Motorcode: N52/N53/N25N	2	11.8171-0008.1 990049	ATE
			→	Motorcode: N52/N53/N25N	2	11.8171-0008.1 990049	ATE
325 xi	160	08/05→08/08	←	Motorcode: N52/N53	2	11.8171-0008.1 990049	ATE
325 xi	160	09/07→08/08	←	Motorcode: N52N	2	11.8171-0008.1 990049	ATE
			→	Motorcode: N52N; für erhöhte Nutzlast	2	11.8171-0008.1 990049	ATE
			→	Motorcode: N52/N53	2	11.8171-0008.1 990049	ATE
330 d	155	06/05→05/12		09/07→ 09/09		11.8171-0067.1 250153	ATE
			←		2	11.8171-0008.1 990049	ATE
			→		2	11.8171-0008.1 990049	ATE
330 d	170	12/04→08/08	←	09/07→	2	11.8171-0008.1 990049	ATE
			←	→ 08/07	2	11.8171-0008.1 990049	ATE
			←	09/07→		11.8171-0067.1 250153	ATE
			→		2	11.8171-0008.1 990049	ATE
330 d	180	02/08→05/12	←		2	11.8171-0008.1 990049	ATE
330 d xDrive	180	01/09→06/12	←	→ 09/09; nicht für erhöhte Nutzlast		11.8171-0067.1 250153	ATE
			←	für erhöhte Nutzlast		11.8171-0067.1 250153	ATE
			→		2	11.8171-0008.1 990049	ATE
330 i	200	09/07→06/12	←		2	11.8171-0008.1 990049	ATE
330 i xDrive	200	09/07→06/12	←	→ 09/09		11.8171-0067.1 250153	ATE
330 xi	200	09/07→06/12	→		2	11.8171-0008.1 990049	ATE
330 xd	170	09/05→06/12	←		2	11.8171-0008.1 990049	ATE
335 d	210	09/06→06/12	←			11.8171-0067.1 250153	ATE
335 i	225	09/06→06/12	←			11.8171-0067.1 250153	ATE
335 i	240	09/06→06/12	→		2	11.8171-0008.1 990049	ATE
335 i xDrive	225	09/08→06/12					
335 i xDrive	240	09/08→06/12					
335 xi	225	03/07→08/08					
335 xi	240	03/07→08/08					
<b>Bremsschlauch</b>							
316 d	85	09/09→06/12	←	→ 05/12	2	24.5174-0526.3 331365	L= 520
318 d	105	09/07→06/12	→	am Bremsattel; → 05/12	2	24.5125-0230.3 331277	L= 230
						24.5137-0221.3 331302	L= 221
			→	→ 05/12	2	83.7850-0180.3 331054	L= 180
316 i	90	09/08→06/12	←		2	24.5174-0526.3 331365	L= 520
318 d	90	09/05→08/07	→	am Bremsattel	2	24.5125-0230.3 331277	L= 230
318 d	100	07/07→06/12	→			24.5137-0221.3 331302	L= 221
318 i	95	01/06→08/07	→		2	83.7850-0180.3 331054	L= 180
318 i	100	09/07→03/12	→				
318 i	105	05/07→05/12					
320 d	110	12/04→08/07					
320 d	120	06/05→06/12					
320 d	130	02/07→12/10					
320 d	135	03/10→05/12					
320 d	145	02/07→02/10					
320 d	147	03/10→05/12					
320 i	120	02/07→05/12					
320 i	125	02/07→12/12					
323 i	140	09/06→07/08					
325 d	145	09/06→06/12					
325 d	150	02/10→06/12					
325 i	155	09/07→06/12					
325 i	160	09/07→06/12					
330 d	180	02/08→05/12					
330 i	190	08/05→08/07					





	kW			 	! #		
<b>BMW - 3 Touring (E91) 12/04→12/12</b>							
<b>Bremsschlauch</b>							
330 i	200	09/07→06/12	←		2	24.5174-0526.3 331365	L= 520
335 d	210	09/06→06/12					
335 i	225	09/06→06/12	→	am Bremssattel	2	24.5125-0230.3 331277	L= 230
335 i	240	09/06→06/12				24.5137-0221.3 331302	L= 221
			→		2	83.7850-0180.3 331054	L= 180
320 d xDrive	120	07/09→06/12	←		2	24.5113-0440.3 331239	L= 440
320 d xDrive	130	09/08→02/10					
320 d xDrive	135	03/10→06/12	→	am Bremssattel	2	24.5125-0230.3 331277	L= 230
320 d xDrive	145	02/08→02/10				24.5137-0221.3 331302	L= 221
320 d xDrive	147	03/10→05/12	→		2	83.7850-0180.3 331054	L= 180
325 i xDrive	160	09/08→06/12					
325 xi	160	08/05→08/08					
325 xi	160	09/07→08/08					
330 d xDrive	180	01/09→06/12					
330 i xDrive	200	09/07→06/12					
330 xd	170	09/05→06/12					
330 xi	190	09/05→08/07					
330 xi	200	09/07→06/12					
335 i xDrive	225	09/08→06/12					
335 i xDrive	240	09/08→06/12					
335 xi	225	03/07→08/08					
335 xi	240	03/07→08/08					
320 i	110	09/05→06/12	←	→ 08/07	2	24.5174-0526.3 331365	L= 520
320 i	115	09/05→06/12	→	am Bremssattel; → 08/07	2	24.5125-0230.3 331277	L= 230
						24.5137-0221.3 331302	L= 221
			→	→ 08/07	2	83.7850-0180.3 331054	L= 180
325 i	155	12/04→12/10	←	07/05→	2	24.5174-0526.3 331365	L= 520
325 i	160	12/04→08/08					
330 d	155	06/05→05/12	→	am Bremssattel	2	24.5125-0230.3 331277	L= 230
330 d	170	12/04→08/08				24.5137-0221.3 331302	L= 221
			→		2	83.7850-0180.3 331054	L= 180
<b>BMW - 3 Touring (F31) 07/12→06/19</b>							
<b>Bremsschlauch</b>							
316 d	85	11/12→06/19	←		2	24.5169-0590.3 331422	L= 355
316 i	100	03/13→06/15					
318 d	100	11/12→06/19	→		2	24.5125-0230.3 331277	L= 230
318 d	105	11/12→06/15					
318 d	110	07/15→06/19					
318 d xDrive	105	07/13→06/15					
318 d xDrive	110	07/15→02/18					
318 i	100	07/15→06/19					
320 d	120	07/12→06/19					
320 d	135	07/12→02/16					
320 d	140	07/15→06/19					
320 d	147	07/12→02/16					
320 d xDrive	120	03/13→06/19					
320 d xDrive	135	03/13→06/15					
320 d xDrive	140	07/15→06/19					
320 d xDrive	147	03/13→06/15					
320 i	120	11/12→06/15					
320 i	135	11/12→06/15					
320 i	135	07/15→06/19					
320 i xDrive	120	03/13→06/15					
320 i xDrive	135	03/13→06/15					
320 i xDrive	135	07/15→06/19					
325 d	165	03/16→02/18					
328 i	180	07/12→06/15					
328 i xDrive	180	03/13→06/16					
330 d	190	07/12→06/19					
330 d xDrive	190	03/13→06/19					
330 i	185	07/15→06/19					
330 i xDrive	185	07/15→06/19					
335 d xDrive	230	11/13→06/19					
335 i	225	03/13→06/15					
335 i	240	03/13→06/13					
335 i	250	07/13→06/15					
335 i xDrive	225	03/13→06/15					
335 i xDrive	240	03/13→06/13					
335 i xDrive	250	07/13→06/15					
340 i	240	07/15→06/19					
340 i	265	07/15→06/19					
340 i xDrive	240	07/15→06/19					
340 i xDrive	265	07/15→06/19					
325 d	155	03/13→02/16	←	04/13→	2	24.5169-0590.3 331422	L= 355
325 d	160	03/13→02/16	→	04/13→	2	24.5125-0230.3 331277	L= 230
330 d	210	07/12→06/19	←	09/15→	2	24.5169-0590.3 331422	L= 355
↓							



	kW			 	! #		
<b>BMW - 3 Touring (F31) 07/12→06/19</b>							
 <b>Bremsschlauch</b>							
330 d xDrive	210	03/13→06/19	➔	09/15→	2	24.5125-0230.3 331277	L= 230
<b>BMW - 3 Touring Van (F31) 07/12→06/19</b>							
 <b>Bremsschlauch</b>							
330 d xDrive	190	03/13→06/19	➔		2	24.5169-0590.3 331422	L= 355
			➔		2	24.5125-0230.3 331277	L= 230
<b>BMW - 4 Cabriolet (F33, F83) 10/13→</b>							
 <b>Bremsschlauch</b>							
420 d	120	11/13→	➔		2	24.5169-0590.3 331422	L= 355
420 d	135	10/13→06/15	➔		2	24.5125-0230.3 331277	L= 230
420 d	140	07/15→					
420 d	147	10/13→06/15					
420 i	120	07/14→02/16					
420 i	120	03/16→					
420 i	135	07/14→02/16					
420 i	135	03/16→					
425 d	155	07/14→02/16					
425 d	160	07/14→02/16					
425 d	165	03/16→02/18					
428 i	180	11/13→02/17					
428 i xDrive	180	03/14→02/16					
430 d	190	07/14→					
430 d	210	07/14→					
430 i	185	03/16→					
430 i xDrive	185	03/16→					
435 d xDrive	230	07/14→					
435 i	225	11/13→02/16					
435 i	250	11/13→02/16					
435 i xDrive	225	07/14→02/16					
435 i xDrive	250	07/14→02/16					
440 i	240	03/16→					
440 i	265	03/16→					
440 i xDrive	240	03/16→					
440 i xDrive	265	03/16→					
<b>BMW - 4 Coupe (F32, F82) 07/13→</b>							
 <b>Bremsschlauch</b>							
418 d	100	03/15→10/17	➔		2	24.5169-0590.3 331422	L= 355
418 d	110	03/15→10/17	➔		2	24.5125-0230.3 331277	L= 230
418 i	100	03/16→					
420 d	120	07/13→					
420 d	135	07/13→02/15					
420 d	140	03/15→					
420 d	147	07/13→03/15					
420 d xDrive	120	11/13→					
420 d xDrive	135	11/13→02/15					
420 d xDrive	140	03/15→					
420 d xDrive	147	11/13→03/15					
420 i	120	11/13→02/17					
420 i	120	03/16→					
420 i	135	11/13→02/17					
420 i	135	03/16→					
420 i xDrive	120	11/13→02/16					
420 i xDrive	120	03/16→					
420 i xDrive	135	11/13→02/16					
420 i xDrive	135	03/16→					
425 d	155	03/14→02/16					
425 d	160	03/14→02/16					
425 d	165	03/16→10/17					
428 i	180	07/13→02/17					
428 i xDrive	180	07/13→02/16					
430 d	190	11/13→					
430 d	210	11/13→					
430 d xDrive	190	03/14→					
430 d xDrive	210	03/14→					
430 i	183	03/16→					
430 i	185	03/16→					
430 i xDrive	185	03/16→					
435 d xDrive	230	11/13→					
435 i	225	07/13→02/16					
435 i	250	07/13→02/16					
435 i xDrive	225	07/13→02/16					
435 i xDrive	250	07/13→02/16					
440 i	240	03/16→					
440 i	265	03/16→					
440 i xDrive	240	03/16→					
440 i xDrive	265	03/16→					

**BMW - 4 Gran Coupe (F36) 03/14→**

**Bremsschlauch**

418 d	100	03/14→	←		2	24.5169-0590.3	331422	L= 355
418 d	105	03/14→06/15						
418 d	110	07/15→	→		2	24.5125-0230.3	331277	L= 230
418 i	100	07/15→				24.5137-0221.3	331302	L= 221
420 d	120	03/14→						
420 d	135	03/14→02/15						
420 d	140	03/15→						
420 d	147	03/14→02/15						
420 d xDrive	120	03/14→						
420 d xDrive	135	03/14→02/15						
420 d xDrive	140	03/15→						
420 d xDrive	147	03/14→02/15						
420 i	120	03/14→02/17						
420 i	120	03/16→						
420 i	135	03/14→02/17						
420 i	135	03/16→						
420 i xDrive	120	07/14→02/16						
420 i xDrive	120	03/16→						
420 i xDrive	135	07/14→02/16						
420 i xDrive	135	03/16→						
425 d	155	03/16→02/18						
425 d	165	03/16→02/18						
428 i	180	03/14→06/16						
428 i xDrive	180	03/14→02/16						
430 d	190	07/14→						
430 d	210	07/14→						
430 d xDrive	190	07/14→						
430 d xDrive	210	07/14→						
430 i	185	03/16→						
430 i xDrive	185	03/16→						
435 d xDrive	230	07/14→						
435 i	225	03/14→02/16						
435 i	250	03/14→02/16						
435 i xDrive	225	07/14→02/16						
435 i xDrive	250	07/14→02/16						
440 i	240	03/16→						
440 i	265	03/16→						
440 i xDrive	240	03/16→						
440 i xDrive	265	03/16→						

**BMW - 5 (E34) 02/87→12/95**








**Bremssattel**









518 i	85	05/94→08/95	←	<input type="checkbox"/>	24.3601-8501.5	240533	ATE - Halter
			←	<input type="checkbox"/>	24.3601-8502.5	240534	ATE - Halter
			→	<input type="checkbox"/> ; + ABS	24.3381-8503.5	240515	ATE - Halter
			→	<input type="checkbox"/> ; + ABS	24.3381-8504.5	240516	ATE - Halter
520 i 24V	110	04/90→08/95	←	<input type="checkbox"/> ; nicht für Behördenfahrzeuge	24.3601-8501.5	240533	ATE - Halter
			←	<input type="checkbox"/> ; nicht für Behördenfahrzeuge	24.3601-8502.5	240534	ATE - Halter
			←	<input type="checkbox"/> ; für Behördenfahrzeuge	24.3601-8505.5	240537	ATE - Halter
			←	<input type="checkbox"/> ; für Behördenfahrzeuge	24.3601-8506.5	240538	ATE - Halter
			→	<input type="checkbox"/>	24.3381-8503.5	240515	ATE - Halter
			→	<input type="checkbox"/>	24.3381-8504.5	240516	ATE - Halter
525 i 24V 530 i V8	141	03/90→08/95	←	<input type="checkbox"/>	24.3601-8505.5	240537	ATE - Halter
	160	09/92→12/95	←	<input type="checkbox"/>	24.3601-8506.5	240538	ATE - Halter
			→	<input type="checkbox"/>	24.3381-8503.5	240515	ATE - Halter
			→	<input type="checkbox"/>	24.3381-8504.5	240516	ATE - Halter
525 iX 24V	141	10/91→08/95	→	<input type="checkbox"/>	24.3381-8503.5	240515	ATE - Halter
			→	<input type="checkbox"/>	24.3381-8504.5	240516	ATE - Halter
525 td 525 tds	85	03/93→08/95	←	<input type="checkbox"/>	24.3601-8501.5	240533	ATE - Halter
	105	09/91→08/95	←	<input type="checkbox"/>	24.3601-8502.5	240534	ATE - Halter
			→	<input type="checkbox"/>	24.3381-8503.5	240515	ATE - Halter
			→	<input type="checkbox"/>	24.3381-8504.5	240516	ATE - Halter
540 i V8	210	09/92→12/95	←	<input type="checkbox"/>	24.3601-8503.5	240535	ATE - Halter
			←	<input type="checkbox"/>	24.3601-8504.5	240536	ATE - Halter









**Feder, Bremssattel**

518 i	85	05/94→08/95	←		2	11.8116-0083.1	390501	ATE
			→	+ ABS	2	11.8116-0066.1	390577	ATE








↓








	kW			 	! #		
<b>BMW - 5 (E34) 02/87→12/95</b>							
<b>Feder, Bremssattel</b>							
520 i 24V	110	04/90→08/95	←		2	11.8116-0083.1 390501	ATE
525 i 24V	141	03/90→08/95	→		2	11.8116-0066.1 390577	ATE
525 td	85	03/93→08/95					
525 tds	105	09/91→08/95					
530 i V8	160	09/92→12/95					
525 iX 24V	141	10/91→08/95	→		2	11.8116-0066.1 390577	ATE
540 i V8	210	09/92→12/95					
M5	250	01/92→07/95	←	06/94→	2	11.8116-0315.2 390447	ATE
			→	→ 05/94	2	11.8116-0066.1 390577	ATE
<b>Führungshülsensatz, Bremssattel</b>							
518 i	85	05/94→08/95	←			11.0101-5402.2 260009	ATE
			→	+ ABS		11.0101-5402.2 260009	ATE
520 i 24V	110	04/90→08/95	←			11.0101-5402.2 260009	ATE
525 i 24V	141	03/90→08/95	→			11.0101-5402.2 260009	ATE
525 iX 24V	141	10/91→08/95					
525 td	85	03/93→08/95					
525 tds	105	09/91→08/95					
530 i V8	160	09/92→12/95					
540 i V8	210	09/92→12/95					
M5	250	01/92→07/95	←	→ 05/94		11.0101-5402.2 260009	ATE
			→	→ 05/94		11.0101-5402.2 260009	ATE
			→	06/94→		11.0101-5402.2 260009	ATE
<b>Führungsbolzen, Bremssattel</b>							
518 i	85	05/94→08/95	←		2	11.8171-0008.1 990049	ATE
			→	+ ABS	2	11.8171-0008.1 990049	ATE
520 i 24V	110	04/90→08/95	←		2	11.8171-0008.1 990049	ATE
525 i 24V	141	03/90→08/95	→		2	11.8171-0008.1 990049	ATE
525 iX 24V	141	10/91→08/95					
525 td	85	03/93→08/95					
525 tds	105	09/91→08/95					
530 i V8	160	09/92→12/95					
540 i V8	210	09/92→12/95					
M5	250	01/92→07/95	←	→ 05/94	2	11.8171-0008.1 990049	ATE
			→	→ 05/94	2	11.8171-0008.1 990049	ATE
			→	06/94→	2	11.8171-0008.1 990049	ATE
<b>Dichtungssatz, Bremssattel</b>							
518 i	85	05/94→08/95	←			11.0441-6003.2 250037	
			→	+ ABS		11.0441-3803.2 250010	ATE
520 i 24V	110	04/90→08/95	←			11.0441-6003.2 250037	
525 i 24V	141	03/90→08/95	→		2	11.0441-3803.2 250010	ATE
525 iX 24V	141	10/91→08/95					
525 td	85	03/93→08/95					
525 tds	105	09/91→08/95					
530 i V8	160	09/92→12/95					
540 i V8	210	09/92→12/95	←			11.0441-6003.2 250037	
M5	250	01/92→07/95	→			11.0441-4002.2 250011	ATE
			←	→ 05/94		11.0441-6003.2 250037	
			→	06/94→		11.0441-4002.2 250011	ATE
<b>Bremsschlauch</b>							
518 i	85	05/94→08/95	←		2	24.5113-0423.3 331396	L= 420
			→	am Bremssattel; + ABS	2	24.5170-0201.3 331450	L= 201
			→		2	24.5201-0204.3 331400	L= 204
520 i 24V	110	04/90→08/95	←		2	24.5113-0423.3 331396	L= 420
525 i 24V	141	03/90→08/95	→		2	24.5170-0201.3 331450	L= 201
525 td	85	03/93→08/95					
525 tds	105	09/91→08/95					
530 i V8	160	09/92→12/95	→		2	24.5201-0204.3 331400	L= 204
540 i V8	210	09/92→12/95					
M5	250	01/92→07/95					
525 iX 24V	141	10/91→08/95	→	am Bremssattel	2	24.5170-0201.3 331450	L= 201
			→		2	24.5201-0204.3 331400	L= 204

	kw			 	! #		
<b>BMW - 5 (E39) 09/95→07/03</b>							
 <b>Bremssattel</b>							
520 d	100	02/00→06/03	←	☐; 04/00→; für Behördenfahrzeuge	24.3601-1713.5	240355	ATE - Halter
			←	☐; 04/00→; für Behördenfahrzeuge	24.3601-1714.5	240356	ATE - Halter
			→	☐; 04/00→; für Behördenfahrzeuge	24.3406-9993.5	240637	ATE - Halter
			→	☐; 04/00→; für Behördenfahrzeuge	24.3406-9994.5	240638	ATE - Halter
			→	☐; 04/00→; nicht für Behördenfahrzeuge	24.3406-9995.5	240639	ATE - Halter
			→	☐; 04/00→; nicht für Behördenfahrzeuge	24.3406-9996.5	240640	ATE - Halter
520 i	100	01/96→06/03	←	☐; → 03/00; für Behördenfahrzeuge	24.3601-1713.5	240355	ATE - Halter
			←	☐; 04/00→; für Behördenfahrzeuge	24.3601-1713.5	240355	ATE - Halter
			←	☐; → 03/00; für Behördenfahrzeuge	24.3601-1714.5	240356	ATE - Halter
			←	☐; 04/00→; für Behördenfahrzeuge	24.3601-1714.5	240356	ATE - Halter
			→	☐; für Behördenfahrzeuge	24.3406-9993.5	240637	ATE - Halter
			→	☐; für Behördenfahrzeuge	24.3406-9994.5	240638	ATE - Halter
			→	☐; 03/96→; nicht für Behördenfahrzeuge	24.3406-9995.5	240639	ATE - Halter
			→	☐; 03/96→; nicht für Behördenfahrzeuge	24.3406-9996.5	240640	ATE - Halter
520 i	110	01/96→06/03	←	☐; 03/96→ 03/00; für Behördenfahrzeuge	24.3601-1713.5	240355	ATE - Halter
			←	☐; 04/00→; für Behördenfahrzeuge	24.3601-1713.5	240355	ATE - Halter
			←	☐; 03/96→ 03/00; für Behördenfahrzeuge	24.3601-1714.5	240356	ATE - Halter
			←	☐; 04/00→; für Behördenfahrzeuge	24.3601-1714.5	240356	ATE - Halter
			→	☐; 03/96→; für Behördenfahrzeuge	24.3406-9993.5	240637	ATE - Halter
			→	☐; 03/96→; für Behördenfahrzeuge	24.3406-9994.5	240638	ATE - Halter
			→	☐; 03/96→; nicht für Behördenfahrzeuge	24.3406-9995.5	240639	ATE - Halter
			→	☐; 03/96→; nicht für Behördenfahrzeuge	24.3406-9996.5	240640	ATE - Halter
520 i 520 i	120 125	09/00→06/03 09/00→06/03	←	☐; für Behördenfahrzeuge	24.3601-1713.5	240355	ATE - Halter
			←	☐; für Behördenfahrzeuge	24.3601-1714.5	240356	ATE - Halter
			→	☐; für Behördenfahrzeuge	24.3406-9993.5	240637	ATE - Halter
			→	☐; für Behördenfahrzeuge	24.3406-9994.5	240638	ATE - Halter
			→	☐; nicht für Behördenfahrzeuge	24.3406-9995.5	240639	ATE - Halter
			→	☐; nicht für Behördenfahrzeuge	24.3406-9996.5	240640	ATE - Halter
523 i	125	09/95→08/00	→	☐; 09/98→	24.3406-9993.5	240637	ATE - Halter
			→	☐; 12/95→ 08/98; für Behördenfahrzeuge	24.3406-9993.5	240637	ATE - Halter
			→	☐; 09/98→	24.3406-9994.5	240638	ATE - Halter
			→	☐; 12/95→ 08/98; für Behördenfahrzeuge	24.3406-9994.5	240638	ATE - Halter
			→	☐; 12/95→ 08/98; nicht für Behördenfahrzeuge	24.3406-9995.5	240639	ATE - Halter
			→	☐; 12/95→ 08/98; nicht für Behördenfahrzeuge	24.3406-9996.5	240640	ATE - Halter
525 d	120	02/00→06/03	←	☐; 04/00→; für Behördenfahrzeuge	24.3601-1713.5	240355	ATE - Halter
			←	☐; 04/00→; für Behördenfahrzeuge	24.3601-1714.5	240356	ATE - Halter
			→	☐; 04/00→	24.3406-9993.5	240637	ATE - Halter
			→	☐; 04/00→	24.3406-9994.5	240638	ATE - Halter
525 i	141	09/00→06/03	←	☐; 10/00→; für Behördenfahrzeuge	24.3601-1713.5	240355	ATE - Halter
			←	☐; 10/00→; für Behördenfahrzeuge	24.3601-1714.5	240356	ATE - Halter
			→	☐; 10/00→	24.3406-9993.5	240637	ATE - Halter
			→	☐; 10/00→	24.3406-9994.5	240638	ATE - Halter
525 td	85	01/97→06/03	→	☐; → 09/00; für Behördenfahrzeuge	24.3406-9993.5	240637	ATE - Halter
			→	☐; → 09/00; für Behördenfahrzeuge	24.3406-9994.5	240638	ATE - Halter
			→	☐; → 09/00; nicht für Behördenfahrzeuge	24.3406-9995.5	240639	ATE - Halter
			→	☐; → 09/00; nicht für Behördenfahrzeuge	24.3406-9996.5	240640	ATE - Halter
525 tds	105	01/96→06/03	→	☐; 02/96→ 09/00; für Behördenfahrzeuge	24.3406-9993.5	240637	ATE - Halter
			→	☐; 02/96→ 09/00; für Behördenfahrzeuge	24.3406-9994.5	240638	ATE - Halter
↓							








	kW			 	! #			
<b>BMW - 5 (E39) 09/95→07/03</b>								
<b> Bremssattel</b>								
525 tds	105	01/96→06/03	➡	☐; 02/96→09/00; nicht für Behördenfahrzeuge		24.3406-9995.5	240639	ATE - Halter
			➡	☐; 02/96→09/00; nicht für Behördenfahrzeuge		24.3406-9996.5	240640	ATE - Halter
528 i	142	09/95→08/00	➡	☐; 12/95→		24.3406-9993.5	240637	ATE - Halter
			➡	☐; 12/95→		24.3406-9994.5	240638	ATE - Halter
530 d	135	08/98→09/00	➡	☐; 09/98→		24.3406-9993.5	240637	ATE - Halter
			➡	☐; 09/98→		24.3406-9994.5	240638	ATE - Halter
530 d	142	09/98→06/03	←	☐; 10/00→		24.3601-1713.5	240355	ATE - Halter
			←	☐; 10/00→		24.3601-1714.5	240356	ATE - Halter
			➡	☐		24.3406-9993.5	240637	ATE - Halter
			➡	☐		24.3406-9994.5	240638	ATE - Halter
530 i	170	09/00→06/03	←	☐; 10/00→		24.3601-1713.5	240355	ATE - Halter
			←	☐; 10/00→		24.3601-1714.5	240356	ATE - Halter
			➡	☐; 10/00→		24.3406-9993.5	240637	ATE - Halter
			➡	☐; 10/00→		24.3406-9994.5	240638	ATE - Halter
535 i	173	06/96→08/98	←	☐; 09/97→		24.3601-1713.5	240355	ATE - Halter
			←	☐; 09/97→		24.3601-1714.5	240356	ATE - Halter
			➡	☐		24.3406-9993.5	240637	ATE - Halter
			➡	☐		24.3406-9994.5	240638	ATE - Halter
535 i	180	09/98→06/03	←	☐; → 03/00		24.3601-1713.5	240355	ATE - Halter
			←	☐; 04/00→		24.3601-1713.5	240355	ATE - Halter
			←	☐; → 03/00		24.3601-1714.5	240356	ATE - Halter
			←	☐; 04/00→		24.3601-1714.5	240356	ATE - Halter
			➡	☐		24.3406-9993.5	240637	ATE - Halter
			➡	☐		24.3406-9994.5	240638	ATE - Halter
540 i	210	03/96→06/03	←	☐; 04/00→		24.3601-1713.5	240355	ATE - Halter
			←	☐; 05/96→03/00		24.3601-1713.5	240355	ATE - Halter
			←	☐; 04/00→		24.3601-1714.5	240356	ATE - Halter
			←	☐; 05/96→03/00		24.3601-1714.5	240356	ATE - Halter
			➡	☐; 05/96→		24.3406-9993.5	240637	ATE - Halter
			➡	☐; 05/96→		24.3406-9994.5	240638	ATE - Halter
<b>Feder, Bremssattel</b>								
520 d 525 d	100 120	02/00→06/03 02/00→06/03	←	04/00→; nicht für Behördenfahrzeuge	2	11.8116-0239.2	390510	ATE
			←	04/00→; für Behördenfahrzeuge	2	11.8116-0290.2	390520	ATE
			➡	04/00→	2	11.8116-0168.1	390499	ATE
520 i	100	01/96→06/03	←	→ 03/00; für Behördenfahrzeuge	2	11.8116-0197.1	390523	ATE
			←	nicht für Behördenfahrzeuge	2	11.8116-0239.2	390510	ATE
			←	04/00→; für Behördenfahrzeuge	2	11.8116-0290.2	390520	ATE
			➡		2	11.8116-0168.1	390499	ATE
520 i	110	01/96→06/03	←	03/96→03/00; für Behördenfahrzeuge	2	11.8116-0197.1	390523	ATE
			←	03/96→10/96; nicht für Behördenfahrzeuge	2	11.8116-0239.2	390510	ATE
			←	11/96→; nicht für Behördenfahrzeuge	2	11.8116-0239.2	390510	ATE
			←	04/00→; für Behördenfahrzeuge	2	11.8116-0290.2	390520	ATE
			➡	03/96→	2	11.8116-0168.1	390499	ATE
520 i 520 i	120 125	09/00→06/03 09/00→06/03	←	nicht für Behördenfahrzeuge	2	11.8116-0239.2	390510	ATE
			←	für Behördenfahrzeuge	2	11.8116-0290.2	390520	ATE
			➡		2	11.8116-0168.1	390499	ATE
523 i	125	09/95→08/00	←	12/95→10/96	2	11.8116-0239.2	390510	ATE
			←	11/96→	2	11.8116-0239.2	390510	ATE
			➡	12/95→08/98	2	11.8116-0168.1	390499	ATE
			➡	09/98→	2	11.8116-0168.1	390499	ATE
525 i ↓	141	09/00→06/03	←	10/00→; nicht für Behördenfahrzeuge	2	11.8116-0239.2	390510	ATE
















































































	kW			 	! #			
<b>BMW - 5 (E39) 09/95→07/03</b>								
<b>Feder, Bremssattel</b>								
525 i	141	09/00→06/03	←	10/00→; für Behördenfahrzeuge	2	11.8116-0290.2	390520	ATE
			→	10/00→	2	11.8116-0168.1	390499	ATE
525 td	85	01/97→06/03	←	→ 09/00	2	11.8116-0239.2	390510	ATE
			→	→ 09/00	2	11.8116-0168.1	390499	ATE
525 tds	105	01/96→06/03	←	11/96→ 09/00	2	11.8116-0239.2	390510	ATE
			←	02/96→ 10/96	2	11.8116-0239.2	390510	ATE
			→	02/96→ 09/00	2	11.8116-0168.1	390499	ATE
528 i	142	09/95→08/00	←	11/96→	2	11.8116-0239.2	390510	ATE
			←	12/95→ 10/96	2	11.8116-0239.2	390510	ATE
			→	12/95→	2	11.8116-0168.1	390499	ATE
530 d	135	08/98→09/00	←	09/98→	2	11.8116-0239.2	390510	ATE
			→	09/98→	2	11.8116-0168.1	390499	ATE
530 d	142	09/98→06/03	←	→ 09/00	2	11.8116-0239.2	390510	ATE
			←	10/00→	2	11.8116-0290.2	390520	ATE
			→		2	11.8116-0168.1	390499	ATE
530 i	170	09/00→06/03	←	10/00→	2	11.8116-0290.2	390520	ATE
			→	10/00→	2	11.8116-0168.1	390499	ATE
535 i	173	06/96→08/98	←	09/97→	2	11.8116-0197.1	390523	ATE
			←	11/96→ 08/97	2	11.8116-0239.2	390510	ATE
			←	→ 10/96	2	11.8116-0239.2	390510	ATE
			→		2	11.8116-0168.1	390499	ATE
535 i	180	09/98→06/03	←	→ 03/00	2	11.8116-0197.1	390523	ATE
			←	04/00→	2	11.8116-0290.2	390520	ATE
			→		2	11.8116-0168.1	390499	ATE
540 i	210	03/96→06/03	←	05/96→ 03/00	2	11.8116-0197.1	390523	ATE
			←	04/00→	2	11.8116-0290.2	390520	ATE
			→	05/96→	2	11.8116-0168.1	390499	ATE
M5	294	10/98→06/03	←		2	11.8116-0197.1	390523	ATE
			→		2	11.8116-0296.1	390445	ATE
<b>Führungshülzensatz, Bremssattel</b>								
520 d 525 d	100 120	02/00→06/03 02/00→06/03	←	04/00→		11.0101-5402.2	260009	ATE
			→	04/00→		11.0101-5402.2	260009	ATE
520 i	100	01/96→06/03	←	nicht für Behördenfahrzeuge		11.0101-5402.2	260009	ATE
			←	→ 03/00; für Behördenfahrzeuge		11.0101-5402.2	260009	ATE
			←	04/00→; für Behördenfahrzeuge		11.0101-5402.2	260009	ATE
			→			11.0101-5402.2	260009	ATE
520 i	110	01/96→06/03	←	11/96→; nicht für Behördenfahrzeuge		11.0101-5402.2	260009	ATE
			←	03/96→ 03/00; für Behördenfahrzeuge		11.0101-5402.2	260009	ATE
			←	04/00→; für Behördenfahrzeuge		11.0101-5402.2	260009	ATE
			←	03/96→ 10/96; nicht für Behördenfahrzeuge		11.0101-5402.2	260009	ATE
			→	03/96→		11.0101-5402.2	260009	ATE
520 i 520 i	120 125	09/00→06/03 09/00→06/03	←	für Behördenfahrzeuge		11.0101-5402.2	260009	ATE
			←	nicht für Behördenfahrzeuge		11.0101-5402.2	260009	ATE
			→			11.0101-5402.2	260009	ATE
523 i	125	09/95→08/00	←	11/96→		11.0101-5402.2	260009	ATE
			←	12/95→ 10/96		11.0101-5402.2	260009	ATE
			→	12/95→ 08/98		11.0101-5402.2	260009	ATE
			→	09/98→		11.0101-5402.2	260009	ATE
525 i 530 i	141 170	09/00→06/03 09/00→06/03	←	10/00→		11.0101-5402.2	260009	ATE
			→	10/00→		11.0101-5402.2	260009	ATE
525 td	85	01/97→06/03	←	→ 09/00		11.0101-5402.2	260009	ATE
			→	→ 09/00		11.0101-5402.2	260009	ATE
↓								









	kW			 	! #		
<b>BMW - 5 (E39) 09/95→07/03</b>							
<b>Führungshülzensatz, Bremssattel</b>							
525 tds	105	01/96→06/03	←	11/96→ 09/00		11.0101-5402.2 260009	ATE
			←	02/96→ 10/96		11.0101-5402.2 260009	ATE
			→	02/96→ 09/00		11.0101-5402.2 260009	ATE
528 i	142	09/95→08/00	←	12/95→ 10/96		11.0101-5402.2 260009	ATE
			←	11/96→		11.0101-5402.2 260009	ATE
			→	12/95→		11.0101-5402.2 260009	ATE
530 d	135	08/98→09/00	←	09/98→		11.0101-5402.2 260009	ATE
			→	09/98→		11.0101-5402.2 260009	ATE
530 d	142	09/98→06/03	←	10/00→		11.0101-5402.2 260009	ATE
			←	→ 09/00		11.0101-5402.2 260009	ATE
			→			11.0101-5402.2 260009	ATE
535 i	173	06/96→08/98	←	09/97→		11.0101-5402.2 260009	ATE
			←	→ 10/96		11.0101-5402.2 260009	ATE
			←	11/96→ 08/97		11.0101-5402.2 260009	ATE
			→			11.0101-5402.2 260009	ATE
535 i	180	09/98→06/03	←	→ 03/00		11.0101-5402.2 260009	ATE
			←	04/00→		11.0101-5402.2 260009	ATE
			→			11.0101-5402.2 260009	ATE
540 i	210	03/96→06/03	←	04/00→		11.0101-5402.2 260009	ATE
			←	05/96→ 03/00		11.0101-5402.2 260009	ATE
			→	05/96→		11.0101-5402.2 260009	ATE
M5	294	10/98→06/03	←			11.0101-5402.2 260009	ATE
			→			11.0101-5402.2 260009	ATE
<b>Führungsbolzen, Bremssattel</b>							
520 d 525 d	100	02/00→06/03	←	04/00→	2	11.8171-0008.1 990049	ATE
	120	02/00→06/03	→	04/00→	2	11.8171-0008.1 990049	ATE
520 i	100	01/96→06/03		→ 03/00; für Behördenfahrzeuge	2	11.8171-0008.1 990049	ATE
			←	nicht für Behördenfahrzeuge	2	11.8171-0008.1 990049	ATE
			←	04/00→; für Behördenfahrzeuge	2	11.8171-0008.1 990049	ATE
			→		2	11.8171-0008.1 990049	ATE
520 i	110	01/96→06/03		03/96→ 03/00; für Behördenfahrzeuge	2	11.8171-0008.1 990049	ATE
			←	11/96→; nicht für Behördenfahrzeuge	2	11.8171-0008.1 990049	ATE
			←	03/96→ 10/96; nicht für Behördenfahrzeuge	2	11.8171-0008.1 990049	ATE
			←	04/00→; für Behördenfahrzeuge	2	11.8171-0008.1 990049	ATE
			→	03/96→	2	11.8171-0008.1 990049	ATE
520 i 520 i	120	09/00→06/03	←	nicht für Behördenfahrzeuge	2	11.8171-0008.1 990049	ATE
	125	09/00→06/03	←	für Behördenfahrzeuge	2	11.8171-0008.1 990049	ATE
			→		2	11.8171-0008.1 990049	ATE
523 i	125	09/95→08/00	←	12/95→ 10/96	2	11.8171-0008.1 990049	ATE
			←	11/96→	2	11.8171-0008.1 990049	ATE
			→	12/95→ 08/98	2	11.8171-0008.1 990049	ATE
			→	09/98→	2	11.8171-0008.1 990049	ATE
525 i 530 i	141	09/00→06/03	←	10/00→	2	11.8171-0008.1 990049	ATE
	170	09/00→06/03	→	10/00→	2	11.8171-0008.1 990049	ATE
525 td	85	01/97→06/03	←	→ 09/00	2	11.8171-0008.1 990049	ATE
			→	→ 09/00	2	11.8171-0008.1 990049	ATE
525 tds	105	01/96→06/03	←	11/96→ 09/00	2	11.8171-0008.1 990049	ATE
			←	02/96→ 10/96	2	11.8171-0008.1 990049	ATE
			→	02/96→ 09/00	2	11.8171-0008.1 990049	ATE
528 i	142	09/95→08/00	←	11/96→	2	11.8171-0008.1 990049	ATE
			←	12/95→ 10/96	2	11.8171-0008.1 990049	ATE
			→	12/95→	2	11.8171-0008.1 990049	ATE
↓							











	kw			 	! #		
<b>BMW - 5 (E39) 09/95→07/03</b>							
<b>Führungsbolzen, Bremsattel</b>							
530 d	135	08/98→09/00	←	09/98→	2	11.8171-0008.1 990049	ATE
			→	09/98→	2	11.8171-0008.1 990049	ATE
530 d	142	09/98→06/03	←	10/00→	2	11.8171-0008.1 990049	ATE
			←	→ 09/00	2	11.8171-0008.1 990049	ATE
			→		2	11.8171-0008.1 990049	ATE
535 i	173	06/96→08/98		09/97→	2	11.8171-0008.1 990049	ATE
			←	11/96→ 08/97	2	11.8171-0008.1 990049	ATE
			←	→ 10/96	2	11.8171-0008.1 990049	ATE
535 i	180	09/98→06/03		→ 03/00	2	11.8171-0008.1 990049	ATE
			←	04/00→	2	11.8171-0008.1 990049	ATE
			→		2	11.8171-0008.1 990049	ATE
540 i	210	03/96→06/03		05/96→ 03/00	2	11.8171-0008.1 990049	ATE
			←	04/00→	2	11.8171-0008.1 990049	ATE
			→	05/96→	2	11.8171-0008.1 990049	ATE
M5	294	10/98→06/03	←		2	11.8171-0008.1 990049	ATE
			→		2	11.8171-0008.1 990049	ATE
<b>Dichtungssatz, Bremsattel</b>							
520 d	100	02/00→06/03	←	04/00→; für Behördenfahrzeuge		11.0441-6003.2 250037	
525 d	120	02/00→06/03	←	04/00→; nicht für Behördenfahrzeuge		11.0441-6008.2 250038	ATE für Kolben-Ø [mm]: 60
			→	04/00→		11.0441-4004.2 250012	ATE
520 i	100	01/96→06/03	←	04/00→; für Behördenfahrzeuge		11.0441-6003.2 250037	
			←	→ 03/00; für Behördenfahrzeuge		11.0441-6003.2 250037	
			←	nicht für Behördenfahrzeuge		11.0441-6008.2 250038	ATE für Kolben-Ø [mm]: 60
			→			11.0441-4004.2 250012	ATE
520 i	110	01/96→06/03	←	03/96→ 03/00; für Behördenfahrzeuge		11.0441-6003.2 250037	
			←	04/00→; für Behördenfahrzeuge		11.0441-6003.2 250037	
			←	03/96→ 10/96; nicht für Behördenfahrzeuge		11.0441-6008.2 250038	ATE für Kolben-Ø [mm]: 60
			←	11/96→; nicht für Behördenfahrzeuge		11.0441-6008.2 250038	ATE für Kolben-Ø [mm]: 60
			→	03/96→		11.0441-4004.2 250012	ATE
520 i	120	09/00→06/03	←	für Behördenfahrzeuge		11.0441-6003.2 250037	
			←	nicht für Behördenfahrzeuge		11.0441-6008.2 250038	ATE für Kolben-Ø [mm]: 60
			→			11.0441-4004.2 250012	ATE
523 i	125	09/95→08/00	←	11/96→		11.0441-6008.2 250038	ATE für Kolben-Ø [mm]: 60
			←	12/95→ 10/96		11.0441-6008.2 250038	ATE für Kolben-Ø [mm]: 60
			→	12/95→ 08/98		11.0441-4004.2 250012	ATE
			→	09/98→		11.0441-4004.2 250012	ATE
525 i	141	09/00→06/03	←	10/00→; für Behördenfahrzeuge		11.0441-6003.2 250037	
			←	10/00→; nicht für Behördenfahrzeuge		11.0441-6008.2 250038	ATE für Kolben-Ø [mm]: 60
			→	10/00→		11.0441-4004.2 250012	ATE
525 td	85	01/97→06/03	←	→ 09/00		11.0441-6008.2 250038	ATE für Kolben-Ø [mm]: 60
			→	→ 09/00		11.0441-4004.2 250012	ATE
525 tds	105	01/96→06/03	←	11/96→ 09/00		11.0441-6008.2 250038	ATE für Kolben-Ø [mm]: 60
			←	02/96→ 10/96		11.0441-6008.2 250038	ATE für Kolben-Ø [mm]: 60
			→	02/96→ 09/00		11.0441-4004.2 250012	ATE
528 i	142	09/95→08/00	←	12/95→ 10/96		11.0441-6008.2 250038	ATE für Kolben-Ø [mm]: 60
			←	11/96→		11.0441-6008.2 250038	ATE für Kolben-Ø [mm]: 60
			→	12/95→		11.0441-4004.2 250012	ATE
530 d	135	08/98→09/00	←	09/98→		11.0441-6008.2 250038	ATE für Kolben-Ø [mm]: 60
			→	09/98→		11.0441-4004.2 250012	ATE
530 d	142	09/98→06/03	←	10/00→		11.0441-6003.2 250037	
			←	→ 09/00		11.0441-6008.2 250038	ATE für Kolben-Ø [mm]: 60
↓							








	kW			 	! #		
<b>BMW - 5 (E39) 09/95→07/03</b>							
<b>Dichtungssatz, Bremssattel</b>							
530 d	142	09/98→06/03	➡			11.0441-4004.2 250012	ATE
530 i	170	09/00→06/03	⬅	10/00→		11.0441-6003.2 250037	
			➡	10/00→		11.0441-4004.2 250012	ATE
535 i	173	06/96→08/98	⬅	09/97→		11.0441-6003.2 250037	
			⬅	→ 10/96		11.0441-6008.2 250038	ATE für Kolben-Ø [mm]: 60
			⬅	11/96→ 08/97		11.0441-6008.2 250038	ATE für Kolben-Ø [mm]: 60
			➡			11.0441-4004.2 250012	ATE
535 i	180	09/98→06/03	⬅	→ 03/00		11.0441-6003.2 250037	
			⬅	04/00→		11.0441-6003.2 250037	
			➡			11.0441-4004.2 250012	ATE
540 i	210	03/96→06/03	⬅	04/00→		11.0441-6003.2 250037	
			⬅	05/96→ 03/00		11.0441-6003.2 250037	
			➡	05/96→		11.0441-4004.2 250012	ATE
M5	294	10/98→06/03	⬅			11.0441-6003.2 250037	
<b> Bremsschlauch</b>							
520 d 525 d	100 120	02/00→06/03 02/00→06/03	⬅	 ; 04/00→; + ASC		24.5201-0100.3 331512	L= 100
			⬅	 ; 04/00→; + ASC		24.5201-0101.3 331517	L= 100
			⬅	am Bremssattel; 04/00→	2	83.6151-0411.3 330461	L= 410
			➡	 ; 04/00→		24.5201-0100.3 331512	L= 100
			➡	 ; 04/00→		24.5201-0101.3 331517	L= 100
			➡	am Bremssattel; 04/00→	2	83.6113-0276.3 330538	L= 275
520 i 520 i 520 i 530 d 535 i 535 i M5	100 120 125 142 173 180 294	01/96→06/03 09/00→06/03 09/00→06/03 09/98→06/03 06/96→08/98 09/98→06/03 10/98→06/03	⬅	 ; + ASC		24.5201-0100.3 331512	L= 100
			⬅	 ; + ASC		24.5201-0101.3 331517	L= 100
			⬅	am Bremssattel	2	83.6151-0411.3 330461	L= 410
			➡			24.5201-0100.3 331512	L= 100
			➡			24.5201-0101.3 331517	L= 100
			➡	am Bremssattel	2	83.6113-0276.3 330538	L= 275
520 i	110	01/96→06/03	⬅	 ; 03/96→; + ASC		24.5201-0100.3 331512	L= 100
			⬅	 ; 03/96→; + ASC		24.5201-0101.3 331517	L= 100
			⬅	am Bremssattel; 03/96→	2	83.6151-0411.3 330461	L= 410
			➡	 ; 03/96→		24.5201-0100.3 331512	L= 100
			➡	 ; 03/96→		24.5201-0101.3 331517	L= 100
			➡	am Bremssattel; 03/96→	2	83.6113-0276.3 330538	L= 275
523 i 528 i	125 142	09/95→08/00 09/95→08/00	⬅	 ; 12/95→; + ASC		24.5201-0100.3 331512	L= 100
			⬅	 ; 12/95→; + ASC		24.5201-0101.3 331517	L= 100
			⬅	am Bremssattel; 12/95→	2	83.6151-0411.3 330461	L= 410
			➡	 ; 12/95→		24.5201-0100.3 331512	L= 100
			➡	 ; 12/95→		24.5201-0101.3 331517	L= 100
			➡	am Bremssattel; 12/95→	2	83.6113-0276.3 330538	L= 275
525 i 530 i	141 170	09/00→06/03 09/00→06/03	⬅	 ; 10/00→; + ASC		24.5201-0100.3 331512	L= 100
			⬅	 ; 10/00→; + ASC		24.5201-0101.3 331517	L= 100
			⬅	am Bremssattel; 10/00→	2	83.6151-0411.3 330461	L= 410
			➡	 ; 10/00→		24.5201-0100.3 331512	L= 100
			➡	 ; 10/00→		24.5201-0101.3 331517	L= 100
			➡	am Bremssattel; 10/00→	2	83.6113-0276.3 330538	L= 275
525 td	85	01/97→06/03	⬅	 ; → 09/00; + ASC		24.5201-0100.3 331512	L= 100
			⬅	 ; → 09/00; + ASC		24.5201-0101.3 331517	L= 100
			⬅	am Bremssattel; → 09/00	2	83.6151-0411.3 330461	L= 410
			➡	 ; → 09/00		24.5201-0100.3 331512	L= 100
			➡	 ; → 09/00		24.5201-0101.3 331517	L= 100
			➡	am Bremssattel; → 09/00	2	83.6113-0276.3 330538	L= 275
525 tds ↓	105	01/96→06/03	⬅	 ; 02/96→ 09/00; + ASC		24.5201-0100.3 331512	L= 100

	kw			 	! #		
<b>BMW - 5 (E39) 09/95→07/03</b>							
 <b>Bremsschlauch</b>							
525 tds	105	01/96→06/03	←	 ; 02/96→ 09/00; + ASC	24.5201-0101.3	331517	L= 100
			←	am Bremssattel; 02/96→ 09/00	83.6151-0411.3	330461	L= 410
			→	 ; 02/96→ 09/00	24.5201-0100.3	331512	L= 100
			→	 ; 02/96→ 09/00	24.5201-0101.3	331517	L= 100
			→	am Bremssattel; 02/96→ 09/00	83.6113-0276.3	330538	L= 275
530 d	135	08/98→09/00	←	 ; 09/98→; + ASC	24.5201-0100.3	331512	L= 100
			←	 ; 09/98→; + ASC	24.5201-0101.3	331517	L= 100
			←	am Bremssattel; 09/98→	83.6151-0411.3	330461	L= 410
			→	 ; 09/98→	24.5201-0100.3	331512	L= 100
			→	 ; 09/98→	24.5201-0101.3	331517	L= 100
			→	am Bremssattel; 09/98→	83.6113-0276.3	330538	L= 275
540 i	210	03/96→06/03	←	 ; 05/96→; + ASC	24.5201-0100.3	331512	L= 100
			←	 ; 05/96→; + ASC	24.5201-0101.3	331517	L= 100
			←	am Bremssattel; 05/96→	83.6151-0411.3	330461	L= 410
			→	 ; 05/96→	24.5201-0100.3	331512	L= 100
			→	 ; 05/96→	24.5201-0101.3	331517	L= 100
			→	am Bremssattel; 05/96→	83.6113-0276.3	330538	L= 275
<b>BMW - 5 (E60) 12/01→03/10</b>							
 <b>Bremssattel</b>							
520 d	110	09/05→02/07	←	 ; nicht für Behördenfahrzeuge	24.3606-9967.5	240571	ATE - Halter
520 d	120	09/05→12/09	←	 ; nicht für Behördenfahrzeuge	24.3606-9968.5	240572	ATE - Halter
525 i	141	09/03→02/05	←	 ; für Behördenfahrzeuge	24.3606-9979.5	240575	ATE - Halter
			←	 ; für Behördenfahrzeuge	24.3606-9980.5	240576	ATE - Halter
			→		24.3426-9977.5	240567	ATE - Halter
520 d	130	09/07→12/09	←		24.3606-9979.5	240575	ATE - Halter
			←		24.3606-9980.5	240576	ATE - Halter
			→		24.3426-9977.5	240567	ATE - Halter
520 i	125	07/03→03/10	←	 ; Schaltgetriebe; → 03/05	24.3606-9967.5	240571	ATE - Halter
			←	 ; Schaltgetriebe; → 03/05	24.3606-9968.5	240572	ATE - Halter
			←	 ; Vollautomatik; → 03/05	24.3606-9979.5	240575	ATE - Halter
			←	 ; Vollautomatik; → 03/05	24.3606-9980.5	240576	ATE - Halter
			→	→ 03/05	24.3426-9977.5	240567	ATE - Halter
523 i	130	10/04→02/07	←	 ; 07/05→; nicht für Behördenfahrzeuge	24.3606-9967.5	240571	ATE - Halter
			←	 ; 07/05→; nicht für Behördenfahrzeuge	24.3606-9968.5	240572	ATE - Halter
			←	 ; 07/05→; für Behördenfahrzeuge	24.3606-9979.5	240575	ATE - Halter
			←	 ; 07/05→; für Behördenfahrzeuge	24.3606-9980.5	240576	ATE - Halter
			→	07/05→	24.3426-9977.5	240567	ATE - Halter
523 i	140	03/07→12/09	←	 ; nicht für Behördenfahrzeuge; Motorcode: N52N	24.3606-9967.5	240571	ATE - Halter
			←	 ; nicht für Behördenfahrzeuge; Motorcode: N52N	24.3606-9968.5	240572	ATE - Halter
			←	 ; für Behördenfahrzeuge; Motorcode: N52N	24.3606-9979.5	240575	ATE - Halter
			←	 ; Motorcode: N53	24.3606-9979.5	240575	ATE - Halter
			←	 ; Motorcode: N53	24.3606-9980.5	240576	ATE - Halter
			←	 ; für Behördenfahrzeuge; Motorcode: N52N	24.3606-9980.5	240576	ATE - Halter
			→		24.3426-9977.5	240567	ATE - Halter
525 d 525 d	120 130	12/04→03/10 06/04→03/10	←	 ; Schaltgetriebe; nicht für Behördenfahrzeuge; → 03/07	24.3606-9967.5	240571	ATE - Halter
			←	 ; Schaltgetriebe; nicht für Behördenfahrzeuge; → 03/07	24.3606-9968.5	240572	ATE - Halter
			←	 ; Schaltgetriebe; für Behördenfahrzeuge; → 03/07	24.3606-9979.5	240575	ATE - Halter
			←	 ; Vollautomatik; → 03/07	24.3606-9979.5	240575	ATE - Halter
↓							








	kw			 	! #		
<b>BMW - 5 (E60) 12/01→03/10</b>							
 <b>Bremssattel</b>							
525 d 525 d	120 130	12/04→03/10 06/04→03/10	←	☐; Schaltgetriebe; für Behördenfahrzeuge; → 03/07		24.3606-9980.5 240576	ATE - Halter
			←	☐; Vollautomatik; → 03/07		24.3606-9980.5 240576	ATE - Halter
			→	→ 03/07	2	24.3426-9977.5 240567	ATE - Halter
525 d	145	01/07→03/10	←	☐; 03/07→ 02/10; für Behördenfahrzeuge		24.3606-9977.5 240573	ATE - Halter
			←	☐; 03/07→ 02/10; für Behördenfahrzeuge		24.3606-9978.5 240574	ATE - Halter
			←	☐; 03/07→ 02/10; nicht für Behördenfahrzeuge		24.3606-9979.5 240575	ATE - Halter
			←	☐; 03/07→ 02/10; nicht für Behördenfahrzeuge		24.3606-9980.5 240576	ATE - Halter
			→	03/07→ 02/10; nicht für Behördenfahrzeuge	2	24.3426-9977.5 240567	ATE - Halter
			→	☐; 03/07→ 02/10; für Behördenfahrzeuge		24.3461-1703.5 240882	ATE - Halter
			→	☐; 03/07→ 02/10; für Behördenfahrzeuge		24.3461-1704.5 240883	ATE - Halter
525 d xDrive 525 xi 525 xi 530 d xDrive 530 i xDrive 530 xd 530 xi	145 160 160 173 200 173 200	09/07→12/09 04/05→02/07 03/07→12/09 09/07→12/09 09/08→12/09 03/07→08/07 03/07→10/09	←	☐		24.3606-9955.5 240577	- Halter
			←	☐		24.3606-9956.5 240578	- Halter
			→		2	24.3426-9977.5 240567	ATE - Halter
525 i 525 i 525 i	155 155 160	07/05→03/10 01/07→03/10 01/07→03/10	←	☐; 03/07→ 02/10; nicht für Behördenfahrzeuge; Motorcode: N52N		24.3606-9967.5 240571	ATE - Halter
			←	☐; 03/07→ 02/10; nicht für Behördenfahrzeuge; Motorcode: N52N		24.3606-9968.5 240572	ATE - Halter
			←	☐; 03/07→ 02/10; für Behördenfahrzeuge; Motorcode: N53		24.3606-9977.5 240573	ATE - Halter
			←	☐; 03/07→ 02/10; für Behördenfahrzeuge; Motorcode: N53		24.3606-9978.5 240574	ATE - Halter
			←	☐; 03/07→ 02/10; nicht für Behördenfahrzeuge; Motorcode: N53		24.3606-9979.5 240575	ATE - Halter
			←	☐; → 03/07		24.3606-9979.5 240575	ATE - Halter
			←	☐; 03/07→ 02/10; für Behördenfahrzeuge; Motorcode: N52N		24.3606-9979.5 240575	ATE - Halter
			←	☐; 03/07→ 02/10; nicht für Behördenfahrzeuge; Motorcode: N53		24.3606-9980.5 240576	ATE - Halter
			←	☐; → 03/07		24.3606-9980.5 240576	ATE - Halter
			←	☐; 03/07→ 02/10; für Behördenfahrzeuge; Motorcode: N52N		24.3606-9980.5 240576	ATE - Halter
			→	→ 03/07	2	24.3426-9977.5 240567	ATE - Halter
			→	03/07→; Motorcode: N53; nicht für Behördenfahrzeuge; → 02/10	2	24.3426-9977.5 240567	ATE - Halter
			→	03/07→ 02/10; Motorcode: N52N	2	24.3426-9977.5 240567	ATE - Halter
			→	☐; 03/07→ 02/10; Motorcode: N53; für Behördenfahrzeuge		24.3461-1703.5 240882	ATE - Halter
			→	☐; 03/07→ 02/10; Motorcode: N53; für Behördenfahrzeuge		24.3461-1704.5 240883	ATE - Halter
525 i	160	03/05→12/09	←	☐; 03/07→; nicht für Behördenfahrzeuge; Motorcode: N52N		24.3606-9967.5 240571	ATE - Halter
			←	☐; 03/07→; nicht für Behördenfahrzeuge; Motorcode: N52N		24.3606-9968.5 240572	ATE - Halter
			←	☐; 03/07→; für Behördenfahrzeuge; Motorcode: N53		24.3606-9977.5 240573	ATE - Halter
			←	☐; 03/07→; für Behördenfahrzeuge; Motorcode: N53		24.3606-9978.5 240574	ATE - Halter
			←	☐; 03/07→; für Behördenfahrzeuge; Motorcode: N52N		24.3606-9979.5 240575	ATE - Halter
			←	☐; 03/07→; nicht für Behördenfahrzeuge; Motorcode: N53		24.3606-9979.5 240575	ATE - Halter










	kw			 	! #			
<b>BMW - 5 (E60) 12/01→03/10</b>								
 <b>Bremssattel</b>								
525 i	160	03/05→12/09	←	☐; 07/05→ 03/07		24.3606-9979.5	240575	ATE - Halter
			←	☐; 03/07→; nicht für Behördenfahrzeuge; Motorcode: N53		24.3606-9980.5	240576	ATE - Halter
			←	☐; 03/07→; für Behördenfahrzeuge; Motorcode: N52N		24.3606-9980.5	240576	ATE - Halter
			←	☐; 07/05→ 03/07		24.3606-9980.5	240576	ATE - Halter
			→	03/07→; Motorcode: N52N	2	24.3426-9977.5	240567	ATE - Halter
			→	03/07→; Motorcode: N53; nicht für Behördenfahrzeuge	2	24.3426-9977.5	240567	ATE - Halter
			→	07/05→ 03/07	2	24.3426-9977.5	240567	ATE - Halter
			→	☐; 03/07→; Motorcode: N53; für Behördenfahrzeuge		24.3461-1703.5	240882	ATE - Halter
525 i xDrive	160	09/08→03/10	←	☐; → 02/10		24.3606-9955.5	240577	- Halter
			←	☐; → 02/10		24.3606-9956.5	240578	- Halter
			→	→ 02/10	2	24.3426-9977.5	240567	ATE - Halter
525 xd 530 xi	145 200	11/06→08/07 02/07→08/08	←	☐; 03/07→		24.3606-9955.5	240577	- Halter
			←	☐; 03/07→		24.3606-9956.5	240578	- Halter
			→	03/07→	2	24.3426-9977.5	240567	ATE - Halter
530 d 530 d	155 160	09/02→12/09 09/02→09/05	←	☐; 07/03→; für Behördenfahrzeuge; → 08/05		24.3606-9977.5	240573	ATE - Halter
			←	☐; 07/03→; für Behördenfahrzeuge; → 08/05		24.3606-9978.5	240574	ATE - Halter
			←	☐; 07/03→; nicht für Behördenfahrzeuge; → 08/05		24.3606-9979.5	240575	ATE - Halter
			←	☐; 07/03→; nicht für Behördenfahrzeuge; → 08/05		24.3606-9980.5	240576	ATE - Halter
			→	07/03→; nicht für Behördenfahrzeuge; → 08/05	2	24.3426-9977.5	240567	ATE - Halter
			→	☐; 07/03→; für Behördenfahrzeuge; → 08/05		24.3461-1703.5	240882	ATE - Halter
			→	☐; 07/03→; für Behördenfahrzeuge; → 08/05		24.3461-1704.5	240883	ATE - Halter
530 d	170	09/05→03/07	←	☐; für Behördenfahrzeuge		24.3606-9977.5	240573	ATE - Halter
			←	☐; für Behördenfahrzeuge		24.3606-9978.5	240574	ATE - Halter
			←	☐; nicht für Behördenfahrzeuge		24.3606-9979.5	240575	ATE - Halter
			←	☐; nicht für Behördenfahrzeuge		24.3606-9980.5	240576	ATE - Halter
			→	nicht für Behördenfahrzeuge	2	24.3426-9977.5	240567	ATE - Halter
			→	☐; für Behördenfahrzeuge		24.3461-1703.5	240882	ATE - Halter
			→	☐; für Behördenfahrzeuge		24.3461-1704.5	240883	ATE - Halter
530 d	173	02/07→12/09	←	☐; 03/07→; für Behördenfahrzeuge		24.3606-9977.5	240573	ATE - Halter
			←	☐; 03/07→; für Behördenfahrzeuge		24.3606-9978.5	240574	ATE - Halter
			←	☐; 03/07→; nicht für Behördenfahrzeuge		24.3606-9979.5	240575	ATE - Halter
			←	☐; 03/07→; nicht für Behördenfahrzeuge		24.3606-9980.5	240576	ATE - Halter
			→	03/07→; nicht für Behördenfahrzeuge	2	24.3426-9977.5	240567	ATE - Halter
			→	☐; 03/07→; für Behördenfahrzeuge		24.3461-1703.5	240882	ATE - Halter
			→	☐; 03/07→; für Behördenfahrzeuge		24.3461-1704.5	240883	ATE - Halter
530 i	170	12/01→02/05	←	☐; 07/03→		24.3606-9979.5	240575	ATE - Halter
			←	☐; 07/03→		24.3606-9980.5	240576	ATE - Halter
			→	07/03→	2	24.3426-9977.5	240567	ATE - Halter
530 i	190	03/05→03/07	←	☐; 07/05→; für Behördenfahrzeuge		24.3606-9977.5	240573	ATE - Halter
			←	☐; 07/05→; für Behördenfahrzeuge		24.3606-9978.5	240574	ATE - Halter
			←	☐; 07/05→; nicht für Behördenfahrzeuge		24.3606-9979.5	240575	ATE - Halter
			←	☐; 07/05→; nicht für Behördenfahrzeuge		24.3606-9980.5	240576	ATE - Halter
			→	07/05→; nicht für Behördenfahrzeuge	2	24.3426-9977.5	240567	ATE - Halter
			→	☐; 07/05→; für Behördenfahrzeuge		24.3461-1703.5	240882	ATE - Halter
			→	☐; 07/05→; für Behördenfahrzeuge		24.3461-1704.5	240883	ATE - Halter
↓								








	kw			 	! #			
<b>BMW - 5 (E60) 12/01→03/10</b>								
<b>Bremssattel</b>								
530 i	200	03/07→12/09	←	☐; Motorcode: N53		24.3606-9977.5	240573	ATE - Halter
			←	☐; für Behördenfahrzeuge; Motorcode: N52N		24.3606-9977.5	240573	ATE - Halter
			←	☐; Motorcode: N53		24.3606-9978.5	240574	ATE - Halter
			←	☐; für Behördenfahrzeuge; Motorcode: N52N		24.3606-9978.5	240574	ATE - Halter
			←	☐; nicht für Behördenfahrzeuge; Motorcode: N52N		24.3606-9979.5	240575	ATE - Halter
			←	☐; nicht für Behördenfahrzeuge; Motorcode: N52N		24.3606-9980.5	240576	ATE - Halter
			→	nicht für Behördenfahrzeuge; Motorcode: N52N	2	24.3426-9977.5	240567	ATE - Halter
			→	☐; Motorcode: N53		24.3461-1703.5	240882	ATE - Halter
			→	☐; für Behördenfahrzeuge; Motorcode: N52N		24.3461-1703.5	240882	ATE - Halter
			→	☐; für Behördenfahrzeuge; Motorcode: N52N		24.3461-1704.5	240883	ATE - Halter
			→	☐; Motorcode: N53		24.3461-1704.5	240883	ATE - Halter
530 xd 530 xi	170 190	02/05→02/07 09/04→02/07	←	☐; 07/05→		24.3606-9955.5	240577	- Halter
			←	☐; 07/05→		24.3606-9956.5	240578	- Halter
			→	07/05→	2	24.3426-9977.5	240567	ATE - Halter
535 d	200	09/04→03/10	→	☐; → 03/07		24.3461-1703.5	240882	ATE - Halter
			→	☐; → 03/07		24.3461-1704.5	240883	ATE - Halter
535 d	210	01/07→03/10	→	☐; 03/07→ 02/10		24.3461-1703.5	240882	ATE - Halter
			→	☐; 03/07→ 02/10		24.3461-1704.5	240883	ATE - Halter
540 i	225	03/07→12/09	←	☐		24.3606-9977.5	240573	ATE - Halter
			←	☐; nicht für erhöhte Nutzlast		24.3606-9977.5	240573	ATE - Halter
			←	☐		24.3606-9978.5	240574	ATE - Halter
			←	☐; nicht für erhöhte Nutzlast		24.3606-9978.5	240574	ATE - Halter
			→	☐		24.3461-1703.5	240882	ATE - Halter
545 i	245	09/03→08/05	←	☐		24.3606-9977.5	240573	ATE - Halter
			←	☐		24.3606-9978.5	240574	ATE - Halter
			→	☐		24.3461-1703.5	240882	ATE - Halter
			→	☐		24.3461-1704.5	240883	ATE - Halter
550 i	270	09/05→12/09	←	☐; 03/07→		24.3606-9977.5	240573	ATE - Halter
			←	☐; 03/07→		24.3606-9978.5	240574	ATE - Halter
			→	☐		24.3461-1703.5	240882	ATE - Halter
			→	☐		24.3461-1704.5	240883	ATE - Halter
<b>Feder, Bremssattel</b>								
520 d	110	09/05→02/07		nicht für Behördenfahrzeuge	2	11.8116-0137.1	390612	ATE
520 d	120	09/05→12/09		für Behördenfahrzeuge	2	11.8116-0315.2	390447	ATE
525 i	141	09/03→02/05			2	11.8116-0330.1	390472	ATE
520 d	130	09/07→12/09			2	11.8116-0315.2	390447	ATE
525 d xDrive	145	09/07→12/09				11.8116-0330.1	390472	ATE
525 xi	160	04/05→02/07						
525 xi	160	03/07→12/09						
530 d xDrive	173	09/07→12/09						
530 i xDrive	200	09/08→12/09						
530 xd	173	03/07→08/07						
530 xi	200	03/07→10/09						
520 i	125	07/03→03/10	←	Schaltgetriebe; → 03/05	2	11.8116-0137.1	390612	ATE
			←	Vollautomatik; → 03/05	2	11.8116-0315.2	390447	ATE
			→	→ 03/05	2	11.8116-0330.1	390472	ATE
523 i	130	10/04→02/07		07/05→; nicht für Behördenfahrzeuge	2	11.8116-0137.1	390612	ATE
				07/05→; für Behördenfahrzeuge	2	11.8116-0315.2	390447	ATE
				07/05→	2	11.8116-0330.1	390472	ATE
523 i	140	03/07→12/09		nicht für Behördenfahrzeuge; Motorcode: N52N	2	11.8116-0137.1	390612	ATE
				für Behördenfahrzeuge; Motorcode: N52N	2	11.8116-0315.2	390447	ATE
↓								










	kw			 	! #		
<b>BMW - 5 (E60) 12/01→03/10</b>							
<b>Feder, Bremssattel</b>							
523 i	140	03/07→12/09		Motorcode: N53	2	11.8116-0315.2 390447	ATE
					2	11.8116-0330.1 390472	ATE
525 d	120	12/04→03/10		Schaltgetriebe;	2	11.8116-0137.1 390612	ATE
525 d	130	06/04→03/10		nicht für Behördenfahrzeuge; → 03/07			
				Vollautomatik; → 03/07	2	11.8116-0315.2 390447	ATE
				Schaltgetriebe; für Behördenfahrzeuge;	2	11.8116-0315.2 390447	ATE
				→ 03/07			
				→ 03/07	2	11.8116-0330.1 390472	ATE
525 d	145	01/07→03/10		03/07→ 02/10	2	11.8116-0315.2 390447	ATE
				03/07→ 02/10;	2	11.8116-0330.1 390472	ATE
				nicht für Behördenfahrzeuge			
				➔ 03/07→ 02/10; für Behördenfahrzeuge	2	11.8116-0296.1 390445	ATE
525 i	155	07/05→03/10		03/07→ 02/10;	2	11.8116-0137.1 390612	ATE
525 i	155	01/07→03/10		nicht für Behördenfahrzeuge;			
525 i	160	01/07→03/10		Motorcode: N52N			
				03/07→ 02/10; Motorcode: N53	2	11.8116-0315.2 390447	ATE
				→ 03/07	2	11.8116-0315.2 390447	ATE
						11.8116-0330.1 390472	ATE
				03/07→ 02/10; für Behördenfahrzeuge;	2	11.8116-0315.2 390447	ATE
				Motorcode: N52N			
				03/07→; Motorcode: N53;	2	11.8116-0330.1 390472	ATE
				nicht für Behördenfahrzeuge; → 02/10			
				03/07→ 02/10; Motorcode: N52N	2	11.8116-0330.1 390472	ATE
				➔ 03/07→ 02/10; Motorcode: N53;	2	11.8116-0296.1 390445	ATE
				für Behördenfahrzeuge			
525 i	160	03/05→12/09		03/07→; nicht für Behördenfahrzeuge;	2	11.8116-0137.1 390612	ATE
				Motorcode: N52N			
				03/07→; für Behördenfahrzeuge;	2	11.8116-0315.2 390447	ATE
				Motorcode: N52N			
				07/05→ 03/07	2	11.8116-0315.2 390447	ATE
						11.8116-0330.1 390472	ATE
				03/07→; Motorcode: N53	2	11.8116-0315.2 390447	ATE
				03/07→; Motorcode: N53;	2	11.8116-0330.1 390472	ATE
				nicht für Behördenfahrzeuge			
				03/07→; Motorcode: N52N	2	11.8116-0330.1 390472	ATE
				➔ 03/07→; Motorcode: N53;	2	11.8116-0296.1 390445	ATE
				für Behördenfahrzeuge			
525 i xDrive	160	09/08→03/10		→ 02/10	2	11.8116-0315.2 390447	ATE
						11.8116-0330.1 390472	ATE
525 xd	145	11/06→08/07		03/07→	2	11.8116-0315.2 390447	ATE
530 xi	200	02/07→08/08				11.8116-0330.1 390472	ATE
530 d	155	09/02→12/09		07/03→ 08/05	2	11.8116-0315.2 390447	ATE
530 d	160	09/02→09/05		07/03→; nicht für Behördenfahrzeuge;	2	11.8116-0330.1 390472	ATE
				→ 08/05			
				➔ 07/03→; für Behördenfahrzeuge;	2	11.8116-0296.1 390445	ATE
				→ 08/05			
530 d	170	09/05→03/07			2	11.8116-0315.2 390447	ATE
				nicht für Behördenfahrzeuge	2	11.8116-0330.1 390472	ATE
				➔ für Behördenfahrzeuge	2	11.8116-0296.1 390445	ATE
530 d	173	02/07→12/09		03/07→	2	11.8116-0315.2 390447	ATE
				03/07→; nicht für Behördenfahrzeuge	2	11.8116-0330.1 390472	ATE
				➔ 03/07→; für Behördenfahrzeuge	2	11.8116-0296.1 390445	ATE
530 i	170	12/01→02/05		07/03→	2	11.8116-0315.2 390447	ATE
						11.8116-0330.1 390472	ATE
530 i	190	03/05→03/07		07/05→	2	11.8116-0315.2 390447	ATE
				07/05→; nicht für Behördenfahrzeuge	2	11.8116-0330.1 390472	ATE
				➔ 07/05→; für Behördenfahrzeuge	2	11.8116-0296.1 390445	ATE
530 i	200	03/07→12/09		Motorcode: N52N	2	11.8116-0315.2 390447	ATE
				Motorcode: N53	2	11.8116-0315.2 390447	ATE
				nicht für Behördenfahrzeuge;	2	11.8116-0330.1 390472	ATE
				Motorcode: N52N			
				➔ für Behördenfahrzeuge;	2	11.8116-0296.1 390445	ATE
				Motorcode: N52N			
				➔ Motorcode: N53	2	11.8116-0296.1 390445	ATE
530 xd	170	02/05→02/07		07/05→	2	11.8116-0315.2 390447	ATE
530 xi	190	09/04→02/07				11.8116-0330.1 390472	ATE
↓							








	kW			 	! #		
<b>BMW - 5 (E60) 12/01→03/10</b>							
<b>Feder, Bremssattel</b>							
535 d	200	09/04→03/10		→ 03/07	2	11.8116-0353.2 390585	ATE
			➡	→ 03/07	2	11.8116-0296.1 390445	ATE
535 d	210	01/07→03/10		03/07→ 02/10	2	11.8116-0353.2 390585	ATE
			➡	03/07→ 02/10	2	11.8116-0296.1 390445	ATE
540 i	225	03/07→12/09			2	11.8116-0315.2 390447	ATE
				für erhöhte Nutzlast	2	11.8116-0353.2 390585	ATE
			➡		2	11.8116-0296.1 390445	ATE
545 i	245	09/03→08/05			2	11.8116-0315.2 390447	ATE
			➡		2	11.8116-0296.1 390445	ATE
550 i	270	09/05→12/09		03/07→	2	11.8116-0315.2 390447	ATE
						11.8116-0353.2 390585	ATE
			➡	→ 03/07	2	11.8116-0353.2 390585	ATE
			➡		2	11.8116-0296.1 390445	ATE
M5	373	09/04→12/09			2	11.8116-0353.2 390585	ATE
			➡		2	11.8116-0296.1 390445	ATE
<b>Führungshülzensatz, Bremssattel</b>							
520 d	110	09/05→02/07	⬅	nicht für Behördenfahrzeuge		11.0101-5402.2 260009	ATE
520 d	120	09/05→12/09	⬅			11.0101-6006.2 260098	ATE
525 i	141	09/03→02/05		für Behördenfahrzeuge			
			➡			11.0101-5402.2 260009	ATE
520 d	130	09/07→12/09	⬅			11.0101-6006.2 260098	ATE
525 d xDrive	145	09/07→12/09					
525 xi	160	04/05→02/07	➡			11.0101-5402.2 260009	ATE
525 xi	160	03/07→12/09					
530 d	170	09/05→03/07					
530 d xDrive	173	09/07→12/09					
530 i xDrive	200	09/08→12/09					
530 xd	173	03/07→08/07					
530 xi	200	03/07→10/09					
540 i	225	03/07→12/09					
545 i	245	09/03→08/05					
520 i	125	07/03→03/10	⬅	Schaltgetriebe; → 03/05		11.0101-5402.2 260009	ATE
			⬅	Vollautomatik; → 03/05		11.0101-6006.2 260098	ATE
			➡	→ 03/05		11.0101-5402.2 260009	ATE
523 i	130	10/04→02/07	⬅	07/05→; nicht für Behördenfahrzeuge		11.0101-5402.2 260009	ATE
			⬅	07/05→; für Behördenfahrzeuge		11.0101-6006.2 260098	ATE
			➡	07/05→		11.0101-5402.2 260009	ATE
523 i	140	03/07→12/09	⬅	nicht für Behördenfahrzeuge; Motorcode: N52N		11.0101-5402.2 260009	ATE
			⬅	Motorcode: N53		11.0101-6006.2 260098	ATE
			⬅	für Behördenfahrzeuge; Motorcode: N52N		11.0101-6006.2 260098	ATE
			➡			11.0101-5402.2 260009	ATE
525 d	120	12/04→03/10	⬅	Schaltgetriebe; nicht für Behördenfahrzeuge; → 03/07		11.0101-5402.2 260009	ATE
525 d	130	06/04→03/10	⬅	Vollautomatik; → 03/07		11.0101-6006.2 260098	ATE
			⬅	Schaltgetriebe; für Behördenfahrzeuge; → 03/07		11.0101-6006.2 260098	ATE
			➡	→ 03/07		11.0101-5402.2 260009	ATE
525 d	145	01/07→03/10	⬅	03/07→ 02/10		11.0101-6006.2 260098	ATE
			➡	03/07→ 02/10		11.0101-5402.2 260009	ATE
525 i	155	07/05→03/10	⬅	03/07→ 02/10; nicht für Behördenfahrzeuge; Motorcode: N52N		11.0101-5402.2 260009	ATE
525 i	155	01/07→03/10					
525 i	160	01/07→03/10	⬅	03/07→ 02/10; für Behördenfahrzeuge; Motorcode: N52N		11.0101-6006.2 260098	ATE
			⬅	→ 03/07		11.0101-6006.2 260098	ATE
			⬅	03/07→ 02/10; Motorcode: N53		11.0101-6006.2 260098	ATE
			➡	03/07→ 02/10; Motorcode: N52N		11.0101-5402.2 260009	ATE
			➡	→ 03/07		11.0101-5402.2 260009	ATE
			➡	03/07→; Motorcode: N53; nicht für Behördenfahrzeuge; → 02/10		11.0101-5402.2 260009	ATE
↓							












	kw			 	! #		
<b>BMW - 5 (E60) 12/01→03/10</b>							
<b>Führungshülzensatz, Bremsattel</b>							
525 i	155	07/05→03/10	➡	03/07→ 02/10; Motorcode: N53; für Behördenfahrzeuge		11.0101-5402.2 260009	ATE
525 i	155	01/07→03/10					
525 i	160	01/07→03/10					
525 i	160	03/05→12/09	⬅	03/07→; nicht für Behördenfahrzeuge; Motorcode: N52N		11.0101-5402.2 260009	ATE
			⬅	03/07→; Motorcode: N53		11.0101-6006.2 260098	ATE
			⬅	07/05→ 03/07		11.0101-6006.2 260098	ATE
			⬅	03/07→; für Behördenfahrzeuge; Motorcode: N52N		11.0101-6006.2 260098	ATE
			➡	03/07→; Motorcode: N53; für Behördenfahrzeuge		11.0101-5402.2 260009	ATE
			➡	03/07→; Motorcode: N52N		11.0101-5402.2 260009	ATE
			➡	07/05→ 03/07		11.0101-5402.2 260009	ATE
			➡	03/07→; Motorcode: N53; nicht für Behördenfahrzeuge		11.0101-5402.2 260009	ATE
525 i xDrive	160	09/08→03/10	⬅	→ 02/10		11.0101-6006.2 260098	ATE
			➡	→ 02/10		11.0101-5402.2 260009	ATE
525 xd	145	11/06→08/07	⬅	03/07→		11.0101-6006.2 260098	ATE
530 d	173	02/07→12/09					
530 xi	200	02/07→08/08	➡	03/07→		11.0101-5402.2 260009	ATE
530 d	155	09/02→12/09	⬅	07/03→ 08/05		11.0101-6006.2 260098	ATE
	160	09/02→09/05	➡	07/03→ 08/05		11.0101-5402.2 260009	ATE
530 i	170	12/01→02/05	⬅	07/03→		11.0101-6006.2 260098	ATE
			➡	07/03→		11.0101-5402.2 260009	ATE
530 i	190	03/05→03/07	⬅	07/05→		11.0101-6006.2 260098	ATE
	170	02/05→02/07					
530 xi	190	09/04→02/07	➡	07/05→		11.0101-5402.2 260009	ATE
530 i	200	03/07→12/09	⬅	Motorcode: N52N		11.0101-6006.2 260098	ATE
			⬅	Motorcode: N53		11.0101-6006.2 260098	ATE
			➡	Motorcode: N52N		11.0101-5402.2 260009	ATE
			➡	Motorcode: N53		11.0101-5402.2 260009	ATE
535 d	200	09/04→03/10	⬅	→ 03/07		11.0101-5706.2 260097	ATE
			➡	→ 03/07		11.0101-5402.2 260009	ATE
535 d	210	01/07→03/10	⬅	03/07→ 02/10		11.0101-5706.2 260097	ATE
			➡	03/07→ 02/10		11.0101-5402.2 260009	ATE
550 i	270	09/05→12/09	⬅	03/07→		11.0101-5706.2 260097	ATE
						11.0101-6006.2 260098	ATE
			⬅	→ 03/07		11.0101-5706.2 260097	ATE
			➡			11.0101-5402.2 260009	ATE
M5	373	09/04→12/09	⬅			11.0101-5706.2 260097	ATE
			➡			11.0101-5402.2 260009	ATE
<b>Führungsbolzen, Bremsattel</b>							
520 d	110	09/05→02/07			2	11.8171-0008.1 990049	ATE
520 d	120	09/05→12/09					
520 d	130	09/07→12/09					
525 i	141	09/03→02/05					
520 i	125	07/03→03/10		→ 03/05	2	11.8171-0008.1 990049	ATE
				Vollautomatik; → 03/05	2	11.8171-0008.1 990049	ATE
				Schaltgetriebe; → 03/05	2	11.8171-0008.1 990049	ATE
523 i	130	10/04→02/07		07/05→	2	11.8171-0008.1 990049	ATE
523 i	140	03/07→12/09		Motorcode: N52N	2	11.8171-0008.1 990049	ATE
				Motorcode: N53	2	11.8171-0008.1 990049	ATE
					2	11.8171-0008.1 990049	ATE
525 d	120	12/04→03/10		Vollautomatik; → 03/07	2	11.8171-0008.1 990049	ATE
	130	06/04→03/10		Schaltgetriebe; → 03/07	2	11.8171-0008.1 990049	ATE
				→ 03/07	2	11.8171-0008.1 990049	ATE
525 d	145	01/07→03/10		03/07→ 02/10	2	11.8171-0008.1 990049	ATE
				03/07→ 02/10; für Behördenfahrzeuge		11.8171-0067.1 250153	ATE
			➡	03/07→ 02/10; für Behördenfahrzeuge	2	11.8171-0008.1 990049	ATE
525 d xDrive	145	09/07→12/09			2	11.8171-0008.1 990049	ATE
525 xi	160	04/05→02/07					
525 xi	160	03/07→12/09				11.8171-0067.1 250153	ATE
↓							

	kW			 	! #		
<b>BMW - 5 (E60) 12/01→03/10</b>							
<b>Führungsbolzen, Bremsattel</b>							
530 d xDrive	173	09/07→12/09			2	11.8171-0008.1 990049	ATE
530 i xDrive	200	09/08→12/09					
530 xd	173	03/07→08/07				11.8171-0067.1 250153	ATE
530 xi	200	03/07→10/09					
525 i	155	07/05→03/10		03/07→ 02/10; Motorcode: N53	2	11.8171-0008.1 990049	ATE
525 i	155	01/07→03/10		→ 03/07	2	11.8171-0008.1 990049	ATE
525 i	160	01/07→03/10		03/07→ 02/10; Motorcode: N52N	2	11.8171-0008.1 990049	ATE
				03/07→; Motorcode: N53; nicht für Behördenfahrzeuge; → 02/10	2	11.8171-0008.1 990049	ATE
				03/07→ 02/10; für Behördenfahrzeuge; Motorcode: N53		11.8171-0067.1 250153	ATE
				➔ 03/07→ 02/10; Motorcode: N53; für Behördenfahrzeuge	2	11.8171-0008.1 990049	ATE
525 i	160	03/05→12/09		03/07→; Motorcode: N52N	2	11.8171-0008.1 990049	ATE
				07/05→ 03/07	2	11.8171-0008.1 990049	ATE
				03/07→; Motorcode: N53; nicht für Behördenfahrzeuge	2	11.8171-0008.1 990049	ATE
				03/07→; Motorcode: N53	2	11.8171-0008.1 990049	ATE
				03/07→; für Behördenfahrzeuge; Motorcode: N53		11.8171-0067.1 250153	ATE
				➔ 03/07→; Motorcode: N53; für Behördenfahrzeuge	2	11.8171-0008.1 990049	ATE
525 i xDrive	160	09/08→03/10		→ 02/10	2	11.8171-0008.1 990049	ATE
				→ 02/10		11.8171-0067.1 250153	ATE
525 xd	145	11/06→08/07		03/07→	2	11.8171-0008.1 990049	ATE
530 xi	200	02/07→08/08		03/07→		11.8171-0067.1 250153	ATE
530 d	155	09/02→12/09		07/03→ 08/05	2	11.8171-0008.1 990049	ATE
530 d	160	09/02→09/05		07/03→; für Behördenfahrzeuge; → 08/05		11.8171-0067.1 250153	ATE
				➔ 07/03→; für Behördenfahrzeuge; → 08/05	2	11.8171-0008.1 990049	ATE
530 d	170	09/05→03/07			2	11.8171-0008.1 990049	ATE
				für Behördenfahrzeuge		11.8171-0067.1 250153	ATE
				➔ für Behördenfahrzeuge	2	11.8171-0008.1 990049	ATE
530 d	173	02/07→12/09		03/07→	2	11.8171-0008.1 990049	ATE
				03/07→; für Behördenfahrzeuge		11.8171-0067.1 250153	ATE
				➔ 03/07→; für Behördenfahrzeuge	2	11.8171-0008.1 990049	ATE
530 i	170	12/01→02/05		07/03→	2	11.8171-0008.1 990049	ATE
530 i	190	03/05→03/07		07/05→	2	11.8171-0008.1 990049	ATE
				07/05→; für Behördenfahrzeuge		11.8171-0067.1 250153	ATE
				➔ 07/05→; für Behördenfahrzeuge	2	11.8171-0008.1 990049	ATE
530 i	200	03/07→12/09		Motorcode: N52N	2	11.8171-0008.1 990049	ATE
				Motorcode: N53	2	11.8171-0008.1 990049	ATE
				Motorcode: N53		11.8171-0067.1 250153	ATE
				für Behördenfahrzeuge; Motorcode: N52N		11.8171-0067.1 250153	ATE
				➔ für Behördenfahrzeuge; Motorcode: N52N	2	11.8171-0008.1 990049	ATE
				➔ Motorcode: N53	2	11.8171-0008.1 990049	ATE
530 xd	170	02/05→02/07		07/05→	2	11.8171-0008.1 990049	ATE
530 xi	190	09/04→02/07		07/05→		11.8171-0067.1 250153	ATE
535 d	200	09/04→03/10		→ 03/07		11.8171-0067.1 250153	ATE
				➔ → 03/07	2	11.8171-0008.1 990049	ATE
535 d	210	01/07→03/10		03/07→ 02/10		11.8171-0067.1 250153	ATE
				➔ 03/07→ 02/10	2	11.8171-0008.1 990049	ATE
540 i	225	03/07→12/09		nicht für erhöhte Nutzlast	2	11.8171-0008.1 990049	ATE
						11.8171-0067.1 250153	ATE
				➔	2	11.8171-0008.1 990049	ATE
545 i	245	09/03→08/05			2	11.8171-0008.1 990049	ATE
						11.8171-0067.1 250153	ATE
				➔	2	11.8171-0008.1 990049	ATE
550 i	270	09/05→12/09		03/07→	2	11.8171-0067.1 250153	ATE
				➔	2	11.8171-0008.1 990049	ATE
M5 ↓	373	09/04→12/09				11.8171-0067.1 250153	ATE










	kw			 	! #		
<b>BMW - 5 (E60) 12/01→03/10</b>							
<b>Führungsbolzen, Bremsattel</b>							
M5	373	09/04→12/09	➔		2	11.8171-0008.1	990049 ATE
<b>Dichtungssatz, Bremsattel</b>							
520 d	110	09/05→02/07	←			11.0441-6008.2	250038 ATE für Kolben-Ø [mm]: 60
520 d	120	09/05→12/09					
520 d	130	09/07→12/09	➔			11.0441-4203.2	250013 ATE
525 d xDrive	145	09/07→12/09					
525 i	141	09/03→02/05					
525 xi	160	04/05→02/07					
525 xi	160	03/07→12/09					
530 d	170	09/05→03/07					
530 d xDrive	173	09/07→12/09					
530 i xDrive	200	09/08→12/09					
530 xd	173	03/07→08/07					
530 xi	200	03/07→10/09					
545 i	245	09/03→08/05					
520 i	125	07/03→03/10	←	Vollautomatik; → 03/05		11.0441-6008.2	250038 ATE für Kolben-Ø [mm]: 60
			←	Schaltgetriebe; → 03/05		11.0441-6008.2	250038 ATE für Kolben-Ø [mm]: 60
			➔	→ 03/05		11.0441-4203.2	250013 ATE
523 i	130	10/04→02/07	←	07/05→		11.0441-6008.2	250038 ATE für Kolben-Ø [mm]: 60
530 i	190	03/05→03/07					
530 xd	170	02/05→02/07	➔	07/05→		11.0441-4203.2	250013 ATE
530 xi	190	09/04→02/07					
523 i	140	03/07→12/09	←	Motorcode: N53		11.0441-6008.2	250038 ATE für Kolben-Ø [mm]: 60
			←	Motorcode: N52N		11.0441-6008.2	250038 ATE für Kolben-Ø [mm]: 60
			➔			11.0441-4203.2	250013 ATE
525 d	120	12/04→03/10	←	Schaltgetriebe; → 03/07		11.0441-6008.2	250038 ATE für Kolben-Ø [mm]: 60
525 d	130	06/04→03/10	←	Vollautomatik; → 03/07		11.0441-6008.2	250038 ATE für Kolben-Ø [mm]: 60
			➔	→ 03/07		11.0441-4203.2	250013 ATE
525 d	145	01/07→03/10	←	03/07→ 02/10		11.0441-6008.2	250038 ATE für Kolben-Ø [mm]: 60
			➔	03/07→ 02/10		11.0441-4203.2	250013 ATE
525 i	155	07/05→03/10	←	03/07→ 02/10; Motorcode: N52N		11.0441-6008.2	250038 ATE für Kolben-Ø [mm]: 60
525 i	155	01/07→03/10	←	→ 03/07		11.0441-6008.2	250038 ATE für Kolben-Ø [mm]: 60
525 i	160	01/07→03/10	←	03/07→ 02/10; Motorcode: N53		11.0441-6008.2	250038 ATE für Kolben-Ø [mm]: 60
			➔	→ 03/07		11.0441-4203.2	250013 ATE
			➔	03/07→ 02/10; Motorcode: N52N		11.0441-4203.2	250013 ATE
			➔	03/07→; Motorcode: N53; nicht für Behördenfahrzeuge; → 02/10		11.0441-4203.2	250013 ATE
			➔	03/07→ 02/10; Motorcode: N53; für Behördenfahrzeuge		11.0441-4203.2	250013 ATE
525 i	160	03/05→12/09	←	03/07→; Motorcode: N53		11.0441-6008.2	250038 ATE für Kolben-Ø [mm]: 60
			←	07/05→ 03/07		11.0441-6008.2	250038 ATE für Kolben-Ø [mm]: 60
			←	03/07→; Motorcode: N52N		11.0441-6008.2	250038 ATE für Kolben-Ø [mm]: 60
			➔	03/07→; Motorcode: N53; für Behördenfahrzeuge		11.0441-4203.2	250013 ATE
			➔	03/07→; Motorcode: N52N		11.0441-4203.2	250013 ATE
			➔	07/05→ 03/07		11.0441-4203.2	250013 ATE
			➔	03/07→; Motorcode: N53; nicht für Behördenfahrzeuge		11.0441-4203.2	250013 ATE
525 i xDrive	160	09/08→03/10	←	→ 02/10		11.0441-6008.2	250038 ATE für Kolben-Ø [mm]: 60
			➔	→ 02/10		11.0441-4203.2	250013 ATE
525 xd	145	11/06→08/07	←	03/07→		11.0441-6008.2	250038 ATE für Kolben-Ø [mm]: 60
530 d	173	02/07→12/09					
530 xi	200	02/07→08/08	➔	03/07→		11.0441-4203.2	250013 ATE
530 d	155	09/02→12/09	←	07/03→ 08/05		11.0441-6008.2	250038 ATE für Kolben-Ø [mm]: 60
530 d	160	09/02→09/05	➔	07/03→ 08/05		11.0441-4203.2	250013 ATE
530 i	170	12/01→02/05	←	07/03→		11.0441-6008.2	250038 ATE für Kolben-Ø [mm]: 60
			➔	07/03→		11.0441-4203.2	250013 ATE
530 i	200	03/07→12/09	←	Motorcode: N52N		11.0441-6008.2	250038 ATE für Kolben-Ø [mm]: 60
			←	Motorcode: N53		11.0441-6008.2	250038 ATE für Kolben-Ø [mm]: 60
			➔	Motorcode: N52N		11.0441-4203.2	250013 ATE
			➔	Motorcode: N53		11.0441-4203.2	250013 ATE
535 d	200	09/04→03/10	➔	→ 03/07		11.0441-4203.2	250013 ATE
↓							








	kW			 	! #		
<b>BMW - 5 (E60) 12/01→03/10</b>							
<b>Dichtungssatz, Bremssattel</b>							
540 i	225	03/07→12/09	←			11.0441-6008.2 250038	ATE für Kolben-Ø [mm]: 60
			←	nicht für erhöhte Nutzlast		11.0441-6008.2 250038	ATE für Kolben-Ø [mm]: 60
			→			11.0441-4203.2 250013	ATE
550 i	270	09/05→12/09	←	03/07→		11.0441-6008.2 250038	ATE für Kolben-Ø [mm]: 60
<b> Bremsschlauch</b>							
520 d	110	09/05→02/07	←		2	24.5169-0556.3 331510	L= 555
520 d	120	09/05→12/09	→		2	24.5102-0304.3 331407	L= 304
520 d	130	09/07→12/09	→				
523 i	140	03/07→12/09	→				
525 i	141	09/03→02/05	→				
530 d	170	09/05→03/07	→				
530 i	200	03/07→12/09	→				
540 i	225	03/07→12/09	→				
545 i	245	09/03→08/05	→				
550 i	270	09/05→12/09	→				
M5	373	09/04→12/09	→				
520 i	125	07/03→03/10	←	→ 03/05	2	24.5169-0556.3 331510	L= 555
			→	→ 03/05	2	24.5102-0304.3 331407	L= 304
523 i	130	10/04→02/07	←	07/05→	2	24.5169-0556.3 331510	L= 555
525 i	160	03/05→12/09	→	07/05→	2	24.5102-0304.3 331407	L= 304
530 i	190	03/05→03/07	→				
530 xd	170	02/05→02/07	→				
530 xi	190	09/04→02/07	→				
525 d	120	12/04→03/10	←	→ 03/07	2	24.5169-0556.3 331510	L= 555
525 d	130	06/04→03/10	→	→ 03/07	2	24.5102-0304.3 331407	L= 304
535 d	200	09/04→03/10	→				
525 d	145	01/07→03/10	←	03/07→ 02/10	2	24.5169-0556.3 331510	L= 555
535 d	210	01/07→03/10	→	03/07→ 02/10	2	24.5102-0304.3 331407	L= 304
525 d xDrive	145	09/07→12/09	←		2	83.7751-0495.3 331104	L= 495
525 xi	160	04/05→02/07	→		2	24.5102-0304.3 331407	L= 304
525 xi	160	03/07→12/09	→				
530 d xDrive	173	09/07→12/09	→				
530 i xDrive	200	09/08→12/09	→				
530 xd	173	03/07→08/07	→				
530 xi	200	03/07→10/09	→				
525 i	155	07/05→03/10	←	→ 02/10	2	24.5169-0556.3 331510	L= 555
525 i	155	01/07→03/10	→	→ 02/10	2	24.5102-0304.3 331407	L= 304
525 i	160	01/07→03/10	→				
525 i xDrive	160	09/08→03/10	←	→ 02/10	2	83.7751-0495.3 331104	L= 495
			→	→ 02/10	2	24.5102-0304.3 331407	L= 304
525 xd	145	11/06→08/07	←	03/07→	2	83.7751-0495.3 331104	L= 495
530 xi	200	02/07→08/08	→	03/07→	2	24.5102-0304.3 331407	L= 304
530 d	155	09/02→12/09	←	07/03→ 08/05	2	24.5169-0556.3 331510	L= 555
530 d	160	09/02→09/05	→	07/03→ 08/05	2	24.5102-0304.3 331407	L= 304
530 d	173	02/07→12/09	←	03/07→	2	24.5169-0556.3 331510	L= 555
			→	03/07→	2	24.5102-0304.3 331407	L= 304
530 i	170	12/01→02/05	←	07/03→	2	24.5169-0556.3 331510	L= 555
			→	07/03→	2	24.5102-0304.3 331407	L= 304
<b>BMW - 5 (F10) 01/09→10/16</b>							
<b> Bremssattel</b>							
518 d	100	07/13→06/14	←	☐		24.3606-9929.5 230151	ATE - Halter
518 d	105	07/13→06/14	←	☐		24.3606-9930.5 230152	ATE - Halter
518 d	110	07/14→10/16	←	☐			
520 d	100	01/13→06/14	→	☐		24.6244-1703.5 240796	TRW + EMot / - Halter + FSB
520 d	120	06/10→10/16	→	☐			
520 d	135	06/10→06/14	→	☐		24.6244-1704.5 240797	TRW + EMot / - Halter + FSB
520 d	140	07/14→10/16	→				
520 d	147	06/10→06/14	→				
520 d	151	07/14→10/16	→				
520 d xDrive	100	01/13→06/14	→				
520 d xDrive	120	10/13→10/16	→				
520 d xDrive	135	07/13→06/14	→				
520 d xDrive	140	07/14→10/16	→				
520 d xDrive	151	07/14→10/16	→				
520 i	125	07/13→10/16	→				
520 i	120	09/11→10/16	→				
520 i	135	09/11→10/16	→				
518 d	120	10/13→10/16	←	☐; 07/14→		24.3606-9929.5 230151	ATE - Halter
520 d	155	10/13→10/16	←				
↓							












	kW			 	! #		
<b>BMW - 5 (F10) 01/09→10/16</b>							
<b>Bremssattel</b>							
530 i	190	03/10→06/13	➡	☐; 09/11→		24.6244-1703.5 240796	TRW + EMot / - Halter + FSB
530 i	200	05/11→06/13	➡	☐; 09/11→		24.6244-1704.5 240797	TRW + EMot / - Halter + FSB
535 d	220	09/10→08/11	➡	☐		24.6244-1701.5 240717	TRW + EMot / - Halter + FSB
535 d	230	09/11→10/16	➡	☐		24.6244-1702.5 240718	TRW + EMot / - Halter + FSB
535 d xDrive	230	09/11→10/16	➡	☐			
535 i	240	07/13→10/16					
535 i xDrive	225	03/11→10/16					
535 i xDrive	240	07/13→10/16					
550 i	300	03/10→06/13					
550 i	330	07/13→10/16					
550 i xDrive	330	07/13→10/16					
ActiveHybrid	225	12/11→10/16					
ActiveHybrid	250	12/11→10/16					
M 550 d xDrive	280	03/12→10/16					
535 i	225	01/10→10/16	➡	☐; 03/10→		24.6244-1701.5 240717	TRW + EMot / - Halter + FSB
			➡	☐; 03/10→		24.6244-1702.5 240718	TRW + EMot / - Halter + FSB
550 i xDrive	300	08/10→06/13	➡	☐; 09/10→		24.6244-1701.5 240717	TRW + EMot / - Halter + FSB
			➡	☐; 09/10→		24.6244-1702.5 240718	TRW + EMot / - Halter + FSB
<b>Feder, Bremssattel</b>							
518 d	100	07/13→06/14	←		2	11.8116-0137.1 390612	ATE
518 d	105	07/13→06/14					
518 d	110	07/14→10/16					
520 d	100	01/13→06/14					
520 d	120	06/10→10/16					
520 d	135	06/10→06/14					
520 d	140	07/14→10/16					
520 d	147	06/10→06/14					
520 d	151	07/14→10/16					
520 d xDrive	100	01/13→06/14					
520 d xDrive	120	10/13→10/16					
520 d xDrive	135	07/13→06/14					
520 d xDrive	140	07/14→10/16					
520 d xDrive	151	07/14→10/16					
520 i	125	07/13→10/16					
520 i	120	09/11→10/16					
520 i	135	09/11→10/16					
518 d	120	10/13→10/16	←	07/14→	2	11.8116-0137.1 390612	ATE
520 d	155	10/13→10/16					
520 d xDrive	155	10/13→10/16					
520 d xDrive	147	01/13→06/14	←	02/13→	2	11.8116-0137.1 390612	ATE
523 i	150	01/10→08/11	←	03/10→	2	11.8116-0137.1 390612	ATE
523 i	150	06/09→08/11					
523 i	155	01/10→08/11					
525 d	155	09/11→10/16		für Fahrzeuge mit verstärkter Bremse	2	11.8116-0007.2 390602	ATE
525 d	160	09/11→10/16					
525 d	150	03/10→08/11					
525 d xDrive	155	09/11→10/16					
525 d xDrive	160	09/11→10/16					
530 d	190	09/11→10/16					
530 d xDrive	190	03/11→10/16					
535 d	220	09/10→08/11					
535 d	230	09/11→10/16					
535 d xDrive	230	09/11→10/16					
535 i	240	07/13→10/16					
535 i xDrive	225	03/11→10/16					
535 i xDrive	240	07/13→10/16					
550 i	300	03/10→06/13					
530 d	180	01/10→08/11		03/10→;	2	11.8116-0007.2 390602	ATE
535 i	225	01/10→10/16		für Fahrzeuge mit verstärkter Bremse			
530 d	210	09/10→10/16		10/15→;	2	11.8116-0007.2 390602	ATE
530 d xDrive	210	03/11→10/16		für Fahrzeuge mit verstärkter Bremse			
550 i	330	07/13→10/16			2	11.8116-0007.2 390602	ATE
550 i xDrive	330	07/13→10/16					
ActiveHybrid	225	12/11→10/16					
ActiveHybrid	250	12/11→10/16					
M 550 d xDrive	280	03/12→10/16					
550 i xDrive	300	08/10→06/13		09/10→;	2	11.8116-0007.2 390602	ATE
				für Fahrzeuge mit verstärkter Bremse			
<b>Führungshülzensatz, Bremssattel</b>							
518 d	100	07/13→06/14	←			11.0101-5402.2 260009	ATE
518 d	105	07/13→06/14					
518 d	110	07/14→10/16					
520 d	100	01/13→06/14					
520 d	120	06/10→10/16					
520 d	135	06/10→06/14					
↓							


















	kW			 	! #		
<b>BMW - 5 (F10) 01/09→10/16</b>							
<b>Führungshülzensatz, Bremssattel</b>							
520 d	140	07/14→10/16	←			11.0101-5402.2 260009	ATE
520 d	147	06/10→06/14					
520 d	151	07/14→10/16					
520 d xDrive	100	01/13→06/14					
520 d xDrive	120	10/13→10/16					
520 d xDrive	135	07/13→06/14					
520 d xDrive	140	07/14→10/16					
520 d xDrive	151	07/14→10/16					
520 i	125	07/13→10/16					
520 i	120	09/11→10/16					
520 i	135	09/11→10/16					
518 d	120	10/13→10/16	←	07/14→		11.0101-5402.2 260009	ATE
520 d	155	10/13→10/16					
520 d xDrive	155	10/13→10/16					
520 d xDrive	147	01/13→06/14	←	02/13→		11.0101-5402.2 260009	ATE
523 i	150	01/10→08/11	←	03/10→		11.0101-5402.2 260009	ATE
523 i	150	06/09→08/11					
523 i	155	01/10→08/11					
525 d	155	09/11→10/16	←	nicht für Fahrzeuge mit verstärkter Bremse		11.0101-5402.2 260009	ATE
525 d	160	09/11→10/16					
525 d	150	03/10→08/11	←	für Fahrzeuge mit verstärkter Bremse		11.0101-7003.2 260124	ATE
525 d xDrive	155	09/11→10/16					
525 d xDrive	160	09/11→10/16					
530 d	190	09/11→10/16					
530 d xDrive	190	03/11→10/16					
528 i	180	09/11→10/16	←	nicht für Fahrzeuge mit verstärkter Bremse		11.0101-5402.2 260009	ATE
528 i	190	03/10→08/11					
528 i xDrive	180	09/11→10/16					
530 d	180	01/10→08/11	←	03/10→; nicht für Fahrzeuge mit verstärkter Bremse		11.0101-5402.2 260009	ATE
			←	03/10→; für Fahrzeuge mit verstärkter Bremse		11.0101-7003.2 260124	ATE
530 d	210	09/10→10/16	←	10/15→; nicht für Fahrzeuge mit verstärkter Bremse		11.0101-5402.2 260009	ATE
530 d xDrive	210	03/11→10/16	←	10/15→; für Fahrzeuge mit verstärkter Bremse		11.0101-7003.2 260124	ATE
530 i	190	03/10→06/13	←	09/11→; nicht für Fahrzeuge mit verstärkter Bremse		11.0101-5402.2 260009	ATE
530 i	200	05/11→06/13					
535 d	220	09/10→08/11	←	für Fahrzeuge mit verstärkter Bremse		11.0101-7003.2 260124	ATE
535 d	230	09/11→10/16					
535 d xDrive	230	09/11→10/16					
535 i	240	07/13→10/16					
535 i xDrive	225	03/11→10/16					
535 i xDrive	240	07/13→10/16					
550 i	300	03/10→06/13					
535 i	225	01/10→10/16	←	03/10→; für Fahrzeuge mit verstärkter Bremse		11.0101-7003.2 260124	ATE
550 i	330	07/13→10/16	←			11.0101-7003.2 260124	ATE
550 i xDrive	330	07/13→10/16					
ActiveHybrid	225	12/11→10/16					
ActiveHybrid	250	12/11→10/16					
M 550 d xDrive	280	03/12→10/16					
550 i xDrive	300	08/10→06/13	←	09/10→; für Fahrzeuge mit verstärkter Bremse		11.0101-7003.2 260124	ATE
<b>Führungsbolzen, Bremssattel</b>							
518 d	100	07/13→06/14			2	11.8171-0008.1 990049	ATE
518 d	105	07/13→06/14					
518 d	110	07/14→10/16					
520 d	100	01/13→06/14					
520 d	120	06/10→10/16					
520 d	135	06/10→06/14					
520 d	140	07/14→10/16					
520 d	147	06/10→06/14					
520 d	151	07/14→10/16					
520 d xDrive	100	01/13→06/14					
520 d xDrive	120	10/13→10/16					
520 d xDrive	135	07/13→06/14					
520 d xDrive	140	07/14→10/16					
520 d xDrive	151	07/14→10/16					
520 i	125	07/13→10/16					
520 i	120	09/11→10/16					
520 i	135	09/11→10/16					
518 d	120	10/13→10/16		07/14→	2	11.8171-0008.1 990049	ATE
520 d	155	10/13→10/16					
520 d xDrive	155	10/13→10/16					
520 d xDrive	147	01/13→06/14		02/13→	2	11.8171-0008.1 990049	ATE
↓							









	kW			 	! #		
<b>BMW - 5 (F10) 01/09→10/16</b>							
<b>Führungsbolzen, Bremsattel</b>							
523 i	150	01/10→08/11		03/10→	2	11.8171-0008.1	990049 ATE
523 i	150	06/09→08/11					
523 i	155	01/10→08/11					
525 d	155	09/11→10/16		nicht für Fahrzeuge mit verstärkter Bremse	2	11.8171-0008.1	990049 ATE
525 d	160	09/11→10/16					
525 d	150	03/10→08/11		für Fahrzeuge mit verstärkter Bremse		11.8171-0096.1	250155 ATE
525 d xDrive	155	09/11→10/16					
525 d xDrive	160	09/11→10/16					
530 d	190	09/11→10/16					
530 d xDrive	190	03/11→10/16					
528 i	180	09/11→10/16		nicht für Fahrzeuge mit verstärkter Bremse	2	11.8171-0008.1	990049 ATE
528 i	190	03/10→08/11					
528 i xDrive	180	09/11→10/16					
530 d	180	01/10→08/11		03/10→; nicht für Fahrzeuge mit verstärkter Bremse	2	11.8171-0008.1	990049 ATE
				03/10→; für Fahrzeuge mit verstärkter Bremse		11.8171-0096.1	250155 ATE
530 d	210	09/10→10/16		10/15→; nicht für Fahrzeuge mit verstärkter Bremse	2	11.8171-0008.1	990049 ATE
530 d xDrive	210	03/11→10/16					
				10/15→; für Fahrzeuge mit verstärkter Bremse		11.8171-0096.1	250155 ATE
530 i	190	03/10→06/13		09/11→; nicht für Fahrzeuge mit verstärkter Bremse	2	11.8171-0008.1	990049 ATE
530 i	200	05/11→06/13					
535 d	220	09/10→08/11		für Fahrzeuge mit verstärkter Bremse		11.8171-0096.1	250155 ATE
535 d	230	09/11→10/16					
535 d xDrive	230	09/11→10/16					
535 i	240	07/13→10/16					
535 i xDrive	225	03/11→10/16					
535 i xDrive	240	07/13→10/16					
550 i	300	03/10→06/13					
535 i	225	01/10→10/16		03/10→; für Fahrzeuge mit verstärkter Bremse		11.8171-0096.1	250155 ATE
550 i	330	07/13→10/16				11.8171-0096.1	250155 ATE
550 i xDrive	330	07/13→10/16					
ActiveHybrid	225	12/11→10/16					
ActiveHybrid	250	12/11→10/16					
M 550 d xDrive	280	03/12→10/16					
550 i xDrive	300	08/10→06/13		09/10→; für Fahrzeuge mit verstärkter Bremse		11.8171-0096.1	250155 ATE
<b>Dichtungssatz, Bremsattel</b>							
518 d	100	07/13→06/14	←			11.0441-6008.2	250038 ATE für Kolben-Ø [mm]: 60
518 d	105	07/13→06/14					
518 d	110	07/14→10/16					
520 d	100	01/13→06/14					
520 d	120	06/10→10/16					
520 d	135	06/10→06/14					
520 d	140	07/14→10/16					
520 d	147	06/10→06/14					
520 d	151	07/14→10/16					
520 d xDrive	100	01/13→06/14					
520 d xDrive	120	10/13→10/16					
520 d xDrive	135	07/13→06/14					
520 d xDrive	140	07/14→10/16					
520 d xDrive	151	07/14→10/16					
520 i	125	07/13→10/16					
520 i	120	09/11→10/16					
520 i	135	09/11→10/16					
525 d	155	09/11→10/16					
525 d	160	09/11→10/16					
525 d	150	03/10→08/11					
525 d xDrive	155	09/11→10/16					
525 d xDrive	160	09/11→10/16					
530 d	190	09/11→10/16					
530 d xDrive	190	03/11→10/16					
550 i	330	07/13→10/16					
550 i xDrive	330	07/13→10/16					
ActiveHybrid	225	12/11→10/16					
ActiveHybrid	250	12/11→10/16					
M 550 d xDrive	280	03/12→10/16					
518 d	120	10/13→10/16	←	07/14→		11.0441-6008.2	250038 ATE für Kolben-Ø [mm]: 60
520 d	155	10/13→10/16					
520 d xDrive	155	10/13→10/16					
520 d xDrive	147	01/13→06/14	←	02/13→		11.0441-6008.2	250038 ATE für Kolben-Ø [mm]: 60
523 i	150	01/10→08/11	←	03/10→		11.0441-6008.2	250038 ATE für Kolben-Ø [mm]: 60
523 i	150	06/09→08/11					
523 i	155	01/10→08/11					
↓							



	kW			 	! #		
<b>BMW - 5 (F10) 01/09→10/16</b>							
<b>Dichtungssatz, Bremssattel</b>							
530 d	180	01/10→08/11	←	03/10→		11.0441-6008.2 250038	ATE für Kolben-Ø [mm]: 60
528 i	180	09/11→10/16	←	nicht für Fahrzeuge mit verstärkter Bremse		11.0441-6008.2 250038	ATE für Kolben-Ø [mm]: 60
528 i	190	03/10→08/11					
528 i xDrive	180	09/11→10/16					
530 d	210	09/10→10/16	←	10/15→		11.0441-6008.2 250038	ATE für Kolben-Ø [mm]: 60
530 d xDrive	210	03/11→10/16					
530 i	190	03/10→06/13	←	09/11→; nicht für Fahrzeuge mit verstärkter Bremse		11.0441-6008.2 250038	ATE für Kolben-Ø [mm]: 60
530 i	200	05/11→06/13					
535 d	220	09/10→08/11	←	für Fahrzeuge mit verstärkter Bremse		11.0441-6008.2 250038	ATE für Kolben-Ø [mm]: 60
535 d	230	09/11→10/16					
535 d xDrive	230	09/11→10/16					
535 i	240	07/13→10/16					
535 i xDrive	225	03/11→10/16					
535 i xDrive	240	07/13→10/16					
550 i	300	03/10→06/13					
535 i	225	01/10→10/16	←	03/10→; für Fahrzeuge mit verstärkter Bremse		11.0441-6008.2 250038	ATE für Kolben-Ø [mm]: 60
550 i xDrive	300	08/10→06/13	←		09/10→; für Fahrzeuge mit verstärkter Bremse		
<b> Bremsschlauch</b>							
518 d	100	07/13→06/14	←		2	24.5118-0688.3 331419	L= 718
518 d	105	07/13→06/14					
518 d	110	07/14→10/16					
520 d	100	01/13→06/14					
520 d	120	06/10→10/16					
520 d	135	06/10→06/14					
520 d	140	07/14→10/16					
520 d	147	06/10→06/14					
520 d	151	07/14→10/16					
520 d xDrive	100	01/13→06/14					
520 d xDrive	120	10/13→10/16					
520 d xDrive	135	07/13→06/14					
520 d xDrive	140	07/14→10/16					
520 d xDrive	151	07/14→10/16					
520 i	125	07/13→10/16					
520 i	120	09/11→10/16					
520 i	135	09/11→10/16					
525 d	155	09/11→10/16					
525 d	160	09/11→10/16					
525 d	150	03/10→08/11					
525 d xDrive	155	09/11→10/16					
525 d xDrive	160	09/11→10/16					
528 i	180	09/11→10/16					
528 i	190	03/10→08/11					
528 i xDrive	180	09/11→10/16					
530 d	190	09/11→10/16					
530 d xDrive	190	03/11→10/16					
535 d	220	09/10→08/11					
535 d	230	09/11→10/16					
535 d xDrive	230	09/11→10/16					
535 i	240	07/13→10/16					
535 i xDrive	225	03/11→10/16					
535 i xDrive	240	07/13→10/16					
550 i	300	03/10→06/13					
550 i	330	07/13→10/16					
550 i xDrive	330	07/13→10/16					
ActiveHybrid	225	12/11→10/16					
ActiveHybrid	250	12/11→10/16					
M 550 d xDrive	280	03/12→10/16					
518 d	120	10/13→10/16	←	07/14→	2	24.5118-0688.3 331419	L= 718
520 d	155	10/13→10/16					
520 d xDrive	155	10/13→10/16					
520 d xDrive	147	01/13→06/14	←	02/13→	2	24.5118-0688.3 331419	L= 718
523 i	150	01/10→08/11	←	03/10→	2	24.5118-0688.3 331419	L= 718
523 i	150	06/09→08/11					
523 i	155	01/10→08/11					
530 d	180	01/10→08/11					
535 i	225	01/10→10/16					
530 d	210	09/10→10/16	←	10/15→	2	24.5118-0688.3 331419	L= 718
530 d xDrive	210	03/11→10/16					
530 i	190	03/10→06/13	←	09/11→	2	24.5118-0688.3 331419	L= 718
530 i	200	05/11→06/13					
550 i xDrive	300	08/10→06/13	←	09/10→	2	24.5118-0688.3 331419	L= 718
<b>BMW - 5 Gran Turismo (F07) 01/09→02/17</b>							
<b>Feder, Bremssattel</b>							
520 d	100	07/13→02/17			2	11.8116-0007.2 390602	ATE
↓							

	kw			 	! #		
<b>BMW - 5 Gran Turismo (F07) 01/09→02/17</b>							
<b>Feder, Bremssattel</b>							
520 d	120	07/12→06/13	➔		2	11.8116-0296.1 390445	ATE
530 d	155	09/10→02/17					
530 d	190	07/12→02/17					
530 d xDrive	190	07/12→02/17					
535 d	220	03/10→06/12					
535 d	230	07/12→02/17					
535 d xDrive	230	07/12→02/17					
535 i xDrive	225	09/10→02/17					
520 d	135	04/11→02/17		10/11→	2	11.8116-0007.2 390602	ATE
			➔	10/11→	2	11.8116-0296.1 390445	ATE
528 i	180	07/13→02/17		08/13→	2	11.8116-0007.2 390602	ATE
			➔	08/13→	2	11.8116-0296.1 390445	ATE
530 d	180	08/09→06/12		10/09→	2	11.8116-0007.2 390602	ATE
535 i	225	01/09→02/17	➔	10/09→	2	11.8116-0296.1 390445	ATE
530 d xDrive	180	06/10→06/12		09/10→	2	11.8116-0007.2 390602	ATE
535 d xDrive	220	03/10→06/12	➔	09/10→	2	11.8116-0296.1 390445	ATE
550 i	300	08/09→06/12		10/09→	2	11.8116-0008.2 390603	ATE
			➔	10/09→	2	11.8116-0296.1 390445	ATE
550 i	330	07/12→02/17			2	11.8116-0008.2 390603	ATE
550 i xDrive	330	07/12→02/17	➔		2	11.8116-0296.1 390445	ATE
550 i xDrive	300	06/10→06/12		09/10→	2	11.8116-0008.2 390603	ATE
			➔	09/10→	2	11.8116-0296.1 390445	ATE
<b>Führungshülzensatz, Bremssattel</b>							
520 d	100	07/13→02/17	➔			11.0101-7003.2 260124	ATE
520 d	120	07/12→06/13					
530 d	155	09/10→02/17	➔			11.0101-5402.2 260009	ATE
530 d	190	07/12→02/17					
530 d xDrive	190	07/12→02/17					
535 d	220	03/10→06/12					
535 d	230	07/12→02/17					
535 d xDrive	230	07/12→02/17					
535 i xDrive	225	09/10→02/17					
550 i	330	07/12→02/17					
550 i xDrive	330	07/12→02/17					
520 d	135	04/11→02/17	➔	10/11→		11.0101-7003.2 260124	ATE
			➔	10/11→		11.0101-5402.2 260009	ATE
528 i	180	07/13→02/17	➔	08/13→		11.0101-7003.2 260124	ATE
			➔	08/13→		11.0101-5402.2 260009	ATE
530 d	180	08/09→06/12	➔	10/09→		11.0101-7003.2 260124	ATE
535 i	225	01/09→02/17	➔	10/09→		11.0101-5402.2 260009	ATE
550 i	300	08/09→06/12	➔	10/09→		11.0101-5402.2 260009	ATE
530 d xDrive	180	06/10→06/12	➔	09/10→		11.0101-7003.2 260124	ATE
535 d xDrive	220	03/10→06/12	➔	09/10→		11.0101-5402.2 260009	ATE
550 i xDrive	300	06/10→06/12	➔	09/10→		11.0101-5402.2 260009	ATE
<b>Führungsbolzen, Bremssattel</b>							
520 d	100	07/13→02/17				11.8171-0096.1 250155	ATE
520 d	120	07/12→06/13	➔		2	11.8171-0008.1 990049	ATE
530 d	155	09/10→02/17					
530 d	190	07/12→02/17					
530 d xDrive	190	07/12→02/17					
535 d	220	03/10→06/12					
535 d	230	07/12→02/17					
535 d xDrive	230	07/12→02/17					
535 i xDrive	225	09/10→02/17					
550 i	330	07/12→02/17					
550 i xDrive	330	07/12→02/17					
520 d	135	04/11→02/17		10/11→		11.8171-0096.1 250155	ATE
			➔	10/11→	2	11.8171-0008.1 990049	ATE
528 i	180	07/13→02/17		08/13→		11.8171-0096.1 250155	ATE
			➔	08/13→	2	11.8171-0008.1 990049	ATE
530 d	180	08/09→06/12		10/09→		11.8171-0096.1 250155	ATE
535 i	225	01/09→02/17	➔	10/09→	2	11.8171-0008.1 990049	ATE
550 i	300	08/09→06/12	➔	10/09→	2	11.8171-0008.1 990049	ATE
530 d xDrive	180	06/10→06/12		09/10→		11.8171-0096.1 250155	ATE
535 d xDrive	220	03/10→06/12	➔	09/10→	2	11.8171-0008.1 990049	ATE
550 i xDrive	300	06/10→06/12	➔	09/10→	2	11.8171-0008.1 990049	ATE
↓							

	kW				! #		
<b>BMW - 5 Gran Turismo (F07) 01/09→02/17</b>							
<b>Dichtungssatz, Bremssattel</b>							
520 d	100	07/13→02/17	←			11.0441-6008.2 250038	ATE für Kolben-Ø [mm]: 60
520 d	120	07/12→06/13					
530 d	155	09/10→02/17					
530 d	190	07/12→02/17					
530 d xDrive	190	07/12→02/17					
535 d	220	03/10→06/12					
535 d	230	07/12→02/17					
535 d xDrive	230	07/12→02/17					
535 i xDrive	225	09/10→02/17					
550 i	330	07/12→02/17					
550 i xDrive	330	07/12→02/17					
520 d	135	04/11→02/17	←	10/11→		11.0441-6008.2 250038	ATE für Kolben-Ø [mm]: 60
528 i	180	07/13→02/17	←	08/13→		11.0441-6008.2 250038	ATE für Kolben-Ø [mm]: 60
530 d	180	08/09→06/12	←	10/09→		11.0441-6008.2 250038	ATE für Kolben-Ø [mm]: 60
535 i	225	01/09→02/17					
550 i	300	08/09→06/12					
530 d xDrive	180	06/10→06/12	←	09/10→		11.0441-6008.2 250038	ATE für Kolben-Ø [mm]: 60
535 d xDrive	220	03/10→06/12					
550 i xDrive	300	06/10→06/12					
<b>Bremsschlauch</b>							
520 d	100	07/13→02/17	←		2	24.5118-0688.3 331419	L= 718
520 d	120	07/12→06/13					
530 d	155	09/10→02/17					
530 d	190	07/12→02/17					
530 d xDrive	190	07/12→02/17					
535 d	220	03/10→06/12					
535 d	230	07/12→02/17					
535 d xDrive	230	07/12→02/17					
535 i xDrive	225	09/10→02/17					
550 i	330	07/12→02/17					
550 i xDrive	330	07/12→02/17					
520 d	135	04/11→02/17	←	10/11→	2	24.5118-0688.3 331419	L= 718
528 i	180	07/13→02/17	←	08/13→	2	24.5118-0688.3 331419	L= 718
530 d	180	08/09→06/12	←	10/09→	2	24.5118-0688.3 331419	L= 718
535 i	225	01/09→02/17					
550 i	300	08/09→06/12					
530 d xDrive	180	06/10→06/12	←	09/10→	2	24.5118-0688.3 331419	L= 718
535 d xDrive	220	03/10→06/12					
550 i xDrive	300	06/10→06/12					
<b>BMW - 5 Touring (E34) 07/91→07/96</b>							
<b>Bremssattel</b>							
518 g	85	02/96→07/96	→			24.3401-8503.5 240521	ATE - Halter
525 ix	141	01/92→03/96	→			24.3401-8504.5 240522	ATE - Halter
518 i	85	05/94→07/96	←	☐; → 09/95		24.3601-8501.5 240533	ATE - Halter
			←	☐; → 09/95		24.3601-8502.5 240534	ATE - Halter
			→	☐		24.3401-8503.5 240521	ATE - Halter
			→	☐		24.3401-8504.5 240522	ATE - Halter
			→	☐		24.3401-8504.5 240522	ATE - Halter
520 i	110	07/91→07/96	←	☐		24.3601-8505.5 240537	ATE - Halter
525 i	141	07/91→07/96	←	☐		24.3601-8506.5 240538	ATE - Halter
525 td	85	03/93→07/96	←	☐		24.3601-8506.5 240538	ATE - Halter
525 tds	105	12/91→07/96	→	☐		24.3401-8503.5 240521	ATE - Halter
530 i	160	09/92→07/96	→	☐		24.3401-8504.5 240522	ATE - Halter
540 i	210	09/93→07/96	←	☐		24.3601-8503.5 240535	ATE - Halter
			←	☐		24.3601-8504.5 240536	ATE - Halter
<b>Feder, Bremssattel</b>							
518 g	85	02/96→07/96	→		2	11.8116-0066.1 390577	ATE
525 ix	141	01/92→03/96					
540 i	210	09/93→07/96					
518 i	85	05/94→07/96	←	→ 09/95	2	11.8116-0083.1 390501	ATE
			→		2	11.8116-0066.1 390577	ATE
520 i	110	07/91→07/96	←		2	11.8116-0083.1 390501	ATE
525 i	141	07/91→07/96	←		2	11.8116-0083.1 390501	ATE
525 td	85	03/93→07/96	→		2	11.8116-0066.1 390577	ATE
525 tds	105	12/91→07/96					
530 i	160	09/92→07/96					
M5	250	04/92→07/95			2	11.8116-0315.2 390447	ATE
↓							

**BMW - 5 Touring (E34) 07/91→07/96**

**Führungshülzensatz, Bremsattel**

518 g	85	02/96→07/96	➔			11.0101-5402.2	260009	ATE
M5	250	04/92→07/95						
518 i	85	05/94→07/96	➔	→ 09/95		11.0101-5402.2	260009	ATE
			➔			11.0101-5402.2	260009	ATE
520 i	110	07/91→07/96	➔			11.0101-5402.2	260009	ATE
525 i	141	07/91→07/96						
525 ix	141	01/92→03/96	➔			11.0101-5402.2	260009	ATE
525 td	85	03/93→07/96						
525 tds	105	12/91→07/96						
530 i	160	09/92→07/96						
540 i	210	09/93→07/96						

**Führungsbolzen, Bremsattel**

518 g	85	02/96→07/96	➔		2	11.8171-0008.1	990049	ATE
M5	250	04/92→07/95						
518 i	85	05/94→07/96	➔	→ 09/95	2	11.8171-0008.1	990049	ATE
			➔		2	11.8171-0008.1	990049	ATE
520 i	110	07/91→07/96	➔		2	11.8171-0008.1	990049	ATE
525 i	141	07/91→07/96						
525 ix	141	01/92→03/96	➔		2	11.8171-0008.1	990049	ATE
525 td	85	03/93→07/96						
525 tds	105	12/91→07/96						
530 i	160	09/92→07/96						
540 i	210	09/93→07/96						

**Dichtungssatz, Bremsattel**

518 g	85	02/96→07/96	➔			11.0441-4002.2	250011	ATE
M5	250	04/92→07/95						
518 i	85	05/94→07/96	➔	→ 09/95		11.0441-6003.2	250037	
			➔			11.0441-4002.2	250011	ATE
520 i	110	07/91→07/96	➔			11.0441-6003.2	250037	
525 i	141	07/91→07/96						
525 ix	141	01/92→03/96	➔			11.0441-4002.2	250011	ATE
525 td	85	03/93→07/96						
525 tds	105	12/91→07/96						
530 i	160	09/92→07/96						
540 i	210	09/93→07/96						








**Bremsschlauch**








518 g	85	02/96→07/96	➔		2	24.5113-0423.3	331396	L= 420
518 i	85	05/94→07/96	➔					
520 i	110	07/91→07/96	➔	am Bremsattel	2	24.5170-0201.3	331450	L= 201
525 i	141	07/91→07/96	➔					
525 ix	141	01/92→03/96	➔		2	24.5201-0204.3	331400	L= 204
525 td	85	03/93→07/96						
525 tds	105	12/91→07/96						
530 i	160	09/92→07/96						
540 i	210	09/93→07/96						
M5	250	04/92→07/95						

**BMW - 5 Touring (E39) 09/96→06/04**








**Bremssattel**







































520 d	100	02/00→09/03	➔	☐; 04/00→ 07/03; für Behördenfahrzeuge		24.3601-1713.5	240355	ATE - Halter
525 d	120	02/00→05/04	➔	☐; 04/00→ 07/03; für Behördenfahrzeuge		24.3601-1714.5	240356	ATE - Halter
			➔	☐; 04/00→ 07/03		24.3426-9993.5	240978	ATE - Halter
			➔	☐; 04/00→ 07/03		24.3426-9994.5	240979	ATE - Halter
520 i	100	03/97→08/01	➔	☐; 04/00→; für Behördenfahrzeuge		24.3601-1713.5	240355	ATE - Halter
			➔	☐; → 03/00; für Behördenfahrzeuge		24.3601-1713.5	240355	ATE - Halter
			➔	☐; → 03/00; für Behördenfahrzeuge		24.3601-1714.5	240356	ATE - Halter
			➔	☐; 04/00→; für Behördenfahrzeuge		24.3601-1714.5	240356	ATE - Halter
			➔	☐		24.3426-9993.5	240978	ATE - Halter
			➔	☐		24.3426-9994.5	240979	ATE - Halter
520 i	110	03/97→08/01	➔	☐; 04/00→; für Behördenfahrzeuge		24.3601-1713.5	240355	ATE - Halter
			➔	☐; 05/97→ 03/00; für Behördenfahrzeuge		24.3601-1713.5	240355	ATE - Halter
			➔	☐; 04/00→; für Behördenfahrzeuge		24.3601-1714.5	240356	ATE - Halter
			➔	☐; 05/97→ 03/00; für Behördenfahrzeuge		24.3601-1714.5	240356	ATE - Halter

	kw			 	! #		
<b>BMW - 5 Touring (E39) 09/96→06/04</b>							
<b>Bremssattel</b>							
520 i	110	03/97→08/01	➔	☐; 05/97→		24.3426-9993.5 240978	ATE - Halter
			➔	☐; 05/97→		24.3426-9994.5 240979	ATE - Halter
520 i	120	09/00→12/03	➔	☐; → 07/03; für Behördenfahrzeuge		24.3601-1713.5 240355	ATE - Halter
520 i	125	09/00→12/03	➔	☐; → 07/03; für Behördenfahrzeuge		24.3601-1714.5 240356	ATE - Halter
			➔	☐; → 07/03		24.3426-9993.5 240978	ATE - Halter
			➔	☐; → 07/03		24.3426-9994.5 240979	ATE - Halter
523 i	120	09/98→08/00	➔	☐		24.3426-9993.5 240978	ATE - Halter
			➔	☐		24.3426-9994.5 240979	ATE - Halter
523 i	125	03/97→08/00	➔	☐; 05/97→		24.3426-9993.5 240978	ATE - Halter
528 i	142	11/96→08/00	➔	☐; 05/97→		24.3426-9994.5 240979	ATE - Halter
525 i	141	09/00→05/04	➔	☐; 10/00→ 07/03; für Behördenfahrzeuge		24.3601-1713.5 240355	ATE - Halter
			➔	☐; 10/00→ 07/03; für Behördenfahrzeuge		24.3601-1714.5 240356	ATE - Halter
			➔	☐; 10/00→ 07/03		24.3426-9993.5 240978	ATE - Halter
			➔	☐; 10/00→ 07/03		24.3426-9994.5 240979	ATE - Halter
525 tds	105	03/97→05/04	➔	☐; 06/98→ 09/00		24.3426-9993.5 240978	ATE - Halter
			➔	☐; 06/98→ 09/00		24.3426-9994.5 240979	ATE - Halter
530 d	135	08/98→09/00	➔	☐; 09/98→		24.3426-9993.5 240978	ATE - Halter
			➔	☐; 09/98→		24.3426-9994.5 240979	ATE - Halter
530 d	142	09/00→05/04	➔	☐; 10/00→ 07/03		24.3601-1713.5 240355	ATE - Halter
			➔	☐; 10/00→ 07/03		24.3601-1714.5 240356	ATE - Halter
			➔	☐; → 07/03		24.3426-9993.5 240978	ATE - Halter
			➔	☐; → 07/03		24.3426-9994.5 240979	ATE - Halter
530 i	170	09/00→12/03	➔	☐; 10/00→ 07/03		24.3601-1713.5 240355	ATE - Halter
			➔	☐; 10/00→ 07/03		24.3601-1714.5 240356	ATE - Halter
			➔	☐; 10/00→ 07/03		24.3426-9993.5 240978	ATE - Halter
			➔	☐; 10/00→ 07/03		24.3426-9994.5 240979	ATE - Halter
540 i	210	04/97→12/03	➔	☐; 05/97→ 03/00		24.3601-1713.5 240355	ATE - Halter
			➔	☐; 04/00→ 07/03		24.3601-1713.5 240355	ATE - Halter
			➔	☐; 04/00→ 07/03		24.3601-1714.5 240356	ATE - Halter
			➔	☐; 05/97→ 03/00		24.3601-1714.5 240356	ATE - Halter
			➔	☐; 05/97→ 07/03		24.3426-9993.5 240978	ATE - Halter
			➔	☐; 05/97→ 07/03		24.3426-9994.5 240979	ATE - Halter
<b>Feder, Bremssattel</b>							
520 d	100	02/00→09/03	➔	04/00→ 07/03; nicht für Behördenfahrzeuge	2	11.8116-0239.2 390510	ATE
525 d	120	02/00→05/04	➔	04/00→ 07/03; für Behördenfahrzeuge	2	11.8116-0290.2 390520	ATE
			➔	04/00→ 07/03	2	11.8116-0168.1 390499	ATE
520 i	100	03/97→08/01	➔	→ 03/00; für Behördenfahrzeuge	2	11.8116-0197.1 390523	ATE
			➔	nicht für Behördenfahrzeuge	2	11.8116-0239.2 390510	ATE
			➔	04/00→; für Behördenfahrzeuge	2	11.8116-0290.2 390520	ATE
			➔		2	11.8116-0168.1 390499	ATE
520 i	110	03/97→08/01	➔	05/97→ 03/00; für Behördenfahrzeuge	2	11.8116-0197.1 390523	ATE
			➔	05/97→; nicht für Behördenfahrzeuge	2	11.8116-0239.2 390510	ATE
			➔	04/00→; für Behördenfahrzeuge	2	11.8116-0290.2 390520	ATE
			➔	05/97→	2	11.8116-0168.1 390499	ATE
520 i	120	09/00→12/03	➔	→ 07/03; nicht für Behördenfahrzeuge	2	11.8116-0239.2 390510	ATE
520 i	125	09/00→12/03	➔	→ 07/03; für Behördenfahrzeuge	2	11.8116-0290.2 390520	ATE
			➔	→ 07/03	2	11.8116-0168.1 390499	ATE
523 i	120	09/98→08/00	➔		2	11.8116-0239.2 390510	ATE
			➔		2	11.8116-0168.1 390499	ATE
523 i	125	03/97→08/00	➔	05/97→	2	11.8116-0239.2 390510	ATE
528 i	142	11/96→08/00	➔	05/97→	2	11.8116-0168.1 390499	ATE
↓							

	kw			 	! #			
<b>BMW - 5 Touring (E39) 09/96→06/04</b>								
<b>Feder, Bremssattel</b>								
525 i	141	09/00→05/04	←	10/00→ 07/03; nicht für Behördenfahrzeuge	2	11.8116-0239.2	390510	ATE
			←	10/00→ 07/03; für Behördenfahrzeuge	2	11.8116-0290.2	390520	ATE
			→	10/00→ 07/03	2	11.8116-0168.1	390499	ATE
525 tds	105	03/97→05/04	←	06/98→ 09/00	2	11.8116-0239.2	390510	ATE
			→	06/98→ 09/00	2	11.8116-0168.1	390499	ATE
530 d	135	08/98→09/00	←	09/98→	2	11.8116-0239.2	390510	ATE
			→	09/98→	2	11.8116-0168.1	390499	ATE
530 d	142	09/00→05/04	←	→ 09/00	2	11.8116-0239.2	390510	ATE
			←	10/00→ 07/03	2	11.8116-0290.2	390520	ATE
			→	→ 07/03	2	11.8116-0168.1	390499	ATE
530 i	170	09/00→12/03	←	10/00→ 07/03	2	11.8116-0290.2	390520	ATE
			→	10/00→ 07/03	2	11.8116-0168.1	390499	ATE
540 i	210	04/97→12/03	←	05/97→ 03/00	2	11.8116-0197.1	390523	ATE
			←	04/00→ 07/03	2	11.8116-0290.2	390520	ATE
			→	05/97→ 07/03	2	11.8116-0168.1	390499	ATE
<b>Führungshülzensatz, Bremssattel</b>								
520 d 525 d	100 120	02/00→09/03 02/00→05/04	←	04/00→ 07/03		11.0101-5402.2	260009	ATE
			→	04/00→ 07/03		11.0101-5402.2	260009	ATE
520 i	100	03/97→08/01	←	nicht für Behördenfahrzeuge		11.0101-5402.2	260009	ATE
			←	→ 03/00; für Behördenfahrzeuge		11.0101-5402.2	260009	ATE
			←	04/00→; für Behördenfahrzeuge		11.0101-5402.2	260009	ATE
			→			11.0101-5402.2	260009	ATE
520 i	110	03/97→08/01	←	04/00→; für Behördenfahrzeuge		11.0101-5402.2	260009	ATE
			←	05/97→ 03/00; für Behördenfahrzeuge		11.0101-5402.2	260009	ATE
			←	05/97→; nicht für Behördenfahrzeuge		11.0101-5402.2	260009	ATE
			→	05/97→		11.0101-5402.2	260009	ATE
520 i 520 i	120 125	09/00→12/03 09/00→12/03	←	→ 07/03; für Behördenfahrzeuge		11.0101-5402.2	260009	ATE
			←	→ 07/03; nicht für Behördenfahrzeuge		11.0101-5402.2	260009	ATE
			→	→ 07/03		11.0101-5402.2	260009	ATE
523 i	120	09/98→08/00	←			11.0101-5402.2	260009	ATE
			→			11.0101-5402.2	260009	ATE
523 i 528 i	125 142	03/97→08/00 11/96→08/00	←	05/97→		11.0101-5402.2	260009	ATE
			→	05/97→		11.0101-5402.2	260009	ATE
525 i 530 i	141 170	09/00→05/04 09/00→12/03	←	10/00→ 07/03		11.0101-5402.2	260009	ATE
			→	10/00→ 07/03		11.0101-5402.2	260009	ATE
525 tds	105	03/97→05/04	←	06/98→ 09/00		11.0101-5402.2	260009	ATE
			→	06/98→ 09/00		11.0101-5402.2	260009	ATE
530 d	135	08/98→09/00	←	09/98→		11.0101-5402.2	260009	ATE
			→	09/98→		11.0101-5402.2	260009	ATE
530 d	142	09/00→05/04	←	10/00→ 07/03		11.0101-5402.2	260009	ATE
			←	→ 09/00		11.0101-5402.2	260009	ATE
			→	→ 07/03		11.0101-5402.2	260009	ATE
540 i	210	04/97→12/03	←	04/00→ 07/03		11.0101-5402.2	260009	ATE
			←	05/97→ 03/00		11.0101-5402.2	260009	ATE
			→	05/97→ 07/03		11.0101-5402.2	260009	ATE
<b>Führungsbolzen, Bremssattel</b>								
520 d 525 d	100 120	02/00→09/03 02/00→05/04	←	04/00→ 07/03	2	11.8171-0008.1	990049	ATE
			→	04/00→ 07/03	2	11.8171-0008.1	990049	ATE
520 i	100	03/97→08/01	←	→ 03/00; für Behördenfahrzeuge	2	11.8171-0008.1	990049	ATE
			←	nicht für Behördenfahrzeuge	2	11.8171-0008.1	990049	ATE
			←	04/00→; für Behördenfahrzeuge	2	11.8171-0008.1	990049	ATE
↓								





































































	kw			 	! #		
<b>BMW - 5 Touring (E39) 09/96→06/04</b>							
<b>Führungsbolzen, Bremsattel</b>							
520 i	100	03/97→08/01	➡		2	11.8171-0008.1 990049	ATE
520 i	110	03/97→08/01		05/97→ 03/00; für Behördenfahrzeuge	2	11.8171-0008.1 990049	ATE
			⬅	05/97→; nicht für Behördenfahrzeuge	2	11.8171-0008.1 990049	ATE
			⬅	04/00→; für Behördenfahrzeuge	2	11.8171-0008.1 990049	ATE
			➡	05/97→	2	11.8171-0008.1 990049	ATE
520 i 520 i	120 125	09/00→12/03 09/00→12/03	⬅	→ 07/03; für Behördenfahrzeuge	2	11.8171-0008.1 990049	ATE
			⬅	→ 07/03; nicht für Behördenfahrzeuge	2	11.8171-0008.1 990049	ATE
			➡	→ 07/03	2	11.8171-0008.1 990049	ATE
523 i	120	09/98→08/00	⬅		2	11.8171-0008.1 990049	ATE
			➡		2	11.8171-0008.1 990049	ATE
523 i 528 i	125 142	03/97→08/00 11/96→08/00	⬅	05/97→	2	11.8171-0008.1 990049	ATE
			➡	05/97→	2	11.8171-0008.1 990049	ATE
525 i 530 i	141 170	09/00→05/04 09/00→12/03	⬅	10/00→ 07/03	2	11.8171-0008.1 990049	ATE
			➡	10/00→ 07/03	2	11.8171-0008.1 990049	ATE
525 tds	105	03/97→05/04	⬅	06/98→ 09/00	2	11.8171-0008.1 990049	ATE
			➡	06/98→ 09/00	2	11.8171-0008.1 990049	ATE
530 d	135	08/98→09/00	⬅	09/98→	2	11.8171-0008.1 990049	ATE
			➡	09/98→	2	11.8171-0008.1 990049	ATE
530 d	142	09/00→05/04	⬅	10/00→ 07/03	2	11.8171-0008.1 990049	ATE
			⬅	→ 09/00	2	11.8171-0008.1 990049	ATE
			➡	→ 07/03	2	11.8171-0008.1 990049	ATE
540 i	210	04/97→12/03		05/97→ 03/00	2	11.8171-0008.1 990049	ATE
			⬅	04/00→ 07/03	2	11.8171-0008.1 990049	ATE
			➡	05/97→ 07/03	2	11.8171-0008.1 990049	ATE
<b>Dichtungssatz, Bremsattel</b>							
520 d 525 d	100 120	02/00→09/03 02/00→05/04	⬅	04/00→ 07/03; für Behördenfahrzeuge		11.0441-6003.2 250037	
			⬅	04/00→ 07/03; nicht für Behördenfahrzeuge		11.0441-6008.2 250038	ATE für Kolben-Ø [mm]: 60
			➡	04/00→ 07/03		11.0441-4203.2 250013	ATE
520 i	100	03/97→08/01	⬅	04/00→; für Behördenfahrzeuge		11.0441-6003.2 250037	
			⬅	→ 03/00; für Behördenfahrzeuge		11.0441-6003.2 250037	
			⬅	nicht für Behördenfahrzeuge		11.0441-6008.2 250038	ATE für Kolben-Ø [mm]: 60
			➡			11.0441-4203.2 250013	ATE
520 i	110	03/97→08/01	⬅	04/00→; für Behördenfahrzeuge		11.0441-6003.2 250037	
			⬅	05/97→ 03/00; für Behördenfahrzeuge		11.0441-6003.2 250037	
			⬅	05/97→; nicht für Behördenfahrzeuge		11.0441-6008.2 250038	ATE für Kolben-Ø [mm]: 60
			➡	05/97→		11.0441-4203.2 250013	ATE
520 i 520 i	120 125	09/00→12/03 09/00→12/03	⬅	→ 07/03; für Behördenfahrzeuge		11.0441-6003.2 250037	
			⬅	→ 07/03; nicht für Behördenfahrzeuge		11.0441-6008.2 250038	ATE für Kolben-Ø [mm]: 60
			➡	→ 07/03		11.0441-4203.2 250013	ATE
523 i	120	09/98→08/00	⬅			11.0441-6008.2 250038	ATE für Kolben-Ø [mm]: 60
			➡			11.0441-4203.2 250013	ATE
523 i 528 i	125 142	03/97→08/00 11/96→08/00	⬅	05/97→		11.0441-6008.2 250038	ATE für Kolben-Ø [mm]: 60
			➡	05/97→		11.0441-4203.2 250013	ATE
525 i	141	09/00→05/04	⬅	10/00→ 07/03; für Behördenfahrzeuge		11.0441-6003.2 250037	
			⬅	10/00→ 07/03; nicht für Behördenfahrzeuge		11.0441-6008.2 250038	ATE für Kolben-Ø [mm]: 60
			➡	10/00→ 07/03		11.0441-4203.2 250013	ATE
525 tds	105	03/97→05/04	⬅	06/98→ 09/00		11.0441-6008.2 250038	ATE für Kolben-Ø [mm]: 60
			➡	06/98→ 09/00		11.0441-4203.2 250013	ATE
530 d	135	08/98→09/00	⬅	09/98→		11.0441-6008.2 250038	ATE für Kolben-Ø [mm]: 60
			➡	09/98→		11.0441-4203.2 250013	ATE
530 d	142	09/00→05/04	⬅	10/00→ 07/03		11.0441-6003.2 250037	
			⬅	→ 09/00		11.0441-6008.2 250038	ATE für Kolben-Ø [mm]: 60
↓							

	kw			 	! #		
<b>BMW - 5 Touring (E39) 09/96→06/04</b>							
<b>Dichtungssatz, Bremssattel</b>							
530 d	142	09/00→05/04	➡	→ 07/03		11.0441-4203.2 250013	ATE
530 i	170	09/00→12/03	⬅	10/00→ 07/03		11.0441-6003.2 250037	
			➡	10/00→ 07/03		11.0441-4203.2 250013	ATE
540 i	210	04/97→12/03	⬅	04/00→ 07/03		11.0441-6003.2 250037	
			⬅	05/97→ 03/00		11.0441-6003.2 250037	
			➡	05/97→ 07/03		11.0441-4203.2 250013	ATE
<b> Bremsschlauch</b>							
520 d 525 d	100 120	02/00→09/03 02/00→05/04	⬅	 ; 04/00→ 07/03; + ASC		24.5201-0100.3 331512	L= 100
			⬅	 ; 04/00→ 07/03; + ASC		24.5201-0101.3 331517	L= 100
			⬅	am Bremssattel; 04/00→ 07/03	2	83.6151-0411.3 330461	L= 410
			➡	am Bremssattel; 04/00→ 07/03	2	24.5113-0275.3 330653	L= 275 + Halter
			➡	 ; 04/00→ 07/03		24.5201-0100.3 331512	L= 100
			➡	 ; 04/00→ 07/03		24.5201-0101.3 331517	L= 100
520 i 528 i	100 142	03/97→08/01 11/96→08/00	⬅	 ; + ASC		24.5201-0100.3 331512	L= 100
			⬅	 ; + ASC		24.5201-0101.3 331517	L= 100
			⬅	am Bremssattel	2	83.6151-0411.3 330461	L= 410
			➡	am Bremssattel	2	24.5113-0275.3 330653	L= 275 + Halter
			➡			24.5201-0100.3 331512	L= 100
			➡			24.5201-0101.3 331517	L= 100
520 i	110	03/97→08/01	⬅	 ; 05/97→; + ASC		24.5201-0100.3 331512	L= 100
			⬅	 ; 05/97→; + ASC		24.5201-0101.3 331517	L= 100
			⬅	am Bremssattel; 05/97→	2	83.6151-0411.3 330461	L= 410
			➡	am Bremssattel; 05/97→	2	24.5113-0275.3 330653	L= 275 + Halter
			➡	 ; 05/97→		24.5201-0100.3 331512	L= 100
			➡	 ; 05/97→		24.5201-0101.3 331517	L= 100
520 i 520 i 530 d	120 125 142	09/00→12/03 09/00→12/03 09/00→05/04	⬅	 ; → 07/03; + ASC		24.5201-0100.3 331512	L= 100
			⬅	 ; → 07/03; + ASC		24.5201-0101.3 331517	L= 100
			⬅	am Bremssattel; → 07/03	2	83.6151-0411.3 330461	L= 410
			➡	am Bremssattel; → 07/03	2	24.5113-0275.3 330653	L= 275 + Halter
			➡	 ; → 07/03		24.5201-0100.3 331512	L= 100
			➡	 ; → 07/03		24.5201-0101.3 331517	L= 100
523 i	120	09/98→08/00	⬅	 ; + ASC		24.5201-0100.3 331512	L= 100
			⬅	 ; + ASC		24.5201-0101.3 331517	L= 100
			⬅	am Bremssattel	2	83.6151-0411.3 330461	L= 410
			➡			24.5201-0100.3 331512	L= 100
			➡			24.5201-0101.3 331517	L= 100
			➡	am Bremssattel	2	83.6113-0276.3 330538	L= 275
523 i	125	03/97→08/00	⬅	 ; 05/97→; + ASC		24.5201-0100.3 331512	L= 100
			⬅	 ; 05/97→; + ASC		24.5201-0101.3 331517	L= 100
			⬅	am Bremssattel; 05/97→	2	83.6151-0411.3 330461	L= 410
			➡	 ; 05/97→		24.5201-0100.3 331512	L= 100
			➡	 ; 05/97→		24.5201-0101.3 331517	L= 100
			➡	am Bremssattel; 05/97→	2	83.6113-0276.3 330538	L= 275
525 i 530 i	141 170	09/00→05/04 09/00→12/03	⬅	 ; 10/00→ 07/03; + ASC		24.5201-0100.3 331512	L= 100
			⬅	 ; 10/00→ 07/03; + ASC		24.5201-0101.3 331517	L= 100
			⬅	am Bremssattel; 10/00→ 07/03	2	83.6151-0411.3 330461	L= 410
			➡	am Bremssattel; 10/00→ 07/03	2	24.5113-0275.3 330653	L= 275 + Halter
			➡	 ; 10/00→ 07/03		24.5201-0100.3 331512	L= 100
			➡	 ; 10/00→ 07/03		24.5201-0101.3 331517	L= 100
525 tds	105	03/97→05/04	⬅	 ; 06/98→ 09/00; + ASC		24.5201-0100.3 331512	L= 100
			⬅	 ; 06/98→ 09/00; + ASC		24.5201-0101.3 331517	L= 100
			⬅	am Bremssattel; 06/98→ 09/00	2	83.6151-0411.3 330461	L= 410
↓							





















	kw			 	! #		
<b>BMW - 5 Touring (E39) 09/96→06/04</b>							
 <b>Bremsschlauch</b>							
525 tds	105	03/97→05/04	➡	☐; 06/98→ 09/00		24.5201-0100.3 331512	L= 100
			➡	☐; 06/98→ 09/00		24.5201-0101.3 331517	L= 100
			➡	am Bremssattel; 06/98→ 09/00	2	83.6113-0276.3 330538	L= 275
530 d	135	08/98→09/00	←	☐; 09/98→; + ASC		24.5201-0100.3 331512	L= 100
			←	☐; 09/98→; + ASC		24.5201-0101.3 331517	L= 100
			←	am Bremssattel; 09/98→	2	83.6151-0411.3 330461	L= 410
			➡	am Bremssattel; 09/98→	2	24.5113-0275.3 330653	L= 275 + Halter
			➡	☐; 09/98→		24.5201-0100.3 331512	L= 100
			➡	☐; 09/98→		24.5201-0101.3 331517	L= 100
540 i	210	04/97→12/03	←	☐; 05/97→ 07/03; + ASC		24.5201-0100.3 331512	L= 100
			←	☐; 05/97→ 07/03; + ASC		24.5201-0101.3 331517	L= 100
			←	am Bremssattel; 05/97→ 07/03	2	83.6151-0411.3 330461	L= 410
			➡	am Bremssattel; 05/97→ 07/03	2	24.5113-0275.3 330653	L= 275 + Halter
			➡	☐; 05/97→ 07/03		24.5201-0100.3 331512	L= 100
			➡	☐; 05/97→ 07/03		24.5201-0101.3 331517	L= 100
<b>BMW - 5 Touring (E61) 03/04→12/10</b>							
 <b>Bremssattel</b>							
520 d	110	09/05→02/07	←	☐; nicht für Behördenfahrzeuge		24.3606-9967.5 240571	ATE - Halter
			←	☐; nicht für Behördenfahrzeuge		24.3606-9968.5 240572	ATE - Halter
			←	☐; für Behördenfahrzeuge		24.3606-9979.5 240575	ATE - Halter
			←	☐; für Behördenfahrzeuge		24.3606-9980.5 240576	ATE - Halter
			➡	☐		24.3426-9957.5 240565	ATE - Halter
			➡	☐		24.3426-9958.5 240566	ATE - Halter
520 d 523 i	120 130	04/05→05/10 10/04→02/07	←	☐; 07/05→; nicht für Behördenfahrzeuge		24.3606-9967.5 240571	ATE - Halter
			←	☐; 07/05→; nicht für Behördenfahrzeuge		24.3606-9968.5 240572	ATE - Halter
			←	☐; 07/05→; für Behördenfahrzeuge		24.3606-9979.5 240575	ATE - Halter
			←	☐; 07/05→; für Behördenfahrzeuge		24.3606-9980.5 240576	ATE - Halter
			➡	☐; 07/05→		24.3426-9957.5 240565	ATE - Halter
			➡	☐; 07/05→		24.3426-9958.5 240566	ATE - Halter
520 d	130	09/07→05/10	←	☐		24.3606-9979.5 240575	ATE - Halter
			←	☐		24.3606-9980.5 240576	ATE - Halter
			➡	☐		24.3426-9957.5 240565	ATE - Halter
			➡	☐		24.3426-9958.5 240566	ATE - Halter
520 i 520 i	120 125	07/07→08/10 09/07→12/10	←	☐; → 05/10; nicht für Behördenfahrzeuge		24.3606-9967.5 240571	ATE - Halter
			←	☐; → 05/10; nicht für Behördenfahrzeuge		24.3606-9968.5 240572	ATE - Halter
			←	☐; für Behördenfahrzeuge; → 05/10		24.3606-9979.5 240575	ATE - Halter
			←	☐; für Behördenfahrzeuge; → 05/10		24.3606-9980.5 240576	ATE - Halter
			➡	☐; → 05/10		24.3426-9957.5 240565	ATE - Halter
			➡	☐; → 05/10		24.3426-9958.5 240566	ATE - Halter
523 i	140	01/07→12/10	←	☐; 03/07→ 05/10; nicht für Behördenfahrzeuge; Motorcode: N52N		24.3606-9967.5 240571	ATE - Halter
			←	☐; 03/07→ 05/10; nicht für Behördenfahrzeuge; Motorcode: N52N		24.3606-9968.5 240572	ATE - Halter
			←	☐; 03/07→ 05/10; für Behördenfahrzeuge; Motorcode: N52N		24.3606-9979.5 240575	ATE - Halter
			←	☐; 03/07→ 05/10; Motorcode: N53		24.3606-9979.5 240575	ATE - Halter
			←	☐; 03/07→ 05/10; für Behördenfahrzeuge; Motorcode: N52N		24.3606-9980.5 240576	ATE - Halter
			←	☐; 03/07→ 05/10; Motorcode: N53		24.3606-9980.5 240576	ATE - Halter
			➡	☐; 03/07→ 05/10		24.3426-9957.5 240565	ATE - Halter
			➡	☐; 03/07→ 05/10		24.3426-9958.5 240566	ATE - Halter
↓							









	kw			 	! #		
<b>BMW - 5 Touring (E61) 03/04→12/10</b>							
 <b>Bremssattel</b>							
523 i	140	03/07→01/10	←	 ; nicht für Behördenfahrzeuge; Motorcode: N52N	24.3606-9967.5	240571	ATE - Halter
			←	 ; nicht für Behördenfahrzeuge; Motorcode: N52N	24.3606-9968.5	240572	ATE - Halter
			←	 ; Motorcode: N53	24.3606-9979.5	240575	ATE - Halter
			←	 ; für Behördenfahrzeuge; Motorcode: N52N	24.3606-9979.5	240575	ATE - Halter
			←	 ; für Behördenfahrzeuge; Motorcode: N52N	24.3606-9980.5	240576	ATE - Halter
			←	 ; Motorcode: N53	24.3606-9980.5	240576	ATE - Halter
			→		24.3426-9957.5	240565	ATE - Halter
			→		24.3426-9958.5	240566	ATE - Halter
525 d	120	03/04→03/07	←	 ; 12/04→	24.3606-9967.5	240571	ATE - Halter
			←	 ; 12/04→	24.3606-9979.5	240575	ATE - Halter
			←	 ; 12/04→	24.3606-9968.5	240572	ATE - Halter
			←	 ; 12/04→	24.3606-9980.5	240576	ATE - Halter
			→	 ; 12/04→	24.3426-9957.5	240565	ATE - Halter
			→	 ; 12/04→	24.3426-9958.5	240566	ATE - Halter
525 d	130	03/04→03/07	←	 ; 05/04→; nicht für Behördenfahrzeuge	24.3606-9967.5	240571	ATE - Halter
			←	 ; 05/04→; nicht für Behördenfahrzeuge	24.3606-9968.5	240572	ATE - Halter
			←	 ; 05/04→; für Behördenfahrzeuge	24.3606-9979.5	240575	ATE - Halter
			←	 ; 05/04→; für Behördenfahrzeuge	24.3606-9980.5	240576	ATE - Halter
			→	 ; 05/04→	24.3426-9957.5	240565	ATE - Halter
			→	 ; 05/04→	24.3426-9958.5	240566	ATE - Halter
525 d	145	03/07→05/10	←	 ; für Behördenfahrzeuge	24.3606-9977.5	240573	ATE - Halter
			←	 ; für Behördenfahrzeuge	24.3606-9978.5	240574	ATE - Halter
			←	 ; nicht für Behördenfahrzeuge	24.3606-9979.5	240575	ATE - Halter
			←	 ; nicht für Behördenfahrzeuge	24.3606-9980.5	240576	ATE - Halter
			→	 ; nicht für Behördenfahrzeuge	24.3426-9957.5	240565	ATE - Halter
			→	 ; nicht für Behördenfahrzeuge	24.3426-9958.5	240566	ATE - Halter
525 d xDrive 525 xd 530 d xDrive 530 i xDrive 530 xd 530 xi 530 xi	145	09/08→05/10	←		24.3606-9955.5	240577	- Halter
	145	09/07→09/08	←		24.3606-9956.5	240578	- Halter
	173	09/07→05/10	←		24.3606-9956.5	240578	- Halter
	200	09/08→05/10	→		24.3426-9957.5	240565	ATE - Halter
	173	03/07→08/07	→		24.3426-9957.5	240565	ATE - Halter
	200	09/06→09/08	→		24.3426-9958.5	240566	ATE - Halter
	200	03/07→05/10	→		24.3426-9958.5	240566	ATE - Halter
525 i	141	06/04→12/10	←	 ; nicht für Behördenfahrzeuge; → 03/05	24.3606-9967.5	240571	ATE - Halter
			←	 ; nicht für Behördenfahrzeuge; → 03/05	24.3606-9968.5	240572	ATE - Halter
			←	 ; für Behördenfahrzeuge; → 03/05	24.3606-9979.5	240575	ATE - Halter
			←	 ; für Behördenfahrzeuge; → 03/05	24.3606-9980.5	240576	ATE - Halter
			→	 ; → 03/05	24.3426-9957.5	240565	ATE - Halter
			→	 ; → 03/05	24.3426-9958.5	240566	ATE - Halter
			→		24.3426-9958.5	240566	ATE - Halter
525 i	155	03/05→05/10	←	 ; 03/07→; nicht für Behördenfahrzeuge; Motorcode: N52N	24.3606-9967.5	240571	ATE - Halter
			←	 ; 03/07→; nicht für Behördenfahrzeuge; Motorcode: N52N	24.3606-9968.5	240572	ATE - Halter
			←	 ; 03/07→; für Behördenfahrzeuge; Motorcode: N53	24.3606-9977.5	240573	ATE - Halter
			←	 ; 03/07→; für Behördenfahrzeuge; Motorcode: N53	24.3606-9978.5	240574	ATE - Halter
			←	 ; 03/07→; für Behördenfahrzeuge; Motorcode: N52N	24.3606-9979.5	240575	ATE - Halter
			←	 ; 03/07→; nicht für Behördenfahrzeuge; Motorcode: N53	24.3606-9979.5	240575	ATE - Halter
			←	 ; → 03/07	24.3606-9979.5	240575	ATE - Halter
			←	 ; 03/07→; nicht für Behördenfahrzeuge; Motorcode: N53	24.3606-9980.5	240576	ATE - Halter
			←				










	kw			 	! #		
<b>BMW - 5 Touring (E61) 03/04→12/10</b>							
 <b>Bremssattel</b>							
525 i	155	03/05→05/10	←	☐; 03/07→; für Behördenfahrzeuge; Motorcode: N52N	24.3606-9980.5	240576	ATE - Halter
			←	☐; → 03/07	24.3606-9980.5	240576	ATE - Halter
			→	☐; 03/07→; nicht für Behördenfahrzeuge; Motorcode: N53	24.3426-9957.5	240565	ATE - Halter
			→	☐; → 03/07	24.3426-9957.5	240565	ATE - Halter
			→	☐; 03/07→; Motorcode: N52N	24.3426-9957.5	240565	ATE - Halter
			→	☐; 03/07→; Motorcode: N52N	24.3426-9958.5	240566	ATE - Halter
			→	☐; 03/07→; nicht für Behördenfahrzeuge; Motorcode: N53	24.3426-9958.5	240566	ATE - Halter
			→	☐; → 03/07	24.3426-9958.5	240566	ATE - Halter
525 i	160	03/05→05/10	←	☐; 03/07→; nicht für Behördenfahrzeuge; Motorcode: N52N	24.3606-9967.5	240571	ATE - Halter
			←	☐; 03/07→; nicht für Behördenfahrzeuge; Motorcode: N52N	24.3606-9968.5	240572	ATE - Halter
			←	☐; 03/07→; für Behördenfahrzeuge; Motorcode: N53	24.3606-9977.5	240573	ATE - Halter
			←	☐; 03/07→; für Behördenfahrzeuge; Motorcode: N53	24.3606-9978.5	240574	ATE - Halter
			←	☐; 07/05→ 03/07	24.3606-9979.5	240575	ATE - Halter
			←	☐; 03/07→; nicht für Behördenfahrzeuge; Motorcode: N53	24.3606-9979.5	240575	ATE - Halter
			←	☐; 03/07→; für Behördenfahrzeuge; Motorcode: N52N	24.3606-9979.5	240575	ATE - Halter
			←	☐; 03/07→; für Behördenfahrzeuge; Motorcode: N52N	24.3606-9980.5	240576	ATE - Halter
			←	☐; 03/07→; nicht für Behördenfahrzeuge; Motorcode: N53	24.3606-9980.5	240576	ATE - Halter
			←	☐; 07/05→ 03/07	24.3606-9980.5	240576	ATE - Halter
			→	☐; 07/05→ 03/07	24.3426-9957.5	240565	ATE - Halter
			→	☐; 03/07→; Motorcode: N52N	24.3426-9957.5	240565	ATE - Halter
			→	☐; 03/07→; nicht für Behördenfahrzeuge; Motorcode: N53	24.3426-9957.5	240565	ATE - Halter
			→	☐; 03/07→; nicht für Behördenfahrzeuge; Motorcode: N53	24.3426-9958.5	240566	ATE - Halter
			→	☐; 07/05→ 03/07	24.3426-9958.5	240566	ATE - Halter
			→	☐; 03/07→; Motorcode: N52N	24.3426-9958.5	240566	ATE - Halter
525 i 525 i	155	01/07→12/10	←	☐; 03/07→ 05/10; nicht für Behördenfahrzeuge; Motorcode: N52N	24.3606-9967.5	240571	ATE - Halter
	160	01/07→12/10	←	☐; 03/07→ 05/10; nicht für Behördenfahrzeuge; Motorcode: N52N	24.3606-9968.5	240572	ATE - Halter
			←	☐; 03/07→ 05/10; für Behördenfahrzeuge; Motorcode: N53	24.3606-9977.5	240573	ATE - Halter
			←	☐; 03/07→ 05/10; für Behördenfahrzeuge; Motorcode: N53	24.3606-9978.5	240574	ATE - Halter
			←	☐; 03/07→ 05/10; für Behördenfahrzeuge; Motorcode: N52N	24.3606-9979.5	240575	ATE - Halter
			←	☐; 03/07→ 05/10; nicht für Behördenfahrzeuge; Motorcode: N53	24.3606-9979.5	240575	ATE - Halter
			←	☐; → 03/07	24.3606-9979.5	240575	ATE - Halter
			←	☐; 03/07→ 05/10; für Behördenfahrzeuge; Motorcode: N52N	24.3606-9980.5	240576	ATE - Halter
			←	☐; 03/07→ 05/10; nicht für Behördenfahrzeuge; Motorcode: N53	24.3606-9980.5	240576	ATE - Halter
			←	☐; → 03/07	24.3606-9980.5	240576	ATE - Halter
↓							










	kw			 	! #			
<b>BMW - 5 Touring (E61) 03/04→12/10</b>								
 <b>Bremssattel</b>								
525 i 525 i	155 160	01/07→12/10 01/07→12/10	➡	☐; → 03/07		24.3426-9957.5	240565	ATE - Halter
			➡	☐; 03/07→ 05/10; nicht für Behördenfahrzeuge; Motorcode: N53		24.3426-9957.5	240565	ATE - Halter
			➡	☐; 03/07→ 05/10; Motorcode: N52N		24.3426-9957.5	240565	ATE - Halter
			➡	☐; → 03/07		24.3426-9958.5	240566	ATE - Halter
			➡	☐; 03/07→ 05/10; nicht für Behördenfahrzeuge; Motorcode: N53		24.3426-9958.5	240566	ATE - Halter
			➡	☐; 03/07→ 05/10; Motorcode: N52N		24.3426-9958.5	240566	ATE - Halter
525 i xDrive 525 xi 525 xi	160 160 160	09/08→12/10 07/05→12/10 01/07→12/10	←	☐; → 05/10		24.3606-9955.5	240577	- Halter
			←	☐; → 05/10		24.3606-9956.5	240578	- Halter
			➡	☐; → 05/10		24.3426-9957.5	240565	ATE - Halter
			➡	☐; → 05/10		24.3426-9958.5	240566	ATE - Halter
530 d 530 d	155 160	03/04→05/10 03/04→09/05	←	☐; 05/04→; für Behördenfahrzeuge		24.3606-9977.5	240573	ATE - Halter
			←	☐; 05/04→; für Behördenfahrzeuge		24.3606-9978.5	240574	ATE - Halter
			←	☐; 05/04→; nicht für Behördenfahrzeuge		24.3606-9979.5	240575	ATE - Halter
			←	☐; 05/04→; nicht für Behördenfahrzeuge		24.3606-9980.5	240576	ATE - Halter
			➡	☐; 05/04→; nicht für Behördenfahrzeuge		24.3426-9957.5	240565	ATE - Halter
			➡	☐; 05/04→; nicht für Behördenfahrzeuge		24.3426-9958.5	240566	ATE - Halter
530 d	170	02/05→02/07	←	☐; 07/05→; für Behördenfahrzeuge		24.3606-9977.5	240573	ATE - Halter
			←	☐; 07/05→; für Behördenfahrzeuge		24.3606-9978.5	240574	ATE - Halter
			←	☐; 07/05→; nicht für Behördenfahrzeuge		24.3606-9979.5	240575	ATE - Halter
			←	☐; 07/05→; nicht für Behördenfahrzeuge		24.3606-9980.5	240576	ATE - Halter
			➡	☐; 07/05→; nicht für Behördenfahrzeuge		24.3426-9957.5	240565	ATE - Halter
			➡	☐; 07/05→; nicht für Behördenfahrzeuge		24.3426-9958.5	240566	ATE - Halter
530 d	173	02/07→05/10	←	☐; 03/07→; für Behördenfahrzeuge		24.3606-9977.5	240573	ATE - Halter
			←	☐; 03/07→; für Behördenfahrzeuge		24.3606-9978.5	240574	ATE - Halter
			←	☐; 03/07→; nicht für Behördenfahrzeuge		24.3606-9979.5	240575	ATE - Halter
			←	☐; 03/07→; nicht für Behördenfahrzeuge		24.3606-9980.5	240576	ATE - Halter
			➡	☐; 03/07→; nicht für Behördenfahrzeuge		24.3426-9957.5	240565	ATE - Halter
			➡	☐; 03/07→; nicht für Behördenfahrzeuge		24.3426-9958.5	240566	ATE - Halter
530 i	190	09/04→02/07	←	☐; 07/05→		24.3606-9979.5	240575	ATE - Halter
			←	☐; 07/05→		24.3606-9980.5	240576	ATE - Halter
			➡	☐; 07/05→		24.3426-9957.5	240565	ATE - Halter
			➡	☐; 07/05→		24.3426-9958.5	240566	ATE - Halter
530 i	200	09/06→03/10	←	☐; 03/07→; für Behördenfahrzeuge; Motorcode: N52N		24.3606-9977.5	240573	ATE - Halter
			←	☐; 03/07→; Motorcode: N53		24.3606-9977.5	240573	ATE - Halter
			←	☐; 03/07→; Motorcode: N53		24.3606-9978.5	240574	ATE - Halter
			←	☐; 03/07→; für Behördenfahrzeuge; Motorcode: N52N		24.3606-9978.5	240574	ATE - Halter
			←	☐; 03/07→; nicht für Behördenfahrzeuge; Motorcode: N52N		24.3606-9979.5	240575	ATE - Halter
			←	☐; 03/07→; nicht für Behördenfahrzeuge; Motorcode: N52N		24.3606-9980.5	240576	ATE - Halter
			➡	☐; 03/07→; nicht für Behördenfahrzeuge; Motorcode: N52N		24.3426-9957.5	240565	ATE - Halter
			➡	☐; 03/07→; nicht für Behördenfahrzeuge; Motorcode: N52N		24.3426-9958.5	240566	ATE - Halter
530 i	200	01/07→12/10	←	☐; 03/07→ 05/10; Motorcode: N53		24.3606-9977.5	240573	ATE - Halter
			←	☐; 03/07→ 05/10; für Behördenfahrzeuge; Motorcode: N52N		24.3606-9977.5	240573	ATE - Halter
			←	☐; 03/07→ 05/10; Motorcode: N53		24.3606-9978.5	240574	ATE - Halter
↓								

	kw			 	! #			
<b>BMW - 5 Touring (E61) 03/04→12/10</b>								
<b> Bremssattel</b>								
530 i	200	01/07→12/10	←	☐; 03/07→ 05/10; für Behördenfahrzeuge; Motorcode: N52N		24.3606-9978.5	240574	ATE - Halter
			←	☐; 03/07→ 05/10; nicht für Behördenfahrzeuge; Motorcode: N52N		24.3606-9979.5	240575	ATE - Halter
			←	☐; 03/07→ 05/10; nicht für Behördenfahrzeuge; Motorcode: N52N		24.3606-9980.5	240576	ATE - Halter
			→	☐; 03/07→ 05/10; nicht für Behördenfahrzeuge; Motorcode: N52N		24.3426-9957.5	240565	ATE - Halter
			→	☐; 03/07→ 05/10; nicht für Behördenfahrzeuge; Motorcode: N52N		24.3426-9958.5	240566	ATE - Halter
530 xd	170	02/05→02/07	←	☐; 07/05→		24.3606-9955.5	240577	- Halter
530 xi	190	04/05→02/07	←	☐; 07/05→		24.3606-9956.5	240578	- Halter
			→	☐; 07/05→		24.3426-9957.5	240565	ATE - Halter
			→	☐; 07/05→		24.3426-9958.5	240566	ATE - Halter
545 i	245	06/04→12/10	←	☐; → 08/05		24.3606-9977.5	240573	ATE - Halter
			←	☐; → 08/05		24.3606-9978.5	240574	ATE - Halter
550 i	270	07/05→12/10	←	☐; 03/07→ 05/10		24.3606-9977.5	240573	ATE - Halter
			←	☐; 03/07→ 05/10		24.3606-9978.5	240574	ATE - Halter
<b>Feder, Bremssattel</b>								
520 d	110	09/05→02/07		nicht für Behördenfahrzeuge	2	11.8116-0137.1	390612	ATE
				für Behördenfahrzeuge	2	11.8116-0315.2	390447	ATE
			→		2	11.8116-0330.1	390472	ATE
520 d 523 i	120 130	04/05→05/10 10/04→02/07		07/05→; nicht für Behördenfahrzeuge	2	11.8116-0137.1	390612	ATE
				07/05→; für Behördenfahrzeuge	2	11.8116-0315.2	390447	ATE
			→	07/05→	2	11.8116-0330.1	390472	ATE
520 d 525 d xDrive 525 xd 530 d xDrive 530 i xDrive 530 xd 530 xi 530 xi	130 145 145 173 200 173 200 200	09/07→05/10 09/08→05/10 09/07→09/08 09/07→05/10 09/08→05/10 03/07→08/07 09/06→09/08 03/07→05/10	→		2	11.8116-0315.2	390447	ATE
			→		2	11.8116-0330.1	390472	ATE
				→ 05/10; nicht für Behördenfahrzeuge	2	11.8116-0137.1	390612	ATE
				für Behördenfahrzeuge; → 05/10	2	11.8116-0315.2	390447	ATE
			→	→ 05/10	2	11.8116-0330.1	390472	ATE
				03/07→ 05/10; nicht für Behördenfahrzeuge; Motorcode: N52N	2	11.8116-0137.1	390612	ATE
				03/07→ 05/10; Motorcode: N53	2	11.8116-0315.2	390447	ATE
			→	03/07→ 05/10; für Behördenfahrzeuge; Motorcode: N52N	2	11.8116-0315.2	390447	ATE
	→	2	11.8116-0330.1	390472	ATE			
523 i	140	03/07→01/10		nicht für Behördenfahrzeuge; Motorcode: N52N	2	11.8116-0137.1	390612	ATE
				für Behördenfahrzeuge; Motorcode: N52N	2	11.8116-0315.2	390447	ATE
				Motorcode: N53	2	11.8116-0315.2	390447	ATE
			→		2	11.8116-0330.1	390472	ATE
525 d	120	03/04→03/07		12/04→	2	11.8116-0137.1	390612	ATE
					2	11.8116-0315.2	390447	ATE
			→	12/04→	2	11.8116-0330.1	390472	ATE
525 d	130	03/04→03/07		05/04→; nicht für Behördenfahrzeuge	2	11.8116-0137.1	390612	ATE
				05/04→; für Behördenfahrzeuge	2	11.8116-0315.2	390447	ATE
			→	05/04→	2	11.8116-0330.1	390472	ATE
525 d	145	03/07→05/10	→		2	11.8116-0315.2	390447	ATE
			→	für Behördenfahrzeuge	2	11.8116-0296.1	390445	ATE
			→	nicht für Behördenfahrzeuge	2	11.8116-0330.1	390472	ATE
525 i ↓	141	06/04→12/10		nicht für Behördenfahrzeuge; → 03/05	2	11.8116-0137.1	390612	ATE








	kw			 	! #		
<b>BMW - 5 Touring (E61) 03/04→12/10</b>							
<b>Feder, Bremssattel</b>							
525 i	141	06/04→12/10		für Behördenfahrzeuge; → 03/05	2	11.8116-0315.2 390447	ATE
			➔	→ 03/05	2	11.8116-0330.1 390472	ATE
525 i	155	03/05→05/10		03/07→; nicht für Behördenfahrzeuge; Motorcode: N52N	2	11.8116-0137.1 390612	ATE
				03/07→; für Behördenfahrzeuge; Motorcode: N52N	2	11.8116-0315.2 390447	ATE
				→ 03/07	2	11.8116-0315.2 390447	ATE
				03/07→; Motorcode: N53	2	11.8116-0315.2 390447	ATE
			➔	03/07→; für Behördenfahrzeuge; Motorcode: N53	2	11.8116-0296.1 390445	ATE
			➔	→ 03/07	2	11.8116-0330.1 390472	ATE
			➔	03/07→; Motorcode: N52N	2	11.8116-0330.1 390472	ATE
			➔	03/07→; nicht für Behördenfahrzeuge; Motorcode: N53	2	11.8116-0330.1 390472	ATE
525 i	160	03/05→05/10		03/07→; nicht für Behördenfahrzeuge; Motorcode: N52N	2	11.8116-0137.1 390612	ATE
				03/07→; für Behördenfahrzeuge; Motorcode: N52N	2	11.8116-0315.2 390447	ATE
				07/05→ 03/07	2	11.8116-0315.2 390447	ATE
				03/07→; Motorcode: N53	2	11.8116-0315.2 390447	ATE
			➔	03/07→; für Behördenfahrzeuge; Motorcode: N53	2	11.8116-0296.1 390445	ATE
			➔	07/05→ 03/07	2	11.8116-0330.1 390472	ATE
			➔	03/07→; Motorcode: N52N	2	11.8116-0330.1 390472	ATE
			➔	03/07→; nicht für Behördenfahrzeuge; Motorcode: N53	2	11.8116-0330.1 390472	ATE
525 i 525 i	155 160	01/07→12/10 01/07→12/10		03/07→ 05/10; nicht für Behördenfahrzeuge; Motorcode: N52N	2	11.8116-0137.1 390612	ATE
				→ 03/07	2	11.8116-0315.2 390447	ATE
				03/07→ 05/10; Motorcode: N53	2	11.8116-0315.2 390447	ATE
				03/07→ 05/10; für Behördenfahrzeuge; Motorcode: N52N	2	11.8116-0315.2 390447	ATE
			➔	03/07→ 05/10; für Behördenfahrzeuge; Motorcode: N53	2	11.8116-0296.1 390445	ATE
			➔	→ 03/07	2	11.8116-0330.1 390472	ATE
			➔	03/07→ 05/10; nicht für Behördenfahrzeuge; Motorcode: N53	2	11.8116-0330.1 390472	ATE
			➔	03/07→ 05/10; Motorcode: N52N	2	11.8116-0330.1 390472	ATE
525 i xDrive 525 xi 525 xi	160 160 160	09/08→12/10 07/05→12/10 01/07→12/10		→ 05/10	2	11.8116-0315.2 390447	ATE
			➔	→ 05/10	2	11.8116-0330.1 390472	ATE
530 d 530 d	155 160	03/04→05/10 03/04→09/05		05/04→	2	11.8116-0315.2 390447	ATE
			➔	05/04→; für Behördenfahrzeuge	2	11.8116-0296.1 390445	ATE
			➔	05/04→; nicht für Behördenfahrzeuge	2	11.8116-0330.1 390472	ATE
530 d	170	02/05→02/07		07/05→	2	11.8116-0315.2 390447	ATE
			➔	07/05→; für Behördenfahrzeuge	2	11.8116-0296.1 390445	ATE
			➔	07/05→; nicht für Behördenfahrzeuge	2	11.8116-0330.1 390472	ATE
530 d	173	02/07→05/10		03/07→	2	11.8116-0315.2 390447	ATE
			➔	03/07→; für Behördenfahrzeuge	2	11.8116-0296.1 390445	ATE
			➔	03/07→; nicht für Behördenfahrzeuge	2	11.8116-0330.1 390472	ATE
530 i 530 xd 530 xi	190 170 190	09/04→02/07 02/05→02/07 04/05→02/07		07/05→	2	11.8116-0315.2 390447	ATE
			➔	07/05→	2	11.8116-0330.1 390472	ATE
530 i	200	09/06→03/10		03/07→; Motorcode: N53	2	11.8116-0315.2 390447	ATE
				03/07→; Motorcode: N52N	2	11.8116-0315.2 390447	ATE
			➔	03/07→; Motorcode: N53	2	11.8116-0296.1 390445	ATE
			➔	03/07→; für Behördenfahrzeuge; Motorcode: N52N	2	11.8116-0296.1 390445	ATE
			➔	03/07→; nicht für Behördenfahrzeuge; Motorcode: N52N	2	11.8116-0330.1 390472	ATE
530 i	200	01/07→12/10		03/07→ 05/10; Motorcode: N53	2	11.8116-0315.2 390447	ATE
				03/07→ 05/10; Motorcode: N52N	2	11.8116-0315.2 390447	ATE
			➔	03/07→ 05/10; für Behördenfahrzeuge; Motorcode: N52N	2	11.8116-0296.1 390445	ATE
↓							



















	kw			 	! #			
<b>BMW - 5 Touring (E61) 03/04→12/10</b>								
<b>Feder, Bremssattel</b>								
530 i	200	01/07→12/10	➡	03/07→ 05/10; Motorcode: N53	2	11.8116-0296.1	390445	ATE
			➡	03/07→ 05/10; nicht für Behördenfahrzeuge; Motorcode: N52N	2	11.8116-0330.1	390472	ATE
535 d	200	09/04→12/10		→ 03/07	2	11.8116-0353.2	390585	ATE
			➡	→ 03/07	2	11.8116-0296.1	390445	ATE
535 d	210	01/07→12/10		03/07→ 05/10	2	11.8116-0353.2	390585	ATE
			➡	03/07→ 05/10	2	11.8116-0296.1	390445	ATE
545 i	245	06/04→12/10		→ 08/05	2	11.8116-0315.2	390447	ATE
			➡	→ 08/05	2	11.8116-0296.1	390445	ATE
550 i	270	07/05→12/10		03/07→ 05/10	2	11.8116-0315.2	390447	ATE
						11.8116-0353.2	390585	ATE
				→ 03/07	2	11.8116-0353.2	390585	ATE
M5	373	02/07→12/10	➡	→ 05/10	2	11.8116-0353.2	390585	ATE
			➡	→ 05/10	2	11.8116-0296.1	390445	ATE
<b>Führungshülzensatz, Bremssattel</b>								
520 d	110	09/05→02/07	←	nicht für Behördenfahrzeuge		11.0101-5402.2	260009	ATE
			←	für Behördenfahrzeuge		11.0101-6006.2	260098	ATE
			➡			11.0101-5402.2	260009	ATE
520 d 523 i	120 130	04/05→05/10 10/04→02/07	←	07/05→; nicht für Behördenfahrzeuge		11.0101-5402.2	260009	ATE
			←	07/05→; für Behördenfahrzeuge		11.0101-6006.2	260098	ATE
			➡	07/05→		11.0101-5402.2	260009	ATE
520 d 525 d 525 d xDrive 525 xd 530 d xDrive 530 i xDrive 530 xd 530 xi 530 xi	130 145 145 145 173 200 173 200 200	09/07→05/10 03/07→05/10 09/08→05/10 09/07→09/08 09/07→05/10 09/08→05/10 03/07→08/07 09/06→09/08 03/07→05/10	←			11.0101-6006.2	260098	ATE
			➡			11.0101-5402.2	260009	ATE
			←	→ 05/10; nicht für Behördenfahrzeuge		11.0101-5402.2	260009	ATE
			←	für Behördenfahrzeuge; → 05/10		11.0101-6006.2	260098	ATE
			➡	→ 05/10		11.0101-5402.2	260009	ATE
			←	03/07→ 05/10; nicht für Behördenfahrzeuge; Motorcode: N52N		11.0101-5402.2	260009	ATE
			←	03/07→ 05/10; Motorcode: N53		11.0101-6006.2	260098	ATE
523 i	140	01/07→12/10	←	03/07→ 05/10; für Behördenfahrzeuge; Motorcode: N52N		11.0101-6006.2	260098	ATE
			➡	03/07→ 05/10		11.0101-5402.2	260009	ATE
			←	nicht für Behördenfahrzeuge; Motorcode: N52N		11.0101-5402.2	260009	ATE
			←	Motorcode: N53		11.0101-6006.2	260098	ATE
523 i	140	03/07→01/10	←	für Behördenfahrzeuge; Motorcode: N52N		11.0101-6006.2	260098	ATE
			➡			11.0101-5402.2	260009	ATE
			←	→ 05/10		11.0101-5402.2	260009	ATE
			←	12/04→		11.0101-5402.2	260009	ATE
525 d	120	03/04→03/07	➡	12/04→		11.0101-6006.2	260098	ATE
			➡	12/04→		11.0101-5402.2	260009	ATE
			←	05/04→; nicht für Behördenfahrzeuge		11.0101-5402.2	260009	ATE
525 d	130	03/04→03/07	←	05/04→; für Behördenfahrzeuge		11.0101-6006.2	260098	ATE
			➡	05/04→		11.0101-5402.2	260009	ATE
			←	nicht für Behördenfahrzeuge; → 03/05		11.0101-5402.2	260009	ATE
525 i	141	06/04→12/10	←	für Behördenfahrzeuge; → 03/05		11.0101-6006.2	260098	ATE
			➡	→ 03/05		11.0101-5402.2	260009	ATE
			←	03/07→; nicht für Behördenfahrzeuge; Motorcode: N52N		11.0101-5402.2	260009	ATE
525 i	155	03/05→05/10	←	03/07→; Motorcode: N53		11.0101-6006.2	260098	ATE
			←	→ 03/07		11.0101-6006.2	260098	ATE
			↓					










	kW			 	! #			
<b>BMW - 5 Touring (E61) 03/04→12/10</b>								
<b>Führungshülzensatz, Bremssattel</b>								
525 i	155	03/05→05/10	←	03/07→; für Behördenfahrzeuge; Motorcode: N52N		11.0101-6006.2	260098	ATE
			→	03/07→; Motorcode: N52N		11.0101-5402.2	260009	ATE
			→	→ 03/07		11.0101-5402.2	260009	ATE
			→	03/07→; Motorcode: N53		11.0101-5402.2	260009	ATE
525 i	160	03/05→05/10	←	03/07→; nicht für Behördenfahrzeuge; Motorcode: N52N		11.0101-5402.2	260009	ATE
			←	03/07→; Motorcode: N53		11.0101-6006.2	260098	ATE
			←	07/05→ 03/07		11.0101-6006.2	260098	ATE
			←	03/07→; für Behördenfahrzeuge; Motorcode: N52N		11.0101-6006.2	260098	ATE
			→	03/07→; Motorcode: N52N		11.0101-5402.2	260009	ATE
			→	07/05→ 03/07		11.0101-5402.2	260009	ATE
			→	03/07→; Motorcode: N53		11.0101-5402.2	260009	ATE
525 i 525 i	155 160	01/07→12/10 01/07→12/10	←	03/07→ 05/10; nicht für Behördenfahrzeuge; Motorcode: N52N		11.0101-5402.2	260009	ATE
			←	→ 03/07		11.0101-6006.2	260098	ATE
			←	03/07→ 05/10; für Behördenfahrzeuge; Motorcode: N52N		11.0101-6006.2	260098	ATE
			←	03/07→ 05/10; Motorcode: N53		11.0101-6006.2	260098	ATE
			→	03/07→ 05/10; Motorcode: N52N		11.0101-5402.2	260009	ATE
			→	→ 03/07		11.0101-5402.2	260009	ATE
525 i xDrive 525 xi 525 xi	160 160 160	09/08→12/10 07/05→12/10 01/07→12/10	←	→ 05/10		11.0101-6006.2	260098	ATE
			→	→ 05/10		11.0101-5402.2	260009	ATE
			→	→ 05/10		11.0101-5402.2	260009	ATE
530 d 530 d	155 160	03/04→05/10 03/04→09/05	←	05/04→		11.0101-6006.2	260098	ATE
			→	05/04→		11.0101-5402.2	260009	ATE
530 d 530 i 530 xd 530 xi	170 190 170 190	02/05→02/07 09/04→02/07 02/05→02/07 04/05→02/07	←	07/05→		11.0101-6006.2	260098	ATE
			→	07/05→		11.0101-5402.2	260009	ATE
			←	03/07→		11.0101-6006.2	260098	ATE
			→	03/07→		11.0101-5402.2	260009	ATE
530 i	200	09/06→03/10	←	03/07→; Motorcode: N53		11.0101-6006.2	260098	ATE
			←	03/07→; Motorcode: N52N		11.0101-6006.2	260098	ATE
			→	03/07→; Motorcode: N52N		11.0101-5402.2	260009	ATE
			→	03/07→; Motorcode: N53		11.0101-5402.2	260009	ATE
530 i	200	01/07→12/10	←	03/07→ 05/10; Motorcode: N53		11.0101-6006.2	260098	ATE
			←	03/07→ 05/10; Motorcode: N52N		11.0101-6006.2	260098	ATE
			→	03/07→ 05/10; Motorcode: N52N		11.0101-5402.2	260009	ATE
			→	03/07→ 05/10; Motorcode: N53		11.0101-5402.2	260009	ATE
535 d	200	09/04→12/10	←	→ 03/07		11.0101-5706.2	260097	ATE
			→	→ 03/07		11.0101-5402.2	260009	ATE
535 d	210	01/07→12/10	←	03/07→ 05/10		11.0101-5706.2	260097	ATE
			→	03/07→ 05/10		11.0101-5402.2	260009	ATE
545 i	245	06/04→12/10	←	→ 08/05		11.0101-6006.2	260098	ATE
			→	→ 08/05		11.0101-5402.2	260009	ATE
550 i	270	07/05→12/10	←	03/07→ 05/10		11.0101-5706.2	260097	ATE
			←	→ 03/07		11.0101-6006.2	260098	ATE
			→	→ 03/07		11.0101-5706.2	260097	ATE
			→	→ 05/10		11.0101-5402.2	260009	ATE
M5	373	02/07→12/10	←	→ 05/10		11.0101-5706.2	260097	ATE
			→	→ 05/10		11.0101-5402.2	260009	ATE
<b>Führungsbolzen, Bremssattel</b>								
520 d	110	09/05→02/07			2	11.8171-0008.1	990049	ATE
520 d	130	09/07→05/10	→		2	11.8171-0008.1	990049	ATE
↓								



	kW			 	! #		
<b>BMW - 5 Touring (E61) 03/04→12/10</b>							
<b>Führungsbolzen, Bremsattel</b>							
520 d	120	04/05→05/10		07/05→	2	11.8171-0008.1 990049	ATE
523 i	130	10/04→02/07	➔	07/05→	2	11.8171-0008.1 990049	ATE
530 i	190	09/04→02/07					
520 i	120	07/07→08/10		→ 05/10	2	11.8171-0008.1 990049	ATE
520 i	125	09/07→12/10	➔	→ 05/10	2	11.8171-0008.1 990049	ATE
523 i	140	01/07→12/10		03/07→ 05/10; Motorcode: N53	2	11.8171-0008.1 990049	ATE
				03/07→ 05/10; Motorcode: N52N	2	11.8171-0008.1 990049	ATE
			➔	03/07→ 05/10	2	11.8171-0008.1 990049	ATE
523 i	140	03/07→01/10		Motorcode: N52N	2	11.8171-0008.1 990049	ATE
				Motorcode: N53	2	11.8171-0008.1 990049	ATE
			➔		2	11.8171-0008.1 990049	ATE
525 d	120	03/04→03/07		12/04→	2	11.8171-0008.1 990049	ATE
			➔	12/04→	2	11.8171-0008.1 990049	ATE
525 d	130	03/04→03/07		05/04→	2	11.8171-0008.1 990049	ATE
			➔	05/04→	2	11.8171-0008.1 990049	ATE
525 d	145	03/07→05/10			2	11.8171-0008.1 990049	ATE
			➔	für Behördenfahrzeuge	2	11.8171-0067.1 250153	ATE
525 d xDrive	145	09/08→05/10			2	11.8171-0008.1 990049	ATE
			➔		2	11.8171-0067.1 250153	ATE
525 xd	145	09/07→09/08					
530 d xDrive	173	09/07→05/10					
530 i xDrive	200	09/08→05/10	➔		2	11.8171-0008.1 990049	ATE
530 xd	173	03/07→08/07					
530 xi	200	09/06→09/08					
530 xi	200	03/07→05/10					
525 i	141	06/04→12/10		→ 03/05	2	11.8171-0008.1 990049	ATE
			➔	→ 03/05	2	11.8171-0008.1 990049	ATE
525 i	155	03/05→05/10		→ 03/07	2	11.8171-0008.1 990049	ATE
				03/07→; Motorcode: N53	2	11.8171-0008.1 990049	ATE
				03/07→; Motorcode: N52N	2	11.8171-0008.1 990049	ATE
				03/07→; für Behördenfahrzeuge; Motorcode: N53	2	11.8171-0067.1 250153	ATE
			➔	03/07→; Motorcode: N52N	2	11.8171-0008.1 990049	ATE
			➔	→ 03/07	2	11.8171-0008.1 990049	ATE
			➔	03/07→; Motorcode: N53	2	11.8171-0008.1 990049	ATE
525 i	160	03/05→05/10		07/05→ 03/07	2	11.8171-0008.1 990049	ATE
				03/07→; Motorcode: N53	2	11.8171-0008.1 990049	ATE
				03/07→; Motorcode: N52N	2	11.8171-0008.1 990049	ATE
				03/07→; für Behördenfahrzeuge; Motorcode: N53	2	11.8171-0067.1 250153	ATE
			➔	03/07→; Motorcode: N53	2	11.8171-0008.1 990049	ATE
			➔	03/07→; Motorcode: N52N	2	11.8171-0008.1 990049	ATE
			➔	07/05→ 03/07	2	11.8171-0008.1 990049	ATE
525 i	155	01/07→12/10		→ 03/07	2	11.8171-0008.1 990049	ATE
			➔	03/07→ 05/10; Motorcode: N53	2	11.8171-0008.1 990049	ATE
525 i	160	01/07→12/10		03/07→ 05/10; Motorcode: N52N	2	11.8171-0008.1 990049	ATE
				03/07→ 05/10; für Behördenfahrzeuge; Motorcode: N53	2	11.8171-0067.1 250153	ATE
			➔	→ 03/07	2	11.8171-0008.1 990049	ATE
			➔	03/07→ 05/10; Motorcode: N52N	2	11.8171-0008.1 990049	ATE
			➔	03/07→ 05/10; Motorcode: N53	2	11.8171-0008.1 990049	ATE
525 i xDrive	160	09/08→12/10		→ 05/10	2	11.8171-0008.1 990049	ATE
525 xi	160	07/05→12/10		→ 05/10	2	11.8171-0067.1 250153	ATE
525 xi	160	01/07→12/10	➔	→ 05/10	2	11.8171-0008.1 990049	ATE
530 d	155	03/04→05/10		05/04→	2	11.8171-0008.1 990049	ATE
			➔	05/04→; für Behördenfahrzeuge	2	11.8171-0067.1 250153	ATE
530 d	160	03/04→09/05		05/04→	2	11.8171-0008.1 990049	ATE
530 d	170	02/05→02/07		07/05→	2	11.8171-0008.1 990049	ATE
				07/05→; für Behördenfahrzeuge	2	11.8171-0067.1 250153	ATE
			➔	07/05→	2	11.8171-0008.1 990049	ATE
530 d	173	02/07→05/10		03/07→	2	11.8171-0008.1 990049	ATE
↓							

	kw			 	! #		
<b>BMW - 5 Touring (E61) 03/04→12/10</b>							
<b>Führungsbolzen, Bremsattel</b>							
530 d	173	02/07→05/10		03/07→; für Behördenfahrzeuge		11.8171-0067.1 250153	ATE
			➔	03/07→	2	11.8171-0008.1 990049	ATE
530 i	200	09/06→03/10		03/07→; Motorcode: N52N	2	11.8171-0008.1 990049	ATE
				03/07→; Motorcode: N53	2	11.8171-0008.1 990049	ATE
				03/07→; für Behördenfahrzeuge; Motorcode: N52N		11.8171-0067.1 250153	ATE
			➔	03/07→; Motorcode: N53	2	11.8171-0067.1 250153	ATE
			➔	03/07→; Motorcode: N53	2	11.8171-0008.1 990049	ATE
			➔	03/07→; Motorcode: N52N	2	11.8171-0008.1 990049	ATE
530 i	200	01/07→12/10		03/07→ 05/10; Motorcode: N53	2	11.8171-0008.1 990049	ATE
				03/07→ 05/10; Motorcode: N52N	2	11.8171-0008.1 990049	ATE
				03/07→ 05/10; Motorcode: N53		11.8171-0067.1 250153	ATE
				03/07→ 05/10; für Behördenfahrzeuge; Motorcode: N52N		11.8171-0067.1 250153	ATE
			➔	03/07→ 05/10; Motorcode: N52N	2	11.8171-0008.1 990049	ATE
			➔	03/07→ 05/10; Motorcode: N53	2	11.8171-0008.1 990049	ATE
530 xd 530 xi	170 190	02/05→02/07 04/05→02/07		07/05→	2	11.8171-0008.1 990049	ATE
			➔	07/05→		11.8171-0067.1 250153	ATE
			➔	07/05→	2	11.8171-0008.1 990049	ATE
535 d	200	09/04→12/10		→ 03/07		11.8171-0067.1 250153	ATE
			➔	→ 03/07	2	11.8171-0008.1 990049	ATE
535 d	210	01/07→12/10		03/07→ 05/10		11.8171-0067.1 250153	ATE
			➔	03/07→ 05/10	2	11.8171-0008.1 990049	ATE
545 i	245	06/04→12/10		→ 08/05	2	11.8171-0008.1 990049	ATE
				→ 08/05		11.8171-0067.1 250153	ATE
			➔	→ 08/05	2	11.8171-0008.1 990049	ATE
550 i	270	07/05→12/10		03/07→ 05/10	2	11.8171-0008.1 990049	ATE
				03/07→ 05/10		11.8171-0067.1 250153	ATE
				→ 03/07		11.8171-0067.1 250153	ATE
			➔	→ 05/10	2	11.8171-0008.1 990049	ATE
M5	373	02/07→12/10		→ 05/10		11.8171-0067.1 250153	ATE
			➔	→ 05/10	2	11.8171-0008.1 990049	ATE
<b>Dichtungssatz, Bremsattel</b>							
520 d	110	09/05→02/07	←			11.0441-6008.2 250038	ATE für Kolben-Ø [mm]: 60
520 d	130	09/07→05/10					
525 d	145	03/07→05/10	➔			11.0441-4203.2 250013	ATE
525 d xDrive	145	09/08→05/10					
525 xd	145	09/07→09/08					
530 d xDrive	173	09/07→05/10					
530 i xDrive	200	09/08→05/10					
530 xd	173	03/07→08/07					
530 xi	200	09/06→09/08					
530 xi	200	03/07→05/10					
520 d	120	04/05→05/10	←	07/05→		11.0441-6008.2 250038	ATE für Kolben-Ø [mm]: 60
523 i	130	10/04→02/07					
530 d	170	02/05→02/07	➔	07/05→		11.0441-4203.2 250013	ATE
530 i	190	09/04→02/07					
530 xd	170	02/05→02/07					
530 xi	190	04/05→02/07					
520 i	120	07/07→08/10	←	→ 05/10		11.0441-6008.2 250038	ATE für Kolben-Ø [mm]: 60
520 i	125	09/07→12/10					
525 i xDrive	160	09/08→12/10	➔	→ 05/10		11.0441-4203.2 250013	ATE
525 xi	160	07/05→12/10					
525 xi	160	01/07→12/10					
523 i	140	01/07→12/10	←	03/07→ 05/10; Motorcode: N53		11.0441-6008.2 250038	ATE für Kolben-Ø [mm]: 60
			←	03/07→ 05/10; Motorcode: N52N		11.0441-6008.2 250038	ATE für Kolben-Ø [mm]: 60
			➔	03/07→ 05/10		11.0441-4203.2 250013	ATE
523 i	140	03/07→01/10	←	Motorcode: N53		11.0441-6008.2 250038	ATE für Kolben-Ø [mm]: 60
			←	Motorcode: N52N		11.0441-6008.2 250038	ATE für Kolben-Ø [mm]: 60
			➔			11.0441-4203.2 250013	ATE
525 d	120	03/04→03/07	←	12/04→		11.0441-6008.2 250038	ATE für Kolben-Ø [mm]: 60
			➔	12/04→		11.0441-4203.2 250013	ATE
525 d 530 d ↓	130 155	03/04→03/07 03/04→05/10	←	05/04→		11.0441-6008.2 250038	ATE für Kolben-Ø [mm]: 60

	kW			 	! #		
<b>BMW - 5 Touring (E61) 03/04→12/10</b>							
<b>Dichtungssatz, Bremssattel</b>							
530 d	160	03/04→09/05	➔	05/04→		11.0441-4203.2 250013	ATE
525 i	141	06/04→12/10	➔	→ 03/05		11.0441-6008.2 250038	ATE für Kolben-Ø [mm]: 60
			➔	→ 03/05		11.0441-4203.2 250013	ATE
525 i	155	03/05→05/10	➔	03/07→; Motorcode: N53		11.0441-6008.2 250038	ATE für Kolben-Ø [mm]: 60
			➔	→ 03/07		11.0441-6008.2 250038	ATE für Kolben-Ø [mm]: 60
			➔	03/07→; Motorcode: N52N		11.0441-6008.2 250038	ATE für Kolben-Ø [mm]: 60
			➔	→ 03/07		11.0441-4203.2 250013	ATE
			➔	03/07→; Motorcode: N52N		11.0441-4203.2 250013	ATE
			➔	03/07→; Motorcode: N53		11.0441-4203.2 250013	ATE
525 i	160	03/05→05/10	➔	03/07→; Motorcode: N53		11.0441-6008.2 250038	ATE für Kolben-Ø [mm]: 60
			➔	03/07→; Motorcode: N52N		11.0441-6008.2 250038	ATE für Kolben-Ø [mm]: 60
			➔	07/05→ 03/07		11.0441-6008.2 250038	ATE für Kolben-Ø [mm]: 60
			➔	07/05→ 03/07		11.0441-4203.2 250013	ATE
			➔	03/07→; Motorcode: N52N		11.0441-4203.2 250013	ATE
			➔	03/07→; Motorcode: N53		11.0441-4203.2 250013	ATE
525 i 525 i	155 160	01/07→12/10 01/07→12/10	➔	→ 03/07		11.0441-6008.2 250038	ATE für Kolben-Ø [mm]: 60
			➔	03/07→ 05/10; Motorcode: N53		11.0441-6008.2 250038	ATE für Kolben-Ø [mm]: 60
			➔	03/07→ 05/10; Motorcode: N52N		11.0441-6008.2 250038	ATE für Kolben-Ø [mm]: 60
			➔	03/07→ 05/10; Motorcode: N52N		11.0441-4203.2 250013	ATE
			➔	→ 03/07		11.0441-4203.2 250013	ATE
			➔	03/07→ 05/10; Motorcode: N53		11.0441-4203.2 250013	ATE
530 d	173	02/07→05/10	➔	03/07→		11.0441-6008.2 250038	ATE für Kolben-Ø [mm]: 60
			➔	03/07→; nicht für Behördenfahrzeuge		11.0441-4203.2 250013	ATE
530 i	200	09/06→03/10	➔	03/07→; Motorcode: N53		11.0441-6008.2 250038	ATE für Kolben-Ø [mm]: 60
			➔	03/07→; Motorcode: N52N		11.0441-6008.2 250038	ATE für Kolben-Ø [mm]: 60
			➔	03/07→; Motorcode: N52N		11.0441-4203.2 250013	ATE
			➔	03/07→; Motorcode: N53		11.0441-4203.2 250013	ATE
530 i	200	01/07→12/10	➔	03/07→ 05/10; Motorcode: N53		11.0441-6008.2 250038	ATE für Kolben-Ø [mm]: 60
			➔	03/07→ 05/10; Motorcode: N52N		11.0441-6008.2 250038	ATE für Kolben-Ø [mm]: 60
			➔	03/07→ 05/10; Motorcode: N52N		11.0441-4203.2 250013	ATE
			➔	03/07→ 05/10; Motorcode: N53		11.0441-4203.2 250013	ATE
535 d	200	09/04→12/10	➔	→ 03/07		11.0441-4203.2 250013	ATE
545 i	245	06/04→12/10	➔	→ 08/05		11.0441-6008.2 250038	ATE für Kolben-Ø [mm]: 60
			➔	→ 08/05		11.0441-4203.2 250013	ATE
550 i	270	07/05→12/10	➔	03/07→ 05/10		11.0441-6008.2 250038	ATE für Kolben-Ø [mm]: 60
<b>Bremsschlauch</b>							
520 d 520 d	110 130	09/05→02/07 09/07→05/10	➔		2	24.5169-0556.3 331510	L= 555
			➔		2	24.5102-0304.3 331407	L= 304
			➔	am Bremssattel	2	83.6104-0315.3 330889	L= 315
520 d 525 i	120 160	04/05→05/10 03/05→05/10	➔	07/05→	2	24.5169-0556.3 331510	L= 555
			➔	03/07→	2	24.5102-0304.3 331407	L= 304
			➔	am Bremssattel; 07/05→ 03/07	2	83.6104-0315.3 330889	L= 315
520 i 520 i	120 125	07/07→08/10 09/07→12/10	➔	→ 05/10	2	24.5169-0556.3 331510	L= 555
			➔	→ 05/10	2	24.5102-0304.3 331407	L= 304
			➔	am Bremssattel; → 05/10	2	83.6104-0315.3 330889	L= 315
523 i 530 d 530 i	130 170 190	10/04→02/07 02/05→02/07 09/04→02/07	➔	07/05→	2	24.5169-0556.3 331510	L= 555
			➔	am Bremssattel; 07/05→	2	83.6104-0315.3 330889	L= 315
			➔				
523 i 530 i	140 200	01/07→12/10 01/07→12/10	➔	03/07→ 05/10	2	24.5169-0556.3 331510	L= 555
			➔	03/07→ 05/10	2	24.5102-0304.3 331407	L= 304
523 i	140	03/07→01/10	➔		2	24.5169-0556.3 331510	L= 555
			➔		2	24.5102-0304.3 331407	L= 304
525 d ↓	120	03/04→03/07	➔	12/04→	2	24.5169-0556.3 331510	L= 555

### BMW - 5 Touring (E61) 03/04→12/10









#### Bremsschlauch

525 d	120	03/04→03/07	➔	am Bremssattel; 12/04→	2	83.6104-0315.3	330889	L= 315
525 d	130	03/04→03/07	➔	05/04→	2	24.5169-0556.3	331510	L= 555
530 d	155	03/04→05/10	➔	am Bremssattel; 05/04→	2	83.6104-0315.3	330889	L= 315
530 d	160	03/04→09/05	➔					
525 d	145	03/07→05/10	➔		2	24.5169-0556.3	331510	L= 555
			➔		2	83.6104-0315.3	330889	L= 315
525 d xDrive	145	09/08→05/10	➔		2	83.7751-0495.3	331104	L= 495
525 xd	145	09/07→09/08	➔					
530 d xDrive	173	09/07→05/10	➔		2	24.5102-0304.3	331407	L= 304
530 i xDrive	200	09/08→05/10	➔					
530 xd	173	03/07→08/07	➔					
530 xi	200	09/06→09/08	➔					
530 xi	200	03/07→05/10	➔					
525 i	141	06/04→12/10	➔	→ 03/05	2	24.5169-0556.3	331510	L= 555
			➔	am Bremssattel; → 03/05	2	83.6104-0315.3	330889	L= 315
525 i	155	03/05→05/10	➔		2	24.5169-0556.3	331510	L= 555
			➔	03/07→	2	24.5102-0304.3	331407	L= 304
			➔	am Bremssattel; → 03/07	2	83.6104-0315.3	330889	L= 315
525 i	155	01/07→12/10	➔	→ 05/10	2	24.5169-0556.3	331510	L= 555
525 i	160	01/07→12/10	➔	03/07→ 05/10	2	24.5102-0304.3	331407	L= 304
550 i	270	07/05→12/10	➔	am Bremssattel; → 03/07	2	83.6104-0315.3	330889	L= 315
525 i xDrive	160	09/08→12/10	➔	→ 05/10	2	83.7751-0495.3	331104	L= 495
			➔	→ 05/10	2	24.5102-0304.3	331407	L= 304
525 xi	160	07/05→12/10	➔	→ 05/10	2	83.7751-0495.3	331104	L= 495
525 xi	160	01/07→12/10	➔	03/07→ 05/10	2	24.5102-0304.3	331407	L= 304
			➔	am Bremssattel; → 03/07	2	83.6104-0315.3	330889	L= 315
530 d	173	02/07→05/10	➔	03/07→	2	24.5169-0556.3	331510	L= 555
530 i	200	09/06→03/10	➔	03/07→	2	24.5102-0304.3	331407	L= 304
530 xd	170	02/05→02/07	➔	07/05→	2	83.7751-0495.3	331104	L= 495
530 xi	190	04/05→02/07	➔	am Bremssattel; 07/05→	2	83.6104-0315.3	330889	L= 315
535 d	200	09/04→12/10	➔	→ 03/07	2	24.5169-0556.3	331510	L= 555
			➔	am Bremssattel; → 03/07	2	83.6104-0315.3	330889	L= 315
535 d	210	01/07→12/10	➔	03/07→ 05/10	2	24.5169-0556.3	331510	L= 555
			➔	am Bremssattel; 03/07→ 05/10	2	83.6104-0315.3	330889	L= 315
545 i	245	06/04→12/10	➔	→ 08/05	2	24.5169-0556.3	331510	L= 555
			➔	am Bremssattel; → 08/05	2	83.6104-0315.3	330889	L= 315
M5	373	02/07→12/10	➔	→ 05/10	2	24.5169-0556.3	331510	L= 555
			➔	am Bremssattel; → 05/10	2	83.6104-0315.3	330889	L= 315









### BMW - 5 Touring (F11) 11/09→02/17








#### Bremssattel








518 d	100	07/13→02/17	➔	☐; nicht für Fahrzeuge mit verstärkter Bremse	2	24.3606-9929.5	230151	ATE - Halter
518 d	105	07/13→06/14	➔					
518 d	110	07/14→02/17	➔					
518 d	120	07/14→02/17	➔					
520 d xDrive	100	07/13→06/14	➔	☐; nicht für Fahrzeuge mit verstärkter Bremse	2	24.3606-9930.5	230152	ATE - Halter
520 d xDrive	120	07/14→02/17	➔					
520 d xDrive	135	07/13→06/14	➔	☐; für Fahrzeuge mit verstärkter Bremse	2	24.3606-9931.5	230153	ATE - Halter
520 d xDrive	147	07/13→06/14	➔	☐; für Fahrzeuge mit verstärkter Bremse	2	24.3606-9932.5	230154	ATE - Halter
			➔	☐; für Fahrzeuge mit verstärkter Bremse	2	24.6244-1701.5	240717	TRW + EMot / - Halter + FSB
			➔	☐; für Fahrzeuge mit verstärkter Bremse	2	24.6244-1702.5	240718	TRW + EMot / - Halter + FSB
			➔	☐; nicht für Fahrzeuge mit verstärkter Bremse	2	24.6244-1703.5	240796	TRW + EMot / - Halter + FSB
			➔	☐; nicht für Fahrzeuge mit verstärkter Bremse	2	24.6244-1704.5	240797	TRW + EMot / - Halter + FSB
520 d	120	06/10→02/17	➔	☐; 09/10→; nicht für Fahrzeuge mit verstärkter Bremse	2	24.3606-9929.5	230151	ATE - Halter
520 d	135	06/10→06/14	➔					
520 d	147	06/10→06/14	➔					
↓								

	kW			 	! #			
<b>BMW - 5 Touring (F11) 11/09→02/17</b>								
<b> Bremssattel</b>								
520 d	120	06/10→02/17	←	<input type="checkbox"/> ; 09/10→; nicht für Fahrzeuge mit verstärkter Bremsen		24.3606-9930.5	230152	ATE - Halter
520 d	135	06/10→06/14	←	<input type="checkbox"/> ; 09/10→; für Fahrzeuge mit verstärkter Bremsen		24.3606-9931.5	230153	ATE - Halter
520 d	147	06/10→06/14	←	<input type="checkbox"/> ; 09/10→; für Fahrzeuge mit verstärkter Bremsen		24.3606-9932.5	230154	ATE - Halter
			→	<input type="checkbox"/> ; 09/10→; für Fahrzeuge mit verstärkter Bremsen		24.6244-1701.5	240717	TRW + EMot / - Halter + FSB
			→	<input type="checkbox"/> ; 09/10→; für Fahrzeuge mit verstärkter Bremsen		24.6244-1702.5	240718	TRW + EMot / - Halter + FSB
			→	<input type="checkbox"/> ; 09/10→; nicht für Fahrzeuge mit verstärkter Bremsen		24.6244-1703.5	240796	TRW + EMot / - Halter + FSB
			→	<input type="checkbox"/> ; 09/10→; nicht für Fahrzeuge mit verstärkter Bremsen		24.6244-1704.5	240797	TRW + EMot / - Halter + FSB
520 d	140	07/14→02/17	←	<input type="checkbox"/> ; nicht für Fahrzeuge mit verstärkter Bremsen		24.3606-9929.5	230151	ATE - Halter
520 d	151	07/14→02/17	←	<input type="checkbox"/> ; nicht für Fahrzeuge mit verstärkter Bremsen		24.3606-9930.5	230152	ATE - Halter
520 d	155	07/14→02/17	←	<input type="checkbox"/> ; nicht für Fahrzeuge mit verstärkter Bremsen		24.3606-9930.5	230152	ATE - Halter
520 d xDrive	140	07/14→02/17	←	<input type="checkbox"/> ; nicht für Fahrzeuge mit verstärkter Bremsen		24.3606-9930.5	230152	ATE - Halter
520 d xDrive	151	07/14→02/17	←	<input type="checkbox"/> ; nicht für Fahrzeuge mit verstärkter Bremsen		24.3606-9930.5	230152	ATE - Halter
520 d xDrive	155	07/14→02/17	←	<input type="checkbox"/> ; nicht für Fahrzeuge mit verstärkter Bremsen		24.3606-9930.5	230152	ATE - Halter
			→	<input type="checkbox"/> ; für Fahrzeuge mit verstärkter Bremsen		24.6244-1701.5	240717	TRW + EMot / - Halter + FSB
			→	<input type="checkbox"/> ; für Fahrzeuge mit verstärkter Bremsen		24.6244-1702.5	240718	TRW + EMot / - Halter + FSB
			→	<input type="checkbox"/> ; nicht für Fahrzeuge mit verstärkter Bremsen		24.6244-1703.5	240796	TRW + EMot / - Halter + FSB
			→	<input type="checkbox"/> ; nicht für Fahrzeuge mit verstärkter Bremsen		24.6244-1704.5	240797	TRW + EMot / - Halter + FSB
520 i	120	09/11→02/17	←	<input type="checkbox"/>		24.3606-9929.5	230151	ATE - Halter
			←	<input type="checkbox"/>		24.3606-9930.5	230152	ATE - Halter
			→	<input type="checkbox"/>		24.6244-1703.5	240796	TRW + EMot / - Halter + FSB
			→	<input type="checkbox"/>		24.6244-1704.5	240797	TRW + EMot / - Halter + FSB
520 i	135	10/10→02/17	←	<input type="checkbox"/> ; 09/11→		24.3606-9929.5	230151	ATE - Halter
			←	<input type="checkbox"/> ; 09/11→		24.3606-9930.5	230152	ATE - Halter
			→	<input type="checkbox"/> ; 09/11→		24.6244-1703.5	240796	TRW + EMot / - Halter + FSB
			→	<input type="checkbox"/> ; 09/11→		24.6244-1704.5	240797	TRW + EMot / - Halter + FSB
523 i	150	11/09→08/11	←	<input type="checkbox"/> ; 09/10→		24.3606-9929.5	230151	ATE - Halter
			←	<input type="checkbox"/> ; 09/10→		24.3606-9930.5	230152	ATE - Halter
			→	<input type="checkbox"/> ; 09/10→		24.6244-1703.5	240796	TRW + EMot / - Halter + FSB
			→	<input type="checkbox"/> ; 09/10→		24.6244-1704.5	240797	TRW + EMot / - Halter + FSB
525 d	155	09/11→02/17	←	<input type="checkbox"/> ; nicht für Fahrzeuge mit verstärkter Bremsen		24.3606-9931.5	230153	ATE - Halter
525 d	160	09/11→02/17	←	<input type="checkbox"/> ; nicht für Fahrzeuge mit verstärkter Bremsen		24.3606-9931.5	230153	ATE - Halter
525 d xDrive	155	07/13→02/17	←	<input type="checkbox"/> ; nicht für Fahrzeuge mit verstärkter Bremsen		24.3606-9932.5	230154	ATE - Halter
525 d xDrive	160	07/13→02/17	←	<input type="checkbox"/> ; nicht für Fahrzeuge mit verstärkter Bremsen		24.3606-9932.5	230154	ATE - Halter
530 d	190	09/11→02/17	←	<input type="checkbox"/> ; nicht für Fahrzeuge mit verstärkter Bremsen		24.3606-9932.5	230154	ATE - Halter
			→	<input type="checkbox"/> ; für Fahrzeuge mit verstärkter Bremsen		24.6244-1701.5	240717	TRW + EMot / - Halter + FSB
			→	<input type="checkbox"/> ; für Fahrzeuge mit verstärkter Bremsen		24.6244-1702.5	240718	TRW + EMot / - Halter + FSB
			→	<input type="checkbox"/> ; nicht für Fahrzeuge mit verstärkter Bremsen		24.6244-1703.5	240796	TRW + EMot / - Halter + FSB
			→	<input type="checkbox"/> ; nicht für Fahrzeuge mit verstärkter Bremsen		24.6244-1704.5	240797	TRW + EMot / - Halter + FSB
525 d	150	09/10→08/11	←	<input type="checkbox"/>		24.3606-9931.5	230153	ATE - Halter
			←	<input type="checkbox"/>		24.3606-9932.5	230154	ATE - Halter
			→	<input type="checkbox"/> ; nicht für Fahrzeuge mit verstärkter Bremsen		24.6244-1703.5	240796	TRW + EMot / - Halter + FSB
			→	<input type="checkbox"/> ; nicht für Fahrzeuge mit verstärkter Bremsen		24.6244-1704.5	240797	TRW + EMot / - Halter + FSB
528 i	180	09/11→02/17	←	<input type="checkbox"/>		24.3606-9931.5	230153	ATE - Halter
528 i xDrive	180	09/11→02/17	←	<input type="checkbox"/>		24.3606-9932.5	230154	ATE - Halter
↓								



	kw			 	! #		
<b>BMW - 5 Touring (F11) 11/09→02/17</b>							
<b> Bremssattel</b>							
528 i	180	09/11→02/17	➔	☐		24.6244-1703.5 240796	TRW + EMot / - Halter + FSB
528 i xDrive	180	09/11→02/17	➔	☐		24.6244-1704.5 240797	TRW + EMot / - Halter + FSB
528 i	190	11/09→08/11	➔	☐; 09/10→		24.3606-9931.5 230153	ATE - Halter
530 d	180	06/10→08/11	➔	☐; 09/10→		24.3606-9932.5 230154	ATE - Halter
			➔	☐; 09/10→		24.6244-1703.5 240796	TRW + EMot / - Halter + FSB
			➔	☐; 09/10→		24.6244-1704.5 240797	TRW + EMot / - Halter + FSB
530 d	210	09/11→02/17	➔	☐; 10/15→; nicht für Fahrzeuge mit verstärkter Bremse		24.3606-9931.5 230153	ATE - Halter
			➔	☐; 10/15→; nicht für Fahrzeuge mit verstärkter Bremse		24.3606-9932.5 230154	ATE - Halter
			➔	☐; 10/15→; für Fahrzeuge mit verstärkter Bremse		24.6244-1701.5 240717	TRW + EMot / - Halter + FSB
			➔	☐; 10/15→; für Fahrzeuge mit verstärkter Bremse		24.6244-1702.5 240718	TRW + EMot / - Halter + FSB
			➔	☐; 10/15→; nicht für Fahrzeuge mit verstärkter Bremse		24.6244-1703.5 240796	TRW + EMot / - Halter + FSB
			➔	☐; 10/15→; nicht für Fahrzeuge mit verstärkter Bremse		24.6244-1704.5 240797	TRW + EMot / - Halter + FSB
530 d xDrive	190	03/11→02/17	➔	☐; nicht für Fahrzeuge mit verstärkter Bremse		24.3606-9931.5 230153	ATE - Halter
			➔	☐; nicht für Fahrzeuge mit verstärkter Bremse		24.3606-9932.5 230154	ATE - Halter
			➔	☐		24.6244-1701.5 240717	TRW + EMot / - Halter + FSB
			➔	☐		24.6244-1702.5 240718	TRW + EMot / - Halter + FSB
530 d xDrive	210	03/11→02/17	➔	☐; 10/15→; nicht für Fahrzeuge mit verstärkter Bremse		24.3606-9931.5 230153	ATE - Halter
			➔	☐; 10/15→; nicht für Fahrzeuge mit verstärkter Bremse		24.3606-9932.5 230154	ATE - Halter
			➔	☐; 10/15→		24.6244-1701.5 240717	TRW + EMot / - Halter + FSB
			➔	☐; 10/15→		24.6244-1702.5 240718	TRW + EMot / - Halter + FSB
530 i	190	03/10→05/13	➔	☐; 09/11→		24.3606-9931.5 230153	ATE - Halter
530 i	200	07/11→06/13	➔	☐; 09/11→		24.3606-9932.5 230154	ATE - Halter
			➔	☐; 09/11→		24.6244-1703.5 240796	TRW + EMot / - Halter + FSB
			➔	☐; 09/11→		24.6244-1704.5 240797	TRW + EMot / - Halter + FSB
535 d	220	09/10→08/11	➔	☐		24.6244-1701.5 240717	TRW + EMot / - Halter + FSB
535 d	230	09/11→02/17	➔	☐		24.6244-1702.5 240718	TRW + EMot / - Halter + FSB
535 d xDrive	230	09/11→02/17	➔	☐		24.6244-1702.5 240718	TRW + EMot / - Halter + FSB
535 i xDrive	225	09/11→02/17	➔	☐		24.6244-1702.5 240718	TRW + EMot / - Halter + FSB
550 i	330	07/13→02/17	➔	☐		24.6244-1702.5 240718	TRW + EMot / - Halter + FSB
M 550 d xDrive	280	03/12→02/17	➔	☐		24.6244-1702.5 240718	TRW + EMot / - Halter + FSB
535 i	225	06/10→02/17	➔	☐; 09/10→		24.6244-1701.5 240717	TRW + EMot / - Halter + FSB
			➔	☐; 09/10→		24.6244-1702.5 240718	TRW + EMot / - Halter + FSB
535 i	240	07/13→02/17	➔	☐; 10/15→		24.6244-1701.5 240717	TRW + EMot / - Halter + FSB
535 i xDrive	240	07/13→02/17	➔	☐; 10/15→		24.6244-1702.5 240718	TRW + EMot / - Halter + FSB
550 i	300	09/10→06/13	➔	☐; 09/11→		24.6244-1701.5 240717	TRW + EMot / - Halter + FSB
			➔	☐; 09/11→		24.6244-1702.5 240718	TRW + EMot / - Halter + FSB
<b>Feder, Bremssattel</b>							
518 d	100	07/13→02/17	➔	nicht für Fahrzeuge mit verstärkter Bremse	2	11.8116-0137.1 390612	ATE
518 d	105	07/13→06/14	➔				
518 d	110	07/14→02/17	➔				
518 d	120	07/14→02/17	➔				
520 d xDrive	100	07/13→06/14	➔				
520 d xDrive	120	07/14→02/17	➔				
520 d xDrive	135	07/13→06/14	➔				
520 d xDrive	147	07/13→06/14	➔				
520 d	120	06/10→02/17	➔	09/10→; nicht für Fahrzeuge mit verstärkter Bremse	2	11.8116-0137.1 390612	ATE
520 d	135	06/10→06/14	➔				
520 d	147	06/10→06/14	➔				
520 d	140	07/14→02/17	➔	für Fahrzeuge mit verstärkter Bremse	2	11.8116-0007.2 390602	ATE
↓							

	kW			 	! #		
<b>BMW - 5 Touring (F11) 11/09→02/17</b>							
<b>Feder, Bremssattel</b>							
520 d	151	07/14→02/17	←	nicht für Fahrzeuge mit verstärkter Bremse	2	11.8116-0137.1	390612 ATE
520 d	155	07/14→02/17					
520 d xDrive	140	07/14→02/17					
520 d xDrive	151	07/14→02/17					
520 d xDrive	155	07/14→02/17					
520 i	120	09/11→02/17	←		2	11.8116-0137.1	390612 ATE
520 i	135	10/10→02/17	←	09/11→	2	11.8116-0137.1	390612 ATE
523 i	150	11/09→08/11	←	09/10→	2	11.8116-0137.1	390612 ATE
525 d	155	09/11→02/17		für Fahrzeuge mit verstärkter Bremse	2	11.8116-0007.2	390602 ATE
525 d	160	09/11→02/17					
525 d xDrive	155	07/13→02/17					
525 d xDrive	160	07/13→02/17					
530 d	190	09/11→02/17					
530 d xDrive	190	03/11→02/17					
530 d	210	09/11→02/17		10/15→;	2	11.8116-0007.2	390602 ATE
530 d xDrive	210	03/11→02/17		für Fahrzeuge mit verstärkter Bremse			
535 d	220	09/10→08/11			2	11.8116-0007.2	390602 ATE
535 d	230	09/11→02/17					
535 d xDrive	230	09/11→02/17					
535 i xDrive	225	09/11→02/17					
550 i	330	07/13→02/17					
M 550 d xDrive	280	03/12→02/17					
535 i	225	06/10→02/17		09/10→	2	11.8116-0007.2	390602 ATE
535 i	240	07/13→02/17		10/15→	2	11.8116-0007.2	390602 ATE
535 i xDrive	240	07/13→02/17					
550 i	300	09/10→06/13		09/11→	2	11.8116-0007.2	390602 ATE
<b>Führungshülzensatz, Bremssattel</b>							
518 d	100	07/13→02/17	←			11.0101-5402.2	260009 ATE
518 d	105	07/13→06/14					
518 d	110	07/14→02/17					
518 d	120	07/14→02/17					
520 d xDrive	100	07/13→06/14					
520 d xDrive	120	07/14→02/17					
520 d xDrive	135	07/13→06/14					
520 d xDrive	147	07/13→06/14					
520 i	120	09/11→02/17					
525 d	150	09/10→08/11					
528 i	180	09/11→02/17					
528 i xDrive	180	09/11→02/17					
520 d	120	06/10→02/17	←	09/10→		11.0101-5402.2	260009 ATE
520 d	135	06/10→06/14					
520 d	147	06/10→06/14					
523 i	150	11/09→08/11					
528 i	190	11/09→08/11					
530 d	180	06/10→08/11					
520 d	140	07/14→02/17	←	nicht für Fahrzeuge mit verstärkter Bremse		11.0101-5402.2	260009 ATE
520 d	151	07/14→02/17					
520 d	155	07/14→02/17	←	für Fahrzeuge mit verstärkter Bremse		11.0101-7003.2	260124 ATE
520 d xDrive	140	07/14→02/17					
520 d xDrive	151	07/14→02/17					
520 d xDrive	155	07/14→02/17					
525 d	155	09/11→02/17					
525 d	160	09/11→02/17					
525 d xDrive	155	07/13→02/17					
525 d xDrive	160	07/13→02/17					
530 d	190	09/11→02/17					
530 d xDrive	190	03/11→02/17					
520 i	135	10/10→02/17	←	09/11→		11.0101-5402.2	260009 ATE
530 i	190	03/10→05/13					
530 i	200	07/11→06/13					
530 d	210	09/11→02/17	←	10/15→;		11.0101-5402.2	260009 ATE
530 d xDrive	210	03/11→02/17		nicht für Fahrzeuge mit verstärkter Bremse			
			←	10/15→;		11.0101-7003.2	260124 ATE
				für Fahrzeuge mit verstärkter Bremse			
535 d	220	09/10→08/11	←			11.0101-7003.2	260124 ATE
535 d	230	09/11→02/17					
535 d xDrive	230	09/11→02/17					
535 i xDrive	225	09/11→02/17					
550 i	330	07/13→02/17					
M 550 d xDrive	280	03/12→02/17					
535 i	225	06/10→02/17	←	09/10→		11.0101-7003.2	260124 ATE
535 i	240	07/13→02/17	←	10/15→		11.0101-7003.2	260124 ATE
535 i xDrive	240	07/13→02/17					
550 i	300	09/10→06/13	←	09/11→		11.0101-7003.2	260124 ATE
↓							

	kw			 	! #		
<b>BMW - 5 Touring (F11) 11/09→02/17</b>							
<b>Führungsbolzen, Bremsattel</b>							
518 d	100	07/13→02/17			2	11.8171-0008.1	990049 ATE
518 d	105	07/13→06/14					
518 d	110	07/14→02/17					
518 d	120	07/14→02/17					
520 d xDrive	100	07/13→06/14					
520 d xDrive	120	07/14→02/17					
520 d xDrive	135	07/13→06/14					
520 d xDrive	147	07/13→06/14					
520 i	120	09/11→02/17					
525 d	150	09/10→08/11					
528 i	180	09/11→02/17					
528 i xDrive	180	09/11→02/17					
520 d	120	06/10→02/17		09/10→	2	11.8171-0008.1	990049 ATE
520 d	135	06/10→06/14					
520 d	147	06/10→06/14					
523 i	150	11/09→08/11					
528 i	190	11/09→08/11					
530 d	180	06/10→08/11					
520 d	140	07/14→02/17		nicht für Fahrzeuge mit verstärkter Bremse	2	11.8171-0008.1	990049 ATE
520 d	151	07/14→02/17					
520 d	155	07/14→02/17		für Fahrzeuge mit verstärkter Bremse		11.8171-0096.1	250155 ATE
520 d xDrive	140	07/14→02/17					
520 d xDrive	151	07/14→02/17					
520 d xDrive	155	07/14→02/17					
525 d	155	09/11→02/17					
525 d	160	09/11→02/17					
525 d xDrive	155	07/13→02/17					
525 d xDrive	160	07/13→02/17					
530 d	190	09/11→02/17					
530 d xDrive	190	03/11→02/17					
520 i	135	10/10→02/17		09/11→	2	11.8171-0008.1	990049 ATE
530 i	190	03/10→05/13					
530 i	200	07/11→06/13					
530 d	210	09/11→02/17		10/15→; nicht für Fahrzeuge mit verstärkter Bremse	2	11.8171-0008.1	990049 ATE
530 d xDrive	210	03/11→02/17					
				10/15→; für Fahrzeuge mit verstärkter Bremse		11.8171-0096.1	250155 ATE
535 d	220	09/10→08/11				11.8171-0096.1	250155 ATE
535 d	230	09/11→02/17					
535 d xDrive	230	09/11→02/17					
535 i xDrive	225	09/11→02/17					
550 i	330	07/13→02/17					
M 550 d xDrive	280	03/12→02/17					
535 i	225	06/10→02/17		09/10→		11.8171-0096.1	250155 ATE
535 i	240	07/13→02/17		10/15→		11.8171-0096.1	250155 ATE
535 i xDrive	240	07/13→02/17					
550 i	300	09/10→06/13		09/11→		11.8171-0096.1	250155 ATE
<b>Dichtungssatz, Bremsattel</b>							
518 d	100	07/13→02/17	←			11.0441-6008.2	250038 ATE für Kolben-Ø [mm]: 60
518 d	105	07/13→06/14					
518 d	110	07/14→02/17					
518 d	120	07/14→02/17					
520 d	140	07/14→02/17					
520 d	151	07/14→02/17					
520 d	155	07/14→02/17					
520 d xDrive	100	07/13→06/14					
520 d xDrive	120	07/14→02/17					
520 d xDrive	135	07/13→06/14					
520 d xDrive	140	07/14→02/17					
520 d xDrive	147	07/13→06/14					
520 d xDrive	151	07/14→02/17					
520 d xDrive	155	07/14→02/17					
520 i	120	09/11→02/17					
525 d	155	09/11→02/17					
525 d	160	09/11→02/17					
525 d	150	09/10→08/11					
525 d xDrive	155	07/13→02/17					
525 d xDrive	160	07/13→02/17					
528 i	180	09/11→02/17					
528 i xDrive	180	09/11→02/17					
530 d	190	09/11→02/17					
530 d xDrive	190	03/11→02/17					
535 d	220	09/10→08/11					
535 d	230	09/11→02/17					
535 d xDrive	230	09/11→02/17					
535 i xDrive	225	09/11→02/17					
550 i	330	07/13→02/17					
M 550 d xDrive	280	03/12→02/17					
520 d	120	06/10→02/17	←	09/10→		11.0441-6008.2	250038 ATE für Kolben-Ø [mm]: 60
↓							



**BMW - 5 Touring (F11) 11/09→02/17**

**Dichtungssatz, Bremsattel**

520 d	135	06/10→06/14	←	09/10→		11.0441-6008.2	250038	ATE für Kolben-Ø [mm]: 60
520 d	147	06/10→06/14						
523 i	150	11/09→08/11						
528 i	190	11/09→08/11						
530 d	180	06/10→08/11						
535 i	225	06/10→02/17						
520 i	135	10/10→02/17	←	09/11→		11.0441-6008.2	250038	ATE für Kolben-Ø [mm]: 60
530 i	190	03/10→05/13						
530 i	200	07/11→06/13						
550 i	300	09/10→06/13						
530 d	210	09/11→02/17	←	10/15→		11.0441-6008.2	250038	ATE für Kolben-Ø [mm]: 60
530 d xDrive	210	03/11→02/17						
535 i	240	07/13→02/17						
535 i xDrive	240	07/13→02/17						











**Bremsschlauch**










518 d	100	07/13→02/17	←		2	24.5118-0688.3	331419	L= 718
518 d	105	07/13→06/14						
518 d	110	07/14→02/17						
518 d	120	07/14→02/17						
520 d	140	07/14→02/17						
520 d	151	07/14→02/17						
520 d	155	07/14→02/17						
520 d xDrive	100	07/13→06/14						
520 d xDrive	120	07/14→02/17						
520 d xDrive	135	07/13→06/14						
520 d xDrive	140	07/14→02/17						
520 d xDrive	147	07/13→06/14						
520 d xDrive	151	07/14→02/17						
520 d xDrive	155	07/14→02/17						
520 i	120	09/11→02/17						
525 d	155	09/11→02/17						
525 d	160	09/11→02/17						
525 d	150	09/10→08/11						
525 d xDrive	155	07/13→02/17						
525 d xDrive	160	07/13→02/17						
528 i	180	09/11→02/17						
528 i xDrive	180	09/11→02/17						
530 d	190	09/11→02/17						
530 d xDrive	190	03/11→02/17						
535 d	220	09/10→08/11						
535 d	230	09/11→02/17						
535 d xDrive	230	09/11→02/17						
535 i xDrive	225	09/11→02/17						
550 i	330	07/13→02/17						
M 550 d xDrive	280	03/12→02/17						
520 d	120	06/10→02/17	←	09/10→	2	24.5118-0688.3	331419	L= 718
520 d	135	06/10→06/14						
520 d	147	06/10→06/14						
523 i	150	11/09→08/11						
528 i	190	11/09→08/11						
530 d	180	06/10→08/11						
535 i	225	06/10→02/17						
520 i	135	10/10→02/17	←	09/11→	2	24.5118-0688.3	331419	L= 718
530 i	190	03/10→05/13						
530 i	200	07/11→06/13						
550 i	300	09/10→06/13						
530 d	210	09/11→02/17	←	10/15→	2	24.5118-0688.3	331419	L= 718
530 d xDrive	210	03/11→02/17						
535 i	240	07/13→02/17						
535 i xDrive	240	07/13→02/17						







**BMW - 6 (E63) 09/03→12/10**








**Bremssattel**

630 i	190	09/04→08/07	←	☐		24.3606-9979.5	240575	ATE - Halter
			←	☐		24.3606-9980.5	240576	ATE - Halter
			→		2	24.3426-9977.5	240567	ATE - Halter
630 i	200	09/07→08/10	←	☐		24.3606-9977.5	240573	ATE - Halter
			←	☐		24.3606-9978.5	240574	ATE - Halter
			→	☐		24.3461-1703.5	240882	ATE - Halter
			→	☐		24.3461-1704.5	240883	ATE - Halter
635 d	210	07/07→07/10	→	☐; 09/07→		24.3461-1703.5	240882	ATE - Halter
			→	☐; 09/07→		24.3461-1704.5	240883	ATE - Halter
645 Ci	245	09/03→08/05	←	☐		24.3606-9977.5	240573	ATE - Halter
			←	☐		24.3606-9978.5	240574	ATE - Halter
↓								








	kW			 	! #		
<b>BMW - 6 (E63) 09/03→12/10</b>							
 <b>Bremssattel</b>							
645 Ci	245	09/03→08/05	→	☐; 12/03→		24.3461-1703.5 240882	ATE - Halter
			→	☐; 12/03→		24.3461-1704.5 240883	ATE - Halter
650 i	270	09/05→08/10	→	☐		24.3461-1703.5 240882	ATE - Halter
			→	☐		24.3461-1704.5 240883	ATE - Halter
<b>Feder, Bremssattel</b>							
630 i	190	09/04→08/07			2	11.8116-0315.2 390447	ATE
			→		2	11.8116-0330.1 390472	ATE
630 i	200	09/07→08/10			2	11.8116-0315.2 390447	ATE
645 Ci	245	09/03→08/05	→		2	11.8116-0296.1 390445	ATE
635 d	210	07/07→07/10		09/07→	2	11.8116-0353.2 390585	ATE
			→	09/07→	2	11.8116-0296.1 390445	ATE
650 i	270	09/05→08/10			2	11.8116-0353.2 390585	ATE
			→		2	11.8116-0296.1 390445	ATE
M	373	09/05→07/10	←		2	11.8116-0353.2 390585	ATE
			→		2	11.8116-0296.1 390445	ATE
<b>Führungshülzensatz, Bremssattel</b>							
630 i	190	09/04→08/07	←			11.0101-6006.2 260098	ATE
630 i	200	09/07→08/10	→			11.0101-5402.2 260009	ATE
645 Ci	245	09/03→08/05	→			11.0101-5402.2 260009	ATE
635 d	210	07/07→07/10	←	09/07→		11.0101-5706.2 260097	ATE
			→	09/07→		11.0101-5402.2 260009	ATE
650 i	270	09/05→08/10	←			11.0101-5706.2 260097	ATE
M	373	09/05→07/10	→			11.0101-5402.2 260009	ATE
<b>Führungsbolzen, Bremssattel</b>							
630 i	190	09/04→08/07			2	11.8171-0008.1 990049	ATE
630 i	200	09/07→08/10				11.8171-0067.1 250153	ATE
645 Ci	245	09/03→08/05	→		2	11.8171-0008.1 990049	ATE
635 d	210	07/07→07/10		09/07→		11.8171-0067.1 250153	ATE
			→	09/07→	2	11.8171-0008.1 990049	ATE
650 i	270	09/05→08/10				11.8171-0067.1 250153	ATE
M	373	09/05→07/10	→		2	11.8171-0008.1 990049	ATE
<b>Dichtungssatz, Bremssattel</b>							
630 i	190	09/04→08/07	←			11.0441-6008.2 250038	ATE für Kolben-Ø [mm]: 60
			→			11.0441-4203.2 250013	ATE
630 i	200	09/07→08/10	←			11.0441-6008.2 250038	ATE für Kolben-Ø [mm]: 60
645 Ci	245	09/03→08/05	→			11.0441-6008.2 250038	ATE für Kolben-Ø [mm]: 60
 <b>Bremsschlauch</b>							
630 i	190	09/04→08/07	←		2	24.5169-0556.3 331510	L= 555
630 i	200	09/07→08/10	→			24.5102-0304.3 331407	L= 304
645 Ci	245	09/03→08/05	→		2	24.5102-0304.3 331407	L= 304
650 i	270	09/05→08/10					
M	373	09/05→07/10					
635 d	210	07/07→07/10	←	09/07→	2	24.5169-0556.3 331510	L= 555
			→	09/07→	2	24.5102-0304.3 331407	L= 304
<b>BMW - 6 Cabriolet (E64) 03/04→12/10</b>							
 <b>Bremssattel</b>							
630 i	190	09/04→08/07	←	☐		24.3606-9979.5 240575	ATE - Halter
			←	☐		24.3606-9980.5 240576	ATE - Halter
			→		2	24.3426-9977.5 240567	ATE - Halter
630 i	200	09/07→08/10	←	☐		24.3606-9977.5 240573	ATE - Halter
645 Ci	245	04/04→08/05	←	☐		24.3606-9978.5 240574	ATE - Halter
			→	☐		24.3461-1703.5 240882	ATE - Halter
			→	☐		24.3461-1704.5 240883	ATE - Halter
635 d	210	07/07→07/10	→	☐; 09/07→		24.3461-1703.5 240882	ATE - Halter
↓							

	kW				! #		
<b>BMW - 6 Cabriolet (E64) 03/04→12/10</b>							
 <b>Bremssattel</b>							
635 d	210	07/07→07/10	➔	☐; 09/07→		24.3461-1704.5 240883	ATE - Halter
650 i	270	09/05→08/10	➔	☐		24.3461-1703.5 240882	ATE - Halter
			➔	☐		24.3461-1704.5 240883	ATE - Halter
<b>Feder, Bremssattel</b>							
630 i	190	09/04→08/07	←		2	11.8116-0315.2 390447	ATE
			➔		2	11.8116-0330.1 390472	ATE
630 i 645 Ci	200 245	09/07→08/10 04/04→08/05	←		2	11.8116-0315.2 390447	ATE
			➔		2	11.8116-0296.1 390445	ATE
635 d	210	07/07→07/10	←	09/07→	2	11.8116-0353.2 390585	ATE
			➔	09/07→	2	11.8116-0296.1 390445	ATE
650 i M6	270 373	09/05→08/10 09/06→08/10	←		2	11.8116-0353.2 390585	ATE
			➔		2	11.8116-0296.1 390445	ATE
<b>Führungshülzensatz, Bremssattel</b>							
630 i	190	09/04→08/07	←			11.0101-6006.2 260098	ATE
630 i	200	09/07→08/10	➔			11.0101-5402.2 260009	ATE
645 Ci	245	04/04→08/05	➔				
635 d	210	07/07→07/10	←	09/07→		11.0101-5706.2 260097	ATE
			➔	09/07→		11.0101-5402.2 260009	ATE
650 i M6	270 373	09/05→08/10 09/06→08/10	←			11.0101-5706.2 260097	ATE
			➔			11.0101-5402.2 260009	ATE
<b>Führungsbolzen, Bremssattel</b>							
630 i	190	09/04→08/07			2	11.8171-0008.1 990049	ATE
630 i	200	09/07→08/10				11.8171-0067.1 250153	ATE
645 Ci	245	04/04→08/05	➔		2	11.8171-0008.1 990049	ATE
635 d	210	07/07→07/10		09/07→		11.8171-0067.1 250153	ATE
			➔	09/07→	2	11.8171-0008.1 990049	ATE
650 i M6	270 373	09/05→08/10 09/06→08/10				11.8171-0067.1 250153	ATE
			➔		2	11.8171-0008.1 990049	ATE
<b>Dichtungssatz, Bremssattel</b>							
630 i	190	09/04→08/07				11.0441-4203.2 250013	ATE
			←			11.0441-6008.2 250038	ATE für Kolben-Ø [mm]: 60
630 i 645 Ci	200 245	09/07→08/10 04/04→08/05	←			11.0441-6008.2 250038	ATE für Kolben-Ø [mm]: 60
 <b>Bremsschlauch</b>							
630 i	190	09/04→08/07	←		2	24.5169-0556.3 331510	L= 555
630 i 645 Ci	200 245	09/07→08/10 04/04→08/05	➔		2	24.5102-0304.3 331407	L= 304
650 i M6	270 373	09/05→08/10 09/06→08/10					
635 d	210	07/07→07/10	←	09/07→	2	24.5169-0556.3 331510	L= 555
			➔	09/07→	2	24.5102-0304.3 331407	L= 304
<b>BMW - 6 Cabriolet (F12) 12/10→06/18</b>							
 <b>Bremssattel</b>							
640 d	230	09/11→06/18	➔	☐; 03/12→; für Fahrzeuge ohne Sportpaket		24.6244-1701.5 240717	TRW + EMot / - Halter + FSB
			➔	☐; 03/12→; für Fahrzeuge ohne Sportpaket		24.6244-1702.5 240718	TRW + EMot / - Halter + FSB
640 d xDrive 640 i	230 235	03/12→06/18 09/11→06/18	➔	☐; für Fahrzeuge ohne Sportpaket		24.6244-1701.5 240717	TRW + EMot / - Halter + FSB
			➔	☐; für Fahrzeuge ohne Sportpaket		24.6244-1702.5 240718	TRW + EMot / - Halter + FSB
640 i xDrive 650 i	235 300	03/13→06/18 12/10→06/12					
650 i 650 i xDrive	330 300	07/12→06/18 09/11→06/12					
650 i xDrive	330	07/12→06/18	➔	☐; 09/12→; für Fahrzeuge ohne Sportpaket		24.6244-1701.5 240717	TRW + EMot / - Halter + FSB
			➔	☐; 09/12→; für Fahrzeuge ohne Sportpaket		24.6244-1702.5 240718	TRW + EMot / - Halter + FSB
↓							










	kW				! #		
<b>BMW - 6 Cabriolet (F12) 12/10→06/18</b>							
<b>Feder, Bremsattel</b>							
640 d	230	09/11→06/18			2	11.8116-0007.2 390602	ATE
640 d xDrive	230	03/12→06/18					
640 i	235	09/11→06/18					
640 i xDrive	235	03/13→06/18					
650 i	300	12/10→06/12					
650 i	330	07/12→06/18					
650 i xDrive	300	09/11→06/12					
650 i xDrive	330	07/12→06/18		09/12→	2	11.8116-0007.2 390602	ATE
<b>Führungshülzensatz, Bremsattel</b>							
640 d	230	09/11→06/18	←			11.0101-7003.2 260124	ATE
640 d xDrive	230	03/12→06/18					
640 i	235	09/11→06/18					
640 i xDrive	235	03/13→06/18					
650 i	300	12/10→06/12					
650 i	330	07/12→06/18					
650 i xDrive	300	09/11→06/12					
650 i xDrive	330	07/12→06/18	←	09/12→		11.0101-7003.2 260124	ATE
<b>Führungsbolzen, Bremsattel</b>							
640 d	230	09/11→06/18				11.8171-0096.1 250155	ATE
640 d xDrive	230	03/12→06/18					
640 i	235	09/11→06/18					
640 i xDrive	235	03/13→06/18					
650 i	300	12/10→06/12					
650 i	330	07/12→06/18					
650 i xDrive	300	09/11→06/12					
650 i xDrive	330	07/12→06/18		09/12→		11.8171-0096.1 250155	ATE
<b>Dichtungssatz, Bremsattel</b>							
640 d	230	09/11→06/18	←			11.0441-6008.2 250038	ATE für Kolben-Ø [mm]: 60
640 d xDrive	230	03/12→06/18					
640 i	235	09/11→06/18					
640 i xDrive	235	03/13→06/18					
650 i	300	12/10→06/12					
650 i	330	07/12→06/18					
650 i xDrive	300	09/11→06/12					
650 i xDrive	330	07/12→06/18	←	09/12→		11.0441-6008.2 250038	ATE für Kolben-Ø [mm]: 60
<b>Bremsschlauch</b>							
640 d	230	09/11→06/18	←		2	24.5118-0688.3 331419	L= 718
640 d xDrive	230	03/12→06/18					
640 i	235	09/11→06/18					
640 i xDrive	235	03/13→06/18					
650 i	300	12/10→06/12					
650 i	330	07/12→06/18					
650 i xDrive	300	09/11→06/12					
650 i xDrive	330	07/12→06/18	←	09/12→	2	24.5118-0688.3 331419	L= 718
<b>BMW - 6 Coupe (F13) 07/11→10/17</b>							
<b>Bremssattel</b>							
640 d	230	09/11→10/17	→	<input type="checkbox"/> für Fahrzeuge ohne Sportpaket		24.6244-1701.5 240717	TRW + EMot / - Halter + FSB
640 d xDrive	230	03/12→10/17					
640 i	235	07/11→10/17	→	<input type="checkbox"/> für Fahrzeuge ohne Sportpaket		24.6244-1702.5 240718	TRW + EMot / - Halter + FSB
640 i xDrive	235	03/13→10/17					
650 i	300	07/11→06/12					
650 i xDrive	300	09/11→02/15					
650 i	330	07/12→10/17	→	<input type="checkbox"/> ; 09/12→; für Fahrzeuge ohne Sportpaket		24.6244-1701.5 240717	TRW + EMot / - Halter + FSB
650 i xDrive	330	07/12→10/17	→	<input type="checkbox"/> ; 09/12→; für Fahrzeuge ohne Sportpaket		24.6244-1702.5 240718	TRW + EMot / - Halter + FSB
<b>Feder, Bremsattel</b>							
640 d	230	09/11→10/17			2	11.8116-0007.2 390602	ATE
640 d xDrive	230	03/12→10/17					
640 i	235	07/11→10/17					
640 i xDrive	235	03/13→10/17					
650 i	300	07/11→06/12					
650 i xDrive	300	09/11→02/15					
650 i	330	07/12→10/17		09/12→	2	11.8116-0007.2 390602	ATE
650 i xDrive	330	07/12→10/17					
<b>Führungshülzensatz, Bremsattel</b>							
640 d	230	09/11→10/17	←			11.0101-7003.2 260124	ATE
640 d xDrive	230	03/12→10/17					
640 i	235	07/11→10/17					
640 i xDrive	235	03/13→10/17					
↓							

	kW					! #			
<b>BMW - 6 Coupe (F13) 07/11→10/17</b>									
<b>Führungshülzensatz, Bremsattel</b>									
650 i	300	07/11→06/12	←				11.0101-7003.2	260124	ATE
650 i xDrive	300	09/11→02/15							
650 i	330	07/12→10/17	←	09/12→			11.0101-7003.2	260124	ATE
650 i xDrive	330	07/12→10/17							
<b>Führungsbolzen, Bremsattel</b>									
640 d	230	09/11→10/17					11.8171-0096.1	250155	ATE
640 d xDrive	230	03/12→10/17							
640 i	235	07/11→10/17							
640 i xDrive	235	03/13→10/17							
650 i	300	07/11→06/12							
650 i xDrive	300	09/11→02/15							
650 i	330	07/12→10/17		09/12→			11.8171-0096.1	250155	ATE
650 i xDrive	330	07/12→10/17							
<b>Dichtungssatz, Bremsattel</b>									
640 d	230	09/11→10/17	←				11.0441-6008.2	250038	ATE für Kolben-Ø [mm]: 60
640 d xDrive	230	03/12→10/17							
640 i	235	07/11→10/17							
640 i xDrive	235	03/13→10/17							
650 i	300	07/11→06/12							
650 i xDrive	300	09/11→02/15							
650 i	330	07/12→10/17	←	09/12→			11.0441-6008.2	250038	ATE für Kolben-Ø [mm]: 60
650 i xDrive	330	07/12→10/17							
<b>Bremsschlauch</b>									
640 d	230	09/11→10/17	←			2	24.5118-0688.3	331419	L= 718
640 d xDrive	230	03/12→10/17							
640 i	235	07/11→10/17							
640 i xDrive	235	03/13→10/17							
650 i	300	07/11→06/12							
650 i xDrive	300	09/11→02/15							
650 i	330	07/12→10/17	←	09/12→		2	24.5118-0688.3	331419	L= 718
650 i xDrive	330	07/12→10/17							
<b>BMW - 6 Gran Coupe (F06) 03/12→10/18</b>									
<b>Bremssattel</b>									
640 d	230	03/12→10/18	→		☐; - Performance Parts		24.6244-1701.5	240717	TRW + EMot / - Halter + FSB
640 d xDrive	230	03/13→10/18	→						
640 i	235	03/12→10/18	→		☐; - Performance Parts		24.6244-1702.5	240718	TRW + EMot / - Halter + FSB
640 i xDrive	235	03/13→10/18							
650 i	330	07/12→10/18							
650 i xDrive	330	07/12→10/18							
<b>Bremsschlauch</b>									
640 d	230	03/12→10/18	←			2	24.5118-0688.3	331419	L= 718
640 d xDrive	230	03/13→10/18							
640 i	235	03/12→10/18							
640 i xDrive	235	03/13→10/18							
650 i	330	07/12→10/18							
650 i xDrive	330	07/12→10/18							
<b>BMW - 7 (E38) 03/94→11/01</b>									
<b>Bremssattel</b>									
725 tds	105	04/96→11/01	→		☐; 05/96→		24.3401-9977.5	240523	ATE - Halter
			→		☐; 05/96→		24.3401-9978.5	240524	ATE - Halter
728 i, iL	142	08/95→11/01	→		☐		24.3401-9977.5	240523	ATE - Halter
			→		☐; 01/96→		24.3401-9977.5	240523	ATE - Halter
			→		☐; 01/96→		24.3401-9978.5	240524	ATE - Halter
			→		☐		24.3401-9978.5	240524	ATE - Halter
730 d	135	08/98→04/00	→		☐; 09/98→		24.3401-9977.5	240523	ATE - Halter
			→		☐; 09/98→		24.3401-9978.5	240524	ATE - Halter
730 d	142	04/00→11/01	→		☐		24.3401-9977.5	240523	ATE - Halter
730 i, iL	155	10/94→11/01	→		☐				
730 i, iL	160	03/94→02/96	→		☐		24.3401-9978.5	240524	ATE - Halter
735 i, iL	173	03/96→08/98							
735 i, iL	175	09/98→07/01							
740 i, iL	210	03/94→02/96	←		☐		24.3601-1713.5	240355	ATE - Halter
			←		☐		24.3601-1714.5	240356	ATE - Halter
			→		☐		24.3401-9977.5	240523	ATE - Halter
			→		☐		24.3401-9978.5	240524	ATE - Halter
↓									

















	kw			 	! #		
<b>BMW - 7 (E38) 03/94→11/01</b>							
<b>Bremssattel</b>							
740 i, iL	210	02/96→07/01	←	☐		24.3601-1713.5	240355 ATE - Halter
			←	☐		24.3601-1714.5	240356 ATE - Halter
			→	☐; 09/96→		24.3401-9977.5	240523 ATE - Halter
			→	☐; 09/96→		24.3401-9978.5	240524 ATE - Halter
<b>Feder, Bremssattel</b>							
725 tds	105	04/96→11/01	→	05/96→	2	11.8116-0094.1	390504 ATE
728 i, iL	142	08/95→11/01	→		2	11.8116-0094.1	390504 ATE
			→	01/96→	2	11.8116-0094.1	390504 ATE
730 d	135	08/98→04/00	→	09/98→	2	11.8116-0094.1	390504 ATE
730 d	142	04/00→11/01	→		2	11.8116-0094.1	390504 ATE
730 i, iL	155	10/94→11/01					
730 i, iL	160	03/94→02/96					
735 i, iL	173	03/96→08/98					
735 i, iL	175	09/98→07/01					
740 d	180	05/99→11/01	←		2	11.8116-0133.1	390511 ATE
750 i, iL	240	11/94→07/01	→		2	11.8116-0094.1	390504 ATE
740 i, iL	210	03/94→02/96	←		2	11.8116-0290.2	390520 ATE
			→		2	11.8116-0094.1	390504 ATE
740 i, iL	210	02/96→07/01	←		2	11.8116-0290.2	390520 ATE
			→	09/96→	2	11.8116-0094.1	390504 ATE
<b>Führungshülzensatz, Bremssattel</b>							
725 tds	105	04/96→11/01	→	05/96→		11.0101-5402.2	260009 ATE
728 i, iL	142	08/95→11/01	→			11.0101-5402.2	260009 ATE
			→	01/96→		11.0101-5402.2	260009 ATE
730 d	135	08/98→04/00	→	09/98→		11.0101-5402.2	260009 ATE
730 d	142	04/00→11/01	→			11.0101-5402.2	260009 ATE
730 i, iL	155	10/94→11/01					
730 i, iL	160	03/94→02/96					
735 i, iL	173	03/96→08/98					
735 i, iL	175	09/98→07/01					
740 d	180	05/99→11/01	←			11.0101-6004.2	260014 ATE
750 i, iL	240	11/94→07/01	→			11.0101-5402.2	260009 ATE
740 i, iL	210	03/94→02/96	←			11.0101-5402.2	260009 ATE
			→			11.0101-5402.2	260009 ATE
740 i, iL	210	02/96→07/01	←			11.0101-5402.2	260009 ATE
			→	09/96→		11.0101-5402.2	260009 ATE
<b>Führungsbolzen, Bremssattel</b>							
725 tds	105	04/96→11/01	→	05/96→	2	11.8171-0008.1	990049 ATE
728 i, iL	142	08/95→11/01	→		2	11.8171-0008.1	990049 ATE
			→	01/96→	2	11.8171-0008.1	990049 ATE
730 d	135	08/98→04/00	→	09/98→	2	11.8171-0008.1	990049 ATE
730 d	142	04/00→11/01	→		2	11.8171-0008.1	990049 ATE
730 i, iL	155	10/94→11/01					
730 i, iL	160	03/94→02/96					
735 i, iL	173	03/96→08/98					
735 i, iL	175	09/98→07/01					
740 d	180	05/99→11/01	←		2	11.8171-0008.1	990049 ATE
740 i, iL	210	03/94→02/96	→		2	11.8171-0008.1	990049 ATE
750 i, iL	240	11/94→07/01	→		2	11.8171-0008.1	990049 ATE
740 i, iL	210	02/96→07/01	←		2	11.8171-0008.1	990049 ATE
			→	09/96→	2	11.8171-0008.1	990049 ATE
<b>Dichtungssatz, Bremssattel</b>							
725 tds	105	04/96→11/01	→	05/96→		11.0441-4003.2	250001 ATE
728 i, iL	142	08/95→11/01	→			11.0441-4003.2	250001 ATE
			→	01/96→		11.0441-4003.2	250001 ATE
730 d	135	08/98→04/00	→	09/98→		11.0441-4003.2	250001 ATE
730 d	142	04/00→11/01	→			11.0441-4003.2	250001 ATE
730 i, iL	155	10/94→11/01					
↓							

















	kW			 	! #		
<b>BMW - 7 (E38) 03/94→11/01</b>							
<b>Dichtungssatz, Bremsattel</b>							
730 i, iL 735 i, iL 735 i, iL 740 d 740 i, iL 750 i, iL	160 173 175 180 210 240	03/94→02/96 03/96→08/98 09/98→07/01 05/99→11/01 03/94→02/96 11/94→07/01	➔			11.0441-4003.2 250001	ATE
740 i, iL	210	02/96→07/01	➔	09/96→		11.0441-4003.2 250001	ATE
<b> Bremsschlauch</b>							
725 tds	105	04/96→11/01	←	am Bremsattel; 05/96→	2	24.5169-0355.3 331307	L= 355
			←	☐; 05/96→; + ASC		24.5201-0100.3 331512	L= 100
			←	☐; 05/96→; + ASC		24.5201-0101.3 331517	L= 100
			➔	am Bremsattel; 05/96→	2	24.5113-0283.3 331395	L= 283
			➔	☐; 05/96→		24.5201-0100.3 331512	L= 100
			➔	☐; 05/96→		24.5201-0101.3 331517	L= 100
728 i, iL	142	08/95→11/01	←	am Bremsattel; 01/96→	2	24.5169-0355.3 331307	L= 355
			←	am Bremsattel	2	24.5169-0355.3 331307	L= 355
			←	☐; + ASC		24.5201-0100.3 331512	L= 100
			←	☐; 01/96→; + ASC		24.5201-0100.3 331512	L= 100
			←	☐; 01/96→; + ASC		24.5201-0101.3 331517	L= 100
			←	☐; + ASC		24.5201-0101.3 331517	L= 100
			➔	am Bremsattel; 01/96→	2	24.5113-0283.3 331395	L= 283
			➔	am Bremsattel	2	24.5113-0283.3 331395	L= 283
			➔	☐; 01/96→		24.5201-0100.3 331512	L= 100
			➔	☐		24.5201-0100.3 331512	L= 100
			➔	☐; 01/96→		24.5201-0101.3 331517	L= 100
			➔	☐		24.5201-0101.3 331517	L= 100
730 d	135	08/98→04/00	←	am Bremsattel; 09/98→	2	24.5169-0355.3 331307	L= 355
			←	☐; 09/98→; + ASC		24.5201-0100.3 331512	L= 100
			←	☐; 09/98→; + ASC		24.5201-0101.3 331517	L= 100
			➔	am Bremsattel; 09/98→	2	24.5113-0283.3 331395	L= 283
			➔	☐; 09/98→		24.5201-0100.3 331512	L= 100
			➔	☐; 09/98→		24.5201-0101.3 331517	L= 100
730 d 730 i, iL 735 i, iL 735 i, iL 740 d 740 i, iL 750 i, iL	142 155 173 175 180 210 240	04/00→11/01 10/94→11/01 03/96→08/98 09/98→07/01 05/99→11/01 02/96→07/01 11/94→07/01	←	am Bremsattel	2	24.5169-0355.3 331307	L= 355
			←	☐; + ASC		24.5201-0100.3 331512	L= 100
			←	☐; + ASC		24.5201-0101.3 331517	L= 100
			➔	am Bremsattel	2	24.5113-0283.3 331395	L= 283
			➔	☐		24.5201-0100.3 331512	L= 100
			➔	☐		24.5201-0101.3 331517	L= 100
730 i, iL 740 i, iL	160 210	03/94→02/96 03/94→02/96	←	am Bremsattel	2	24.5169-0355.3 331307	L= 355
			←	☐; + ASC		24.5201-0100.3 331512	L= 100
			←	☐; + ASC		24.5201-0101.3 331517	L= 100
			←	☐; 05/94→; + ASC		24.5201-0101.3 331517	L= 100
			➔	am Bremsattel	2	24.5113-0283.3 331395	L= 283
			➔	☐		24.5201-0100.3 331512	L= 100
			➔	☐; 05/94→		24.5201-0101.3 331517	L= 100
			➔	☐		24.5201-0101.3 331517	L= 100
<b>BMW - 7 (E65, E66, E67) 07/01→12/09</b>							
<b> Bremsattel</b>							
730 d 730 i, Li 735 i, Li	150 170 200	09/02→08/03 03/03→07/08 11/01→02/05	←	☐		24.3606-9979.5 240575	ATE - Halter
			←	☐		24.3606-9980.5 240576	ATE - Halter
			➔	☐		24.3461-9981.5 240569	ATE - Halter
			➔	☐		24.3461-9982.5 240570	ATE - Halter
730 d	155	09/03→08/08	←	☐; → 02/05		24.3606-9979.5 240575	ATE - Halter
			←	☐; → 02/05		24.3606-9980.5 240576	ATE - Halter
↓							



















	kw			 	! #		
<b>BMW - 7 (E65, E66, E67) 07/01→12/09</b>							
<b>Bremssattel</b>							
730 d	155	09/03→08/08	→	☐; → 02/05		24.3461-9981.5 240569	ATE - Halter
			→	☐; → 02/05		24.3461-9982.5 240570	ATE - Halter
730 d	160	06/02→02/05	←	☐; 09/02→		24.3606-9979.5 240575	ATE - Halter
			←	☐; 09/02→		24.3606-9980.5 240576	ATE - Halter
			→	☐; 09/02→		24.3461-9981.5 240569	ATE - Halter
			→	☐; 09/02→		24.3461-9982.5 240570	ATE - Halter
730 i, Li	190	03/05→08/08	←	☐; 07/05→		24.3606-9979.5 240575	ATE - Halter
			←	☐; 07/05→		24.3606-9980.5 240576	ATE - Halter
			→	☐; 07/05→		24.3461-9981.5 240569	ATE - Halter
			→	☐; 07/05→		24.3461-9982.5 240570	ATE - Halter
730 Ld	170	07/05→08/08	←	☐		24.3606-9977.5 240573	ATE - Halter
740 d	190	10/02→02/05	←	☐		24.3606-9978.5 240574	ATE - Halter
740 i, Li	225	03/05→08/08	→	☐		24.3461-1703.5 240882	ATE - Halter
750 i, Li	270	03/05→08/08	→	☐		24.3461-1704.5 240883	ATE - Halter
745 d	220	03/05→08/05	→	☐		24.3461-1703.5 240882	ATE - Halter
745 d	242	07/05→07/08	→	☐		24.3461-1704.5 240883	ATE - Halter
745 i, Li	245	07/01→03/05	←	☐		24.3606-9977.5 240573	ATE - Halter
			←	☐		24.3606-9978.5 240574	ATE - Halter
			→	☐; 11/01→		24.3461-1703.5 240882	ATE - Halter
			→	☐; 11/01→		24.3461-1704.5 240883	ATE - Halter
760 i, Li	327	01/03→08/08	←	☐; 03/03→		24.3606-9977.5 240573	ATE - Halter
			←	☐; 03/03→		24.3606-9978.5 240574	ATE - Halter
			→	☐		24.3461-1703.5 240882	ATE - Halter
			→	☐		24.3461-1704.5 240883	ATE - Halter
<b>Feder, Bremssattel</b>							
730 d	150	09/02→08/03			2	11.8116-0315.2 390447	ATE
730 i, Li	170	03/03→07/08	→		2	11.8116-0296.1 390445	ATE
730 Ld	170	07/05→08/08	→				
735 i, Li	200	11/01→02/05					
740 d	190	10/02→02/05					
740 i, Li	225	03/05→08/08					
745 i, Li	245	07/01→03/05					
730 d	155	09/03→08/08		→ 02/05	2	11.8116-0315.2 390447	ATE
			→	→ 02/05	2	11.8116-0296.1 390445	ATE
730 d	160	06/02→02/05		09/02→	2	11.8116-0315.2 390447	ATE
			→	09/02→	2	11.8116-0296.1 390445	ATE
730 i, Li	190	03/05→08/08		07/05→	2	11.8116-0315.2 390447	ATE
			→	07/05→	2	11.8116-0296.1 390445	ATE
745 d	220	03/05→08/05			2	11.8116-0353.2 390585	ATE
745 d	242	07/05→07/08	→		2	11.8116-0296.1 390445	ATE
750 i, Li	270	03/05→08/08			2	11.8116-0315.2 390447	ATE
			→		2	11.8116-0353.2 390585	ATE
			→		2	11.8116-0296.1 390445	ATE
760 i, Li	327	01/03→08/08		03/03→	2	11.8116-0315.2 390447	ATE
			→	03/03→	2	11.8116-0353.2 390585	ATE
			→	03/03→	2	11.8116-0296.1 390445	ATE
<b>Führungshülzensatz, Bremssattel</b>							
730 d	150	09/02→08/03	←			11.0101-6006.2 260098	ATE
730 i, Li	170	03/03→07/08	→			11.0101-5402.2 260009	ATE
730 Ld	170	07/05→08/08	→				
735 i, Li	200	11/01→02/05					
740 d	190	10/02→02/05					
740 i, Li	225	03/05→08/08					
745 i, Li	245	07/01→03/05					
730 d	155	09/03→08/08	←	→ 02/05		11.0101-6006.2 260098	ATE
			→	→ 02/05		11.0101-5402.2 260009	ATE
730 d	160	06/02→02/05	←	09/02→		11.0101-6006.2 260098	ATE
			→	09/02→		11.0101-5402.2 260009	ATE
↓							

	kW					! #		
<b>BMW - 7 (E65, E66, E67) 07/01→12/09</b>								
<b>Führungshülzensatz, Bremsattel</b>								
730 i, Li	190	03/05→08/08	←	07/05→			11.0101-6006.2 260098	ATE
			→	07/05→			11.0101-5402.2 260009	ATE
745 d	220	03/05→08/05	←				11.0101-5706.2 260097	ATE
745 d	242	07/05→07/08	→				11.0101-5402.2 260009	ATE
750 i, Li	270	03/05→08/08	←				11.0101-5706.2 260097	ATE
			→				11.0101-6006.2 260098	ATE
			→				11.0101-5402.2 260009	ATE
760 i, Li	327	01/03→08/08	←	03/03→			11.0101-5706.2 260097	ATE
			→	03/03→			11.0101-6006.2 260098	ATE
			→	03/03→			11.0101-5402.2 260009	ATE
<b>Führungsbolzen, Bremsattel</b>								
730 d	150	09/02→08/03					11.8171-0067.1 250153	ATE
730 i, Li	170	03/03→07/08	→				11.8171-0008.1 990049	ATE
735 i, Li	200	11/01→02/05			2		11.8171-0008.1 990049	ATE
745 d	220	03/05→08/05						
745 d	242	07/05→07/08						
730 d	155	09/03→08/08		→ 02/05			11.8171-0067.1 250153	ATE
			→	→ 02/05	2		11.8171-0008.1 990049	ATE
730 d	160	06/02→02/05		09/02→			11.8171-0067.1 250153	ATE
			→	09/02→	2		11.8171-0008.1 990049	ATE
730 i, Li	190	03/05→08/08		07/05→			11.8171-0067.1 250153	ATE
			→	07/05→	2		11.8171-0008.1 990049	ATE
730 Ld	170	07/05→08/08			2		11.8171-0008.1 990049	ATE
740 d	190	10/02→02/05					11.8171-0067.1 250153	ATE
740 i, Li	225	03/05→08/08						
745 i, Li	245	07/01→03/05	→		2		11.8171-0008.1 990049	ATE
750 i, Li	270	03/05→08/08			2		11.8171-0008.1 990049	ATE
			→		2		11.8171-0067.1 250153	ATE
			→		2		11.8171-0008.1 990049	ATE
760 i, Li	327	01/03→08/08		03/03→	2		11.8171-0008.1 990049	ATE
			→	03/03→			11.8171-0067.1 250153	ATE
			→	03/03→	2		11.8171-0008.1 990049	ATE
<b>Dichtungssatz, Bremsattel</b>								
730 d	150	09/02→08/03	←				11.0441-6008.2 250038	ATE für Kolben-Ø [mm]: 60
730 i, Li	170	03/03→07/08						
730 Ld	170	07/05→08/08						
735 i, Li	200	11/01→02/05						
740 d	190	10/02→02/05						
740 i, Li	225	03/05→08/08						
745 i, Li	245	07/01→03/05						
750 i, Li	270	03/05→08/08						
730 d	155	09/03→08/08	←	→ 02/05			11.0441-6008.2 250038	ATE für Kolben-Ø [mm]: 60
730 d	160	06/02→02/05	←	09/02→			11.0441-6008.2 250038	ATE für Kolben-Ø [mm]: 60
730 i, Li	190	03/05→08/08	←	07/05→			11.0441-6008.2 250038	ATE für Kolben-Ø [mm]: 60
760 i, Li	327	01/03→08/08	←	03/03→			11.0441-6008.2 250038	ATE für Kolben-Ø [mm]: 60
<b>Bremsschlauch</b>								
730 d	150	09/02→08/03	←		2		24.5169-0555.3 331509	L= 555
730 d	155	09/03→08/08	→		2		24.5102-0304.3 331407	L= 304
730 i, Li	170	03/03→07/08	→					
730 Ld	170	07/05→08/08						
735 i, Li	200	11/01→02/05						
740 d	190	10/02→02/05						
740 i, Li	225	03/05→08/08						
745 d	220	03/05→08/05						
745 d	242	07/05→07/08						
745 i, Li	245	07/01→03/05						
750 i, Li	270	03/05→08/08						
730 d	160	06/02→02/05	←	09/02→	2		24.5169-0555.3 331509	L= 555
			→	09/02→	2		24.5102-0304.3 331407	L= 304
730 i, Li	190	03/05→08/08	←	07/05→	2		24.5169-0555.3 331509	L= 555
			→	07/05→	2		24.5102-0304.3 331407	L= 304
760 i, Li	327	01/03→08/08	←	03/03→	2		24.5169-0555.3 331509	L= 555
			→	03/03→	2		24.5102-0304.3 331407	L= 304

	kW			 	! #					
<b>BMW - 7 (F01, F02, F03, F04) 02/08→12/15</b>										
<b>Feder, Bremssattel</b>										
730 d	155	02/08→05/15		09/08→	2	11.8116-0007.2 390602	ATE			
			➔	09/08→	2	11.8116-0296.1 390445	ATE			
730 d	180	09/08→06/12			2	11.8116-0007.2 390602	ATE			
730 d	190	07/12→05/15			2	11.8116-0296.1 390445	ATE			
730 i, Li	190	09/09→06/15	➔							
740 d	225	09/09→06/12								
740 d	230	07/12→06/15								
740 d xDrive	225	09/10→12/12								
740 d xDrive	230	07/12→06/15								
740 i, Li	235	07/12→12/15								
740 i, Li	240	09/08→06/12								
740 i, Li xDrive	235	07/12→12/15								
ActiveHybrid 7	235	08/12→06/15								
ActiveHybrid 7	260	08/12→06/15								
730 d xDrive	155	11/11→05/15		06/12→				2	11.8116-0007.2 390602	ATE
730 d xDrive	190	11/11→05/15	➔	06/12→				2	11.8116-0296.1 390445	ATE
750 d xDrive	280	07/12→12/15			2	11.8116-0008.2 390603	ATE			
760 i, Li	400	09/09→12/15	➔		2	11.8116-0296.1 390445	ATE			
750 i, Li	300	09/08→06/12		nicht für Fahrzeuge mit verstärkter Bremse	2	11.8116-0007.2 390602	ATE			
				für Fahrzeuge mit verstärkter Bremse	2	11.8116-0008.2 390603	ATE			
			➔	12/08→	2	11.8116-0296.1 390445	ATE			
			➔	→ 11/08	2	11.8116-0296.1 390445	ATE			
750 i, Li	330	07/12→06/15		nicht für Fahrzeuge mit verstärkter Bremse	2	11.8116-0007.2 390602	ATE			
750 i, Li xDrive	300	09/09→06/12		für Fahrzeuge mit verstärkter Bremse	2	11.8116-0008.2 390603	ATE			
750 i, Li xDrive	330	07/12→06/15			2	11.8116-0296.1 390445	ATE			
ActiveHybrid 7	330	04/10→06/12								
ActiveHybrid 7	342	04/10→06/12	➔							
<b>Führungshülsensatz, Bremssattel</b>										
730 d	155	02/08→05/15	←	09/08→		11.0101-7003.2 260124	ATE			
730 d	180	09/08→06/12	←			11.0101-7003.2 260124	ATE			
730 d	190	07/12→05/15								
730 i, Li	190	09/09→06/15								
740 d	225	09/09→06/12								
740 d	230	07/12→06/15								
740 d xDrive	225	09/10→12/12								
740 d xDrive	230	07/12→06/15								
740 i, Li	235	07/12→12/15								
740 i, Li	240	09/08→06/12								
740 i, Li xDrive	235	07/12→12/15								
750 d xDrive	280	07/12→12/15								
750 i, Li	300	09/08→06/12								
750 i, Li	330	07/12→06/15								
750 i, Li xDrive	300	09/09→06/12								
750 i, Li xDrive	330	07/12→06/15								
760 i, Li	400	09/09→12/15								
ActiveHybrid 7	235	08/12→06/15								
ActiveHybrid 7	260	08/12→06/15								
ActiveHybrid 7	330	04/10→06/12								
ActiveHybrid 7	342	04/10→06/12								
730 d xDrive	155	11/11→05/15	←	06/12→		11.0101-7003.2 260124	ATE			
730 d xDrive	190	11/11→05/15								
<b>Führungsbolzen, Bremssattel</b>										
730 d	155	02/08→05/15		09/08→		11.8171-0096.1 250155	ATE			
			➔	09/08→	2	11.8171-0008.1 990049	ATE			
730 d	180	09/08→06/12			2	11.8171-0096.1 250155	ATE			
730 d	190	07/12→05/15								
730 i, Li	190	09/09→06/15	➔							
740 d	225	09/09→06/12								
740 d	230	07/12→06/15								
740 d xDrive	225	09/10→12/12								
740 d xDrive	230	07/12→06/15								
740 i, Li	235	07/12→12/15								
740 i, Li	240	09/08→06/12								
740 i, Li xDrive	235	07/12→12/15								
750 d xDrive	280	07/12→12/15								
750 i, Li	330	07/12→06/15								
750 i, Li xDrive	300	09/09→06/12								
750 i, Li xDrive	330	07/12→06/15								
760 i, Li	400	09/09→12/15								
ActiveHybrid 7	235	08/12→06/15								
ActiveHybrid 7	260	08/12→06/15								
ActiveHybrid 7	330	04/10→06/12								
ActiveHybrid 7	342	04/10→06/12								
↓										








	kW			 	! #		
<b>BMW - 7 (F01, F02, F03, F04) 02/08→12/15</b>							
<b>Führungsbolzen, Bremsattel</b>							
730 d xDrive	155	11/11→05/15		06/12→		11.8171-0096.1 250155	ATE
730 d xDrive	190	11/11→05/15	➡	06/12→	2	11.8171-0008.1 990049	ATE
750 i, Li	300	09/08→06/12				11.8171-0096.1 250155	ATE
			➡	→ 11/08	2	11.8171-0008.1 990049	ATE
			➡	12/08→	2	11.8171-0008.1 990049	ATE
<b>Dichtungssatz, Bremsattel</b>							
730 d	155	02/08→05/15	←	09/08→		11.0441-6008.2 250038	ATE für Kolben-Ø [mm]: 60
730 d	180	09/08→06/12	←			11.0441-6008.2 250038	ATE für Kolben-Ø [mm]: 60
730 d	190	07/12→05/15					
730 i, Li	190	09/09→06/15					
740 d	225	09/09→06/12					
740 d	230	07/12→06/15					
740 d xDrive	225	09/10→12/12					
740 d xDrive	230	07/12→06/15					
740 i, Li	235	07/12→12/15					
740 i, Li	240	09/08→06/12					
740 i, Li xDrive	235	07/12→12/15					
750 d xDrive	280	07/12→12/15					
750 i, Li	300	09/08→06/12					
750 i, Li	330	07/12→06/15					
750 i, Li xDrive	300	09/09→06/12					
750 i, Li xDrive	330	07/12→06/15					
760 i, Li	400	09/09→12/15					
ActiveHybrid 7	235	08/12→06/15					
ActiveHybrid 7	260	08/12→06/15					
ActiveHybrid 7	330	04/10→06/12					
ActiveHybrid 7	342	04/10→06/12					
730 d xDrive	155	11/11→05/15	←	06/12→		11.0441-6008.2 250038	ATE für Kolben-Ø [mm]: 60
730 d xDrive	190	11/11→05/15					
<b>Bremsschlauch</b>							
730 d	155	02/08→05/15	←	09/08→	2	24.5118-0688.3 331419	L= 718
730 d	180	09/08→06/12	←		2	24.5118-0688.3 331419	L= 718
730 d	190	07/12→05/15					
730 i, Li	190	09/09→06/15					
740 d	225	09/09→06/12					
740 d	230	07/12→06/15					
740 d xDrive	225	09/10→12/12					
740 d xDrive	230	07/12→06/15					
740 i, Li	235	07/12→12/15					
740 i, Li	240	09/08→06/12					
740 i, Li xDrive	235	07/12→12/15					
750 d xDrive	280	07/12→12/15					
750 i, Li	300	09/08→06/12					
750 i, Li	330	07/12→06/15					
750 i, Li xDrive	300	09/09→06/12					
750 i, Li xDrive	330	07/12→06/15					
760 i, Li	400	09/09→12/15					
ActiveHybrid 7	235	08/12→06/15					
ActiveHybrid 7	260	08/12→06/15					
ActiveHybrid 7	330	04/10→06/12					
ActiveHybrid 7	342	04/10→06/12					
730 d xDrive	155	11/11→05/15	←	06/12→	2	24.5118-0688.3 331419	L= 718
730 d xDrive	190	11/11→05/15					
<b>BMW - 8 (E31) 01/90→12/99</b>							
<b>Feder, Bremsattel</b>							
840 Ci	210	03/96→06/99	➡		2	11.8116-0094.1 390504	ATE
840 i	210	03/93→02/96	←	→ 02/94	2	11.8116-0197.1 390523	ATE
			➡		2	11.8116-0094.1 390504	ATE
850 Ci	240	09/94→12/99	←		2	11.8116-0197.1 390523	ATE
			➡		2	11.8116-0094.1 390504	ATE
850 CSi	280	11/92→12/96	➡	→ 10/96	2	11.8116-0296.1 390445	ATE
<b>Führungshülzensatz, Bremsattel</b>							
840 Ci	210	03/96→06/99	➡			11.0101-5402.2 260009	ATE
840 i	210	03/93→02/96	←	→ 02/94		11.0101-5402.2 260009	ATE
			➡			11.0101-5402.2 260009	ATE
850 Ci	240	09/94→12/99	←			11.0101-5402.2 260009	ATE
			➡			11.0101-5402.2 260009	ATE
↓							

	kw			 	! #		
<b>BMW - 8 (E31) 01/90→12/99</b>							
<b>Führungshülzensatz, Bremsattel</b>							
850 CSI	280	11/92→12/96	➡	→ 10/96		11.0101-5402.2 260009	ATE
<b>Führungsbolzen, Bremsattel</b>							
840 Ci	210	03/96→06/99	➡		2	11.8171-0008.1 990049	ATE
840 i	210	03/93→02/96	⬅	→ 02/94	2	11.8171-0008.1 990049	ATE
			➡		2	11.8171-0008.1 990049	ATE
850 Ci	240	09/94→12/99	⬅		2	11.8171-0008.1 990049	ATE
			➡		2	11.8171-0008.1 990049	ATE
<b>Dichtungssatz, Bremsattel</b>							
840 Ci	210	03/96→06/99	➡			11.0441-4002.2 250011	ATE
840 i	210	03/93→02/96	⬅	→ 02/94		11.0441-6003.2 250037	
			➡			11.0441-4002.2 250011	ATE
850 Ci	240	09/94→12/99	⬅			11.0441-6003.2 250037	
			➡			11.0441-4002.2 250011	ATE
850 CSI	280	11/92→12/96	➡	→ 10/96		11.0441-4002.2 250011	ATE
<b> Bremserschlauch</b>							
840 Ci	210	03/96→06/99	⬅		2	24.5113-0423.3 331396	L= 420
840 i	210	03/93→02/96	⬅	☐; + ASC		24.5201-0100.3 331512	L= 100
850 Ci	240	09/94→12/99	⬅	☐; + ASC		24.5201-0101.3 331517	L= 100
			➡	am Bremsattel	2	24.5170-0201.3 331450	L= 201
			➡	☐; + ASC		24.5201-0100.3 331512	L= 100
			➡	☐; + ASC		24.5201-0101.3 331517	L= 100
850 CSI	280	11/92→12/96	⬅	→ 10/96	2	24.5113-0423.3 331396	L= 420
			⬅	☐; → 10/96; + ASC		24.5201-0100.3 331512	L= 100
			⬅	☐; → 10/96; + ASC		24.5201-0101.3 331517	L= 100
<b>BMW - X1 (E84) 03/09→06/15</b>							
<b> Bremsattel</b>							
sDrive 16 d xDrive 25 d	85 160	04/12→06/15 10/09→06/15	⬅	☐; 07/12→		24.3571-9753.5 241092	ATE - Halter
			⬅	☐; 07/12→		24.3571-9754.5 241093	ATE - Halter
			➡	☐; 07/12→		24.3421-9911.5 240948	ATE - Halter
			➡	☐; 07/12→		24.3421-9912.5 240949	ATE - Halter
sDrive 16 i sDrive 18 d sDrive 18 i sDrive 18 i sDrive 20 d sDrive 20 d sDrive 20 d sDrive 20 i xDrive 18 d xDrive 20 d xDrive 20 d xDrive 20 d xDrive 20 i xDrive 25 i	105 105 100 110 120 130 135 135 105 120 135 135 120 135 135 160	03/13→06/15 12/09→06/15 03/10→06/15 03/10→06/15 03/10→06/15 10/09→06/15 07/12→06/15 09/11→06/15 10/09→06/15 03/10→06/15 07/12→06/15 09/11→06/15 03/10→08/11	⬅	☐		24.3571-9753.5 241092	ATE - Halter
			⬅	☐		24.3571-9754.5 241093	ATE - Halter
			➡	☐		24.3421-9911.5 240948	ATE - Halter
			➡	☐		24.3421-9912.5 240949	ATE - Halter
			⬅	☐; 10/09→		24.3571-9753.5 241092	ATE - Halter
			⬅	☐; 10/09→		24.3571-9754.5 241093	ATE - Halter
			➡	☐; 10/09→		24.3421-9911.5 240948	ATE - Halter
			➡	☐; 10/09→		24.3421-9912.5 240949	ATE - Halter
			⬅	☐		24.3571-9753.5 241092	ATE - Halter
			⬅	☐		24.3571-9754.5 241093	ATE - Halter
xDrive 20 d	130	09/09→06/12	⬅	☐; 10/09→		24.3421-9911.5 240948	ATE - Halter
			⬅	☐		24.3421-9912.5 240949	ATE - Halter
			➡	☐		24.3571-9753.5 241092	ATE - Halter
			➡	☐		24.3571-9754.5 241093	ATE - Halter
xDrive 23 d xDrive 28 i	150 180	10/09→06/15 03/11→06/15	⬅	☐; 03/12→		24.3571-9753.5 241092	ATE - Halter
			⬅	☐; 03/12→		24.3571-9754.5 241093	ATE - Halter
			➡	☐		24.3421-9911.5 240948	ATE - Halter
			➡	☐		24.3421-9912.5 240949	ATE - Halter
↓							











	kW			 	! #		
<b>BMW - X1 (E84) 03/09→06/15</b>							
<b>Bremssattel</b>							
xDrive 28 i	190	09/09→08/11	➔	☐		24.3441-9957.5 240671	ATE - Halter
			➔	☐		24.3441-9958.5 240672	ATE - Halter
<b>Halter, Bremssattel</b>							
sDrive 16 d	85	04/12→06/15	➔	07/12→	2	11.8170-0755.1 260119	ATE
xDrive 25 d	160	10/09→06/15					
sDrive 16 i	105	03/13→06/15	➔		2	11.8170-0755.1 260119	ATE
sDrive 18 d	105	12/09→06/15					
sDrive 18 i	100	03/10→06/15					
sDrive 18 i	110	03/10→06/15					
sDrive 20 d	120	03/10→06/15					
sDrive 20 d	130	10/09→06/15					
sDrive 20 d	135	07/12→06/15					
sDrive 20 i	135	09/11→06/15					
xDrive 18 d	105	10/09→06/15					
xDrive 20 d	120	03/10→06/15					
xDrive 20 d	130	09/09→06/12					
xDrive 20 d	135	07/12→06/15					
xDrive 20 i	135	09/11→06/15					
xDrive 23 d	150	10/09→06/15					
xDrive 25 i	160	03/10→08/11					
xDrive 28 i	180	03/11→06/15					
sDrive 18 d	100	03/09→06/15	➔	10/09→	2	11.8170-0755.1 260119	ATE
xDrive 18 d	100	03/09→06/15					
<b>Feder, Bremssattel</b>							
sDrive 16 d	85	04/12→06/15		07/12→	2	11.8116-0137.1 390612	ATE
xDrive 25 d	160	10/09→06/15	➔	07/12→	2	11.8116-0066.1 390577	ATE
sDrive 16 i	105	03/13→06/15			2	11.8116-0137.1 390612	ATE
sDrive 18 d	105	12/09→06/15					
sDrive 18 i	100	03/10→06/15	➔		2	11.8116-0066.1 390577	ATE
sDrive 18 i	110	03/10→06/15					
sDrive 20 d	120	03/10→06/15					
sDrive 20 d	130	10/09→06/15					
sDrive 20 d	135	07/12→06/15					
sDrive 20 i	135	09/11→06/15					
xDrive 18 d	105	10/09→06/15					
xDrive 20 d	120	03/10→06/15					
xDrive 20 d	130	09/09→06/12					
xDrive 20 d	135	07/12→06/15					
xDrive 20 i	135	09/11→06/15					
xDrive 25 i	160	03/10→08/11					
sDrive 18 d	100	03/09→06/15		10/09→	2	11.8116-0137.1 390612	ATE
xDrive 18 d	100	03/09→06/15	➔	10/09→	2	11.8116-0066.1 390577	ATE
xDrive 23 d	150	10/09→06/15		→ 02/12	2	11.8116-0137.1 390612	ATE
				03/12→	2	11.8116-0137.1 390612	ATE
			➔		2	11.8116-0066.1 390577	ATE
xDrive 28 i	180	03/11→06/15		03/12→	2	11.8116-0137.1 390612	ATE
			➔		2	11.8116-0066.1 390577	ATE
xDrive 28 i	190	09/09→08/11			2	11.8116-0315.2 390447	ATE
			➔		2	11.8116-0296.1 390445	ATE
<b>Führungshülzensatz, Bremssattel</b>							
sDrive 16 d	85	04/12→06/15	←	07/12→		11.0101-5402.2 260009	ATE
xDrive 25 d	160	10/09→06/15	➔	07/12→		11.0101-5402.2 260009	ATE
sDrive 16 i	105	03/13→06/15	←			11.0101-5402.2 260009	ATE
sDrive 18 d	105	12/09→06/15					
sDrive 18 i	100	03/10→06/15	➔			11.0101-5402.2 260009	ATE
sDrive 18 i	110	03/10→06/15					
sDrive 20 d	120	03/10→06/15					
sDrive 20 d	130	10/09→06/15					
sDrive 20 d	135	07/12→06/15					
sDrive 20 i	135	09/11→06/15					
xDrive 18 d	105	10/09→06/15					
xDrive 20 d	120	03/10→06/15					
xDrive 20 d	130	09/09→06/12					
xDrive 20 d	135	07/12→06/15					
xDrive 20 i	135	09/11→06/15					
xDrive 25 i	160	03/10→08/11					
sDrive 18 d	100	03/09→06/15	←	10/09→		11.0101-5402.2 260009	ATE
xDrive 18 d	100	03/09→06/15	➔	10/09→		11.0101-5402.2 260009	ATE
xDrive 23 d	150	10/09→06/15	←	→ 02/12		11.0101-5402.2 260009	ATE
xDrive 28 i	180	03/11→06/15					
↓							





























	kW			 	! #		
<b>BMW - X1 (E84) 03/09→06/15</b>							
<b>Führungshülzensatz, Bremsattel</b>							
xDrive 23 d	150	10/09→06/15	←	03/12→		11.0101-5402.2 260009	ATE
xDrive 28 i	180	03/11→06/15	→			11.0101-5402.2 260009	ATE
xDrive 28 i	190	09/09→08/11	←			11.0101-6006.2 260098	ATE
			→			11.0101-5402.2 260009	ATE
<b>Führungsbolzen, Bremsattel</b>							
sDrive 16 d	85	04/12→06/15		07/12→	2	11.8171-0008.1 990049	ATE
xDrive 25 d	160	10/09→06/15					
sDrive 16 i	105	03/13→06/15			2	11.8171-0008.1 990049	ATE
sDrive 18 d	105	12/09→06/15					
sDrive 18 i	100	03/10→06/15					
sDrive 18 i	110	03/10→06/15					
sDrive 20 d	120	03/10→06/15					
sDrive 20 d	130	10/09→06/15					
sDrive 20 d	135	07/12→06/15					
sDrive 20 i	135	09/11→06/15					
xDrive 18 d	105	10/09→06/15					
xDrive 20 d	120	03/10→06/15					
xDrive 20 d	130	09/09→06/12					
xDrive 20 d	135	07/12→06/15					
xDrive 20 i	135	09/11→06/15					
xDrive 25 i	160	03/10→08/11					
sDrive 18 d	100	03/09→06/15		10/09→	2	11.8171-0008.1 990049	ATE
xDrive 18 d	100	03/09→06/15					
xDrive 23 d	150	10/09→06/15		→ 02/12	2	11.8171-0008.1 990049	ATE
xDrive 28 i	180	03/11→06/15		03/12→	2	11.8171-0008.1 990049	ATE
					2	11.8171-0008.1 990049	ATE
xDrive 28 i	190	09/09→08/11			2	11.8171-0008.1 990049	ATE
						11.8171-0067.1 250153	ATE
			→		2	11.8171-0008.1 990049	ATE
<b>Bremsschlauch</b>							
sDrive 16 d	85	04/12→06/15	←	07/12→	2	24.5125-0555.3 331348	L= 555
			→	am Bremsattel; 07/12→	2	24.5125-0230.3 331277	L= 230
						24.5137-0221.3 331302	L= 221
			→	07/12→	2	83.7850-0180.3 331054	L= 180
sDrive 16 i	105	03/13→06/15	←		2	24.5125-0555.3 331348	L= 555
sDrive 18 d	105	12/09→06/15					
sDrive 18 i	100	03/10→06/15	→	am Bremsattel	2	24.5125-0230.3 331277	L= 230
sDrive 18 i	110	03/10→06/15				24.5137-0221.3 331302	L= 221
sDrive 20 d	120	03/10→06/15					
sDrive 20 d	130	10/09→06/15	→		2	83.7850-0180.3 331054	L= 180
sDrive 20 d	135	07/12→06/15					
sDrive 20 i	135	09/11→06/15					
sDrive 18 d	100	03/09→06/15	←	10/09→	2	24.5125-0555.3 331348	L= 555
			→	am Bremsattel; 10/09→	2	24.5125-0230.3 331277	L= 230
						24.5137-0221.3 331302	L= 221
			→	10/09→	2	83.7850-0180.3 331054	L= 180
xDrive 18 d	100	03/09→06/15	←	10/09→	2	24.5169-0475.3 331497	L= 475
			→	am Bremsattel; 10/09→	2	24.5125-0230.3 331277	L= 230
						24.5137-0221.3 331302	L= 221
			→	10/09→	2	83.7850-0180.3 331054	L= 180
xDrive 18 d	105	10/09→06/15	←		2	24.5169-0475.3 331497	L= 475
xDrive 20 d	120	03/10→06/15					
xDrive 20 d	130	09/09→06/12	→	am Bremsattel	2	24.5125-0230.3 331277	L= 230
xDrive 20 d	135	07/12→06/15				24.5137-0221.3 331302	L= 221
xDrive 20 i	135	09/11→06/15					
xDrive 23 d	150	10/09→06/15	→		2	83.7850-0180.3 331054	L= 180
xDrive 25 i	160	03/10→08/11					
xDrive 28 i	180	03/11→06/15					
xDrive 28 i	190	09/09→08/11					
xDrive 25 d	160	10/09→06/15	←	07/12→	2	24.5169-0475.3 331497	L= 475
			→	am Bremsattel; 07/12→	2	24.5125-0230.3 331277	L= 230
						24.5137-0221.3 331302	L= 221
			→	07/12→	2	83.7850-0180.3 331054	L= 180

















	kW			 	! #		
<b>BMW - X1 (F48) 11/14→</b>							
 <b>Bremsschlauch</b>							
sDrive 16 d	85	11/14→	➔	09/15→	2	24.5169-0455.3 331591	L= 455
sDrive 18 d	100	07/15→					
xDrive 18 d	100	11/14→					
xDrive 18 d	110	11/14→					
xDrive 20 i	141	07/15→					
xDrive 25 d	170	11/14→					
xDrive 25 i	170	07/15→					
sDrive 18 d	110	07/15→	➔		2	24.5169-0455.3 331591	L= 455
sDrive 18 i	100	11/15→02/18					
sDrive 18 i	103	07/17→					
sDrive 20 d	120	11/15→					
sDrive 20 d	140	11/15→					
sDrive 20 i	131	11/20→					
sDrive 20 i	141	07/15→					
xDrive 20 d	140	07/15→					
xDrive 20 i	131	11/20→					
xDrive 25 e Plug-in-Hybrid	92	03/20→					
xDrive 25 e Plug-in-Hybrid	162	03/20→					
xDrive 20 d	120	07/15→	➔	11/15→	2	24.5169-0455.3 331591	L= 455
<b>BMW - X2 (F39) 11/17→</b>							
 <b>Bremsschlauch</b>							
M35 i	225	11/18→	➔		2	24.5169-0455.3 331591	L= 455
sDrive 16 d	85	11/18→					
sDrive 18 d	100	03/18→					
sDrive 18 d	110	03/18→					
sDrive 18 i	100	03/18→					
sDrive 18 i	103	03/18→					
sDrive 20 d	120	11/18→					
sDrive 20 d	140	11/18→					
sDrive 20 i	131	11/20→					
sDrive 20 i	141	11/17→					
xDrive 18 d	100	03/18→					
xDrive 18 d	110	03/18→					
xDrive 20 d	120	11/17→					
xDrive 20 d	140	11/17→					
xDrive 20 i	131	11/20→					
xDrive 20 i	141	03/18→10/20					
xDrive 25 d	170	11/17→					
xDrive 25 e Plug-in-Hybrid	92	03/20→					
xDrive 25 e Plug-in-Hybrid	162	03/20→					
<b>BMW - X3 (E83) 01/03→12/11</b>							
 <b>Bremssattel</b>							
2.0 d	110	09/04→08/07	←	☐		24.3571-1733.5 240349	ATE - Halter
2.0 i	110	07/05→08/08	←	☐		24.3571-1734.5 240350	ATE - Halter
2.0 sd	130	09/07→08/08	←	☐			
2.5 i	141	03/04→07/06	➔	☐		24.3421-1705.5 240353	ATE - Halter
2.5 si	160	08/06→08/08	➔	☐			
2.5 si xDrive	155	08/06→08/08	➔	☐		24.3421-1706.5 240354	ATE - Halter
3.0 d	150	01/04→08/05					
3.0 d	155	09/05→08/08					
3.0 d	160	09/05→08/08					
3.0 i xDrive	170	09/03→07/06					
3.0 si	200	08/06→08/08					
xDrive 20 d	120	09/08→08/10					
xDrive 20 d	130	09/08→08/10					
xDrive 25 i	160	09/08→08/10					
xDrive 30 d	155	09/08→08/10					
xDrive 30 d	160	09/08→08/10					
xDrive 30 i	200	09/08→08/10					
3.0 sd	210	09/06→08/08	←	☐		24.3601-1713.5 240355	ATE - Halter
			←	☐		24.3601-1714.5 240356	ATE - Halter
			➔	☐		24.3421-1705.5 240353	ATE - Halter
			➔	☐		24.3421-1706.5 240354	ATE - Halter
xDrive 18 d	100	04/09→12/11	←	☐; → 08/10		24.3571-1733.5 240349	ATE - Halter
xDrive 18 d	105	09/08→12/11	←	☐; → 08/10		24.3571-1734.5 240350	ATE - Halter
xDrive 20 i	110	09/08→08/11	➔	☐; → 08/10		24.3421-1705.5 240353	ATE - Halter
			➔	☐; → 08/10		24.3421-1706.5 240354	ATE - Halter
xDrive 35 d	210	09/08→08/11	←	☐; → 08/10		24.3601-1713.5 240355	ATE - Halter
↓							

	kW			 	! #		
<b>BMW - X3 (E83) 01/03→12/11</b>							
<b>Bremssattel</b>							
xDrive 35 d	210	09/08→08/11	←	☐; → 08/10		24.3601-1714.5 240356	ATE - Halter
			→	☐; → 08/10		24.3421-1705.5 240353	ATE - Halter
			→	☐; → 08/10		24.3421-1706.5 240354	ATE - Halter
<b>Halter, Bremssattel</b>							
3.0 sd	210	09/06→08/08	←		2	11.8170-0530.1 260115	ATE
xDrive 35 d	210	09/08→08/11	←	→ 08/10	2	11.8170-0530.1 260115	ATE
<b>Feder, Bremssattel</b>							
2.0 d	110	09/04→08/07	←		2	11.8116-0273.1 390515	ATE
2.0 i	110	07/05→08/08	→				
2.0 sd	130	09/07→08/08	→		2	11.8116-0296.1 390445	ATE
2.5 i	141	03/04→07/06					
2.5 si	160	08/06→08/08					
2.5 si xDrive	155	08/06→08/08					
3.0 d	150	01/04→08/05					
3.0 d	155	09/05→08/08					
3.0 d	160	09/05→08/08					
3.0 i xDrive	170	09/03→07/06					
3.0 si	200	08/06→08/08					
xDrive 20 d	120	09/08→08/10					
xDrive 20 d	130	09/08→08/10					
xDrive 25 i	160	09/08→08/10					
xDrive 30 d	155	09/08→08/10					
xDrive 30 d	160	09/08→08/10					
xDrive 30 i	200	09/08→08/10					
3.0 sd	210	09/06→08/08	←		2	11.8116-0290.2 390520	ATE
			→		2	11.8116-0296.1 390445	ATE
xDrive 18 d	100	04/09→12/11	←	→ 08/10	2	11.8116-0273.1 390515	ATE
xDrive 18 d	105	09/08→12/11	→	→ 08/10	2	11.8116-0296.1 390445	ATE
xDrive 20 i	110	09/08→08/11	→	→ 08/10	2	11.8116-0296.1 390445	ATE
xDrive 35 d	210	09/08→08/11	←	→ 08/10	2	11.8116-0290.2 390520	ATE
			→	→ 08/10	2	11.8116-0296.1 390445	ATE
<b>Führungshülzensatz, Bremssattel</b>							
2.0 d	110	09/04→08/07	←			11.0101-5402.2 260009	ATE
2.0 i	110	07/05→08/08	→			11.0101-5402.2 260009	ATE
2.0 sd	130	09/07→08/08	→				
2.5 i	141	03/04→07/06					
2.5 si	160	08/06→08/08					
2.5 si xDrive	155	08/06→08/08					
3.0 d	150	01/04→08/05					
3.0 d	155	09/05→08/08					
3.0 d	160	09/05→08/08					
3.0 i xDrive	170	09/03→07/06					
3.0 sd	210	09/06→08/08					
3.0 si	200	08/06→08/08					
xDrive 20 d	120	09/08→08/10					
xDrive 20 d	130	09/08→08/10					
xDrive 25 i	160	09/08→08/10					
xDrive 30 d	155	09/08→08/10					
xDrive 30 d	160	09/08→08/10					
xDrive 30 i	200	09/08→08/10					
xDrive 18 d	100	04/09→12/11	←	→ 08/10		11.0101-5402.2 260009	ATE
xDrive 18 d	105	09/08→12/11	→	→ 08/10		11.0101-5402.2 260009	ATE
xDrive 20 i	110	09/08→08/11	→	→ 08/10		11.0101-5402.2 260009	ATE
xDrive 35 d	210	09/08→08/11					
<b>Führungsbolzen, Bremssattel</b>							
2.0 d	110	09/04→08/07	←		2	11.8171-0008.1 990049	ATE
2.0 i	110	07/05→08/08	→		2	11.8171-0008.1 990049	ATE
2.0 sd	130	09/07→08/08	→				
2.5 i	141	03/04→07/06					
2.5 si	160	08/06→08/08					
2.5 si xDrive	155	08/06→08/08					
3.0 d	150	01/04→08/05					
3.0 d	155	09/05→08/08					
3.0 d	160	09/05→08/08					
3.0 i xDrive	170	09/03→07/06					
3.0 sd	210	09/06→08/08					
3.0 si	200	08/06→08/08					
xDrive 20 d	120	09/08→08/10					
xDrive 20 d	130	09/08→08/10					
xDrive 25 i	160	09/08→08/10					
xDrive 30 d	155	09/08→08/10					
xDrive 30 d	160	09/08→08/10					
xDrive 30 i	200	09/08→08/10					
↓							








	kW					! #			
<b>BMW - X3 (E83) 01/03→12/11</b>									
<b>Führungsbolzen, Bremsattel</b>									
xDrive 18 d	100	04/09→12/11	←	→ 08/10		2	11.8171-0008.1	990049	ATE
xDrive 18 d	105	09/08→12/11							
xDrive 20 i	110	09/08→08/11	→	→ 08/10		2	11.8171-0008.1	990049	ATE
xDrive 35 d	210	09/08→08/11							
<b>Dichtungssatz, Bremsattel</b>									
3.0 sd	210	09/06→08/08	←				11.0441-6007.2	250146	ATE
xDrive 35 d	210	09/08→08/11	←	→ 08/10			11.0441-6007.2	250146	ATE
<b>Bremsschlauch</b>									
2.0 d	110	09/04→08/07	←			2	83.7751-0520.3	331052	L= 520
2.0 i	110	07/05→08/08							
2.0 sd	130	09/07→08/08	→			2	83.7750-0513.3	331051	L= 513
2.5 i	141	03/04→07/06							
2.5 si	160	08/06→08/08							
2.5 si xDrive	155	08/06→08/08							
3.0 d	150	01/04→08/05							
3.0 d	155	09/05→08/08							
3.0 d	160	09/05→08/08							
3.0 i xDrive	170	09/03→07/06							
3.0 si	200	08/06→08/08							
xDrive 20 d	120	09/08→08/10							
xDrive 20 d	130	09/08→08/10							
xDrive 25 i	160	09/08→08/10							
xDrive 30 d	155	09/08→08/10							
xDrive 30 d	160	09/08→08/10							
xDrive 30 i	200	09/08→08/10							
3.0 sd	210	09/06→08/08	←			2	83.7751-0553.3	331103	L= 550
			→			2	83.7750-0513.3	331051	L= 513
xDrive 18 d	100	04/09→12/11	←	→ 08/10		2	83.7751-0520.3	331052	L= 520
xDrive 18 d	105	09/08→12/11							
xDrive 20 i	110	09/08→08/11	→	→ 08/10		2	83.7750-0513.3	331051	L= 513
xDrive 35 d	210	09/08→08/11	←	→ 08/10		2	83.7751-0553.3	331103	L= 550
			→	→ 08/10		2	83.7750-0513.3	331051	L= 513
<b>BMW - X3 (F25) 09/10→08/17</b>									
<b>Bremssattel</b>									
sDrive 18 d	100	10/12→03/14	→				24.6242-1703.5	240794	TRW + EMot / - Halter + FSB
sDrive 18 d	105	10/12→03/14							
sDrive 18 d	110	04/14→08/17	→				24.6242-1704.5	240795	TRW + EMot / - Halter + FSB
sDrive 20 i	125	04/14→08/17							
sDrive 20 i	135	04/14→08/17							
xDrive 20 d	120	09/10→03/14							
xDrive 20 d	135	09/10→03/14							
xDrive 20 d	140	04/14→08/17							
xDrive 20 i	135	10/11→08/17							
xDrive 28 i	180	04/12→08/17							
xDrive 28 i	190	01/11→10/12							
xDrive 30 d	155	04/11→08/17							
xDrive 30 d	183	06/11→08/17							
xDrive 30 d	190	04/11→08/17							
xDrive 30 d	204	06/16→08/17							
xDrive 30 d	210	04/11→05/16							
xDrive 35 d	230	10/11→08/17							
xDrive 35 i	225	09/10→08/17							
<b>Bremsschlauch</b>									
sDrive 18 d	100	10/12→03/14	←			2	24.5134-0689.3	331558	L= 690
sDrive 18 d	105	10/12→03/14							
sDrive 18 d	110	04/14→08/17	→			2	24.5169-0276.3	331560	L= 275
sDrive 20 i	125	04/14→08/17							
sDrive 20 i	135	04/14→08/17							
xDrive 20 d	120	09/10→03/14							
xDrive 20 d	135	09/10→03/14							
xDrive 20 d	140	04/14→08/17							
xDrive 20 i	135	10/11→08/17							
xDrive 28 i	180	04/12→08/17							
xDrive 28 i	190	01/11→10/12							
xDrive 30 d	155	04/11→08/17							
xDrive 30 d	183	06/11→08/17							
xDrive 30 d	190	04/11→08/17							
xDrive 30 d	204	06/16→08/17							
xDrive 30 d	210	04/11→05/16							
xDrive 35 d	230	10/11→08/17							
xDrive 35 i	225	09/10→08/17							

	kw			 	! #			
<b>BMW - X4 (F26) 05/13→03/18</b>								
 <b>Bremssattel</b>								
M 40 i	265	12/15→03/18	→	☐		24.6242-1703.5	240794	TRW + EMot / - Halter + FSB
xDrive 20 d	120	04/14→03/18	→	☐		24.6242-1704.5	240795	TRW + EMot / - Halter + FSB
xDrive 20 d	140	04/14→03/18	→	☐				
xDrive 20 i	135	04/14→03/18						
xDrive 28 i	180	04/14→03/18						
xDrive 30 d	155	04/14→03/18						
xDrive 30 d	183	04/15→03/18						
xDrive 30 d	190	04/14→03/18						
xDrive 30 d	204	04/14→03/18						
xDrive 30 d	210	04/14→03/18						
xDrive 35 d	230	04/14→03/18						
xDrive 35 i	225	04/14→03/18						
 <b>Bremsschlauch</b>								
M 40 i	265	12/15→03/18	←		2	24.5134-0689.3	331558	L= 690
xDrive 20 d	120	04/14→03/18	←					
xDrive 20 d	140	04/14→03/18	→		2	24.5169-0276.3	331560	L= 275
xDrive 20 i	135	04/14→03/18						
xDrive 28 i	180	04/14→03/18						
xDrive 30 d	155	04/14→03/18						
xDrive 30 d	183	04/15→03/18						
xDrive 30 d	190	04/14→03/18						
xDrive 30 d	204	04/14→03/18						
xDrive 30 d	210	04/14→03/18						
xDrive 35 d	230	04/14→03/18						
xDrive 35 i	225	04/14→03/18						
<b>BMW - X5 (E53) 01/00→12/06</b>								
 <b>Bremssattel</b>								
3.0 d	135	04/01→09/03	←	☐		24.3601-1713.5	240355	ATE - Halter
4.4 i	210	01/00→09/03	←	☐		24.3601-1714.5	240356	ATE - Halter
			→	☐		24.3421-9963.5	240669	ATE - Halter
			→	☐		24.3421-9964.5	240670	ATE - Halter
3.0 d	155	10/03→09/06	←	☐; → 10/05		24.3601-1713.5	240355	ATE - Halter
3.0 d	160	10/03→09/06	←	☐; 11/05→		24.3601-1713.5	240355	ATE - Halter
3.0 i	170	04/00→10/06	←	☐; 11/05→		24.3601-1714.5	240356	ATE - Halter
			←	☐; → 10/05		24.3601-1714.5	240356	ATE - Halter
			→	☐		24.3421-9963.5	240669	ATE - Halter
			→	☐		24.3421-9964.5	240670	ATE - Halter
4.4 i	235	10/03→10/06	←	☐; 11/05→; nicht für Sonderfahrzeuge		24.3601-1713.5	240355	ATE - Halter
			←	☐; → 10/05; nicht für Sonderfahrzeuge		24.3601-1713.5	240355	ATE - Halter
			←	☐; 11/05→; nicht für Sonderfahrzeuge		24.3601-1714.5	240356	ATE - Halter
			←	☐; → 10/05; nicht für Sonderfahrzeuge		24.3601-1714.5	240356	ATE - Halter
			→	☐		24.3421-9937.5	240563	- Halter
			→	☐		24.3421-9938.5	240564	- Halter
4.6 is	255	10/01→09/03	→	☐		24.3421-9937.5	240563	- Halter
4.8 is	265	04/04→09/06	→	☐		24.3421-9938.5	240564	- Halter
<b>Halter, Bremssattel</b>								
3.0 d	135	04/01→09/03	←			11.8170-0530.1	260115	ATE
4.4 i	210	01/00→09/03	←			11.8170-0530.1	260115	ATE
3.0 d	155	10/03→09/06	←	11/05→		11.8170-0530.1	260115	ATE
3.0 d	160	10/03→09/06	←	→ 10/05		11.8170-0530.1	260115	ATE
3.0 i	170	04/00→10/06	←			11.8170-0530.1	260115	ATE
4.4 i	235	10/03→10/06	←	11/05→; nicht für Sonderfahrzeuge		11.8170-0530.1	260115	ATE
			←	→ 10/05; nicht für Sonderfahrzeuge		11.8170-0530.1	260115	ATE
<b>Feder, Bremssattel</b>								
3.0 d	135	04/01→09/03	←		2	11.8116-0290.2	390520	ATE
4.4 i	210	01/00→09/03	→		2	11.8116-0296.1	390445	ATE
3.0 d	155	10/03→09/06	←	11/05→	2	11.8116-0290.2	390520	ATE
3.0 d	160	10/03→09/06	←	→ 10/05	2	11.8116-0290.2	390520	ATE
3.0 i	170	04/00→10/06	→		2	11.8116-0296.1	390445	ATE
4.4 i	235	10/03→10/06	←	11/05→; nicht für Sonderfahrzeuge	2	11.8116-0290.2	390520	ATE
			←	→ 10/05; nicht für Sonderfahrzeuge	2	11.8116-0290.2	390520	ATE
↓								








	kW			 	! #		
<b>BMW - X5 (E53) 01/00→12/06</b>							
<b>Feder, Bremssattel</b>							
4.4 i	235	10/03→10/06	←	für Sonderfahrzeuge	2	11.8116-0334.2 390475	ATE
			→		2	11.8116-0296.1 390445	ATE
4.6 is	255	10/01→09/03	←		2	11.8116-0334.2 390475	ATE
			→		2	11.8116-0296.1 390445	ATE
4.8 is	265	04/04→09/06	←		2	11.8116-0334.2 390475	ATE
<b>Führungshülzensatz, Bremssattel</b>							
3.0 d	135	04/01→09/03	←			11.0101-5402.2 260009	ATE
4.4 i	210	01/00→09/03	→			11.0101-5402.2 260009	ATE
3.0 d	155	10/03→09/06	←	→ 10/05		11.0101-5402.2 260009	ATE
3.0 d	160	10/03→09/06	←	11/05→		11.0101-5402.2 260009	ATE
3.0 i	170	04/00→10/06	→			11.0101-5402.2 260009	ATE
4.4 i	235	10/03→10/06	←	→ 10/05; nicht für Sonderfahrzeuge		11.0101-5402.2 260009	ATE
			←	11/05→; nicht für Sonderfahrzeuge		11.0101-5402.2 260009	ATE
			←	für Sonderfahrzeuge		11.0101-5706.2 260097	ATE
			→			11.0101-5402.2 260009	ATE
4.6 is	255	10/01→09/03	←			11.0101-5706.2 260097	ATE
4.8 is	265	04/04→09/06	→			11.0101-5402.2 260009	ATE
<b>Führungsbolzen, Bremssattel</b>							
3.0 d	135	04/01→09/03	←		2	11.8171-0008.1 990049	ATE
4.4 i	210	01/00→09/03	→		2	11.8171-0008.1 990049	ATE
3.0 d	155	10/03→09/06	←	11/05→	2	11.8171-0008.1 990049	ATE
3.0 d	160	10/03→09/06	←	→ 10/05	2	11.8171-0008.1 990049	ATE
3.0 i	170	04/00→10/06	→		2	11.8171-0008.1 990049	ATE
4.4 i	235	10/03→10/06	←	11/05→; nicht für Sonderfahrzeuge	2	11.8171-0008.1 990049	ATE
			←	→ 10/05; nicht für Sonderfahrzeuge	2	11.8171-0008.1 990049	ATE
			←	für Sonderfahrzeuge		11.8171-0067.1 250153	ATE
			→		2	11.8171-0008.1 990049	ATE
4.6 is	255	10/01→09/03	←			11.8171-0067.1 250153	ATE
4.8 is	265	04/04→09/06	→		2	11.8171-0008.1 990049	ATE
<b>Dichtungssatz, Bremssattel</b>							
3.0 d	135	04/01→09/03	←			11.0441-6003.2 250037	
4.4 i	210	01/00→09/03	→			11.0441-6003.2 250037	
3.0 d	155	10/03→09/06	←	→ 10/05		11.0441-6003.2 250037	
3.0 d	160	10/03→09/06	←	11/05→		11.0441-6007.2 250146	ATE
3.0 i	170	04/00→10/06	→			11.0441-6007.2 250146	ATE
4.4 i	235	10/03→10/06	←	→ 10/05; nicht für Sonderfahrzeuge		11.0441-6003.2 250037	
			←	11/05→; nicht für Sonderfahrzeuge		11.0441-6007.2 250146	ATE
<b>Bremsschlauch</b>							
3.0 d	135	04/01→09/03	←		2	24.5169-0480.3 331508	L= 480
3.0 d	155	10/03→09/06	→			24.5157-0272.3 331304	L1= 272 L2= 160 mit Rohrleitung
3.0 d	160	10/03→09/06	→			24.5157-0273.3 331305	L1= 272 L2= 160 mit Rohrleitung
3.0 i	170	04/00→10/06	→				
4.4 i	210	01/00→09/03	→				
4.4 i	235	10/03→10/06	→				
4.6 is	255	10/01→09/03	→				
4.8 is	265	04/04→09/06	→				
<b>BMW - X5 (E70) 02/06→07/13</b>							
<b>Feder, Bremssattel</b>							
3.0 3.0d	155	02/07→09/08			2	11.8116-0330.1 390472	ATE
3.0 d	173	12/06→09/08					
3.0 sd	210	10/07→09/08					
4.8 i xDrive	261	10/06→09/08					
xDrive 30 d	155	10/08→07/13					
xDrive 30 d	173	10/08→03/10					
xDrive 30 i	200	10/08→03/10					
xDrive 35 d	210	10/08→07/13					
xDrive 35 i	225	04/10→07/13					
xDrive 35 i	235	02/12→06/13					
xDrive 40 d	225	09/10→06/13					
↓							

	kW			 	! #		
<b>BMW - X5 (E70) 02/06→07/13</b>							
<b>Feder, Bremssattel</b>							
xDrive 40 i	225	01/12→06/13			2	11.8116-0330.1 390472	ATE
xDrive 48 i	261	10/08→03/10					
3.0 si	200	10/06→09/08		01/07→	2	11.8116-0330.1 390472	ATE
M 50 d	280	08/11→06/13		06/12→	2	11.8116-0330.1 390472	ATE
			←	06/12→	2	11.8116-0008.2 390603	ATE
xDrive 30 d	180	04/10→07/13		09/10→	2	11.8116-0330.1 390472	ATE
xDrive 50 i	300	04/10→07/13			2	11.8116-0330.1 390472	ATE
			←	nicht für gepanzerte Fahrzeuge	2	11.8116-0008.2 390603	ATE
<b>Führungshülzensatz, Bremssattel</b>							
3.0 3.0d	155	02/07→09/08	←			11.0101-5402.2 260009	ATE
3.0 d	173	12/06→09/08					
xDrive 30 d	155	10/08→07/13	→			11.0101-5402.2 260009	ATE
xDrive 30 d	173	10/08→03/10					
xDrive 30 i	200	10/08→03/10					
xDrive 35 d	210	10/08→07/13					
xDrive 35 i	225	04/10→07/13					
xDrive 35 i	235	02/12→06/13					
xDrive 40 d	225	09/10→06/13					
xDrive 40 i	225	01/12→06/13					
3.0 sd	210	10/07→09/08	←			11.0101-7003.2 260124	ATE
			→			11.0101-5402.2 260009	ATE
3.0 si	200	10/06→09/08	←	01/07→		11.0101-5402.2 260009	ATE
			→	01/07→		11.0101-5402.2 260009	ATE
4.8 i xDrive xDrive 48 i	261	10/06→09/08 10/08→03/10	←			11.0101-5402.2 260009	ATE
			→			11.0101-7003.2 260124	ATE
			→			11.0101-5402.2 260009	ATE
M 50 d	280	08/11→06/13	→	06/12→		11.0101-5402.2 260009	ATE
xDrive 30 d	180	04/10→07/13	←	09/10→		11.0101-5402.2 260009	ATE
			→	09/10→		11.0101-5402.2 260009	ATE
xDrive 50 i	300	04/10→07/13	←	für gepanzerte Fahrzeuge		11.0101-7003.2 260124	ATE
			→			11.0101-5402.2 260009	ATE
<b>Führungsbolzen, Bremssattel</b>							
3.0 3.0d	155	02/07→09/08			2	11.8171-0008.1 990049	ATE
3.0 d	173	12/06→09/08					
xDrive 30 d	155	10/08→07/13					
xDrive 30 d	173	10/08→03/10					
xDrive 30 i	200	10/08→03/10					
xDrive 35 d	210	10/08→07/13					
xDrive 35 i	225	04/10→07/13					
xDrive 35 i	235	02/12→06/13					
xDrive 40 d	225	09/10→06/13					
xDrive 40 i	225	01/12→06/13					
3.0 sd	210	10/07→09/08			2	11.8171-0008.1 990049	ATE
4.8 i xDrive	261	10/06→09/08				11.8171-0096.1 250155	ATE
xDrive 48 i	261	10/08→03/10					
3.0 si	200	10/06→09/08		01/07→	2	11.8171-0008.1 990049	ATE
M 50 d	280	08/11→06/13		06/12→	2	11.8171-0008.1 990049	ATE
xDrive 30 d	180	04/10→07/13		09/10→	2	11.8171-0008.1 990049	ATE
xDrive 50 i	300	04/10→07/13			2	11.8171-0008.1 990049	ATE
				für gepanzerte Fahrzeuge		11.8171-0096.1 250155	ATE
<b>Dichtungssatz, Bremssattel</b>							
3.0 3.0d	155	02/07→09/08	←			11.0441-6008.2 250038	ATE für Kolben-Ø [mm]: 60
3.0 d	173	12/06→09/08					
4.8 i xDrive	261	10/06→09/08					
xDrive 30 d	155	10/08→07/13					
xDrive 30 d	173	10/08→03/10					
xDrive 30 i	200	10/08→03/10					
xDrive 35 d	210	10/08→07/13					
xDrive 35 i	225	04/10→07/13					
xDrive 35 i	235	02/12→06/13					
xDrive 40 d	225	09/10→06/13					
xDrive 40 i	225	01/12→06/13					
xDrive 48 i	261	10/08→03/10					
3.0 si	200	10/06→09/08	←	01/07→		11.0441-6008.2 250038	ATE für Kolben-Ø [mm]: 60
xDrive 30 d	180	04/10→07/13	←	09/10→		11.0441-6008.2 250038	ATE für Kolben-Ø [mm]: 60
			↓				



	kw			 	! #		
<b>BMW - X5 (E70) 02/06→07/13</b>							
<b>Bremsschlauch</b>							
3.0 3.0d 3.0 d	155 173	02/07→09/08 12/06→09/08	←		2	83.6151-0602.3 330893	L= 600
			→	05/07→	2	24.5169-0439.3 331553	L= 435
			→	am Bremssattel; → 04/07	2	24.5169-0439.3 331553	L= 435
						83.6150-0436.3 330890	L= 435
			→	am Bremssattel; 05/07→	2	83.6150-0436.3 330890	L= 435
			→	→ 04/07	2	83.6255-0200.3 330896	L= 200
			→	☐; 05/07→		83.7827-0245.3 331113	L= 245
			→	☐; 05/07→		83.7850-0205.3 331115	L= 205
3.0 sd xDrive 30 d xDrive 30 d xDrive 30 i xDrive 35 d xDrive 35 i xDrive 40 d xDrive 40 i xDrive 48 i xDrive 50 i	210 155 173 200 210 235 225 225 261 300	10/07→09/08 10/08→07/13 10/08→03/10 10/08→03/10 10/08→07/13 02/12→06/13 09/10→06/13 01/12→06/13 10/08→03/10 04/10→07/13	←		2	83.6151-0602.3 330893	L= 600
			→		2	24.5169-0439.3 331553	L= 435
			→	am Bremssattel	2	83.6150-0436.3 330890	L= 435
			→	☐		83.7827-0245.3 331113	L= 245
			→	☐		83.7850-0205.3 331115	L= 205
			→				
			→				
			→				
3.0 si	200	10/06→09/08	←	01/07→	2	83.6151-0602.3 330893	L= 600
			→	05/07→	2	24.5169-0439.3 331553	L= 435
			→	am Bremssattel; 01/07→ 04/07	2	24.5169-0439.3 331553	L= 435
						83.6150-0436.3 330890	L= 435
			→	am Bremssattel; 05/07→	2	83.6150-0436.3 330890	L= 435
			→	01/07→ 04/07	2	83.6255-0200.3 330896	L= 200
			→	☐; 05/07→		83.7827-0245.3 331113	L= 245
			→	☐; 05/07→		83.7850-0205.3 331115	L= 205
4.8 i xDrive	261	10/06→09/08	←		2	83.6151-0602.3 330893	L= 600
			→	am Bremssattel; 01/07→ 04/07	2	24.5169-0439.3 331553	L= 435
			→	05/07→	2	24.5169-0439.3 331553	L= 435
			→	am Bremssattel; 05/07→	2	83.6150-0436.3 330890	L= 435
			→	am Bremssattel; → 04/07	2	83.6150-0436.3 330890	L= 435
			→	→ 04/07	2	83.6255-0200.3 330896	L= 200
			→	☐; 05/07→		83.7827-0245.3 331113	L= 245
			→	☐; 05/07→		83.7850-0205.3 331115	L= 205
M	408	07/09→07/13	←		2	83.6151-0602.3 330893	L= 600
			→	09/09→	2	24.5169-0439.3 331553	L= 435
			→	am Bremssattel	2	83.6150-0436.3 330890	L= 435
			→	☐		83.7827-0245.3 331113	L= 245
			→	☐		83.7850-0205.3 331115	L= 205
M 50 d	280	08/11→06/13	←	06/12→	2	83.6151-0602.3 330893	L= 600
			→	06/12→	2	24.5169-0439.3 331553	L= 435
			→	am Bremssattel; 06/12→	2	83.6150-0436.3 330890	L= 435
			→	☐; 06/12→		83.7827-0245.3 331113	L= 245
			→	☐; 06/12→		83.7850-0205.3 331115	L= 205
			→				
xDrive 30 d	180	04/10→07/13	←	09/10→	2	83.6151-0602.3 330893	L= 600
			→	09/10→	2	24.5169-0439.3 331553	L= 435
			→	am Bremssattel; 09/10→	2	83.6150-0436.3 330890	L= 435
			→	☐; 09/10→		83.7827-0245.3 331113	L= 245
			→	☐; 09/10→		83.7850-0205.3 331115	L= 205
xDrive 35 i	225	04/10→07/13	←		2	83.6151-0602.3 330893	L= 600
			→	09/10→	2	24.5169-0439.3 331553	L= 435
			→	am Bremssattel	2	83.6150-0436.3 330890	L= 435
			→	☐		83.7827-0245.3 331113	L= 245
			→	☐		83.7850-0205.3 331115	L= 205



	kW			 	! #		
<b>BMW - X5 (F15, F85) 08/13→07/18</b>							
<b>Feder, Bremssattel</b>							
M 50 d	280	12/13→07/18			2	11.8116-0008.2 390603	ATE
xDrive 50 i	330	08/13→07/18				11.8116-0330.1 390472	ATE
sDrive 25 d	155	12/13→07/15			2	11.8116-0330.1 390472	ATE
sDrive 25 d	160	12/13→07/15					
sDrive 25 d	170	08/15→07/18					
xDrive 25 d	155	12/13→07/15					
xDrive 25 d	160	12/13→07/15					
xDrive 25 d	170	08/15→07/18					
xDrive 28 i	180	06/15→07/18					
xDrive 30 d	183	12/13→07/18					
xDrive 30 d	190	08/13→07/18					
xDrive 30 d	204	08/13→07/18					
xDrive 30 d	210	08/13→07/18					
xDrive 35 i	225	12/13→07/18					
xDrive 35 i	240	12/13→07/18					
xDrive 40 d	230	12/13→07/18					
xDrive 40e	155	08/15→07/18					
xDrive 40e	180	08/15→07/18					
xDrive 40e	205	08/15→07/18					
xDrive 40e	230	08/15→07/18					
<b>Führungshülzensatz, Bremssattel</b>							
M 50 d	280	12/13→07/18	←			11.0101-7003.2 260124	ATE
xDrive 50 i	330	08/13→07/18					
sDrive 25 d	155	12/13→07/15	←			11.0101-5402.2 260009	ATE
sDrive 25 d	160	12/13→07/15					
sDrive 25 d	170	08/15→07/18	→			11.0101-5402.2 260009	ATE
xDrive 25 d	155	12/13→07/15					
xDrive 25 d	160	12/13→07/15					
xDrive 25 d	170	08/15→07/18					
xDrive 28 i	180	06/15→07/18					
xDrive 30 d	183	12/13→07/18					
xDrive 30 d	190	08/13→07/18					
xDrive 30 d	204	08/13→07/18					
xDrive 30 d	210	08/13→07/18					
xDrive 40e	155	08/15→07/18					
xDrive 40e	180	08/15→07/18					
xDrive 40e	205	08/15→07/18					
xDrive 40e	230	08/15→07/18					
xDrive 35 i	225	12/13→07/18	←			11.0101-5402.2 260009	ATE
xDrive 35 i	240	12/13→07/18					
xDrive 40 d	230	12/13→07/18					
<b>Führungsbolzen, Bremssattel</b>							
M 50 d	280	12/13→07/18			2	11.8171-0008.1 990049	ATE
xDrive 50 i	330	08/13→07/18				11.8171-0096.1 250155	ATE
sDrive 25 d	155	12/13→07/15			2	11.8171-0008.1 990049	ATE
sDrive 25 d	160	12/13→07/15					
sDrive 25 d	170	08/15→07/18					
xDrive 25 d	155	12/13→07/15					
xDrive 25 d	160	12/13→07/15					
xDrive 25 d	170	08/15→07/18					
xDrive 28 i	180	06/15→07/18					
xDrive 30 d	183	12/13→07/18					
xDrive 30 d	190	08/13→07/18					
xDrive 30 d	204	08/13→07/18					
xDrive 30 d	210	08/13→07/18					
xDrive 35 i	225	12/13→07/18					
xDrive 35 i	240	12/13→07/18					
xDrive 40 d	230	12/13→07/18					
xDrive 40e	155	08/15→07/18					
xDrive 40e	180	08/15→07/18					
xDrive 40e	205	08/15→07/18					
xDrive 40e	230	08/15→07/18					
<b>Dichtungssatz, Bremssattel</b>							
M 50 d	280	12/13→07/18	←			11.0441-6008.2 250038	ATE für Kolben-Ø [mm]: 60
sDrive 25 d	155	12/13→07/15					
sDrive 25 d	160	12/13→07/15					
sDrive 25 d	170	08/15→07/18					
xDrive 25 d	155	12/13→07/15					
xDrive 25 d	160	12/13→07/15					
xDrive 25 d	170	08/15→07/18					
xDrive 28 i	180	06/15→07/18					
xDrive 30 d	183	12/13→07/18					
xDrive 30 d	190	08/13→07/18					
xDrive 30 d	204	08/13→07/18					
xDrive 30 d	210	08/13→07/18					
xDrive 35 i	225	12/13→07/18					
xDrive 35 i	240	12/13→07/18					
xDrive 40 d	230	12/13→07/18					
↓							

**BMW - X5 (F15, F85) 08/13→07/18**

**Dichtungssatz, Bremssattel**

xDrive 40e	155	08/15→07/18	←			11.0441-6008.2	250038	ATE für Kolben-Ø [mm]: 60
xDrive 40e	180	08/15→07/18						
xDrive 40e	205	08/15→07/18						
xDrive 40e	230	08/15→07/18						
xDrive 50 i	330	08/13→07/18						

**Bremsschlauch**

M	423	12/14→07/18	→		2	24.5169-0439.3	331553	L= 435
M 50 d	280	12/13→07/18						
sDrive 25 d	155	12/13→07/15						
sDrive 25 d	160	12/13→07/15						
sDrive 25 d	170	08/15→07/18						
xDrive 25 d	155	12/13→07/15						
xDrive 25 d	160	12/13→07/15						
xDrive 25 d	170	08/15→07/18						
xDrive 30 d	183	12/13→07/18						
xDrive 30 d	190	08/13→07/18						
xDrive 30 d	204	08/13→07/18						
xDrive 30 d	210	08/13→07/18						
xDrive 35 i	225	12/13→07/18						
xDrive 35 i	240	12/13→07/18						
xDrive 40 d	230	12/13→07/18						
xDrive 50 i	330	08/13→07/18						
xDrive 28 i	180	06/15→07/18	→	☐		83.7827-0245.3	331113	L= 245
xDrive 40e	155	08/15→07/18	→	☐		83.7850-0205.3	331115	L= 205
xDrive 40e	180	08/15→07/18	→					
xDrive 40e	205	08/15→07/18						
xDrive 40e	230	08/15→07/18						








**BMW - X6 (E71, E72) 06/07→07/14**

**Feder, Bremssattel**






















ActiveHybrid	357	01/09→10/11		10/10→	2	11.8116-0330.1	390472	ATE
ActiveHybrid xDrive	300	01/09→10/11	←	10/10→	2	11.8116-0008.2	390603	ATE
M 50 d	280	08/11→06/14		06/12→	2	11.8116-0330.1	390472	ATE
			←	06/12→	2	11.8116-0008.2	390603	ATE
xDrive 30 d	155	04/10→07/14			2	11.8116-0330.1	390472	ATE
xDrive 30 d	173	04/08→03/10		09/08→	2	11.8116-0330.1	390472	ATE
xDrive 30 d	180	04/10→07/14		09/10→	2	11.8116-0330.1	390472	ATE
xDrive 35 d	210	01/08→03/10		09/08→ 09/09	2	11.8116-0330.1	390472	ATE
xDrive 35 i	225	01/08→07/14		10/09→	2	11.8116-0330.1	390472	ATE
xDrive 35 i	240	06/07→03/10						
xDrive 35 i	235	07/09→06/14		→ 09/09	2	11.8116-0330.1	390472	ATE
				10/09→	2	11.8116-0330.1	390472	ATE
xDrive 40 d	225	07/09→06/14		10/10→	2	11.8116-0330.1	390472	ATE
xDrive 50 i	300	07/08→07/14		09/08→ 09/09	2	11.8116-0330.1	390472	ATE
xDrive 50 i	330	10/07→06/14		10/09→	2	11.8116-0330.1	390472	ATE
			←	09/08→	2	11.8116-0008.2	390603	ATE










**Führungshülzensatz, Bremssattel**










ActiveHybrid	357	01/09→10/11	←	10/10→		11.0101-7003.2	260124	ATE
ActiveHybrid xDrive	300	01/09→10/11	→	10/10→		11.0101-5402.2	260009	ATE
M 50 d	280	08/11→06/14	←	06/12→		11.0101-7003.2	260124	ATE
			→	06/12→		11.0101-5402.2	260009	ATE
xDrive 30 d	155	04/10→07/14	←			11.0101-5402.2	260009	ATE
			→			11.0101-5402.2	260009	ATE
xDrive 30 d	173	04/08→03/10	←	11/08→		11.0101-5402.2	260009	ATE
			←	09/08→ 10/08		11.0101-7003.2	260124	ATE
			→	09/08→		11.0101-5402.2	260009	ATE
xDrive 30 d	180	04/10→07/14	←	09/10→		11.0101-5402.2	260009	ATE
			→	09/10→		11.0101-5402.2	260009	ATE
xDrive 35 d	210	01/08→03/10	←	11/08→		11.0101-5402.2	260009	ATE
xDrive 35 i	225	01/08→07/14	←	09/08→ 10/08		11.0101-7003.2	260124	ATE
xDrive 35 i	240	06/07→03/10	→	09/08→ 09/09		11.0101-5402.2	260009	ATE
			→	10/09→		11.0101-5402.2	260009	ATE
xDrive 35 i	235	07/09→06/14	←			11.0101-5402.2	260009	ATE
			→	→ 09/09		11.0101-5402.2	260009	ATE

	kW			 	! #		
<b>BMW - X6 (E71, E72) 06/07→07/14</b>							
<b>Führungshülzensatz, Bremsattel</b>							
xDrive 35 i	235	07/09→06/14	➔	10/09→		11.0101-5402.2 260009	ATE
xDrive 40 d	225	07/09→06/14	➔	10/10→		11.0101-5402.2 260009	ATE
			➔	10/10→		11.0101-5402.2 260009	ATE
xDrive 50 i xDrive 50 i	300 330	07/08→07/14 10/07→06/14	➔	09/08→		11.0101-7003.2 260124	ATE
			➔	09/08→ 09/09		11.0101-5402.2 260009	ATE
			➔	10/09→		11.0101-5402.2 260009	ATE
<b>Führungsbolzen, Bremsattel</b>							
ActiveHybrid ActiveHybrid xDrive	357 300	01/09→10/11 01/09→10/11		10/10→	2	11.8171-0008.1 990049	ATE
				10/10→		11.8171-0096.1 250155	ATE
M 50 d	280	08/11→06/14		06/12→	2	11.8171-0008.1 990049	ATE
				06/12→		11.8171-0096.1 250155	ATE
xDrive 30 d	155	04/10→07/14			2	11.8171-0008.1 990049	ATE
xDrive 30 d	173	04/08→03/10		09/08→	2	11.8171-0008.1 990049	ATE
				11/08→	2	11.8171-0008.1 990049	ATE
				09/08→ 10/08		11.8171-0096.1 250155	ATE
xDrive 30 d	180	04/10→07/14		09/10→	2	11.8171-0008.1 990049	ATE
xDrive 35 d xDrive 35 i xDrive 35 i	210 225 240	01/08→03/10 01/08→07/14 06/07→03/10		11/08→	2	11.8171-0008.1 990049	ATE
				09/08→ 09/09	2	11.8171-0008.1 990049	ATE
				10/09→	2	11.8171-0008.1 990049	ATE
				09/08→ 10/08		11.8171-0096.1 250155	ATE
xDrive 35 i	235	07/09→06/14		→ 09/09	2	11.8171-0008.1 990049	ATE
				10/09→	2	11.8171-0008.1 990049	ATE
					2	11.8171-0008.1 990049	ATE
xDrive 40 d	225	07/09→06/14		10/10→	2	11.8171-0008.1 990049	ATE
xDrive 50 i xDrive 50 i	300 330	07/08→07/14 10/07→06/14		09/08→ 09/09	2	11.8171-0008.1 990049	ATE
				10/09→	2	11.8171-0008.1 990049	ATE
				09/08→		11.8171-0096.1 250155	ATE
<b>Dichtungssatz, Bremsattel</b>							
ActiveHybrid ActiveHybrid xDrive xDrive 40 d	357 300 225	01/09→10/11 01/09→10/11 07/09→06/14	➔	10/10→		11.0441-6008.2 250038	ATE für Kolben-Ø [mm]: 60
M 50 d	280	08/11→06/14	➔	06/12→		11.0441-6008.2 250038	ATE für Kolben-Ø [mm]: 60
xDrive 30 d xDrive 35 i	155 235	04/10→07/14 07/09→06/14	➔			11.0441-6008.2 250038	ATE für Kolben-Ø [mm]: 60
xDrive 30 d xDrive 35 d xDrive 35 i xDrive 35 i	173 210 225 240	04/08→03/10 01/08→03/10 01/08→07/14 06/07→03/10	➔	11/08→		11.0441-6008.2 250038	ATE für Kolben-Ø [mm]: 60
xDrive 30 d	180	04/10→07/14	➔	09/10→		11.0441-6008.2 250038	ATE für Kolben-Ø [mm]: 60
xDrive 50 i xDrive 50 i	300 330	07/08→07/14 10/07→06/14	➔	09/08→		11.0441-6008.2 250038	ATE für Kolben-Ø [mm]: 60
<b>Bremsschlauch</b>							
ActiveHybrid ActiveHybrid xDrive xDrive 40 d	357 300 225	01/09→10/11 01/09→10/11 07/09→06/14	➔	10/10→	2	83.6151-0602.3 330893	L= 600
			➔	am Bremsattel; 10/10→	2	24.5169-0439.3 331553	L= 435
						83.6150-0436.3 330890	L= 435
			➔	☐; 10/10→		83.7827-0245.3 331113	L= 245
			➔	☐; 10/10→		83.7850-0205.3 331115	L= 205
M	408	07/09→07/14	➔	09/09→	2	83.6151-0602.3 330893	L= 600
			➔	am Bremsattel; 09/09→	2	24.5169-0439.3 331553	L= 435
						83.6150-0436.3 330890	L= 435
			➔	☐; 09/09→		83.7827-0245.3 331113	L= 245
			➔	☐; 09/09→		83.7850-0205.3 331115	L= 205
M 50 d	280	08/11→06/14	➔	06/12→	2	83.6151-0602.3 330893	L= 600
			➔	am Bremsattel; 06/12→	2	24.5169-0439.3 331553	L= 435
						83.6150-0436.3 330890	L= 435
			➔	☐; 06/12→		83.7827-0245.3 331113	L= 245
			➔	☐; 06/12→		83.7850-0205.3 331115	L= 205
xDrive 30 d xDrive 35 i ↓	155 235	04/10→07/14 07/09→06/14	➔		2	83.6151-0602.3 330893	L= 600










	kW					! #		
<b>BMW - X6 (E71, E72) 06/07→07/14</b>								
 <b>Bremsschlauch</b>								
xDrive 30 d xDrive 35 i	155 235	04/10→07/14 07/09→06/14	→	am Bremssattel	2	24.5169-0439.3 331553 83.6150-0436.3 330890	L= 435 L= 435	
			→			83.7827-0245.3 331113	L= 245	
			→			83.7850-0205.3 331115	L= 205	
xDrive 30 d xDrive 35 d xDrive 35 i xDrive 35 i xDrive 50 i xDrive 50 i	173 210 225 240 300 330	04/08→03/10 01/08→03/10 01/08→07/14 06/07→03/10 07/08→07/14 10/07→06/14	← →	09/08→ am Bremssattel; 09/08→	2	83.6151-0602.3 330893 24.5169-0439.3 331553 83.6150-0436.3 330890	L= 600 L= 435 L= 435	
			→	 ; 09/08→		83.7827-0245.3 331113	L= 245	
			→	 ; 09/08→		83.7850-0205.3 331115	L= 205	
xDrive 30 d	180	04/10→07/14	←	09/10→	2	83.6151-0602.3 330893	L= 600	
			→	am Bremssattel; 09/10→	2	24.5169-0439.3 331553 83.6150-0436.3 330890	L= 435 L= 435	
			→	 ; 09/10→		83.7827-0245.3 331113	L= 245	
			→	 ; 09/10→		83.7850-0205.3 331115	L= 205	
<b>BMW - X6 (F16, F86) 08/14→07/19</b>								
<b>Feder, Bremssattel</b>								
M 50 d xDrive 50 i	280 330	08/14→07/19 08/14→07/19			2	11.8116-0008.2 390603 11.8116-0330.1 390472	ATE ATE	
xDrive 30 d xDrive 30 d xDrive 30 d xDrive 35 i xDrive 35 i xDrive 40 d xDrive 30 d	155 190 204 225 240 230 183	08/14→07/19 08/14→07/19 08/14→07/19 08/14→07/19 08/14→07/19 12/14→07/19 12/14→07/19			2	11.8116-0330.1 390472	ATE	
			→			11.8116-0330.1 390472	ATE	
<b>Führungshülzensatz, Bremssattel</b>								
M 50 d xDrive 50 i	280 330	08/14→07/19 08/14→07/19	←			11.0101-7003.2 260124	ATE	
			→			11.0101-5402.2 260009	ATE	
xDrive 30 d xDrive 30 d xDrive 30 d xDrive 30 d xDrive 35 i xDrive 35 i xDrive 40 d xDrive 30 d	155 183 190 204 225 240 230	08/14→07/19 12/14→07/19 08/14→07/19 08/14→07/19 08/14→07/19 08/14→07/19 12/14→07/19 12/14→07/19	← →			11.0101-5402.2 260009	ATE	
			→			11.0101-5402.2 260009	ATE	
<b>Dichtungssatz, Bremssattel</b>								
M 50 d xDrive 30 d xDrive 30 d xDrive 30 d xDrive 30 d xDrive 35 i xDrive 35 i xDrive 40 d xDrive 50 i	280 155 183 190 204 225 240 230 330	08/14→07/19 08/14→07/19 12/14→07/19 08/14→07/19 08/14→07/19 08/14→07/19 08/14→07/19 12/14→07/19 08/14→07/19	←			11.0441-6008.2 250038	ATE für Kolben-Ø [mm]: 60	
 <b>Bremsschlauch</b>								
M M 50 d xDrive 30 d xDrive 30 d xDrive 30 d xDrive 30 d xDrive 40 d xDrive 50 i	423 280 155 183 190 204 230 330	12/14→07/19 08/14→07/19 08/14→07/19 12/14→07/19 08/14→07/19 08/14→07/19 12/14→07/19 08/14→07/19	→		2	24.5169-0439.3 331553	L= 435	
xDrive 35 i xDrive 35 i	225 240	08/14→07/19 08/14→07/19	→	12/14→	2	24.5169-0439.3 331553	L= 435	
<b>BMW - Z3 Coupe (E36) 04/97→06/03</b>								
 <b>Bremssattel</b>								
2.8 i	142	01/98→05/00	←			11.9541-9588.2 220420	ATE - Halter	
			←			24.3541-9587.5 240527	ATE - Halter	
			←			24.3541-9588.5 240528	ATE - Halter	
			→			24.3361-8505.5 240633	ATE - Halter	
			→			24.3361-8506.5 240634	ATE - Halter	
↓								








	kw			 	! #			
<b>BMW - Z3 Coupe (E36) 04/97→06/03</b>								
 <b>Bremssattel</b>								
3.0 i	170	06/00→06/03	←	☐; → 12/02		11.9541-9588.2	220420	ATE - Halter
			←	☐; → 12/02		24.3541-9587.5	240527	ATE - Halter
			←	☐; → 12/02		24.3541-9588.5	240528	ATE - Halter
			→	☐; → 12/02		24.3361-8505.5	240633	ATE - Halter
			→	☐; → 12/02		24.3361-8506.5	240634	ATE - Halter
M M 3.2	236 176	02/98→06/01 02/98→06/00	←	☐		24.3601-8515.5	240689	ATE - Halter
			←	☐		24.3601-8516.5	240690	ATE - Halter
			→	☐		24.3401-9959.5	240635	ATE - Halter
			→	☐		24.3401-9960.5	240636	ATE - Halter
M	239	06/01→06/03	←	☐; → 12/02		24.3601-8515.5	240689	ATE - Halter
			←	☐; → 12/02		24.3601-8516.5	240690	ATE - Halter
			→	☐; → 12/02		24.3401-9959.5	240635	ATE - Halter
			→	☐; → 12/02		24.3401-9960.5	240636	ATE - Halter
<b>Halter, Bremssattel</b>								
2.8 i	142	01/98→05/00	←		2	11.8170-0729.1	260107	ATE
3.0 i	170	06/00→06/03	←	→ 12/02	2	11.8170-0730.1	260108	ATE
<b>Feder, Bremssattel</b>								
2.8 i	142	01/98→05/00			2	11.8116-0206.1	390593	ATE
			←		2	11.8116-0109.1	390495	ATE
			→		2	11.8116-0185.1	390592	ATE
3.0 i	170	06/00→06/03		→ 12/02	2	11.8116-0206.1	390593	ATE
			←	→ 12/02	2	11.8116-0109.1	390495	ATE
			→	→ 12/02	2	11.8116-0185.1	390592	ATE
M M 3.2	236 176	02/98→06/01 02/98→06/00	←		2	11.8116-0083.1	390501	ATE
			→		2	11.8116-0066.1	390577	ATE
M	239	06/01→06/03	←	→ 12/02	2	11.8116-0083.1	390501	ATE
			→	→ 12/02	2	11.8116-0066.1	390577	ATE
<b>Führungshülzensatz, Bremssattel</b>								
2.8 i	142	01/98→05/00	←			11.0101-5402.2	260009	ATE
M	236	02/98→06/01	→			11.0101-5402.2	260009	ATE
M 3.2	176	02/98→06/00	→			11.0101-5402.2	260009	ATE
3.0 i	170	06/00→06/03	←	→ 12/02		11.0101-5402.2	260009	ATE
M	239	06/01→06/03	→	→ 12/02		11.0101-5402.2	260009	ATE
<b>Führungsbolzen, Bremssattel</b>								
2.8 i	142	01/98→05/00	←		2	11.8171-0008.1	990049	ATE
M	236	02/98→06/01	→		2	11.8171-0008.1	990049	ATE
M 3.2	176	02/98→06/00	→		2	11.8171-0008.1	990049	ATE
3.0 i	170	06/00→06/03	←	→ 12/02	2	11.8171-0008.1	990049	ATE
M	239	06/01→06/03	→	→ 12/02	2	11.8171-0008.1	990049	ATE
<b>Dichtungssatz, Bremssattel</b>								
2.8 i	142	01/98→05/00	←			11.0441-5402.2	250028	ATE
			→			11.0441-3602.2	250008	ATE
3.0 i	170	06/00→06/03	←	→ 12/02		11.0441-5402.2	250028	ATE
			→	→ 12/02		11.0441-3602.2	250008	ATE
M M 3.2	236 176	02/98→06/01 02/98→06/00	←			11.0441-6003.2	250037	
			→			11.0441-4002.2	250011	ATE
M	239	06/01→06/03	←	→ 12/02		11.0441-6003.2	250037	
			→	→ 12/02		11.0441-4002.2	250011	ATE
 <b>Bremsschlauch</b>								
2.8 i	142	01/98→05/00	←		2	24.5103-0430.3	331408	L= 430
			→	am Bremssattel	2	24.5170-0201.3	331450	L= 201
			→		2	83.6240-0220.3	330465	L= 220
↓								











	kW			 	! #		
<b>BMW - Z3 Coupe (E36) 04/97→06/03</b>							
 <b>Bremsschlauch</b>							
3.0 i	170	06/00→06/03	←	→ 12/02	2	24.5103-0430.3 331408	L= 430
			→	am Bremssattel; → 12/02	2	24.5170-0201.3 331450	L= 201
			→	→ 12/02	2	83.6240-0220.3 330465	L= 220
M	236	02/98→06/01	←		2	83.6150-0451.3 330283	L= 450
M 3.2	176	02/98→06/00	←				
M	239	06/01→06/03	←	→ 12/02	2	83.6150-0451.3 330283	L= 450
<b>BMW - Z3 Roadster (E36) 10/95→01/03</b>							
 <b>Bremssattel</b>							
1.8 i	85	10/95→10/98	←	☐		24.3541-9667.5 240529	ATE - Halter
1.9 i	103	11/95→03/99	←	☐		24.3541-9668.5 240530	ATE - Halter
			→	☐		24.3361-8505.5 240633	ATE - Halter
			→	☐		24.3361-8506.5 240634	ATE - Halter
1.9 i	85	01/99→01/03	←	☐; → 12/02		24.3541-9667.5 240529	ATE - Halter
1.9 i	87	07/98→01/03	←	☐; → 12/02		24.3541-9668.5 240530	ATE - Halter
			→	☐; → 12/02		24.3361-8505.5 240633	ATE - Halter
			→	☐; → 12/02		24.3361-8506.5 240634	ATE - Halter
2.0 i	110	04/99→01/03	←	☐; → 08/00		11.9541-9588.2 220420	ATE - Halter
			←	☐; → 08/00		24.3541-9587.5 240527	ATE - Halter
			←	☐; → 08/00		24.3541-9588.5 240528	ATE - Halter
			→	☐; → 08/00		24.3361-8505.5 240633	ATE - Halter
			→	☐; → 08/00		24.3361-8506.5 240634	ATE - Halter
2.2 i	120	08/00→01/03	←	☐; 10/00→ 12/02		11.9541-9588.2 220420	ATE - Halter
			←	☐; 10/00→ 12/02		24.3541-9587.5 240527	ATE - Halter
			←	☐; 10/00→ 12/02		24.3541-9588.5 240528	ATE - Halter
			→	☐; 10/00→ 12/02		24.3361-8505.5 240633	ATE - Halter
			→	☐; 10/00→ 12/02		24.3361-8506.5 240634	ATE - Halter
2.2 i	125	10/00→06/02	←	☐		11.9541-9588.2 220420	ATE - Halter
2.8 i	142	11/96→05/00	←	☐		24.3541-9587.5 240527	ATE - Halter
			←	☐		24.3541-9588.5 240528	ATE - Halter
			→	☐		24.3361-8505.5 240633	ATE - Halter
			→	☐		24.3361-8506.5 240634	ATE - Halter
2.8 i	143	01/96→07/00	←	☐; 05/97→ 06/00		11.9541-9588.2 220420	ATE - Halter
			←	☐; 05/97→ 06/00		24.3541-9587.5 240527	ATE - Halter
			←	☐; 05/97→ 06/00		24.3541-9588.5 240528	ATE - Halter
			→	☐; 05/97→ 06/00		24.3361-8505.5 240633	ATE - Halter
			→	☐; 05/97→ 06/00		24.3361-8506.5 240634	ATE - Halter
3.0 i	170	06/00→01/03	←	☐; → 12/02		11.9541-9588.2 220420	ATE - Halter
			←	☐; → 12/02		24.3541-9587.5 240527	ATE - Halter
			←	☐; → 12/02		24.3541-9588.5 240528	ATE - Halter
			→	☐; → 12/02		24.3361-8505.5 240633	ATE - Halter
			→	☐; → 12/02		24.3361-8506.5 240634	ATE - Halter
M 3.2	179	02/98→06/00	←	☐		24.3601-8515.5 240689	ATE - Halter
			←	☐		24.3601-8516.5 240690	ATE - Halter
			→	☐		24.3401-9959.5 240635	ATE - Halter
			→	☐		24.3401-9960.5 240636	ATE - Halter
M 3.2	236	01/97→06/00	←	☐; 03/97→		24.3601-8515.5 240689	ATE - Halter
			←	☐; 03/97→		24.3601-8516.5 240690	ATE - Halter
			→	☐		24.3401-9959.5 240635	ATE - Halter
			→	☐		24.3401-9960.5 240636	ATE - Halter
M 3.2	239	06/01→01/03	←	☐; → 12/02		24.3601-8515.5 240689	ATE - Halter
			←	☐; → 12/02		24.3601-8516.5 240690	ATE - Halter
			→	☐; → 12/02		24.3401-9959.5 240635	ATE - Halter
			→	☐; → 12/02		24.3401-9960.5 240636	ATE - Halter

































	kw			 	! #		
<b>BMW - Z3 Roadster (E36) 10/95→01/03</b>							
<b>Halter, Bremssattel</b>							
1.8 i	85	10/95→10/98	←		2	11.0230-0444.1 260104	ATE
1.9 i	103	11/95→03/99	←				
1.9 i	85	01/99→01/03	←	→ 12/02	2	11.0230-0444.1 260104	ATE
1.9 i	87	07/98→01/03	←				
2.0 i	110	04/99→01/03	←	→ 08/00	2	11.8170-0729.1 260107	ATE
2.2 i	120	08/00→01/03	←	10/00→ 12/02	2	11.8170-0729.1 260107	ATE
2.2 i	125	10/00→06/02	←				
2.8 i	142	11/96→05/00	←				
2.8 i	143	01/96→07/00	←	05/97→ 06/00	2	11.8170-0729.1 260107	ATE
3.0 i	170	06/00→01/03	←	→ 12/02	2	11.8170-0730.1 260108	ATE
<b>Feder, Bremssattel</b>							
1.8 i	85	10/95→10/98	←	→ 06/96	2	11.8116-0109.1 390495	ATE
1.9 i	103	11/95→03/99	←	07/96→	2	11.8116-0206.1 390593	ATE
			→		2	11.8116-0185.1 390592	ATE
1.9 i	85	01/99→01/03	←		2	11.8116-0206.1 390593	ATE
1.9 i	87	07/98→01/03	→	→ 12/02	2	11.8116-0185.1 390592	ATE
2.0 i	110	04/99→01/03		→ 08/00	2	11.8116-0206.1 390593	ATE
			←	→ 08/00	2	11.8116-0109.1 390495	ATE
			→	→ 08/00	2	11.8116-0185.1 390592	ATE
2.2 i	120	08/00→01/03		10/00→ 12/02	2	11.8116-0206.1 390593	ATE
			←	10/00→ 12/02	2	11.8116-0109.1 390495	ATE
			→	10/00→ 12/02	2	11.8116-0185.1 390592	ATE
2.2 i	125	10/00→06/02			2	11.8116-0206.1 390593	ATE
2.8 i	142	11/96→05/00	←		2	11.8116-0109.1 390495	ATE
			→		2	11.8116-0185.1 390592	ATE
2.8 i	143	01/96→07/00		05/97→ 06/00	2	11.8116-0206.1 390593	ATE
			←	05/97→ 06/00	2	11.8116-0109.1 390495	ATE
			→	05/97→ 06/00	2	11.8116-0185.1 390592	ATE
3.0 i	170	06/00→01/03		→ 12/02	2	11.8116-0206.1 390593	ATE
			←	→ 12/02	2	11.8116-0109.1 390495	ATE
			→	→ 12/02	2	11.8116-0185.1 390592	ATE
M 3.2	179	02/98→06/00	←		2	11.8116-0083.1 390501	ATE
M 3.2	236	01/97→06/00	→		2	11.8116-0066.1 390577	ATE
M 3.2	239	06/01→01/03	←	→ 12/02	2	11.8116-0083.1 390501	ATE
			→	→ 12/02	2	11.8116-0066.1 390577	ATE
<b>Führungshülzensatz, Bremssattel</b>							
1.8 i	85	10/95→10/98	←			11.0101-5402.2 260009	ATE
1.9 i	103	11/95→03/99	→			11.0101-5402.2 260009	ATE
2.2 i	125	10/00→06/02					
2.8 i	142	11/96→05/00					
M 3.2	179	02/98→06/00					
M 3.2	236	01/97→06/00					
1.9 i	85	01/99→01/03	←	→ 12/02		11.0101-5402.2 260009	ATE
1.9 i	87	07/98→01/03	→	→ 12/02		11.0101-5402.2 260009	ATE
3.0 i	170	06/00→01/03					
M 3.2	239	06/01→01/03					
2.0 i	110	04/99→01/03	←	→ 08/00		11.0101-5402.2 260009	ATE
			→	→ 08/00		11.0101-5402.2 260009	ATE
2.2 i	120	08/00→01/03	←	10/00→ 12/02		11.0101-5402.2 260009	ATE
			→	10/00→ 12/02		11.0101-5402.2 260009	ATE
2.8 i	143	01/96→07/00	←	05/97→ 06/00		11.0101-5402.2 260009	ATE
			→	05/97→ 06/00		11.0101-5402.2 260009	ATE
<b>Führungsbolzen, Bremssattel</b>							
1.8 i	85	10/95→10/98	←		2	11.8171-0008.1 990049	ATE
1.9 i	103	11/95→03/99	→		2	11.8171-0008.1 990049	ATE
2.2 i	125	10/00→06/02					
2.8 i	142	11/96→05/00					
M 3.2	179	02/98→06/00					
M 3.2	236	01/97→06/00					
1.9 i	85	01/99→01/03	←	→ 12/02	2	11.8171-0008.1 990049	ATE
↓							






































	kW			 	! #		
<b>BMW - Z3 Roadster (E36) 10/95→01/03</b>							
<b>Führungsbolzen, Bremsattel</b>							
1.9 i 3.0 i M 3.2	87 170 239	07/98→01/03 06/00→01/03 06/01→01/03	➡	→ 12/02	2	11.8171-0008.1 990049	ATE
2.0 i	110	04/99→01/03	➡	→ 08/00	2	11.8171-0008.1 990049	ATE
			➡	→ 08/00	2	11.8171-0008.1 990049	ATE
2.2 i	120	08/00→01/03	➡	10/00→ 12/02	2	11.8171-0008.1 990049	ATE
			➡	10/00→ 12/02	2	11.8171-0008.1 990049	ATE
2.8 i	143	01/96→07/00	➡	05/97→ 06/00	2	11.8171-0008.1 990049	ATE
			➡	05/97→ 06/00	2	11.8171-0008.1 990049	ATE
<b>Dichtungssatz, Bremsattel</b>							
1.8 i 1.9 i 2.2 i 2.8 i	85 103 125 142	10/95→10/98 11/95→03/99 10/00→06/02 11/96→05/00	➡			11.0441-5402.2 250028	ATE
			➡			11.0441-3602.2 250008	ATE
1.9 i 1.9 i 3.0 i	85 87 170	01/99→01/03 07/98→01/03 06/00→01/03	➡	→ 12/02		11.0441-5402.2 250028	ATE
			➡	→ 12/02		11.0441-3602.2 250008	ATE
2.0 i	110	04/99→01/03	➡	→ 08/00		11.0441-5402.2 250028	ATE
			➡	→ 08/00		11.0441-3602.2 250008	ATE
2.2 i	120	08/00→01/03	➡	10/00→ 12/02		11.0441-5402.2 250028	ATE
			➡	10/00→ 12/02		11.0441-3602.2 250008	ATE
2.8 i	143	01/96→07/00	➡	05/97→ 06/00		11.0441-5402.2 250028	ATE
			➡	05/97→ 06/00		11.0441-3602.2 250008	ATE
M 3.2 M 3.2	179 236	02/98→06/00 01/97→06/00	➡			11.0441-6003.2 250037	
			➡			11.0441-4002.2 250011	ATE
M 3.2	239	06/01→01/03	➡	→ 12/02		11.0441-6003.2 250037	
			➡	→ 12/02		11.0441-4002.2 250011	ATE
<b>Bremsschlauch</b>							
1.8 i 1.9 i 2.2 i 2.8 i	85 103 125 142	10/95→10/98 11/95→03/99 10/00→06/02 11/96→05/00	➡		2	24.5103-0430.3 331408	L= 430
			➡	am Bremsattel	2	24.5170-0201.3 331450	L= 201
			➡		2	83.6240-0220.3 330465	L= 220
1.9 i 1.9 i	85 87	01/99→01/03 07/98→01/03	➡	→ 12/00	2	24.5103-0430.3 331408	L= 430
			➡	am Bremsattel; → 12/02	2	24.5170-0201.3 331450	L= 201
			➡	→ 12/02	2	83.6240-0220.3 330465	L= 220
2.0 i	110	04/99→01/03	➡	→ 08/00	2	24.5103-0430.3 331408	L= 430
			➡	am Bremsattel; → 08/00	2	24.5170-0201.3 331450	L= 201
			➡	→ 08/00	2	83.6240-0220.3 330465	L= 220
2.2 i	120	08/00→01/03	➡	10/00→ 12/02	2	24.5103-0430.3 331408	L= 430
			➡	am Bremsattel; 10/00→ 12/02	2	24.5170-0201.3 331450	L= 201
			➡	10/00→ 12/02	2	83.6240-0220.3 330465	L= 220
2.8 i	143	01/96→07/00	➡	05/97→ 06/00	2	24.5103-0430.3 331408	L= 430
			➡	am Bremsattel; 05/97→ 06/00	2	24.5170-0201.3 331450	L= 201
			➡	05/97→ 06/00	2	83.6240-0220.3 330465	L= 220
3.0 i	170	06/00→01/03	➡	→ 12/02	2	24.5103-0430.3 331408	L= 430
			➡	am Bremsattel; → 12/02	2	24.5170-0201.3 331450	L= 201
			➡	→ 12/02	2	83.6240-0220.3 330465	L= 220
M 3.2 M 3.2	179 236	02/98→06/00 01/97→06/00	➡		2	83.6150-0451.3 330283	L= 450
M 3.2	239	06/01→01/03	➡	→ 12/02	2	83.6150-0451.3 330283	L= 450
<b>BMW - Z4 Coupe (E86) 03/06→01/09</b>							
<b>Bremssattel</b>							
3.0 si	195	04/06→08/08	➡	☐		24.3571-1733.5 240349	ATE - Halter
			➡	☐		24.3571-1734.5 240350	ATE - Halter
			➡	☐		24.3401-1703.5 240351	ATE - Halter
			➡	☐		24.3401-1704.5 240352	ATE - Halter
↓							

	kw			 	! #		
<b>BMW - Z4 Coupe (E86) 03/06→01/09</b>							
 <b>Bremssattel</b>							
M	252	04/06→08/08	←	☐		24.3601-9763.5 241119	ATE - Halter
			←	☐		24.3601-9764.5 241120	ATE - Halter
<b>Feder, Bremssattel</b>							
3.0 si	195	04/06→08/08			2	11.8116-0273.1 390515	ATE
			→		2	11.8116-0066.1 390577	ATE
M	252	04/06→08/08	←		2	11.8116-0083.1 390501	ATE
			→		2	11.8116-0296.1 390445	ATE
<b>Führungshülzensatz, Bremssattel</b>							
3.0 si	195	04/06→08/08	←			11.0101-5402.2 260009	ATE
M	252	04/06→08/08	→			11.0101-5402.2 260009	ATE
<b>Führungsbolzen, Bremssattel</b>							
3.0 si	195	04/06→08/08	←		2	11.8171-0008.1 990049	ATE
M	252	04/06→08/08	→		2	11.8171-0008.1 990049	ATE
<b>Dichtungssatz, Bremssattel</b>							
3.0 si	195	04/06→08/08	→			11.0441-4002.2 250011	ATE
M	252	04/06→08/08	←			11.0441-6003.2 250037	
 <b>Bremsschlauch</b>							
3.0 si	195	04/06→08/08	←		2	83.6152-0406.3 330789	L= 405
			→	☐		83.1294-0250.3 331267	L= 275 L2= 168 mit Rohrleitung
			→	☐		83.1294-0260.3 331268	L= 275 L2= 168 mit Rohrleitung
			→		2	83.6150-0206.3 330978	L= 205
M	252	04/06→08/08	→		2	83.6150-0206.3 330978	L= 205
<b>BMW - Z4 Roadster (E85) 09/02→12/09</b>							
 <b>Bremssattel</b>							
2.0 i	110	03/05→02/09	←	☐; 04/05→12/08		11.9541-9588.2 220420	ATE - Halter
			←	☐; 04/05→12/08		24.3541-9587.5 240527	ATE - Halter
			←	☐; 04/05→12/08		24.3541-9588.5 240528	ATE - Halter
			→	☐; 04/05→12/08		24.3401-1705.5 240423	ATE - Halter
			→	☐; 04/05→12/08		24.3401-1706.5 240424	ATE - Halter
2.2 i 2.5 i	125 141	10/03→10/05 12/02→12/05	←	☐		11.9541-9588.2 220420	ATE - Halter
			←	☐		24.3541-9587.5 240527	ATE - Halter
			←	☐		24.3541-9588.5 240528	ATE - Halter
			→	☐		24.3401-1705.5 240423	ATE - Halter
			→	☐		24.3401-1706.5 240424	ATE - Halter
2.5 i	130	09/05→02/09	←	☐; 01/06→12/08		11.9541-9588.2 220420	ATE - Halter
			←	☐; 01/06→12/08		24.3541-9587.5 240527	ATE - Halter
			←	☐; 01/06→12/08		24.3541-9588.5 240528	ATE - Halter
			→	☐; 01/06→12/08		24.3401-1705.5 240423	ATE - Halter
			→	☐; 01/06→12/08		24.3401-1706.5 240424	ATE - Halter
2.5 si	155	09/05→02/09	←	☐; 01/06→12/08		11.9541-9588.2 220420	ATE - Halter
			←	☐; 01/06→12/08		24.3541-9587.5 240527	ATE - Halter
			←	☐; 01/06→12/08		24.3541-9588.5 240528	ATE - Halter
			→	☐; 01/06→12/08		24.3401-1703.5 240351	ATE - Halter
			→	☐; 01/06→12/08		24.3401-1704.5 240352	ATE - Halter
2.5 si 3.0 i	160 170	01/06→08/08 12/02→12/05	←	☐		11.9541-9588.2 220420	ATE - Halter
			←	☐		24.3541-9587.5 240527	ATE - Halter
			←	☐		24.3541-9588.5 240528	ATE - Halter
			→	☐		24.3401-1703.5 240351	ATE - Halter
			→	☐		24.3401-1704.5 240352	ATE - Halter
3.0 si	195	01/06→08/08	←	☐		24.3571-1733.5 240349	ATE - Halter
↓							










	kw			 	! #				
<b>BMW - Z4 Roadster (E85) 09/02→12/09</b>									
<b>Bremssattel</b>									
3.0 si	195	01/06→08/08	←	☐		24.3571-1734.5	240350	ATE - Halter	
			→	☐		24.3401-1703.5	240351	ATE - Halter	
			→	☐		24.3401-1704.5	240352	ATE - Halter	
M	252	01/06→08/08	←	☐		24.3601-9763.5	241119	ATE - Halter	
			←	☐		24.3601-9764.5	241120	ATE - Halter	
<b>Halter, Bremssattel</b>									
2.0 i	110	03/05→02/09	←		04/05→ 12/08	2	11.8170-0729.1	260107	ATE
2.2 i	125	10/03→10/05	←			2	11.8170-0729.1	260107	ATE
2.5 i	141	12/02→12/05							
2.5 i	130	09/05→02/09	←		01/06→ 12/08	2	11.8170-0729.1	260107	ATE
2.5 si	155	09/05→02/09	←		01/06→ 12/08	2	11.8170-0730.1	260108	ATE
2.5 si	160	01/06→08/08	←			2	11.8170-0730.1	260108	ATE
3.0 i	170	12/02→12/05							
<b>Feder, Bremssattel</b>									
2.0 i	110	03/05→02/09			04/05→ 12/08	2	11.8116-0206.1	390593	ATE
			←		04/05→ 12/08	2	11.8116-0109.1	390495	ATE
			→		04/05→ 12/08	2	11.8116-0066.1	390577	ATE
2.2 i	125	10/03→10/05				2	11.8116-0206.1	390593	ATE
2.5 i	141	12/02→12/05	←			2	11.8116-0109.1	390495	ATE
2.5 si	160	01/06→08/08							
3.0 i	170	12/02→12/05	→			2	11.8116-0066.1	390577	ATE
2.5 i	130	09/05→02/09			01/06→ 12/08	2	11.8116-0206.1	390593	ATE
2.5 si	155	09/05→02/09	←		01/06→ 12/08	2	11.8116-0109.1	390495	ATE
			→		01/06→ 12/08	2	11.8116-0066.1	390577	ATE
3.0 si	195	01/06→08/08				2	11.8116-0273.1	390515	ATE
			→			2	11.8116-0066.1	390577	ATE
M	252	01/06→08/08	←			2	11.8116-0083.1	390501	ATE
			→			2	11.8116-0296.1	390445	ATE
<b>Führungshülzensatz, Bremssattel</b>									
2.0 i	110	03/05→02/09	←		04/05→ 12/08		11.0101-5402.2	260009	ATE
			→		04/05→ 12/08		11.0101-5402.2	260009	ATE
2.2 i	125	10/03→10/05	←				11.0101-5402.2	260009	ATE
2.5 i	141	12/02→12/05							
2.5 si	160	01/06→08/08	→				11.0101-5402.2	260009	ATE
3.0 i	170	12/02→12/05							
3.0 si	195	01/06→08/08							
M	252	01/06→08/08							
2.5 i	130	09/05→02/09	←		01/06→ 12/08		11.0101-5402.2	260009	ATE
2.5 si	155	09/05→02/09	→		01/06→ 12/08		11.0101-5402.2	260009	ATE
<b>Führungsbolzen, Bremssattel</b>									
2.0 i	110	03/05→02/09	←		04/05→ 12/08	2	11.8171-0008.1	990049	ATE
			→		04/05→ 12/08	2	11.8171-0008.1	990049	ATE
2.2 i	125	10/03→10/05	←			2	11.8171-0008.1	990049	ATE
2.5 i	141	12/02→12/05							
2.5 si	160	01/06→08/08	→			2	11.8171-0008.1	990049	ATE
3.0 i	170	12/02→12/05							
3.0 si	195	01/06→08/08							
M	252	01/06→08/08							
2.5 i	130	09/05→02/09	←		01/06→ 12/08	2	11.8171-0008.1	990049	ATE
2.5 si	155	09/05→02/09	→		01/06→ 12/08	2	11.8171-0008.1	990049	ATE
<b>Dichtungssatz, Bremssattel</b>									
2.0 i	110	03/05→02/09	←		04/05→ 12/08		11.0441-5402.2	250028	ATE
			→		04/05→ 12/08		11.0441-4002.2	250011	ATE
2.2 i	125	10/03→10/05	←				11.0441-5402.2	250028	ATE
2.5 i	141	12/02→12/05							
2.5 si	160	01/06→08/08	→				11.0441-4002.2	250011	ATE
3.0 i	170	12/02→12/05							
2.5 i	130	09/05→02/09	←		01/06→ 12/08		11.0441-5402.2	250028	ATE
2.5 si	155	09/05→02/09	→		01/06→ 12/08		11.0441-4002.2	250011	ATE
↓									

	kw			 	! #		
<b>BMW - Z4 Roadster (E85) 09/02→12/09</b>							
<b>Dichtungssatz, Bremssattel</b>							
3.0 si	195	01/06→08/08	➡			11.0441-4002.2 250011	ATE
M	252	01/06→08/08	➡			11.0441-6003.2 250037	
<b> Bremsschlauch</b>							
2.0 i	110	03/05→02/09	➡	04/05→ 12/08	2	83.6152-0406.3 330789	L= 405
			➡	 ; 04/05→ 12/08		83.1294-0250.3 331267	L= 275 L2= 168 mit Rohrleitung
			➡	 ; 04/05→ 12/08		83.1294-0260.3 331268	L= 275 L2= 168 mit Rohrleitung
			➡	am Bremssattel; 04/05→ 12/08	2	83.6150-0206.3 330978	L= 205
2.2 i 2.5 i 2.5 si 3.0 i 3.0 si	125 141 160 170 195	10/03→10/05 12/02→12/05 01/06→08/08 12/02→12/05 01/06→08/08	➡		2	83.6152-0406.3 330789	L= 405
			➡			83.1294-0250.3 331267	L= 275 L2= 168 mit Rohrleitung
			➡			83.1294-0260.3 331268	L= 275 L2= 168 mit Rohrleitung
			➡	am Bremssattel	2	83.6150-0206.3 330978	L= 205
2.5 i 2.5 si	130 155	09/05→02/09 09/05→02/09	➡	01/06→ 12/08	2	83.6152-0406.3 330789	L= 405
			➡	 ; 01/06→ 12/08		83.1294-0250.3 331267	L= 275 L2= 168 mit Rohrleitung
			➡	 ; 01/06→ 12/08		83.1294-0260.3 331268	L= 275 L2= 168 mit Rohrleitung
			➡	am Bremssattel; 01/06→ 12/08	2	83.6150-0206.3 330978	L= 205
M	252	01/06→08/08	➡	am Bremssattel	2	83.6150-0206.3 330978	L= 205
<b>BMW - Z4 Roadster (E89) 02/09→08/16</b>							
<b> Bremssattel</b>							
sDrive 18 i	115	04/13→08/16	➡ 			24.3571-9753.5 241092	ATE - Halter
sDrive 20 i	120	09/11→08/16	➡ 			24.3571-9754.5 241093	ATE - Halter
sDrive 20 i	135	09/11→08/16	➡ 			24.6242-1701.5 240792	TRW + EMot / - Halter + FSB
sDrive 23 i	150	03/09→08/11	➡ 			24.6242-1702.5 240793	TRW + EMot / - Halter + FSB
sDrive 28 i	180	09/11→08/16	➡ 			24.6242-1701.5 240792	TRW + EMot / - Halter + FSB
sDrive 30 i	190	02/09→08/11	➡ 			24.6242-1702.5 240793	TRW + EMot / - Halter + FSB
sDrive 30 i	195	05/09→08/11	➡ 			24.6242-1702.5 240793	TRW + EMot / - Halter + FSB
<b>Feder, Bremssattel</b>							
sDrive 18 i	115	04/13→08/16	➡		2	11.8116-0137.1 390612	ATE
sDrive 20 i	120	09/11→08/16					
sDrive 20 i	135	09/11→08/16					
sDrive 23 i	150	03/09→08/11					
sDrive 28 i	180	09/11→08/16					
sDrive 30 i	190	02/09→08/11					
sDrive 30 i	195	05/09→08/11					
sDrive 35 i	224	02/09→08/16			2	11.8116-0315.2 390447	ATE
sDrive 35 i	225	02/09→08/16					
sDrive 35 is	250	03/10→08/16					
<b>Führungshülzensatz, Bremssattel</b>							
sDrive 18 i	115	04/13→08/16	➡			11.0101-5402.2 260009	ATE
sDrive 20 i	120	09/11→08/16					
sDrive 20 i	135	09/11→08/16					
sDrive 23 i	150	03/09→08/11					
sDrive 28 i	180	09/11→08/16					
sDrive 30 i	190	02/09→08/11					
sDrive 30 i	195	05/09→08/11					
sDrive 35 i	224	02/09→08/16	➡			11.0101-6006.2 260098	ATE
sDrive 35 i	225	02/09→08/16					
sDrive 35 is	250	03/10→08/16					
<b>Führungsbolzen, Bremssattel</b>							
sDrive 18 i	115	04/13→08/16			2	11.8171-0008.1 990049	ATE
sDrive 20 i	120	09/11→08/16					
sDrive 20 i	135	09/11→08/16					
sDrive 23 i	150	03/09→08/11					
sDrive 28 i	180	09/11→08/16					
sDrive 30 i	190	02/09→08/11					
sDrive 30 i	195	05/09→08/11					
sDrive 35 i	224	02/09→08/16					
sDrive 35 i	225	02/09→08/16					
sDrive 35 is	250	03/10→08/16					
<b> Bremsschlauch</b>							
sDrive 18 i	115	04/13→08/16	➡		2	24.5174-0526.3 331365	L= 520
sDrive 20 i	120	09/11→08/16					
sDrive 20 i	135	09/11→08/16					
sDrive 23 i	150	03/09→08/11					
↓							










	kW			 	! #		
<b>BMW - Z4 Roadster (E89) 02/09→08/16</b>							
 <b>Bremsschlauch</b>							
sDrive 28 i	180	09/11→08/16	←		2	24.5174-0526.3 331365	L= 520
sDrive 30 i	190	02/09→08/11					
sDrive 30 i	195	05/09→08/11					
sDrive 35 i	224	02/09→08/16					
sDrive 35 i	225	02/09→08/16					
sDrive 35 is	250	03/10→08/16					
<b>BMW - Z8 Roadster (E52) 01/00→12/03</b>							
<b>Feder, Bremssattel</b>							
4.9	294	01/00→12/03			2	11.8116-0260.1 390597	ATE
			→		2	11.8116-0296.1 390445	ATE
<b>Führungshülsensatz, Bremssattel</b>							
4.9	294	01/00→12/03	←			11.0101-6004.2 260014	ATE
			→			11.0101-5402.2 260009	ATE
<b>Führungsbolzen, Bremssattel</b>							
4.9	294	01/00→12/03	←		2	11.8171-0008.1 990049	ATE
			→		2	11.8171-0008.1 990049	ATE
 <b>Bremsschlauch</b>							
4.9	294	01/00→12/03	→		2	24.5113-0283.3 331395	L= 283
<b>CHEVROLET - AVEO / KALOS Schrägheck (T200) 02/03→05/08</b>							
 <b>Bremssattel</b>							
1.2	53	01/04→05/08	←			24.3521-1709.5 240455	- Halter
1.4	61	03/05→05/08					
1.4 16V	69	05/03→05/08	←			24.3521-1710.5 240456	- Halter
 <b>Bremsschlauch</b>							
1.2	53	01/04→05/08	←		2	24.5286-0342.3 331138	L= 341
1.4	61	03/05→05/08					
1.4 16V	69	05/03→05/08	→		2	24.5247-0205.3 331094	L= 205
<b>CHEVROLET - AVEO / KALOS Schrägheck (T250, T255) 06/06→</b>							
 <b>Bremssattel</b>							
1.2	53	06/06→	←	 ; → 07/11		24.3521-1709.5 240455	- Halter
1.2	55	04/08→					
1.2	62	04/08→	←	 ; → 07/11		24.3521-1710.5 240456	- Halter
1.2 LPG	60	06/08→11/12					
1.2 LPG	62	04/08→12/11					
1.4	74	04/08→					
1.4 16V	69	06/06→05/08	←			24.3521-1709.5 240455	- Halter
			←			24.3521-1710.5 240456	- Halter
 <b>Bremsschlauch</b>							
1.2	53	06/06→	←	→ 07/11	2	24.5286-0342.3 331138	L= 341
1.2	55	04/08→					
1.2	62	04/08→	→	→ 07/11	2	24.5247-0205.3 331094	L= 205
1.2 LPG	60	06/08→11/12					
1.2 LPG	62	04/08→12/11					
1.4	74	04/08→					
1.4 16V	69	06/06→05/08	←		2	24.5286-0342.3 331138	L= 341
			→		2	24.5247-0205.3 331094	L= 205
<b>CHEVROLET - AVEO / KALOS Stufenheck (T200) 01/03→12/08</b>							
 <b>Bremssattel</b>							
1.4	69	05/03→05/08	←	 ; 03/06→		24.3521-1709.5 240455	- Halter
			←	 ; 03/06→		24.3521-1710.5 240456	- Halter
 <b>Bremsschlauch</b>							
1.4	69	05/03→05/08	←	03/06→	2	24.5286-0342.3 331138	L= 341
			→	03/06→	2	24.5247-0205.3 331094	L= 205
1.5	63	10/04→05/06	←		2	24.5286-0342.3 331138	L= 341
			→		2	24.5247-0205.3 331094	L= 205















	kw			 	! #		
<b>CHEVROLET - AVEO / KALOS Stufenheck (T250, T255) 03/05→</b>							
 <b>Bremssattel</b>							
1.2	53	03/05→12/07	←	☐		24.3521-1709.5 240455	- Halter
			←	☐		24.3521-1710.5 240456	- Halter
1.2	55	01/08→	←	☐; → 07/11		24.3521-1709.5 240455	- Halter
1.2	62	01/08→	←	☐; → 07/11		24.3521-1710.5 240456	- Halter
1.2 LPG	62	01/09→	←	☐; → 07/11			
1.4	74	09/08→					
1.4	61	03/05→	←	☐; → 05/08		24.3521-1709.5 240455	- Halter
			←	☐; → 05/08		24.3521-1710.5 240456	- Halter
1.4	69	03/05→12/07	←	☐; 03/06→		24.3521-1709.5 240455	- Halter
			←	☐; 03/06→		24.3521-1710.5 240456	- Halter
 <b>Bremsschlauch</b>							
1.2	53	03/05→12/07	←		2	24.5286-0342.3 331138	L= 341
1.4	69	03/05→12/07	→		2	24.5247-0205.3 331094	L= 205
1.2	55	01/08→	←	→ 07/11	2	24.5286-0342.3 331138	L= 341
1.2	62	01/08→	→	→ 07/11	2	24.5247-0205.3 331094	L= 205
1.2 LPG	62	01/09→	→	→ 07/11	2	24.5247-0205.3 331094	L= 205
1.4	74	09/08→					
1.4	61	03/05→	←	→ 05/08	2	24.5286-0342.3 331138	L= 341
			→	→ 05/08	2	24.5247-0205.3 331094	L= 205
<b>CHEVROLET - AVEO Schrägheck (T300) 03/11→</b>							
 <b>Bremssattel</b>							
1.2	51	03/11→	←	☐; Felgenreöße [Zoll]: 15		11.9601-2603.2 220915	ATE - Halter
1.2	63	03/11→	←	☐; Felgenreöße [Zoll]: 15		11.9601-2604.2 220916	ATE - Halter
1.2 LPG	63	11/12→12/15	←	☐; Felgenreöße [Zoll]: 15			
1.3 D	55	07/11→					
1.3 D	70	07/11→					
1.4	74	03/11→					
1.6	85	03/11→					
1.4 Turbo	103	08/13→	←	☐		11.9601-2603.2 220915	ATE - Halter
			←	☐		11.9601-2604.2 220916	ATE - Halter
			→	☐		24.3382-7003.5 241076	ATE - Halter
			→	☐		24.3382-7004.5 241077	ATE - Halter
<b>Halter, Bremssattel</b>							
1.4 Turbo	103	08/13→	→		2	11.8170-1105.1 260112	ATE
<b>CHEVROLET - AVEO Stufenheck (T300) 03/11→</b>							
 <b>Bremssattel</b>							
1.2	51	03/11→	←	☐; Felgenreöße [Zoll]: 15		11.9601-2603.2 220915	ATE - Halter
1.2	63	03/11→	←	☐; Felgenreöße [Zoll]: 15		11.9601-2604.2 220916	ATE - Halter
1.2 LPG	63	11/12→12/15	←	☐; Felgenreöße [Zoll]: 15			
1.3 D	55	07/11→					
1.3 D	70	07/11→					
1.4	74	07/11→					
1.6	85	03/11→					
<b>CHEVROLET - CRUZE (J300) 05/09→</b>							
 <b>Bremssattel</b>							
1.4	74	07/13→	←	☐; für Bremsscheibendurchmesser [mm]: 276		11.9601-2603.2 220915	ATE - Halter
1.6	80	05/09→					
1.6	83	05/09→					
1.6	86	12/12→					
1.7 D	96	01/12→	←	☐; für Bremsscheibendurchmesser [mm]: 276		11.9601-2604.2 220916	ATE - Halter
1.7 TD	81	11/13→					
1.8	104	05/09→	←	☐; für Bremsscheibendurchmesser [mm]: 300		24.3601-2601.5 241044	ATE - Halter
1.8 LPG	104	06/11→					
2.0 CDI	92	05/09→05/11					
2.0 CDI	110	05/09→	←	☐; für Bremsscheibendurchmesser [mm]: 300		24.3601-2602.5 241045	ATE - Halter
2.0 CDI	120	08/10→	←	☐; für Bremsscheibendurchmesser [mm]: 300		24.3382-7001.5 241060	ATE - Halter
			→	☐; für Bremsscheibendurchmesser [mm]: 292		24.3382-7002.5 241061	ATE - Halter
			→	☐; für Bremsscheibendurchmesser [mm]: 292			
↓							




























































































	kw			 	! #		
<b>CHEVROLET - CRUZE (J300) 05/09→</b>							
 <b>Bremssattel</b>							
1.4	74	07/13→	➔	☐; für Bremsscheibendurchmesser [mm]: 268		24.3382-7003.5 241076	ATE - Halter
1.6	80	05/09→					
1.6	83	05/09→	➔	☐; für Bremsscheibendurchmesser [mm]: 268		24.3382-7004.5 241077	ATE - Halter
1.6	86	12/12→					
1.7 D	96	01/12→					
1.7 TD	81	11/13→					
1.8	104	05/09→					
1.8 LPG	104	06/11→					
2.0 CDI	92	05/09→05/11					
2.0 CDI	110	05/09→					
2.0 CDI	120	08/10→					
1.4	103	09/10→	➔	☐; für Bremsscheibendurchmesser [mm]: 276		11.9601-2603.2 220915	ATE - Halter
			➔	☐; für Bremsscheibendurchmesser [mm]: 276		11.9601-2604.2 220916	ATE - Halter
			➔	☐; für Bremsscheibendurchmesser [mm]: 300		24.3601-2601.5 241044	ATE - Halter
			➔	☐; für Bremsscheibendurchmesser [mm]: 300		24.3601-2602.5 241045	ATE - Halter
1.6	91	05/09→	➔	☐; für Bremsscheibendurchmesser [mm]: 276		11.9601-2603.2 220915	ATE - Halter
			➔	☐; für Bremsscheibendurchmesser [mm]: 276		11.9601-2604.2 220916	ATE - Halter
			➔	☐; für Bremsscheibendurchmesser [mm]: 300		24.3601-2601.5 241044	ATE - Halter
			➔	☐; für Bremsscheibendurchmesser [mm]: 300		24.3601-2602.5 241045	ATE - Halter
			➔	☐; für Bremsscheibendurchmesser [mm]: 292		24.3382-7001.5 241060	ATE - Halter
			➔	☐; für Bremsscheibendurchmesser [mm]: 268		24.3382-7002.5 241061	ATE - Halter
			➔	☐; für Bremsscheibendurchmesser [mm]: 268		24.3382-7004.5 241077	ATE - Halter
			➔	☐; für Bremsscheibendurchmesser [mm]: 268		24.3382-7003.5 241076	ATE - Halter
<b>Halter, Bremssattel</b>							
1.4	74	07/13→	➔	☐; für Bremsscheibendurchmesser [mm]: 268	2	11.8170-1105.1 260112	ATE
1.6	80	05/09→					
1.6	83	05/09→	➔	☐; für Bremsscheibendurchmesser [mm]: 292		11.8170-1106.1 260113	ATE
1.6	91	05/09→					
1.7 D	96	01/12→					
1.7 TD	81	11/13→					
1.8	104	05/09→					
1.8 LPG	104	06/11→					
2.0 CDI	92	05/09→05/11					
2.0 CDI	110	05/09→					
2.0 CDI	120	08/10→					
1.6	86	12/12→	➔	☐; Felgenreöße [Zoll]: 15		11.8170-1105.1 260112	ATE
			➔	☐; Felgenreöße [Zoll]: 15		11.8170-1105.1 260112	ATE
			➔	☐; Felgenreöße [Zoll]: 16		11.8170-1106.1 260113	ATE
			➔	☐; Felgenreöße [Zoll]: 16		11.8170-1106.1 260113	ATE
 <b>Bremsschlauch</b>							
1.6	80	05/09→	➔	→ 07/12	2	24.5176-0400.3 331492	L= 400
1.6	83	05/09→					
1.6	91	05/09→					
1.7 D	96	01/12→					
1.8	104	05/09→					
1.8 LPG	104	06/11→					
2.0 CDI	110	05/09→					
2.0 CDI	120	08/10→					
2.0 CDI	92	05/09→05/11	➔		2	24.5176-0400.3 331492	L= 400



	kw			 	! #		
<b>CHEVROLET - CRUZE Schrägheck (J305) 12/10→</b>							
 <b>Bremssattel</b>							
1.4	74	07/13→	←	☐; für Bremsscheibendurchmesser [mm]: 276		11.9601-2603.2 220915	ATE - Halter
1.6	86	12/12→					
1.6	91	06/11→					
1.7 D	96	01/12→	←	☐; für Bremsscheibendurchmesser [mm]: 276		11.9601-2604.2 220916	ATE - Halter
1.7 TD	81	08/13→					
1.8	104	06/11→					
1.8 LPG	104	06/11→					
2.0 CDI	120	06/11→	←	☐; für Bremsscheibendurchmesser [mm]: 300		24.3601-2601.5 241044	ATE - Halter
			←	☐; für Bremsscheibendurchmesser [mm]: 300		24.3601-2602.5 241045	ATE - Halter
			→	☐; für Bremsscheibendurchmesser [mm]: 292		24.3382-7001.5 241060	ATE - Halter
			→	☐; für Bremsscheibendurchmesser [mm]: 292		24.3382-7002.5 241061	ATE - Halter
			→	☐; für Bremsscheibendurchmesser [mm]: 268		24.3382-7003.5 241076	ATE - Halter
			→	☐; für Bremsscheibendurchmesser [mm]: 268		24.3382-7004.5 241077	ATE - Halter
1.4	103	06/12→	←	☐; 08/12→; für Bremsscheibendurchmesser [mm]: 276		11.9601-2603.2 220915	ATE - Halter
			←	☐; 08/12→; für Bremsscheibendurchmesser [mm]: 276		11.9601-2604.2 220916	ATE - Halter
			←	☐; 08/12→; für Bremsscheibendurchmesser [mm]: 300		24.3601-2601.5 241044	ATE - Halter
			←	☐; 08/12→; für Bremsscheibendurchmesser [mm]: 300		24.3601-2602.5 241045	ATE - Halter
			→	☐; 08/12→; für Bremsscheibendurchmesser [mm]: 292		24.3382-7001.5 241060	ATE - Halter
			→	☐; 08/12→; für Bremsscheibendurchmesser [mm]: 292		24.3382-7002.5 241061	ATE - Halter
			→	☐; 08/12→; für Bremsscheibendurchmesser [mm]: 268		24.3382-7003.5 241076	ATE - Halter
			→	☐; 08/12→; für Bremsscheibendurchmesser [mm]: 268		24.3382-7004.5 241077	ATE - Halter
<b>Halter, Bremssattel</b>							
1.4	74	07/13→	→	für Bremsscheibendurchmesser [mm]: 268	2	11.8170-1105.1 260112	ATE
1.6	86	12/12→					
1.6	91	06/11→	→	für Bremsscheibendurchmesser [mm]: 292		11.8170-1106.1 260113	ATE
1.7 D	96	01/12→					
1.7 TD	81	08/13→					
1.8	104	06/11→					
1.8 LPG	104	06/11→					
2.0 CDI	120	06/11→					
1.4	103	06/12→	→	08/12→; für Bremsscheibendurchmesser [mm]: 268	2	11.8170-1105.1 260112	ATE
			→	08/12→; für Bremsscheibendurchmesser [mm]: 292		11.8170-1106.1 260113	ATE
 <b>Bremsschlauch</b>							
1.6	91	06/11→	←	→ 07/12	2	24.5176-0400.3 331492	L= 400
1.7 D	96	01/12→					
1.8	104	06/11→					
1.8 LPG	104	06/11→					
2.0 CDI	120	06/11→					

	kw			 	! #		
<b>CHEVROLET - CRUZE Station Wagon (J308) 08/12→</b>							
 <b>Bremssattel</b>							
1.4	74	07/13→	←	☐; für Bremsscheibendurchmesser [mm]: 276		11.9601-2603.2 220915	ATE - Halter
1.4	103	08/12→					
1.6	86	12/12→					
1.6	91	08/12→	←	☐; für Bremsscheibendurchmesser [mm]: 276		11.9601-2604.2 220916	ATE - Halter
1.7 TD	81	11/13→					
1.7 TD	96	08/12→					
1.8	104	08/12→					
2.0 TD	120	08/12→	←	☐; für Bremsscheibendurchmesser [mm]: 300		24.3601-2601.5 241044	ATE - Halter
			←	☐; für Bremsscheibendurchmesser [mm]: 300		24.3601-2602.5 241045	ATE - Halter
			→	☐; für Bremsscheibendurchmesser [mm]: 292		24.3382-7001.5 241060	ATE - Halter
			→	☐; für Bremsscheibendurchmesser [mm]: 292		24.3382-7002.5 241061	ATE - Halter
			→	☐; für Bremsscheibendurchmesser [mm]: 268		24.3382-7003.5 241076	ATE - Halter
			→	☐; für Bremsscheibendurchmesser [mm]: 268		24.3382-7004.5 241077	ATE - Halter
<b>Halter, Bremssattel</b>							
1.4	74	07/13→	→	für Bremsscheibendurchmesser [mm]: 268	2	11.8170-1105.1 260112	ATE
1.4	103	08/12→					
1.6	86	12/12→					
1.6	91	08/12→	→	für Bremsscheibendurchmesser [mm]: 292		11.8170-1106.1 260113	ATE
1.7 TD	81	11/13→					
1.7 TD	96	08/12→					
1.8	104	08/12→					
2.0 TD	120	08/12→					
<b>CHEVROLET - LACETTI (J200) 03/03→</b>							
 <b>Bremssattel</b>							
1.4 16V	70	03/05→	←	☐; → 12/10		24.3541-1859.5 240735	- Halter
1.4 LPG	69	01/05→12/12					
1.6	80	03/05→	←	☐; → 12/10		24.3541-1860.5 240736	- Halter
1.8	89	08/05→					
1.8	90	03/05→					
2.0 D	89	01/07→					
<b>CHEVROLET - LACETTI Kombi (J200) 08/03→</b>							
 <b>Bremssattel</b>							
1.6	80	03/05→	←	☐; → 12/10		24.3541-1859.5 240735	- Halter
			←	☐; → 12/10		24.3541-1860.5 240736	- Halter
<b>CHEVROLET - LACETTI Stufenheck (J200) 03/03→03/13</b>							
 <b>Bremssattel</b>							
1.4	69	03/05→03/13	←	☐; → 12/10		24.3541-1859.5 240735	- Halter
1.6	80	03/05→03/13	←	☐; → 12/10		24.3541-1860.5 240736	- Halter
<b>CHEVROLET - MALIBU (V300) 01/12→</b>							
 <b>Bremsschlauch</b>							
2.0 D	115	04/12→	←		2	24.5176-0494.3 331447	L= 494
2.0 D	118	04/12→					
2.4	123	01/12→	→		2	24.5176-0384.3 331373	L= 384
<b>CHEVROLET - MATIZ (M200, M250) 03/05→</b>							
 <b>Bremssattel</b>							
0.8	38	03/05→12/13	←	☐; → 12/10		24.3481-1773.5 240377	- Halter
1.0	48	01/07→					
1.0	49	03/05→	←	☐; → 12/10		24.3481-1774.5 240378	- Halter
0.8 LPG	38	03/05→	←	☐		24.3481-1773.5 240377	- Halter
1.0	47	03/05→12/07					
1.0 LPG	49	03/05→03/11	←	☐		24.3481-1774.5 240378	- Halter
 <b>Bremsschlauch</b>							
0.8	38	03/05→12/13	←	→ 12/10; - ABS	2	24.5283-0403.3 331136	L= 404
1.0	48	01/07→					
↓							

	kw			 	! #		
<b>CHEVROLET - MATIZ (M200, M250) 03/05→</b>							
 <b>Bremsschlauch</b>							
1.0	49	03/05→		→ 12/10; + ABS	2	24.5291-0425.3 331029	L= 425
				→ 12/10	2	24.5284-0220.3 330970	L= 220
0.8 LPG	38	03/05→		- ABS	2	24.5283-0403.3 331136	L= 404
1.0 LPG	47	03/05→12/07		+ ABS	2	24.5291-0425.3 331029	L= 425
1.0 LPG	49	03/05→03/11			2	24.5284-0220.3 330970	L= 220
<b>CHEVROLET - NUBIRA Kombi 01/05→12/11</b>							
 <b>Bremssattel</b>							
1.6	80	03/05→12/11		 ; → 12/10		24.3541-1859.5 240735	- Halter
1.8	89	08/05→12/11		 ; → 12/10		24.3541-1860.5 240736	- Halter
2.0 D	89	01/07→12/11		 ; → 12/10		24.3541-1860.5 240736	- Halter
1.8	90	03/05→12/09				24.3541-1859.5 240735	- Halter
						24.3541-1860.5 240736	- Halter
<b>CHEVROLET - NUBIRA Stufenheck 01/05→12/11</b>							
 <b>Bremssattel</b>							
1.4	69	01/05→12/07				24.3541-1859.5 240735	- Halter
1.4	70	01/06→12/08				24.3541-1860.5 240736	- Halter
1.8	89	01/06→09/07				24.3541-1860.5 240736	- Halter
1.8	90	03/05→12/09				24.3541-1859.5 240735	- Halter
1.6	80	03/05→12/11		 ; → 12/10		24.3541-1859.5 240735	- Halter
2.0 D	89	01/05→12/11		 ; → 12/10		24.3541-1860.5 240736	- Halter
<b>CHEVROLET - ORLANDO (J309) 12/10→</b>							
 <b>Bremssattel</b>							
1.4	103	06/12→				24.3601-2601.5 241044	ATE - Halter
1.8	104	02/11→				24.3601-2602.5 241045	ATE - Halter
1.8 LPG	104	06/11→				24.3601-2602.5 241045	ATE - Halter
2.0 D	96	02/11→				24.3601-2602.5 241045	ATE - Halter
2.0 D	120	02/11→				24.3601-2602.5 241045	ATE - Halter
<b>Halter, Bremssattel</b>							
1.4	103	06/12→				11.8170-1106.1 260113	ATE
1.8 LPG	104	06/11→				11.8170-1106.1 260113	ATE
 <b>Bremsschlauch</b>							
1.8	104	02/11→			2	24.5176-0400.3 331492	L= 400
1.8 LPG	104	06/11→					
2.0 D	96	02/11→					
2.0 D	120	02/11→					
<b>CHEVROLET - SPARK 05/05→</b>							
 <b>Bremssattel</b>							
0.8	37	05/05→02/10				24.3481-1773.5 240377	- Halter
						24.3481-1774.5 240378	- Halter
1.0 SX	46	05/05→		 ; → 02/10		24.3481-1773.5 240377	- Halter
1.0 SX	49	05/05→		 ; → 02/10		24.3481-1774.5 240378	- Halter
 <b>Bremsschlauch</b>							
0.8	37	05/05→02/10			2	24.5283-0403.3 331136	L= 404
					2	24.5284-0220.3 330970	L= 220
1.0 SX	46	05/05→		→ 02/10	2	24.5283-0403.3 331136	L= 404
1.0 SX	49	05/05→		→ 02/10	2	24.5284-0220.3 330970	L= 220
<b>CHEVROLET - SPARK (M300) 12/09→</b>							
 <b>Bremsschlauch</b>							
1.0	50	03/10→			2	24.5286-0345.3 331514	L= 345
1.0 LPG	48	07/10→			2	24.5279-0215.3 331513	L= 215
1.0 LPG	50	03/10→					
1.2	60	03/10→					
1.2 LPG	60	03/10→					

	kW			 	! #		
<b>CHEVROLET - TRAX 12/12→</b>							
 <b>Bremssattel</b>							
1.4	103	12/12→	←	☐		24.3601-2601.5 241044	ATE - Halter
1.4 AWD	103	12/12→	←	☐		24.3601-2602.5 241045	ATE - Halter
1.4 LPG	103	04/13→	←	☐			
1.6	85	12/12→	→	☐		24.3382-7003.5 241076	ATE - Halter
1.6 D	100	11/14→12/15	→	☐			
1.7 TD	96	12/12→	→	☐		24.3382-7004.5 241077	ATE - Halter
1.7 TD AWD	96	12/12→					
1.8	103	03/13→					
<b>Zubehörsatz, Bremssattel</b>							
1.4	103	12/12→	→			11.0103-0001.2 250156	ATE
1.4 AWD	103	12/12→					
1.4 LPG	103	04/13→					
1.6	85	12/12→					
1.7 TD	96	12/12→					
1.7 TD AWD	96	12/12→					
1.8	103	03/13→					
 <b>Bremsschlauch</b>							
1.4	103	12/12→	←		2	24.5176-0475.3 331592	L= 475
1.4 AWD	103	12/12→					
1.4 LPG	103	04/13→					
1.6	85	12/12→					
1.6 D	100	11/14→12/15					
1.7 TD	96	12/12→					
1.7 TD AWD	96	12/12→					
1.8	103	03/13→					
<b>CHEVROLET - VOLT 04/11→</b>							
 <b>Bremssattel</b>							
EV 150	111	11/11→	←	☐		24.3601-2601.5 241044	ATE - Halter
			←	☐		24.3601-2602.5 241045	ATE - Halter
			→	☐; + eFSB		24.3382-7001.5 241060	ATE - Halter
			→	☐; + eFSB		24.3382-7002.5 241061	ATE - Halter
<b>Halter, Bremssattel</b>							
EV 150	111	11/11→	→			11.8170-1106.1 260113	ATE
 <b>Bremsschlauch</b>							
EV 150	111	11/11→	←		2	24.5176-0400.3 331492	L= 400
<b>CHRYSLER - PT CRUISER (PT_) 06/00→12/10</b>							
 <b>Bremssattel</b>							
1.6	85	11/01→12/10	←	☐; → 09/10		24.3571-1779.5 240737	- Halter
2.0	100	10/04→12/10	←	☐; → 09/10		24.3571-1780.5 240738	- Halter
2.2 CRD	89	03/02→12/10					
2.2 CRD	110	08/05→12/10					
2.4	105	08/05→12/10					
2.4	110	06/00→12/10					
GT 2.4	164	08/03→12/10					
2.0	104	06/00→09/04	←	☐		24.3571-1779.5 240737	- Halter
			←	☐		24.3571-1780.5 240738	- Halter
<b>CHRYSLER - PT CRUISER Cabriolet 06/00→12/10</b>							
 <b>Bremssattel</b>							
2.4	105	03/04→03/08	←	☐		24.3571-1779.5 240737	- Halter
2.4 GT	164	03/04→03/08	←	☐		24.3571-1780.5 240738	- Halter
<b>CHRYSLER - VOYAGER IV (RG, RS) 09/99→12/08</b>							
 <b>Bremssattel</b>							
2.4	108	02/00→12/08	→		2	24.3421-1711.5 240757	- Halter
2.5 CRD	88	08/05→12/08					
2.5 CRD	105	02/00→12/08					
2.8 CRD	110	06/04→12/08					
3.3	128	02/00→12/08					
3.3 AWD	128	02/00→12/08					
3.8	160	02/00→12/08					
3.8 AWD	160	02/00→12/08					

**CITROËN - AX (ZA-) 07/86→12/98**

**Dichtungssatz, Bremssattel**

10	33	07/86→12/98	←	→Orga 05089	11.0441-4501.2	250015	ATE
			←	Orga 05090→	11.0441-4501.2	250015	ATE
10	37	02/87→12/98	←	07/92→	11.0441-4501.2	250015	ATE
11	44	09/86→12/97	←	Orga 05090→	11.0441-4501.2	250015	ATE
			←	10/89→; →Orga 05089	11.0441-4501.2	250015	ATE
14 (ZA)	55	04/87→04/97	←	05090→ 05277	11.0441-4501.2	250015	ATE
			←	03/89→; →Orga 05089	11.0441-4501.2	250015	ATE
14 D	37	08/91→12/97	←	05090→ 05277	11.0441-4501.2	250015	ATE
			←	→Orga 05089	11.0441-4501.2	250015	ATE










**Bremsschlauch**

1.4 GTi 1.4 GTi	66	08/91→12/96 06/91→12/96	←		2	24.5111-0290.3	330108	L= 290
	69		→	→Orga 06321; + ABS	2	24.5228-0195.3	330469	L= 202
			→	→Orga 06321; - ABS	2	24.5228-0200.3	330470	L= 200
			→	Orga 06322→	2	24.5229-0199.3	330534	L= 200
10	33	07/86→12/98	←	Orga 03826→	2	24.5111-0336.3	330570	L= 335
			→	→Orga 03825; für Fahrzeuge ohne Bremskraftverstärker	2	24.5228-0200.3	330470	L= 200
			→	→Orga 06321; für Fahrzeuge mit Bremskraftverstärker	2	24.5228-0200.3	330470	L= 200
			→	Orga 06322→	2	24.5229-0199.3	330534	L= 200
10	37	02/87→12/98	←	07/92→	2	24.5111-0336.3	330570	L= 335
			→	07/92→; →Orga 06321	2	24.5228-0200.3	330470	L= 200
			→	Orga 06322→	2	24.5229-0199.3	330534	L= 200
11	44	09/86→12/97	←	Orga 05106→	2	24.5111-0336.3	330570	L= 335
			→	10/89→; →Orga 06321	2	24.5228-0200.3	330470	L= 200
			→	Orga 06322→	2	24.5229-0199.3	330534	L= 200
14 (ZA)	55	04/87→04/97	←	Orga 05278→; → 12/96	2	24.5111-0290.3	330108	L= 290
			←	Orga 05106→; → 04/91	2	24.5111-0336.3	330570	L= 335
			→	03/89→; →Orga 06321	2	24.5228-0200.3	330470	L= 200
			→	Orga 06322→; → 12/96	2	24.5229-0199.3	330534	L= 200
14 4x4	55	08/91→12/96	←		2	24.5111-0290.3	330108	L= 290
			→		2	24.5229-0265.3	330540	L= 265
14 D	37	08/91→12/97	←	Orga 05278→	2	24.5111-0290.3	330108	L= 290
			→	→Orga 06321	2	24.5228-0200.3	330470	L= 200
			→	Orga 06322→	2	24.5229-0199.3	330534	L= 200
15 D	40	08/94→12/97	←		2	24.5111-0290.3	330108	L= 290
			→		2	24.5229-0199.3	330534	L= 200





















































**CITROËN - BERLINGO / BERLINGO FIRST Großraumlimousine (MF\_, GJK\_, GFK\_ 07/96→12/11**

**Bremssattel**








1.1 i (MFHDZ, MFHFX) 1.4 i (MFKFX, MFKFW, GJKFWB, GJKFWC, GFKFWC)	44	07/96→05/08 07/96→12/11	←	☐; →Orga 09127	24.3541-1757.5	240934	TRW - Halter
	55		←	☐; →Orga 09127	24.3541-1758.5	240935	TRW - Halter
			←	☐; Orga 09128→; → 03/08	24.3541-1771.5	240239	BOS - Halter
			←	☐; Orga 09429→; → 03/08	24.3541-1771.5	240239	BOS - Halter
			←	☐; Orga 09429→; → 03/08	24.3541-1772.5	240240	BOS - Halter
			←	☐; Orga 09128→; → 03/08	24.3541-1772.5	240240	BOS - Halter
			←	☐; →Orga 09428	24.3541-1777.5	240247	TRW - Halter
			←	☐; →Orga 09428	24.3541-1778.5	240248	TRW - Halter
1.4 bivalent 1.4 i bivalent (MFKFW) 1.6 HDI 75 (MF9HW, GJ9HWC, GF9HWC, GN9HWC)	48	11/02→12/11	←	☐; → 03/08	24.3541-1771.5	240239	BOS - Halter
	55	04/03→10/08	←	☐; → 03/08	24.3541-1772.5	240240	BOS - Halter
1.6 16V (MFNFU)	80	10/00→12/11	←	☐; →Orga 09127	24.3541-1757.5	240934	TRW - Halter
			←	☐; →Orga 09127	24.3541-1758.5	240935	TRW - Halter








	kw			 	! #			
<b>CITROËN - BERLINGO / BERLINGO FIRST Großraumlimousine (MF_, GJK_, GFK_ 07/96→12/11</b>								
 <b>Bremssattel</b>								
1.6 16V (MFNFU)	80	10/00→12/11	←	☐; Orga 09128→; → 03/08; + ESP	24.3541-1761.5	240233	- Halter	
			←	☐; Orga 09128→; → 03/08; + ESP	24.3541-1762.5	240234	- Halter	
			←	☐; Orga 09128→; → 03/08; - ESP	24.3541-1771.5	240239	BOS - Halter	
			←	☐; Orga 09128→; → 03/08; - ESP	24.3541-1772.5	240240	BOS - Halter	
			→	☐; → 03/08; + ESP	24.3387-1711.5	240868	TRW - Halter	
			→	☐; → 03/08; + ESP	24.3387-1712.5	240869	TRW - Halter	
1.6 HDI 90 (MF9HX)	66	07/05→05/08	←	☐; → 03/08; + ESP	24.3541-1761.5	240233	- Halter	
			←	☐; → 03/08; + ESP	24.3541-1762.5	240234	- Halter	
			←	☐; → 03/08; - ESP	24.3541-1771.5	240239	BOS - Halter	
			←	☐; → 03/08; - ESP	24.3541-1772.5	240240	BOS - Halter	
			→	☐; → 03/08; + ESP	24.3387-1711.5	240868	TRW - Halter	
			→	☐; → 03/08; + ESP	24.3387-1712.5	240869	TRW - Halter	
1.8 D (MFA9A) 1.8 i (MFLFX) 1.9 D (MFWJZ) 1.9 D 4WD (MFWJZ)	43 66 51 51	07/98→10/02 05/97→10/02 07/98→10/05 07/98→10/05	←	☐; →Orga 09127	24.3541-1757.5	240934	TRW - Halter	
	←	☐; →Orga 09127	24.3541-1758.5	240935	TRW - Halter			
	←	☐; Orga 09128→	24.3541-1771.5	240239	BOS - Halter			
	←	☐; Orga 09128→	24.3541-1772.5	240240	BOS - Halter			
1.8 i 4WD (MFLFX)	66	04/97→10/01	←	☐; 05/97→; →Orga 09127	24.3541-1757.5	240934	TRW - Halter	
			←	☐; 05/97→; →Orga 09127	24.3541-1758.5	240935	TRW - Halter	
			←	☐; Orga 09128→	24.3541-1771.5	240239	BOS - Halter	
			←	☐; Orga 09128→	24.3541-1772.5	240240	BOS - Halter	
1.9 D (MFDJY)	50	07/96→12/03	←	☐; →Orga 09127; V	24.3541-1757.5	240934	TRW - Halter	
			←	☐; →Orga 09127; V	24.3541-1758.5	240935	TRW - Halter	
			←	☐; Orga 09128→	24.3541-1771.5	240239	BOS - Halter	
			←	☐; Orga 09128→	24.3541-1772.5	240240	BOS - Halter	
2.0 HDI 90 (MFRHY)	66	12/99→10/05	←	☐; →Orga 09127	24.3541-1757.5	240934	TRW - Halter	
			←	☐; →Orga 09127	24.3541-1758.5	240935	TRW - Halter	
			←	☐; Orga 09128→; + ESP	24.3541-1761.5	240233	- Halter	
			←	☐; Orga 09128→; + ESP	24.3541-1762.5	240234	- Halter	
			←	☐; Orga 09128→; - ESP	24.3541-1771.5	240239	BOS - Halter	
			←	☐; Orga 09128→; - ESP	24.3541-1772.5	240240	BOS - Halter	
			→	☐; + ESP	24.3387-1711.5	240868	TRW - Halter	
			→	☐; + ESP	24.3387-1712.5	240869	TRW - Halter	
electrique	16	01/00→10/02	←	☐	24.3541-1777.5	240247	TRW - Halter	
			←	☐	24.3541-1778.5	240248	TRW - Halter	
 <b>Bremsschlauch</b>								
1.1 i (MFHDZ, MFHFX) 1.4 bivalent 1.4 i (MFKFX, MFKFW, GJKFWB, GJKFWC, GFKFWC) 1.4 i bivalent (MFKFW)	44 48 55 55	07/96→05/08 11/02→12/11 07/96→12/11 04/03→10/08	←	→ 03/08	2	24.5111-0438.3	330568	L= 445
	→	→Orga 09533	2	24.5229-0255.3	330581	L= 255		
	→	Orga 09534→; → 03/08	2	24.5246-0260.3	330782	L= 260		
1.6 16V (MFNFU)	80	10/00→12/11	←	→ 03/08; - ESP	2	24.5111-0438.3	330568	L= 445
			←	→ 03/08; + ESP	2	24.5111-0460.3	330603	L= 460
			→	→Orga 09533	2	24.5229-0255.3	330581	L= 255
			→	Orga 09534→; → 03/08	2	24.5246-0260.3	330782	L= 260
1.6 HDI 75 (MF9HW, GJ9HWC, GF9HWC, GN9HWC)	55	07/05→12/11	←	→ 03/08	2	24.5111-0438.3	330568	L= 445
			→	→ 03/08	2	24.5246-0260.3	330782	L= 260
1.6 HDI 90 (MF9HX)	66	07/05→05/08	←	→ 03/08; - ESP	2	24.5111-0438.3	330568	L= 445
			←	→ 03/08; + ESP	2	24.5111-0460.3	330603	L= 460
			→	→ 03/08	2	24.5246-0260.3	330782	L= 260
1.8 D (MFA9A) 1.8 i (MFLFX) 1.9 D (MFDJY) 1.9 D (MFWJZ) 1.9 D 4WD (MFWJZ) electrique	43 66 50 51 51 16	07/98→10/02 05/97→10/02 07/96→12/03 07/98→10/05 07/98→10/05 01/00→10/02	←		2	24.5111-0438.3	330568	L= 445
	→	→Orga 09533	2	24.5229-0255.3	330581	L= 255		
	→	Orga 09534→	2	24.5246-0260.3	330782	L= 260		
	↓							
	↓							


















	kw			 	! #			
<b>CITROËN - BERLINGO / BERLINGO FIRST Großraumlimousine (MF_, GJK_, GFK_ 07/96→12/11)</b>								
 <b>Bremsschlauch</b>								
1.8 i 4WD (MFLFX)	66	04/97→10/01	←	05/97→	2	24.5111-0438.3	330568	L= 445
			→	05/97→; →Orga 09533	2	24.5229-0255.3	330581	L= 255
			→	Orga 09534→	2	24.5246-0260.3	330782	L= 260
2.0 HDI 90 (MFRHY)	66	12/99→10/05	←	- ESP	2	24.5111-0438.3	330568	L= 445
			←	+ ESP	2	24.5111-0460.3	330603	L= 460
			→	→Orga 09533	2	24.5229-0255.3	330581	L= 255
			→	Orga 09534→	2	24.5246-0260.3	330782	L= 260
<b>CITROËN - BERLINGO / BERLINGO FIRST Kasten/Großraumlimousine (M_) 07/96→12/11</b>								
 <b>Bremssattel</b>								
1.1 i (MAHDZ, MBHDZ, MBHFX)	44	07/96→03/08	←	 ; →Orga 09127		24.3541-1757.5	240934	TRW - Halter
			←	 ; →Orga 09127		24.3541-1758.5	240935	TRW - Halter
			←	 ; Orga 09128→		24.3541-1771.5	240239	BOS - Halter
			←	 ; Orga 09429→		24.3541-1771.5	240239	BOS - Halter
			←	 ; Orga 09128→		24.3541-1772.5	240240	BOS - Halter
			←	 ; Orga 09429→		24.3541-1772.5	240240	BOS - Halter
			←	 ; →Orga 09428		24.3541-1777.5	240247	TRW - Halter
			←	 ; →Orga 09428		24.3541-1778.5	240248	TRW - Halter
1.4 bivalent 1.6 HDI 75 (MB9HW) 1.6 HDI 90 (MB9HX, MC9HX)	48	11/02→12/11	←	 ; → 03/08		24.3541-1771.5	240239	BOS - Halter
	55 66	07/05→12/11 07/05→12/11	←	 ; → 03/08		24.3541-1772.5	240240	BOS - Halter
1.4 i (MBKFX, MBKFW)	55	07/96→12/11	←	 ; →Orga 09127		24.3541-1757.5	240934	TRW - Halter
			←	 ; →Orga 09127		24.3541-1758.5	240935	TRW - Halter
			←	 ; Orga 09128→; → 03/08		24.3541-1771.5	240239	BOS - Halter
			←	 ; Orga 09429→; → 03/08		24.3541-1771.5	240239	BOS - Halter
			←	 ; Orga 09429→; → 03/08		24.3541-1772.5	240240	BOS - Halter
			←	 ; Orga 09128→; → 03/08		24.3541-1772.5	240240	BOS - Halter
			←	 ; →Orga 09428		24.3541-1777.5	240247	TRW - Halter
			←	 ; →Orga 09428		24.3541-1778.5	240248	TRW - Halter
1.4 i bivalent (MBKFW)	55	04/03→10/05	←			24.3541-1771.5	240239	BOS - Halter
			←			24.3541-1772.5	240240	BOS - Halter
1.6 16V (MBNFU) 1.8 D (MBA9A, MCA9A) 1.8 i 1.9 D (MBDJY) 1.9 D 70 4WD (MBWJZ, MCWJZ)	80	10/00→03/08	←	 ; →Orga 09127		24.3541-1757.5	240934	TRW - Halter
	43	07/96→10/02	←	 ; →Orga 09127		24.3541-1758.5	240935	TRW - Halter
	66	05/98→10/02	←	 ; →Orga 09127		24.3541-1758.5	240935	TRW - Halter
	51	07/96→12/03	←	 ; Orga 09128→		24.3541-1771.5	240239	BOS - Halter
	51	07/98→03/06	←	 ; Orga 09128→		24.3541-1772.5	240240	BOS - Halter
1.9 D 70 (MBWJZ, MCWJZ)	51	04/99→12/11	←	 ; →Orga 09127		24.3541-1757.5	240934	TRW - Halter
			←	 ; →Orga 09127		24.3541-1758.5	240935	TRW - Halter
			←	 ; Orga 09128→; → 03/08		24.3541-1771.5	240239	BOS - Halter
			←	 ; Orga 09128→; → 03/08		24.3541-1772.5	240240	BOS - Halter
2.0 HDI 90 (MBRH, MCRHY)	66	12/99→12/11	←	 ; →Orga 09127		24.3541-1757.5	240934	TRW - Halter
			←	 ; →Orga 09127		24.3541-1758.5	240935	TRW - Halter
			←	 ; Orga 09128→; → 03/08		24.3541-1771.5	240239	BOS - Halter
			←	 ; Orga 09128→; → 03/08		24.3541-1772.5	240240	BOS - Halter
			→	 ; → 03/08; + ESP		24.3387-1711.5	240868	TRW - Halter
			→	 ; → 03/08; + ESP		24.3387-1712.5	240869	TRW - Halter
2.0 HDI 90 4WD (MBRH, MCRHY)	66	11/00→10/05	←	 ; →Orga 09127		24.3541-1757.5	240934	TRW - Halter
			←	 ; →Orga 09127		24.3541-1758.5	240935	TRW - Halter
			←	 ; Orga 09128→		24.3541-1771.5	240239	BOS - Halter
			←	 ; Orga 09128→		24.3541-1772.5	240240	BOS - Halter
			→	 ; + ESP		24.3387-1711.5	240868	TRW - Halter
			→	 ; + ESP		24.3387-1712.5	240869	TRW - Halter
Electric	28	07/03→12/05	←	 ; 11/04→		24.3541-1777.5	240247	TRW - Halter
			←	 ; 11/04→		24.3541-1778.5	240248	TRW - Halter

















	kw			 	! #		
<b>CITROËN - BERLINGO / BERLINGO FIRST Kasten/Großraumlimousine (M_) 07/96→12/11</b>							
<b>Bremsschlauch</b>							
1.1 i (MAHDZ, MBHDZ, MBHFX)	44	07/96→03/08	←		2	24.5111-0438.3 330568	L= 445
1.4 i bivalent (MBKFW)	55	04/03→10/05	→	→Orga 09533	2	24.5229-0255.3 330581	L= 255
1.6 16V (MBNFU)	80	10/00→03/08	→	Orga 09534→	2	24.5246-0260.3 330782	L= 260
1.8 D (MBA9A, MCA9A)	43	07/96→10/02					
1.8 i	66	05/98→10/02					
1.9 D (MBDJY)	51	07/96→12/03					
1.9 D 70 4WD (MBWJZ, MCWJZ)	51	07/98→03/06					
1.4 bivalent	48	11/02→12/11	←	→ 03/08	2	24.5111-0438.3 330568	L= 445
1.4 i (MBKFX, MBKFW)	55	07/96→12/11	→	→Orga 09533	2	24.5229-0255.3 330581	L= 255
1.9 D 70 (MBWJZ, MCWJZ)	51	04/99→12/11	→	Orga 09534→; → 03/08	2	24.5246-0260.3 330782	L= 260
1.6 HDI 75 (MB9HW)	55	07/05→12/11	←	→ 03/08	2	24.5111-0438.3 330568	L= 445
1.6 HDI 90 (MB9HX, MC9HX)	66	07/05→12/11	→	→ 03/08	2	24.5246-0260.3 330782	L= 260
2.0 HDI 90 (MBRHY, MCRHY)	66	12/99→12/11	←	→ 03/08; - ESP	2	24.5111-0438.3 330568	L= 445
			→	→Orga 09533	2	24.5111-0460.3 330603	L= 460
			→	Orga 09534→; → 03/08	2	24.5229-0255.3 330581	L= 255
			→	Orga 09534→; → 03/08	2	24.5246-0260.3 330782	L= 260
2.0 HDI 90 4WD (MBRHY, MCRHY)	66	11/00→10/05	←	- ESP	2	24.5111-0438.3 330568	L= 445
			→	→Orga 09533	2	24.5111-0460.3 330603	L= 460
			→	Orga 09534→	2	24.5229-0255.3 330581	L= 255
			→	Orga 09534→	2	24.5246-0260.3 330782	L= 260
Electric	28	07/03→12/05	←		2	24.5111-0438.3 330568	L= 445
			→	11/04→; →Orga 09533	2	24.5229-0255.3 330581	L= 255
			→	Orga 09534→	2	24.5246-0260.3 330782	L= 260
<b>CITROËN - BERLINGO (ER_, EC_) 06/18→</b>							
<b>Feder, Bremssattel</b>							
1.2 PureTech 110	81	06/18→	←	für Bremsscheibendurchmesser [mm]: 283	2	11.8116-0237.1 390509	ATE
1.2 PureTech 130	96	07/19→					
1.5 BlueHDI 100	75	06/18→					
1.5 BlueHDI 130 (ECYHZJ, ECYHZR)	96	06/18→					
1.5 BlueHDI 75	56	06/18→					
<b>Führungshülzensatz, Bremssattel</b>							
1.2 PureTech 110	81	06/18→	←			11.0101-5407.2 260011	ATE
1.2 PureTech 130	96	07/19→					
1.5 BlueHDI 100	75	06/18→					
1.5 BlueHDI 130 (ECYHZJ, ECYHZR)	96	06/18→					
1.5 BlueHDI 75	56	06/18→					
<b>Führungsbolzen, Bremssattel</b>							
1.2 PureTech 110	81	06/18→	←		2	11.8171-0008.1 990049	ATE
1.2 PureTech 130	96	07/19→					
1.5 BlueHDI 100	75	06/18→					
1.5 BlueHDI 130 (ECYHZJ, ECYHZR)	96	06/18→					
1.5 BlueHDI 75	56	06/18→					
<b>Dichtungssatz, Bremssattel</b>							
1.2 PureTech 110	81	06/18→	←			11.0441-6008.2 250038	ATE für Kolben-Ø [mm]: 60
1.2 PureTech 130	96	07/19→					
1.5 BlueHDI 100	75	06/18→					
1.5 BlueHDI 130 (ECYHZJ, ECYHZR)	96	06/18→					
1.5 BlueHDI 75	56	06/18→					
<b>CITROËN - BERLINGO Kasten/Großraumlimousine (B9) 04/08→</b>							
<b>Bremssattel</b>							
1.6	66	04/08→	←			24.3601-9717.5 241050	ATE - Halter
1.6	80	04/08→	←			24.3601-9718.5 241051	ATE - Halter
1.6 BlueHDI 100	73	12/14→					
1.6 BlueHDI 100 4x4	73	12/14→					
1.6 BlueHDI 120	88	12/14→					
1.6 HDi 110	80	04/08→					
1.6 HDi 110	82	07/10→					
1.6 HDi 115	84	07/10→					
1.6 HDi 115 4x4	84	02/12→					
1.6 HDi 75	55	04/08→					
1.6 HDi 75 4x4	55	02/12→					













	kw			 	! #		
<b>CITROËN - BERLINGO Kasten/Großraumlimousine (B9) 04/08→</b>							
<b>Bremssattel</b>							
1.6 HDi 90	66	07/10→	←	☐		24.3601-9717.5 241050	ATE - Halter
1.6 HDi 90	68	07/10→	←	☐		24.3601-9718.5 241051	ATE - Halter
1.6 HDi 90 16V	66	04/08→					
1.6 HDi 90 4x4	66	02/12→					
1.6 VTi 120	88	11/09→					
1.6 VTi 95	72	07/10→					
Electric	49	01/13→					
PureTech 110	81	01/18→					
1.6 HDi / BlueHDi 75	55	07/10→	←	☐; 04/15→		24.3601-9717.5 241050	ATE - Halter
			←	☐; 04/15→		24.3601-9718.5 241051	ATE - Halter
Electric	35	01/13→	←	☐; 02/13→		24.3601-9717.5 241050	ATE - Halter
			←	☐; 02/13→		24.3601-9718.5 241051	ATE - Halter
<b>Feder, Bremssattel</b>							
1.6	66	04/08→			2	11.8116-0356.1 390586	ATE
1.6	80	04/08→					
1.6 BlueHDi 100	73	12/14→					
1.6 BlueHDi 100 4x4	73	12/14→					
1.6 BlueHDi 120	88	12/14→					
1.6 HDi 110	80	04/08→					
1.6 HDi 110	82	07/10→					
1.6 HDi 115	84	07/10→					
1.6 HDi 115 4x4	84	02/12→					
1.6 HDi 75	55	04/08→					
1.6 HDi 75 4x4	55	02/12→					
1.6 HDi 90	66	07/10→					
1.6 HDi 90	68	07/10→					
1.6 HDi 90 16V	66	04/08→					
1.6 HDi 90 4x4	66	02/12→					
1.6 VTi 120	88	11/09→					
1.6 VTi 95	72	07/10→					
Electric	49	01/13→					
1.6 HDi / BlueHDi 75	55	07/10→		04/15→	2	11.8116-0356.1 390586	ATE
Electric	35	01/13→		02/13→	2	11.8116-0356.1 390586	ATE
PureTech 110	81	01/18→	←			11.8116-0356.1 390586	ATE
<b>Führungshülzensatz, Bremssattel</b>							
1.6	66	04/08→	←			11.0101-5704.2 260095	ATE
1.6	80	04/08→					
1.6 BlueHDi 100	73	12/14→					
1.6 BlueHDi 100 4x4	73	12/14→					
1.6 BlueHDi 120	88	12/14→					
1.6 HDi 110	80	04/08→					
1.6 HDi 110	82	07/10→					
1.6 HDi 115	84	07/10→					
1.6 HDi 115 4x4	84	02/12→					
1.6 HDi 75	55	04/08→					
1.6 HDi 75 4x4	55	02/12→					
1.6 HDi 90	66	07/10→					
1.6 HDi 90	68	07/10→					
1.6 HDi 90 16V	66	04/08→					
1.6 HDi 90 4x4	66	02/12→					
1.6 VTi 120	88	11/09→					
1.6 VTi 95	72	07/10→					
Electric	49	01/13→					
PureTech 110	81	01/18→					
1.6 HDi / BlueHDi 75	55	07/10→	←	04/15→		11.0101-5704.2 260095	ATE
Electric	35	01/13→	←	02/13→		11.0101-5704.2 260095	ATE
<b>Führungsbolzen, Bremssattel</b>							
1.6	66	04/08→			2	11.8171-0008.1 990049	ATE
1.6	80	04/08→					
1.6 BlueHDi 100	73	12/14→					
1.6 BlueHDi 100 4x4	73	12/14→					
1.6 BlueHDi 120	88	12/14→					
1.6 HDi 110	80	04/08→					
1.6 HDi 110	82	07/10→					
1.6 HDi 115	84	07/10→					
1.6 HDi 115 4x4	84	02/12→					
1.6 HDi 75	55	04/08→					
1.6 HDi 75 4x4	55	02/12→					
1.6 HDi 90	66	07/10→					
1.6 HDi 90	68	07/10→					
1.6 HDi 90 16V	66	04/08→					
1.6 HDi 90 4x4	66	02/12→					
1.6 VTi 120	88	11/09→					
1.6 VTi 95	72	07/10→					
Electric	49	01/13→					
↓							

	kW					! #		
<b>CITROËN - BERLINGO Kasten/Großraumlimousine (B9) 04/08→</b>								
<b>Führungsbolzen, Bremsattel</b>								
1.6 HDi / BlueHDi 75	55	07/10→		04/15→		2	11.8171-0008.1 990049	ATE
Electric	35	01/13→		02/13→		2	11.8171-0008.1 990049	ATE
PureTech 110	81	01/18→	←				11.8171-0008.1 990049	ATE
<b>Dichtungssatz, Bremsattel</b>								
1.6	66	04/08→	←				11.0441-6008.2 250038	ATE für Kolben-Ø [mm]: 60
1.6	80	04/08→						
1.6 BlueHDi 100	73	12/14→						
1.6 BlueHDi 100 4x4	73	12/14→						
1.6 BlueHDi 120	88	12/14→						
1.6 HDi 110	80	04/08→						
1.6 HDi 110	82	07/10→						
1.6 HDi 115	84	07/10→						
1.6 HDi 115 4x4	84	02/12→						
1.6 HDi 75	55	04/08→						
1.6 HDi 75 4x4	55	02/12→						
1.6 HDi 90	66	07/10→						
1.6 HDi 90	68	07/10→						
1.6 HDi 90 16V	66	04/08→						
1.6 HDi 90 4x4	66	02/12→						
1.6 VTi 120	88	11/09→						
1.6 VTi 95	72	07/10→						
Electric	49	01/13→						
PureTech 110	81	01/18→						
1.6 HDi / BlueHDi 75	55	07/10→	←	04/15→			11.0441-6008.2 250038	ATE für Kolben-Ø [mm]: 60
Electric	35	01/13→	←	02/13→			11.0441-6008.2 250038	ATE für Kolben-Ø [mm]: 60
<b>Bremsschlauch</b>								
1.6	66	04/08→	←			2	24.5111-0424.3 331014	L= 424,6
1.6	80	04/08→						
1.6 BlueHDi 100	73	12/14→	→			2	24.5246-0216.3 331022	L= 216,6
1.6 BlueHDi 100 4x4	73	12/14→						
1.6 BlueHDi 120	88	12/14→						
1.6 HDi 110	80	04/08→						
1.6 HDi 110	82	07/10→						
1.6 HDi 115 4x4	84	02/12→						
1.6 HDi 75	55	04/08→						
1.6 HDi 75 4x4	55	02/12→						
1.6 HDi 90	66	07/10→						
1.6 HDi 90	68	07/10→						
1.6 HDi 90 16V	66	04/08→						
1.6 HDi 90 4x4	66	02/12→						
1.6 VTi 120	88	11/09→						
1.6 VTi 95	72	07/10→						
Electric	49	01/13→						
PureTech 110	81	01/18→						
1.6 HDi / BlueHDi 75	55	07/10→	←	04/15→		2	24.5111-0424.3 331014	L= 424,6
			→	04/15→		2	24.5246-0216.3 331022	L= 216,6
1.6 HDi 115	84	07/10→	←			2	24.5111-0424.3 331014	L= 424,6
			→	07/12→		2	24.5246-0216.3 331022	L= 216,6
Electric	35	01/13→	←	02/13→		2	24.5111-0424.3 331014	L= 424,6
			→	02/13→		2	24.5246-0216.3 331022	L= 216,6
<b>CITROËN - BERLINGO Kasten/Großraumlimousine (K9) 06/18→</b>								
<b>Feder, Bremsattel</b>								
1.5 BlueHDi 100	75	06/18→	←	für Bremsscheibendurchmesser [mm]: 283		2	11.8116-0237.1 390509	ATE
1.5 BlueHDi 130	96	06/18→						
1.5 BlueHDi 130 4x4	96	06/18→						
1.5 BlueHDi 75	55	10/19→						
1.6 BlueHDi 100	73	06/18→						
1.6 BlueHDi 75	55	06/18→						
PureTech 110	81	06/18→						
PureTech 130	96	10/19→						
<b>Führungshülzensatz, Bremsattel</b>								
1.5 BlueHDi 100	75	06/18→	←				11.0101-5407.2 260011	ATE
1.5 BlueHDi 130	96	06/18→						
1.5 BlueHDi 130 4x4	96	06/18→						
1.5 BlueHDi 75	55	10/19→						
1.6 BlueHDi 100	73	06/18→						
1.6 BlueHDi 75	55	06/18→						
PureTech 110	81	06/18→						
PureTech 130	96	10/19→						











	kW					! #			
<b>CITROËN - BERLINGO Kasten/Großraumlimousine (K9) 06/18→</b>									
<b>Führungsbolzen, Bremsattel</b>									
1.5 BlueHDi 100	75	06/18→	←			2	11.8171-0008.1	990049	ATE
1.5 BlueHDi 130	96	06/18→							
1.5 BlueHDi 130 4x4	96	06/18→							
1.5 BlueHDi 75	55	10/19→							
1.6 BlueHDi 100	73	06/18→							
1.6 BlueHDi 75	55	06/18→							
PureTech 110	81	06/18→							
PureTech 130	96	10/19→							
<b>Dichtungssatz, Bremsattel</b>									
1.5 BlueHDi 100	75	06/18→	←				11.0441-6008.2	250038	ATE für Kolben-Ø [mm]: 60
1.5 BlueHDi 130	96	06/18→							
1.5 BlueHDi 130 4x4	96	06/18→							
1.5 BlueHDi 75	55	10/19→							
1.6 BlueHDi 100	73	06/18→							
1.6 BlueHDi 75	55	06/18→							
PureTech 110	81	06/18→							
PureTech 130	96	10/19→							
<b>CITROËN - BERLINGO MULTISPACE (B9) 04/08→</b>									
 <b>Bremsattel</b>									
1.2 PureTech 110	81	02/16→	←	☐			24.3601-9717.5	241050	ATE - Halter
1.6	66	04/08→							
1.6	80	04/08→	←	☐			24.3601-9718.5	241051	ATE - Halter
1.6 BlueHDi 100	73	12/14→							
1.6 BlueHDi 120	88	12/14→							
1.6 HDi 110	80	04/08→							
1.6 HDi 110	82	07/10→							
1.6 HDi 115	84	07/10→							
1.6 HDi 115 4x4	84	02/12→							
1.6 HDi 75 16V	55	04/08→							
1.6 HDi 90	66	04/08→							
1.6 HDi 90	68	07/10→							
1.6 HDi 90 4x4	66	02/12→12/14							
1.6 VTi 120	88	11/09→							
1.6 VTi 95	72	07/10→							
1.6 HDi 75 / BlueHDi 75	55	04/08→	←	☐; 04/15→			24.3601-9717.5	241050	ATE - Halter
			←	☐; 04/15→			24.3601-9718.5	241051	ATE - Halter
<b>Feder, Bremsattel</b>									
1.2 PureTech 110	81	02/16→				2	11.8116-0356.1	390586	ATE
1.6	66	04/08→							
1.6	80	04/08→							
1.6 BlueHDi 100	73	12/14→							
1.6 BlueHDi 120	88	12/14→							
1.6 HDi 110	80	04/08→							
1.6 HDi 110	82	07/10→							
1.6 HDi 115	84	07/10→							
1.6 HDi 115 4x4	84	02/12→							
1.6 HDi 75 16V	55	04/08→							
1.6 HDi 90	66	04/08→							
1.6 HDi 90	68	07/10→							
1.6 HDi 90 4x4	66	02/12→12/14							
1.6 VTi 120	88	11/09→							
1.6 VTi 95	72	07/10→							
1.6 HDi 75 / BlueHDi 75	55	04/08→		04/15→		2	11.8116-0356.1	390586	ATE
<b>Führungshülzensatz, Bremsattel</b>									
1.2 PureTech 110	81	02/16→	←				11.0101-5704.2	260095	ATE
1.6	66	04/08→							
1.6	80	04/08→							
1.6 BlueHDi 100	73	12/14→							
1.6 BlueHDi 120	88	12/14→							
1.6 HDi 110	80	04/08→							
1.6 HDi 110	82	07/10→							
1.6 HDi 115	84	07/10→							
1.6 HDi 115 4x4	84	02/12→							
1.6 HDi 75 16V	55	04/08→							
1.6 HDi 90	66	04/08→							
1.6 HDi 90	68	07/10→							
1.6 HDi 90 4x4	66	02/12→12/14							
1.6 VTi 120	88	11/09→							
1.6 VTi 95	72	07/10→							
1.6 HDi 75 / BlueHDi 75	55	04/08→	←	04/15→			11.0101-5704.2	260095	ATE
<b>Führungsbolzen, Bremsattel</b>									
1.2 PureTech 110	81	02/16→				2	11.8171-0008.1	990049	ATE
1.6	66	04/08→							
1.6	80	04/08→							
↓									














	kW			 	! #		
<b>CITROËN - BERLINGO MULTISPACE (B9) 04/08→</b>							
<b>Führungsbolzen, Bremsattel</b>							
1.6 BlueHDi 100	73	12/14→			2	11.8171-0008.1	990049 ATE
1.6 BlueHDi 120	88	12/14→					
1.6 HDi 110	80	04/08→					
1.6 HDi 110	82	07/10→					
1.6 HDi 115	84	07/10→					
1.6 HDi 115 4x4	84	02/12→					
1.6 HDi 75 16V	55	04/08→					
1.6 HDi 90	66	04/08→					
1.6 HDi 90	68	07/10→					
1.6 HDi 90 4x4	66	02/12→12/14					
1.6 VTi 120	88	11/09→					
1.6 VTi 95	72	07/10→					
1.6 HDi 75 / BlueHDi 75	55	04/08→		04/15→	2	11.8171-0008.1	990049 ATE
<b>Dichtungssatz, Bremsattel</b>							
1.2 PureTech 110	81	02/16→	←			11.0441-6008.2	250038 ATE für Kolben-Ø [mm]: 60
1.6	66	04/08→					
1.6	80	04/08→					
1.6 BlueHDi 100	73	12/14→					
1.6 BlueHDi 120	88	12/14→					
1.6 HDi 110	80	04/08→					
1.6 HDi 110	82	07/10→					
1.6 HDi 115	84	07/10→					
1.6 HDi 115 4x4	84	02/12→					
1.6 HDi 75 16V	55	04/08→					
1.6 HDi 90	66	04/08→					
1.6 HDi 90	68	07/10→					
1.6 HDi 90 4x4	66	02/12→12/14					
1.6 VTi 120	88	11/09→					
1.6 VTi 95	72	07/10→					
1.6 HDi 75 / BlueHDi 75	55	04/08→	←	04/15→		11.0441-6008.2	250038 ATE für Kolben-Ø [mm]: 60
<b>Bremsschlauch</b>							
1.2 PureTech 110	81	02/16→	←		2	24.5111-0424.3	331014 L= 424,6
1.6	66	04/08→					
1.6	80	04/08→	→		2	24.5246-0216.3	331022 L= 216,6
1.6 BlueHDi 100	73	12/14→					
1.6 BlueHDi 120	88	12/14→					
1.6 HDi 110	80	04/08→					
1.6 HDi 110	82	07/10→					
1.6 HDi 115 4x4	84	02/12→					
1.6 HDi 75 16V	55	04/08→					
1.6 HDi 90	66	04/08→					
1.6 HDi 90	68	07/10→					
1.6 HDi 90 4x4	66	02/12→12/14					
1.6 VTi 120	88	11/09→					
1.6 VTi 95	72	07/10→					
1.6 HDi 115	84	07/10→	←		2	24.5111-0424.3	331014 L= 424,6
			→	07/12→	2	24.5246-0216.3	331022 L= 216,6
1.6 HDi 75 / BlueHDi 75	55	04/08→	←	04/15→	2	24.5111-0424.3	331014 L= 424,6
			→	04/15→	2	24.5246-0216.3	331022 L= 216,6
<b>CITROËN - BERLINGO Pritsche/Fahrgestell (B9) 04/08→</b>							
<b>Bremssattel</b>							
1.6 BlueHDi 100	73	12/14→	←	☐		24.3601-9717.5	241050 ATE - Halter
1.6 HDi 90	66	07/10→					
1.6 HDi 90 16V	66	04/08→	←	☐		24.3601-9718.5	241051 ATE - Halter
1.6 HDi 92	68	07/10→					
<b>Feder, Bremsattel</b>							
1.6 BlueHDi 100	73	12/14→			2	11.8116-0356.1	390586 ATE
1.6 HDi 90	66	07/10→					
1.6 HDi 90 16V	66	04/08→					
1.6 HDi 92	68	07/10→					
<b>Führungshülzensatz, Bremsattel</b>							
1.6 BlueHDi 100	73	12/14→	←			11.0101-5704.2	260095 ATE
1.6 HDi 90	66	07/10→					
1.6 HDi 90 16V	66	04/08→					
1.6 HDi 92	68	07/10→					
<b>Führungsbolzen, Bremsattel</b>							
1.6 BlueHDi 100	73	12/14→			2	11.8171-0008.1	990049 ATE
1.6 HDi 90	66	07/10→					
1.6 HDi 90 16V	66	04/08→					
1.6 HDi 92	68	07/10→					
↓							














	kw					! #		
<b>CITROËN - BERLINGO Pritsche/Fahrgestell (B9) 04/08 →</b>								
<b>Dichtungssatz, Bremssattel</b>								
1.6 BlueHDi 100	73	12/14 →	←			11.0441-6008.2	250038	ATE für Kolben-Ø [mm]: 60
1.6 HDi 90	66	07/10 →						
1.6 HDi 90 16V	66	04/08 →						
1.6 HDi 92	68	07/10 →						
<b>Bremsschlauch</b>								
1.6 BlueHDi 100	73	12/14 →	←		2	24.5111-0424.3	331014	L= 424,6
1.6 HDi 90	66	07/10 →						
1.6 HDi 90 16V	66	04/08 →	→		2	24.5246-0216.3	331022	L= 216,6
1.6 HDi 92	68	07/10 →						
<b>CITROËN - C1 (PM_, PN_) 06/05 → 09/14</b>								
<b>Bremssattel</b>								
1.0	50	06/05 → 09/14	←	☐; → 04/14		24.3481-1791.5	240731	- Halter
			←	☐; → 04/14		24.3481-1792.5	240732	- Halter
1.4 HDi	40	06/05 → 09/14	←	☐; → 12/08		24.3481-1791.5	240731	- Halter
			←	☐; → 12/08		24.3481-1792.5	240732	- Halter
<b>Bremsschlauch</b>								
1.0	50	06/05 → 09/14	←	☐; → 04/14		24.5262-0501.3	331025	L= 501,5
			←	☐; → 04/14		24.5295-0496.3	331033	L= 496
			→	→ 04/14	2	24.5261-0225.3	330909	L= 225
1.4 HDi	40	06/05 → 09/14	←	☐; → 12/08		24.5262-0501.3	331025	L= 501,5
			←	☐; → 12/08		24.5295-0496.3	331033	L= 496
			→	→ 12/08	2	24.5261-0225.3	330909	L= 225
<b>CITROËN - C1 II (PA_, PS_) 04/14 →</b>								
<b>Bremssattel</b>								
1.0 VTi 68	51	04/14 →	←	☐		24.3481-1791.5	240731	- Halter
1.0 VTi 72	53	06/18 →						
1.2 VTi 82	60	04/14 →	←	☐		24.3481-1792.5	240732	- Halter
<b>CITROËN - C2 (JM_) 07/03 → 09/17</b>								
<b>Bremssattel</b>								
1.1	44	09/03 → 09/12	←	☐; → 12/09		24.3481-1761.5	240393	TRW - Halter
			←	☐; → 12/09		24.3481-1762.5	240394	TRW - Halter
1.4	54	09/03 → 12/09	←	☐		24.3481-1761.5	240393	TRW - Halter
			←	☐		24.3481-1762.5	240394	TRW - Halter
			←	☐; V		24.3541-1803.5	240908	TRW - Halter
			←	☐; V		24.3541-1804.5	240909	TRW - Halter
			→	☐		24.3387-1705.5	240926	TRW - Halter
			→	☐		24.3387-1706.5	240927	TRW - Halter
1.4 16V	65	04/05 → 12/09	←	☐; V		24.3541-1803.5	240908	TRW - Halter
			←	☐; V		24.3541-1804.5	240909	TRW - Halter
			→	☐		24.3387-1705.5	240926	TRW - Halter
			→	☐		24.3387-1706.5	240927	TRW - Halter
1.4 HDi	50	07/03 → 12/09	←	☐		24.3481-1761.5	240393	TRW - Halter
			←	☐		24.3481-1762.5	240394	TRW - Halter
			←	☐; Orga 10801 →; V		24.3541-1771.5	240239	BOS - Halter
			←	☐; Orga 10801 →; V		24.3541-1772.5	240240	BOS - Halter
			←	☐; → Orga 10800; V		24.3541-1803.5	240908	TRW - Halter
			←	☐; → Orga 10800; V		24.3541-1804.5	240909	TRW - Halter
			→	☐		24.3387-1705.5	240926	TRW - Halter
			→	☐		24.3387-1706.5	240927	TRW - Halter
1.6	80	07/03 → 10/10	←	☐; Orga 10801 →; → 12/09		24.3541-1771.5	240239	BOS - Halter
			←	☐; Orga 10801 →; → 12/09		24.3541-1772.5	240240	BOS - Halter
			←	☐; → Orga 10800		24.3541-1803.5	240908	TRW - Halter
			←	☐; → Orga 10800		24.3541-1804.5	240909	TRW - Halter
			→	☐; → 12/09		24.3387-1705.5	240926	TRW - Halter












	kw			 	! #		
<b>CITROËN - C2 (JM_) 07/03→09/17</b>							
 <b>Bremssattel</b>							
1.6	80	07/03→10/10	➡	☐; → 12/09		24.3387-1706.5 240927	TRW - Halter
1.6 HDi	80	09/05→12/09	⬅	☐		24.3541-1771.5 240239	BOS - Halter
1.6 VTS	90	10/04→12/09	⬅	☐		24.3541-1772.5 240240	BOS - Halter
			➡	☐		24.3387-1705.5 240926	TRW - Halter
			➡	☐		24.3387-1706.5 240927	TRW - Halter
 <b>Bremsschlauch</b>							
1.1	44	09/03→09/12	⬅	→ 12/09; Felgengröße [Zoll]: 16	2	24.5111-0446.3 331055	L= 445
1.6	80	07/03→10/10	⬅	→ 12/09; nicht für Felgengröße [Zoll]: 16	2	24.5111-0460.3 330603	L= 460
			➡	→Orga 10569	2	24.5246-0185.3 330881	L= 185
			➡	Orga 10570→; → 12/09	2	24.5246-0190.3 330697	L= 190
1.4	54	09/03→12/09	⬅	Felgengröße [Zoll]: 16	2	24.5111-0446.3 331055	L= 445
1.4 HDi	50	07/03→12/09	⬅	nicht für Felgengröße [Zoll]: 16	2	24.5111-0460.3 330603	L= 460
			➡	→Orga 10569	2	24.5246-0185.3 330881	L= 185
			➡	Orga 10570→	2	24.5246-0190.3 330697	L= 190
1.4 16V	65	04/05→12/09	⬅	Felgengröße [Zoll]: 16	2	24.5111-0446.3 331055	L= 445
			⬅	nicht für Felgengröße [Zoll]: 16	2	24.5111-0460.3 330603	L= 460
			➡		2	24.5246-0190.3 330697	L= 190
1.6 HDi	80	09/05→12/09	⬅	Felgengröße [Zoll]: 16	2	24.5111-0446.3 331055	L= 445
			⬅	nicht für Felgengröße [Zoll]: 16	2	24.5111-0460.3 330603	L= 460
			➡	Orga 10570→	2	24.5246-0190.3 330697	L= 190
1.6 VTS	90	10/04→12/09	⬅		2	24.5111-0446.3 331055	L= 445
			➡	→Orga 10569	2	24.5246-0185.3 330881	L= 185
			➡	Orga 10570→	2	24.5246-0190.3 330697	L= 190
<b>CITROËN - C2 ENTERPRISE (JG_) 11/03→12/09</b>							
 <b>Bremssattel</b>							
1.4 HDi	50	09/06→12/09	⬅	☐		24.3481-1761.5 240393	TRW - Halter
			⬅	☐		24.3481-1762.5 240394	TRW - Halter
			⬅	☐; Orga 10801→; V		24.3541-1771.5 240239	BOS - Halter
			⬅	☐; Orga 10801→; V		24.3541-1772.5 240240	BOS - Halter
			⬅	☐; →Orga 10800; V		24.3541-1803.5 240908	TRW - Halter
			⬅	☐; →Orga 10800; V		24.3541-1804.5 240909	TRW - Halter
			➡	☐		24.3387-1705.5 240926	TRW - Halter
			➡	☐		24.3387-1706.5 240927	TRW - Halter
 <b>Bremsschlauch</b>							
1.4 HDi	50	09/06→12/09	⬅	Felgengröße [Zoll]: 16	2	24.5111-0446.3 331055	L= 445
			⬅	nicht für Felgengröße [Zoll]: 16	2	24.5111-0460.3 330603	L= 460
			➡	→Orga 10569	2	24.5246-0185.3 330881	L= 185
			➡	Orga 10570→	2	24.5246-0190.3 330697	L= 190
<b>CITROËN - C3 I (FC_, FN_) 02/02→</b>							
 <b>Bremssattel</b>							
1.1 i	44	02/02→	⬅	☐; → 08/09		24.3481-1761.5 240393	TRW - Halter
1.4 HDi	50	02/02→	⬅	☐; → 08/09		24.3481-1762.5 240394	TRW - Halter
1.4 i	54	02/02→11/10	⬅	☐; → 08/09		24.3481-1762.5 240394	TRW - Halter
1.1 LPG	44	06/06→12/09	⬅	☐		24.3481-1761.5 240393	TRW - Halter
1.4 BiFuel	54	09/08→12/09	⬅	☐		24.3481-1762.5 240394	TRW - Halter
1.4 i Bivalent	49	01/08→12/09	⬅	☐		24.3481-1762.5 240394	TRW - Halter
1.4 16V	65	12/03→	⬅	☐; → 08/09; Felgengröße [Zoll]: 16		24.3541-1771.5 240239	BOS - Halter
			⬅	☐; → 08/09; Felgengröße [Zoll]: 16		24.3541-1772.5 240240	BOS - Halter
			⬅	☐; → 08/09; Felgengröße [Zoll]: 15		24.3541-1803.5 240908	TRW - Halter
			⬅	☐; → 08/09; Felgengröße [Zoll]: 15		24.3541-1804.5 240909	TRW - Halter
1.4 16V HDi	66	02/02→	⬅	☐; → 08/09		24.3541-1803.5 240908	TRW - Halter
			⬅	☐; → 08/09		24.3541-1804.5 240909	TRW - Halter
↓							



















	kw			 	! #		
<b>CITROËN - C3 I (FC_, FN_) 02/02→</b>							
 <b>Bremssattel</b>							
1.4 i Bivalent	54	02/02→	←	☐; 09/05→ 08/09	2	24.3481-1761.5 240393	TRW - Halter
			←	☐; 09/05→ 08/09	2	24.3481-1762.5 240394	TRW - Halter
1.6 16V	80	02/02→08/10	←	☐; →Orga 10800; Automatikgetriebe	2	24.3541-1761.5 240233	- Halter
			←	☐; Orga 10801→; → 08/09; Automatikgetriebe	2	24.3541-1761.5 240233	- Halter
			←	☐; Orga 10801→; → 08/09; Automatikgetriebe	2	24.3541-1762.5 240234	- Halter
			←	☐; →Orga 10800; Automatikgetriebe	2	24.3541-1762.5 240234	- Halter
			←	☐; → 08/09; Schaltgetriebe; Felgenreöße [Zoll]: 16	2	24.3541-1771.5 240239	BOS - Halter
			←	☐; → 08/09; Schaltgetriebe; Felgenreöße [Zoll]: 16	2	24.3541-1772.5 240240	BOS - Halter
			←	☐; → 08/09; Schaltgetriebe	2	24.3541-1803.5 240908	TRW - Halter
			←	☐; → 08/09; Schaltgetriebe	2	24.3541-1804.5 240909	TRW - Halter
			→	☐; → 08/09	2	24.3387-1705.5 240926	TRW - Halter
			→	☐; → 08/09	2	24.3387-1706.5 240927	TRW - Halter
1.6 16V HDi	66	10/05→	←	☐; → 08/09; Felgenreöße [Zoll]: 16	2	24.3541-1771.5 240239	BOS - Halter
			←	☐; → 08/09; Felgenreöße [Zoll]: 16	2	24.3541-1772.5 240240	BOS - Halter
			←	☐; → 08/09; Felgenreöße [Zoll]: 15	2	24.3541-1803.5 240908	TRW - Halter
			←	☐; → 08/09; Felgenreöße [Zoll]: 15	2	24.3541-1804.5 240909	TRW - Halter
			→	☐; → 08/09	2	24.3387-1705.5 240926	TRW - Halter
			→	☐; → 08/09	2	24.3387-1706.5 240927	TRW - Halter
1.6 16V HDi	80	09/05→	←	☐; Orga 10801→; → 08/09	2	24.3541-1761.5 240233	- Halter
			←	☐; →Orga 10800	2	24.3541-1761.5 240233	- Halter
			←	☐; →Orga 10800	2	24.3541-1762.5 240234	- Halter
			←	☐; Orga 10801→; → 08/09	2	24.3541-1762.5 240234	- Halter
			←	☐; → 08/09	2	24.3541-1803.5 240908	TRW - Halter
			←	☐; → 08/09	2	24.3541-1804.5 240909	TRW - Halter
			→	☐; → 08/09	2	24.3387-1705.5 240926	TRW - Halter
			→	☐; → 08/09	2	24.3387-1706.5 240927	TRW - Halter
 <b>Bremsschlauch</b>							
1.1 i	44	02/02→	←	→ 08/09	2	24.5111-0460.3 330603	L= 460
1.4 16V	65	12/03→					
1.4 16V HDi	66	02/02→	→	→Orga 10569	2	24.5246-0185.3 330881	L= 185
1.4 HDi	50	02/02→	→	Orga 10570→; → 08/09	2	24.5246-0190.3 330697	L= 190
1.4 i	54	02/02→11/10					
1.6 16V HDi	66	10/05→					
1.1 LPG	44	06/06→12/09	←		2	24.5111-0460.3 330603	L= 460
1.4 BiFuel	54	09/08→12/09					
1.4 i Bivalent	49	01/08→12/09	→	→Orga 10569	2	24.5246-0185.3 330881	L= 185
			→	Orga 10570→	2	24.5246-0190.3 330697	L= 190
1.4 i Bivalent	54	02/02→	←	09/05→ 08/09	2	24.5111-0460.3 330603	L= 460
			→	09/05→; →Orga 10569	2	24.5246-0185.3 330881	L= 185
			→	Orga 10570→; → 08/09	2	24.5246-0190.3 330697	L= 190
1.6 16V	80	02/02→08/10	←	→ 08/09; Automatikgetriebe; Felgenreöße [Zoll]: 16	2	24.5111-0446.3 331055	L= 445
			←	→ 08/09; Schaltgetriebe; nicht für Felgenreöße [Zoll]: 16	2	24.5111-0460.3 330603	L= 460
			→	→Orga 10569	2	24.5246-0185.3 330881	L= 185
			→	Orga 10570→; → 08/09	2	24.5246-0190.3 330697	L= 190
1.6 16V HDi	80	09/05→	←	→ 08/09; + ABS	2	24.5111-0446.3 331055	L= 445
			←	→ 08/09; - ABS	2	24.5111-0460.3 330603	L= 460
			→	→Orga 10569	2	24.5246-0185.3 330881	L= 185
			→	Orga 10570→; → 08/09	2	24.5246-0190.3 330697	L= 190
<b>CITROËN - C3 II (SC_) 09/09→</b>							
 <b>Bremssattel</b>							
1.0 VTi 68	50	08/12→	←	☐; 10/12→	2	24.3541-1771.5 240239	BOS - Halter
1.2 VTi 82	60	06/12→09/16	←	☐; 10/12→	2	24.3541-1772.5 240240	BOS - Halter
↓							

	kW			 	! #			
<b>CITROËN - C3 II (SC_) 09/09→</b>								
 <b>Bremssattel</b>								
1.1 BiFuel	44	11/10→	←	☐		24.3541-1771.5	240239	BOS - Halter
1.1 i	44	09/09→01/13	←	☐		24.3541-1772.5	240240	BOS - Halter
1.4	54	11/09→09/16	←	☐				
1.4 HDi 70	50	11/09→						
1.4 LPG	54	07/10→						
1.4 VTi	72	11/09→						
1.4 VTi 95	70	11/09→						
1.6 HDi	68	11/09→09/16						
1.6 HDi 90	66	11/09→						
1.2 THP 110	81	10/14→	←	☐;		24.3541-1771.5	240239	BOS - Halter
1.4 LPG	70	06/13→		für Bremsscheibendurchmesser [mm]:				
1.6 BlueHDi 100	73	07/14→		266				
1.6 BlueHDi 75	55	04/15→	←	☐;		24.3541-1772.5	240240	BOS - Halter
1.6 VTi 120	88	11/09→		für Bremsscheibendurchmesser [mm]:				
				266				
			→	☐		24.3387-1733.5	240655	TRW - Halter
			→	☐		24.3387-1734.5	240656	TRW - Halter
1.6 HDi 110	82	11/09→	→	☐		24.3387-1733.5	240655	TRW - Halter
1.6 HDi 115	84	09/12→	→	☐		24.3387-1734.5	240656	TRW - Halter
 <b>Bremsschlauch</b>								
1.0 VTi 68	50	08/12→	←	10/12→	2	24.5111-0496.3	331371	L= 495
1.2 VTi 82	60	06/12→09/16	→	10/12→	2	24.5239-0165.3	330606	L= 165
1.1 BiFuel	44	11/10→	←		2	24.5111-0496.3	331371	L= 495
1.1 i	44	09/09→01/13	←					
1.2 THP 110	81	10/14→	→		2	24.5239-0165.3	330606	L= 165
1.4	54	11/09→09/16						
1.4 HDi 70	50	11/09→						
1.4 LPG	54	07/10→						
1.4 LPG	70	06/13→						
1.4 VTi	72	11/09→						
1.4 VTi 95	70	11/09→						
1.6 BlueHDi 100	73	07/14→						
1.6 BlueHDi 75	55	04/15→						
1.6 HDi	68	11/09→09/16						
1.6 HDi 110	82	11/09→						
1.6 HDi 115	84	09/12→						
1.6 HDi 90	66	11/09→						
1.6 VTi 120	88	11/09→						
<b>CITROËN - C3 II Kasten/Schrägheck (SC_) 06/10→</b>								
 <b>Bremssattel</b>								
1.4 HDi	50	06/10→09/16	←	☐		24.3541-1771.5	240239	BOS - Halter
			←	☐		24.3541-1772.5	240240	BOS - Halter
 <b>Bremsschlauch</b>								
1.4 HDi	50	06/10→09/16	←		2	24.5111-0496.3	331371	L= 495
			→		2	24.5239-0165.3	330606	L= 165
<b>CITROËN - C3 III (SX) 07/16→</b>								
 <b>Bremssattel</b>								
1.2 PureTech 82	61	05/18→	←	☐;		24.3541-1771.5	240239	BOS - Halter
1.2 PureTech 82 LPG	61	05/18→		für Bremsscheibendurchmesser [mm]:				
1.2 THP 110	81	07/16→		266				
1.2 VTi 68	50	07/16→	←	☐;		24.3541-1772.5	240240	BOS - Halter
1.2 VTi 82	60	07/16→		für Bremsscheibendurchmesser [mm]:				
1.2 VTi 82 LPG	60	07/16→		266				
1.5 BlueHDi 100	75	05/18→	→	☐		24.3387-1733.5	240655	TRW - Halter
1.6 BlueHDi 100	73	07/16→	→	☐		24.3387-1734.5	240656	TRW - Halter
1.6 BlueHDi 75	55	07/16→						
1.6 VTi (SXNFPT)	85	02/17→						
 <b>Bremsschlauch</b>								
1.2 PureTech 82	61	05/18→	←	+ std	2	24.5111-0496.3	331371	L= 495
1.2 PureTech 82 LPG	61	05/18→	←	für Fahrzeuge mit verstärktem Fahrwerk	2	24.5144-0480.3	330961	L= 480
1.2 THP 110	81	07/16→	→	innen	2	24.5239-0190.3	330966	L= 190
1.2 VTi 68	50	07/16→						
1.2 VTi 82	60	07/16→						
1.2 VTi 82 LPG	60	07/16→						
1.5 BlueHDi 100	75	05/18→						
1.6 BlueHDi 100	73	07/16→						
1.6 BlueHDi 75	55	07/16→						
1.6 VTi (SXNFPT)	85	02/17→						











	kw			 	! #		
<b>CITROËN - C3 III Van (SX_, SY_) 07/16→</b>							
 <b>Bremssattel</b>							
BlueHDi 100	75	03/19→	←	☐; für Bremsscheibendurchmesser [mm]: 266	2	24.3541-1771.5 240239	BOS - Halter
BlueHDi 100	73	03/19→	←				
BlueHDi 75	55	03/19→	←				
PureTech 110	81	03/19→	←	☐; für Bremsscheibendurchmesser [mm]: 266	2	24.3541-1772.5 240240	BOS - Halter
PureTech 82	61	03/19→	←				
			→	☐	2	24.3387-1733.5 240655	TRW - Halter
			→	☐	2	24.3387-1734.5 240656	TRW - Halter
 <b>Bremsschlauch</b>							
BlueHDi 100	75	03/19→	←	+ std	2	24.5111-0496.3 331371	L= 495
BlueHDi 100	73	03/19→	←	für Fahrzeuge mit verstärktem Fahrwerk	2	24.5144-0480.3 330961	L= 480
BlueHDi 75	55	03/19→	←				
PureTech 110	81	03/19→	→	innen	2	24.5239-0190.3 330966	L= 190
PureTech 82	61	03/19→	→				
<b>CITROËN - C3 AIRCROSS II (2R_, 2C_) 06/17→</b>							
 <b>Bremsschlauch</b>							
1.2 PureTech 110 (2RHNZB, 2RHNZW, 2RHNPX, 2RHNPJ)	81	06/17→	→	innen	2	24.5239-0190.3 330966	L= 190
1.2 PureTech 130 (2RHNYH)	96	07/17→					
1.2 PureTech 82 (2RHMRC, 2RHMZB)	60	06/17→					
1.5 BlueHDi 100 (2CYHYJ)	73	08/18→					
1.5 BlueHDi 100 (2CYHYJ)	75	08/18→					
1.5 BlueHDi 110	81	10/20→					
1.5 BlueHDi 120 (2CYHXX)	88	08/18→					
1.6 BlueHDi 100 (2CBHYB)	73	07/17→					
1.6 BlueHDi 115 (2CBHXH)	85	06/17→					
1.6 BlueHDi 120 (2CBZH)	88	07/17→					
<b>CITROËN - C3 AIRCROSS II Van (2C_, 2R_) 06/17→</b>							
 <b>Bremsschlauch</b>							
1.5 BlueHDi 100	73	05/19→	→	innen	2	24.5239-0190.3 330966	L= 190
1.5 BlueHDi 120	88	05/19→					
1.6 BlueHDi 100	73	05/19→					
PureTech 82	60	05/19→					
PureTech 82	81	05/19→					
<b>CITROËN - C3 PICASSO (SH_) 02/09→</b>							
 <b>Bremssattel</b>							
1.2 THP 110	81	01/15→	←	☐; für Bremsscheibendurchmesser [mm]: 266	2	24.3541-1771.5 240239	BOS - Halter
1.4 VTi 95	70	02/09→	←				
1.4 VTi 95 LPG	70	01/12→	←				
1.6 BlueHDi 100	73	01/15→	←	☐; für Bremsscheibendurchmesser [mm]: 266	2	24.3541-1772.5 240240	BOS - Halter
1.6 HDi	66	02/09→	←				
1.6 HDi	80	02/09→	←				
1.6 HDi 110	82	05/10→	→	☐	2	24.3387-1733.5 240655	TRW - Halter
1.6 HDi 115	84	01/13→	→				
1.6 HDi 90	68	07/10→	→	☐	2	24.3387-1734.5 240656	TRW - Halter
1.6 VTi 120	88	02/09→	→				
1.6 VTi	84	07/09→	←	☐; 10/16→; für Bremsscheibendurchmesser [mm]: 266	2	24.3541-1771.5 240239	BOS - Halter
			←	☐; 10/16→; für Bremsscheibendurchmesser [mm]: 266	2	24.3541-1772.5 240240	BOS - Halter
			→	☐; 10/16→	2	24.3387-1733.5 240655	TRW - Halter
			→	☐; 10/16→	2	24.3387-1734.5 240656	TRW - Halter
 <b>Bremsschlauch</b>							
1.2 THP 110	81	01/15→	←		2	24.5144-0480.3 330961	L= 480
1.4 VTi 95	70	02/09→	→		2	24.5239-0190.3 330966	L= 190
1.4 VTi 95 LPG	70	01/12→	→				
1.6 BlueHDi 100	73	01/15→					
1.6 HDi	66	02/09→					
1.6 HDi	80	02/09→					

	kW			 	! #		
<b>CITROËN - C3 PICASSO (SH_) 02/09→</b>							
 <b>Bremsschlauch</b>							
1.6 HDi 110	82	05/10→	←		2	24.5144-0480.3 330961	L= 480
1.6 HDi 115	84	01/13→	→				
1.6 HDi 90	68	07/10→	→		2	24.5239-0190.3 330966	L= 190
1.6 VTi 120	88	02/09→					
1.6 VTi	84	07/09→	←	10/16→	2	24.5144-0480.3 330961	L= 480
			→	10/16→	2	24.5239-0190.3 330966	L= 190
<b>CITROËN - C3 Pluriel (HB_) 05/03→</b>							
 <b>Bremssattel</b>							
1.4	54	05/03→	←	☐; → 07/10		24.3541-1803.5 240908	TRW - Halter
1.4 HDi	50	04/04→	←	☐; → 07/10		24.3541-1804.5 240909	TRW - Halter
1.6	80	05/03→	←	☐; → 07/10		24.3541-1803.5 240908	TRW - Halter
			←	☐; → 07/10		24.3541-1804.5 240909	TRW - Halter
			→	☐; → 07/10		24.3387-1705.5 240926	TRW - Halter
			→	☐; → 07/10		24.3387-1706.5 240927	TRW - Halter
 <b>Bremsschlauch</b>							
1.4	54	05/03→	←	→ 07/10	2	24.5111-0460.3 330603	L= 460
1.4 HDi	50	04/04→	→	→Orga 10569	2	24.5246-0185.3 330881	L= 185
1.6	80	05/03→	→	Orga 10570→; → 07/10	2	24.5246-0190.3 330697	L= 190
<b>CITROËN - C4 I (LC_) 11/04→11/14</b>							
 <b>Bremssattel</b>							
1.4 16V	65	11/04→07/11	←	☐; →Orga 10550; + ESP		24.3541-1761.5 240233	- Halter
1.6 HDi	66	11/04→07/11	←	☐; →Orga 10550; + ESP		24.3541-1762.5 240234	- Halter
			←	☐; - ESP		24.3541-1771.5 240239	BOS - Halter
			←	☐; Orga 10551→; + ESP		24.3541-1771.5 240239	BOS - Halter
			←	☐; - ESP		24.3541-1772.5 240240	BOS - Halter
			←	☐; Orga 10551→; + ESP		24.3541-1772.5 240240	BOS - Halter
			→	☐; →Orga 10656		24.3384-1739.5 240866	BOS - Halter ALU
			→	☐; 11018→ 12056		24.3384-1739.5 240866	BOS - Halter ALU
			→	☐; →Orga 10656		24.3384-1740.5 240867	BOS - Halter ALU
			→	☐; 11018→ 12056		24.3384-1740.5 240867	BOS - Halter ALU
			→	☐; →Orga 11584		24.3387-1709.5 240888	TRW - Halter
			→	☐; Orga 12334→		24.3387-1709.5 240888	TRW - Halter
			→	☐; Orga 12334→		24.3387-1710.5 240889	TRW - Halter
			→	☐; →Orga 11584		24.3387-1710.5 240889	TRW - Halter
			→	☐; 11431→ 12333		24.3387-1731.5 240880	TRW - Halter
			→	☐; 11431→ 12333		24.3387-1732.5 240881	TRW - Halter
1.6 16V	80	11/04→07/11	←	☐; →Orga 10550; + ESP		24.3541-1761.5 240233	- Halter
			←	☐; →Orga 10550; + ESP		24.3541-1762.5 240234	- Halter
			←	☐; Orga 10551→; + ESP; Schaltgetriebe		24.3541-1771.5 240239	BOS - Halter
			←	☐; - ESP; Schaltgetriebe		24.3541-1771.5 240239	BOS - Halter
			←	☐; - ESP; Schaltgetriebe		24.3541-1772.5 240240	BOS - Halter
			←	☐; Orga 10551→; + ESP; Schaltgetriebe		24.3541-1772.5 240240	BOS - Halter
			→	☐; →Orga 10656		24.3384-1739.5 240866	BOS - Halter ALU
			→	☐; 11018→ 12056		24.3384-1739.5 240866	BOS - Halter ALU
			→	☐; →Orga 10656		24.3384-1740.5 240867	BOS - Halter ALU
			→	☐; 11018→ 12056		24.3384-1740.5 240867	BOS - Halter ALU
			→	☐; →Orga 11584		24.3387-1709.5 240888	TRW - Halter
			→	☐; Orga 12334→		24.3387-1709.5 240888	TRW - Halter
			→	☐; →Orga 11584		24.3387-1710.5 240889	TRW - Halter
			→	☐; Orga 12334→		24.3387-1710.5 240889	TRW - Halter
			→	☐; 11431→ 12333		24.3387-1731.5 240880	TRW - Halter
			→	☐; 11431→ 12333		24.3387-1732.5 240881	TRW - Halter
↓							











	kw			 	! #					
<b>CITROËN - C4 I (LC_) 11/04→11/14</b>										
 <b>Bremssattel</b>										
1.6 HDi	80	11/04→07/11	←	☐; →Orga 12053; + ESP	24.3541-1761.5	240233	- Halter			
			←	☐; →Orga 12053; + ESP	24.3541-1762.5	240234	- Halter			
			→	☐; 11018→ 12056	24.3384-1739.5	240866	BOS - Halter ALU			
			→	☐; →Orga 10656	24.3384-1739.5	240866	BOS - Halter ALU			
			→	☐; →Orga 10656	24.3384-1740.5	240867	BOS - Halter ALU			
			→	☐; 11018→ 12056	24.3384-1740.5	240867	BOS - Halter ALU			
			→	☐; →Orga 11584	24.3387-1709.5	240888	TRW - Halter			
			→	☐; Orga 12334→	24.3387-1709.5	240888	TRW - Halter			
			→	☐; Orga 12334→	24.3387-1710.5	240889	TRW - Halter			
			→	☐; →Orga 11584	24.3387-1710.5	240889	TRW - Halter			
			→	☐; 11431→ 12333	24.3387-1731.5	240880	TRW - Halter			
			→	☐; 11431→ 12333	24.3387-1732.5	240881	TRW - Halter			
1.6 THP 140 1.6 THP 150	103 110	07/08→07/11 07/08→07/11	←	☐	24.3541-1761.5	240233	- Halter			
			←	☐	24.3541-1762.5	240234	- Halter			
			→	☐; 11018→ 12056	24.3384-1739.5	240866	BOS - Halter ALU			
			→	☐; 11018→ 12056	24.3384-1740.5	240867	BOS - Halter ALU			
			→	☐; Orga 12334→	24.3387-1709.5	240888	TRW - Halter			
			→	☐; →Orga 11584	24.3387-1709.5	240888	TRW - Halter			
			→	☐; Orga 12334→	24.3387-1710.5	240889	TRW - Halter			
			→	☐; →Orga 11584	24.3387-1710.5	240889	TRW - Halter			
			→	☐; 11431→ 12333	24.3387-1731.5	240880	TRW - Halter			
			→	☐; 11431→ 12333	24.3387-1732.5	240881	TRW - Halter			
			1.6 VTi 120	88	07/08→07/11	←	☐; Vorschaltgetriebe	24.3541-1761.5	240233	- Halter
						←	☐; Vorschaltgetriebe	24.3541-1762.5	240234	- Halter
←	☐; Schaltgetriebe	24.3541-1771.5				240239	BOS - Halter			
←	☐; Schaltgetriebe	24.3541-1772.5				240240	BOS - Halter			
→	☐; 11018→ 12056	24.3384-1739.5				240866	BOS - Halter ALU			
→	☐; 11018→ 12056	24.3384-1740.5				240867	BOS - Halter ALU			
→	☐; Orga 12334→	24.3387-1709.5				240888	TRW - Halter			
→	☐; →Orga 11584	24.3387-1709.5				240888	TRW - Halter			
→	☐; Orga 12334→	24.3387-1710.5				240889	TRW - Halter			
→	☐; →Orga 11584	24.3387-1710.5				240889	TRW - Halter			
→	☐; 11431→ 12333	24.3387-1731.5				240880	TRW - Halter			
→	☐; 11431→ 12333	24.3387-1732.5				240881	TRW - Halter			
2.0 16V	100	11/04→07/07	←	☐	24.3541-1761.5	240233	- Halter			
			←	☐	24.3541-1762.5	240234	- Halter			
			→	☐; →Orga 10656	24.3384-1739.5	240866	BOS - Halter ALU			
			→	☐; 11018→ 12056	24.3384-1739.5	240866	BOS - Halter ALU			
			→	☐; →Orga 10656	24.3384-1740.5	240867	BOS - Halter ALU			
			→	☐; 11018→ 12056	24.3384-1740.5	240867	BOS - Halter ALU			
			→	☐; →Orga 11584	24.3387-1709.5	240888	TRW - Halter			
			→	☐; Orga 12334→	24.3387-1709.5	240888	TRW - Halter			
			→	☐; Orga 12334→	24.3387-1710.5	240889	TRW - Halter			
			→	☐; →Orga 11584	24.3387-1710.5	240889	TRW - Halter			
			→	☐; 11431→ 12333	24.3387-1731.5	240880	TRW - Halter			
			→	☐; 11431→ 12333	24.3387-1732.5	240881	TRW - Halter			
2.0 16V	103	11/04→07/11	←	☐; →Orga 12053	24.3541-1761.5	240233	- Halter			
			←	☐; →Orga 12053	24.3541-1762.5	240234	- Halter			
			→	☐; →Orga 10656	24.3384-1739.5	240866	BOS - Halter ALU			
			→	☐; 11018→ 12056	24.3384-1739.5	240866	BOS - Halter ALU			
			→	☐; →Orga 10656	24.3384-1740.5	240867	BOS - Halter ALU			
			→	☐; 11018→ 12056	24.3384-1740.5	240867	BOS - Halter ALU			
↓										

	kw			 	! #			
<b>CITROËN - C4 I (LC_) 11/04→11/14</b>								
<b> Bremssattel</b>								
2.0 16V	103	11/04→07/11	➡	☐; Orga 12334→		24.3387-1709.5	240888	TRW - Halter
			➡	☐; →Orga 11584		24.3387-1709.5	240888	TRW - Halter
			➡	☐; Orga 12334→		24.3387-1710.5	240889	TRW - Halter
			➡	☐; →Orga 11584		24.3387-1710.5	240889	TRW - Halter
			➡	☐; 11431→ 12333		24.3387-1731.5	240880	TRW - Halter
			➡	☐; 11431→ 12333		24.3387-1732.5	240881	TRW - Halter
2.0 16V 2.0 HDi	130 100	11/04→07/08	←	☐; 10488→ 11577		24.3571-9765.5	240651	ATE - Halter
			←	☐; →Orga 10487		24.3571-9765.5	240651	ATE - Halter
		11/04→07/11	←	☐; →Orga 10487		24.3571-9766.5	240652	ATE - Halter
			←	☐; 10488→ 11577		24.3571-9766.5	240652	ATE - Halter
			←	☐; Orga 11578→		24.3571-9939.5	241036	ATE - Halter
			←	☐; Orga 11578→		24.3571-9940.5	241037	ATE - Halter
			➡	☐; →Orga 10656		24.3384-1739.5	240866	BOS - Halter ALU
			➡	☐; 11018→ 12056		24.3384-1739.5	240866	BOS - Halter ALU
			➡	☐; 11018→ 12056		24.3384-1740.5	240867	BOS - Halter ALU
			➡	☐; →Orga 10656		24.3384-1740.5	240867	BOS - Halter ALU
			➡	☐; →Orga 11584		24.3387-1709.5	240888	TRW - Halter
			➡	☐; Orga 12334→		24.3387-1709.5	240888	TRW - Halter
			➡	☐; →Orga 11584		24.3387-1710.5	240889	TRW - Halter
			➡	☐; Orga 12334→		24.3387-1710.5	240889	TRW - Halter
			➡	☐; 11431→ 12333		24.3387-1731.5	240880	TRW - Halter
			➡	☐; 11431→ 12333		24.3387-1732.5	240881	TRW - Halter
2.0 HDi	81	04/07→07/08	←	☐		24.3541-1761.5	240233	- Halter
			←	☐		24.3541-1762.5	240234	- Halter
			➡	☐		24.3387-1709.5	240888	TRW - Halter
			➡	☐		24.3387-1710.5	240889	TRW - Halter
2.0 HDi	103	07/08→07/11	←	☐; 10488→ 11577		24.3571-9765.5	240651	ATE - Halter
			←	☐; →Orga 10487		24.3571-9765.5	240651	ATE - Halter
			←	☐; →Orga 10487		24.3571-9766.5	240652	ATE - Halter
			←	☐; 10488→ 11577		24.3571-9766.5	240652	ATE - Halter
			←	☐; Orga 11578→		24.3571-9939.5	241036	ATE - Halter
			←	☐; Orga 11578→		24.3571-9940.5	241037	ATE - Halter
			➡	☐; 11018→ 12056		24.3384-1739.5	240866	BOS - Halter ALU
			➡	☐; 11018→ 12056		24.3384-1740.5	240867	BOS - Halter ALU
			➡	☐; Orga 12334→		24.3387-1709.5	240888	TRW - Halter
			➡	☐; →Orga 11584		24.3387-1709.5	240888	TRW - Halter
			➡	☐; →Orga 11584		24.3387-1710.5	240889	TRW - Halter
			➡	☐; Orga 12334→		24.3387-1710.5	240889	TRW - Halter
			➡	☐; 11431→ 12333		24.3387-1731.5	240880	TRW - Halter
			➡	☐; 11431→ 12333		24.3387-1732.5	240881	TRW - Halter
<b>Feder, Bremssattel</b>								
2.0 16V	130	11/04→07/08		Orga 11578→	2	11.8116-0356.1	390586	ATE
2.0 HDi	100	11/04→07/11	←	10488→ 11577	2	11.8116-0351.1	390538	ATE
2.0 HDi	103	07/08→07/11	←	→Orga 10487	2	11.8116-0351.1	390538	ATE
<b>Führungshülzensatz, Bremssattel</b>								
2.0 16V	130	11/04→07/08	←	Orga 11578→		11.0101-5704.2	260095	ATE
2.0 HDi	100	11/04→07/11						
2.0 HDi	103	07/08→07/11						
<b>Führungsbolzen, Bremssattel</b>								
2.0 16V	130	11/04→07/08		Orga 11578→	2	11.8171-0008.1	990049	ATE
2.0 HDi	100	11/04→07/11	←	10488→ 11577	2	11.8171-0008.1	990049	ATE
2.0 HDi	103	07/08→07/11	←	→Orga 10487	2	11.8171-0008.1	990049	ATE
↓								



































	kw				! #		
<b>CITROËN - C4 I (LC_) 11/04→11/14</b>							
 <b>Bremsschlauch</b>							
1.4 16V	65	11/04→07/11	←		2	24.5111-0420.3 330682	L= 420
1.6 16V	80	11/04→07/11	→		2	24.5246-0190.3 330697	L= 190
1.6 HDi	66	11/04→07/11					
1.6 HDi	80	11/04→07/11					
1.6 THP 140	103	07/08→07/11					
1.6 THP 150	110	07/08→07/11					
1.6 VTi 120	88	07/08→07/11					
2.0 16V	100	11/04→07/07					
2.0 16V	103	11/04→07/11					
2.0 16V	130	11/04→07/08					
2.0 HDi	81	04/07→07/08					
2.0 HDi	100	11/04→07/11					
2.0 HDi	103	07/08→07/11					
<b>CITROËN - C4 I Kasten/Schrägheck (LR_) 02/05→12/10</b>							
 <b>Bremssattel</b>							
2.0 HDi	100	02/05→12/10	←	☐; 10488→ 11577	2	24.3571-9765.5 240651	ATE - Halter
			←	☐; →Orga 10487	2	24.3571-9765.5 240651	ATE - Halter
			←	☐; →Orga 10487	2	24.3571-9766.5 240652	ATE - Halter
			←	☐; 10488→ 11577	2	24.3571-9766.5 240652	ATE - Halter
			←	☐; Orga 11578→	2	24.3571-9939.5 241036	ATE - Halter
			←	☐; Orga 11578→	2	24.3571-9940.5 241037	ATE - Halter
			→	☐; →Orga 10656	2	24.3384-1739.5 240866	BOS - Halter ALU
			→	☐; 11018→ 12056	2	24.3384-1739.5 240866	BOS - Halter ALU
			→	☐; 11018→ 12056	2	24.3384-1740.5 240867	BOS - Halter ALU
			→	☐; →Orga 10656	2	24.3384-1740.5 240867	BOS - Halter ALU
			→	☐; →Orga 11584	2	24.3387-1709.5 240888	TRW - Halter
			→	☐; Orga 12334→	2	24.3387-1709.5 240888	TRW - Halter
			→	☐; →Orga 11584	2	24.3387-1710.5 240889	TRW - Halter
			→	☐; Orga 12334→	2	24.3387-1710.5 240889	TRW - Halter
			→	☐; 11431→ 12333	2	24.3387-1731.5 240880	TRW - Halter
			→	☐; 11431→ 12333	2	24.3387-1732.5 240881	TRW - Halter
<b>Feder, Bremssattel</b>							
2.0 HDi	100	02/05→12/10		Orga 11578→	2	11.8116-0356.1 390586	ATE
			←	10488→ 11577	2	11.8116-0351.1 390538	ATE
			←	→Orga 10487	2	11.8116-0351.1 390538	ATE
<b>Führungshülzensatz, Bremssattel</b>							
2.0 HDi	100	02/05→12/10	←	Orga 11578→	2	11.0101-5704.2 260095	ATE
<b>Führungsbolzen, Bremssattel</b>							
2.0 HDi	100	02/05→12/10		Orga 11578→	2	11.8171-0008.1 990049	ATE
			←	10488→ 11577	2	11.8171-0008.1 990049	ATE
			←	→Orga 10487	2	11.8171-0008.1 990049	ATE
 <b>Bremsschlauch</b>							
2.0 HDi	100	02/05→12/10	←		2	24.5111-0420.3 330682	L= 420
			→		2	24.5246-0190.3 330697	L= 190
<b>CITROËN - C4 I Stufenheck 07/06→</b>							
 <b>Bremssattel</b>							
1.6 16V	80	07/06→07/11	←	☐; →Orga 12053	2	24.3541-1761.5 240233	- Halter
			←	☐; →Orga 12053	2	24.3541-1762.5 240234	- Halter
			←	☐; →Orga 11018	2	24.3541-1771.5 240239	BOS - Halter
			←	☐; →Orga 11018	2	24.3541-1772.5 240240	BOS - Halter
			→	☐; 11018→ 12056	2	24.3384-1739.5 240866	BOS - Halter ALU
			→	☐; 11018→ 12056	2	24.3384-1740.5 240867	BOS - Halter ALU
			→	☐; Orga 12334→	2	24.3387-1709.5 240888	TRW - Halter
			→	☐; →Orga 11584	2	24.3387-1709.5 240888	TRW - Halter
			→	☐; →Orga 11584	2	24.3387-1710.5 240889	TRW - Halter























	kw					! #		
<b>CITROËN - C4 I Stufenheck 07/06→</b>								
 <b>Bremssattel</b>								
1.6 16V	80	07/06→07/11	→	☐; Orga 12334→		24.3387-1710.5	240889	TRW - Halter
			→	☐; 11431→ 12333		24.3387-1731.5	240880	TRW - Halter
			→	☐; 11431→ 12333		24.3387-1732.5	240881	TRW - Halter
1.6 HDi 2.0 16V	80 103	07/06→07/11 07/06→07/11	←	☐; →Orga 12053		24.3541-1761.5	240233	- Halter
			←	☐; →Orga 12053		24.3541-1762.5	240234	- Halter
			→	☐; 11018→ 12056		24.3384-1739.5	240866	BOS - Halter ALU
			→	☐; 11018→ 12056		24.3384-1740.5	240867	BOS - Halter ALU
			→	☐; Orga 12334→		24.3387-1709.5	240888	TRW - Halter
			→	☐; →Orga 11584		24.3387-1709.5	240888	TRW - Halter
			→	☐; →Orga 11584		24.3387-1710.5	240889	TRW - Halter
			→	☐; Orga 12334→		24.3387-1710.5	240889	TRW - Halter
			→	☐; 11431→ 12333		24.3387-1731.5	240880	TRW - Halter
			→	☐; 11431→ 12333		24.3387-1732.5	240881	TRW - Halter
 <b>Bremsschlauch</b>								
1.6 16V	80	07/06→07/11	←		2	24.5111-0420.3	330682	L= 420
1.6 HDi	80	07/06→07/11	→		2	24.5246-0190.3	330697	L= 190
2.0 16V	103	07/06→07/11	→					
<b>CITROËN - C4 II (B7) 02/09→</b>								
 <b>Bremssattel</b>								
1.2 THP 110 1.4 VTi 95	81 70	02/15→ 11/09→	←	☐		24.3571-1769.5	241201	TRW - Halter
			←	☐		24.3571-1770.5	241202	TRW - Halter
			→	☐; - eFSB		24.3387-1731.5	240880	TRW - Halter
			→	☐; - eFSB		24.3387-1732.5	240881	TRW - Halter
1.2 THP 130 1.6 BlueHDi 115 1.6 THP 155 2.0 HDi / BlueHDi 150 2.0 HDi / BlueHDi 160	96 85 115 110 120	04/14→ 08/14→ 11/09→12/16 11/09→ 10/10→	←	☐		24.3601-9717.5	241050	ATE - Halter
			←	☐		24.3601-9718.5	241051	ATE - Halter
1.6 BlueHDi 100 1.6 BlueHDi 120 1.6 HDi 110 1.6 HDi 115 1.6 VTi 120 1.6 VTi 120 LPG	73 88 82 84 88 88	07/14→ 02/15→ 11/09→ 07/12→ 11/09→12/16 09/11→	←	☐		24.3601-9717.5	241050	ATE - Halter
			←	☐		24.3601-9718.5	241051	ATE - Halter
			→	☐; - eFSB		24.3387-1731.5	240880	TRW - Halter
			→	☐; - eFSB		24.3387-1732.5	240881	TRW - Halter
1.6 HDi 90	68	11/09→	←	☐; - eFSB		24.3571-1769.5	241201	TRW - Halter
			←	☐; - eFSB		24.3571-1770.5	241202	TRW - Halter
			←	☐; + eFSB		24.3601-9717.5	241050	ATE - Halter
			←	☐; + eFSB		24.3601-9718.5	241051	ATE - Halter
			→	☐; - eFSB		24.3387-1731.5	240880	TRW - Halter
			→	☐; - eFSB		24.3387-1732.5	240881	TRW - Halter
<b>Feder, Bremssattel</b>								
1.2 THP 130 1.6 BlueHDi 100 1.6 BlueHDi 115 1.6 BlueHDi 120 1.6 HDi 110 1.6 HDi 115 1.6 THP 155 1.6 VTi 120 1.6 VTi 120 LPG 2.0 HDi / BlueHDi 150 2.0 HDi / BlueHDi 160 1.6 HDi 90	96 73 85 88 82 84 115 88 88 110 120 68	04/14→ 07/14→ 08/14→ 02/15→ 11/09→ 07/12→ 11/09→12/16 11/09→12/16 09/11→ 11/09→ 10/10→ 11/09→	←		2	11.8116-0356.1	390586	ATE
			←	+ eFSB	2	11.8116-0356.1	390586	ATE
<b>Führungshülzensatz, Bremssattel</b>								
1.2 THP 130 1.6 BlueHDi 100 1.6 BlueHDi 115 1.6 BlueHDi 120 1.6 HDi 110 1.6 HDi 115 1.6 THP 155 1.6 VTi 120 1.6 VTi 120 LPG	96 73 85 88 82 84 115 88 88	04/14→ 07/14→ 08/14→ 02/15→ 11/09→ 07/12→ 11/09→12/16 11/09→12/16 09/11→	←			11.0101-5704.2	260095	ATE

























































	kw			 	! #		
<b>CITROËN - C4 II (B7) 02/09→</b>							
<b>Führungshülzensatz, Bremsattel</b>							
2.0 HDi / BlueHDi 150	110	11/09→	←			11.0101-5704.2 260095	ATE
2.0 HDi / BlueHDi 160	120	10/10→					
1.6 HDi 90	68	11/09→	←	+ eFSB		11.0101-5704.2 260095	ATE
<b>Führungsbolzen, Bremsattel</b>							
1.2 THP 130	96	04/14→	←		2	11.8171-0008.1 990049	ATE
1.6 BlueHDi 100	73	07/14→					
1.6 BlueHDi 115	85	08/14→					
1.6 BlueHDi 120	88	02/15→					
1.6 HDi 110	82	11/09→					
1.6 HDi 115	84	07/12→					
1.6 THP 155	115	11/09→12/16					
1.6 VTi 120	88	11/09→12/16					
1.6 VTi 120 LPG	88	09/11→					
2.0 HDi / BlueHDi 150	110	11/09→					
2.0 HDi / BlueHDi 160	120	10/10→					
1.6 HDi 90	68	11/09→	←	+ eFSB	2	11.8171-0008.1 990049	ATE
<b>Dichtungssatz, Bremsattel</b>							
1.2 THP 130	96	04/14→	←			11.0441-6008.2 250038	ATE für Kolben-Ø [mm]: 60
1.6 BlueHDi 100	73	07/14→					
1.6 BlueHDi 115	85	08/14→					
1.6 BlueHDi 120	88	02/15→					
1.6 HDi 110	82	11/09→					
1.6 HDi 115	84	07/12→					
1.6 THP 155	115	11/09→12/16					
1.6 VTi 120	88	11/09→12/16					
1.6 VTi 120 LPG	88	09/11→					
2.0 HDi / BlueHDi 150	110	11/09→					
2.0 HDi / BlueHDi 160	120	10/10→					
1.6 HDi 90	68	11/09→	←	+ eFSB		11.0441-6008.2 250038	ATE für Kolben-Ø [mm]: 60
<b>Bremsschlauch</b>							
1.2 THP 110	81	02/15→	←	nicht für Felgenreöße [Zoll]: 19	2	24.5111-0441.3 331507	L= 440
1.2 THP 130	96	04/14→	←				
1.4 VTi 95	70	11/09→	←	☐; Felgenreöße [Zoll]: 19		24.5161-0450.3 331570	L= 450
1.6 BlueHDi 100	73	07/14→	←	☐; Felgenreöße [Zoll]: 19		24.5161-0451.3 331571	L= 450
1.6 BlueHDi 115	85	08/14→					
1.6 BlueHDi 120	88	02/15→	→		2	24.5246-0190.3 330697	L= 190
1.6 HDi 110	82	11/09→					
1.6 HDi 115	84	07/12→					
1.6 HDi 90	68	11/09→					
1.6 THP 155	115	11/09→12/16					
1.6 VTi 120	88	11/09→12/16					
1.6 VTi 120 LPG	88	09/11→					
2.0 HDi / BlueHDi 150	110	11/09→					
2.0 HDi / BlueHDi 160	120	10/10→					
<b>CITROËN - C4 II Kasten/Schrägheck (NC_) 11/09→</b>							
<b>Bremssattel</b>							
1.6 HDi	68	06/10→	←	☐; - eFSB		24.3571-1769.5 241201	TRW - Halter
			←	☐; - eFSB		24.3571-1770.5 241202	TRW - Halter
			←	☐; + eFSB		24.3601-9717.5 241050	ATE - Halter
			←	☐; + eFSB		24.3601-9718.5 241051	ATE - Halter
			→	☐; - eFSB		24.3387-1731.5 240880	TRW - Halter
			→	☐; - eFSB		24.3387-1732.5 240881	TRW - Halter
1.6 HDi	82	11/09→	←	☐		24.3601-9717.5 241050	ATE - Halter
			←	☐		24.3601-9718.5 241051	ATE - Halter
			→	☐; - eFSB		24.3387-1731.5 240880	TRW - Halter
			→	☐; - eFSB		24.3387-1732.5 240881	TRW - Halter
<b>Feder, Bremsattel</b>							
1.6 HDi	68	06/10→	←	+ eFSB	2	11.8116-0356.1 390586	ATE
1.6 HDi	82	11/09→	←		2	11.8116-0356.1 390586	ATE
<b>Führungshülzensatz, Bremsattel</b>							
1.6 HDi	68	06/10→	←	+ eFSB		11.0101-5704.2 260095	ATE
↓ 1.6 HDi	82	11/09→	←			11.0101-5704.2 260095	ATE

	kw					! #		
<b>CITROËN - C4 II Kasten/Schrägheck (NC_) 11/09→</b>								
<b>Führungsbolzen, Bremsattel</b>								
1.6 HDi	68	06/10→	←	+ eFSB		2	11.8171-0008.1 990049	ATE
1.6 HDi	82	11/09→	←			2	11.8171-0008.1 990049	ATE
<b>Dichtungssatz, Bremsattel</b>								
1.6 HDi	68	06/10→	←	+ eFSB			11.0441-6008.2 250038	ATE für Kolben-Ø [mm]: 60
1.6 HDi	82	11/09→	←				11.0441-6008.2 250038	ATE für Kolben-Ø [mm]: 60
<b> Bremschlauch</b>								
1.6 HDi	68	06/10→	←	nicht für Felgenreöße [Zoll]: 19		2	24.5111-0441.3 331507	L= 440
1.6 HDi	82	11/09→	←	 ; Felgenreöße [Zoll]: 19			24.5161-0450.3 331570	L= 450
			←	 ; Felgenreöße [Zoll]: 19			24.5161-0451.3 331571	L= 450
			→			2	24.5246-0190.3 330697	L= 190
<b>CITROËN - C4 II Stufenheck (NC_) 01/13→</b>								
<b> Bremsattel</b>								
1.6	88	01/13→	←				24.3601-9717.5 241050	ATE - Halter
			←				24.3601-9718.5 241051	ATE - Halter
			→	 ; - eFSB			24.3387-1731.5 240880	TRW - Halter
			→	 ; - eFSB			24.3387-1732.5 240881	TRW - Halter
<b>Feder, Bremsattel</b>								
1.6	88	01/13→	←			2	11.8116-0356.1 390586	ATE
<b>Führungshülzensatz, Bremsattel</b>								
1.6	88	01/13→	←				11.0101-5704.2 260095	ATE
<b>Führungsbolzen, Bremsattel</b>								
1.6	88	01/13→	←			2	11.8171-0008.1 990049	ATE
<b>Dichtungssatz, Bremsattel</b>								
1.6	88	01/13→	←				11.0441-6008.2 250038	ATE für Kolben-Ø [mm]: 60
<b> Bremschlauch</b>								
1.6	88	01/13→	←	nicht für Felgenreöße [Zoll]: 19		2	24.5111-0441.3 331507	L= 440
			←	 ; Felgenreöße [Zoll]: 19			24.5161-0450.3 331570	L= 450
			←	 ; Felgenreöße [Zoll]: 19			24.5161-0451.3 331571	L= 450
			→			2	24.5246-0190.3 330697	L= 190
<b>CITROËN - C4 III (B_) 10/20→</b>								
<b>Feder, Bremsattel</b>								
1.2 PureTech 130 (BAHNSA, BAHNSB)	96	10/20→	←				11.8116-0356.1 390586	ATE
1.5 BlueHDi 130 (BBYHZB)	96	10/20→						
e-C4 (BCZKXC)	100	10/20→						
<b>CITROËN - C4 AIRCROSS 08/10→</b>								
<b> Bremsattel</b>								
1.6	86	04/12→	→	 ; → 09/12			24.3351-1703.5 241191	- Halter
1.6 HDi 115	84	04/12→						
1.6 HDi 115 AWC	84	05/12→						
1.8 HDi 150	110	04/12→						
1.8 HDi 150 AWC	110	04/12→						
<b>CITROËN - C4 CACTUS 09/14→</b>								
<b> Bremsattel</b>								
1.2 PureTech 130	96	11/17→	←	 ; für Bremsscheibendurchmesser [mm]: 266; V			24.3541-1771.5 240239	BOS - Halter
1.2 THP 110	81	09/14→						
1.2 VTi 75 / PureTech 75	55	09/14→						
1.2 VTi 82	60	09/14→	←	 ; für Bremsscheibendurchmesser [mm]: 266; V			24.3541-1772.5 240240	BOS - Halter
1.6 BlueHDi 100	73	09/14→						
1.6 HDi 90	68	09/14→						
			→				24.3387-1733.5 240655	TRW - Halter
			→				24.3387-1734.5 240656	TRW - Halter
↓								










	kw			 	! #		
<b>CITROËN - C4 CACTUS 09/14→</b>							
 <b>Bremssattel</b>							
1.5 BlueHDi 100	73	06/18→	←	☐; für Bremsscheibendurchmesser [mm]: 266	2	24.3541-1771.5 240239	BOS - Halter
1.5 BlueHDi 100	75	06/18→	←	☐; für Bremsscheibendurchmesser [mm]: 266	2	24.3541-1772.5 240240	BOS - Halter
1.5 BlueHDi 120	88	09/18→	→	☐	2	24.3387-1733.5 240655	TRW - Halter
			→	☐	2	24.3387-1734.5 240656	TRW - Halter
 <b>Bremsschlauch</b>							
1.2 PureTech 130	96	11/17→	←	+ std	2	24.5111-0496.3 331371	L= 495
1.2 THP 110	81	09/14→	←		2	24.5144-0480.3 330961	L= 480
1.2 VTi 75 / PureTech 75	55	09/14→	←		2	24.5144-0480.3 330961	L= 480
1.2 VTi 82	60	09/14→	→	innen; →Orga 15119; nicht für Facelift	2	24.5239-0165.3 330606	L= 165
1.6 BlueHDi 100	73	09/14→	→	innen; Orga 15050→; für Facelift	2	24.5239-0190.3 330966	L= 190
1.6 HDi 90	68	09/14→	→	innen; Orga 15050→; für Facelift	2	24.5239-0190.3 330966	L= 190
1.5 BlueHDi 100	73	06/18→	←	+ std	2	24.5111-0496.3 331371	L= 495
1.5 BlueHDi 100	75	06/18→	←		2	24.5144-0480.3 330961	L= 480
1.5 BlueHDi 120	88	09/18→	←		2	24.5144-0480.3 330961	L= 480
			→	innen	2	24.5239-0190.3 330966	L= 190
<b>CITROËN - C4 CACTUS Van (0B_, 0P_) 09/14→</b>							
 <b>Bremssattel</b>							
BlueHDi 100	73	05/19→	←	☐; für Bremsscheibendurchmesser [mm]: 266; V	2	24.3541-1771.5 240239	BOS - Halter
			←	☐; für Bremsscheibendurchmesser [mm]: 266	2	24.3541-1771.5 240239	BOS - Halter
			←	☐; für Bremsscheibendurchmesser [mm]: 266	2	24.3541-1772.5 240240	BOS - Halter
			←	☐; für Bremsscheibendurchmesser [mm]: 266; V	2	24.3541-1772.5 240240	BOS - Halter
			→	☐	2	24.3387-1733.5 240655	TRW - Halter
			→	☐	2	24.3387-1734.5 240656	TRW - Halter
PureTech 110	81	05/19→	←	☐; für Bremsscheibendurchmesser [mm]: 266; V	2	24.3541-1771.5 240239	BOS - Halter
PureTech 130	96	05/19→	←	☐; für Bremsscheibendurchmesser [mm]: 266; V	2	24.3541-1771.5 240239	BOS - Halter
PureTech 82	60	05/19→	←	☐; für Bremsscheibendurchmesser [mm]: 266; V	2	24.3541-1772.5 240240	BOS - Halter
			→	☐	2	24.3387-1733.5 240655	TRW - Halter
			→	☐	2	24.3387-1734.5 240656	TRW - Halter
 <b>Bremsschlauch</b>							
BlueHDi 100	73	05/19→	←	+ std	2	24.5111-0496.3 331371	L= 495
			←		2	24.5144-0480.3 330961	L= 480
			→	innen; →Orga 15119; nicht für Facelift	2	24.5239-0165.3 330606	L= 165
			→	innen	2	24.5239-0190.3 330966	L= 190
			→	innen; Orga 15050→; für Facelift	2	24.5239-0190.3 330966	L= 190
PureTech 110	81	05/19→	←	+ std	2	24.5111-0496.3 331371	L= 495
PureTech 130	96	05/19→	←		2	24.5144-0480.3 330961	L= 480
PureTech 82	60	05/19→	←		2	24.5144-0480.3 330961	L= 480
			→	innen; →Orga 15119; nicht für Facelift	2	24.5239-0165.3 330606	L= 165
			→	innen; Orga 15050→; für Facelift	2	24.5239-0190.3 330966	L= 190
<b>CITROËN - C4 Coupe (LA_) 11/04→12/13</b>							
 <b>Bremssattel</b>							
1.4 16V	65	11/04→07/11	←	☐; →Orga 10550; + ESP	2	24.3541-1761.5 240233	- Halter
1.6 16V	80	11/04→07/11	←	☐; →Orga 10550; + ESP	2	24.3541-1762.5 240234	- Halter
1.6 HDi	66	11/04→07/11	←	☐; Orga 10551→; → 07/10; + ESP	2	24.3541-1771.5 240239	BOS - Halter
			←	☐; → 07/10; - ESP	2	24.3541-1771.5 240239	BOS - Halter
			←	☐; Orga 10551→; → 07/10; + ESP	2	24.3541-1772.5 240240	BOS - Halter
			←	☐; → 07/10; - ESP	2	24.3541-1772.5 240240	BOS - Halter

	kw			 	! #			
<b>CITROËN - C4 Coupe (LA_) 11/04→12/13</b>								
 <b>Bremssattel</b>								
1.4 16V	65	11/04→07/11	➡	☐; →Orga 10656		24.3384-1739.5	240866	BOS - Halter ALU
1.6 16V	80	11/04→07/11	➡	☐; 11018→ 12056		24.3384-1739.5	240866	BOS - Halter ALU
1.6 HDi	66	11/04→07/11	➡	☐; 11018→ 12056		24.3384-1740.5	240867	BOS - Halter ALU
			➡	☐; →Orga 10656		24.3384-1740.5	240867	BOS - Halter ALU
			➡	☐; →Orga 11584		24.3387-1709.5	240888	TRW - Halter
			➡	☐; Orga 12334→; → 07/10		24.3387-1709.5	240888	TRW - Halter
			➡	☐; →Orga 11584		24.3387-1710.5	240889	TRW - Halter
			➡	☐; Orga 12334→; → 07/10		24.3387-1710.5	240889	TRW - Halter
			➡	☐; 11431→ 12333		24.3387-1731.5	240880	TRW - Halter
			➡	☐; 11431→ 12333		24.3387-1732.5	240881	TRW - Halter
1.6 HDi	80	11/04→07/11	⬅	☐; →Orga 12053; + ESP		24.3541-1761.5	240233	- Halter
			⬅	☐; →Orga 12053; + ESP		24.3541-1762.5	240234	- Halter
			➡	☐; →Orga 10656		24.3384-1739.5	240866	BOS - Halter ALU
			➡	☐; 11018→ 12056		24.3384-1739.5	240866	BOS - Halter ALU
			➡	☐; 11018→ 12056		24.3384-1740.5	240867	BOS - Halter ALU
			➡	☐; →Orga 10656		24.3384-1740.5	240867	BOS - Halter ALU
			➡	☐; →Orga 11584		24.3387-1709.5	240888	TRW - Halter
			➡	☐; Orga 12334→; → 07/10		24.3387-1709.5	240888	TRW - Halter
			➡	☐; →Orga 11584		24.3387-1710.5	240889	TRW - Halter
			➡	☐; Orga 12334→; → 07/10		24.3387-1710.5	240889	TRW - Halter
			➡	☐; 11431→ 12333		24.3387-1731.5	240880	TRW - Halter
			➡	☐; 11431→ 12333		24.3387-1732.5	240881	TRW - Halter
1.6 THP 150	110	07/08→07/11	⬅	☐; → 07/10; + ESP		24.3541-1761.5	240233	- Halter
			⬅	☐; → 07/10; + ESP		24.3541-1762.5	240234	- Halter
			➡	☐; 11018→ 12056		24.3384-1739.5	240866	BOS - Halter ALU
			➡	☐; 11018→ 12056		24.3384-1740.5	240867	BOS - Halter ALU
			➡	☐; Orga 12334→; → 07/10		24.3387-1709.5	240888	TRW - Halter
			➡	☐; →Orga 11584		24.3387-1709.5	240888	TRW - Halter
			➡	☐; →Orga 11584		24.3387-1710.5	240889	TRW - Halter
			➡	☐; Orga 12334→; → 07/10		24.3387-1710.5	240889	TRW - Halter
			➡	☐; 11431→ 12333		24.3387-1731.5	240880	TRW - Halter
			➡	☐; 11431→ 12333		24.3387-1732.5	240881	TRW - Halter
1.6 VTi 120	88	07/08→07/11	⬅	☐; → 07/10; Vollautomatik		24.3541-1761.5	240233	- Halter
			⬅	☐; → 07/10; Vollautomatik		24.3541-1762.5	240234	- Halter
			⬅	☐; → 07/10; Schaltgetriebe		24.3541-1771.5	240239	BOS - Halter
			⬅	☐; → 07/10; Schaltgetriebe		24.3541-1772.5	240240	BOS - Halter
			➡	☐; 11018→ 12056		24.3384-1739.5	240866	BOS - Halter ALU
			➡	☐; 11018→ 12056		24.3384-1740.5	240867	BOS - Halter ALU
			➡	☐; →Orga 11584		24.3387-1709.5	240888	TRW - Halter
			➡	☐; Orga 12334→; → 07/10		24.3387-1709.5	240888	TRW - Halter
			➡	☐; →Orga 11584		24.3387-1710.5	240889	TRW - Halter
			➡	☐; Orga 12334→; → 07/10		24.3387-1710.5	240889	TRW - Halter
			➡	☐; 11431→ 12333		24.3387-1731.5	240880	TRW - Halter
			➡	☐; 11431→ 12333		24.3387-1732.5	240881	TRW - Halter
2.0 16V	100	11/04→07/07	⬅	☐		24.3541-1761.5	240233	- Halter
			⬅	☐		24.3541-1762.5	240234	- Halter
			➡	☐; →Orga 10656		24.3384-1739.5	240866	BOS - Halter ALU
			➡	☐; 11018→ 12056		24.3384-1739.5	240866	BOS - Halter ALU
			➡	☐; →Orga 10656		24.3384-1740.5	240867	BOS - Halter ALU
			➡	☐; 11018→ 12056		24.3384-1740.5	240867	BOS - Halter ALU
			➡	☐; →Orga 11584		24.3387-1709.5	240888	TRW - Halter
			➡	☐; Orga 12334→		24.3387-1709.5	240888	TRW - Halter


















	kw			 	! #			
<b>CITROËN - C4 Coupe (LA_) 11/04→12/13</b>								
<b> Bremssattel</b>								
2.0 16V	100	11/04→07/07	➡	 ; Orga 12334→		24.3387-1710.5	240889	TRW - Halter
			➡	 ; →Orga 11584		24.3387-1710.5	240889	TRW - Halter
			➡	 ; 11431→ 12333		24.3387-1731.5	240880	TRW - Halter
			➡	 ; 11431→ 12333		24.3387-1732.5	240881	TRW - Halter
2.0 16V 2.0 HDi	130 100	11/04→12/10 11/04→12/10	←	 ; →Orga 10487		24.3571-9765.5	240651	ATE - Halter
			←	 ; 10488→ 11577		24.3571-9765.5	240651	ATE - Halter
			←	 ; →Orga 10487		24.3571-9766.5	240652	ATE - Halter
			←	 ; 10488→ 11577		24.3571-9766.5	240652	ATE - Halter
			←	 ; Orga 11578→; → 07/10		24.3571-9939.5	241036	ATE - Halter
			←	 ; Orga 11578→; → 07/10		24.3571-9940.5	241037	ATE - Halter
			➡	 ; →Orga 10656		24.3384-1739.5	240866	BOS - Halter ALU
			➡	 ; 11018→ 12056		24.3384-1739.5	240866	BOS - Halter ALU
			➡	 ; 11018→ 12056		24.3384-1740.5	240867	BOS - Halter ALU
			➡	 ; →Orga 10656		24.3384-1740.5	240867	BOS - Halter ALU
			➡	 ; →Orga 11584		24.3387-1709.5	240888	TRW - Halter
			➡	 ; Orga 12334→; → 07/10		24.3387-1709.5	240888	TRW - Halter
			➡	 ; Orga 12334→; → 07/10		24.3387-1710.5	240889	TRW - Halter
			➡	 ; →Orga 11584		24.3387-1710.5	240889	TRW - Halter
			➡	 ; 11431→ 12333		24.3387-1731.5	240880	TRW - Halter
			➡	 ; 11431→ 12333		24.3387-1732.5	240881	TRW - Halter
2.0 HDi	103	07/08→07/11	←	 ; 10488→ 11577		24.3571-9765.5	240651	ATE - Halter
			←	 ; →Orga 10487		24.3571-9765.5	240651	ATE - Halter
			←	 ; →Orga 10487		24.3571-9766.5	240652	ATE - Halter
			←	 ; 10488→ 11577		24.3571-9766.5	240652	ATE - Halter
			←	 ; Orga 11578→; → 07/10		24.3571-9939.5	241036	ATE - Halter
			←	 ; Orga 11578→; → 07/10		24.3571-9940.5	241037	ATE - Halter
			➡	 ; 11018→ 12056		24.3384-1739.5	240866	BOS - Halter ALU
			➡	 ; 11018→ 12056		24.3384-1740.5	240867	BOS - Halter ALU
			➡	 ; Orga 12334→; → 07/10		24.3387-1709.5	240888	TRW - Halter
			➡	 ; →Orga 11584		24.3387-1709.5	240888	TRW - Halter
			➡	 ; Orga 12334→; → 07/10		24.3387-1710.5	240889	TRW - Halter
			➡	 ; →Orga 11584		24.3387-1710.5	240889	TRW - Halter
			➡	 ; 11431→ 12333		24.3387-1731.5	240880	TRW - Halter
			➡	 ; 11431→ 12333		24.3387-1732.5	240881	TRW - Halter
2.0 VTR	103	10/06→12/07	←	 ; →Orga 12053		24.3541-1761.5	240233	- Halter
			←	 ; →Orga 12053		24.3541-1762.5	240234	- Halter
			➡	 ; →Orga 10656		24.3384-1739.5	240866	BOS - Halter ALU
			➡	 ; 11018→ 12056		24.3384-1739.5	240866	BOS - Halter ALU
			➡	 ; →Orga 10656		24.3384-1740.5	240867	BOS - Halter ALU
			➡	 ; 11018→ 12056		24.3384-1740.5	240867	BOS - Halter ALU
			➡	 ; Orga 12334→		24.3387-1709.5	240888	TRW - Halter
			➡	 ; →Orga 11584		24.3387-1709.5	240888	TRW - Halter
			➡	 ; Orga 12334→		24.3387-1710.5	240889	TRW - Halter
			➡	 ; →Orga 11584		24.3387-1710.5	240889	TRW - Halter
			➡	 ; 11431→ 12333		24.3387-1731.5	240880	TRW - Halter
			➡	 ; 11431→ 12333		24.3387-1732.5	240881	TRW - Halter
<b>Feder, Bremssattel</b>								
2.0 16V	130	11/04→12/10		Orga 11578→; → 07/10	2	11.8116-0356.1	390586	ATE
2.0 HDi	100	11/04→12/10	←	10488→ 11577	2	11.8116-0351.1	390538	ATE
2.0 HDi	103	07/08→07/11	←	→Orga 10487	2	11.8116-0351.1	390538	ATE
<b>Führungshülzensatz, Bremssattel</b>								
2.0 16V	130	11/04→12/10	←	Orga 11578→; → 07/10		11.0101-5704.2	260095	ATE

















	kw					! #		
<b>CITROËN - C4 Coupe (LA_) 11/04→12/13</b>								
<b>Führungshülzensatz, Bremsattel</b>								
2.0 HDi	100	11/04→12/10	←	Orga 11578→; → 07/10			11.0101-5704.2 260095	ATE
2.0 HDi	103	07/08→07/11						
<b>Führungsbolzen, Bremsattel</b>								
2.0 16V	130	11/04→12/10		→Orga 10487	2	11.8171-0008.1 990049	ATE	
2.0 HDi	100	11/04→12/10		Orga 11578→; → 07/10	2	11.8171-0008.1 990049	ATE	
2.0 HDi	103	07/08→07/11		10488→ 11577	2	11.8171-0008.1 990049	ATE	
<b> Bremschlauch</b>								
1.4 16V	65	11/04→07/11	←	→ 07/10	2	24.5111-0420.3 330682	L= 420	
1.6 16V	80	11/04→07/11						
1.6 HDi	66	11/04→07/11	→	→ 07/10	2	24.5246-0190.3 330697	L= 190	
1.6 HDi	80	11/04→07/11						
1.6 THP 150	110	07/08→07/11						
1.6 VTi 120	88	07/08→07/11						
2.0 16V	130	11/04→12/10						
2.0 HDi	100	11/04→12/10						
2.0 HDi	103	07/08→07/11						
2.0 16V	100	11/04→07/07	←		2	24.5111-0420.3 330682	L= 420	
2.0 VTR	103	10/06→12/07	→		2	24.5246-0190.3 330697	L= 190	
<b>CITROËN - C4 GRAND PICASSO I (UA_) 10/06→12/13</b>								
<b> Bremsattel</b>								
1.6 16V	103	07/08→12/10	←	☐; Orga 11921→		24.3601-9717.5 241050	ATE - Halter	
			←	☐; Orga 11921→		24.3601-9718.5 241051	ATE - Halter	
1.6 16V	110	10/08→08/13	←	☐; Orga 11921→; → 07/13		24.3601-9717.5 241050	ATE - Halter	
2.0 HDi 138	100	10/06→12/13	←	☐; Orga 11921→; → 07/13		24.3601-9718.5 241051	ATE - Halter	
2.0 i 16V	103	10/06→08/13	←					
1.6 HDi	80	10/06→06/11	←	☐; Orga 11767→		24.3601-9717.5 241050	ATE - Halter	
1.8 i 16V	92	10/06→12/10	←	☐; Orga 11767→		24.3601-9718.5 241051	ATE - Halter	
1.6 HDi 110	82	09/10→08/13	←	☐; → 07/13		24.3601-9717.5 241050	ATE - Halter	
2.0 HDi 150	110	07/09→08/13	←	☐; → 07/13		24.3601-9718.5 241051	ATE - Halter	
1.6 THP 155	115	09/10→08/13	←	☐; 11/10→ 07/13		24.3601-9717.5 241050	ATE - Halter	
2.0 HDi 165	120	09/10→08/13	←	☐; 11/10→ 07/13		24.3601-9718.5 241051	ATE - Halter	
1.6 VTi 120	88	07/08→08/13	←	☐; Orga 11767→; → 07/13		24.3601-9717.5 241050	ATE - Halter	
			←	☐; Orga 11767→; → 07/13		24.3601-9718.5 241051	ATE - Halter	
<b>Feder, Bremsattel</b>								
1.6 16V	103	07/08→12/10		Orga 11921→	2	11.8116-0356.1 390586	ATE	
			←	→Orga 11920	2	11.8116-0356.1 390586	ATE	
1.6 16V	110	10/08→08/13		Orga 11921→; → 07/13	2	11.8116-0356.1 390586	ATE	
2.0 HDi 138	100	10/06→12/13	←	→Orga 11920	2	11.8116-0356.1 390586	ATE	
2.0 i 16V	103	10/06→08/13	←					
1.6 HDi	80	10/06→06/11		Orga 11767→	2	11.8116-0356.1 390586	ATE	
1.8 i 16V	92	10/06→12/10	←	→Orga 11766	2	11.8116-0356.1 390586	ATE	
1.6 HDi 110	82	09/10→08/13		→ 07/13	2	11.8116-0356.1 390586	ATE	
2.0 HDi 150	110	07/09→08/13						
1.6 THP 155	115	09/10→08/13		11/10→ 07/13	2	11.8116-0356.1 390586	ATE	
2.0 HDi 165	120	09/10→08/13						
1.6 VTi 120	88	07/08→08/13		Orga 11767→; → 07/13	2	11.8116-0356.1 390586	ATE	
			←	→Orga 11766	2	11.8116-0356.1 390586	ATE	
<b>Führungshülzensatz, Bremsattel</b>								
1.6 16V	103	07/08→12/10	←	→Orga 11920		11.0101-5704.2 260095	ATE	
			←	Orga 11921→		11.0101-5704.2 260095	ATE	
1.6 16V	110	10/08→08/13	←	→Orga 11920		11.0101-5704.2 260095	ATE	
2.0 HDi 138	100	10/06→12/13	←	Orga 11921→; → 07/13		11.0101-5704.2 260095	ATE	
2.0 i 16V	103	10/06→08/13	←					
1.6 HDi	80	10/06→06/11	←	Orga 11767→		11.0101-5704.2 260095	ATE	
1.8 i 16V	92	10/06→12/10	←	→Orga 11766		11.0101-5704.2 260095	ATE	
1.6 HDi 110	82	09/10→08/13	←	→ 07/13		11.0101-5704.2 260095	ATE	
2.0 HDi 150	110	07/09→08/13	←					
1.6 THP 155	115	09/10→08/13	←	11/10→ 07/13		11.0101-5704.2 260095	ATE	
2.0 HDi 165	120	09/10→08/13	←					
1.6 VTi 120	88	07/08→08/13	←	→Orga 11766		11.0101-5704.2 260095	ATE	
			←	Orga 11767→; → 07/13		11.0101-5704.2 260095	ATE	


























	kw			 	! #		
<b>CITROËN - C4 GRAND PICASSO I (UA_) 10/06→12/13</b>							
<b>Führungsbolzen, Bremsattel</b>							
1.6 16V	103	07/08→12/10		Orga 11921→	2	11.8171-0008.1 990049	ATE
			←	→Orga 11920	2	11.8171-0008.1 990049	ATE
1.6 16V	110	10/08→08/13		Orga 11921→; → 07/13	2	11.8171-0008.1 990049	ATE
2.0 HDi 138	100	10/06→12/13					
2.0 i 16V	103	10/06→08/13	←	→Orga 11920	2	11.8171-0008.1 990049	ATE
1.6 HDi	80	10/06→06/11		Orga 11767→	2	11.8171-0008.1 990049	ATE
1.8 i 16V	92	10/06→12/10	←	→Orga 11766	2	11.8171-0008.1 990049	ATE
1.6 HDi 110	82	09/10→08/13		→ 07/13	2	11.8171-0008.1 990049	ATE
2.0 HDi 150	110	07/09→08/13					
1.6 THP 155	115	09/10→08/13		11/10→ 07/13	2	11.8171-0008.1 990049	ATE
2.0 HDi 165	120	09/10→08/13					
1.6 VTi 120	88	07/08→08/13		Orga 11767→; → 07/13	2	11.8171-0008.1 990049	ATE
			←	→Orga 11766	2	11.8171-0008.1 990049	ATE
<b>Dichtungssatz, Bremsattel</b>							
1.6 16V	103	07/08→12/10	←	Orga 11921→		11.0441-6008.2 250038	ATE für Kolben-Ø [mm]: 60
1.6 16V	110	10/08→08/13	←	Orga 11921→; → 07/13		11.0441-6008.2 250038	ATE für Kolben-Ø [mm]: 60
2.0 HDi 138	100	10/06→12/13					
2.0 i 16V	103	10/06→08/13					
1.6 HDi	80	10/06→06/11	←	Orga 11767→		11.0441-6008.2 250038	ATE für Kolben-Ø [mm]: 60
1.8 i 16V	92	10/06→12/10					
1.6 HDi 110	82	09/10→08/13	←	→ 07/13		11.0441-6008.2 250038	ATE für Kolben-Ø [mm]: 60
2.0 HDi 150	110	07/09→08/13					
1.6 THP 155	115	09/10→08/13	←	11/10→ 07/13		11.0441-6008.2 250038	ATE für Kolben-Ø [mm]: 60
2.0 HDi 165	120	09/10→08/13					
1.6 VTi 120	88	07/08→08/13	←	Orga 11767→; → 07/13		11.0441-6008.2 250038	ATE für Kolben-Ø [mm]: 60
<b>Bremsschlauch</b>							
1.6 16V	103	07/08→12/10	←		2	24.5111-0424.3 331014	L= 424,6
1.6 HDi	80	10/06→06/11					
1.8 i 16V	92	10/06→12/10	→		2	24.5246-0216.3 331022	L= 216,6
1.6 16V	110	10/08→08/13	←	→ 07/13	2	24.5111-0424.3 331014	L= 424,6
1.6 HDi 110	82	09/10→08/13					
1.6 VTi 120	88	07/08→08/13	→	→ 07/13	2	24.5246-0216.3 331022	L= 216,6
2.0 HDi 138	100	10/06→12/13					
2.0 HDi 150	110	07/09→08/13					
2.0 i 16V	103	10/06→08/13					
1.6 THP 155	115	09/10→08/13	←	11/10→ 07/13	2	24.5111-0424.3 331014	L= 424,6
2.0 HDi 165	120	09/10→08/13	→	11/10→ 07/13	2	24.5246-0216.3 331022	L= 216,6
<b>CITROËN - C4 GRAND PICASSO II (DA_, DE_) 06/13→</b>							
<b>Feder, Bremsattel</b>							
1.2 THP 130	96	04/14→	←	für Bremsscheibendurchmesser [mm]: 283	2	11.8116-0237.1 390509	ATE
1.6 BlueHDi 100	73	01/15→					
1.6 BlueHDi 120	88	07/14→					
1.6 HDi / BlueHDi 115	85	09/13→	←	für Bremsscheibendurchmesser [mm]: 304	2	11.8116-0326.1 390471	ATE
1.6 HDi 90	68	09/13→					
1.6 THP 155	115	09/13→					
1.6 THP 165	121	07/14→					
1.6 VTi 120	88	09/13→					
2.0 BlueHDi 135	100	09/13→					
2.0 BlueHDi 150	110	06/13→					
<b>Führungshülzensatz, Bremsattel</b>							
1.2 THP 130	96	04/14→	←	für Bremsscheibendurchmesser [mm]: 283 / 304		11.0101-5407.2 260011	ATE
1.6 BlueHDi 100	73	01/15→					
1.6 BlueHDi 120	88	07/14→					
1.6 HDi / BlueHDi 115	85	09/13→					
1.6 HDi 90	68	09/13→					
1.6 THP 155	115	09/13→					
1.6 THP 165	121	07/14→					
1.6 VTi 120	88	09/13→					
2.0 BlueHDi 135	100	09/13→					
2.0 BlueHDi 150	110	06/13→					
<b>Führungsbolzen, Bremsattel</b>							
1.2 THP 130	96	04/14→	←	für Bremsscheibendurchmesser [mm]: 283 / 304	2	11.8171-0008.1 990049	ATE
1.6 BlueHDi 100	73	01/15→					
1.6 BlueHDi 120	88	07/14→					
1.6 HDi / BlueHDi 115	85	09/13→					
1.6 HDi 90	68	09/13→					
1.6 THP 155	115	09/13→					
1.6 THP 165	121	07/14→					
1.6 VTi 120	88	09/13→					
2.0 BlueHDi 135	100	09/13→					
↓							

	kw					! #		
<b>CITROËN - C4 GRAND PICASSO II (DA_, DE_) 06/13→</b>								
<b>Führungsbolzen, Bremsattel</b>								
2.0 BlueHDi 150	110	06/13→	←	für Bremsscheibendurchmesser [mm]: 283 / 304		2	11.8171-0008.1 990049	ATE
<b>Dichtungssatz, Bremsattel</b>								
1.2 THP 130	96	04/14→	←	für Bremsscheibendurchmesser [mm]: 283 / 304			11.0441-6008.2 250038	ATE für Kolben-Ø [mm]: 60
1.6 BlueHDi 100	73	01/15→						
1.6 BlueHDi 120	88	07/14→						
1.6 HDi / BlueHDi 115	85	09/13→						
1.6 HDi 90	68	09/13→						
1.6 THP 155	115	09/13→						
1.6 THP 165	121	07/14→						
1.6 VTi 120	88	09/13→						
2.0 BlueHDi 135	100	09/13→						
2.0 BlueHDi 150	110	06/13→						
<b>CITROËN - C4 PICASSO I Großraumlimousine (UD_) 10/06→12/15</b>								
 <b>Bremsattel</b>								
1.6 16V	110	07/08→08/13	←	☐; Orga 11921→; → 07/13		2	24.3601-9717.5 241050	ATE - Halter
1.6 THP 140	103	07/08→08/13	←	☐; Orga 11921→; → 07/13		2	24.3601-9718.5 241051	ATE - Halter
2.0 HDi 138	100	10/06→08/13	←					
2.0 i 16V	103	09/07→08/13	←					
1.6 HDi	80	02/07→08/13	←	☐; Orga 11767→; → 07/13		2	24.3601-9717.5 241050	ATE - Halter
1.6 VTi 120	88	07/08→08/13	←	☐; Orga 11767→; → 07/13		2	24.3601-9718.5 241051	ATE - Halter
1.6 HDi 110	82	09/10→08/13	←	☐; 11/10→ 07/13		2	24.3601-9717.5 241050	ATE - Halter
1.6 THP 155	115	09/10→08/13	←	☐; 11/10→ 07/13		2	24.3601-9718.5 241051	ATE - Halter
2.0 HDi 165	120	09/10→08/13	←					
1.8 Bifuel	92	01/09→10/12	←	☐; Orga 11767→		2	24.3601-9717.5 241050	ATE - Halter
1.8 i 16V	92	02/07→12/11	←	☐; Orga 11767→		2	24.3601-9718.5 241051	ATE - Halter
2.0 HDi 150	110	07/09→08/13	←	☐; → 07/13		2	24.3601-9717.5 241050	ATE - Halter
			←	☐; → 07/13		2	24.3601-9718.5 241051	ATE - Halter
<b>Feder, Bremsattel</b>								
1.6 16V	110	07/08→08/13		Orga 11921→; → 07/13		2	11.8116-0356.1 390586	ATE
1.6 THP 140	103	07/08→08/13	←	→Orga 11920		2	11.8116-0356.1 390586	ATE
2.0 i 16V	103	09/07→08/13	←					
1.6 HDi	80	02/07→08/13		Orga 11767→; → 07/13		2	11.8116-0356.1 390586	ATE
1.6 VTi 120	88	07/08→08/13	←	→Orga 11766		2	11.8116-0356.1 390586	ATE
1.6 HDi 110	82	09/10→08/13		11/10→ 07/13		2	11.8116-0356.1 390586	ATE
1.6 THP 155	115	09/10→08/13						
2.0 HDi 165	120	09/10→08/13						
1.8 Bifuel	92	01/09→10/12		Orga 11767→		2	11.8116-0356.1 390586	ATE
1.8 i 16V	92	02/07→12/11	←	→Orga 11766		2	11.8116-0356.1 390586	ATE
2.0 HDi 138	100	10/06→08/13		Orga 11921→; → 07/13		2	11.8116-0356.1 390586	ATE
			←	02/07→; →Orga 11920		2	11.8116-0356.1 390586	ATE
2.0 HDi 150	110	07/09→08/13		→ 07/13		2	11.8116-0356.1 390586	ATE
<b>Führungshülzensatz, Bremsattel</b>								
1.6 16V	110	07/08→08/13	←	→Orga 11920			11.0101-5704.2 260095	ATE
1.6 THP 140	103	07/08→08/13	←					
2.0 i 16V	103	09/07→08/13	←	Orga 11921→; → 07/13			11.0101-5704.2 260095	ATE
1.6 HDi	80	02/07→08/13	←	→Orga 11766			11.0101-5704.2 260095	ATE
1.6 VTi 120	88	07/08→08/13	←	Orga 11767→; → 07/13			11.0101-5704.2 260095	ATE
1.6 HDi 110	82	09/10→08/13	←	11/10→ 07/13			11.0101-5704.2 260095	ATE
1.6 THP 155	115	09/10→08/13						
2.0 HDi 165	120	09/10→08/13						
1.8 Bifuel	92	01/09→10/12	←	Orga 11767→			11.0101-5704.2 260095	ATE
1.8 i 16V	92	02/07→12/11	←	→Orga 11766			11.0101-5704.2 260095	ATE
2.0 HDi 138	100	10/06→08/13	←	02/07→; →Orga 11920			11.0101-5704.2 260095	ATE
			←	Orga 11921→; → 07/13			11.0101-5704.2 260095	ATE
2.0 HDi 150	110	07/09→08/13	←	→ 07/13			11.0101-5704.2 260095	ATE
<b>Führungsbolzen, Bremsattel</b>								
1.6 16V	110	07/08→08/13		Orga 11921→; → 07/13		2	11.8171-0008.1 990049	ATE
1.6 THP 140	103	07/08→08/13	←	→Orga 11920		2	11.8171-0008.1 990049	ATE
2.0 i 16V	103	09/07→08/13	←					
1.6 HDi	80	02/07→08/13		Orga 11767→; → 07/13		2	11.8171-0008.1 990049	ATE
1.6 VTi 120	88	07/08→08/13	←	→Orga 11766		2	11.8171-0008.1 990049	ATE
1.6 HDi 110	82	09/10→08/13		11/10→ 07/13		2	11.8171-0008.1 990049	ATE
↓								








	kw					! #		
<b>CITROËN - C4 PICASSO I Großraumlimousine (UD_) 10/06→12/15</b>								
<b>Führungsbolzen, Bremsattel</b>								
1.6 THP 155 2.0 HDi 165	115 120	09/10→08/13 09/10→08/13		11/10→ 07/13		2	11.8171-0008.1 990049	ATE
1.8 Bifuel 1.8 i 16V	92 92	01/09→10/12 02/07→12/11		Orga 11767→ →Orga 11766		2	11.8171-0008.1 990049	ATE
2.0 HDi 138	100	10/06→08/13		Orga 11921→; → 07/13 ← 02/07→; →Orga 11920		2	11.8171-0008.1 990049	ATE
2.0 HDi 150	110	07/09→08/13		→ 07/13		2	11.8171-0008.1 990049	ATE
<b>Dichtungssatz, Bremsattel</b>								
1.6 16V 1.6 THP 140 2.0 i 16V	110 103 103	07/08→08/13 07/08→08/13 09/07→08/13	←	→Orga 11920 Orga 11921→; → 07/13			11.0441-6008.2 250038	ATE für Kolben-Ø [mm]: 60
1.6 HDi 1.6 VTi 120	80 88	02/07→08/13 07/08→08/13	←	→Orga 11766 Orga 11767→; → 07/13			11.0441-6008.2 250038	ATE für Kolben-Ø [mm]: 60
1.6 HDi 110 1.6 THP 155 2.0 HDi 165	82 115 120	09/10→08/13 09/10→08/13 09/10→08/13	←	11/10→ 07/13			11.0441-6008.2 250038	ATE für Kolben-Ø [mm]: 60
1.8 Bifuel 1.8 i 16V	92 92	01/09→10/12 02/07→12/11	←	Orga 11767→ →Orga 11766			11.0441-6008.2 250038	ATE für Kolben-Ø [mm]: 60
2.0 HDi 138	100	10/06→08/13	←	02/07→; →Orga 11920 Orga 11921→; → 07/13			11.0441-6008.2 250038	ATE für Kolben-Ø [mm]: 60
2.0 HDi 150	110	07/09→08/13	←	→ 07/13			11.0441-6008.2 250038	ATE für Kolben-Ø [mm]: 60
<b>Bremsschlauch</b>								
1.6 16V 1.6 HDi 1.6 THP 140 1.6 VTi 120 2.0 HDi 150 2.0 i 16V	110 80 103 88 110 103	07/08→08/13 02/07→08/13 07/08→08/13 07/08→08/13 07/09→08/13 09/07→08/13	←	→ 07/13 → 07/13		2	24.5111-0424.3 331014	L= 424,6
1.6 HDi 110 1.6 THP 155 2.0 HDi 165	82 115 120	09/10→08/13 09/10→08/13 09/10→08/13	←	11/10→ 07/13 11/10→ 07/13		2	24.5111-0424.3 331014	L= 424,6
1.8 Bifuel 1.8 i 16V	92 92	01/09→10/12 02/07→12/11	←			2	24.5111-0424.3 331014	L= 424,6
2.0 HDi 138	100	10/06→08/13	←	02/07→ 07/13 02/07→ 07/13		2	24.5111-0424.3 331014	L= 424,6
<b>CITROËN - C4 PICASSO II 01/13→</b>								
<b>Feder, Bremsattel</b>								
1.2 THP 110 1.2 THP 130 1.6 BlueHDi 100 1.6 BlueHDi 120 1.6 HDi / BlueHDi 115 1.6 HDi 90 1.6 THP 155 1.6 THP 165 1.6 VTi 120 2.0 BlueHDi 135 2.0 BlueHDi 150	81 96 73 88 85 68 115 121 88 100 110	04/16→ 04/14→ 12/14→ 07/14→ 02/13→ 02/13→ 02/13→ 07/14→ 02/13→ 09/13→ 09/13→	←	für Bremsscheibendurchmesser [mm]: 283 für Bremsscheibendurchmesser [mm]: 304		2	11.8116-0237.1 390509 11.8116-0326.1 390471	ATE
<b>Führungshülzensatz, Bremsattel</b>								
1.2 THP 110 1.2 THP 130 1.6 BlueHDi 100 1.6 BlueHDi 120 1.6 HDi / BlueHDi 115 1.6 HDi 90 1.6 THP 155 1.6 THP 165 1.6 VTi 120 2.0 BlueHDi 135 2.0 BlueHDi 150	81 96 73 88 85 68 115 121 88 100 110	04/16→ 04/14→ 12/14→ 07/14→ 02/13→ 02/13→ 02/13→ 07/14→ 02/13→ 09/13→ 09/13→	←	für Bremsscheibendurchmesser [mm]: 283 / 304			11.0101-5407.2 260011	ATE
<b>Führungsbolzen, Bremsattel</b>								
1.2 THP 110 1.2 THP 130 1.6 BlueHDi 100 1.6 BlueHDi 120 1.6 HDi / BlueHDi 115 1.6 HDi 90	81 96 73 88 85 68	04/16→ 04/14→ 12/14→ 07/14→ 02/13→ 02/13→	←	für Bremsscheibendurchmesser [mm]: 283 / 304		2	11.8171-0008.1 990049	ATE

	kw			 	! #									
<b>CITROËN - C4 PICASSO II 01/13→</b>														
<b>Führungsbolzen, Bremsattel</b>														
1.6 THP 155	115	02/13→	←	für Bremsscheibendurchmesser [mm]: 283 / 304	2	11.8171-0008.1	990049	ATE						
1.6 THP 165	121	07/14→												
1.6 VTi 120	88	02/13→												
2.0 BlueHDi 135	100	09/13→												
2.0 BlueHDi 150	110	09/13→												
<b>Dichtungssatz, Bremsattel</b>														
1.2 THP 110	81	04/16→	←	für Bremsscheibendurchmesser [mm]: 283 / 304		11.0441-6008.2	250038	ATE für Kolben-Ø [mm]: 60						
1.2 THP 130	96	04/14→												
1.6 BlueHDi 100	73	12/14→												
1.6 BlueHDi 120	88	07/14→												
1.6 HDi / BlueHDi 115	85	02/13→												
1.6 HDi 90	68	02/13→												
1.6 THP 155	115	02/13→												
1.6 THP 165	121	07/14→												
1.6 VTi 120	88	02/13→												
2.0 BlueHDi 135	100	09/13→												
2.0 BlueHDi 150	110	09/13→												
<b>CITROËN - C4 PICASSO II Van (DD_) 01/13→</b>														
<b>Feder, Bremsattel</b>														
BlueHDi 150 (DDAHXT)	110	09/13→							←	für Bremsscheibendurchmesser [mm]: 283	2	11.8116-0237.1	390509	ATE
e-HDi (DD9HC8, DD9HCT)	85	02/13→												
HDi / e-HDi (DD9HP0, DD9HPT)	68	02/13→	←	für Bremsscheibendurchmesser [mm]: 304	2	11.8116-0326.1	390471	ATE						
THP 155 (DD5FV8)	115	02/13→												
VTi 120 (DD5FS0)	88	02/13→												
<b>Führungshülzensatz, Bremsattel</b>														
BlueHDi 150 (DDAHXT)	110	09/13→	←	für Bremsscheibendurchmesser [mm]: 283 / 304		11.0101-5407.2	260011	ATE						
e-HDi (DD9HC8, DD9HCT)	85	02/13→												
HDi / e-HDi (DD9HP0, DD9HPT)	68	02/13→												
THP 155 (DD5FV8)	115	02/13→												
VTi 120 (DD5FS0)	88	02/13→												
<b>Führungsbolzen, Bremsattel</b>														
BlueHDi 150 (DDAHXT)	110	09/13→	←	für Bremsscheibendurchmesser [mm]: 283 / 304	2	11.8171-0008.1	990049	ATE						
e-HDi (DD9HC8, DD9HCT)	85	02/13→												
HDi / e-HDi (DD9HP0, DD9HPT)	68	02/13→												
THP 155 (DD5FV8)	115	02/13→												
VTi 120 (DD5FS0)	88	02/13→												
<b>Dichtungssatz, Bremsattel</b>														
BlueHDi 150 (DDAHXT)	110	09/13→	←	für Bremsscheibendurchmesser [mm]: 283 / 304		11.0441-6008.2	250038	ATE für Kolben-Ø [mm]: 60						
e-HDi (DD9HC8, DD9HCT)	85	02/13→												
HDi / e-HDi (DD9HP0, DD9HPT)	68	02/13→												
THP 155 (DD5FV8)	115	02/13→												
VTi 120 (DD5FS0)	88	02/13→												
<b>CITROËN - C4 SPACETOURER (3D_) 04/18→</b>														
<b>Feder, Bremsattel</b>														
1.2 PureTech 110	81	04/18→	←	für Bremsscheibendurchmesser [mm]: 283	2	11.8116-0237.1	390509	ATE						
1.2 PureTech 130	96	04/18→												
1.5 BlueHDi 130	96	05/18→	←	für Bremsscheibendurchmesser [mm]: 304	2	11.8116-0326.1	390471	ATE						
1.6 BlueHDi 100	73	04/18→												
1.6 BlueHDi 120	88	04/18→												
1.6 THP 165	121	04/18→												
2.0 BlueHDi 150	110	04/18→												
2.0 BlueHDi 160	120	04/18→												
<b>Führungshülzensatz, Bremsattel</b>														
1.2 PureTech 110	81	04/18→	←	für Bremsscheibendurchmesser [mm]: 283 / 304		11.0101-5407.2	260011	ATE						
1.2 PureTech 130	96	04/18→												
1.5 BlueHDi 130	96	05/18→												
1.6 BlueHDi 100	73	04/18→												
1.6 BlueHDi 120	88	04/18→												
1.6 THP 165	121	04/18→												
2.0 BlueHDi 150	110	04/18→												
2.0 BlueHDi 160	120	04/18→												
<b>Führungsbolzen, Bremsattel</b>														
1.2 PureTech 110	81	04/18→	←	für Bremsscheibendurchmesser [mm]: 283 / 304	2	11.8171-0008.1	990049	ATE						
1.2 PureTech 130	96	04/18→												
↓														








	kW					! #		
<b>CITROËN - C4 SPACETOURER (3D_) 04/18→</b>								
<b>Führungsbolzen, Bremsattel</b>								
1.5 BlueHDi 130	96	05/18→	←	für Bremsscheibendurchmesser [mm]: 283 / 304	2	11.8171-0008.1	990049	ATE
1.6 BlueHDi 100	73	04/18→						
1.6 BlueHDi 120	88	04/18→						
1.6 THP 165	121	04/18→						
2.0 BlueHDi 150	110	04/18→						
2.0 BlueHDi 160	120	04/18→						
<b>Dichtungssatz, Bremsattel</b>								
1.2 PureTech 110	81	04/18→	←	für Bremsscheibendurchmesser [mm]: 283 / 304		11.0441-6008.2	250038	ATE für Kolben-Ø [mm]: 60
1.2 PureTech 130	96	04/18→						
1.5 BlueHDi 130	96	05/18→						
1.6 BlueHDi 100	73	04/18→						
1.6 BlueHDi 120	88	04/18→						
1.6 THP 165	121	04/18→						
2.0 BlueHDi 150	110	04/18→						
2.0 BlueHDi 160	120	04/18→						
<b>CITROËN - C4 SPACETOURER Van (3D_) 04/18→</b>								
<b>Feder, Bremsattel</b>								
BlueHDi 120	88	05/19→	←	für Bremsscheibendurchmesser [mm]: 283	2	11.8116-0237.1	390509	ATE
BlueHDi 130	96	05/19→						
PureTech 130	96	05/19→						
			←	für Bremsscheibendurchmesser [mm]: 304	2	11.8116-0326.1	390471	ATE
<b>Führungshülzensatz, Bremsattel</b>								
BlueHDi 120	88	05/19→	←	für Bremsscheibendurchmesser [mm]: 283 / 304		11.0101-5407.2	260011	ATE
BlueHDi 130	96	05/19→						
PureTech 130	96	05/19→						
<b>Führungsbolzen, Bremsattel</b>								
BlueHDi 120	88	05/19→	←	für Bremsscheibendurchmesser [mm]: 283 / 304	2	11.8171-0008.1	990049	ATE
BlueHDi 130	96	05/19→						
PureTech 130	96	05/19→						
<b>Dichtungssatz, Bremsattel</b>								
BlueHDi 120	88	05/19→	←	für Bremsscheibendurchmesser [mm]: 283 / 304		11.0441-6008.2	250038	ATE für Kolben-Ø [mm]: 60
BlueHDi 130	96	05/19→						
PureTech 130	96	05/19→						
<b>CITROËN - C5 I (DC_) 03/01→03/05</b>								
 <b>Bremsattel</b>								
2.0 16V (DCRFNC, DCRFNF)	100	03/01→08/04	←			24.3572-1707.5	240884	BOS - Halter
2.0 16V HPi (DCRLZB)	103	03/01→08/04						
2.0 HDi	79	03/01→08/04	←			24.3572-1708.5	240885	BOS - Halter
2.0 HDi (DCRHYP)	66	03/01→08/04						
2.0 HDi (DCRHZB, DCRHZE)	80	03/01→08/04						
2.2 HDi (DC4HXB, DC4HXE)	98	03/01→08/04	←			24.3572-1709.5	240583	BDX - Halter
3.0 V6 (DCXFXC, DCXFXF)	152	03/01→08/04						
 <b>Bremsschlauch</b>								
1.8 16V (DC6FZB, DC6FZE)	85	03/01→08/04	←		2	24.5111-0550.3	330665	L= 550
2.0 16V (DCRFNC, DCRFNF)	100	03/01→08/04						
2.0 16V HPi (DCRLZB)	103	03/01→08/04						
2.0 HDi	79	03/01→08/04						
2.0 HDi (DCRHYP)	66	03/01→08/04						
2.0 HDi (DCRHZB, DCRHZE)	80	03/01→08/04						
2.2 HDi (DC4HXB, DC4HXE)	98	03/01→08/04						
3.0 V6 (DCXFXC, DCXFXF)	152	03/01→08/04						
<b>CITROËN - C5 I Break (DE_) 06/01→09/04</b>								
 <b>Bremsattel</b>								
1.8 16V (DE6FZB, DE6FZE)	85	06/01→08/04	←			24.3572-1707.5	240884	BOS - Halter
2.0 16V (DERFNF, DERFNC, RERFNC)	100	06/01→08/04						
2.0 16V HPi (DERLZB)	103	06/01→08/04	←			24.3572-1708.5	240885	BOS - Halter
2.0 HDi (DERHSB, DERHSE)	79	06/01→08/04						
2.0 HDi (DERHYB)	66	06/01→08/04						
↓								










	kw				! #		
<b>CITROËN - C5 I Break (DE_) 06/01→09/04</b>							
 <b>Bremssattel</b>							
2.0 HDi (DERHZB, DERHZE)	80	06/01→08/04	←	<input type="checkbox"/>		24.3572-1707.5 240884	BOS - Halter
			←	<input type="checkbox"/>		24.3572-1708.5 240885	BOS - Halter
2.2 HDi (DE4HXB, DE4HXE)	98	06/01→08/04	←	<input type="checkbox"/>		24.3572-1709.5 240583	BDX - Halter
3.0 Carlsson	173	09/03→08/04	←	<input type="checkbox"/>		24.3572-1710.5 240584	BDX - Halter
3.0 V6 (DEXFXC, DEXFXF)	152	06/01→08/04					
 <b>Bremsschlauch</b>							
1.8 16V (DE6FZB, DE6FZE)	85	06/01→08/04	←		2	24.5111-0550.3 330665	L= 550
2.0 16V (DERFNF, DERFNC, RERFNC)	100	06/01→08/04					
2.0 16V HPI (DERLZB)	103	06/01→08/04					
2.0 HDi (DERHSB, DERHSE)	79	06/01→08/04					
2.0 HDi (DERHYB)	66	06/01→08/04					
2.0 HDi (DERHZB, DERHZE)	80	06/01→08/04					
2.2 HDi (DE4HXB, DE4HXE)	98	06/01→08/04					
3.0 Carlsson	173	09/03→08/04					
3.0 V6 (DEXFXC, DEXFXF)	152	06/01→08/04					
<b>CITROËN - C5 II (RC_) 08/04→</b>							
 <b>Bremssattel</b>							
1.6 HDi (RC8HZB)	80	09/04→	←	<input type="checkbox"/> ; → 01/08		24.3572-1707.5 240884	BOS - Halter
2.0 16V (RCRFJB, RCRFJC)	103	09/04→	←	<input type="checkbox"/> ; → 01/08		24.3572-1708.5 240885	BOS - Halter
2.0 HDi (RCRHRH)	100	09/04→	←	<input type="checkbox"/> ; → 01/08		24.3572-1709.5 240583	BDX - Halter
2.2 HDi	120	05/06→					
2.2 HDi	125	04/06→	←	<input type="checkbox"/> ; → 01/08		24.3572-1710.5 240584	BDX - Halter
2.2 HDi (RC4HXE)	98	09/04→					
3.0 V6 (RCXFUF)	152	09/04→					
 <b>Bremsschlauch</b>							
1.6 HDi (RC8HZB)	80	09/04→	←	→ 01/08	2	24.5111-0550.3 330665	L= 550
1.8 16V	92	09/05→					
1.8 16V (RC6FZB)	85	09/04→					
2.0 16V (RCRFJB, RCRFJC)	103	09/04→					
2.0 HDi (RCRHRH)	100	09/04→					
2.2 HDi	120	05/06→					
2.2 HDi	125	04/06→					
2.2 HDi (RC4HXE)	98	09/04→					
3.0 V6 (RCXFUF)	152	09/04→					
<b>CITROËN - C5 II Break (RE_) 09/04→</b>							
 <b>Bremssattel</b>							
1.6 HDi (RE8HZB)	80	09/04→	←	<input type="checkbox"/> ; → 01/08		24.3572-1707.5 240884	BOS - Halter
1.8 16V	92	09/05→					
1.8 16V (RE6FZB)	85	09/04→	←	<input type="checkbox"/> ; → 01/08		24.3572-1708.5 240885	BOS - Halter
2.0 16V (RERFJB, RERFJC)	103	09/04→					
2.0 HDi (RERHRH)	100	09/04→	←	<input type="checkbox"/> ; → 01/08		24.3572-1709.5 240583	BDX - Halter
2.2 HDi	120	05/06→					
2.2 HDi	125	04/06→	←	<input type="checkbox"/> ; → 01/08		24.3572-1710.5 240584	BDX - Halter
2.2 HDi (RE4HXE)	98	09/04→					
3.0 V6 (REXFUF)	152	09/04→					
 <b>Bremsschlauch</b>							
1.6 HDi (RE8HZB)	80	09/04→	←	→ 01/08	2	24.5111-0550.3 330665	L= 550
1.8 16V	92	09/05→					
1.8 16V (RE6FZB)	85	09/04→					
2.0 16V (RERFJB, RERFJC)	103	09/04→					
2.0 HDi (RERHRH)	100	09/04→					
2.2 HDi	120	05/06→					
2.2 HDi	125	04/06→					
2.2 HDi (RE4HXE)	98	09/04→					
3.0 V6 (REXFUF)	152	09/04→					
<b>CITROËN - C5 III (RD_) 02/08→</b>							
 <b>Bremssattel</b>							
1.6 HDi 110	80	02/08→	←	<input type="checkbox"/> ; →Orga 12998		24.3601-9731.5 241054	ATE - Halter
1.6 HDi 110	82	07/10→					
↓							


















	kw			 	! #		
<b>CITROËN - C5 III (RD_) 02/08→</b>							
<b>Bremssattel</b>							
1.6 HDi 115	84	01/12→	←	☐; →Orga 12998		24.3601-9732.5 241055	ATE - Halter
1.6 THP 150	110	07/10→	→	☐; - eFSB		24.3387-1707.5 240928	TRW - Halter
1.6 THP 155	115	04/09→	→	☐; - eFSB		24.3387-1708.5 240929	TRW - Halter
1.6 VTi 120	88	07/10→	→	☐; - eFSB		24.3387-1708.5 240929	TRW - Halter
1.8 16V	92	02/08→	→	☐; + eFSB		24.3387-7087.5 241013	ATE - Halter
2.0 16V	103	02/08→	→	☐; + eFSB		24.3387-7088.5 241014	ATE - Halter
2.0 16V BioFlex	103	02/08→	→	☐; + eFSB		24.3387-7088.5 241014	ATE - Halter
2.0 HDi	100	02/08→	→	☐; + eFSB		24.3387-7088.5 241014	ATE - Halter
2.0 HDi 140	103	11/08→					
2.0 HDi 165	120	04/09→					
2.0 HDi 150 / BlueHDi 150	110	04/09→	→	☐; 05/15→; - eFSB		24.3387-1707.5 240928	TRW - Halter
			→	☐; 05/15→; - eFSB		24.3387-1708.5 240929	TRW - Halter
			→	☐; 05/15→; + eFSB		24.3387-7087.5 241013	ATE - Halter
			→	☐; 05/15→; + eFSB		24.3387-7088.5 241014	ATE - Halter
2.0 HDi 180	133	03/15→	←	☐		24.3601-9883.5 240964	ATE - Halter
			←	☐		24.3601-9884.5 240965	ATE - Halter
			→	☐; - eFSB		24.3387-1707.5 240928	TRW - Halter
			→	☐; - eFSB		24.3387-1708.5 240929	TRW - Halter
			→	☐; + eFSB		24.3387-7087.5 241013	ATE - Halter
			→	☐; + eFSB		24.3387-7088.5 241014	ATE - Halter
2.2 HDi	120	04/09→12/11	←	☐		24.3451-1719.5 240916	TRW - Halter
2.2 HDi	125	02/08→	←	☐		24.3451-1720.5 240917	TRW - Halter
2.7 HDi	150	02/08→	→	☐; - eFSB		24.3387-1707.5 240928	TRW - Halter
3.0 V6	155	02/08→	→	☐; - eFSB		24.3387-1708.5 240929	TRW - Halter
			→	☐; + eFSB		24.3387-7087.5 241013	ATE - Halter
			→	☐; + eFSB		24.3387-7088.5 241014	ATE - Halter
2.2 HDi 200	150	07/10→	←	☐; →Orga 12774		24.3601-9883.5 240964	ATE - Halter
3.0 HDi 240	177	04/09→10/14	←	☐; →Orga 12774		24.3601-9884.5 240965	ATE - Halter
			→	☐; - eFSB		24.3387-1707.5 240928	TRW - Halter
			→	☐; - eFSB		24.3387-1708.5 240929	TRW - Halter
			→	☐; + eFSB		24.3387-7087.5 241013	ATE - Halter
			→	☐; + eFSB		24.3387-7088.5 241014	ATE - Halter
<b>Feder, Bremssattel</b>							
1.6 HDi 110	80	02/08→	←	Orga 12999→	2	11.8116-0356.1 390586	ATE
1.6 HDi 110	82	07/10→	←	→Orga 12998	2	11.8116-0356.1 390586	ATE
1.6 HDi 115	84	01/12→	←	→Orga 12998	2	11.8116-0356.1 390586	ATE
1.6 THP 150	110	07/10→	→	+ eFSB	2	11.8116-0340.1 390595	ATE
1.6 THP 155	115	04/09→	→	+ eFSB	2	11.8116-0340.1 390595	ATE
1.6 VTi 120	88	07/10→					
1.8 16V	92	02/08→					
2.0 16V	103	02/08→					
2.0 16V BioFlex	103	02/08→					
2.0 HDi	100	02/08→					
2.0 HDi 140	103	11/08→					
2.0 HDi 165	120	04/09→					
2.0 HDi 150 / BlueHDi 150	110	04/09→	←	05/15→	2	11.8116-0356.1 390586	ATE
			→	05/15→; + eFSB	2	11.8116-0340.1 390595	ATE
2.0 HDi 180	133	03/15→	→	+ eFSB	2	11.8116-0340.1 390595	ATE
2.2 HDi	120	04/09→12/11					
2.2 HDi	125	02/08→					
2.2 HDi 200	150	07/10→					
2.7 HDi	150	02/08→					
3.0 HDi 240	177	04/09→10/14					
3.0 V6	155	02/08→					
<b>Führungshülzensatz, Bremssattel</b>							
1.6 HDi 110	80	02/08→	←	→Orga 12998		11.0101-5407.2 260011	ATE
1.6 HDi 110	82	07/10→	←	→Orga 12998		11.0101-5704.2 260095	ATE
1.6 HDi 115	84	01/12→	←	→Orga 12998		11.0101-5704.2 260095	ATE
1.6 THP 150	110	07/10→	→	+ eFSB		11.0101-5407.2 260011	ATE
1.6 THP 155	115	04/09→	→	+ eFSB		11.0101-5407.2 260011	ATE
1.6 VTi 120	88	07/10→					
1.8 16V	92	02/08→					
2.0 16V	103	02/08→					
2.0 16V BioFlex	103	02/08→					
2.0 HDi	100	02/08→					
2.0 HDi 140	103	11/08→					
2.0 HDi 165	120	04/09→					
























	kw			 	! #		
<b>CITROËN - C5 III (RD_) 02/08→</b>							
<b>Führungshülzensatz, Bremssattel</b>							
2.0 HDi 150 / BlueHDi 150	110	04/09→	←	05/15→		11.0101-5704.2 260095	ATE
			→	05/15→; + eFSB		11.0101-5407.2 260011	ATE
2.0 HDi 180	133	03/15→	←			11.0101-5407.2 260011	ATE
			→	+ eFSB		11.0101-5407.2 260011	ATE
2.2 HDi 2.2 HDi 2.7 HDi 3.0 V6	120	04/09→12/11	→	+ eFSB		11.0101-5407.2 260011	ATE
	125	02/08→					
	150	02/08→					
	155	02/08→					
2.2 HDi 200 3.0 HDi 240	150	07/10→	←	→Orga 12774		11.0101-5407.2 260011	ATE
	177	04/09→10/14	→	+ eFSB		11.0101-5407.2 260011	ATE
<b>Führungsbolzen, Bremssattel</b>							
1.6 HDi 110	80	02/08→	←	→Orga 12998	2	11.8171-0008.1 990049	ATE
1.6 HDi 110	82	07/10→					
1.6 HDi 115	84	01/12→	←	Orga 12999→	2	11.8171-0008.1 990049	ATE
1.6 THP 150	110	07/10→	→	+ eFSB	2	11.8171-0008.1 990049	ATE
1.6 THP 155	115	04/09→					
1.6 VTi 120	88	07/10→					
1.8 16V	92	02/08→					
2.0 16V	103	02/08→					
2.0 16V BioFlex	103	02/08→					
2.0 HDi	100	02/08→					
2.0 HDi 140	103	11/08→					
2.0 HDi 165	120	04/09→					
2.0 HDi 150 / BlueHDi 150	110	04/09→	←	05/15→	2	11.8171-0008.1 990049	ATE
			→	05/15→; + eFSB	2	11.8171-0008.1 990049	ATE
2.0 HDi 180	133	03/15→			2	11.8171-0008.1 990049	ATE
			→	+ eFSB	2	11.8171-0008.1 990049	ATE
2.2 HDi 2.2 HDi 2.7 HDi 3.0 V6	120	04/09→12/11	→	+ eFSB	2	11.8171-0008.1 990049	ATE
	125	02/08→					
	150	02/08→					
	155	02/08→					
2.2 HDi 200 3.0 HDi 240	150	07/10→		→Orga 12774	2	11.8171-0008.1 990049	ATE
	177	04/09→10/14	→	+ eFSB	2	11.8171-0008.1 990049	ATE
<b>Dichtungssatz, Bremssattel</b>							
1.6 HDi 110	80	02/08→	←	→Orga 12998		11.0441-6008.2 250038	ATE für Kolben-Ø [mm]: 60
1.6 HDi 110	82	07/10→					
1.6 HDi 115	84	01/12→	←	Orga 12999→		11.0441-6008.2 250038	ATE für Kolben-Ø [mm]: 60
1.6 THP 150	110	07/10→					
1.6 THP 155	115	04/09→					
1.6 VTi 120	88	07/10→					
1.8 16V	92	02/08→					
2.0 16V	103	02/08→					
2.0 16V BioFlex	103	02/08→					
2.0 HDi	100	02/08→					
2.0 HDi 140	103	11/08→					
2.0 HDi 165	120	04/09→					
2.0 HDi 150 / BlueHDi 150	110	04/09→	←	05/15→		11.0441-6008.2 250038	ATE für Kolben-Ø [mm]: 60
2.0 HDi 180	133	03/15→	←			11.0441-6008.2 250038	ATE für Kolben-Ø [mm]: 60
2.2 HDi 200 3.0 HDi 240	150	07/10→	←	→Orga 12774		11.0441-6008.2 250038	ATE für Kolben-Ø [mm]: 60
	177	04/09→10/14					
<b>Zubehörsatz, Bremssattel</b>							
1.6 HDi 110	80	02/08→	→	- eFSB		24.0101-3803.2 260101	TRW
1.6 HDi 110	82	07/10→					
1.6 HDi 115	84	01/12→					
1.6 THP 150	110	07/10→					
1.6 THP 155	115	04/09→					
1.6 VTi 120	88	07/10→					
1.8 16V	92	02/08→					
2.0 16V	103	02/08→					
2.0 16V BioFlex	103	02/08→					
2.0 HDi	100	02/08→					
2.0 HDi 140	103	11/08→					
2.0 HDi 165	120	04/09→					
2.0 HDi 180	133	03/15→					
2.2 HDi 200	150	07/10→					
3.0 HDi 240	177	04/09→10/14					
2.0 HDi 150 / BlueHDi 150	110	04/09→	→	05/15→; - eFSB		24.0101-3803.2 260101	TRW
2.2 HDi 2.2 HDi	120	04/09→12/11	→			24.0101-3802.2 260100	TRW
	125	02/08→					
2.7 HDi	150	02/08→	→	- eFSB		24.0101-3803.2 260101	TRW
↓							


















	kw			 	! #		
<b>CITROËN - C5 III (RD_) 02/08→</b>							
<b>Zubehörsatz, Bremssattel</b>							
3.0 V6	155	02/08→	➡			24.0101-3802.2 260100	TRW
			➡	- eFSB		24.0101-3803.2 260101	TRW
<b> Bremsschlauch</b>							
1.6 HDi 110	80	02/08→	←	☐; →Orga 12998		24.5161-0313.3 331219	L= 310 L2= 275 mit Rohrleitung
1.6 HDi 110	82	07/10→	←	☐; →Orga 12998		24.5161-0314.3 331220	L= 310 L2= 275 mit Rohrleitung
1.6 HDi 115	84	01/12→	←	☐; →Orga 12998		24.5161-0314.3 331220	L= 310 L2= 275 mit Rohrleitung
1.6 THP 150	110	07/10→	←	☐; Orga 12999→		24.5161-0775.3 331412	L= 775 L1= 310 L2= 220
1.6 THP 155	115	04/09→	←	☐; Orga 12999→		24.5161-0776.3 331413	L= 775 L1= 310 L2= 220
1.6 VTi 120	88	07/10→	←	☐; Orga 12999→		24.5161-0776.3 331413	L= 775 L1= 310 L2= 220
1.8 16V	92	02/08→	➡	☐; →Orga 11682		24.5151-0583.3 331019	L= 583,5
2.0 16V	103	02/08→	➡	☐; →Orga 11682		24.5151-0584.3 331020	L= 583,5
2.0 16V BioFlex	103	02/08→	➡	☐; →Orga 11682		24.5151-0584.3 331020	L= 583,5
2.0 HDi	100	02/08→	➡	☐; Orga 11683→		24.5151-0638.3 331141	L= 638
2.0 HDi 140	103	11/08→	➡	☐; Orga 11683→		24.5151-0638.3 331141	L= 638
2.0 HDi 165	120	04/09→	➡	☐; Orga 11683→		24.5151-0639.3 331142	L= 638
2.2 HDi	120	04/09→12/11					
2.2 HDi	125	02/08→					
2.7 HDi	150	02/08→					
3.0 HDi 240	177	04/09→10/14					
3.0 V6	155	02/08→					
2.0 HDi 150 / BlueHDi 150	110	04/09→	←	☐; 05/15→		24.5161-0775.3 331412	L= 775 L1= 310 L2= 220
			←	☐; 05/15→		24.5161-0776.3 331413	L= 775 L1= 310 L2= 220
			➡	☐; 05/15→		24.5151-0638.3 331141	L= 638
			➡	☐; 05/15→		24.5151-0639.3 331142	L= 638
2.0 HDi 180	133	03/15→	←	☐		24.5161-0775.3 331412	L= 775 L1= 310 L2= 220
			←	☐		24.5161-0776.3 331413	L= 775 L1= 310 L2= 220
			➡	☐		24.5151-0638.3 331141	L= 638
			➡	☐		24.5151-0639.3 331142	L= 638
2.2 HDi 200	150	07/10→	←	☐; →Orga 12998		24.5161-0313.3 331219	L= 310 L2= 275 mit Rohrleitung
			←	☐; →Orga 12998		24.5161-0314.3 331220	L= 310 L2= 275 mit Rohrleitung
			←	☐; Orga 12999→		24.5161-0775.3 331412	L= 775 L1= 310 L2= 220
			←	☐; Orga 12999→		24.5161-0776.3 331413	L= 775 L1= 310 L2= 220
			➡	☐; →Orga 11682		24.5151-0583.3 331019	L= 583,5
			➡	☐; →Orga 11682		24.5151-0584.3 331020	L= 583,5
			➡	☐; Orga 11682→		24.5151-0638.3 331141	L= 638
			➡	☐; Orga 11682→		24.5151-0639.3 331142	L= 638
<b>CITROËN - C5 III Break (RW_) 02/08→</b>							
<b> Bremssattel</b>							
1.6 HDi 110	80	02/08→	←	☐; →Orga 12998		24.3601-9731.5 241054	ATE - Halter
1.6 HDi 110	82	07/10→	←	☐; →Orga 12998		24.3601-9732.5 241055	ATE - Halter
1.6 HDi 115	84	01/12→	←	☐; →Orga 12998		24.3601-9732.5 241055	ATE - Halter
1.6 THP 150	110	04/09→	➡	☐; - eFSB		24.3387-1707.5 240928	TRW - Halter
1.6 THP 155	115	04/09→	➡	☐; - eFSB		24.3387-1708.5 240929	TRW - Halter
1.6 VTi 120	88	07/10→	➡	☐; - eFSB		24.3387-1708.5 240929	TRW - Halter
1.8 16V	92	02/08→	➡	☐; + eFSB		24.3387-7087.5 241013	ATE - Halter
2.0 16V	103	02/08→	➡	☐; + eFSB		24.3387-7088.5 241014	ATE - Halter
2.0 16V BioFlex	103	02/08→	➡	☐; + eFSB		24.3387-7088.5 241014	ATE - Halter
2.0 HDi	100	02/08→					
2.0 HDi 140	103	04/09→					
2.0 HDi 150 / BlueHDi 150	110	04/09→					
2.0 HDi 165	120	04/09→					
2.0 HDi 180	133	03/15→	←	☐		24.3601-9883.5 240964	ATE - Halter
2.2 HDi 200	150	07/10→	←	☐		24.3601-9884.5 240965	ATE - Halter
3.0 HDi 240	177	04/09→10/14	➡	☐; - eFSB		24.3387-1707.5 240928	TRW - Halter
			➡	☐; - eFSB		24.3387-1708.5 240929	TRW - Halter
			➡	☐; + eFSB		24.3387-7087.5 241013	ATE - Halter
			➡	☐; + eFSB		24.3387-7088.5 241014	ATE - Halter
2.2 HDi	125	02/08→	←	☐		24.3451-1719.5 240916	TRW - Halter
2.2 HDi 165	120	02/08→	←	☐		24.3451-1720.5 240917	TRW - Halter
2.7 HDi	150	02/08→	←	☐		24.3451-1720.5 240917	TRW - Halter
3.0 V6	155	02/08→	➡	☐; - eFSB		24.3387-1707.5 240928	TRW - Halter
			➡	☐; - eFSB		24.3387-1708.5 240929	TRW - Halter
			➡	☐; + eFSB		24.3387-7087.5 241013	ATE - Halter

	kw			 	! #		
<b>CITROËN - C5 III Break (RW_) 02/08→</b>							
 <b>Bremssattel</b>							
2.2 HDi 2.2 HDi 165 2.7 HDi 3.0 V6	125 120 150 155	02/08→ 02/08→ 02/08→ 02/08→	➔	☐; + eFSB		24.3387-7088.5 241014	ATE - Halter
<b>Feder, Bremssattel</b>							
1.6 HDi 110 1.6 HDi 110 1.6 HDi 115 1.6 THP 150 1.6 THP 155 1.6 VTI 120 1.8 16V 2.0 16V 2.0 16V BioFlex 2.0 HDi 2.0 HDi 140 2.0 HDi 150 / BlueHDi 150 2.0 HDi 165 2.0 HDi 180 2.2 HDi 2.2 HDi 165 2.2 HDi 200 2.7 HDi 3.0 HDi 240 3.0 V6	80 82 84 110 115 88 92 103 103 100 103 110 120 133 125 120 150 150 177 155	02/08→ 07/10→ 01/12→ 04/09→ 04/09→ 07/10→ 02/08→ 02/08→ 02/08→ 02/08→ 04/09→ 04/09→ 04/09→ 03/15→ 02/08→ 02/08→ 07/10→ 02/08→ 04/09→ 10/14 02/08→	← ← ➔	→Orga 12998 Orga 12999→ + eFSB           + eFSB	2   2	11.8116-0356.1 390586 11.8116-0356.1 390586 11.8116-0340.1 390595           11.8116-0340.1 390595	ATE ATE ATE           ATE
<b>Führungshülzensatz, Bremssattel</b>							
1.6 HDi 110 1.6 HDi 110 1.6 HDi 115 1.6 THP 150 1.6 THP 155 1.6 VTI 120 1.8 16V 2.0 16V 2.0 16V BioFlex 2.0 HDi 2.0 HDi 140 2.0 HDi 150 / BlueHDi 150 2.0 HDi 165 2.0 HDi 180 2.2 HDi 200 3.0 HDi 240 2.2 HDi 2.2 HDi 165 2.7 HDi 3.0 V6	80 82 84 110 115 88 92 103 103 100 103 110 150 120 133 150 177 125 120 150 155	02/08→ 07/10→ 01/12→ 04/09→ 04/09→ 07/10→ 02/08→ 02/08→ 02/08→ 02/08→ 04/09→ 04/09→ 04/09→ 04/09→ 03/15→ 07/10→ 04/09→10/14 02/08→ 02/08→ 02/08→ 02/08→	← ← ➔	→Orga 12998 Orga 12999→ + eFSB           + eFSB + eFSB + eFSB	   2   2        2 2 2	11.0101-5407.2 260011 11.0101-5704.2 260095 11.0101-5407.2 260011           11.0101-5407.2 260011 11.0101-5407.2 260011 11.0101-5407.2 260011	ATE ATE ATE           ATE ATE ATE
<b>Führungsbolzen, Bremssattel</b>							
1.6 HDi 110 1.6 HDi 110 1.6 HDi 115 1.6 THP 150 1.6 THP 155 1.6 VTI 120 1.8 16V 2.0 16V 2.0 16V BioFlex 2.0 HDi 2.0 HDi 140 2.0 HDi 150 / BlueHDi 150 2.0 HDi 165 2.0 HDi 180 2.2 HDi 200 3.0 HDi 240 2.2 HDi 2.2 HDi 165 2.7 HDi 3.0 V6	80 82 84 110 115 88 92 103 103 100 103 110 150 120 133 150 177 125 120 150 155	02/08→ 07/10→ 01/12→ 04/09→ 04/09→ 07/10→ 02/08→ 02/08→ 02/08→ 02/08→ 04/09→ 04/09→ 04/09→ 04/09→ 03/15→ 07/10→ 04/09→10/14 02/08→ 02/08→ 02/08→ 02/08→	← ← ➔	Orga 12999→ →Orga 12998 + eFSB           + eFSB + eFSB + eFSB	2   2        2 2 2	11.8171-0008.1 990049 11.8171-0008.1 990049 11.8171-0008.1 990049           11.8171-0008.1 990049 11.8171-0008.1 990049 11.8171-0008.1 990049	ATE ATE ATE           ATE ATE ATE
<b>Dichtungssatz, Bremssattel</b>							
1.6 HDi 110 1.6 HDi 110 1.6 HDi 115 1.6 THP 150 1.6 THP 155 1.6 VTI 120 ↓	80 82 84 110 115 88	02/08→ 07/10→ 01/12→ 04/09→ 04/09→ 07/10→	← ←	→Orga 12998 Orga 12999→		11.0441-6008.2 250038 11.0441-6008.2 250038	ATE für Kolben-Ø [mm]: 60 ATE für Kolben-Ø [mm]: 60













	kW			 	! #		
<b>CITROËN - C5 III Break (RW_) 02/08→</b>							
<b>Dichtungssatz, Bremssattel</b>							
1.8 16V	92	02/08→	←	→Orga 12998		11.0441-6008.2 250038	ATE für Kolben-Ø [mm]: 60
2.0 16V	103	02/08→	←	Orga 12999→		11.0441-6008.2 250038	ATE für Kolben-Ø [mm]: 60
2.0 16V BioFlex	103	02/08→					
2.0 HDi	100	02/08→					
2.0 HDi 140	103	04/09→					
2.0 HDi 150 / BlueHDi 150	110	04/09→					
2.0 HDi 165	120	04/09→					
2.0 HDi 180	133	03/15→	←			11.0441-6008.2 250038	ATE für Kolben-Ø [mm]: 60
2.2 HDi 200	150	07/10→					
3.0 HDi 240	177	04/09→10/14					
<b>Zubehörsatz, Bremssattel</b>							
1.6 HDi 110	80	02/08→	→	- eFSB		24.0101-3803.2 260101	TRW
1.6 HDi 110	82	07/10→					
1.6 HDi 115	84	01/12→					
1.6 THP 150	110	04/09→					
1.6 THP 155	115	04/09→					
1.6 VTI 120	88	07/10→					
1.8 16V	92	02/08→					
2.0 16V	103	02/08→					
2.0 16V BioFlex	103	02/08→					
2.0 HDi	100	02/08→					
2.0 HDi 140	103	04/09→					
2.0 HDi 150 / BlueHDi 150	110	04/09→					
2.0 HDi 165	120	04/09→					
2.0 HDi 180	133	03/15→					
2.2 HDi	125	02/08→					
2.2 HDi 165	120	02/08→					
2.2 HDi 200	150	07/10→					
2.7 HDi	150	02/08→					
3.0 HDi 240	177	04/09→10/14					
3.0 V6	155	02/08→					
<b>Bremsschlauch</b>							
1.6 HDi 110	80	02/08→	←	☐; →Orga 12998		24.5161-0313.3 331219	L= 310 L2= 275 mit Rohrleitung
1.6 HDi 110	82	07/10→	←	☐; →Orga 12998		24.5161-0314.3 331220	L= 310 L2= 275 mit Rohrleitung
1.6 HDi 115	84	01/12→	←	☐; →Orga 12999→		24.5161-0775.3 331412	L= 775 L1= 310 L2= 220
1.6 THP 150	110	04/09→	←	☐; Orga 12999→		24.5161-0776.3 331413	L= 775 L1= 310 L2= 220
1.6 THP 155	115	04/09→	←	☐; Orga 12999→		24.5161-0776.3 331413	L= 775 L1= 310 L2= 220
1.6 VTI 120	88	07/10→	←	☐; Orga 12999→		24.5161-0776.3 331413	L= 775 L1= 310 L2= 220
1.8 16V	92	02/08→	→	☐; →Orga 11682		24.5151-0583.3 331019	L= 583,5
2.0 16V	103	02/08→	→	☐; →Orga 11682		24.5151-0584.3 331020	L= 583,5
2.0 16V BioFlex	103	02/08→	→	☐; →Orga 11682		24.5151-0584.3 331020	L= 583,5
2.0 HDi	100	02/08→	→	☐; Orga 11683→		24.5151-0638.3 331141	L= 638
2.0 HDi 140	103	04/09→	→	☐; Orga 11683→		24.5151-0638.3 331141	L= 638
2.0 HDi 150 / BlueHDi 150	110	04/09→	→	☐; Orga 11683→		24.5151-0639.3 331142	L= 638
2.0 HDi 165	120	04/09→					
2.2 HDi	125	02/08→					
2.2 HDi 165	120	02/08→					
2.2 HDi 200	150	07/10→					
2.7 HDi	150	02/08→					
3.0 HDi 240	177	04/09→10/14					
3.0 V6	155	02/08→					
2.0 HDi 180	133	03/15→	←	☐		24.5161-0775.3 331412	L= 775 L1= 310 L2= 220
			←	☐		24.5161-0776.3 331413	L= 775 L1= 310 L2= 220
			→	☐		24.5151-0638.3 331141	L= 638
			→	☐		24.5151-0639.3 331142	L= 638
<b>CITROËN - C5 AIRCROSS 11/18→</b>							
<b>Führungshülzensatz, Bremssattel</b>							
1.2 PureTech 130	96	11/18→	←			11.0101-5407.2 260011	ATE
1.5 BlueHDi 130	96	11/18→					
1.6 Hybrid	133	04/20→					
1.6 Hybrid	165	04/20→					
1.6 PureTech 180	133	11/18→					
1.6 THP 150	110	09/19→					
1.6 THP 165	121	05/19→					
2.0 BlueHDi 180	130	11/18→					
<b>Führungsbolzen, Bremssattel</b>							
1.2 PureTech 130	96	11/18→	←		2	11.8171-0008.1 990049	ATE
1.5 BlueHDi 130	96	11/18→					
1.6 Hybrid	133	04/20→					
1.6 Hybrid	165	04/20→					
1.6 PureTech 180	133	11/18→					
1.6 THP 150	110	09/19→					
↓							











	kw			 	! #		
<b>CITROËN - C5 AIRCROSS 11/18→</b>							
<b>Führungsbolzen, Bremsattel</b>							
1.6 THP 165	121	05/19→	←		2	11.8171-0008.1	990049 ATE
2.0 BlueHDi 180	130	11/18→					
<b>Dichtungssatz, Bremsattel</b>							
1.2 PureTech 130	96	11/18→	←			11.0441-6008.2	250038 ATE für Kolben-Ø [mm]: 60
1.5 BlueHDi 130	96	11/18→					
1.6 Hybrid	133	04/20→					
1.6 Hybrid	165	04/20→					
1.6 PureTech 180	133	11/18→					
1.6 THP 150	110	09/19→					
1.6 THP 165	121	05/19→					
2.0 BlueHDi 180	130	11/18→					
<b>CITROËN - C5 Kasten/Kombi (DE_, RE_) 06/02→01/08</b>							
<b> Bremsattel</b>							
1.6 HDi	80	09/04→01/08	←	☐		24.3572-1707.5	240884 BOS - Halter
			←	☐		24.3572-1708.5	240885 BOS - Halter
2.0 HDi	100	09/04→01/08	←	☐		24.3572-1709.5	240583 BDX - Halter
			←	☐		24.3572-1710.5	240584 BDX - Halter
<b> Bremschlauch</b>							
1.6 HDi	80	09/04→01/08	←		2	24.5111-0550.3	330665 L= 550
2.0 HDi	100	09/04→01/08					
<b>CITROËN - C6 (TD_) 09/05→12/12</b>							
<b> Bremsattel</b>							
2.2 HDi	120	06/06→12/10	←	☐		24.3451-1719.5	240916 TRW - Halter
2.2 HDi	125	06/06→12/12	←	☐		24.3451-1720.5	240917 TRW - Halter
2.7 HDi	150	09/05→12/11	←	☐			
3.0 V6	155	09/05→12/12	→	☐		24.3384-1769.5	241151 TRW - Halter
			→	☐		24.3384-1770.7	220792 TRW - Halter
3.0 HDi	177	04/09→12/12	←	☐; 07/09→		24.3601-9883.5	240964 ATE - Halter
			←	☐; 07/09→		24.3601-9884.5	240965 ATE - Halter
			→	☐; 07/09→		24.3384-1769.5	241151 TRW - Halter
			→	☐; 07/09→		24.3384-1770.7	220792 TRW - Halter
<b>Führungshülzensatz, Bremsattel</b>							
3.0 HDi	177	04/09→12/12	←	07/09→		11.0101-5407.2	260011 ATE
<b>Führungsbolzen, Bremsattel</b>							
3.0 HDi	177	04/09→12/12		07/09→	2	11.8171-0008.1	990049 ATE
<b>Dichtungssatz, Bremsattel</b>							
3.0 HDi	177	04/09→12/12	←	07/09→		11.0441-6008.2	250038 ATE für Kolben-Ø [mm]: 60
<b>Zubehörsatz, Bremsattel</b>							
2.2 HDi	120	06/06→12/10	→			24.0101-3802.2	260100 TRW
2.2 HDi	125	06/06→12/12					
2.7 HDi	150	09/05→12/11					
3.0 V6	155	09/05→12/12					
3.0 HDi	177	04/09→12/12	→	07/09→		24.0101-3802.2	260100 TRW
<b> Bremschlauch</b>							
2.2 HDi	120	06/06→12/10	←	☐; Orga 11126→		24.5161-0313.3	331219 L= 310 L2= 275 mit Rohrleitung
2.2 HDi	125	06/06→12/12	←	☐; Orga 11126→		24.5161-0314.3	331220 L= 310 L2= 275 mit Rohrleitung
2.7 HDi	150	09/05→12/11	←	☐; →Orga 11125		24.5161-0315.3	331186 L= 310 L2= 275 mit Rohrleitung
3.0 V6	155	09/05→12/12	←	☐; →Orga 11125		24.5161-0316.3	331187 L= 310 L2= 275 mit Rohrleitung
			→	☐; →Orga 11682		24.5151-0583.3	331019 L= 583,5
			→	☐; →Orga 11682		24.5151-0584.3	331020 L= 583,5
			→	☐; Orga 11683→		24.5151-0638.3	331141 L= 638
			→	☐; Orga 11683→		24.5151-0639.3	331142 L= 638
3.0 HDi	177	04/09→12/12	←	☐; 07/09→		24.5161-0775.3	331412 L= 775 L1= 310 L2= 220
			←	☐; 07/09→		24.5161-0776.3	331413 L= 775 L1= 310 L2= 220
			→	☐; 07/09→; →Orga 11682		24.5151-0583.3	331019 L= 583,5








	kw			 	! #		
<b>CITROËN - C6 (TD_) 09/05→12/12</b>							
 <b>Bremsschlauch</b>							
3.0 HDi	177	04/09→12/12	➡	☐; 07/09→; →Orga 11682		24.5151-0584.3 331020	L= 583,5
			➡	☐; Orga 11683→		24.5151-0638.3 331141	L= 638
			➡	☐; Orga 11683→		24.5151-0639.3 331142	L= 638
<b>CITROËN - C8 (EA_, EB_) 06/02→</b>							
 <b>Bremssattel</b>							
2.0	100	07/02→	←	☐		24.3601-1711.5 240938	TRW - Halter
			←	☐		24.3601-1712.5 240939	TRW - Halter
			➡	☐		24.3384-1761.5 240850	TRW - Halter
			➡	☐		24.3384-1762.5 240851	TRW - Halter
2.0 16V	103	09/05→	←	☐; → 07/14		24.3601-1711.5 240938	TRW - Halter
2.0 HDi	79	07/02→	←	☐; → 07/14		24.3601-1712.5 240939	TRW - Halter
2.0 HDi	80	07/02→	←	☐; → 07/14		24.3601-1712.5 240939	TRW - Halter
2.0 HDi 135	100	03/06→	➡	☐; → 07/14		24.3384-1761.5 240850	TRW - Halter
2.2	116	07/02→	➡	☐; → 07/14		24.3384-1762.5 240851	TRW - Halter
2.2 HDi	94	07/02→	➡	☐; → 07/14		24.3384-1762.5 240851	TRW - Halter
2.0 HDi	88	07/06→	←	☐; 02/07→ 07/14		24.3601-1711.5 240938	TRW - Halter
			←	☐; 02/07→ 07/14		24.3601-1712.5 240939	TRW - Halter
			➡	☐; 02/07→ 07/14		24.3384-1761.5 240850	TRW - Halter
			➡	☐; 02/07→ 07/14		24.3384-1762.5 240851	TRW - Halter
2.0 HDi 165	120	03/06→	←	☐; → 07/14		24.3451-1855.5 240659	TRW - Halter
2.2 HDi	120	06/07→	←	☐; → 07/14		24.3451-1856.5 240660	TRW - Halter
2.2 HDi	125	06/06→	←	☐; → 07/14		24.3451-1856.5 240660	TRW - Halter
			➡	☐; → 07/14		24.3384-1761.5 240850	TRW - Halter
			➡	☐; → 07/14		24.3384-1762.5 240851	TRW - Halter
3.0 V6	150	07/02→	➡	☐; → 07/14		24.3384-1761.5 240850	TRW - Halter
			➡	☐; → 07/14		24.3384-1762.5 240851	TRW - Halter
<b>Bremsschlauch</b>							
2.0	100	07/02→	←		2	24.5111-0462.3 330555	L= 460
			➡		2	24.5229-0251.3 330535	L= 250
2.0 16V	103	09/05→	←	→ 07/14	2	24.5111-0462.3 330555	L= 460
2.0 HDi	79	07/02→	➡	→ 07/14	2	24.5229-0251.3 330535	L= 250
2.0 HDi	80	07/02→	➡	→ 07/14	2	24.5229-0251.3 330535	L= 250
2.0 HDi 135	100	03/06→					
2.2	116	07/02→					
2.2 HDi	94	07/02→					
2.0 HDi	88	07/06→	←	02/07→ 07/14	2	24.5111-0462.3 330555	L= 460
			➡	02/07→ 07/14	2	24.5229-0251.3 330535	L= 250
2.0 HDi 165	120	03/06→	←	→ 07/14	2	24.5144-0500.3 331169	L= 500
2.2 HDi	120	06/07→	←	→ 07/14	2	24.5144-0500.3 331169	L= 500
2.2 HDi	125	06/06→	➡	→ 07/14	2	24.5229-0251.3 330535	L= 250
3.0 V6	150	07/02→	➡	→ 07/14	2	24.5229-0251.3 330535	L= 250
<b>CITROËN - C8 Van (EA_, EB_) 06/02→</b>							
 <b>Bremssattel</b>							
2.0 (EBRFJC)	103	06/04→12/11	←	☐		24.3601-1711.5 240938	TRW - Halter
2.0 (EBRFNC, EBRFNE)	100	11/03→11/04	←	☐		24.3601-1712.5 240939	TRW - Halter
2.2 (EB3FZC)	116	11/03→08/07	➡	☐		24.3384-1761.5 240850	TRW - Halter
HDi (EB4HWP)	94	11/03→07/06	➡	☐		24.3384-1762.5 240851	TRW - Halter
HDi 110 (EBRHTB)	81	11/03→12/09	➡	☐		24.3384-1762.5 240851	TRW - Halter
3.0 (EBXFWF, EAXFWF)	150	11/03→10/07	➡	☐		24.3384-1761.5 240850	TRW - Halter
			➡	☐		24.3384-1762.5 240851	TRW - Halter
<b>Bremsschlauch</b>							
2.0 (EBRFJC)	103	06/04→12/11	←		2	24.5111-0462.3 330555	L= 460
2.0 (EBRFNC, EBRFNE)	100	11/03→11/04	➡		2	24.5229-0251.3 330535	L= 250
2.2 (EB3FZC)	116	11/03→08/07	➡		2	24.5229-0251.3 330535	L= 250
HDi (EB4HWP)	94	11/03→07/06					
HDi 110 (EBRHTB)	81	11/03→12/09					
3.0 (EBXFWF, EAXFWF)	150	11/03→10/07	➡		2	24.5229-0251.3 330535	L= 250










	kW					! #			
<b>CITROËN - C15 Kasten/Großraumlimousine (VD_) 10/84→10/06</b>									
 <b>Bremssattel</b>									
1.1	35	10/84→12/96	←	☐; Orga 04196→			24.3481-1610.5	240845	TRW + Halter
1.1 i	44	07/88→12/96							
1.4	49	07/87→12/96							
1.4 E	44	05/87→12/96							
1.4 i	55	05/91→12/96							
1.8 D	44	07/86→12/00	←	☐			24.3481-1610.5	240845	TRW + Halter
 <b>Bremsschlauch</b>									
1.1	35	10/84→12/96	←	Orga 04196→	2		24.5112-0325.3	330415	L= 355
1.1 i	44	07/88→12/96							
1.4	49	07/87→12/96	→		2		24.5228-0185.3	330107	L= 185
1.4 E	44	05/87→12/96							
1.4 i	55	05/91→12/96							
1.8 D	44	07/86→12/00	←		2		24.5112-0325.3	330415	L= 355
			→		2		24.5228-0185.3	330107	L= 185
<b>CITROËN - C15 Kombi 04/87→08/00</b>									
 <b>Bremssattel</b>									
1.1	44	08/88→07/96	←	☐			24.3481-1610.5	240845	TRW + Halter
1.4	55	05/91→07/96							
1.8 D	44	04/87→08/00							
 <b>Bremsschlauch</b>									
1.1	44	08/88→07/96	←		2		24.5112-0325.3	330415	L= 355
1.8 D	44	04/87→08/00	→		2		24.5228-0185.3	330107	L= 185
1.4	55	05/91→07/96	←	Orga 04196→	2		24.5112-0325.3	330415	L= 355
			→		2		24.5228-0185.3	330107	L= 185
<b>CITROËN - C-CROSSER (VU_, VV_) 02/07→</b>									
 <b>Bremssattel</b>									
2.2 HDi	115	02/07→	←	☐; → 01/13			24.3431-1701.5	240437	- Halter
2.4 16V	125	08/08→	←	☐; → 01/13			24.3431-1702.5	240438	- Halter
			→	☐; → 01/13			24.3381-1711.5	241253	- Halter GG
			→	☐; → 01/13			24.3381-1712.5	241254	- Halter GG
 <b>Bremsschlauch</b>									
2.2 HDi	115	02/07→	←	☐; → 01/13			24.5286-0600.3	331173	L= 600
2.4 16V	125	08/08→	←	☐; → 01/13			24.5286-0601.3	331174	L= 600
<b>CITROËN - C-CROSSER ENTERPRISE (VU_, VV_) 01/09→</b>									
 <b>Bremssattel</b>									
2.2 HDi	115	01/09→	←	☐; → 01/13			24.3431-1701.5	240437	- Halter
2.4 16V	125	01/09→	←	☐; → 01/13			24.3431-1702.5	240438	- Halter
			→	☐; → 01/13			24.3381-1711.5	241253	- Halter GG
			→	☐; → 01/13			24.3381-1712.5	241254	- Halter GG
 <b>Bremsschlauch</b>									
2.2 HDi	115	01/09→	←	☐; → 01/13			24.5286-0600.3	331173	L= 600
2.4 16V	125	01/09→	←	☐; → 01/13			24.5286-0601.3	331174	L= 600
<b>CITROËN - C-CROSSER Van (VU_) 02/07→12/12</b>									
 <b>Bremssattel</b>									
2.2 HDi (VU4HNNH)	115	06/07→12/12	←	☐			24.3431-1701.5	240437	- Halter
			←	☐			24.3431-1702.5	240438	- Halter
			→	☐			24.3381-1711.5	241253	- Halter GG
			→	☐			24.3381-1712.5	241254	- Halter GG
 <b>Bremsschlauch</b>									
2.2 HDi (VU4HNNH)	115	06/07→12/12	←	☐			24.5286-0600.3	331173	L= 600
			←	☐			24.5286-0601.3	331174	L= 600




























	kw			 	! #		
<b>CITROËN - C-ELYSEE (DD_) 11/12→</b>							
 <b>Bremssattel</b>							
1.2 PureTech 82 (DDHMRP)	61	02/18→	←	☐; V		24.3541-1771.5 240239	BOS - Halter
1.2 VTi 72	53	11/12→	←	☐; V		24.3541-1772.5 240240	BOS - Halter
1.2 VTi 82	60	12/14→					
1.5 BlueHDi 100	75	05/18→					
1.6 BlueHDi 100	73	11/14→					
1.6 HDi 92	68	11/12→					
1.6 VTi 115	85	11/12→					
 <b>Bremsschlauch</b>							
1.2 PureTech 82 (DDHMRP)	61	02/18→	→		2	24.5239-0190.3 330966	L= 190
1.2 VTi 72	53	11/12→					
1.2 VTi 82	60	12/14→					
1.5 BlueHDi 100	75	05/18→					
1.6 BlueHDi 100	73	11/14→					
1.6 HDi 92	68	11/12→					
1.6 VTi 115	85	11/12→					
<b>CITROËN - DS3 11/09→12/16</b>							
 <b>Bremssattel</b>							
1.2 THP 110	81	10/14→03/15	←	☐; für Bremsscheibendurchmesser [mm]: 266		24.3541-1771.5 240239	BOS - Halter
1.6 BlueHDi 100	73	07/14→07/15					
1.6 BlueHDi 75	55	03/15→07/15					
1.6 HDi 115	84	08/12→07/15	←	☐; für Bremsscheibendurchmesser [mm]: 266		24.3541-1772.5 240240	BOS - Halter
1.6 HDi 90	68	11/09→07/15					
1.6 THP 165	121	10/14→06/15	→	☐		24.3387-1733.5 240655	TRW - Halter
			→	☐		24.3387-1734.5 240656	TRW - Halter
1.2 VTi 82	60	01/13→03/15	←	☐		24.3541-1771.5 240239	BOS - Halter
1.4 HDi 70	50	04/10→07/15	←	☐		24.3541-1772.5 240240	BOS - Halter
1.4 VTi 95	70	04/10→07/15					
1.4 VTi 95 LPG	70	08/12→07/15					
1.4 VTi 98	72	11/09→07/15	←	☐; 04/10→		24.3541-1771.5 240239	BOS - Halter
			←	☐; 04/10→		24.3541-1772.5 240240	BOS - Halter
1.6 BlueHDi 120	88	10/13→07/15	→	☐		24.3387-1733.5 240655	TRW - Halter
1.6 HDi 110	82	11/09→07/15	→	☐		24.3387-1734.5 240656	TRW - Halter
1.6 HDi 115	85	10/13→07/15					
1.6 Racing	149	02/11→07/15					
1.6 Racing	152	02/11→07/15					
1.6 THP 155	115	04/10→07/15					
1.6 VTi 120	88	04/10→07/15					
1.6 THP 150	110	01/10→07/15	→	☐; 04/10→		24.3387-1733.5 240655	TRW - Halter
			→	☐; 04/10→		24.3387-1734.5 240656	TRW - Halter
 <b>Bremsschlauch</b>							
1.2 THP 110	81	10/14→03/15	←		2	24.5111-0496.3 331371	L= 495
1.2 VTi 82	60	01/13→03/15	→				
1.4 HDi 70	50	04/10→07/15	→		2	24.5239-0165.3 330606	L= 165
1.4 VTi 95	70	04/10→07/15					
1.4 VTi 95 LPG	70	08/12→07/15					
1.6 BlueHDi 100	73	07/14→07/15					
1.6 BlueHDi 120	88	10/13→07/15					
1.6 BlueHDi 75	55	03/15→07/15					
1.6 HDi 110	82	11/09→07/15					
1.6 HDi 115	84	08/12→07/15					
1.6 HDi 115	85	10/13→07/15					
1.6 HDi 90	68	11/09→07/15					
1.6 THP 155	115	04/10→07/15					
1.6 THP 165	121	10/14→06/15					
1.6 VTi 120	88	04/10→07/15					
1.4 VTi 98	72	11/09→07/15	←	04/10→	2	24.5111-0496.3 331371	L= 495
1.6 THP 150	110	01/10→07/15	→	04/10→	2	24.5239-0165.3 330606	L= 165
1.6 Racing	149	02/11→07/15	→		2	24.5239-0165.3 330606	L= 165
1.6 Racing	152	02/11→07/15					
<b>CITROËN - DS3 Cabriolet 01/13→07/15</b>							
 <b>Bremssattel</b>							
1.2 THP 110	81	10/14→07/15	←	☐; für Bremsscheibendurchmesser [mm]: 266		24.3541-1771.5 240239	BOS - Halter
1.6 BlueHDi 100	73	07/14→07/15					
1.6 BlueHDi 115	85	10/13→07/15	←	☐; für Bremsscheibendurchmesser [mm]: 266		24.3541-1772.5 240240	BOS - Halter
1.6 THP 165	121	10/14→07/15					
↓							

	kw			 	! #		
<b>CITROËN - DS3 Cabriolet 01/13→07/15</b>							
 <b>Bremssattel</b>							
1.2 THP 110	81	10/14→07/15	➡	☐		24.3387-1733.5 240655	TRW - Halter
1.6 BlueHDi 100	73	07/14→07/15	➡	☐		24.3387-1734.5 240656	TRW - Halter
1.6 BlueHDi 115	85	10/13→07/15	➡	☐			
1.6 THP 165	121	10/14→07/15	➡	☐			
1.2 VTi 82	60	01/13→07/15	⬅	☐; 03/13→		24.3541-1771.5 240239	BOS - Halter
			⬅	☐; 03/13→		24.3541-1772.5 240240	BOS - Halter
1.6 BlueHDi 120	88	07/14→07/15	➡	☐		24.3387-1733.5 240655	TRW - Halter
1.6 Racing	149	03/14→07/15	➡	☐		24.3387-1734.5 240656	TRW - Halter
1.6 Racing	152	03/14→07/15	➡	☐			
1.6 HDi 90	68	01/13→07/15	⬅	☐; 03/13→; für Bremsscheibendurchmesser [mm]: 266		24.3541-1771.5 240239	BOS - Halter
			⬅	☐; 03/13→; für Bremsscheibendurchmesser [mm]: 266		24.3541-1772.5 240240	BOS - Halter
			➡	☐		24.3387-1733.5 240655	TRW - Halter
			➡	☐		24.3387-1734.5 240656	TRW - Halter
1.6 THP 150	110	01/13→07/15	➡	☐; 03/13→		24.3387-1733.5 240655	TRW - Halter
1.6 THP 155	115	01/13→07/15	➡	☐; 03/13→		24.3387-1734.5 240656	TRW - Halter
1.6 VTi 120	88	01/13→07/15	➡	☐; 03/13→			
 <b>Bremsschlauch</b>							
1.2 THP 110	81	10/14→07/15	⬅		2	24.5111-0496.3 331371	L= 495
1.6 BlueHDi 100	73	07/14→07/15	➡		2	24.5239-0165.3 330606	L= 165
1.6 BlueHDi 115	85	10/13→07/15	➡				
1.6 BlueHDi 120	88	07/14→07/15	➡				
1.6 THP 165	121	10/14→07/15	➡				
1.2 VTi 82	60	01/13→07/15	⬅	03/13→	2	24.5111-0496.3 331371	L= 495
1.6 HDi 90	68	01/13→07/15	➡	03/13→	2	24.5239-0165.3 330606	L= 165
1.6 THP 150	110	01/13→07/15	➡	03/13→			
1.6 THP 155	115	01/13→07/15	➡	03/13→			
1.6 VTi 120	88	01/13→07/15	➡	03/13→			
1.6 Racing	149	03/14→07/15	➡		2	24.5239-0165.3 330606	L= 165
1.6 Racing	152	03/14→07/15	➡				
<b>CITROËN - DS4 (NX_) 03/11→07/15</b>							
 <b>Bremssattel</b>							
1.2 THP 130	96	07/14→07/15	⬅	☐		24.3601-9717.5 241050	ATE - Halter
1.6 BlueHDi 120	88	07/14→07/15	⬅	☐		24.3601-9718.5 241051	ATE - Halter
2.0 BlueHDi 150	110	07/14→07/15	⬅	☐			
1.6 BlueHDi 115	85	07/14→07/15	⬅	☐; 08/14→		24.3601-9717.5 241050	ATE - Halter
			⬅	☐; 08/14→		24.3601-9718.5 241051	ATE - Halter
1.6 HDi 110	82	04/11→07/15	⬅	☐		24.3601-9717.5 241050	ATE - Halter
1.6 HDi 115	84	08/12→07/15	⬅	☐		24.3601-9718.5 241051	ATE - Halter
1.6 HDi 90	68	05/11→07/15	⬅	☐			
1.6 THP 155	115	04/11→07/15	➡	☐; - eFSB		24.3387-1731.5 240880	TRW - Halter
1.6 THP 160	120	04/12→07/15	➡	☐; - eFSB		24.3387-1732.5 240881	TRW - Halter
1.6 VTi 120	88	04/11→07/15	➡	☐; - eFSB			
1.6 THP 165	121	01/12→07/15	⬅	☐; 04/12→		24.3601-9717.5 241050	ATE - Halter
			⬅	☐; 04/12→		24.3601-9718.5 241051	ATE - Halter
			➡	☐; - eFSB		24.3387-1731.5 240880	TRW - Halter
			➡	☐; - eFSB		24.3387-1732.5 240881	TRW - Halter
1.6 THP 200	147	04/11→07/15	⬅	☐		24.3601-9883.5 240964	ATE - Halter
			⬅	☐		24.3601-9884.5 240965	ATE - Halter
			➡	☐; - eFSB		24.3387-1731.5 240880	TRW - Halter
			➡	☐; - eFSB		24.3387-1732.5 240881	TRW - Halter
2.0 BlueHDi 180	133	07/14→07/15	⬅	☐; nicht für Felgengröße [Zoll]: 19		24.3601-9717.5 241050	ATE - Halter
2.0 HDi / BlueHDi 135	100	09/11→07/15	⬅	☐; nicht für Felgengröße [Zoll]: 19		24.3601-9718.5 241051	ATE - Halter
2.0 HDi 165	120	04/11→07/15	⬅	☐; Felgengröße [Zoll]: 19		24.3601-9883.5 240964	ATE - Halter
			⬅	☐; Felgengröße [Zoll]: 19		24.3601-9884.5 240965	ATE - Halter
			➡	☐; - eFSB		24.3387-1731.5 240880	TRW - Halter
			➡	☐; - eFSB		24.3387-1732.5 240881	TRW - Halter
<b>Feder, Bremssattel</b>							
1.2 THP 130	96	07/14→07/15	⬅		2	11.8116-0356.1 390586	ATE
1.6 BlueHDi 120	88	07/14→07/15	⬅				
1.6 HDi 110	82	04/11→07/15	⬅				
1.6 HDi 115	84	08/12→07/15	⬅				








	kw			 	! #		
<b>CITROËN - DS4 (NX_) 03/11→07/15</b>							
<b>Feder, Bremsattel</b>							
1.6 HDi 90	68	05/11→07/15	←		2	11.8116-0356.1 390586	ATE
1.6 THP 155	115	04/11→07/15					
1.6 THP 160	120	04/12→07/15					
1.6 THP 165	121	01/12→07/15					
1.6 VTi 120	88	04/11→07/15					
2.0 BlueHDi 150	110	07/14→07/15					
1.6 BlueHDi 115	85	07/14→07/15	←	08/14→	2	11.8116-0356.1 390586	ATE
2.0 BlueHDi 180	133	07/14→07/15	←	nicht für Felgenreöße [Zoll]: 19	2	11.8116-0356.1 390586	ATE
2.0 HDi / BlueHDi 135	100	09/11→07/15					
2.0 HDi 165	120	04/11→07/15					
<b>Führungshülzensatz, Bremsattel</b>							
1.2 THP 130	96	07/14→07/15	←			11.0101-5704.2 260095	ATE
1.6 BlueHDi 120	88	07/14→07/15					
1.6 HDi 110	82	04/11→07/15					
1.6 HDi 115	84	08/12→07/15					
1.6 HDi 90	68	05/11→07/15					
1.6 THP 155	115	04/11→07/15					
1.6 THP 160	120	04/12→07/15					
1.6 THP 165	121	01/12→07/15					
1.6 VTi 120	88	04/11→07/15					
2.0 BlueHDi 150	110	07/14→07/15					
1.6 BlueHDi 115	85	07/14→07/15	←	08/14→		11.0101-5704.2 260095	ATE
1.6 THP 200	147	04/11→07/15	←			11.0101-5407.2 260011	ATE
2.0 BlueHDi 180	133	07/14→07/15	←	Felgenreöße [Zoll]: 19		11.0101-5407.2 260011	ATE
2.0 HDi / BlueHDi 135	100	09/11→07/15					
2.0 HDi 165	120	04/11→07/15	←	nicht für Felgenreöße [Zoll]: 19		11.0101-5704.2 260095	ATE
<b>Führungsbolzen, Bremsattel</b>							
1.2 THP 130	96	07/14→07/15			2	11.8171-0008.1 990049	ATE
1.6 BlueHDi 120	88	07/14→07/15					
1.6 HDi 110	82	04/11→07/15					
1.6 HDi 115	84	08/12→07/15					
1.6 HDi 90	68	05/11→07/15					
1.6 THP 155	115	04/11→07/15					
1.6 THP 160	120	04/12→07/15					
1.6 THP 165	121	01/12→07/15					
1.6 THP 200	147	04/11→07/15					
1.6 VTi 120	88	04/11→07/15					
2.0 BlueHDi 150	110	07/14→07/15					
1.6 BlueHDi 115	85	07/14→07/15		08/14→	2	11.8171-0008.1 990049	ATE
2.0 BlueHDi 180	133	07/14→07/15		nicht für Felgenreöße [Zoll]: 19	2	11.8171-0008.1 990049	ATE
2.0 HDi / BlueHDi 135	100	09/11→07/15					
2.0 HDi 165	120	04/11→07/15		Felgenreöße [Zoll]: 19	2	11.8171-0008.1 990049	ATE
<b>Dichtungssatz, Bremsattel</b>							
1.2 THP 130	96	07/14→07/15	←			11.0441-6008.2 250038	ATE für Kolben-Ø [mm]: 60
1.6 BlueHDi 120	88	07/14→07/15					
1.6 HDi 110	82	04/11→07/15					
1.6 HDi 115	84	08/12→07/15					
1.6 HDi 90	68	05/11→07/15					
1.6 THP 155	115	04/11→07/15					
1.6 THP 160	120	04/12→07/15					
1.6 THP 165	121	01/12→07/15					
1.6 THP 200	147	04/11→07/15					
1.6 VTi 120	88	04/11→07/15					
2.0 BlueHDi 150	110	07/14→07/15					
1.6 BlueHDi 115	85	07/14→07/15	←	08/14→		11.0441-6008.2 250038	ATE für Kolben-Ø [mm]: 60
2.0 BlueHDi 180	133	07/14→07/15	←	nicht für Felgenreöße [Zoll]: 19		11.0441-6008.2 250038	ATE für Kolben-Ø [mm]: 60
2.0 HDi / BlueHDi 135	100	09/11→07/15					
2.0 HDi 165	120	04/11→07/15	←	Felgenreöße [Zoll]: 19		11.0441-6008.2 250038	ATE für Kolben-Ø [mm]: 60
<b>Bremsschlauch</b>							
1.2 THP 130	96	07/14→07/15	←	nicht für Felgenreöße [Zoll]: 19	2	24.5111-0441.3 331507	L= 440
1.6 BlueHDi 120	88	07/14→07/15	←	☐; Felgenreöße [Zoll]: 19		24.5161-0450.3 331570	L= 450
1.6 HDi 110	82	04/11→07/15	←				
1.6 HDi 115	84	08/12→07/15	←	☐; Felgenreöße [Zoll]: 19		24.5161-0451.3 331571	L= 450
1.6 HDi 90	68	05/11→07/15					
1.6 THP 155	115	04/11→07/15	→		2	24.5246-0190.3 330697	L= 190
1.6 THP 160	120	04/12→07/15					
1.6 THP 165	121	01/12→07/15					
1.6 THP 200	147	04/11→07/15					
1.6 VTi 120	88	04/11→07/15					
2.0 BlueHDi 150	110	07/14→07/15					
2.0 BlueHDi 180	133	07/14→07/15					
2.0 HDi / BlueHDi 135	100	09/11→07/15					
2.0 HDi 165	120	04/11→07/15					
1.6 BlueHDi 115	85	07/14→07/15	←	08/14→; nicht für Felgenreöße [Zoll]: 19	2	24.5111-0441.3 331507	L= 440
↓							

	kw			 	! #		
<b>CITROËN - DS4 (NX_) 03/11→07/15</b>							
 <b>Bremsschlauch</b>							
1.6 BlueHDi 115	85	07/14→07/15	←	☐; 08/14→; Felgenreöße [Zoll]: 19		24.5161-0450.3 331570	L= 450
			←	☐; 08/14→; Felgenreöße [Zoll]: 19		24.5161-0451.3 331571	L= 450
			→	08/14→	2	24.5246-0190.3 330697	L= 190
<b>CITROËN - DS5 09/11→07/15</b>							
 <b>Bremssattel</b>							
1.6 BlueHDi 120	88	07/14→07/15	←	☐; Nabendurchmesser [mm]: 82		24.3601-9717.5 241050	ATE - Halter
1.6 HDi	85	11/13→07/15	←	☐; Nabendurchmesser [mm]: 82		24.3601-9718.5 241051	ATE - Halter
1.6 HDi 110	82	11/11→07/15	←	☐; Orga 13343→; Nabendurchmesser [mm]: 82		24.3601-9717.5 241050	ATE - Halter
			←	☐; →Orga 13342; Nabendurchmesser [mm]: 82		24.3601-9717.5 241050	ATE - Halter
			←	☐; →Orga 13342; Nabendurchmesser [mm]: 82		24.3601-9718.5 241051	ATE - Halter
			←	☐; Orga 13343→; Nabendurchmesser [mm]: 82		24.3601-9718.5 241051	ATE - Halter
			←	☐		24.3601-9883.5 240964	ATE - Halter
			←	☐		24.3601-9884.5 240965	ATE - Halter
1.6 HDi 115	84	06/12→07/15	←	☐; Orga 13343→; Nabendurchmesser [mm]: 82		24.3601-9717.5 241050	ATE - Halter
			←	☐; 08/12→; →Orga 13342; Nabendurchmesser [mm]: 82		24.3601-9717.5 241050	ATE - Halter
			←	☐; 08/12→; →Orga 13342; Nabendurchmesser [mm]: 82		24.3601-9718.5 241051	ATE - Halter
			←	☐; Orga 13343→; Nabendurchmesser [mm]: 82		24.3601-9718.5 241051	ATE - Halter
			←	☐; 08/12→		24.3601-9883.5 240964	ATE - Halter
			←	☐; 08/12→		24.3601-9884.5 240965	ATE - Halter
1.6 THP 155	115	11/11→07/15	←	☐; Nabendurchmesser [mm]: 82		24.3601-9717.5 241050	ATE - Halter
1.6 THP 165	121	01/12→07/15	←	☐; Nabendurchmesser [mm]: 82		24.3601-9718.5 241051	ATE - Halter
1.6 THP 200	147	11/11→07/15	←	☐; Nabendurchmesser [mm]: 82		24.3601-9718.5 241051	ATE - Halter
2.0 BlueHDi 150	110	07/14→07/15	←	☐		24.3601-9883.5 240964	ATE - Halter
2.0 BlueHDi 180	133	08/13→07/15	←	☐		24.3601-9884.5 240965	ATE - Halter
2.0 HDi 135	100	11/11→07/15	←	☐		24.3601-9884.5 240965	ATE - Halter
2.0 HDi 165	120	11/11→07/15	←	☐			
2.0 HDi 165 Hybrid4 4x4	120	12/11→07/15	←	☐			
<b>Feder, Bremssattel</b>							
1.6 BlueHDi 120	88	07/14→07/15			2	11.8116-0356.1 390586	ATE
1.6 HDi	85	11/13→07/15					
1.6 THP 155	115	11/11→07/15					
1.6 THP 165	121	01/12→07/15					
1.6 THP 200	147	11/11→07/15					
2.0 BlueHDi 150	110	07/14→07/15					
2.0 BlueHDi 180	133	08/13→07/15					
2.0 HDi 135	100	11/11→07/15					
2.0 HDi 165	120	11/11→07/15					
2.0 HDi 165 Hybrid4 4x4	120	12/11→07/15					
1.6 HDi 110	82	11/11→07/15		Orga 13343→	2	11.8116-0356.1 390586	ATE
				→Orga 13342	2	11.8116-0356.1 390586	ATE
1.6 HDi 115	84	06/12→07/15		Orga 13343→	2	11.8116-0356.1 390586	ATE
				08/12→; →Orga 13342	2	11.8116-0356.1 390586	ATE
<b>Führungshülzensatz, Bremssattel</b>							
1.6 BlueHDi 120	88	07/14→07/15	←			11.0101-5704.2 260095	ATE
1.6 HDi	85	11/13→07/15	←				
1.6 HDi 110	82	11/11→07/15	←			11.0101-5407.2 260011	ATE
			←	→Orga 13342		11.0101-5704.2 260095	ATE
			←	Orga 13343→		11.0101-5704.2 260095	ATE
1.6 HDi 115	84	06/12→07/15	←	08/12→		11.0101-5407.2 260011	ATE
			←	Orga 13343→		11.0101-5704.2 260095	ATE
			←	08/12→; →Orga 13342		11.0101-5704.2 260095	ATE
1.6 THP 155	115	11/11→07/15	←			11.0101-5407.2 260011	ATE
1.6 THP 165	121	01/12→07/15	←			11.0101-5704.2 260095	ATE
1.6 THP 200	147	11/11→07/15	←				
2.0 BlueHDi 150	110	07/14→07/15	←				
2.0 BlueHDi 180	133	08/13→07/15	←				
2.0 HDi 135	100	11/11→07/15	←				
2.0 HDi 165	120	11/11→07/15	←				











	kw			 	! #		
<b>CITROËN - DS5 09/11→07/15</b>							
<b>Führungshülzensatz, Bremsattel</b>							
2.0 HDi 165 Hybrid4 4x4	120	12/11→07/15	←			11.0101-5407.2 260011 11.0101-5704.2 260095	ATE ATE
<b>Führungsbolzen, Bremsattel</b>							
1.6 BlueHDi 120	88	07/14→07/15			2	11.8171-0008.1 990049	ATE
1.6 HDi	85	11/13→07/15					
1.6 THP 155	115	11/11→07/15					
1.6 THP 165	121	01/12→07/15					
1.6 THP 200	147	11/11→07/15					
2.0 BlueHDi 150	110	07/14→07/15					
2.0 BlueHDi 180	133	08/13→07/15					
2.0 HDi 135	100	11/11→07/15					
2.0 HDi 165	120	11/11→07/15					
2.0 HDi 165 Hybrid4 4x4	120	12/11→07/15					
1.6 HDi 110	82	11/11→07/15		Orga 13343→	2	11.8171-0008.1 990049	ATE
				→Orga 13342	2	11.8171-0008.1 990049	ATE
					2	11.8171-0008.1 990049	ATE
1.6 HDi 115	84	06/12→07/15		Orga 13343→	2	11.8171-0008.1 990049	ATE
				08/12→; →Orga 13342	2	11.8171-0008.1 990049	ATE
				08/12→	2	11.8171-0008.1 990049	ATE
<b>Dichtungssatz, Bremsattel</b>							
1.6 BlueHDi 120	88	07/14→07/15				11.0441-6008.2 250038	ATE für Kolben-Ø [mm]: 60
1.6 HDi	85	11/13→07/15					
1.6 HDi 110	82	11/11→07/15		Orga 13343→		11.0441-6008.2 250038	ATE für Kolben-Ø [mm]: 60
						11.0441-6008.2 250038	ATE für Kolben-Ø [mm]: 60
			←	→Orga 13342		11.0441-6008.2 250038	ATE für Kolben-Ø [mm]: 60
1.6 HDi 115	84	06/12→07/15		Orga 13343→		11.0441-6008.2 250038	ATE für Kolben-Ø [mm]: 60
				08/12→		11.0441-6008.2 250038	ATE für Kolben-Ø [mm]: 60
			←	08/12→; →Orga 13342		11.0441-6008.2 250038	ATE für Kolben-Ø [mm]: 60
1.6 THP 155	115	11/11→07/15				11.0441-6008.2 250038	ATE für Kolben-Ø [mm]: 60
1.6 THP 165	121	01/12→07/15					
1.6 THP 200	147	11/11→07/15	←			11.0441-6008.2 250038	ATE für Kolben-Ø [mm]: 60
2.0 BlueHDi 150	110	07/14→07/15					
2.0 BlueHDi 180	133	08/13→07/15					
2.0 HDi 135	100	11/11→07/15					
2.0 HDi 165	120	11/11→07/15					
2.0 HDi 165 Hybrid4 4x4	120	12/11→07/15					
<b>Bremsschlauch</b>							
1.6 BlueHDi 120	88	07/14→07/15	→	innen	2	24.5246-0216.3 331022	L= 216,6
1.6 HDi	85	11/13→07/15					
1.6 HDi 110	82	11/11→07/15					
1.6 THP 155	115	11/11→07/15					
1.6 THP 165	121	01/12→07/15					
1.6 THP 200	147	11/11→07/15					
2.0 BlueHDi 150	110	07/14→07/15					
2.0 BlueHDi 180	133	08/13→07/15					
2.0 HDi 135	100	11/11→07/15					
2.0 HDi 165	120	11/11→07/15					
1.6 HDi 115	84	06/12→07/15	→	innen; 08/12→	2	24.5246-0216.3 331022	L= 216,6
<b>CITROËN - EVASION Großraumlimousine (22, U6) 03/94→07/02</b>							
<b>Bremssattel</b>							
1.8	73	05/97→07/02	←	☐		24.3571-1711.5 240159	BDX - Halter
			←	☐		24.3571-1712.5 240160	BDX - Halter
			→	☐; + ABS		24.3361-9975.5 240541	ATE - Halter
			→	☐; + ABS		24.3361-9976.5 240542	ATE - Halter
1.9 TD	66	11/94→07/02	←	☐; 02/95→		24.3571-1709.5 240153	TRW - Halter
			←	☐; 02/95→		24.3571-1710.5 240154	TRW - Halter
			→	☐; 02/95→; + ABS		24.3361-9975.5 240541	ATE - Halter
			→	☐; 02/95→; + ABS		24.3361-9976.5 240542	ATE - Halter
1.9 TD	68	10/95→12/98	←	☐		24.3571-1709.5 240153	TRW - Halter
2.0	89	06/94→07/02	←	☐		24.3571-1710.5 240154	TRW - Halter
2.0 16V	100	05/00→07/02	←	☐			
2.0 HDI	80	08/99→07/02	→	☐; + ABS		24.3361-9975.5 240541	ATE - Halter
2.0 HDI 16V	80	09/99→07/02	→	☐; + ABS		24.3361-9976.5 240542	ATE - Halter
2.1 TD	80	05/96→07/02	→	☐; + ABS			
2.0 16V	97	05/98→04/00	←	☐; 12/98→		24.3571-1709.5 240153	TRW - Halter
↓							









	kw			 	! #			
<b>CITROËN - EVASION Großraumlimousine (22, U6) 03/94→07/02</b>								
<b> Bremssattel</b>								
2.0 16V	97	05/98→04/00	←	 ; 12/98→	24.3571-1710.5	240154	TRW - Halter	
			→	 ; 12/98→; + ABS	24.3361-9975.5	240541	ATE - Halter	
			→	 ; 12/98→; + ABS	24.3361-9976.5	240542	ATE - Halter	
2.0 Turbo C.T.	108	06/94→07/02	←		24.3571-1709.5	240153	TRW - Halter	
			←		24.3571-1710.5	240154	TRW - Halter	
			→		24.3361-9975.5	240541	ATE - Halter	
			→		24.3361-9976.5	240542	ATE - Halter	
<b>Feder, Bremssattel</b>								
1.8	73	05/97→07/02	→	+ ABS	2	11.8116-0073.1	390498	ATE
1.9 TD	68	10/95→12/98						
2.0	89	06/94→07/02						
2.0 16V	100	05/00→07/02						
2.0 HDI	80	08/99→07/02						
2.0 HDI 16V	80	09/99→07/02						
2.1 TD	80	05/96→07/02						
1.9 TD	66	11/94→07/02	→	02/95→; + ABS	2	11.8116-0073.1	390498	ATE
2.0 16V	97	05/98→04/00	→	12/98→; + ABS	2	11.8116-0073.1	390498	ATE
2.0 Turbo C.T.	108	06/94→07/02	→		2	11.8116-0073.1	390498	ATE
<b>Führungshülzensatz, Bremssattel</b>								
1.8	73	05/97→07/02	→	+ ABS		11.0101-5407.2	260011	ATE
1.9 TD	68	10/95→12/98						
2.0	89	06/94→07/02						
2.0 16V	100	05/00→07/02						
2.0 HDI	80	08/99→07/02						
2.0 HDI 16V	80	09/99→07/02						
2.1 TD	80	05/96→07/02						
1.9 TD	66	11/94→07/02	→	02/95→; + ABS		11.0101-5407.2	260011	ATE
2.0 16V	97	05/98→04/00	→	12/98→; + ABS		11.0101-5407.2	260011	ATE
2.0 Turbo C.T.	108	06/94→07/02	→			11.0101-5407.2	260011	ATE
<b>Führungsbolzen, Bremssattel</b>								
1.8	73	05/97→07/02		+ ABS	2	11.8171-0008.1	990049	ATE
1.9 TD	68	10/95→12/98						
2.0	89	06/94→07/02						
2.0 16V	100	05/00→07/02						
2.0 HDI	80	08/99→07/02						
2.0 HDI 16V	80	09/99→07/02						
2.1 TD	80	05/96→07/02						
1.9 TD	66	11/94→07/02		02/95→; + ABS	2	11.8171-0008.1	990049	ATE
2.0 16V	97	05/98→04/00		12/98→; + ABS	2	11.8171-0008.1	990049	ATE
2.0 Turbo C.T.	108	06/94→07/02			2	11.8171-0008.1	990049	ATE
<b>Dichtungssatz, Bremssattel</b>								
1.8	73	05/97→07/02	→	+ ABS		11.0441-3602.2	250008	ATE
1.9 TD	68	10/95→12/98						
2.0	89	06/94→07/02						
2.0 16V	100	05/00→07/02						
2.0 HDI	80	08/99→07/02						
2.0 HDI 16V	80	09/99→07/02						
2.1 TD	80	05/96→07/02						
1.9 TD	66	11/94→07/02	→	02/95→; + ABS		11.0441-3602.2	250008	ATE
2.0 16V	97	05/98→04/00	→	12/98→; + ABS		11.0441-3602.2	250008	ATE
2.0 Turbo C.T.	108	06/94→07/02	→			11.0441-3602.2	250008	ATE
<b> Bremsschlauch</b>								
1.8	73	05/97→07/02	←		2	24.5118-0471.3	330528	L= 473
1.9 TD	68	10/95→12/98						
2.0	89	06/94→07/02	→	 ; für Fahrzeuge mit Scheibenbremse an der Hinterachse	2	24.5111-0301.3	330499	L= 300
2.0 HDI	80	08/99→07/02						
2.0 HDI 16V	80	09/99→07/02	→	 ; für Fahrzeuge mit Scheibenbremse an der Hinterachse	2	24.5229-0251.3	330535	L= 250
			→	für Fahrzeuge mit Trommelbremse an der Hinterachse	2	24.5229-0251.3	330535	L= 250
1.9 TD	66	11/94→07/02	←	02/95→	2	24.5118-0471.3	330528	L= 473
↓								












	kw			 	! #			
<b>CITROËN - EVASION Großraumlimousine (22, U6) 03/94→07/02</b>								
<b>Bremsschlauch</b>								
1.9 TD	66	11/94→07/02	➔	☐; 02/95→; für Fahrzeuge mit Scheibenbremse an der Hinterachse	2	24.5111-0301.3	330499	L= 300
			➔	02/95→; für Fahrzeuge mit Trommelbremse an der Hinterachse	2	24.5229-0251.3	330535	L= 250
			➔	☐; 02/95→; für Fahrzeuge mit Scheibenbremse an der Hinterachse	2	24.5229-0251.3	330535	L= 250
2.0 16V	97	05/98→04/00	➔	12/98→	2	24.5118-0471.3	330528	L= 473
			➔	☐; 12/98→; für Fahrzeuge mit Scheibenbremse an der Hinterachse	2	24.5111-0301.3	330499	L= 300
			➔	☐; 12/98→; für Fahrzeuge mit Scheibenbremse an der Hinterachse	2	24.5229-0251.3	330535	L= 250
2.0 16V 2.0 Turbo C.T. 2.1 TD	100 108 80	05/00→07/02 06/94→07/02 05/96→07/02	➔		2	24.5118-0471.3	330528	L= 473
			➔	☐; für Fahrzeuge mit Scheibenbremse an der Hinterachse	2	24.5111-0301.3	330499	L= 300
			➔	☐; für Fahrzeuge mit Scheibenbremse an der Hinterachse	2	24.5229-0251.3	330535	L= 250
<b>CITROËN - GRAND C4 SPACETOURER (3A_, 3E_) 04/18→</b>								
<b>Feder, Bremssattel</b>								
1.2 PureTech 130	96	04/18→	➔	für Bremsscheibendurchmesser [mm]: 283	2	11.8116-0237.1	390509	ATE
1.5 BlueHDi 130	96	05/18→						
1.6 BlueHDi 100	73	04/18→	➔	für Bremsscheibendurchmesser [mm]: 304	2	11.8116-0326.1	390471	ATE
1.6 BlueHDi 120	88	04/18→						
1.6 HDi 115	85	04/18→						
1.6 PureTech 180	133	04/18→						
1.6 THP 165	110	04/18→						
1.6 THP 165	121	04/18→						
2.0 BlueHDi 150	110	04/18→						
2.0 BlueHDi 160	120	04/18→						
<b>Führungshülzensatz, Bremssattel</b>								
1.2 PureTech 130	96	04/18→	➔	für Bremsscheibendurchmesser [mm]: 283 / 304	2	11.0101-5407.2	260011	ATE
1.5 BlueHDi 130	96	05/18→						
1.6 BlueHDi 100	73	04/18→						
1.6 BlueHDi 120	88	04/18→						
1.6 HDi 115	85	04/18→						
1.6 PureTech 180	133	04/18→						
1.6 THP 165	110	04/18→						
1.6 THP 165	121	04/18→						
2.0 BlueHDi 150	110	04/18→						
2.0 BlueHDi 160	120	04/18→						
<b>Führungsbolzen, Bremssattel</b>								
1.2 PureTech 130	96	04/18→	➔	für Bremsscheibendurchmesser [mm]: 283 / 304	2	11.8171-0008.1	990049	ATE
1.5 BlueHDi 130	96	05/18→						
1.6 BlueHDi 100	73	04/18→						
1.6 BlueHDi 120	88	04/18→						
1.6 HDi 115	85	04/18→						
1.6 PureTech 180	133	04/18→						
1.6 THP 165	110	04/18→						
1.6 THP 165	121	04/18→						
2.0 BlueHDi 150	110	04/18→						
2.0 BlueHDi 160	120	04/18→						
<b>Dichtungssatz, Bremssattel</b>								
1.2 PureTech 130	96	04/18→	➔	für Bremsscheibendurchmesser [mm]: 283 / 304	2	11.0441-6008.2	250038	ATE für Kolben-Ø [mm]: 60
1.5 BlueHDi 130	96	05/18→						
1.6 BlueHDi 100	73	04/18→						
1.6 BlueHDi 120	88	04/18→						
1.6 HDi 115	85	04/18→						
1.6 PureTech 180	133	04/18→						
1.6 THP 165	110	04/18→						
1.6 THP 165	121	04/18→						
2.0 BlueHDi 150	110	04/18→						
2.0 BlueHDi 160	120	04/18→						
<b>CITROËN - GRAND C4 SPACETOURER Van (3A_, 3E_) 04/18→</b>								
<b>Feder, Bremssattel</b>								
BlueHDi 130	96	05/19→	➔	für Bremsscheibendurchmesser [mm]: 283	2	11.8116-0237.1	390509	ATE
BlueHDi 160	120	05/19→						
↓								

















	kw					! #		
<b>CITROËN - GRAND C4 SPACETOURER Van (3A_, 3E_) 04/18→</b>								
<b>Feder, Bremssattel</b>								
PureTech 130	96	05/19→	←	für Bremsscheibendurchmesser [mm]: 304		2	11.8116-0326.1 390471	ATE
<b>Führungshülzensatz, Bremssattel</b>								
BlueHDi 130 BlueHDi 160 PureTech 130	96 120 96	05/19→ 05/19→ 05/19→	←	für Bremsscheibendurchmesser [mm]: 283 / 304			11.0101-5407.2 260011	ATE
<b>Führungsbolzen, Bremssattel</b>								
BlueHDi 130 BlueHDi 160 PureTech 130	96 120 96	05/19→ 05/19→ 05/19→	←	für Bremsscheibendurchmesser [mm]: 283 / 304		2	11.8171-0008.1 990049	ATE
<b>Dichtungssatz, Bremssattel</b>								
BlueHDi 130 BlueHDi 160 PureTech 130	96 120 96	05/19→ 05/19→ 05/19→	←	für Bremsscheibendurchmesser [mm]: 283 / 304			11.0441-6008.2 250038	ATE für Kolben-Ø [mm]: 60
<b>CITROËN - JUMPER Bus 04/06→</b>								
 <b>Bremssattel</b>								
2.0 BlueHDi 110 2.0 BlueHDi 130 2.0 BlueHDi 160 2.2 BlueHDi 120 2.2 BlueHDi 140 2.2 BlueHDi 165	81 96 120 88 103 121	07/15→09/19 07/15→09/19 07/15→09/19 08/19→ 08/19→ 08/19→	←	☐; Nutzlast leicht 16Q; Nutzlast [kg]: 1.600; nicht für erhöhte Nutzlast			24.3521-1711.5 240755	BRE - Halter
2.2 HDi 100 2.2 HDi 120 3.0 HDi 155 3.0 HDi 160	74 88 115 116	04/06→ 04/06→ 07/10→ 09/06→	←	☐; Nutzlast leicht 16Q; Nutzlast [kg]: 1.600; nicht für erhöhte Nutzlast			24.3521-1711.5 240755	BRE - Halter
			←	☐; Nutzlast 14Q; Nutzlast [kg]: 1.400; für Facelift			24.3521-1711.5 240755	BRE - Halter
			←	☐; → 02/11; Nutzlast leicht 16Q; Nutzlast [kg]: 1.600; nicht für erhöhte Nutzlast			24.3521-1712.5 240756	BRE - Halter
			←	☐; Nutzlast schwer 16Q; Nutzlast [kg]: 1.600; für erhöhte Nutzlast; nicht für Facelift			24.3521-1713.5 240762	- Halter
			←	☐; → 02/11; Nutzlast schwer 16Q; Nutzlast [kg]: 1.600; für erhöhte Nutzlast			24.3521-1714.5 240763	- Halter
			→	☐; nicht für Facelift			24.3481-1811.5 240758	BOS - Halter
			→	☐; nicht für Facelift			24.3481-1812.5 240759	BOS - Halter
2.2 HDi 110 2.2 HDi 130 2.2 HDi 150 3.0 HDi 180	81 96 110 130	07/11→ 07/11→ 07/11→ 07/11→	←	☐; Nutzlast leicht 16Q; Nutzlast [kg]: 1.600; nicht für erhöhte Nutzlast			24.3521-1711.5 240755	BRE - Halter
			←	☐; Nutzlast 14Q; Nutzlast [kg]: 1.400; für Facelift			24.3521-1711.5 240755	BRE - Halter
			←	☐; Nutzlast schwer 16Q; Nutzlast [kg]: 1.600; für erhöhte Nutzlast; nicht für Facelift			24.3521-1713.5 240762	- Halter
			→	☐; nicht für Facelift			24.3481-1811.5 240758	BOS - Halter
			→	☐; nicht für Facelift			24.3481-1812.5 240759	BOS - Halter
 <b>Bremsschlauch</b>								
2.0 BlueHDi 110 2.0 BlueHDi 130 2.0 BlueHDi 160 2.2 BlueHDi 120 2.2 BlueHDi 140 2.2 BlueHDi 165 2.2 HDi 100 2.2 HDi 110 2.2 HDi 120 2.2 HDi 130 2.2 HDi 150 3.0 HDi 155 3.0 HDi 160 3.0 HDi 180	81 96 120 88 103 121 74 81 88 96 110 115 116 130	07/15→09/19 07/15→09/19 07/15→09/19 08/19→ 08/19→ 08/19→ 04/06→ 07/11→ 04/06→ 07/11→ 07/11→ 07/10→ 09/06→ 07/11→	←			2	24.5112-0492.3 331217	L= 492
			→	für Fahrzeuge ohne Spurverbreiterung		2	24.5112-0417.3 331298	L= 417
			→	für Fahrzeuge mit Spurverbreiterung		2	83.7101-9489.3 330906	L= 488,5
<b>CITROËN - JUMPER Bus (230P) 02/94→04/02</b>								
 <b>Bremssattel</b>								
1.9 D	51	01/99→04/02	←	☐; → 10/01; - ABS; Nutzlast [kg]: 1.000			24.3481-1719.5 240155	TRW - Halter
↓			←	☐; → 10/01; - ABS; Nutzlast [kg]: 1.000			24.3481-1720.5 240156	TRW - Halter

	kw			 	! #		
<b>CITROËN - JUMPER Bus (230P) 02/94→04/02</b>							
 <b>Bremssattel</b>							
1.9 D	51	01/99→04/02	←	☐; 11/01→ 03/02; + ABS; Nutzlast [kg]: 1.000	24.3481-1795.5	240768	- Halter
			←	☐; 11/01→ 03/02; + ABS; Nutzlast [kg]: 1.000	24.3481-1796.5	240769	- Halter
			→	☐; 11/01→ 03/02; Nutzlast [kg]: 1.000	24.3461-1701.5	240449	- Halter
			→	☐; 11/01→ 03/02; Nutzlast [kg]: 1.000	24.3461-1702.5	240450	- Halter
1.9 TD 1.9 TD 1.9 TD 4x4	66 68	08/94→04/02 02/94→04/02	←	☐; → 10/01; - ABS; Nutzlast ab [kg] 1.000 Nutzlast bis [kg] 1.400	24.3481-1719.5	240155	TRW - Halter
			←	☐; → 10/01; - ABS; Nutzlast ab [kg] 1.000 Nutzlast bis [kg] 1.400	24.3481-1720.5	240156	TRW - Halter
	68	08/96→04/02	←	☐; 11/01→ 03/02; + ABS; Nutzlast ab [kg] 1.000 Nutzlast bis [kg] 1.400	24.3481-1795.5	240768	- Halter
			←	☐; 11/01→ 03/02; + ABS; Nutzlast ab [kg] 1.000 Nutzlast bis [kg] 1.400	24.3481-1796.5	240769	- Halter
			→	☐; 11/01→ 03/02; Nutzlast ab [kg] 1.000 Nutzlast bis [kg] 1.400	24.3461-1701.5	240449	- Halter
			→	☐; 11/01→ 03/02; Nutzlast ab [kg] 1.000 Nutzlast bis [kg] 1.400	24.3461-1702.5	240450	- Halter
2.0	80	02/94→04/02	←	☐; → 10/01; - ABS; Nutzlast ab [kg] 1.000 Nutzlast bis [kg] 1.400	24.3481-1719.5	240155	TRW - Halter
			←	☐; → 10/01; - ABS; Nutzlast ab [kg] 1.000 Nutzlast bis [kg] 1.400	24.3481-1720.5	240156	TRW - Halter
			←	☐; 11/01→ 03/02; + ABS; Nutzlast ab [kg] 1.000 Nutzlast bis [kg] 1.400	24.3481-1795.5	240768	- Halter
			←	☐; 11/01→ 03/02; + ABS; Nutzlast ab [kg] 1.000 Nutzlast bis [kg] 1.400	24.3481-1796.5	240769	- Halter
			←	☐; 11/01→ 03/02; + ABS; Nutzlast [kg]: 1.800	24.3521-1715.5	240770	- Halter
			←	☐; 11/01→ 03/02; + ABS; Nutzlast [kg]: 1.800	24.3521-1716.5	240771	- Halter
			→	☐; 11/01→ 03/02; Nutzlast ab [kg] 1.000 Nutzlast bis [kg] 1.800	24.3461-1701.5	240449	- Halter
			→	☐; 11/01→ 03/02; Nutzlast ab [kg] 1.000 Nutzlast bis [kg] 1.800	24.3461-1702.5	240450	- Halter
2.0 4x4	80	08/96→04/02	←	☐; → 10/01; - ABS; Nutzlast ab [kg] 1.000 Nutzlast bis [kg] 1.400	24.3481-1719.5	240155	TRW - Halter
			←	☐; → 10/01; - ABS; Nutzlast ab [kg] 1.000 Nutzlast bis [kg] 1.400	24.3481-1720.5	240156	TRW - Halter
			←	☐; 11/01→ 03/02; + ABS; Nutzlast ab [kg] 1.000 Nutzlast bis [kg] 1.400	24.3481-1795.5	240768	- Halter
			←	☐; 11/01→ 03/02; + ABS; Nutzlast ab [kg] 1.000 Nutzlast bis [kg] 1.400	24.3481-1796.5	240769	- Halter
			→	☐; 11/01→ 03/02; Nutzlast ab [kg] 1.000 Nutzlast bis [kg] 1.800	24.3461-1701.5	240449	- Halter
			→	☐; 11/01→ 03/02; Nutzlast ab [kg] 1.000 Nutzlast bis [kg] 1.800	24.3461-1702.5	240450	- Halter
2.5 D	63	08/94→04/02	←	☐; → 10/01; - ABS; Nutzlast [kg]: 1.400	24.3481-1719.5	240155	TRW - Halter
			←	☐; → 10/01; - ABS; Nutzlast [kg]: 1.400	24.3481-1720.5	240156	TRW - Halter
			←	☐; 11/01→ 03/02; + ABS; Nutzlast [kg]: 1.400	24.3481-1795.5	240768	- Halter
			←	☐; 11/01→ 03/02; + ABS; Nutzlast [kg]: 1.400	24.3481-1796.5	240769	- Halter
			←	☐; 11/01→ 03/02; + ABS; Nutzlast [kg]: 1.800	24.3521-1715.5	240770	- Halter
			←	☐; 11/01→ 03/02; + ABS; Nutzlast [kg]: 1.800	24.3521-1716.5	240771	- Halter
			→	☐; 11/01→ 03/02; Nutzlast ab [kg] 1.400 Nutzlast bis [kg] 1.800	24.3461-1701.5	240449	- Halter
			→	☐; 11/01→ 03/02; Nutzlast ab [kg] 1.400 Nutzlast bis [kg] 1.800	24.3461-1702.5	240450	- Halter
2.5 D 4x4 2.5 TD 4x4 2.8 HDi 4x4	63 76 94	08/96→04/02 08/96→04/02 09/00→04/02	→	☐; 11/01→ 03/02; Nutzlast ab [kg] 1.400 Nutzlast bis [kg] 1.800	24.3461-1701.5	240449	- Halter
			→	☐; 11/01→ 03/02; Nutzlast ab [kg] 1.400 Nutzlast bis [kg] 1.800	24.3461-1702.5	240450	- Halter
2.5 TD 2.8 HDi	76 94	08/94→04/02 09/00→04/02	←	☐; → 10/01; - ABS; Nutzlast [kg]: 1.400	24.3481-1711.5	240129	TRW - Halter
			←	☐; → 10/01; - ABS; Nutzlast [kg]: 1.400	24.3481-1712.5	240130	TRW - Halter
			←	☐; 11/01→ 03/02; + ABS; Nutzlast [kg]: 1.400	24.3481-1795.5	240768	- Halter
			←	☐; 11/01→ 03/02; + ABS; Nutzlast [kg]: 1.400	24.3481-1796.5	240769	- Halter
↓							

	kW			 	! #				
<b>CITROËN - JUMPER Bus (230P) 02/94→04/02</b>									
 <b>Bremssattel</b>									
2.5 TD 2.8 HDi	76 94	08/94→04/02 09/00→04/02	←	☐; 11/01→ 03/02; + ABS; Nutzlast [kg]: 1.800	24.3521-1715.5	240770	- Halter		
			←	☐; 11/01→ 03/02; + ABS; Nutzlast [kg]: 1.800	24.3521-1716.5	240771	- Halter		
			→	☐; 11/01→ 03/02; Nutzlast ab [kg] 1.400 Nutzlast bis [kg] 1.800	24.3461-1701.5	240449	- Halter		
			→	☐; 11/01→ 03/02; Nutzlast ab [kg] 1.400 Nutzlast bis [kg] 1.800	24.3461-1702.5	240450	- Halter		
2.5 TDi	79	12/96→11/00	←	☐; - ABS; Nutzlast [kg]: 1.400	24.3481-1711.5	240129	TRW - Halter		
			←	☐; - ABS; Nutzlast [kg]: 1.400	24.3481-1712.5	240130	TRW - Halter		
2.8 D	64	01/99→02/02	←	☐; → S 16206253; Nutzlast [kg]: 1.400; - ABS	24.3481-1711.5	240129	TRW - Halter		
					24.3481-1719.5	240155	TRW - Halter		
			←	☐; → S 16206253; Nutzlast [kg]: 1.400; - ABS	24.3481-1712.5	240130	TRW - Halter		
					24.3481-1720.5	240156	TRW - Halter		
			←	☐; S 16204256→; Nutzlast [kg]: 1.400; + ABS	24.3481-1795.5	240768	- Halter		
			←	☐; S 16204256→; Nutzlast [kg]: 1.400; + ABS	24.3481-1796.5	240769	- Halter		
			←	☐; S 16194400→; Nutzlast [kg]: 1.800; + ABS	24.3521-1715.5	240770	- Halter		
			←	☐; S 16194400→; Nutzlast [kg]: 1.800; + ABS	24.3521-1716.5	240771	- Halter		
		→	☐; S 16194400→; Nutzlast ab [kg] 1.400 Nutzlast bis [kg] 1.800	24.3461-1701.5	240449	- Halter			
		→	☐; S 16194400→; Nutzlast ab [kg] 1.400 Nutzlast bis [kg] 1.800	24.3461-1702.5	240450	- Halter			
<b>Zubehörsatz, Bremssattel</b>									
1.9 D	51	01/99→04/02	←	→ 10/01; + ABS; Nutzlast [kg]: 1.000	24.0101-4804.2	260050	TRW		
1.9 TD 1.9 TD 1.9 TD 4x4 2.0 2.0 4x4	66 68 68 80 80	08/94→04/02 02/94→04/02 08/96→04/02 02/94→04/02 08/96→04/02	←	→ 10/01; + ABS; Nutzlast ab [kg] 1.000 Nutzlast bis [kg] 1.400	24.0101-4804.2	260050	TRW		
2.5 D	63	08/94→04/02	←	→ 10/01; + ABS; Nutzlast [kg]: 1.400	24.0101-4804.2	260050	TRW		
2.8 D	64	01/99→02/02	←	→ S 16206253; Nutzlast [kg]: 1.400; + ABS	24.0101-4804.2	260050	TRW		
 <b>Bremsschlauch</b>									
1.9 D	51	01/99→04/02	←	S 15866410→; → 10/01; Nutzlast [kg]: 1.000	2	24.5112-0461.3	330616	L= 460	
						24.5112-0466.3	330579	L= 462	
			←	→ S 15866409; Nutzlast [kg]: 1.000	2	24.5112-0465.3	330526	L= 465	
						24.5112-0466.3	330579	L= 462	
			←	11/01→ 03/02; Nutzlast [kg]: 1.000	2	24.5112-0470.3	331460	L= 470	
						24.5112-0477.3	331299	L= 477	
			→	☐; → 10/01; + ABS; Nutzlast [kg]: 1.000; für Fahrzeuge ohne verstärktes Fahrwerk		24.5112-0315.3	330509	L= 315	
			→	→ 10/01; - ABS; Nutzlast [kg]: 1.000; für Fahrzeuge ohne verstärktes Fahrwerk	1	24.5112-0340.3	330511	L= 340	
			→	11/01→ 03/02; - ABS; Nutzlast [kg]: 1.000; für Fahrzeuge mit Trommelbremse an der Hinterachse	1	24.5112-0361.3	330649	L= 360 + Halter	
			→	→ 10/01; - ABS; Nutzlast [kg]: 1.000; für Fahrzeuge mit verstärktem Fahrwerk	1	24.5112-0361.3	330649	L= 360 + Halter	
→	11/01→ 03/02; + ABS; Nutzlast [kg]: 1.000; für Fahrzeuge mit Scheibenbremse an der Hinterachse	2	83.6401-0159.3	330746	L= 160				
→	11/01→ 03/02; - ABS; Nutzlast [kg]: 1.000; für Fahrzeuge mit Scheibenbremse an der Hinterachse	2	83.6401-0159.3	330746	L= 160				
1.9 TD 1.9 TD 1.9 TD 4x4	66 68 68	08/94→04/02 02/94→04/02 08/96→04/02	←	S 15866410→; → 10/01; Nutzlast ab [kg] 1.000 Nutzlast bis [kg] 1.400	2	24.5112-0461.3	330616	L= 460	
						24.5112-0466.3	330579	L= 462	
			←	→ S 15866409; Nutzlast ab [kg] 1.000 Nutzlast bis [kg] 1.400	2	24.5112-0465.3	330526	L= 465	
					24.5112-0466.3	330579	L= 462		
			←	11/01→ 03/02; Nutzlast ab [kg] 1.000 Nutzlast bis [kg] 1.400	2	24.5112-0470.3	331460	L= 470	
						24.5112-0477.3	331299	L= 477	



	kw			 	! #		
<b>CITROËN - JUMPER Bus (230P) 02/94→04/02</b>							
<b>Bremsschlauch</b>							
1.9 TD 1.9 TD 1.9 TD 4x4	66 68 68	08/94→04/02 02/94→04/02 08/96→04/02	➡	☐; → 10/01; + ABS; Nutzlast ab [kg] 1.000 Nutzlast bis [kg] 1.400; für Fahrzeuge ohne verstärktes Fahrwerk	1	24.5112-0315.3 330509	L= 315
			➡	→ 10/01; - ABS; Nutzlast ab [kg] 1.000 Nutzlast bis [kg] 1.400; für Fahrzeuge ohne verstärktes Fahrwerk	1	24.5112-0340.3 330511	L= 340
			➡	→ 10/01; - ABS; Nutzlast ab [kg] 1.000 Nutzlast bis [kg] 1.400; für Fahrzeuge mit verstärktem Fahrwerk	1	24.5112-0361.3 330649	L= 360 + Halter
			➡	11/01→ 03/02; - ABS; Nutzlast ab [kg] 1.000 Nutzlast bis [kg] 1.400; für Fahrzeuge mit Trommelbremse an der Hinterachse	1	24.5112-0361.3 330649	L= 360 + Halter
			➡	11/01→ 03/02; + ABS; Nutzlast ab [kg] 1.000 Nutzlast bis [kg] 1.400; für Fahrzeuge mit Scheibenbremse an der Hinterachse	2	83.6401-0159.3 330746	L= 160
			➡	11/01→ 03/02; - ABS; Nutzlast ab [kg] 1.000 Nutzlast bis [kg] 1.400; für Fahrzeuge mit Scheibenbremse an der Hinterachse	2	83.6401-0159.3 330746	L= 160
2.0 2.0 4x4	80 80	02/94→04/02 08/96→04/02	←	S 15866410→; → 10/01; Nutzlast ab [kg] 1.000 Nutzlast bis [kg] 1.800	2	24.5112-0461.3 330616 24.5112-0466.3 330579	L= 460 L= 462
			←	→ S 15866409; Nutzlast ab [kg] 1.000 Nutzlast bis [kg] 1.800	2	24.5112-0465.3 330526 24.5112-0466.3 330579	L= 465 L= 462
			←	11/01→ 03/02; Nutzlast ab [kg] 1.000 Nutzlast bis [kg] 1.800	2	24.5112-0470.3 331460 24.5112-0477.3 331299	L= 470 L= 477
			➡	☐; → 10/01; + ABS; Nutzlast ab [kg] 1.000 Nutzlast bis [kg] 1.800; für Fahrzeuge ohne verstärktes Fahrwerk		24.5112-0315.3 330509	L= 315
			➡	→ 10/01; - ABS; Nutzlast ab [kg] 1.000 Nutzlast bis [kg] 1.800; für Fahrzeuge ohne verstärktes Fahrwerk	1	24.5112-0340.3 330511	L= 340
			➡	11/01→ 03/02; - ABS; Nutzlast ab [kg] 1.000 Nutzlast bis [kg] 1.800; für Fahrzeuge mit Trommelbremse an der Hinterachse	1	24.5112-0361.3 330649	L= 360 + Halter
			➡	→ 10/01; - ABS; Nutzlast ab [kg] 1.000 Nutzlast bis [kg] 1.800; für Fahrzeuge mit verstärktem Fahrwerk	1	24.5112-0361.3 330649	L= 360 + Halter
			➡	11/01→ 03/02; - ABS; Nutzlast ab [kg] 1.000 Nutzlast bis [kg] 1.800; für Fahrzeuge mit Scheibenbremse an der Hinterachse	2	83.6401-0159.3 330746	L= 160
			➡	11/01→ 03/02; + ABS; Nutzlast ab [kg] 1.000 Nutzlast bis [kg] 1.800; für Fahrzeuge mit Scheibenbremse an der Hinterachse	2	83.6401-0159.3 330746	L= 160
			2.5 D 2.5 D 4x4 2.5 TD 2.5 TD 4x4	63 63 76 76	08/94→04/02 08/96→04/02 08/94→04/02 08/96→04/02	←	S 15866410→; → 10/01; Nutzlast ab [kg] 1.400 Nutzlast bis [kg] 1.800
←	→ S 15866409; Nutzlast ab [kg] 1.400 Nutzlast bis [kg] 1.800	2				24.5112-0465.3 330526 24.5112-0466.3 330579	L= 465 L= 462
←	11/01→ 03/02; Nutzlast ab [kg] 1.400 Nutzlast bis [kg] 1.800	2				24.5112-0470.3 331460 24.5112-0477.3 331299	L= 470 L= 477
➡	☐; → 10/01; + ABS; Nutzlast ab [kg] 1.400 Nutzlast bis [kg] 1.800; für Fahrzeuge ohne verstärktes Fahrwerk					24.5112-0315.3 330509	L= 315
➡	→ 10/01; - ABS; Nutzlast ab [kg] 1.400 Nutzlast bis [kg] 1.800; für Fahrzeuge ohne verstärktes Fahrwerk	1				24.5112-0340.3 330511	L= 340
➡	11/01→ 03/02; - ABS; Nutzlast ab [kg] 1.400 Nutzlast bis [kg] 1.800; für Fahrzeuge mit Trommelbremse an der Hinterachse	1				24.5112-0361.3 330649	L= 360 + Halter
➡	→ 10/01; - ABS; Nutzlast ab [kg] 1.400 Nutzlast bis [kg] 1.800; für Fahrzeuge mit verstärktem Fahrwerk	1				24.5112-0361.3 330649	L= 360 + Halter
➡	11/01→ 03/02; + ABS; Nutzlast ab [kg] 1.400 Nutzlast bis [kg] 1.800; für Fahrzeuge mit Scheibenbremse an der Hinterachse	2				83.6401-0159.3 330746	L= 160
➡	11/01→ 03/02; - ABS; Nutzlast ab [kg] 1.400 Nutzlast bis [kg] 1.800; für Fahrzeuge mit Scheibenbremse an der Hinterachse	2				83.6401-0159.3 330746	L= 160
↓							

	kw			 	! #		
<b>CITROËN - JUMPER Bus (230P) 02/94→04/02</b>							
<b>Bremsschlauch</b>							
2.5 TDi 2.5 TDi 4x4	79	12/96→11/00	←	S 15866410→; Nutzlast ab [kg] 1.400 Nutzlast bis [kg] 1.800	2	<b>24.5112-0461.3 330616</b>	L= 460
	79	12/96→11/00	←	→ S 15866409; Nutzlast ab [kg] 1.400 Nutzlast bis [kg] 1.800	2	<b>24.5112-0466.3 330579</b>	L= 462
			→	→ S 15866409; Nutzlast ab [kg] 1.400 Nutzlast bis [kg] 1.800	2	<b>24.5112-0465.3 330526</b>	L= 465
			→	→ S 15866409; Nutzlast ab [kg] 1.400 Nutzlast bis [kg] 1.800	2	<b>24.5112-0466.3 330579</b>	L= 462
			→	☐; + ABS; Nutzlast ab [kg] 1.400 Nutzlast bis [kg] 1.800; für Fahrzeuge ohne verstärktes Fahrwerk		<b>24.5112-0315.3 330509</b>	L= 315
			→	- ABS; Nutzlast ab [kg] 1.400 Nutzlast bis [kg] 1.800; für Fahrzeuge ohne verstärktes Fahrwerk	1	<b>24.5112-0340.3 330511</b>	L= 340
			→	- ABS; Nutzlast ab [kg] 1.400 Nutzlast bis [kg] 1.800; für Fahrzeuge mit verstärktem Fahrwerk	1	<b>24.5112-0361.3 330649</b>	L= 360 + Halter
2.8 D	64	01/99→02/02	←	S 15866410→ S 16206244; Nutzlast ab [kg] 1.400 Nutzlast bis [kg] 1.800	2	<b>24.5112-0461.3 330616</b>	L= 460
			←	→ S 15866409; Nutzlast ab [kg] 1.400 Nutzlast bis [kg] 1.800	2	<b>24.5112-0466.3 330579</b>	L= 462
			←	→ S 15866409; Nutzlast ab [kg] 1.400 Nutzlast bis [kg] 1.800	2	<b>24.5112-0465.3 330526</b>	L= 465
			←	→ S 15866409; Nutzlast ab [kg] 1.400 Nutzlast bis [kg] 1.800	2	<b>24.5112-0466.3 330579</b>	L= 462
			←	S 16205353→; Nutzlast ab [kg] 1.400 Nutzlast bis [kg] 1.800	2	<b>24.5112-0470.3 331460</b>	L= 470
			←	S 16205353→; Nutzlast ab [kg] 1.400 Nutzlast bis [kg] 1.800	2	<b>24.5112-0477.3 331299</b>	L= 477
			→	☐; → S 16206253; Nutzlast ab [kg] 1.400 Nutzlast bis [kg] 1.800; + ABS; für Fahrzeuge ohne verstärktes Fahrwerk		<b>24.5112-0315.3 330509</b>	L= 315
			→	→ S 16206244; Nutzlast ab [kg] 1.400 Nutzlast bis [kg] 1.800; - ABS; für Fahrzeuge ohne verstärktes Fahrwerk	1	<b>24.5112-0340.3 330511</b>	L= 340
			→	→ S 16206244; Nutzlast ab [kg] 1.400 Nutzlast bis [kg] 1.800; - ABS; für Fahrzeuge mit Trommelbremse an der Hinterachse	1	<b>24.5112-0361.3 330649</b>	L= 360 + Halter
		→	→ S 16206244; Nutzlast ab [kg] 1.400 Nutzlast bis [kg] 1.800; - ABS; für Fahrzeuge mit verstärktem Fahrwerk	1	<b>24.5112-0361.3 330649</b>	L= 360 + Halter	
		→	S 16194400→; Nutzlast ab [kg] 1.400 Nutzlast bis [kg] 1.800; + ABS; für Fahrzeuge mit Scheibenbremse an der Hinterachse	2	<b>83.6401-0159.3 330746</b>	L= 160	
		→	→ S 16206244; Nutzlast ab [kg] 1.400 Nutzlast bis [kg] 1.800; - ABS; für Fahrzeuge mit Scheibenbremse an der Hinterachse	2	<b>83.6401-0159.3 330746</b>	L= 160	
2.8 HDi 2.8 HDi 4x4	94 94	09/00→04/02 09/00→04/02	←	→ 10/01; Nutzlast ab [kg] 1.400 Nutzlast bis [kg] 1.800	2	<b>24.5112-0461.3 330616</b>	L= 460
			←	→ 10/01; Nutzlast ab [kg] 1.400 Nutzlast bis [kg] 1.800	2	<b>24.5112-0466.3 330579</b>	L= 462
			←	11/01→ 03/02; Nutzlast ab [kg] 1.400 Nutzlast bis [kg] 1.800	2	<b>24.5112-0470.3 331460</b>	L= 470
			←	11/01→ 03/02; Nutzlast ab [kg] 1.400 Nutzlast bis [kg] 1.800	2	<b>24.5112-0477.3 331299</b>	L= 477
			→	☐; → 10/01; + ABS; Nutzlast ab [kg] 1.400 Nutzlast bis [kg] 1.800; für Fahrzeuge ohne verstärktes Fahrwerk		<b>24.5112-0315.3 330509</b>	L= 315
			→	→ 10/01; - ABS; Nutzlast ab [kg] 1.400 Nutzlast bis [kg] 1.800; für Fahrzeuge ohne verstärktes Fahrwerk	1	<b>24.5112-0340.3 330511</b>	L= 340
			→	11/01→ 03/02; - ABS; Nutzlast ab [kg] 1.400 Nutzlast bis [kg] 1.800; für Fahrzeuge mit Trommelbremse an der Hinterachse	1	<b>24.5112-0361.3 330649</b>	L= 360 + Halter
			→	→ 10/01; - ABS; Nutzlast ab [kg] 1.400 Nutzlast bis [kg] 1.800; für Fahrzeuge mit verstärktem Fahrwerk	1	<b>24.5112-0361.3 330649</b>	L= 360 + Halter
		→	11/01→ 03/02; - ABS; Nutzlast ab [kg] 1.400 Nutzlast bis [kg] 1.800; für Fahrzeuge mit Scheibenbremse an der Hinterachse	2	<b>83.6401-0159.3 330746</b>	L= 160	
		→	11/01→ 03/02; + ABS; Nutzlast ab [kg] 1.400 Nutzlast bis [kg] 1.800; für Fahrzeuge mit Scheibenbremse an der Hinterachse	2	<b>83.6401-0159.3 330746</b>	L= 160	
<b>CITROËN - JUMPER Bus (244, Z_) 04/02→</b>							
<b>Bremssattel</b>							
2.0 2.0 HDi 2.2 HDi 2.8 HDi ↓	81 62 74 94	04/02→ 04/02→ 04/02→ 04/02→	←	☐; → 03/06; Nutzlast ab [kg] 1.000 Nutzlast bis [kg] 1.400; + ABS; 1-Kreis-Bremse		<b>24.3481-1795.5 240768</b>	- Halter



**CITROËN - JUMPER Bus (244, Z\_) 04/02→**

**Bremssattel**

2.0 2.0 HDi 2.2 HDi 2.8 HDi	81 62 74 94	04/02→ 04/02→ 04/02→ 04/02→	←	☐; → 03/06; Nutzlast ab [kg] 1.000 Nutzlast bis [kg] 1.400; + ABS; 1-Kreis-Bremse	24.3481-1796.5	240769	- Halter
			←	☐; → 03/06; Nutzlast [kg]: 1.800; + ABS; 1-Kreis-Bremse	24.3521-1715.5	240770	- Halter
			←	☐; → 03/06; Nutzlast [kg]: 1.800; + ABS; 1-Kreis-Bremse	24.3521-1716.5	240771	- Halter
			→	☐; → 03/06; Nutzlast ab [kg] 1.000 Nutzlast bis [kg] 1.800	24.3461-1701.5	240449	- Halter
			→	☐; → 03/06; Nutzlast ab [kg] 1.000 Nutzlast bis [kg] 1.800	24.3461-1702.5	240450	- Halter
2.0 bivalent	81	02/03→	←	☐; → 03/06; Nutzlast ab [kg] 1.000 Nutzlast bis [kg] 1.400; + ABS; 1-Kreis-Bremse	24.3481-1795.5	240768	- Halter
			←	☐; → 03/06; Nutzlast ab [kg] 1.000 Nutzlast bis [kg] 1.400; + ABS; 1-Kreis-Bremse	24.3481-1796.5	240769	- Halter
			←	☐; → 03/06; Nutzlast [kg]: 1.800; + ABS; 1-Kreis-Bremse	24.3521-1715.5	240770	- Halter
			←	☐; → 03/06; Nutzlast [kg]: 1.800; + ABS; 1-Kreis-Bremse	24.3521-1716.5	240771	- Halter
			→	☐; → 03/06	24.3461-1701.5	240449	- Halter
			→	☐; → 03/06	24.3461-1702.5	240450	- Halter
2.8 HDi Allrad	94	04/02→	→	☐; → 03/06	24.3461-1701.5	240449	- Halter
			→	☐; → 03/06	24.3461-1702.5	240450	- Halter

**Bremsschlauch**

2.0 2.0 HDi 2.2 HDi 2.8 HDi	81 62 74 94	04/02→ 04/02→ 04/02→ 04/02→	←	→ 03/06; Nutzlast ab [kg] 1.000 Nutzlast bis [kg] 1.800	2	24.5112-0470.3	331460	L= 470
			←	→ 03/06; Nutzlast ab [kg] 1.000 Nutzlast bis [kg] 1.800; - ABS;		24.5112-0477.3	331299	L= 477
			→	→ 03/06; Nutzlast ab [kg] 1.000 Nutzlast bis [kg] 1.800; - ABS; für Fahrzeuge mit Trommelbremse an der Hinterachse	1	24.5112-0361.3	330649	L= 360 + Halter
			→	→ 03/06; Nutzlast ab [kg] 1.000 Nutzlast bis [kg] 1.800; + ABS; für Fahrzeuge mit Scheibenbremse an der Hinterachse	2	83.6401-0159.3	330746	L= 160
2.8 HDi Allrad	94	04/02→	←	→ 03/06	2	24.5112-0470.3	331460	L= 470
			←	→ 03/06; - ABS; für Fahrzeuge mit Trommelbremse an der Hinterachse		24.5112-0477.3	331299	L= 477
			→	→ 03/06; - ABS; für Fahrzeuge mit Trommelbremse an der Hinterachse	1	24.5112-0361.3	330649	L= 360 + Halter
			→	→ 03/06; + ABS; für Fahrzeuge mit Scheibenbremse an der Hinterachse	2	83.6401-0159.3	330746	L= 160
			→	→ 03/06; - ABS; für Fahrzeuge mit Trommelbremse an der Hinterachse	2	83.6401-0159.3	330746	L= 160

**CITROËN - JUMPER Kasten 04/06→**

**Bremssattel**

2.0 BlueHDi 110 2.0 BlueHDi 130 2.0 BlueHDi 130 4x4 2.0 BlueHDi 160 2.0 BlueHDi 160 4x4 2.2 BlueHDi 120 2.2 BlueHDi 140 2.2 BlueHDi 165	81 96 96 120 120	04/16→09/19 04/16→09/19 04/16→09/19 04/16→09/19	←	☐; Nutzlast leicht 16Q; Nutzlast [kg]: 1.600; nicht für erhöhte Nutzlast	24.3521-1711.5	240755	BRE - Halter
			←	☐; Nutzlast 14Q; Nutzlast [kg]: 1.400	24.3521-1711.5	240755	BRE - Halter
2.2 BlueHDi 120 2.2 BlueHDi 140 2.2 BlueHDi 165 2.2 HDi 100	88 103 121 74	08/19→ 08/19→ 08/19→ 04/06→12/12	←	☐; → 02/11; Nutzlast leicht 16Q; Nutzlast [kg]: 1.600; nicht für erhöhte Nutzlast	24.3521-1711.5	240755	BRE - Halter
			←	☐; 03/11→; Nutzlast leicht 16Q; Nutzlast [kg]: 1.600; nicht für erhöhte Nutzlast	24.3521-1711.5	240755	BRE - Halter
			←	☐; → 02/11; Nutzlast leicht 16Q; Nutzlast [kg]: 1.600; nicht für erhöhte Nutzlast	24.3521-1712.5	240756	BRE - Halter

↓

**CITROËN - JUMPER Kasten 04/06→**

**Bremssattel**

2.2 HDi 100	74	04/06→12/12	←	☐; Nutzlast schwer 16Q; Nutzlast [kg]: 1.600; für erhöhte Nutzlast	24.3521-1713.5	240762	- Halter
			←	☐; → 02/11; Nutzlast schwer 16Q; Nutzlast [kg]: 1.600; für erhöhte Nutzlast	24.3521-1714.5	240763	- Halter
			→	☐	24.3481-1811.5	240758	BOS - Halter
			→	☐	24.3481-1812.5	240759	BOS - Halter
2.2 HDi 110 2.2 HDi 130 2.2 HDi 130 4x4 2.2 HDi 150 3.0 HDi 180	81 96	07/11→ 07/11→	←	☐; Nutzlast leicht 16Q; Nutzlast [kg]: 1.600; nicht für erhöhte Nutzlast	24.3521-1711.5	240755	BRE - Halter
			←	☐; Nutzlast 14Q; Nutzlast [kg]: 1.400; für Facelift	24.3521-1711.5	240755	BRE - Halter
	96 110 130	01/12→05/16 07/11→ 07/11→	←	☐; Nutzlast schwer 16Q; Nutzlast [kg]: 1.600; für erhöhte Nutzlast; nicht für Facelift	24.3521-1713.5	240762	- Halter
			→	☐; nicht für Facelift	24.3481-1811.5	240758	BOS - Halter
			→	☐; nicht für Facelift	24.3481-1812.5	240759	BOS - Halter
			→	☐; nicht für Facelift	24.3481-1812.5	240759	BOS - Halter
2.2 HDi 120 3.0 HDi 145 3.0 HDi 155 3.0 HDi 160	88 107 115 116	04/06→ 07/10→ 07/10→ 09/06→	←	☐; Nutzlast leicht 16Q; Nutzlast [kg]: 1.600; nicht für erhöhte Nutzlast	24.3521-1711.5	240755	BRE - Halter
			←	☐; Nutzlast 14Q; Nutzlast [kg]: 1.400; für Facelift	24.3521-1711.5	240755	BRE - Halter
			←	☐; → 02/11; Nutzlast leicht 16Q; Nutzlast [kg]: 1.600; nicht für erhöhte Nutzlast	24.3521-1712.5	240756	BRE - Halter
			←	☐; Nutzlast schwer 16Q; Nutzlast [kg]: 1.600; für erhöhte Nutzlast; nicht für Facelift	24.3521-1713.5	240762	- Halter
			←	☐; → 02/11; Nutzlast schwer 16Q; Nutzlast [kg]: 1.600; für erhöhte Nutzlast	24.3521-1714.5	240763	- Halter
			→	☐; nicht für Facelift	24.3481-1811.5	240758	BOS - Halter
			→	☐; nicht für Facelift	24.3481-1812.5	240759	BOS - Halter

**Bremsschlauch**

2.0 BlueHDi 110	81	04/16→09/19	←		2	24.5112-0492.3	331217	L= 492
2.0 BlueHDi 130	96	04/16→09/19	→	für Fahrzeuge ohne Spurverbreiterung	2	24.5112-0417.3	331298	L= 417
2.0 BlueHDi 130 4x4	96	04/16→09/19	→	für Fahrzeuge mit Spurverbreiterung	2	83.7101-9489.3	330906	L= 488,5
2.0 BlueHDi 160	120	04/16→09/19						
2.0 BlueHDi 160 4x4	120	04/16→09/19						
2.2 BlueHDi 120	88	08/19→						
2.2 BlueHDi 140	103	08/19→						
2.2 BlueHDi 165	121	08/19→						
2.2 HDi 100	74	04/06→12/12						
2.2 HDi 110	81	07/11→						
2.2 HDi 120	88	04/06→						
2.2 HDi 130	96	07/11→						
2.2 HDi 130 4x4	96	01/12→05/16						
2.2 HDi 150	110	07/11→						
3.0 HDi 145	107	07/10→						
3.0 HDi 155	115	07/10→						
3.0 HDi 160	116	09/06→						
3.0 HDi 180	130	07/11→						









**CITROËN - JUMPER Kasten (230L) 02/94→08/02**










**Bremssattel**

1.9 D 1.9 D	50 51	07/99→04/02 02/94→04/02	←	☐; → 10/01; Nutzlast [kg]: 1.000; - ABS	24.3481-1719.5	240155	TRW - Halter
			←	☐; → 10/01; Nutzlast [kg]: 1.000; - ABS	24.3481-1720.5	240156	TRW - Halter
			←	☐; 11/01→ 03/02; Nutzlast [kg]: 1.000; + ABS	24.3481-1795.5	240768	- Halter
			←	☐; 11/01→ 03/02; Nutzlast [kg]: 1.000; + ABS	24.3481-1796.5	240769	- Halter
			→	☐; 11/01→ 03/02; Nutzlast [kg]: 1.000	24.3461-1701.5	240449	- Halter
			→	☐; 11/01→ 03/02; Nutzlast [kg]: 1.000	24.3461-1702.5	240450	- Halter
1.9 TD 1.9 TD	66 68	03/94→04/02 03/94→04/02	←	☐; → 10/01; Nutzlast ab [kg] 1.000 Nutzlast bis [kg] 1.400; - ABS	24.3481-1719.5	240155	TRW - Halter
			←	☐; → 10/01; Nutzlast ab [kg] 1.000 Nutzlast bis [kg] 1.400; - ABS	24.3481-1720.5	240156	TRW - Halter
			←	☐; 11/01→ 03/02; Nutzlast ab [kg] 1.000 Nutzlast bis [kg] 1.400; + ABS	24.3481-1795.5	240768	- Halter
			←	☐; 11/01→ 03/02; Nutzlast ab [kg] 1.000 Nutzlast bis [kg] 1.400; + ABS	24.3481-1796.5	240769	- Halter








↓



	kw			 	! #		
<b>CITROËN - JUMPER Kasten (230L) 02/94→08/02</b>							
 <b>Bremssattel</b>							
1.9 TD 1.9 TD	66	03/94→04/02 03/94→04/02	➡	☐; 11/01→ 03/02; Nutzlast ab [kg] 1.000 Nutzlast bis [kg] 1.400	24.3461-1701.5	240449	- Halter
	68		➡	☐; 11/01→ 03/02; Nutzlast ab [kg] 1.000 Nutzlast bis [kg] 1.400	24.3461-1702.5	240450	- Halter
2.0	80	03/94→04/02	←	☐; → 10/01; Nutzlast ab [kg] 1.000 Nutzlast bis [kg] 1.400; - ABS	24.3481-1719.5	240155	TRW - Halter
			←	☐; → 10/01; Nutzlast ab [kg] 1.000 Nutzlast bis [kg] 1.400; - ABS	24.3481-1720.5	240156	TRW - Halter
			←	☐; 11/01→ 03/02; Nutzlast ab [kg] 1.000 Nutzlast bis [kg] 1.400; + ABS	24.3481-1795.5	240768	- Halter
			←	☐; 11/01→ 03/02; Nutzlast ab [kg] 1.000 Nutzlast bis [kg] 1.400; + ABS	24.3481-1796.5	240769	- Halter
			←	☐; 11/01→ 03/02; Nutzlast [kg]: 1.800; + ABS	24.3521-1715.5	240770	- Halter
			←	☐; 11/01→ 03/02; Nutzlast [kg]: 1.800; + ABS	24.3521-1716.5	240771	- Halter
			➡	☐; 11/01→ 03/02; Nutzlast ab [kg] 1.000 Nutzlast bis [kg] 1.800	24.3461-1701.5	240449	- Halter
			➡	☐; 11/01→ 03/02; Nutzlast ab [kg] 1.000 Nutzlast bis [kg] 1.800	24.3461-1702.5	240450	- Halter
2.0 4x4	80	10/96→01/02	←	☐; → 10/01; Nutzlast ab [kg] 1.000 Nutzlast bis [kg] 1.400; - ABS	24.3481-1719.5	240155	TRW - Halter
			←	☐; → 10/01; Nutzlast ab [kg] 1.000 Nutzlast bis [kg] 1.400; - ABS	24.3481-1720.5	240156	TRW - Halter
			←	☐; 11/01→; Nutzlast ab [kg] 1.000 Nutzlast bis [kg] 1.400; + ABS	24.3481-1795.5	240768	- Halter
			←	☐; 11/01→; Nutzlast ab [kg] 1.000 Nutzlast bis [kg] 1.400; + ABS	24.3481-1796.5	240769	- Halter
			←	☐; 11/01→; Nutzlast [kg]: 1.800; + ABS	24.3521-1715.5	240770	- Halter
			←	☐; 11/01→; Nutzlast [kg]: 1.800; + ABS	24.3521-1716.5	240771	- Halter
			➡	☐; 11/01→; Nutzlast ab [kg] 1.000 Nutzlast bis [kg] 1.800	24.3461-1701.5	240449	- Halter
			➡	☐; 11/01→; Nutzlast ab [kg] 1.000 Nutzlast bis [kg] 1.800	24.3461-1702.5	240450	- Halter
2.0 HDI	62	11/01→04/02	←	☐; → 03/02; Nutzlast ab [kg] 1.000 Nutzlast bis [kg] 1.400; + ABS	24.3481-1795.5	240768	- Halter
			←	☐; → 03/02; Nutzlast ab [kg] 1.000 Nutzlast bis [kg] 1.400; + ABS	24.3481-1796.5	240769	- Halter
			←	☐; → 03/02; Nutzlast [kg]: 1.800; + ABS	24.3521-1715.5	240770	- Halter
			←	☐; → 03/02; Nutzlast [kg]: 1.800; + ABS	24.3521-1716.5	240771	- Halter
			➡	☐; → 03/02; Nutzlast ab [kg] 1.000 Nutzlast bis [kg] 1.800	24.3461-1701.5	240449	- Halter
			➡	☐; → 03/02; Nutzlast ab [kg] 1.000 Nutzlast bis [kg] 1.800	24.3461-1702.5	240450	- Halter
2.5 D 2.5 D 4x4	63	03/94→04/02 03/00→04/02	←	☐; → 10/01; Nutzlast [kg]: 1.400; - ABS	24.3481-1719.5	240155	TRW - Halter
	63		←	☐; → 10/01; Nutzlast [kg]: 1.400; - ABS	24.3481-1720.5	240156	TRW - Halter
			←	☐; 11/01→ 03/02; Nutzlast [kg]: 1.400; + ABS	24.3481-1795.5	240768	- Halter
			←	☐; 11/01→ 03/02; Nutzlast [kg]: 1.400; + ABS	24.3481-1796.5	240769	- Halter
			←	☐; 11/01→ 03/02; Nutzlast [kg]: 1.800; + ABS	24.3521-1715.5	240770	- Halter
			←	☐; 11/01→ 03/02; Nutzlast [kg]: 1.800; + ABS	24.3521-1716.5	240771	- Halter
			➡	☐; 11/01→ 03/02; Nutzlast ab [kg] 1.400 Nutzlast bis [kg] 1.800	24.3461-1701.5	240449	- Halter
			➡	☐; 11/01→ 03/02; Nutzlast ab [kg] 1.400 Nutzlast bis [kg] 1.800	24.3461-1702.5	240450	- Halter
2.5 DT 4x4 2.5 TDi 2.5 TDi 4x4	76	10/96→08/97	←	☐; Nutzlast [kg]: 1.400; - ABS	24.3481-1711.5	240129	TRW - Halter
	79	12/96→11/00	←	☐; Nutzlast [kg]: 1.400; - ABS	24.3481-1712.5	240130	TRW - Halter
2.5 TD 2.8 HDi 2.8 HDi 4x4	76	03/94→04/02 09/00→04/02 09/00→04/02	←	☐; → 10/01; Nutzlast [kg]: 1.400; - ABS	24.3481-1711.5	240129	TRW - Halter
	94		←	☐; → 10/01; Nutzlast [kg]: 1.400; - ABS	24.3481-1712.5	240130	TRW - Halter
	94		←	☐; 11/01→ 03/02; Nutzlast [kg]: 1.800; + ABS	24.3521-1715.5	240770	- Halter
			←	☐; 11/01→ 03/02; Nutzlast [kg]: 1.800; + ABS	24.3521-1716.5	240771	- Halter
			➡	☐; 11/01→ 03/02; Nutzlast ab [kg] 1.400 Nutzlast bis [kg] 1.800	24.3461-1701.5	240449	- Halter
↓							

	kw			 	! #			
<b>CITROËN - JUMPER Kasten (230L) 02/94→08/02</b>								
 <b>Bremssattel</b>								
2.5 TD 2.8 HDi 2.8 HDi 4x4	76 94 94	03/94→04/02 09/00→04/02 09/00→04/02	➔	☐; 11/01→ 03/02; Nutzlast ab [kg] 1.400 Nutzlast bis [kg] 1.800		24.3461-1702.5 240450	- Halter	
<b>Zubehörsatz, Bremssattel</b>								
1.9 D 1.9 D	50 51	07/99→04/02 02/94→04/02	➔	→ 10/01; Nutzlast [kg]: 1.000; + ABS		24.0101-4804.2 260050	TRW	
1.9 TD 1.9 TD 2.0 2.0 4x4	66 68 80 80	03/94→04/02 03/94→04/02 03/94→04/02 10/96→01/02	➔	→ 10/01; Nutzlast ab [kg] 1.000 Nutzlast bis [kg] 1.400; + ABS		24.0101-4804.2 260050	TRW	
2.5 D 2.5 D 4x4	63 63	03/94→04/02 03/00→04/02	➔	→ 10/01; Nutzlast [kg]: 1.400; + ABS		24.0101-4804.2 260050	TRW	
 <b>Bremsschlauch</b>								
1.9 D 1.9 D	50 51	07/99→04/02 02/94→04/02	➔	S 15866410→; → 10/01; Nutzlast [kg]: 1.000	2	24.5112-0461.3 24.5112-0466.3	330616 330579	L= 460 L= 462
			➔	→ S 15866409; Nutzlast [kg]: 1.000	2	24.5112-0465.3 24.5112-0466.3	330526 330579	L= 465 L= 462
			➔	11/01→ 03/02; Nutzlast [kg]: 1.000	2	24.5112-0470.3 24.5112-0477.3	331460 331299	L= 470 L= 477
			➔	☐; → 10/01; Nutzlast [kg]: 1.000; + ABS; für Fahrzeuge ohne verstärktes Fahrwerk		24.5112-0315.3	330509	L= 315
			➔	→ 10/01; Nutzlast [kg]: 1.000; - ABS; für Fahrzeuge ohne verstärktes Fahrwerk	1	24.5112-0340.3	330511	L= 340
			➔	11/01→ 03/02; Nutzlast [kg]: 1.000; - ABS; für Fahrzeuge mit Trommelbremse an der Hinterachse	1	24.5112-0361.3	330649	L= 360 + Halter
			➔	→ 10/01; Nutzlast [kg]: 1.000; - ABS; für Fahrzeuge mit verstärktem Fahrwerk	1	24.5112-0361.3	330649	L= 360 + Halter
			➔	11/01→ 03/02; Nutzlast [kg]: 1.000; + ABS; für Fahrzeuge mit Scheibenbremse an der Hinterachse	2	83.6401-0159.3	330746	L= 160
			➔	11/01→ 03/02; Nutzlast [kg]: 1.000; - ABS; für Fahrzeuge mit Scheibenbremse an der Hinterachse	1	83.6401-0159.3	330746	L= 160
1.9 TD 1.9 TD	66 68	03/94→04/02 03/94→04/02	➔	S 15866410→; → 10/01; Nutzlast ab [kg] 1.000 Nutzlast bis [kg] 1.400	2	24.5112-0461.3 24.5112-0466.3	330616 330579	L= 460 L= 462
			➔	→ S 15866409; Nutzlast ab [kg] 1.000 Nutzlast bis [kg] 1.400	2	24.5112-0465.3 24.5112-0466.3	330526 330579	L= 465 L= 462
			➔	11/01→ 03/02; Nutzlast ab [kg] 1.000 Nutzlast bis [kg] 1.400	2	24.5112-0470.3 24.5112-0477.3	331460 331299	L= 470 L= 477
			➔	☐; → 10/01; Nutzlast ab [kg] 1.000 Nutzlast bis [kg] 1.400; + ABS; für Fahrzeuge ohne verstärktes Fahrwerk		24.5112-0315.3	330509	L= 315
			➔	→ 10/01; Nutzlast ab [kg] 1.000 Nutzlast bis [kg] 1.400; - ABS; für Fahrzeuge ohne verstärktes Fahrwerk	1	24.5112-0340.3	330511	L= 340
			➔	→ 10/01; Nutzlast ab [kg] 1.000 Nutzlast bis [kg] 1.400; - ABS; für Fahrzeuge mit verstärktem Fahrwerk	1	24.5112-0361.3	330649	L= 360 + Halter
			➔	11/01→ 03/02; Nutzlast ab [kg] 1.000 Nutzlast bis [kg] 1.400; - ABS; für Fahrzeuge mit Trommelbremse an der Hinterachse	1	24.5112-0361.3	330649	L= 360 + Halter
			➔	11/01→ 03/02; Nutzlast ab [kg] 1.000 Nutzlast bis [kg] 1.400; + ABS; für Fahrzeuge mit Scheibenbremse an der Hinterachse	2	83.6401-0159.3	330746	L= 160
			➔	11/01→ 03/02; Nutzlast ab [kg] 1.000 Nutzlast bis [kg] 1.400; - ABS; für Fahrzeuge mit Scheibenbremse an der Hinterachse	1	83.6401-0159.3	330746	L= 160
2.0	80	03/94→04/02	➔	S 15866410→; → 10/01; Nutzlast ab [kg] 1.000 Nutzlast bis [kg] 1.800	2	24.5112-0461.3 24.5112-0466.3	330616 330579	L= 460 L= 462
			➔	→ S 15866409; Nutzlast ab [kg] 1.000 Nutzlast bis [kg] 1.800	2	24.5112-0465.3 24.5112-0466.3	330526 330579	L= 465 L= 462
			➔	11/01→ 03/02; Nutzlast ab [kg] 1.000 Nutzlast bis [kg] 1.800	2	24.5112-0470.3 24.5112-0477.3	331460 331299	L= 470 L= 477
↓								



	kw			 	! #			
<b>CITROËN - JUMPER Kasten (230L) 02/94→08/02</b>								
<b>Bremsschlauch</b>								
2.0	80	03/94→04/02	➡	☐; → 10/01; Nutzlast ab [kg] 1.000 Nutzlast bis [kg] 1.800; + ABS; für Fahrzeuge ohne verstärktes Fahrwerk	1	24.5112-0315.3	330509	L= 315
			➡	→ 10/01; Nutzlast ab [kg] 1.000 Nutzlast bis [kg] 1.800; - ABS; für Fahrzeuge ohne verstärktes Fahrwerk	1	24.5112-0340.3	330511	L= 340
			➡	11/01→ 03/02; Nutzlast ab [kg] 1.000 Nutzlast bis [kg] 1.800; - ABS; für Fahrzeuge mit Trommelbremse an der Hinterachse	1	24.5112-0361.3	330649	L= 360 + Halter
			➡	→ 10/01; Nutzlast ab [kg] 1.000 Nutzlast bis [kg] 1.800; - ABS; für Fahrzeuge mit verstärktem Fahrwerk	1	24.5112-0361.3	330649	L= 360 + Halter
			➡	11/01→ 03/02; Nutzlast ab [kg] 1.000 Nutzlast bis [kg] 1.800; - ABS; für Fahrzeuge mit Scheibenbremse an der Hinterachse	1	83.6401-0159.3	330746	L= 160
			➡	11/01→ 03/02; Nutzlast ab [kg] 1.000 Nutzlast bis [kg] 1.800; + ABS; für Fahrzeuge mit Scheibenbremse an der Hinterachse	2	83.6401-0159.3	330746	L= 160
2.0 4x4	80	10/96→01/02	←	S 15866410→; → 10/01; Nutzlast ab [kg] 1.000 Nutzlast bis [kg] 1.800	2	24.5112-0461.3	330616	L= 460
						24.5112-0466.3	330579	L= 462
			←	→ S 15866409; Nutzlast ab [kg] 1.000 Nutzlast bis [kg] 1.800	2	24.5112-0465.3	330526	L= 465
						24.5112-0466.3	330579	L= 462
			←	11/01→; Nutzlast ab [kg] 1.000 Nutzlast bis [kg] 1.800	2	24.5112-0470.3	331460	L= 470
						24.5112-0477.3	331299	L= 477
			➡	☐; → 10/01; Nutzlast ab [kg] 1.000 Nutzlast bis [kg] 1.800; + ABS; für Fahrzeuge ohne verstärktes Fahrwerk		24.5112-0315.3	330509	L= 315
			➡	→ 10/01; Nutzlast ab [kg] 1.000 Nutzlast bis [kg] 1.800; - ABS; für Fahrzeuge ohne verstärktes Fahrwerk	1	24.5112-0340.3	330511	L= 340
			➡	11/01→; Nutzlast ab [kg] 1.000 Nutzlast bis [kg] 1.800; - ABS; für Fahrzeuge mit Trommelbremse an der Hinterachse	1	24.5112-0361.3	330649	L= 360 + Halter
➡	→ 10/01; Nutzlast ab [kg] 1.000 Nutzlast bis [kg] 1.800; - ABS; für Fahrzeuge mit verstärktem Fahrwerk	1	24.5112-0361.3	330649	L= 360 + Halter			
➡	11/01→; Nutzlast ab [kg] 1.000 Nutzlast bis [kg] 1.800; + ABS; für Fahrzeuge mit Scheibenbremse an der Hinterachse	2	83.6401-0159.3	330746	L= 160			
➡	11/01→; Nutzlast ab [kg] 1.000 Nutzlast bis [kg] 1.800; - ABS; für Fahrzeuge mit Scheibenbremse an der Hinterachse	1	83.6401-0159.3	330746	L= 160			
2.0 HDI	62	11/01→04/02	←	→ 03/02; Nutzlast ab [kg] 1.000 Nutzlast bis [kg] 1.800	2	24.5112-0470.3	331460	L= 470
						24.5112-0477.3	331299	L= 477
			➡	→ 03/02; Nutzlast ab [kg] 1.000 Nutzlast bis [kg] 1.800; - ABS; für Fahrzeuge mit Trommelbremse an der Hinterachse	1	24.5112-0361.3	330649	L= 360 + Halter
			➡	→ 03/02; Nutzlast ab [kg] 1.000 Nutzlast bis [kg] 1.800; + ABS; für Fahrzeuge mit Scheibenbremse an der Hinterachse	2	83.6401-0159.3	330746	L= 160
➡	→ 03/02; Nutzlast ab [kg] 1.000 Nutzlast bis [kg] 1.800; - ABS; für Fahrzeuge mit Scheibenbremse an der Hinterachse	1	83.6401-0159.3	330746	L= 160			
2.5 D 2.5 D 4x4 2.5 TD	63	03/94→04/02	←	S 15866410→; → 10/01; Nutzlast ab [kg] 1.400 Nutzlast bis [kg] 1.800	2	24.5112-0461.3	330616	L= 460
	63	03/00→04/02				24.5112-0466.3	330579	L= 462
	76	03/94→04/02	←	→ S 15866409; Nutzlast ab [kg] 1.400 Nutzlast bis [kg] 1.800	2	24.5112-0465.3	330526	L= 465
						24.5112-0466.3	330579	L= 462
			←	11/01→ 03/02; Nutzlast ab [kg] 1.400 Nutzlast bis [kg] 1.800	2	24.5112-0470.3	331460	L= 470
						24.5112-0477.3	331299	L= 477
		➡	☐; → 10/01; Nutzlast ab [kg] 1.400 Nutzlast bis [kg] 1.800; + ABS; für Fahrzeuge ohne verstärktes Fahrwerk		24.5112-0315.3	330509	L= 315	
		➡	→ 10/01; Nutzlast ab [kg] 1.400 Nutzlast bis [kg] 1.800; - ABS; für Fahrzeuge ohne verstärktes Fahrwerk	1	24.5112-0340.3	330511	L= 340	



**CITROËN - JUMPER Kasten (230L) 02/94→08/02**











 **Bremsschlauch**

2.5 D 2.5 D 4x4 2.5 TD	63	03/94→04/02	➔	→ 10/01; Nutzlast ab [kg] 1.400 Nutzlast bis [kg] 1.800; - ABS; für Fahrzeuge mit verstärktem Fahrwerk	1	24.5112-0361.3	330649	L= 360 + Halter
	63	03/00→04/02	➔	11/01→ 03/02; Nutzlast ab [kg] 1.400 Nutzlast bis [kg] 1.800; - ABS; für Fahrzeuge mit Trommelbremse an der Hinterachse	1	24.5112-0361.3	330649	L= 360 + Halter
	76	03/94→04/02	➔	11/01→ 03/02; Nutzlast ab [kg] 1.400 Nutzlast bis [kg] 1.800; + ABS; für Fahrzeuge mit Scheibenbremse an der Hinterachse	2	83.6401-0159.3	330746	L= 160
				11/01→ 03/02; Nutzlast ab [kg] 1.400 Nutzlast bis [kg] 1.800; - ABS; für Fahrzeuge mit Scheibenbremse an der Hinterachse	1	83.6401-0159.3	330746	L= 160
2.5 TDi 2.5 TDi 4x4	79	12/96→11/00	←	S 15866410→; Nutzlast ab [kg] 1.400 Nutzlast bis [kg] 1.800	2	24.5112-0461.3	330616	L= 460
	79	03/00→11/00	←	→ S 15866409; Nutzlast ab [kg] 1.400 Nutzlast bis [kg] 1.800	2	24.5112-0465.3	330526	L= 465
				24.5112-0466.3	330579	L= 462		
				➔ □; Nutzlast ab [kg] 1.400 Nutzlast bis [kg] 1.800; + ABS; für Fahrzeuge ohne verstärktes Fahrwerk		24.5112-0315.3	330509	L= 315
				➔ Nutzlast ab [kg] 1.400 Nutzlast bis [kg] 1.800; - ABS; für Fahrzeuge ohne verstärktes Fahrwerk	1	24.5112-0340.3	330511	L= 340
			➔ Nutzlast ab [kg] 1.400 Nutzlast bis [kg] 1.800; - ABS; für Fahrzeuge mit verstärktem Fahrwerk	1	24.5112-0361.3	330649	L= 360 + Halter	
2.8 HDi 2.8 HDi 4x4	94	09/00→04/02	←	→ 10/01; Nutzlast ab [kg] 1.400 Nutzlast bis [kg] 1.800	2	24.5112-0461.3	330616	L= 460
	94	09/00→04/02	←	11/01→ 03/02; Nutzlast ab [kg] 1.400 Nutzlast bis [kg] 1.800	2	24.5112-0470.3	331460	L= 470
				24.5112-0477.3	331299	L= 477		
				➔ □; → 10/01; Nutzlast ab [kg] 1.400 Nutzlast bis [kg] 1.800; + ABS; für Fahrzeuge ohne verstärktes Fahrwerk		24.5112-0315.3	330509	L= 315
				➔ → 10/01; Nutzlast ab [kg] 1.400 Nutzlast bis [kg] 1.800; - ABS; für Fahrzeuge ohne verstärktes Fahrwerk	1	24.5112-0340.3	330511	L= 340
				➔ 11/01→ 03/02; Nutzlast ab [kg] 1.400 Nutzlast bis [kg] 1.800; - ABS; für Fahrzeuge mit Trommelbremse an der Hinterachse	1	24.5112-0361.3	330649	L= 360 + Halter
				➔ → 10/01; Nutzlast ab [kg] 1.400 Nutzlast bis [kg] 1.800; - ABS; für Fahrzeuge mit verstärktem Fahrwerk	1	24.5112-0361.3	330649	L= 360 + Halter
				➔ 11/01→ 03/02; Nutzlast ab [kg] 1.400 Nutzlast bis [kg] 1.800; - ABS; für Fahrzeuge mit Scheibenbremse an der Hinterachse	1	83.6401-0159.3	330746	L= 160
			➔ 11/01→ 03/02; Nutzlast ab [kg] 1.400 Nutzlast bis [kg] 1.800; + ABS; für Fahrzeuge mit Scheibenbremse an der Hinterachse	2	83.6401-0159.3	330746	L= 160	

**CITROËN - JUMPER Kasten (244) 04/02→**

 **Bremssattel**

2.0 2.0 HDi 2.2 HDi 2.8 HDi 2.8 HDi	81	04/02→	←	□; → 03/06; Nutzlast ab [kg] 1.000 Nutzlast bis [kg] 1.400; + ABS; 1-Kreis-Bremse		24.3481-1795.5	240768	- Halter
	62	04/02→	←	□; → 03/06; Nutzlast ab [kg] 1.000 Nutzlast bis [kg] 1.400; + ABS; 1-Kreis-Bremse		24.3481-1796.5	240769	- Halter
	74	04/02→	←	□; → 03/06; Nutzlast [kg]: 1.800; + ABS; 1-Kreis-Bremse		24.3521-1715.5	240770	- Halter
	94	04/02→	←	□; → 03/06; Nutzlast [kg]: 1.800; + ABS; 1-Kreis-Bremse		24.3521-1716.5	240771	- Halter
	107	05/04→	➔	□; → 03/06; Nutzlast ab [kg] 1.000 Nutzlast bis [kg] 1.800		24.3461-1701.5	240449	- Halter
				➔ □; → 03/06; Nutzlast ab [kg] 1.000 Nutzlast bis [kg] 1.800		24.3461-1702.5	240450	- Halter
2.0 bivalent 2.8 HDi 4x4  ↓	81 94	02/03→ 04/02→	←	□; → 03/06; Nutzlast ab [kg] 1.000 Nutzlast bis [kg] 1.400; + ABS; 1-Kreis-Bremse		24.3481-1795.5	240768	- Halter

	kw			 	! #					
<b>CITROËN - JUMPER Kasten (244) 04/02→</b>										
 <b>Bremssattel</b>										
2.0 bivalent 2.8 HDi 4x4	81 94	02/03→ 04/02→	←	☐; → 03/06; Nutzlast ab [kg] 1.000 Nutzlast bis [kg] 1.400; + ABS; 1-Kreis-Bremse	24.3481-1796.5	240769	- Halter			
			←	☐; → 03/06; Nutzlast [kg]: 1.800; + ABS; 1-Kreis-Bremse	24.3521-1715.5	240770	- Halter			
			←	☐; → 03/06; Nutzlast [kg]: 1.800; + ABS; 1-Kreis-Bremse	24.3521-1716.5	240771	- Halter			
			→	☐; → 03/06	24.3461-1701.5	240449	- Halter			
			→	☐; → 03/06; Nutzlast ab [kg] 1.000 Nutzlast bis [kg] 1.800	24.3461-1701.5	240449	- Halter			
			→	☐; → 03/06	24.3461-1702.5	240450	- Halter			
			→	☐; → 03/06; Nutzlast ab [kg] 1.000 Nutzlast bis [kg] 1.800	24.3461-1702.5	240450	- Halter			
 <b>Bremsschlauch</b>										
2.0 2.0 bivalent 2.0 HDi 2.2 HDi 2.8 HDi 2.8 HDi	81 81 62 74 94 107	04/02→ 02/03→ 04/02→ 04/02→ 04/02→ 05/04→	←	→ 03/06; Nutzlast ab [kg] 1.000 Nutzlast bis [kg] 1.800	2	24.5112-0470.3	331460	L= 470		
						24.5112-0477.3	331299	L= 477		
			→	→ 03/06; Nutzlast ab [kg] 1.000 Nutzlast bis [kg] 1.800; - ABS; für Fahrzeuge mit Trommelbremse an der Hinterachse	1	24.5112-0361.3	330649	L= 360 + Halter		
			→	→ 03/06; Nutzlast ab [kg] 1.000 Nutzlast bis [kg] 1.800; + ABS; für Fahrzeuge mit Scheibenbremse an der Hinterachse	2	83.6401-0159.3	330746	L= 160		
			→	→ 03/06; Nutzlast ab [kg] 1.000 Nutzlast bis [kg] 1.800; - ABS; für Fahrzeuge mit Trommelbremse an der Hinterachse	2	83.6401-0159.3	330746	L= 160		
			2.8 HDi 4x4	94	04/02→	←	→ 03/06; Nutzlast ab [kg] 1.000 Nutzlast bis [kg] 1.800	2	24.5112-0470.3	331460
			←	→ 03/06	2	24.5112-0477.3	331299	L= 477		
			→	→ 03/06; - ABS; für Fahrzeuge mit Trommelbremse an der Hinterachse	1	24.5112-0361.3	330649	L= 360 + Halter		
			→	→ 03/06; Nutzlast ab [kg] 1.000 Nutzlast bis [kg] 1.800; - ABS; für Fahrzeuge mit Trommelbremse an der Hinterachse	1	24.5112-0361.3	330649	L= 360 + Halter		
			→	→ 03/06; Nutzlast ab [kg] 1.000 Nutzlast bis [kg] 1.800; + ABS; für Fahrzeuge mit Scheibenbremse an der Hinterachse	2	83.6401-0159.3	330746	L= 160		
			→	→ 03/06; Nutzlast ab [kg] 1.000 Nutzlast bis [kg] 1.800; - ABS; für Fahrzeuge mit Trommelbremse an der Hinterachse	2	83.6401-0159.3	330746	L= 160		
			→	→ 03/06; - ABS; für Fahrzeuge mit Trommelbremse an der Hinterachse	2	83.6401-0159.3	330746	L= 160		
			→	→ 03/06; + ABS; für Fahrzeuge mit Scheibenbremse an der Hinterachse	2	83.6401-0159.3	330746	L= 160		
<b>CITROËN - JUMPER Pritsche/Fahrgestell 04/06→</b>										
 <b>Bremssattel</b>										
2.0 BlueHDi 110 2.0 BlueHDi 130 2.0 BlueHDi 130 4x4 2.0 BlueHDi 160 2.0 BlueHDi 160 4x4 2.2 BlueHDi 120 2.2 BlueHDi 140 2.2 BlueHDi 165	81 96 96 120 120 88 103 121	04/16→09/19 04/16→09/19 04/16→09/19 04/16→09/19 04/16→09/19 08/19→ 08/19→ 08/19→	←	☐; Nutzlast leicht 16Q; Nutzlast [kg]: 1.600; nicht für erhöhte Nutzlast	24.3521-1711.5	240755	BRE - Halter			
			←	☐; Nutzlast 14Q; Nutzlast [kg]: 1.400	24.3521-1711.5	240755	BRE - Halter			
			2.2 HDi 100 2.2 HDi 120 3.0 HDi 145 3.0 HDi 160	74 88 107 116	04/06→ 04/06→ 07/10→ 09/06→	←	☐; Nutzlast leicht 16Q; Nutzlast [kg]: 1.600; nicht für erhöhte Nutzlast	24.3521-1711.5	240755	BRE - Halter
						←	☐; Nutzlast 14Q; Nutzlast [kg]: 1.400; für Facelift	24.3521-1711.5	240755	BRE - Halter
						←	☐; → 02/11; Nutzlast leicht 16Q; Nutzlast [kg]: 1.600; nicht für erhöhte Nutzlast	24.3521-1712.5	240756	BRE - Halter



**CITROËN - JUMPER Pritsche/Fahrgestell 04/06→**

**Bremssattel**

2.2 HDi 100 2.2 HDi 120 3.0 HDi 145 3.0 HDi 160	74 88 107 116	04/06→ 04/06→ 07/10→ 09/06→	←	☐; Nutzlast schwer 16Q; Nutzlast [kg]: 1.600; für erhöhte Nutzlast; nicht für Facelift	24.3521-1713.5	240762	- Halter			
			←	☐; → 02/11; Nutzlast schwer 16Q; Nutzlast [kg]: 1.600; für erhöhte Nutzlast				24.3521-1714.5	240763	- Halter
			→	☐; nicht für Facelift				24.3481-1811.5	240758	BOS - Halter
			→	☐; nicht für Facelift				24.3481-1812.5	240759	BOS - Halter
2.2 HDi 110 2.2 HDi 130 2.2 HDi 150 3.0 HDi 180	81 96 110 130	07/11→ 07/11→ 07/11→ 07/11→	←	☐; Nutzlast leicht 16Q; Nutzlast [kg]: 1.600; nicht für erhöhte Nutzlast	24.3521-1711.5	240755	BRE - Halter			
			←	☐; Nutzlast 14Q; Nutzlast [kg]: 1.400; für Facelift				24.3521-1711.5	240755	BRE - Halter
			←	☐; Nutzlast schwer 16Q; Nutzlast [kg]: 1.600; für erhöhte Nutzlast; nicht für Facelift				24.3521-1713.5	240762	- Halter
			→	☐; nicht für Facelift				24.3481-1811.5	240758	BOS - Halter
			→	☐; nicht für Facelift				24.3481-1812.5	240759	BOS - Halter

**Bremsschlauch**










2.0 BlueHDi 110	81	04/16→09/19	←		2	24.5112-0492.3	331217	L= 492
2.0 BlueHDi 130	96	04/16→09/19	←		2	24.5112-0417.3	331298	L= 417
2.0 BlueHDi 130 4x4	96	04/16→09/19	→	für Fahrzeuge ohne Spurverbreiterung	2	24.5112-0417.3	331298	L= 417
2.0 BlueHDi 160	120	04/16→09/19	→	für Fahrzeuge mit Spurverbreiterung	2	83.7101-9489.3	330906	L= 488,5
2.0 BlueHDi 160 4x4	120	04/16→09/19	→	für Fahrzeuge mit Spurverbreiterung	2	83.7101-9489.3	330906	L= 488,5
2.2 BlueHDi 120	88	08/19→						
2.2 BlueHDi 140	103	08/19→						
2.2 BlueHDi 165	121	08/19→						
2.2 HDi 100	74	04/06→						
2.2 HDi 110	81	07/11→						
2.2 HDi 120	88	04/06→						
2.2 HDi 130	96	07/11→						
2.2 HDi 150	110	07/11→						
3.0 HDi 145	107	07/10→						
3.0 HDi 160	116	09/06→						
3.0 HDi 180	130	07/11→						

**CITROËN - JUMPER Pritsche/Fahrgestell (230) 03/94→04/02**









**Bremssattel**










1.9 TD 1.9 TD	66 68	03/94→04/02 03/94→04/02	←	☐; → 10/01; Nutzlast ab [kg] 1.000 Nutzlast bis [kg] 1.400; - ABS	24.3481-1719.5	240155	TRW - Halter			
			←	☐; → 10/01; Nutzlast ab [kg] 1.000 Nutzlast bis [kg] 1.400; - ABS				24.3481-1720.5	240156	TRW - Halter
			←	☐; 11/01→ 03/02; Nutzlast ab [kg] 1.000 Nutzlast bis [kg] 1.400; + ABS				24.3481-1795.5	240768	- Halter
			←	☐; 11/01→ 03/02; Nutzlast ab [kg] 1.000 Nutzlast bis [kg] 1.400; + ABS				24.3481-1796.5	240769	- Halter
			→	☐; 11/01→ 03/02; Nutzlast ab [kg] 1.000 Nutzlast bis [kg] 1.400				24.3461-1701.5	240449	- Halter
			→	☐; 11/01→ 03/02; Nutzlast ab [kg] 1.000 Nutzlast bis [kg] 1.400				24.3461-1702.5	240450	- Halter
2.0	80	03/94→04/02	←	☐; → 10/01; Nutzlast ab [kg] 1.000 Nutzlast bis [kg] 1.400; - ABS	24.3481-1719.5	240155	TRW - Halter			
			←	☐; → 10/01; Nutzlast ab [kg] 1.000 Nutzlast bis [kg] 1.400; - ABS				24.3481-1720.5	240156	TRW - Halter
			←	☐; 11/01→ 03/02; Nutzlast ab [kg] 1.000 Nutzlast bis [kg] 1.400; + ABS				24.3481-1795.5	240768	- Halter
			←	☐; 11/01→ 03/02; Nutzlast ab [kg] 1.000 Nutzlast bis [kg] 1.400; + ABS				24.3481-1796.5	240769	- Halter
			←	☐; 11/01→ 03/02; Nutzlast [kg]: 1.800; + ABS				24.3521-1715.5	240770	- Halter
			←	☐; 11/01→ 03/02; Nutzlast [kg]: 1.800; + ABS				24.3521-1716.5	240771	- Halter
			→	☐; 11/01→ 03/02; Nutzlast ab [kg] 1.000 Nutzlast bis [kg] 1.800				24.3461-1701.5	240449	- Halter
			→	☐; 11/01→ 03/02; Nutzlast ab [kg] 1.000 Nutzlast bis [kg] 1.800				24.3461-1702.5	240450	- Halter
2.5 D 2.5 D 4x4	63 63	03/94→04/02 03/00→04/02	←	☐; → 10/01; Nutzlast [kg]: 1.400; - ABS	24.3481-1719.5	240155	TRW - Halter			
			←	☐; → 10/01; Nutzlast [kg]: 1.400; - ABS				24.3481-1720.5	240156	TRW - Halter
			←	☐; 11/01→ 03/02; Nutzlast [kg]: 1.400; + ABS				24.3481-1795.5	240768	- Halter
			←	☐; 11/01→ 03/02; Nutzlast [kg]: 1.400; + ABS				24.3481-1796.5	240769	- Halter
















































	kw			 	! #			
<b>CITROËN - JUMPER Pritsche/Fahrgestell (230) 03/94 → 04/02</b>								
 <b>Bremssattel</b>								
2.5 D 2.5 D 4x4	63 63	03/94 → 04/02 03/00 → 04/02	←	☐; 11/01 → 03/02; Nutzlast [kg]: 1.800; + ABS	24.3521-1715.5	240770	- Halter	
			←	☐; 11/01 → 03/02; Nutzlast [kg]: 1.800; + ABS	24.3521-1716.5	240771	- Halter	
			→	☐; 11/01 → 03/02; Nutzlast ab [kg] 1.400 Nutzlast bis [kg] 1.800	24.3461-1701.5	240449	- Halter	
			→	☐; 11/01 → 03/02; Nutzlast ab [kg] 1.400 Nutzlast bis [kg] 1.800	24.3461-1702.5	240450	- Halter	
2.5 TD 2.5 TDi 2.5 TDi 4x4 2.8 HDi	76 79 79 94	03/94 → 04/02 12/96 → 04/02 03/00 → 04/02 09/00 → 04/02	←	☐; → 10/01; Nutzlast [kg]: 1.400; - ABS	24.3481-1711.5	240129	TRW - Halter	
			←	☐; → 10/01; Nutzlast [kg]: 1.400; - ABS	24.3481-1712.5	240130	TRW - Halter	
			←	☐; 11/01 → 03/02; Nutzlast [kg]: 1.400; + ABS	24.3481-1795.5	240768	- Halter	
			←	☐; 11/01 → 03/02; Nutzlast [kg]: 1.400; + ABS	24.3481-1796.5	240769	- Halter	
			←	☐; 11/01 → 03/02; Nutzlast [kg]: 1.800; + ABS	24.3521-1715.5	240770	- Halter	
			←	☐; 11/01 → 03/02; Nutzlast [kg]: 1.800; + ABS	24.3521-1716.5	240771	- Halter	
			→	☐; 11/01 → 03/02; Nutzlast ab [kg] 1.400 Nutzlast bis [kg] 1.800	24.3461-1701.5	240449	- Halter	
			→	☐; 11/01 → 03/02; Nutzlast ab [kg] 1.400 Nutzlast bis [kg] 1.800	24.3461-1702.5	240450	- Halter	
2.8 D	64	01/99 → 02/02	←	☐; → S 16206253; Nutzlast [kg]: 1.400; - ABS	24.3481-1711.5	240129	TRW - Halter	
			←	☐; → S 16206253; Nutzlast [kg]: 1.400; - ABS	24.3481-1712.5	240130	TRW - Halter	
			←	☐; → S 16206253; Nutzlast [kg]: 1.400; - ABS	24.3481-1720.5	240156	TRW - Halter	
			←	☐; S 16204256 →; Nutzlast [kg]: 1.400; + ABS	24.3481-1795.5	240768	- Halter	
			←	☐; S 16204256 →; Nutzlast [kg]: 1.400; + ABS	24.3481-1796.5	240769	- Halter	
			←	☐; S 16194400 →; Nutzlast [kg]: 1.800; + ABS	24.3521-1715.5	240770	- Halter	
			←	☐; S 16194400 →; Nutzlast [kg]: 1.800; + ABS	24.3521-1716.5	240771	- Halter	
			→	☐; S 16194400 →; Nutzlast ab [kg] 1.400 Nutzlast bis [kg] 1.800	24.3461-1701.5	240449	- Halter	
→	☐; S 16194400 →; Nutzlast ab [kg] 1.400 Nutzlast bis [kg] 1.800	24.3461-1702.5	240450	- Halter				
<b>Zubehörsatz, Bremssattel</b>								
1.9 TD 1.9 TD 2.0	66 68 80	03/94 → 04/02 03/94 → 04/02 03/94 → 04/02	←	→ 10/01; Nutzlast ab [kg] 1.000 Nutzlast bis [kg] 1.400; + ABS	24.0101-4804.2	260050	TRW	
2.5 D 2.5 D 4x4	63 63	03/94 → 04/02 03/00 → 04/02	←	→ 10/01; Nutzlast [kg]: 1.400; + ABS	24.0101-4804.2	260050	TRW	
2.8 D	64	01/99 → 02/02	←	→ S 16206253; Nutzlast [kg]: 1.400; + ABS	24.0101-4804.2	260050	TRW	
 <b>Bremsschlauch</b>								
1.9 TD 1.9 TD	66 68	03/94 → 04/02 03/94 → 04/02	←	S 15866410 →; → 10/01; Nutzlast ab [kg] 1.000 Nutzlast bis [kg] 1.400	2	24.5112-0461.3	330616	L= 460
			←	S 15866409; Nutzlast ab [kg] 1.000 Nutzlast bis [kg] 1.400	2	24.5112-0466.3	330579	L= 462
			←	11/01 → 03/02; Nutzlast ab [kg] 1.000 Nutzlast bis [kg] 1.400	2	24.5112-0465.3	330526	L= 465
			←	11/01 → 03/02; Nutzlast ab [kg] 1.000 Nutzlast bis [kg] 1.400	2	24.5112-0466.3	330579	L= 462
			←	11/01 → 03/02; Nutzlast ab [kg] 1.000 Nutzlast bis [kg] 1.400	2	24.5112-0470.3	331460	L= 470
			←	11/01 → 03/02; Nutzlast ab [kg] 1.000 Nutzlast bis [kg] 1.400	2	24.5112-0477.3	331299	L= 477
			→	☐; → 10/01; Nutzlast ab [kg] 1.000 Nutzlast bis [kg] 1.400; + ABS; für Fahrzeuge ohne verstärktes Fahrwerk		24.5112-0315.3	330509	L= 315
			→	☐; → 10/01; Nutzlast ab [kg] 1.000 Nutzlast bis [kg] 1.400; - ABS; für Fahrzeuge mit Trommelbremse an der Hinterachse	1	24.5112-0340.3	330511	L= 340
→	→ 10/01; Nutzlast ab [kg] 1.000 Nutzlast bis [kg] 1.400; - ABS; für Fahrzeuge ohne verstärktes Fahrwerk	1	24.5112-0340.3	330511	L= 340			
→	→ 10/01; Nutzlast ab [kg] 1.000 Nutzlast bis [kg] 1.400; - ABS; für Fahrzeuge mit verstärktem Fahrwerk	1	24.5112-0361.3	330649	L= 360 + Halter			
→	11/01 → 03/02; Nutzlast ab [kg] 1.000 Nutzlast bis [kg] 1.400; + ABS;	2	83.6401-0159.3	330746	L= 160			




























	kw			 	! #		
<b>CITROËN - JUMPER Pritsche/Fahrgestell (230) 03/94 → 04/02</b>							
 <b>Bremsschlauch</b>							
1.9 TD	66	03/94 → 04/02	➡	für Fahrzeuge mit Scheibenbremse an der Hinterachse			
1.9 TD	68	03/94 → 04/02	➡	11/01 → 03/02; Nutzlast ab [kg] 1.000 Nutzlast bis [kg] 1.400; - ABS; für Fahrzeuge mit Scheibenbremse an der Hinterachse	2	<b>83.6401-0159.3</b>	<b>330746</b> L= 160
2.0	80	03/94 → 04/02	←	S 15866410 →; → 10/01; Nutzlast ab [kg] 1.000 Nutzlast bis [kg] 1.800	2	<b>24.5112-0461.3</b>	<b>330616</b> L= 460
			←	→ S 15866409; Nutzlast ab [kg] 1.000 Nutzlast bis [kg] 1.800	2	<b>24.5112-0465.3</b>	<b>330526</b> L= 465
			←	→ S 15866409; Nutzlast ab [kg] 1.000 Nutzlast bis [kg] 1.800	2	<b>24.5112-0466.3</b>	<b>330579</b> L= 462
			←	11/01 → 03/02; Nutzlast ab [kg] 1.000 Nutzlast bis [kg] 1.800	2	<b>24.5112-0470.3</b>	<b>331460</b> L= 470
			←	11/01 → 03/02; Nutzlast ab [kg] 1.000 Nutzlast bis [kg] 1.800	2	<b>24.5112-0477.3</b>	<b>331299</b> L= 477
			➡	☐; → 10/01; Nutzlast ab [kg] 1.000 Nutzlast bis [kg] 1.800; + ABS; für Fahrzeuge ohne verstärktes Fahrwerk		<b>24.5112-0315.3</b>	<b>330509</b> L= 315
			➡	→ 10/01; Nutzlast ab [kg] 1.000 Nutzlast bis [kg] 1.800; - ABS; für Fahrzeuge ohne verstärktes Fahrwerk	1	<b>24.5112-0340.3</b>	<b>330511</b> L= 340
			➡	11/01 → 03/02; Nutzlast ab [kg] 1.000 Nutzlast bis [kg] 1.800; - ABS; für Fahrzeuge mit Trommelbremse an der Hinterachse	1	<b>24.5112-0340.3</b>	<b>330511</b> L= 340
			➡	→ 10/01; Nutzlast ab [kg] 1.000 Nutzlast bis [kg] 1.800; - ABS; für Fahrzeuge mit verstärktem Fahrwerk	1	<b>24.5112-0361.3</b>	<b>330649</b> L= 360 + Halter
			➡	11/01 → 03/02; Nutzlast ab [kg] 1.000 Nutzlast bis [kg] 1.800; - ABS; für Fahrzeuge mit Scheibenbremse an der Hinterachse	2	<b>83.6401-0159.3</b>	<b>330746</b> L= 160
➡	11/01 → 03/02; Nutzlast ab [kg] 1.000 Nutzlast bis [kg] 1.800; + ABS; für Fahrzeuge mit Scheibenbremse an der Hinterachse	2	<b>83.6401-0159.3</b>	<b>330746</b> L= 160			
2.5 D	63	03/94 → 04/02	←	S 15866410 →; → 10/01; Nutzlast ab [kg] 1.400 Nutzlast bis [kg] 1.800	2	<b>24.5112-0461.3</b>	<b>330616</b> L= 460
2.5 D 4x4	63	03/00 → 04/02	←	S 15866410 →; → 10/01; Nutzlast ab [kg] 1.400 Nutzlast bis [kg] 1.800	2	<b>24.5112-0466.3</b>	<b>330579</b> L= 462
2.5 TD	76	03/94 → 04/02	←	→ S 15866409; Nutzlast ab [kg] 1.400 Nutzlast bis [kg] 1.800	2	<b>24.5112-0465.3</b>	<b>330526</b> L= 465
2.5 TDi	79	12/96 → 04/02	←	→ S 15866409; Nutzlast ab [kg] 1.400 Nutzlast bis [kg] 1.800	2	<b>24.5112-0466.3</b>	<b>330579</b> L= 462
2.5 TDi 4x4	79	03/00 → 04/02	←	11/01 → 03/02; Nutzlast ab [kg] 1.400 Nutzlast bis [kg] 1.800	2	<b>24.5112-0470.3</b>	<b>331460</b> L= 470
			←	11/01 → 03/02; Nutzlast ab [kg] 1.400 Nutzlast bis [kg] 1.800	2	<b>24.5112-0477.3</b>	<b>331299</b> L= 477
			➡	☐; → 10/01; Nutzlast ab [kg] 1.400 Nutzlast bis [kg] 1.800; + ABS; für Fahrzeuge ohne verstärktes Fahrwerk		<b>24.5112-0315.3</b>	<b>330509</b> L= 315
			➡	→ 10/01; Nutzlast ab [kg] 1.400 Nutzlast bis [kg] 1.800; - ABS; für Fahrzeuge ohne verstärktes Fahrwerk	1	<b>24.5112-0340.3</b>	<b>330511</b> L= 340
			➡	11/01 → 03/02; Nutzlast ab [kg] 1.400 Nutzlast bis [kg] 1.800; - ABS; für Fahrzeuge mit Trommelbremse an der Hinterachse	1	<b>24.5112-0340.3</b>	<b>330511</b> L= 340
			➡	→ 10/01; Nutzlast ab [kg] 1.400 Nutzlast bis [kg] 1.800; - ABS; für Fahrzeuge mit verstärktem Fahrwerk	1	<b>24.5112-0361.3</b>	<b>330649</b> L= 360 + Halter
			➡	11/01 → 03/02; Nutzlast ab [kg] 1.400 Nutzlast bis [kg] 1.800; - ABS; für Fahrzeuge mit Scheibenbremse an der Hinterachse	2	<b>83.6401-0159.3</b>	<b>330746</b> L= 160
			➡	11/01 → 03/02; Nutzlast ab [kg] 1.400 Nutzlast bis [kg] 1.800; + ABS; für Fahrzeuge mit Scheibenbremse an der Hinterachse	2	<b>83.6401-0159.3</b>	<b>330746</b> L= 160
2.8 D	64	01/99 → 02/02	←	S 15866410 →; Nutzlast ab [kg] 1.400 Nutzlast bis [kg] 1.800	2	<b>24.5112-0461.3</b>	<b>330616</b> L= 460
			←	→ S 15866409; Nutzlast ab [kg] 1.400 Nutzlast bis [kg] 1.800	2	<b>24.5112-0466.3</b>	<b>330579</b> L= 462
			←	→ S 15866409; Nutzlast ab [kg] 1.400 Nutzlast bis [kg] 1.800	2	<b>24.5112-0465.3</b>	<b>330526</b> L= 465
			←	S 16205353 →; Nutzlast ab [kg] 1.400 Nutzlast bis [kg] 1.800	2	<b>24.5112-0466.3</b>	<b>330579</b> L= 462
			←	S 16205353 →; Nutzlast ab [kg] 1.400 Nutzlast bis [kg] 1.800	2	<b>24.5112-0470.3</b>	<b>331460</b> L= 470
			←	S 16205353 →; Nutzlast ab [kg] 1.400 Nutzlast bis [kg] 1.800	2	<b>24.5112-0477.3</b>	<b>331299</b> L= 477
			➡	☐; → S 16206253; Nutzlast ab [kg] 1.400 Nutzlast bis [kg] 1.800; + ABS; für Fahrzeuge ohne verstärktes Fahrwerk		<b>24.5112-0315.3</b>	<b>330509</b> L= 315
			➡	S 16205353 →; Nutzlast ab [kg] 1.400 Nutzlast bis [kg] 1.800; - ABS; für Fahrzeuge mit Trommelbremse an der Hinterachse	1	<b>24.5112-0340.3</b>	<b>330511</b> L= 340
↓							

	kw			 	! #		
<b>CITROËN - JUMPER Pritsche/Fahrgestell (230) 03/94 → 04/02</b>							
 <b>Bremsschlauch</b>							
2.8 D	64	01/99 → 02/02	➔	→ S 16206244; Nutzlast ab [kg] 1.400 Nutzlast bis [kg] 1.800; - ABS; für Fahrzeuge ohne verstärktes Fahrwerk	1	24.5112-0340.3 330511	L= 340
			➔	→ S 16206244; Nutzlast ab [kg] 1.400 Nutzlast bis [kg] 1.800; - ABS; für Fahrzeuge mit verstärktem Fahrwerk	1	24.5112-0361.3 330649	L= 360 + Halter
			➔	S 16194400→; Nutzlast ab [kg] 1.400 Nutzlast bis [kg] 1.800; + ABS; für Fahrzeuge mit Scheibenbremse an der Hinterachse	2	83.6401-0159.3 330746	L= 160
			➔	S 16205353→; Nutzlast ab [kg] 1.400 Nutzlast bis [kg] 1.800; - ABS; für Fahrzeuge mit Scheibenbremse an der Hinterachse	2	83.6401-0159.3 330746	L= 160
2.8 HDi	94	09/00 → 04/02	←	→ 10/01; Nutzlast ab [kg] 1.400 Nutzlast bis [kg] 1.800	2	24.5112-0461.3 330616 24.5112-0466.3 330579	L= 460 L= 462
			←	11/01 → 03/02; Nutzlast ab [kg] 1.400 Nutzlast bis [kg] 1.800	2	24.5112-0470.3 331460 24.5112-0477.3 331299	L= 470 L= 477
			➔	☐; → 10/01; Nutzlast ab [kg] 1.400 Nutzlast bis [kg] 1.800; + ABS; für Fahrzeuge ohne verstärktes Fahrwerk		24.5112-0315.3 330509	L= 315
			➔	11/01 → 03/02; Nutzlast ab [kg] 1.400 Nutzlast bis [kg] 1.800; - ABS; für Fahrzeuge mit Trommelbremse an der Hinterachse	1	24.5112-0340.3 330511	L= 340
			➔	→ 10/01; Nutzlast ab [kg] 1.400 Nutzlast bis [kg] 1.800; - ABS; für Fahrzeuge ohne verstärktes Fahrwerk	1	24.5112-0340.3 330511	L= 340
			➔	→ 10/01; Nutzlast ab [kg] 1.400 Nutzlast bis [kg] 1.800; - ABS; für Fahrzeuge mit verstärktem Fahrwerk	1	24.5112-0361.3 330649	L= 360 + Halter
			➔	11/01 → 03/02; Nutzlast ab [kg] 1.400 Nutzlast bis [kg] 1.800; - ABS; für Fahrzeuge mit Scheibenbremse an der Hinterachse	2	83.6401-0159.3 330746	L= 160
			➔	11/01 → 03/02; Nutzlast ab [kg] 1.400 Nutzlast bis [kg] 1.800; + ABS; für Fahrzeuge mit Scheibenbremse an der Hinterachse	2	83.6401-0159.3 330746	L= 160
<b>CITROËN - JUMPER Pritsche/Fahrgestell (244) 02/02 →</b>							
 <b>Bremssattel</b>							
2.0 HDi	62	04/02 →	←	☐; → 03/06; Nutzlast ab [kg] 1.000 Nutzlast bis [kg] 1.400; + ABS; 1-Kreis-Bremse		24.3481-1795.5 240768	- Halter
2.2 HDi	74	04/02 →	←	☐; → 03/06; Nutzlast ab [kg] 1.000 Nutzlast bis [kg] 1.400; + ABS; 1-Kreis-Bremse		24.3481-1796.5 240769	- Halter
2.8 HDi	94	04/02 →	←	☐; → 03/06; Nutzlast [kg]: 1.800; + ABS; 1-Kreis-Bremse		24.3521-1715.5 240770	- Halter
2.8 HDi	107	05/04 →	←	☐; → 03/06; Nutzlast [kg]: 1.800; + ABS; 1-Kreis-Bremse		24.3521-1716.5 240771	- Halter
			➔	☐; → 03/06; Nutzlast ab [kg] 1.000 Nutzlast bis [kg] 1.800		24.3461-1701.5 240449	- Halter
			➔	☐; → 03/06; Nutzlast ab [kg] 1.000 Nutzlast bis [kg] 1.800		24.3461-1702.5 240450	- Halter
2.2 HDi	74	02/02 → 06/06	←	☐; 04/02 → 03/06; Nutzlast ab [kg] 1.000 Nutzlast bis [kg] 1.400; + ABS; 1-Kreis-Bremse		24.3481-1795.5 240768	- Halter
			←	☐; 04/02 → 03/06; Nutzlast ab [kg] 1.000 Nutzlast bis [kg] 1.400; + ABS; 1-Kreis-Bremse		24.3481-1796.5 240769	- Halter
			←	☐; 04/02 → 03/06; Nutzlast [kg]: 1.800; + ABS; 1-Kreis-Bremse		24.3521-1715.5 240770	- Halter
			←	☐; 04/02 → 03/06; Nutzlast [kg]: 1.800; + ABS; 1-Kreis-Bremse		24.3521-1716.5 240771	- Halter
			➔	☐; 04/02 → 03/06; Nutzlast ab [kg] 1.000 Nutzlast bis [kg] 1.800		24.3461-1701.5 240449	- Halter
			➔	☐; 04/02 → 03/06; Nutzlast ab [kg] 1.000 Nutzlast bis [kg] 1.800		24.3461-1702.5 240450	- Halter
2.8 HDi 4x4	94	02/02 → 06/06	➔	☐; 04/02 → 03/06		24.3461-1701.5 240449	- Halter
			➔	☐; 04/02 → 03/06		24.3461-1702.5 240450	- Halter
↓							








	kw					! #		
<b>CITROËN - JUMPER Pritsche/Fahrgestell (244) 02/02→</b>								
 <b>Bremsschlauch</b>								
2.0 HDi	62	04/02→	←	→ 03/06; Nutzlast ab [kg] 1.000 Nutzlast bis [kg] 1.800	2	24.5112-0470.3	331460	L= 470
2.2 HDi	74	04/02→				24.5112-0477.3	331299	L= 477
2.8 HDi	94	04/02→	→	→ 03/06; Nutzlast ab [kg] 1.000 Nutzlast bis [kg] 1.800; - ABS; für Fahrzeuge mit Trommelbremse an der Hinterachse	1	24.5112-0361.3	330649	L= 360 + Halter
2.8 HDi	107	05/04→	→	→ 03/06; Nutzlast ab [kg] 1.000 Nutzlast bis [kg] 1.800; + ABS; für Fahrzeuge mit Scheibenbremse an der Hinterachse	2	83.6401-0159.3	330746	L= 160
			→	→ 03/06; Nutzlast ab [kg] 1.000 Nutzlast bis [kg] 1.800; - ABS; für Fahrzeuge mit Trommelbremse an der Hinterachse	2	83.6401-0159.3	330746	L= 160
2.2 HDi	74	02/02→06/06	←	04/02→ 03/06; Nutzlast ab [kg] 1.000 Nutzlast bis [kg] 1.800	2	24.5112-0470.3	331460	L= 470
						24.5112-0477.3	331299	L= 477
			→	04/02→ 03/06; Nutzlast ab [kg] 1.000 Nutzlast bis [kg] 1.800; - ABS; für Fahrzeuge mit Trommelbremse an der Hinterachse	1	24.5112-0361.3	330649	L= 360 + Halter
			→	04/02→ 03/06; Nutzlast ab [kg] 1.000 Nutzlast bis [kg] 1.800; + ABS; für Fahrzeuge mit Scheibenbremse an der Hinterachse	2	83.6401-0159.3	330746	L= 160
			→	04/02→ 03/06; Nutzlast ab [kg] 1.000 Nutzlast bis [kg] 1.800; - ABS; für Fahrzeuge mit Trommelbremse an der Hinterachse	2	83.6401-0159.3	330746	L= 160
2.8 HDi 4x4	94	02/02→06/06	←	04/02→ 03/06	2	24.5112-0470.3	331460	L= 470
						24.5112-0477.3	331299	L= 477
			→	04/02→ 03/06; - ABS; für Fahrzeuge mit Trommelbremse an der Hinterachse	1	24.5112-0361.3	330649	L= 360 + Halter
			→	04/02→ 03/06; + ABS; für Fahrzeuge mit Scheibenbremse an der Hinterachse	2	83.6401-0159.3	330746	L= 160
			→	04/02→ 03/06; - ABS; für Fahrzeuge mit Trommelbremse an der Hinterachse	2	83.6401-0159.3	330746	L= 160
<b>CITROËN - JUMPY (U6U_) 06/94→12/06</b>								
 <b>Bremssattel</b>								
1.6	58	10/95→08/00	←	☐; →Orga 09792		24.3571-1709.5	240153	TRW - Halter
1.9 TD	66	10/95→08/00	←	☐; →Orga 09792		24.3571-1710.5	240154	TRW - Halter
1.9 TD	68	04/96→11/03	←	☐; Orga 09793→		24.3601-1711.5	240938	TRW - Halter
2.0	100	04/00→12/06	←	☐; Orga 09793→		24.3601-1712.5	240939	TRW - Halter
2.0 HDi 110	80	03/00→10/06	←	☐; Orga 09793→		24.3601-1712.5	240939	TRW - Halter
2.0 HDi 95	69	10/99→10/06	←	☐; Orga 09793→		24.3601-1712.5	240939	TRW - Halter
2.0 i 16V	102	03/00→10/06	←	☐; Orga 09793→		24.3601-1712.5	240939	TRW - Halter
1.9 D	51	10/95→08/98	←	☐; →Orga 09155		24.3571-1709.5	240153	TRW - Halter
1.9 D 70	51	04/98→11/03	←	☐; →Orga 09155		24.3571-1710.5	240154	TRW - Halter
			←	☐; Orga 09156→		24.3571-1711.5	240159	BDX - Halter
			←	☐; Orga 09156→		24.3571-1712.5	240160	BDX - Halter
 <b>Bremsschlauch</b>								
1.6	58	10/95→08/00	←	Orga 09793→	2	24.5111-0462.3	330555	L= 460
1.9 TD	66	10/95→08/00	←	→Orga 09792	2	24.5118-0471.3	330528	L= 473
1.9 TD	68	04/96→11/03	←	→Orga 09792	2	24.5118-0471.3	330528	L= 473
2.0	100	04/00→12/06	→		2	24.5229-0251.3	330535	L= 250
2.0 HDi 110	80	03/00→10/06	→		2	24.5229-0251.3	330535	L= 250
2.0 HDi 95	69	10/99→10/06	→		2	24.5229-0251.3	330535	L= 250
2.0 i 16V	102	03/00→10/06	→		2	24.5229-0251.3	330535	L= 250
1.9 D	51	10/95→08/98	←		2	24.5118-0471.3	330528	L= 473
1.9 D 70	51	04/98→11/03	→		2	24.5229-0251.3	330535	L= 250
<b>CITROËN - JUMPY (VF7) 01/07→</b>								
 <b>Bremssattel</b>								
1.6 HDi 90 16V	66	01/07→	←	☐; für Fahrzeuge mit Trommelbremse an der Hinterachse		24.3451-1725.5	240619	TRW - Halter
1.6 HDi 90 8V	66	01/07→						
↓								

	kw			 	! #			
<b>CITROËN - JUMPY (VF7) 01/07→</b>								
 <b>Bremssattel</b>								
1.6 HDi 90 16V 1.6 HDi 90 8V	66 66	01/07→ 01/07→	←	 ; für Fahrzeuge mit Trommelbremse an der Hinterachse	24.3451-1726.5	240620	TRW - Halter	
			←	 ; für Fahrzeuge mit Scheibenbremse an der Hinterachse	24.3481-1785.5	240595	TRW - Halter	
			←	 ; für Fahrzeuge mit Scheibenbremse an der Hinterachse	24.3481-1786.5	240596	TRW - Halter	
			→		24.3414-1715.5	240589	TRW - Halter	
			→		24.3414-1716.5	240590	TRW - Halter	
			2.0 HDi 120 2.0 HDi 125 2.0 HDi 140 2.0 HDi 165 2.0 HDi 95	88 94 100 120 72	01/07→ 07/11→ 01/07→ 07/10→ 07/11→	←		24.3481-1785.5
			←		24.3481-1786.5	240596	TRW - Halter	
			→	 ; langer Radstand	24.3414-1715.5	240589	TRW - Halter	
			→	 ; langer Radstand	24.3414-1716.5	240590	TRW - Halter	
 <b>Bremsschlauch</b>								
1.6 HDi 90 16V 1.6 HDi 90 8V 2.0 HDi 120 2.0 HDi 140 2.0 i	66 66 88 100 103	01/07→ 01/07→ 01/07→ 01/07→ 01/07→	←		2	24.5144-0455.3	331201	L= 455
			→	Orga 10934→; kurzer Radstand	2	24.5239-0240.3	331170	L= 240
			→	Orga 10934→; langer Radstand	2	24.5239-0355.3	331243	L= 355
			2.0 HDi 125 2.0 HDi 165 2.0 HDi 95	94 120 72	07/11→ 07/10→ 07/11→	←		2
			→	kurzer Radstand	2	24.5239-0240.3	331170	L= 240
			→	langer Radstand	2	24.5239-0355.3	331243	L= 355
<b>CITROËN - JUMPY Kasten 01/07→</b>								
 <b>Bremssattel</b>								
1.6 HDi 90 16V 1.6 HDi 90 8V	66 66	01/07→ 01/07→	←	 ; für Fahrzeuge mit Trommelbremse an der Hinterachse	24.3451-1725.5	240619	TRW - Halter	
			←	 ; für Fahrzeuge mit Trommelbremse an der Hinterachse	24.3451-1726.5	240620	TRW - Halter	
			←	 ; für Fahrzeuge mit Scheibenbremse an der Hinterachse	24.3481-1785.5	240595	TRW - Halter	
			←	 ; für Fahrzeuge mit Scheibenbremse an der Hinterachse	24.3481-1786.5	240596	TRW - Halter	
			→		24.3414-1715.5	240589	TRW - Halter	
			→		24.3414-1716.5	240590	TRW - Halter	
2.0 HDi 120 2.0 HDi 125 2.0 HDi 125 4x4 2.0 HDi 140 2.0 HDi 165 2.0 HDi 95	88 94 94 100 120 72	01/07→ 07/11→ 07/11→ 01/07→ 07/10→ 07/11→	←		24.3481-1785.5	240595	TRW - Halter	
			←		24.3481-1786.5	240596	TRW - Halter	
			→		24.3414-1715.5	240589	TRW - Halter	
			→		24.3414-1716.5	240590	TRW - Halter	
			2.0 i	103	01/07→	←		24.3481-1785.5
			←		24.3481-1786.5	240596	TRW - Halter	
			→	 ; langer Radstand	24.3414-1715.5	240589	TRW - Halter	
			→	 ; langer Radstand	24.3414-1716.5	240590	TRW - Halter	
 <b>Bremsschlauch</b>								
1.6 HDi 90 16V 1.6 HDi 90 8V 2.0 HDi 120 2.0 HDi 140 2.0 i	66 66 88 100 103	01/07→ 01/07→ 01/07→ 01/07→ 01/07→	←		2	24.5144-0455.3	331201	L= 455
			→	Orga 10934→; kurzer Radstand	2	24.5239-0240.3	331170	L= 240
			→	Orga 10934→; langer Radstand	2	24.5239-0355.3	331243	L= 355
			2.0 HDi 125 2.0 HDi 125 4x4 2.0 HDi 165 2.0 HDi 95	94 94 120 72	07/11→ 07/11→ 07/10→ 07/11→	←		2
			→	kurzer Radstand	2	24.5239-0240.3	331170	L= 240
			→	langer Radstand	2	24.5239-0355.3	331243	L= 355












	kW					! #		
<b>CITROËN - JUMPY Kasten (BS_, BT_, BY_, BZ_) 06/94→10/06</b>								
 <b>Bremssattel</b>								
1.6 i 2.0 2.0 HDi 110 2.0 HDi 95 2.0 i 16V	58 100 80 69 102	10/95→08/00 04/00→10/06 01/02→10/06 10/99→10/06 03/00→10/06	← ← ← ←	☐; →Orga 09792; Nutzlast ab [kg] 800 Nutzlast bis [kg] 900 ☐; →Orga 09792; Nutzlast ab [kg] 800 Nutzlast bis [kg] 900 ☐; Orga 09793→; Nutzlast ab [kg] 800 Nutzlast bis [kg] 900 ☐; Orga 09793→; Nutzlast ab [kg] 800 Nutzlast bis [kg] 900			24.3571-1709.5 240153 24.3571-1710.5 240154 24.3601-1711.5 240938 24.3601-1712.5 240939	TRW - Halter TRW - Halter TRW - Halter TRW - Halter
1.9 D 70 1.9 TD	51 66	04/98→10/06 10/95→08/00	← ← ← ←	☐; →Orga 09155; Nutzlast ab [kg] 800 Nutzlast bis [kg] 900 ☐; →Orga 09155; Nutzlast ab [kg] 800 Nutzlast bis [kg] 900 ☐; Orga 09156→; Nutzlast ab [kg] 800 Nutzlast bis [kg] 900 ☐; Orga 09156→; Nutzlast ab [kg] 800 Nutzlast bis [kg] 900			24.3571-1709.5 240153 24.3571-1710.5 240154 24.3571-1711.5 240159 24.3571-1712.5 240160	TRW - Halter TRW - Halter BDX - Halter BDX - Halter
2.0 HDi 110	80	10/01→10/06	← ← ← ←	☐; 01/02→; →Orga 09792; Nutzlast ab [kg] 800 Nutzlast bis [kg] 900 ☐; 01/02→; →Orga 09792; Nutzlast ab [kg] 800 Nutzlast bis [kg] 900 ☐; Orga 09793→; Nutzlast ab [kg] 800 Nutzlast bis [kg] 900 ☐; Orga 09793→; Nutzlast ab [kg] 800 Nutzlast bis [kg] 900			24.3571-1709.5 240153 24.3571-1710.5 240154 24.3601-1711.5 240938 24.3601-1712.5 240939	TRW - Halter TRW - Halter TRW - Halter TRW - Halter
 <b>Bremsschlauch</b>								
1.6 i 2.0 2.0 HDi 110 2.0 HDi 95 2.0 i 16V	58 100 80 69 102	10/95→08/00 04/00→10/06 01/02→10/06 10/99→10/06 03/00→10/06	← ← → →	Orga 09793→ →Orga 09792			2 24.5111-0462.3 330555 2 24.5229-0251.3 330535 2 24.5229-0251.3 330535	L= 460 L= 250 L= 250
1.9 D 70 1.9 TD	51 66	04/98→10/06 10/95→08/00	← →				2 24.5229-0251.3 330535 2 24.5229-0251.3 330535	L= 250 L= 250
2.0 HDi 110	80	10/01→10/06	← ← →	Orga 09793→ 01/02→; →Orga 09792 01/02→			2 24.5111-0462.3 330555 2 24.5229-0251.3 330535 2 24.5229-0251.3 330535	L= 460 L= 250 L= 250
<b>CITROËN - JUMPY Pritsche/Fahrgestell 01/07→</b>								
 <b>Bremssattel</b>								
1.6 HDi 90 16V 1.6 HDi 90 8V	66 66	06/07→03/16 06/07→03/16	← ← ← ← → →	☐; für Fahrzeuge mit Trommelbremse an der Hinterachse ☐; für Fahrzeuge mit Trommelbremse an der Hinterachse ☐; für Fahrzeuge mit Scheibenbremse an der Hinterachse ☐; für Fahrzeuge mit Scheibenbremse an der Hinterachse ☐ ☐			24.3451-1725.5 240619 24.3451-1726.5 240620 24.3481-1785.5 240595 24.3481-1786.5 240596 24.3414-1715.5 240589 24.3414-1716.5 240590	TRW - Halter TRW - Halter TRW - Halter TRW - Halter TRW - Halter TRW - Halter
2.0 HDi 125	94	07/11→	← ← → →	☐ ☐ ☐ ☐			24.3481-1785.5 240595 24.3481-1786.5 240596 24.3414-1715.5 240589 24.3414-1716.5 240590	TRW - Halter TRW - Halter TRW - Halter TRW - Halter
 <b>Bremsschlauch</b>								
1.6 HDi 90 16V 1.6 HDi 90 8V	66 66	06/07→03/16 06/07→03/16	← → →				2 24.5144-0455.3 331201 2 24.5239-0240.3 331170 2 24.5239-0355.3 331243	L= 455 L= 240 L= 355
2.0 HDi 125	94	07/11→	← → →				2 24.5144-0455.3 331201 2 24.5239-0240.3 331170 2 24.5239-0355.3 331243	L= 455 L= 240 L= 355










	kw					! #		
<b>CITROËN - JUMPY Pritsche/Fahrgestell (BU_, BV_, BW_, BX_) 10/99→10/06</b>								
 <b>Bremssattel</b>								
1.9 TD 2.0 HDi 95	68 69	10/99→10/06 10/99→10/06	←	☐; →Orga 09792		24.3571-1709.5	240153	TRW - Halter
			←	☐; →Orga 09792		24.3571-1710.5	240154	TRW - Halter
			←	☐; Orga 09793→		24.3601-1711.5	240938	TRW - Halter
			←	☐; Orga 09793→		24.3601-1712.5	240939	TRW - Halter
2.0 2.0 HDi 110 2.0 HDi 110 16V	100 80 80	12/03→10/06 12/03→10/06 12/03→10/06	←	☐		24.3601-1711.5	240938	TRW - Halter
			←	☐		24.3601-1712.5	240939	TRW - Halter
 <b>Bremsschlauch</b>								
1.9 TD 2.0 HDi 95	68 69	10/99→10/06 10/99→10/06	←	Orga 09793→	2	24.5111-0462.3	330555	L= 460
			←	→Orga 09792	2	24.5118-0471.3	330528	L= 473
			→		2	24.5229-0251.3	330535	L= 250
2.0 2.0 HDi 110 2.0 HDi 110 16V	100 80 80	12/03→10/06 12/03→10/06 12/03→10/06	←		2	24.5111-0462.3	330555	L= 460
			→		2	24.5229-0251.3	330535	L= 250
<b>CITROËN - NEMO Großraumlimousine 04/09→</b>								
 <b>Bremssattel</b>								
1.3 HDi 75 1.4 1.4 HDi	55 54 50	10/10→ 04/09→ 04/09→	←	☐		24.3541-1769.5	240601	BOS - Halter
			←	☐		24.3541-1770.5	240602	BOS - Halter
 <b>Bremsschlauch</b>								
1.3 HDi 75 1.4 1.4 HDi	55 54 50	10/10→ 04/09→ 04/09→	←		2	24.5112-0402.3	331297	L= 402
			→		2	24.5228-0181.3	331279	L= 180
<b>CITROËN - NEMO Kasten/Großraumlimousine (AA_) 02/08→</b>								
 <b>Bremssattel</b>								
1.3 BlueHDi 80 1.3 HDi 75 1.4 1.4 HDi	59 55 54 50	02/16→ 10/10→ 02/08→ 02/08→	←	☐		24.3541-1769.5	240601	BOS - Halter
			←	☐		24.3541-1770.5	240602	BOS - Halter
 <b>Bremsschlauch</b>								
1.3 BlueHDi 80 1.3 HDi 75 1.4 1.4 HDi	59 55 54 50	02/16→ 10/10→ 02/08→ 02/08→	←		2	24.5112-0402.3	331297	L= 402
			→		2	24.5228-0181.3	331279	L= 180
<b>CITROËN - SAXO (S0, S1) 02/96→04/04</b>								
 <b>Bremssattel</b>								
1.4 VTS 1.6 1.6 1.6 1.6 VTL,VTR 1.6 VTS Electric	55 66 74 88 65 72 20	05/96→06/03 02/96→06/03 02/01→04/04 02/96→04/04 05/96→06/03 09/00→09/03 11/96→06/03	←	☐		24.3481-9833.5	240479	ATE - Halter
			←	☐		24.3481-9834.5	240480	ATE - Halter
1.6 VTS	87	06/96→09/03	←	☐; 07/96→		24.3481-9833.5	240479	ATE - Halter
			←	☐; 07/96→		24.3481-9834.5	240480	ATE - Halter
<b>Feder, Bremssattel</b>								
1.4 VTS 1.6 1.6 1.6 1.6 VTL,VTR 1.6 VTS Electric	55 66 74 88 65 72 20	05/96→06/03 02/96→06/03 02/01→04/04 02/96→04/04 05/96→06/03 09/00→09/03 11/96→06/03	←		2	11.8116-0129.1	390591	ATE
1.6 VTS	87	06/96→09/03	←	07/96→	2	11.8116-0129.1	390591	ATE
<b>Führungshülzensatz, Bremssattel</b>								
1.4 VTS 1.6 1.6 1.6 1.6 VTL,VTR 1.6 VTS Electric	55 66 74 88 65 72 20	05/96→06/03 02/96→06/03 02/01→04/04 02/96→04/04 05/96→06/03 09/00→09/03 11/96→06/03	←			11.0101-5407.2	260011	ATE
1.6 VTS	87	06/96→09/03	←	07/96→		11.0101-5407.2	260011	ATE



	kW			 	! #		
<b>CITROËN - SAXO (S0, S1) 02/96→04/04</b>							
<b>Führungsbolzen, Bremsattel</b>							
1.4 VTS	55	05/96→06/03			2	11.8171-0008.1 990049	ATE
1.6	66	02/96→06/03					
1.6	74	02/01→04/04					
1.6	88	02/96→04/04					
1.6 VTL,VTR	65	05/96→06/03					
1.6 VTS	72	09/00→09/03					
Electric	20	11/96→06/03					
1.6 VTS	87	06/96→09/03		07/96→	2	11.8171-0008.1 990049	ATE
<b>Dichtungssatz, Bremsattel</b>							
1.0 X	33	05/96→11/98	←			11.0441-4501.2 250015	ATE
1.0 X	37	05/98→06/03					
1.1 X,SX	40	05/96→09/03					
1.1 X,SX	44	05/96→09/03					
1.4 VTS	55	05/96→06/03	←			11.0441-4811.2 250024	ATE
1.6	66	02/96→06/03					
1.6	74	02/01→04/04					
1.6	88	02/96→04/04					
1.6 VTL,VTR	65	05/96→06/03					
1.6 VTS	72	09/00→09/03					
1.6 VTS	87	06/96→09/03	←	07/96→		11.0441-4811.2 250024	ATE
Electric	20	11/96→06/03	←			11.0441-4501.2 250015	ATE
						11.0441-4811.2 250024	ATE
<b>Bremsschlauch</b>							
1.0 X	33	05/96→11/98	←	Orga 08094→	2	24.5111-0290.3 330108	L= 290
1.0 X	37	05/98→06/03	←				
1.1 X,SX	40	05/96→09/03	←	→Orga 08093; Felge Lochzahl: 4	2	24.5111-0301.3 330499	L= 300
1.1 X,SX	44	05/96→09/03	←	→Orga 08093; Felge Lochzahl: 3	2	24.5111-0330.3 330160	L= 330
			→		2	24.5229-0199.3 330534	L= 200
1.4 VTS	55	05/96→06/03	←	Orga 08094→	2	24.5111-0290.3 330108	L= 290
1.5 D	40	09/96→09/03	←				
1.5 D	42	09/96→06/01	←	→Orga 08093	2	24.5111-0301.3 330499	L= 300
1.5 D	43	07/01→04/04	→		2	24.5229-0199.3 330534	L= 200
1.6	66	02/96→06/03					
1.6	88	02/96→04/04					
1.6 VTL,VTR	65	05/96→06/03					
Electric	20	11/96→06/03					
1.6	74	02/01→04/04	←		2	24.5111-0290.3 330108	L= 290
1.6 VTS	72	09/00→09/03	→		2	24.5229-0199.3 330534	L= 200
1.6 VTS	87	06/96→09/03	←	Orga 08094→	2	24.5111-0290.3 330108	L= 290
			←	07/96→; →Orga 08093	2	24.5111-0301.3 330499	L= 300
			→	07/96→	2	24.5229-0199.3 330534	L= 200
<b>CITROËN - SAXO Hatchback van (S3_) 10/97→06/03</b>							
<b>Bremsschlauch</b>							
1.5 D	42	08/99→06/01	←	Orga 08094→	2	24.5111-0290.3 330108	L= 290
			←	→Orga 08093	2	24.5111-0301.3 330499	L= 300
			→		2	24.5229-0199.3 330534	L= 200
<b>CITROËN - XANTIA (X1_, X2_) 03/93→04/03</b>							
<b>Bremsschlauch</b>							
1.6 i	65	03/93→03/01	←	→ 12/97	2	24.5111-0355.3 330757	L= 360
1.8 i	66	04/97→04/03				24.5111-0375.3 331128	L= 375
1.8 i	74	03/93→01/98					
1.8 i 16V	81	06/95→12/01					
1.9 D	50	06/94→01/98					
1.9 D	51	06/94→01/98					
1.9 SD	55	02/96→04/03					
1.9 Turbo D	66	05/93→04/03					
2.0 i	89	03/93→04/03					
2.0 i 16V	97	06/95→04/03					
2.0 i 16V	110	06/94→01/98					
2.0 i 16V	112	03/93→01/98					
2.0 Turbo	108	06/95→04/03					
2.1 Turbo D 12V	80	06/95→02/99					
3.0 i 24V	140	01/97→04/03					
2.0 HDI 109	80	02/99→04/03	←	→ 09/01	2	24.5111-0355.3 330757	L= 360
2.0 HDI 90	66	03/99→04/03				24.5111-0375.3 331128	L= 375



	kw					! #		
<b>CITROËN - XANTIA Break (X1_, X2_) 06/95→04/03</b>								
 <b>Bremsschlauch</b>								
1.8 i	66	04/97→04/03	←	→ 12/97	2	24.5111-0355.3	330757	L= 360
1.8 i	74	06/95→01/98				24.5111-0375.3	331128	L= 375
1.8 i 16V	81	06/95→04/03						
1.9 SD	55	04/97→04/03						
1.9 Turbo D	66	06/95→04/03						
2.0 i	89	06/95→04/03						
2.0 i 16V	97	06/95→04/03						
2.0 Turbo	108	06/95→04/03						
2.1 Turbo D 12V	80	06/96→02/99						
2.0 HDI 109	80	02/99→04/03	←	→ 09/01	2	24.5111-0355.3	330757	L= 360
2.0 HDI 90	66	03/99→04/03				24.5111-0375.3	331128	L= 375
3.0 V6	140	01/98→04/03						
<b>CITROËN - XM (Y4) 05/94→10/00</b>								
 <b>Bremsschlauch</b>								
2.0 i 16V	97	05/94→10/00	←		2	24.5411-0550.3	330567	L= 550
2.0 Turbo	108	05/94→10/00						
2.1 TD 12V	80	05/94→10/00						
2.5 TD	95	05/94→10/00						
3.0 V6	123	05/94→10/00						
3.0 V6	140	04/97→10/00						
3.0 V6 24V	147	05/94→10/00						
<b>CITROËN - XM Break (Y4) 05/94→10/00</b>								
 <b>Bremsschlauch</b>								
2.0 i 16V	97	05/94→10/00	←		2	24.5411-0550.3	330567	L= 550
2.0 Turbo	108	05/94→10/00						
2.1 D12	60	07/94→06/96						
2.1 TD 12V	80	05/94→10/00						
2.5 TD	95	05/94→10/00						
3.0 V6	123	05/94→10/00						
3.0 V6	140	04/97→10/00						
<b>CITROËN - XSARA (N1) 04/97→12/05</b>								
 <b>Bremssattel</b>								
1.4 HDi	50	01/03→03/05	←	☐		24.3541-1771.5	240239	BOS - Halter
1.6 16V	80	09/00→03/05	←	☐		24.3541-1772.5	240240	BOS - Halter
1.4 i	55	04/97→03/05	←	☐; → 08/00; - ABS		24.3481-1741.5	240245	BOS - Halter
			←	☐; → 08/00; - ABS		24.3481-1742.5	240246	BOS - Halter
			←	☐; → 08/00; + ABS		24.3481-9833.5	240479	ATE - Halter
			←	☐; → 08/00; + ABS		24.3481-9834.5	240480	ATE - Halter
			←	☐; 09/00→		24.3541-1771.5	240239	BOS - Halter
			←	☐; 09/00→		24.3541-1772.5	240240	BOS - Halter
1.5 D	42	04/97→09/00	←	☐; → 08/00; - ABS		24.3481-1741.5	240245	BOS - Halter
			←	☐; → 08/00; - ABS		24.3481-1742.5	240246	BOS - Halter
			←	☐; → 08/00; + ABS		24.3481-9833.5	240479	ATE - Halter
			←	☐; → 08/00; + ABS		24.3481-9834.5	240480	ATE - Halter
1.6 i	65	04/97→09/00	←	☐; → 08/00		24.3481-9833.5	240479	ATE - Halter
			←	☐; → 08/00		24.3481-9834.5	240480	ATE - Halter
			←	☐; → 08/00		24.3481-9834.5	240480	ATE - Halter
			←	☐; → 08/00		24.3481-9834.5	240480	ATE - Halter
			←	☐; → 08/00		24.3481-9834.5	240480	ATE - Halter
1.8 D	43	04/97→09/00	←	☐; → 08/00		24.3481-9833.5	240479	ATE - Halter
			←	☐; → 08/00		24.3481-9834.5	240480	ATE - Halter
1.8 i	66	04/97→09/00	←	☐; → 08/00		24.3481-9834.5	240480	ATE - Halter
1.9 D	50	04/97→09/00	←	☐; → 08/00		24.3481-9833.5	240479	ATE - Halter
1.9 SD	55	01/98→09/00	←	☐; → 08/00		24.3481-9833.5	240479	ATE - Halter
1.9 TD	66	04/97→09/00	←	☐; → 08/00		24.3481-9833.5	240479	ATE - Halter
1.8 i 16V	81	04/97→09/00	←	☐; → 08/00		24.3541-1757.5	240934	TRW - Halter
			←	☐; → 08/00		24.3541-1767.5	240237	BOS - Halter
			←	☐; → 08/00		24.3541-1758.5	240935	TRW - Halter
2.0 16V	97	07/98→09/00	←	☐; → 08/00		24.3541-1768.5	240238	- Halter
			←	☐; → 08/00		24.3481-9833.5	240479	ATE - Halter
			←	☐; → 08/00		24.3541-1757.5	240934	TRW - Halter
1.8 i Aut.	74	04/97→09/00	←	☐; → 08/00		24.3541-1767.5	240237	BOS - Halter
			←	☐; → 08/00		24.3481-9834.5	240480	ATE - Halter
			←	☐; → 08/00		24.3541-1758.5	240935	TRW - Halter
1.9 D	51	07/98→03/05	←	☐; → 08/00		24.3541-1768.5	240238	- Halter
			←	☐; → 08/00		24.3481-9833.5	240479	ATE - Halter
			←	☐; → 08/00		24.3481-9834.5	240480	ATE - Halter
			←	☐; 09/00→		24.3541-1771.5	240239	BOS - Halter
↓			←	☐; 09/00→		24.3541-1772.5	240240	BOS - Halter
			←	☐; 09/00→		24.3541-1772.5	240240	BOS - Halter

	kw			 	! #		
<b>CITROËN - XSARA (N1) 04/97→12/05</b>							
<b> Bremssattel</b>							
2.0 16V 2.0 HDi 109	100 80	09/00→03/05 05/01→03/05	←	☐; Orga 09185→		24.3541-1761.5 240233	- Halter
			←	☐; Orga 09185→		24.3541-1762.5 240234	- Halter
2.0 HDi 90	66	02/99→03/05	←	☐; → 08/00		24.3541-1757.5 240934	TRW - Halter
						24.3541-1767.5 240237	BOS - Halter
			←	☐; → 08/00		24.3541-1758.5 240935	TRW - Halter
						24.3541-1768.5 240238	- Halter
			←	☐; 09/00→		24.3541-1771.5 240239	BOS - Halter
			←	☐; 09/00→		24.3541-1772.5 240240	BOS - Halter
<b>Feder, Bremssattel</b>							
1.4 i 1.5 D	55 42	04/97→03/05 04/97→09/00	←	→ 08/00; + ABS	2	11.8116-0129.1 390591	ATE
1.6 i 1.8 D 1.8 i 1.8 i Aut. 1.9 D 1.9 D 1.9 SD 1.9 TD	65 43 66 74 50 51 55 66	04/97→09/00 04/97→09/00 04/97→09/00 04/97→09/00 04/97→09/00 07/98→03/05 01/98→09/00 04/97→09/00	←	→ 08/00	2	11.8116-0129.1 390591	ATE
<b>Führungshülsensatz, Bremssattel</b>							
1.4 i 1.5 D	55 42	04/97→03/05 04/97→09/00	←	→ 08/00; + ABS		11.0101-5407.2 260011	ATE
1.6 i 1.8 D 1.8 i 1.8 i Aut. 1.9 D 1.9 D 1.9 SD 1.9 TD	65 43 66 74 50 51 55 66	04/97→09/00 04/97→09/00 04/97→09/00 04/97→09/00 04/97→09/00 07/98→03/05 01/98→09/00 04/97→09/00	←	→ 08/00		11.0101-5407.2 260011	ATE
<b>Führungsbolzen, Bremssattel</b>							
1.4 i 1.5 D	55 42	04/97→03/05 04/97→09/00		→ 08/00; + ABS	2	11.8171-0008.1 990049	ATE
1.6 i 1.8 D 1.8 i 1.8 i Aut. 1.9 D 1.9 D 1.9 SD 1.9 TD	65 43 66 74 50 51 55 66	04/97→09/00 04/97→09/00 04/97→09/00 04/97→09/00 04/97→09/00 07/98→03/05 01/98→09/00 04/97→09/00		→ 08/00	2	11.8171-0008.1 990049	ATE
<b>Dichtungssatz, Bremssattel</b>							
1.4 i 1.5 D	55 42	04/97→03/05 04/97→09/00	←	→ 08/00; + ABS		11.0441-4811.2 250024	ATE
1.6 i 1.8 D 1.8 i 1.8 i Aut. 1.9 D 1.9 D 1.9 SD 1.9 TD	65 43 66 74 50 51 55 66	04/97→09/00 04/97→09/00 04/97→09/00 04/97→09/00 04/97→09/00 07/98→03/05 01/98→09/00 04/97→09/00	←	→ 08/00		11.0441-4811.2 250024	ATE
<b> Bremsschlauch</b>							
1.4 HDi	50	01/03→03/05	←		2	24.5111-0460.3 330603	L= 460
			→	☐		24.5228-0195.3 330469	L= 202
			→	☐		24.5228-0245.3 330531	L= 245
1.4 i	55	04/97→03/05	←	→Orga 08091	2	24.5111-0438.3 330568	L= 445
			←	08092→ 09470	2	24.5111-0460.3 330603	L= 460
			←	Orga 09471→	2	24.5111-0460.3 330603	L= 460
			→	☐; → 08/00; + ABS		24.5228-0195.3 330469	L= 202
			→	→ 08/00; - ABS	2	24.5228-0195.3 330469	L= 202
			→	☐; 09/00→		24.5228-0195.3 330469	L= 202
			→	☐; 09/00→		24.5228-0245.3 330531	L= 245
			→	☐; → 08/00; + ABS		24.5228-0245.3 330531	L= 245
1.5 D ↓	42	04/97→09/00	←	→Orga 08091	2	24.5111-0438.3 330568	L= 445

**CITROËN - XSARA (N1) 04/97→12/05**










**Bremsschlauch**

1.5 D	42	04/97→09/00	←	Orga 08092→; → 08/00	2	24.5111-0460.3	330603	L= 460
			→	☐; → 08/00; + ABS		24.5228-0195.3	330469	L= 202
			→	→ 08/00; - ABS	2	24.5228-0195.3	330469	L= 202
			→	☐; → 08/00; + ABS		24.5228-0245.3	330531	L= 245
1.6 16V	80	09/00→03/05	←	→Orga 09470	2	24.5111-0460.3	330603	L= 460
			→	☐		24.5228-0195.3	330469	L= 202
			→	☐		24.5228-0245.3	330531	L= 245
1.6 i 1.8 D 1.8 i 1.8 i Aut. 1.9 D 1.9 SD	65 43 66 74 50 55	04/97→09/00 04/97→09/00 04/97→09/00 04/97→09/00 01/98→09/00	←	→ 08/00	2	24.5111-0460.3	330603	L= 460
			→	☐; → 08/00; + ABS		24.5228-0195.3	330469	L= 202
			→	→ 08/00; - ABS	2	24.5228-0195.3	330469	L= 202
			→	☐; → 08/00; + ABS		24.5228-0245.3	330531	L= 245
			→	☐; → 08/00		24.5228-0195.3	330469	L= 202
1.8 i 16V 2.0 16V	81 97	04/97→09/00 07/98→09/00	←	→ 08/00	2	24.5111-0460.3	330603	L= 460
			→	☐; → 08/00		24.5228-0195.3	330469	L= 202
			→	☐; → 08/00		24.5228-0245.3	330531	L= 245
1.9 D	51	07/98→03/05	←	→Orga 09470	2	24.5111-0460.3	330603	L= 460
			←	Orga 09471→	2	24.5111-0460.3	330603	L= 460
			→	→ 08/00; - ABS	2	24.5228-0195.3	330469	L= 202
			→	☐; → 08/00; + ABS		24.5228-0195.3	330469	L= 202
			→	☐; 09/00→		24.5228-0195.3	330469	L= 202
			→	☐; → 08/00; + ABS		24.5228-0245.3	330531	L= 245
			→	☐; 09/00→		24.5228-0245.3	330531	L= 245
1.9 TD	66	04/97→09/00	←	07/97→ 08/00	2	24.5111-0460.3	330603	L= 460
			→	☐; → 08/00; + ABS		24.5228-0195.3	330469	L= 202
			→	07/97→ 08/00; - ABS	2	24.5228-0195.3	330469	L= 202
			→	☐; → 08/00; + ABS		24.5228-0245.3	330531	L= 245
2.0 16V 2.0 HDi 109	100 80	09/00→03/05 05/01→03/05	←	Orga 09185→; - ESP	2	24.5111-0460.3	330603	L= 460
			←	→Orga 09184; - ESP	2	24.5111-0460.3	330603	L= 460
			←	Orga 09471→; + ESP	2	24.5111-0460.3	330603	L= 460
			←	→Orga 09470; + ESP	2	24.5111-0460.3	330603	L= 460
			→	☐		24.5228-0195.3	330469	L= 202
			→	☐		24.5228-0245.3	330531	L= 245
			→	☐		24.5228-0245.3	330531	L= 245
2.0 HDi 90	66	02/99→03/05	←	Orga 09471→	2	24.5111-0460.3	330603	L= 460
			←	→Orga 09470	2	24.5111-0460.3	330603	L= 460
			→	☐		24.5228-0195.3	330469	L= 202
			→	☐		24.5228-0245.3	330531	L= 245

**CITROËN - XSARA Break (N2) 10/97→03/10**

**Bremssattel**

1.4 HDi 1.6 16V	50 80	01/03→08/05 09/00→08/05	←	☐		24.3541-1771.5	240239	BOS - Halter
			←	☐		24.3541-1772.5	240240	BOS - Halter
1.4 i	55	10/97→08/05	←	☐; → 08/00; - ABS		24.3481-9833.5	240479	ATE - Halter
			←	☐; → 08/00; - ABS		24.3481-9834.5	240480	ATE - Halter
			←	☐; → 08/00; + ABS		24.3541-1757.5	240934	TRW - Halter
			←	☐; → 08/00; + ABS		24.3541-1767.5	240237	BOS - Halter
			←	☐; → 08/00; + ABS		24.3541-1758.5	240935	TRW - Halter
			←	☐; → 08/00; + ABS		24.3541-1768.5	240238	- Halter
			←	☐; 09/00→		24.3541-1771.5	240239	BOS - Halter
1.5 D 1.6 i 1.8 D 1.9 D	42 65 43 50	10/97→09/00 10/97→09/00 10/97→09/00 10/97→09/00	←	☐; → 08/00; - ABS		24.3481-9833.5	240479	ATE - Halter
			←	☐; → 08/00; - ABS		24.3481-9834.5	240480	ATE - Halter
			←	☐; → 08/00; + ABS		24.3541-1757.5	240934	TRW - Halter
			←	☐; → 08/00; + ABS		24.3541-1767.5	240237	BOS - Halter
			←	☐; → 08/00; + ABS		24.3541-1758.5	240935	TRW - Halter
↓								

	kw			 	! #		
<b>CITROËN - XSARA Break (N2) 10/97→03/10</b>							
 <b>Bremssattel</b>							
1.8 i	66	10/97→09/00	←	☐; → 08/00		24.3541-1757.5 240934	TRW - Halter
1.8 i 16V	81	10/97→09/00				24.3541-1767.5 240237	BOS - Halter
1.8 i Aut.	74	10/97→09/00					
1.9 D	55	01/98→09/00	←	☐; → 08/00		24.3541-1758.5 240935	TRW - Halter
1.9 TD	66	10/97→09/00				24.3541-1768.5 240238	- Halter
2.0 16V	97	07/98→09/00					
1.9 D	51	07/98→08/05	←	☐; → 08/00; - ABS		24.3481-9833.5 240479	ATE - Halter
			←	☐; → 08/00; - ABS		24.3481-9834.5 240480	ATE - Halter
			←	☐; → 08/00		24.3541-1757.5 240934	TRW - Halter
			←	☐; → 08/00		24.3541-1767.5 240237	BOS - Halter
			←	☐; → 08/00		24.3541-1758.5 240935	TRW - Halter
			←	☐; → 08/00		24.3541-1768.5 240238	- Halter
2.0 16V	100	09/00→08/05	←	☐; Orga 09185→		24.3541-1761.5 240233	- Halter
			←	☐; Orga 09185→		24.3541-1762.5 240234	- Halter
2.0 HDi 109	80	05/01→08/05	←	☐; Orga 09185→		24.3541-1762.5 240234	- Halter
			←	☐; Orga 09185→		24.3541-1762.5 240234	- Halter
2.0 HDI 90	66	02/99→08/05	←	☐; → 08/00		24.3541-1757.5 240934	TRW - Halter
			←	☐; → 08/00		24.3541-1767.5 240237	BOS - Halter
			←	☐; → 08/00		24.3541-1758.5 240935	TRW - Halter
			←	☐; → 08/00		24.3541-1768.5 240238	- Halter
			←	☐; 09/00→		24.3541-1771.5 240239	BOS - Halter
←	☐; 09/00→		24.3541-1772.5 240240	BOS - Halter			
<b>Feder, Bremssattel</b>							
1.4 i	55	10/97→08/05	←	→ 08/00; - ABS	2	11.8116-0129.1 390591	ATE
1.5 D	42	10/97→09/00					
1.6 i	65	10/97→09/00					
1.8 D	43	10/97→09/00					
1.9 D	50	10/97→09/00					
1.9 D	51	07/98→08/05					
<b>Führungshülzensatz, Bremssattel</b>							
1.4 i	55	10/97→08/05	←	→ 08/00; - ABS		11.0101-5407.2 260011	ATE
1.5 D	42	10/97→09/00					
1.6 i	65	10/97→09/00					
1.8 D	43	10/97→09/00					
1.9 D	50	10/97→09/00					
1.9 D	51	07/98→08/05					
<b>Führungsbolzen, Bremssattel</b>							
1.4 i	55	10/97→08/05		→ 08/00; - ABS	2	11.8171-0008.1 990049	ATE
1.5 D	42	10/97→09/00					
1.6 i	65	10/97→09/00					
1.8 D	43	10/97→09/00					
1.9 D	50	10/97→09/00					
1.9 D	51	07/98→08/05					
<b>Dichtungssatz, Bremssattel</b>							
1.4 i	55	10/97→08/05	←	→ 08/00; - ABS		11.0441-4811.2 250024	ATE
1.5 D	42	10/97→09/00					
1.6 i	65	10/97→09/00					
1.8 D	43	10/97→09/00					
1.9 D	50	10/97→09/00					
1.9 D	51	07/98→08/05					
 <b>Bremsschlauch</b>							
1.4 HDi	50	01/03→08/05	←		2	24.5111-0460.3 330603	L= 460
			→	☐		24.5228-0195.3 330469	L= 202
			→	☐		24.5228-0245.3 330531	L= 245
1.4 i	55	10/97→08/05	←	→Orga 08091	2	24.5111-0438.3 330568	L= 445
			←	08092→ 09470	2	24.5111-0460.3 330603	L= 460
			←	Orga 09471→	2	24.5111-0460.3 330603	L= 460
			→	☐; → 08/00; + ABS		24.5228-0195.3 330469	L= 202
			→	→ 08/00; - ABS	2	24.5228-0195.3 330469	L= 202
			→	☐; 09/00→		24.5228-0195.3 330469	L= 202
			→	☐; 09/00→		24.5228-0245.3 330531	L= 245
			→	☐; → 08/00; + ABS		24.5228-0245.3 330531	L= 245
↓							

**CITROËN - XSARA Break (N2) 10/97→03/10**

**Bremsschlauch**










1.5 D	42	10/97→09/00	←	→ 08/00	2	24.5111-0460.3	330603	L= 460
1.6 i	65	10/97→09/00	→	☐; → 08/00; + ABS		24.5228-0195.3	330469	L= 202
1.8 D	43	10/97→09/00	→	→ 08/00; - ABS	2	24.5228-0195.3	330469	L= 202
1.8 i	66	10/97→09/00	→	☐; → 08/00; + ABS		24.5228-0245.3	330531	L= 245
1.8 i Aut.	74	10/97→09/00	→	→ 08/00; - ABS	2	24.5228-0195.3	330469	L= 202
1.9 D	50	10/97→09/00	→	☐; → 08/00; + ABS		24.5228-0245.3	330531	L= 245
1.9 D	55	01/98→09/00						
1.9 TD	66	10/97→09/00						
1.6 16V	80	09/00→08/05	←	Orga 09471→	2	24.5111-0460.3	330603	L= 460
2.0 HDI 90	66	02/99→08/05	←	→Orga 09470	2	24.5111-0460.3	330603	L= 460
			→	☐		24.5228-0195.3	330469	L= 202
			→	☐		24.5228-0245.3	330531	L= 245
1.8 i 16V	81	10/97→09/00	←	→ 08/00	2	24.5111-0460.3	330603	L= 460
2.0 16V	97	07/98→09/00	→	☐; → 08/00		24.5228-0195.3	330469	L= 202
			→	☐; → 08/00		24.5228-0245.3	330531	L= 245
1.9 D	51	07/98→08/05	←	→Orga 09470	2	24.5111-0460.3	330603	L= 460
			←	Orga 09471→	2	24.5111-0460.3	330603	L= 460
			→	→ 08/00; - ABS	2	24.5228-0195.3	330469	L= 202
			→	☐; → 08/00; + ABS		24.5228-0195.3	330469	L= 202
			→	☐; 09/00→		24.5228-0195.3	330469	L= 202
			→	☐; → 08/00; + ABS		24.5228-0245.3	330531	L= 245
			→	☐; 09/00→		24.5228-0245.3	330531	L= 245
2.0 16V	100	09/00→08/05	←	Orga 09185→; + ESP	2	24.5111-0460.3	330603	L= 460
2.0 HDi 109	80	05/01→08/05	←	→Orga 09184; + ESP	2	24.5111-0460.3	330603	L= 460
			←	→Orga 09470; - ESP	2	24.5111-0460.3	330603	L= 460
			←	Orga 09471→; - ESP	2	24.5111-0460.3	330603	L= 460
			→	☐		24.5228-0195.3	330469	L= 202
			→	☐		24.5228-0245.3	330531	L= 245

**CITROËN - XSARA Coupe (N0) 01/98→04/05**










**Bremssattel**

1.4 HDi	50	01/03→03/05	←	☐		24.3541-1771.5	240239	BOS - Halter
1.6 16V	80	09/00→03/05	←	☐		24.3541-1772.5	240240	BOS - Halter
1.4 i	55	03/98→03/05	←	☐; → 08/00; - ABS		24.3481-1741.5	240245	BOS - Halter
			←	☐; → 08/00; - ABS		24.3481-1742.5	240246	BOS - Halter
			←	☐; → 08/00; + ABS		24.3481-9833.5	240479	ATE - Halter
			←	☐; → 08/00; + ABS		24.3481-9834.5	240480	ATE - Halter
			←	☐; 09/00→		24.3541-1771.5	240239	BOS - Halter
			←	☐; 09/00→		24.3541-1772.5	240240	BOS - Halter
1.6 i	65	02/98→09/00	←	☐; → 08/00		24.3481-9833.5	240479	ATE - Halter
1.8 i	66	02/98→09/00	←	☐; → 08/00		24.3481-9834.5	240480	ATE - Halter
1.9 D	50	02/98→09/00	←	☐; → 08/00		24.3481-9834.5	240480	ATE - Halter
1.9 TD	66	02/98→09/00						
1.8 i 16V	81	02/98→09/00	←	☐; → 08/00		24.3541-1757.5	240934	TRW - Halter
						24.3541-1767.5	240237	BOS - Halter
			←	☐; → 08/00		24.3541-1758.5	240935	TRW - Halter
						24.3541-1768.5	240238	- Halter
1.9 D	51	02/99→03/05	←	☐; → 08/00		24.3481-9833.5	240479	ATE - Halter
			←	☐; → 08/00		24.3481-9834.5	240480	ATE - Halter
			←	☐; 09/00→		24.3541-1771.5	240239	BOS - Halter
			←	☐; 09/00→		24.3541-1772.5	240240	BOS - Halter
2.0 16V	100	09/00→03/05	←	☐; Orga 09185→		24.3541-1761.5	240233	- Halter
2.0 HDi 109	80	05/01→03/05	←	☐; Orga 09185→		24.3541-1762.5	240234	- Halter
2.0 i 16V	120	02/98→03/05						
2.0 HDI 90	66	02/99→03/05	←	☐; → 08/00		24.3541-1757.5	240934	TRW - Halter
						24.3541-1767.5	240237	BOS - Halter
			←	☐; → 08/00		24.3541-1758.5	240935	TRW - Halter
						24.3541-1768.5	240238	- Halter
			←	☐; 09/00→		24.3541-1771.5	240239	BOS - Halter

↓

	kW			 	! #		
<b>CITROËN - XSARA Coupe (N0) 01/98→04/05</b>							
<b> Bremssattel</b>							
2.0 HDI 90	66	02/99→03/05	←	☐; 09/00→		24.3541-1772.5 240240	BOS - Halter
<b>Feder, Bremssattel</b>							
1.4 i	55	03/98→03/05	←	→ 08/00; + ABS	2	11.8116-0129.1 390591	ATE
1.6 i	65	02/98→09/00	←	→ 08/00	2	11.8116-0129.1 390591	ATE
1.8 i	66	02/98→09/00					
1.9 D	50	02/98→09/00					
1.9 D	51	02/99→03/05					
1.9 TD	66	02/98→09/00					
<b>Führungshülzensatz, Bremssattel</b>							
1.4 i	55	03/98→03/05	←	→ 08/00; + ABS		11.0101-5407.2 260011	ATE
1.6 i	65	02/98→09/00	←	→ 08/00		11.0101-5407.2 260011	ATE
1.8 i	66	02/98→09/00					
1.9 D	50	02/98→09/00					
1.9 D	51	02/99→03/05					
1.9 TD	66	02/98→09/00					
<b>Führungsbolzen, Bremssattel</b>							
1.4 i	55	03/98→03/05		→ 08/00; + ABS	2	11.8171-0008.1 990049	ATE
1.6 i	65	02/98→09/00		→ 08/00	2	11.8171-0008.1 990049	ATE
1.8 i	66	02/98→09/00					
1.9 D	50	02/98→09/00					
1.9 D	51	02/99→03/05					
1.9 TD	66	02/98→09/00					
<b>Dichtungssatz, Bremssattel</b>							
1.4 i	55	03/98→03/05	←	→ 08/00; + ABS		11.0441-4811.2 250024	ATE
1.6 i	65	02/98→09/00	←	→ 08/00		11.0441-4811.2 250024	ATE
1.8 i	66	02/98→09/00					
1.9 D	50	02/98→09/00					
1.9 D	51	02/99→03/05					
1.9 TD	66	02/98→09/00					
<b> Bremsschlauch</b>							
1.4 HDi	50	01/03→03/05	←		2	24.5111-0460.3 330603	L= 460
			→	☐		24.5228-0195.3 330469	L= 202
			→	☐		24.5228-0245.3 330531	L= 245
1.4 i	55	03/98→03/05	←	→Orga 08091	2	24.5111-0438.3 330568	L= 445
			←	08092→ 09470	2	24.5111-0460.3 330603	L= 460
			←	Orga 09471→	2	24.5111-0460.3 330603	L= 460
			→	☐; → 08/00; + ABS		24.5228-0195.3 330469	L= 202
			→	→ 08/00; - ABS	2	24.5228-0195.3 330469	L= 202
			→	☐; 09/00→		24.5228-0195.3 330469	L= 202
			→	☐; 09/00→		24.5228-0245.3 330531	L= 245
			→	☐; → 08/00; + ABS		24.5228-0245.3 330531	L= 245
			→				
1.6 16V	80	09/00→03/05	←	→Orga 09470	2	24.5111-0460.3 330603	L= 460
			→	☐		24.5228-0195.3 330469	L= 202
			→	☐		24.5228-0245.3 330531	L= 245
1.6 i	65	02/98→09/00	←	→ 08/00	2	24.5111-0460.3 330603	L= 460
			→	→ 08/00; - ABS	2	24.5228-0195.3 330469	L= 202
			→	☐; → 08/00		24.5228-0195.3 330469	L= 202
			→	☐; → 08/00		24.5228-0245.3 330531	L= 245
1.8 i 1.9 D 1.9 TD	66 50 66	02/98→09/00 02/98→09/00 02/98→09/00	←	→ 08/00	2	24.5111-0460.3 330603	L= 460
			→	☐; → 08/00; + ABS		24.5228-0195.3 330469	L= 202
			→	→ 08/00; - ABS	2	24.5228-0195.3 330469	L= 202
			→	☐; → 08/00; + ABS		24.5228-0245.3 330531	L= 245
1.8 i 16V	81	02/98→09/00	←	→ 08/00	2	24.5111-0460.3 330603	L= 460
			→	☐; → 08/00		24.5228-0195.3 330469	L= 202
			→	☐; → 08/00		24.5228-0245.3 330531	L= 245
1.9 D	51	02/99→03/05	←	Orga 09471→	2	24.5111-0460.3 330603	L= 460
			←	→Orga 09470	2	24.5111-0460.3 330603	L= 460
↓							



	kw			 	! #		
<b>CITROËN - XSARA Coupe (N0) 01/98→04/05</b>							
 <b>Bremsschlauch</b>							
1.9 D	51	02/99→03/05	➡	→ 08/00; - ABS	2	24.5228-0195.3 330469	L= 202
			➡	☐; → 08/00; + ABS		24.5228-0195.3 330469	L= 202
			➡	☐; 09/00→		24.5228-0195.3 330469	L= 202
			➡	☐; → 08/00; + ABS		24.5228-0245.3 330531	L= 245
			➡	☐; 09/00→		24.5228-0245.3 330531	L= 245
2.0 16V 2.0 HDi 109	100 80	09/00→03/05 05/01→03/05	⬅	→Orga 09184; + ESP	2	24.5111-0460.3 330603	L= 460
			⬅	Orga 09185→; + ESP	2	24.5111-0460.3 330603	L= 460
			⬅	→Orga 09470; - ESP	2	24.5111-0460.3 330603	L= 460
			⬅	Orga 09471→; - ESP	2	24.5111-0460.3 330603	L= 460
			➡	☐		24.5228-0195.3 330469	L= 202
			➡	☐		24.5228-0245.3 330531	L= 245
2.0 HDi 90	66	02/99→03/05	⬅	→Orga 09470	2	24.5111-0460.3 330603	L= 460
			⬅	Orga 09471→	2	24.5111-0460.3 330603	L= 460
			➡	☐		24.5228-0195.3 330469	L= 202
			➡	☐		24.5228-0245.3 330531	L= 245
2.0 i 16V	120	02/98→03/05	⬅	Orga 09185→; + ESP	2	24.5111-0460.3 330603	L= 460
			⬅	→Orga 09184; - ESP	2	24.5111-0460.3 330603	L= 460
			⬅	→Orga 09470; - ESP	2	24.5111-0460.3 330603	L= 460
			⬅	Orga 09471→; - ESP	2	24.5111-0460.3 330603	L= 460
			➡	☐		24.5228-0195.3 330469	L= 202
			➡	☐		24.5228-0245.3 330531	L= 245
<b>CITROËN - XSARA PICASSO (N68) 09/99→06/12</b>							
 <b>Bremssattel</b>							
1.6	65	12/99→09/01	⬅	☐; 06/00→; →Orga 11340		24.3541-1757.5 240934	TRW - Halter
			⬅	☐; 06/00→; →Orga 11340		24.3541-1758.5 240935	TRW - Halter
			⬅	☐; 06/00→; + ESP		24.3541-1761.5 240233	- Halter
			⬅	☐; 06/00→; + ESP		24.3541-1762.5 240234	- Halter
			⬅	☐; 06/00→; - ESP		24.3541-1771.5 240239	BOS - Halter
			⬅	☐; 06/00→; - ESP		24.3541-1772.5 240240	BOS - Halter
1.6	70	12/99→12/10	⬅	☐; 09/00→; →Orga 11340		24.3541-1757.5 240934	TRW - Halter
			⬅	☐; 09/00→; →Orga 11340		24.3541-1758.5 240935	TRW - Halter
			⬅	☐; 09/00→ 03/10; + ESP		24.3541-1761.5 240233	- Halter
			⬅	☐; 09/00→ 03/10; + ESP		24.3541-1762.5 240234	- Halter
			⬅	☐; 09/00→ 03/10; - ESP		24.3541-1771.5 240239	BOS - Halter
			⬅	☐; 09/00→ 03/10; - ESP		24.3541-1772.5 240240	BOS - Halter
1.6 16V 1.6 16V LPG 1.8 16V	80 80 85	09/05→12/11 06/04→12/10 02/00→08/05	⬅	☐; →Orga 11340		24.3541-1757.5 240934	TRW - Halter
			⬅	☐; →Orga 11340		24.3541-1758.5 240935	TRW - Halter
			⬅	☐; + ESP		24.3541-1761.5 240233	- Halter
			⬅	☐; + ESP		24.3541-1762.5 240234	- Halter
			⬅	☐; - ESP		24.3541-1771.5 240239	BOS - Halter
			⬅	☐; - ESP		24.3541-1772.5 240240	BOS - Halter
			➡	☐		24.3387-1711.5 240868	TRW - Halter
			➡	☐		24.3387-1712.5 240869	TRW - Halter
1.6 HDi 1.6 HDi	66 80	09/05→12/11 05/04→12/11	⬅	☐; →Orga 11340		24.3541-1757.5 240934	TRW - Halter
			⬅	☐; →Orga 11340		24.3541-1758.5 240935	TRW - Halter
			⬅	☐; → 03/10; + ESP		24.3541-1761.5 240233	- Halter
			⬅	☐; → 03/10; + ESP		24.3541-1762.5 240234	- Halter
			⬅	☐; → 03/10; - ESP		24.3541-1771.5 240239	BOS - Halter
			⬅	☐; → 03/10; - ESP		24.3541-1772.5 240240	BOS - Halter
			➡	☐; → 03/10		24.3387-1711.5 240868	TRW - Halter
			➡	☐; → 03/10		24.3387-1712.5 240869	TRW - Halter
2.0 16V ↓	100	01/03→06/12	⬅	☐; →Orga 11340		24.3541-1757.5 240934	TRW - Halter



**CITROËN - XSARA PICASSO (N68) 09/99→06/12**

**Bremssattel**

2.0 16V	100	01/03→06/12	←	☐; →Orga 11340	24.3541-1758.5	240935	TRW - Halter
			←	☐; → 03/10; Automatikgetriebe	24.3541-1761.5	240233	- Halter
			←	☐; → 03/10; + ESP; Schaltgetriebe	24.3541-1761.5	240233	- Halter
			←	☐; → 03/10; + ESP; Schaltgetriebe	24.3541-1762.5	240234	- Halter
			←	☐; → 03/10; Automatikgetriebe	24.3541-1762.5	240234	- Halter
			←	☐; → 03/10; - ESP; Schaltgetriebe	24.3541-1771.5	240239	BOS - Halter
			←	☐; → 03/10; Automatikgetriebe	24.3541-1771.5	240239	BOS - Halter
			←	☐; → 03/10; - ESP; Schaltgetriebe	24.3541-1772.5	240240	BOS - Halter
			←	☐; → 03/10; Automatikgetriebe	24.3541-1772.5	240240	BOS - Halter
			→	☐; → 03/10	24.3387-1711.5	240868	TRW - Halter
→	☐; → 03/10	24.3387-1712.5	240869	TRW - Halter			
2.0 HDi	66	12/99→12/11	←	☐; 06/00→; →Orga 11340	24.3541-1757.5	240934	TRW - Halter
			←	☐; 06/00→; →Orga 11340	24.3541-1758.5	240935	TRW - Halter
			←	☐; 06/00→ 03/10; + ESP	24.3541-1761.5	240233	- Halter
			←	☐; 06/00→ 03/10; + ESP	24.3541-1762.5	240234	- Halter
			←	☐; 06/00→ 03/10; - ESP	24.3541-1771.5	240239	BOS - Halter
			←	☐; 06/00→ 03/10; - ESP	24.3541-1772.5	240240	BOS - Halter
			→	☐; 06/00→ 03/10	24.3387-1711.5	240868	TRW - Halter
			→	☐; 06/00→ 03/10	24.3387-1712.5	240869	TRW - Halter










**Bremsschlauch**

1.6	65	12/99→09/01	←	06/00→; - ESP	2	24.5111-0438.3	330568	L= 445
			←	06/00→; + ESP	2	24.5111-0460.3	330603	L= 460
			→	06/00→; →Orga 09526	2	24.5229-0255.3	330581	L= 255
			→	Orga 09527→	2	24.5246-0260.3	330782	L= 260
1.6	70	12/99→12/10	←	09/00→ 03/10; - ESP	2	24.5111-0438.3	330568	L= 445
			←	09/00→ 03/10; + ESP	2	24.5111-0460.3	330603	L= 460
			→	09/00→; →Orga 09526	2	24.5229-0255.3	330581	L= 255
			→	Orga 09527→; → 03/10	2	24.5246-0260.3	330782	L= 260
1.6 16V 1.6 16V LPG	80	09/05→12/11 06/04→12/10	←	- ESP	2	24.5111-0438.3	330568	L= 445
	80		←	+ ESP	2	24.5111-0460.3	330603	L= 460
			→		2	24.5246-0260.3	330782	L= 260
1.6 HDi 1.6 HDi 2.0 16V	66	09/05→12/11 05/04→12/11 01/03→06/12	←	→ 03/10; - ESP	2	24.5111-0438.3	330568	L= 445
	80		←	→ 03/10; + ESP	2	24.5111-0460.3	330603	L= 460
	100		→	→ 03/10	2	24.5246-0260.3	330782	L= 260
1.8 16V	85	02/00→08/05	←	- ESP	2	24.5111-0438.3	330568	L= 445
			←	+ ESP	2	24.5111-0460.3	330603	L= 460
			→	→Orga 09526	2	24.5229-0255.3	330581	L= 255
			→	Orga 09527→	2	24.5246-0260.3	330782	L= 260
2.0 HDi	66	12/99→12/11	←	06/00→ 03/10; - ESP	2	24.5111-0438.3	330568	L= 445
			←	06/00→ 03/10; + ESP	2	24.5111-0460.3	330603	L= 460
			→	06/00→; →Orga 09526	2	24.5229-0255.3	330581	L= 255
			→	Orga 09527→; → 03/10	2	24.5246-0260.3	330782	L= 260











**CITROËN - ZX (N2) 03/91→07/99**











**Bremssattel**



































1.6	66	07/94→10/97	←	☐; → 06/97; + ABS	24.3481-1615.5	240031	TRW - Halter
			←	☐; → 06/97; + ABS	24.3481-1616.5	240032	TRW - Halter
1.6 i	65	03/91→06/97	←	☐; + ABS	24.3481-1615.5	240031	TRW - Halter
			←	☐; + ABS	24.3481-1616.5	240032	TRW - Halter
1.8 1.9 DT 2.0	76	03/91→10/97 07/94→10/97	←	☐; → 06/97	24.3481-1615.5	240031	TRW - Halter
	65		←	☐; → 06/97	24.3481-1616.5	240032	TRW - Halter
1.8 D 1.9 D	44	06/93→06/97 03/91→06/97	←	☐; →Orga 06049	24.3481-1610.5	240845	TRW + Halter
	47						















	kW			 	! #				
<b>CITROËN - ZX (N2) 03/91→07/99</b>									
 <b>Bremssattel</b>									
1.8 i	74	07/92→06/97	←	☐		24.3481-1615.5	240031	TRW - Halter	
1.8 i 16V	81	01/96→06/97	←	☐		24.3481-1616.5	240032	TRW - Halter	
1.9	93	03/91→06/97	←						
1.9 i	88	03/91→06/97	←						
1.9 TD	66	07/92→06/97	←						
2.0 i	89	07/92→06/97	←						
<b>Zubehörsatz, Bremssattel</b>									
1.6	66	07/94→10/97	←		→ 06/97; + ABS	24.0101-4806.2	260052	TRW	
1.6 i	65	03/91→06/97	←		+ ABS	24.0101-4806.2	260052	TRW	
1.8	76	03/91→10/97	←		→ 06/97	24.0101-4806.2	260052	TRW	
1.9 DT	65	07/94→10/97	←						
2.0	90	07/94→10/97	←						
1.8 i	74	07/92→06/97	←			24.0101-4806.2	260052	TRW	
1.8 i 16V	81	01/96→06/97	←						
1.9	93	03/91→06/97	←						
1.9 i	88	03/91→06/97	←						
1.9 TD	66	07/92→06/97	←						
2.0 i	89	07/92→06/97	←						
 <b>Bremsschlauch</b>									
1.1	44	03/91→06/97	←			2	24.5111-0425.3	330278	L= 425
			→	☐	Orga 06749→		24.5228-0195.3	330469	L= 202
			→		→Orga 09748	2	24.5228-0195.3	330469	L= 202
			→	☐	Orga 06749→		24.5228-0245.3	330531	L= 245
1.4	55	03/91→06/97	←			2	24.5111-0425.3	330278	L= 425
1.4 i	55	03/91→06/97	←						
1.6 i	65	03/91→06/97	→	☐	Orga 06749→		24.5228-0195.3	330469	L= 202
1.8 D	44	06/93→06/97	→		→Orga 06748	2	24.5228-0195.3	330469	L= 202
1.8 i	74	07/92→06/97	→						
1.9 D	47	03/91→06/97	→	☐	Orga 06749→		24.5228-0245.3	330531	L= 245
1.6	66	07/94→10/97	←		→ 06/97	2	24.5111-0425.3	330278	L= 425
1.8	76	03/91→10/97	→	☐	Orga 06749→; → 06/97		24.5228-0195.3	330469	L= 202
			→		→Orga 06748	2	24.5228-0195.3	330469	L= 202
			→	☐	Orga 06749→; → 06/97		24.5228-0245.3	330531	L= 245
1.8 i 16V	81	01/96→06/97	←		- ABS	2	24.5111-0425.3	330278	L= 425
			←		+ ABS	2	24.5111-0438.3	330568	L= 445
			→	☐			24.5228-0195.3	330469	L= 202
			→	☐			24.5228-0245.3	330531	L= 245
1.9	93	03/91→06/97	←		Orga 06749→; - ABS	2	24.5111-0425.3	330278	L= 425
1.9 i	88	03/91→06/97	←		→Orga 06748	2	24.5111-0425.3	330278	L= 425
2.0 i	89	07/92→06/97	←		Orga 06749→; + ABS	2	24.5111-0438.3	330568	L= 445
			→		→Orga 06748; + ABS	2	24.5112-0155.3	330507	L= 155
			→				24.5228-0195.3	330469	L= 202
			→		- ABS	2	24.5112-0155.3	330507	L= 155
			→				24.5228-0195.3	330469	L= 202
			→	☐	Orga 06749→; + ABS		24.5228-0195.3	330469	L= 202
			→	☐	Orga 06749→; + ABS		24.5228-0245.3	330531	L= 245
1.9 D	50	07/93→06/97	←		06/94→	2	24.5111-0425.3	330278	L= 425
			→	☐	Orga 06749→		24.5228-0195.3	330469	L= 202
			→		06/94→; →Orga 06748	2	24.5228-0195.3	330469	L= 202
			→	☐	Orga 06749→		24.5228-0245.3	330531	L= 245
1.9 DT	65	07/94→10/97	←		Orga 06749→; → 06/97; - ABS	2	24.5111-0425.3	330278	L= 425
			←		→Orga 06748	2	24.5111-0425.3	330278	L= 425
			←		Orga 06749→; → 06/97; + ABS	2	24.5111-0438.3	330568	L= 445
			→		→Orga 09748; + ABS	2	24.5112-0155.3	330507	L= 155
			→				24.5228-0195.3	330469	L= 202
			→		→ 06/97; - ABS	2	24.5112-0155.3	330507	L= 155
			→				24.5228-0195.3	330469	L= 202
			→	☐	Orga 06749→; → 06/97; + ABS		24.5228-0195.3	330469	L= 202
			→	☐	Orga 06749→; → 06/97; + ABS		24.5228-0245.3	330531	L= 245
1.9 TD	66	07/92→06/97	←		Orga 06749→; - ABS	2	24.5111-0425.3	330278	L= 425
↓									










	kw			 	! #		
<b>CITROËN - ZX (N2) 03/91→07/99</b>							
 <b>Bremsschlauch</b>							
1.9 TD	66	07/92→06/97	←	→Orga 06748	2	24.5111-0425.3 330278	L= 425
			←	Orga 06749→; + ABS	2	24.5111-0438.3 330568	L= 445
			→	→Orga 09748; + ABS	2	24.5112-0155.3 330507	L= 155
			→	- ABS	2	24.5112-0155.3 330507	L= 155
			→	☐; Orga 06749→; + ABS		24.5228-0195.3 330469	L= 202
			→	☐; Orga 06749→; + ABS		24.5228-0245.3 330531	L= 245
2.0	90	07/94→10/97	←	Orga 06749→; → 06/97; - ABS	2	24.5111-0425.3 330278	L= 425
			←	→Orga 06748	2	24.5111-0425.3 330278	L= 425
			←	Orga 06749→; → 06/97; + ABS	2	24.5111-0438.3 330568	L= 445
			→	→Orga 06748; + ABS	2	24.5112-0155.3 330507	L= 155
			→	→ 06/97; - ABS	2	24.5112-0155.3 330507	L= 155
			→	☐; Orga 06749→; → 06/97; + ABS		24.5228-0195.3 330469	L= 202
2.0 2.0 i 16V	122 120	09/96→10/97 05/96→06/97	←		2	24.5111-0460.3 330603	L= 460
			→	☐		24.5228-0195.3 330469	L= 202
2.0 i 16V	110	06/94→06/97	←		2	24.5111-0438.3 330568	L= 445
			→	→Orga 06748; + ABS	2	24.5112-0155.3 330507	L= 155
			→	- ABS	2	24.5112-0155.3 330507	L= 155
			→	☐; Orga 06749→; + ABS		24.5228-0195.3 330469	L= 202
			→	☐; Orga 06749→; + ABS		24.5228-0245.3 330531	L= 245
<b>CITROËN - ZX Break (N2) 10/93→07/99</b>							
 <b>Bremssattel</b>							
1.6 i	65	10/93→10/97	←	☐; + ABS		24.3481-1615.5 240031	TRW - Halter
			←	☐; + ABS		24.3481-1616.5 240032	TRW - Halter
1.8 D	44	10/93→10/97	←	☐		24.3481-1615.5 240031	TRW - Halter
1.8 i	74	10/93→10/97	←	☐		24.3481-1616.5 240032	TRW - Halter
1.8 i 16V	81	01/96→02/98	←	☐			
1.9 D	47	10/93→10/97					
1.9 D	50	06/94→10/97					
1.9 TD	66	10/93→10/97					
<b>Zubehörsatz, Bremssattel</b>							
1.6 i	65	10/93→10/97	←	+ ABS		24.0101-4806.2 260052	TRW
1.8 D	44	10/93→10/97	←			24.0101-4806.2 260052	TRW
1.8 i	74	10/93→10/97					
1.8 i 16V	81	01/96→02/98					
1.9 D	47	10/93→10/97					
1.9 D	50	06/94→10/97					
1.9 TD	66	10/93→10/97					
 <b>Bremsschlauch</b>							
1.4 i	55	10/93→10/97	←		2	24.5111-0425.3 330278	L= 425
1.6 i	65	10/93→10/97	→	☐		24.5228-0195.3 330469	L= 202
1.8 D	44	10/93→10/97	→	☐		24.5228-0245.3 330531	L= 245
1.8 i	74	10/93→10/97	→	☐			
1.9 D	47	10/93→10/97					
1.9 D	50	06/94→10/97					
1.8 i 16V	81	01/96→02/98	←	- ABS	2	24.5111-0425.3 330278	L= 425
			←	+ ABS	2	24.5111-0438.3 330568	L= 445
			→	☐		24.5228-0195.3 330469	L= 202
			→	☐		24.5228-0245.3 330531	L= 245
1.9 TD	66	10/93→10/97	←	Orga 06749→; - ABS	2	24.5111-0425.3 330278	L= 425
			←	→Orga 06748	2	24.5111-0425.3 330278	L= 425
			←	Orga 06749→; + ABS	2	24.5111-0438.3 330568	L= 445
↓							

	kw			 	! #		
<b>CITROËN - ZX Break (N2) 10/93→07/99</b>							
 <b>Bremsschlauch</b>							
1.9 TD	66	10/93→10/97	→	☐		24.5228-0195.3 330469	L= 202
			→	☐		24.5228-0245.3 330531	L= 245
<b>DACIA - DOKKER Express Kasten/Großraumlimousine 11/12→</b>							
 <b>Bremssattel</b>							
1.2 TCe 115 (FEAY)	85	07/15→	←	☐		24.3541-9950.5 241029	ATE - Halter
1.2 TCe 115 (FEM0)	84	12/12→	←	☐		24.3541-9951.5 241030	ATE - Halter
1.3 TCe 100 (FENU)	75	08/19→	←	☐			
1.3 TCe 130 (FENE)	96	08/19→	←	☐			
1.5 Blue dCi 95 (FEJL)	70	06/19→	←	☐; für Individualausstattungs-ID: CHANOR / ENPA01 / ENPB01 / ENPH01		24.3541-1849.5 240707	TRW - Halter
			←	☐; für Individualausstattungs-ID: CHANOR / ENPA01 / ENPB01 / ENPH01		24.3541-1850.5 240708	TRW - Halter
			←	☐; für Individualausstattungs-ID: CHAAUG		24.3541-9950.5 241029	ATE - Halter
			←	☐; für Individualausstattungs-ID: CHANOR / ENPC01		24.3541-9950.5 241029	ATE - Halter
			←	☐; für Individualausstattungs-ID: CHANOR / ENPC01		24.3541-9951.5 241030	ATE - Halter
			←	☐; für Individualausstattungs-ID: CHAAUG		24.3541-9951.5 241030	ATE - Halter
1.5 dCi (FEAJ)	66	12/12→	←	☐; - ESP; nicht für erhöhte Nutzlast		24.3541-1849.5 240707	TRW - Halter
1.5 dCi 75 / Blue dCi 75 (FEJW, FEAH)	55	12/12→	←	☐; - ESP; nicht für erhöhte Nutzlast		24.3541-1850.5 240708	TRW - Halter
1.6	61	12/12→	←	☐; - ESP; für erhöhte Nutzlast		24.3541-9950.5 241029	ATE - Halter
1.6	75	04/15→	←	☐; - ESP; für erhöhte Nutzlast		24.3541-9950.5 241029	ATE - Halter
1.6 LPG	61	11/13→	←	☐; + ESP		24.3541-9950.5 241029	ATE - Halter
1.6 LPG	75	04/15→	←	☐; + ESP		24.3541-9951.5 241030	ATE - Halter
			←	☐; - ESP; für erhöhte Nutzlast		24.3541-9951.5 241030	ATE - Halter
<b>Halter, Bremssattel</b>							
1.2 TCe 115 (FEAY)	85	07/15→	←			11.8170-0002.1 260110	ATE
1.2 TCe 115 (FEM0)	84	12/12→	←				
1.3 TCe 100 (FENU)	75	08/19→	←				
1.3 TCe 130 (FENE)	96	08/19→	←				
1.5 Blue dCi 95 (FEJL)	70	06/19→	←	für Individualausstattungs-ID: CHAAUG		11.8170-0002.1 260110	ATE
			←	für Individualausstattungs-ID: CHANOR / ENPC01		11.8170-0002.1 260110	ATE
1.5 dCi (FEAJ)	66	12/12→	←	+ ESP		11.8170-0002.1 260110	ATE
1.5 dCi 75 / Blue dCi 75 (FEJW, FEAH)	55	12/12→	←	- ESP; für erhöhte Nutzlast		11.8170-0002.1 260110	ATE
1.6	61	12/12→	←				
1.6	75	04/15→	←				
1.6 LPG	61	11/13→	←				
1.6 LPG	75	04/15→	←				
<b>Feder, Bremssattel</b>							
1.2 TCe 115 (FEAY)	85	07/15→	←		2	11.8116-0356.1 390586	ATE
1.2 TCe 115 (FEM0)	84	12/12→	←				
1.3 TCe 100 (FENU)	75	08/19→	←				
1.3 TCe 130 (FENE)	96	08/19→	←				
1.5 Blue dCi 95 (FEJL)	70	06/19→	←	für Individualausstattungs-ID: CHANOR / ENPC01	2	11.8116-0356.1 390586	ATE
			←	für Individualausstattungs-ID: CHAAUG	2	11.8116-0356.1 390586	ATE
1.5 dCi (FEAJ)	66	12/12→	←	- ESP; für erhöhte Nutzlast	2	11.8116-0356.1 390586	ATE
1.5 dCi 75 / Blue dCi 75 (FEJW, FEAH)	55	12/12→	←	+ ESP	2	11.8116-0356.1 390586	ATE
1.6	61	12/12→	←				
1.6	75	04/15→	←				
1.6 LPG	61	11/13→	←				
1.6 LPG	75	04/15→	←				
<b>DACIA - DOKKER Großraumlimousine (KE_) 11/12→</b>							
 <b>Bremssattel</b>							
1.2 TCe (KEM0, KEAY)	85	11/12→	←	☐		24.3541-9950.5 241029	ATE - Halter
1.3 TCe 100 (KENU)	75	08/19→	←	☐		24.3541-9951.5 241030	ATE - Halter
1.3 TCe 130 (KENE)	96	03/19→	←	☐			
1.5 Blue dCi 95 (KEJL)	70	12/18→	←	☐; für Individualausstattungs-ID: CHANOR / ENPA01 / ENPB01 / ENPH01		24.3541-1849.5 240707	TRW - Halter
↓							








	kw			 	! #					
<b>DACIA - DOKKER Großraumlimousine (KE_) 11/12→</b>										
<b> Bremssattel</b>										
1.5 Blue dCi 95 (KEJL)	70	12/18→	←  ;	für Individualausstattungs-ID: CHANOR / ENPA01 / ENPB01 / ENPH01	24.3541-1850.5	240708	TRW - Halter			
			←  ;	für Individualausstattungs-ID: CHAAUG				24.3541-9950.5	241029	ATE - Halter
			←  ;	für Individualausstattungs-ID: CHANOR / ENPC01				24.3541-9950.5	241029	ATE - Halter
			←  ;	für Individualausstattungs-ID: CHANOR / ENPC01				24.3541-9951.5	241030	ATE - Halter
			←  ;	für Individualausstattungs-ID: CHAAUG				24.3541-9951.5	241030	ATE - Halter
1.5 dCi / Blue dCi 75 (KEAJ, KEAH, KEJW)	55	11/12→	←  ;	- ESP	24.3541-1849.5	240707	TRW - Halter			
1.5 dCi (KEAJ, KEAH)	66	11/12→	←  ;	- ESP	24.3541-1850.5	240708	TRW - Halter			
1.6	61	11/12→	←  ;	+ ESP	24.3541-9950.5	241029	ATE - Halter			
1.6	75	04/15→	←  ;	+ ESP	24.3541-9951.5	241030	ATE - Halter			
1.6 LPG	61	11/13→	←  ;	+ ESP	24.3541-9951.5	241030	ATE - Halter			
1.6 LPG	75	04/15→	←  ;							
1.6 LPG	80	08/18→	←  ;	für Individualausstattungs-ID: CHANOR / ENPA01 / ENPB01 / ENPH01	24.3541-1849.5	240707	TRW - Halter			
			←  ;	für Individualausstattungs-ID: CHANOR / ENPA01 / ENPB01 / ENPH01	24.3541-1850.5	240708	TRW - Halter			
			←  ;	für Individualausstattungs-ID: CHANOR / ENPC01 / CHAAUG	24.3541-9950.5	241029	ATE - Halter			
			←  ;	für Individualausstattungs-ID: CHANOR / ENPC01 / CHAAUG	24.3541-9951.5	241030	ATE - Halter			
<b>Halter, Bremssattel</b>										
1.2 TCe (KEM0, KEAY)	85	11/12→	← 		11.8170-0002.1	260110	ATE			
1.3 TCe 100 (KENU)	75	08/19→								
1.3 TCe 130 (KENE)	96	03/19→								
1.5 Blue dCi 95 (KEJL)	70	12/18→	← 	für Individualausstattungs-ID: CHAAUG	11.8170-0002.1	260110	ATE			
			← 	für Individualausstattungs-ID: CHANOR / ENPC01				11.8170-0002.1	260110	ATE
1.5 dCi / Blue dCi 75 (KEAJ, KEAH, KEJW)	55	11/12→	← 	+ ESP	11.8170-0002.1	260110	ATE			
1.5 dCi (KEAJ, KEAH)	66	11/12→								
1.6	61	11/12→								
1.6	75	04/15→								
1.6 LPG	61	11/13→								
1.6 LPG	75	04/15→								
1.6 LPG	80	08/18→	← 	für Individualausstattungs-ID: CHANOR / ENPC01 / CHAAUG	11.8170-0002.1	260110	ATE			
<b>Feder, Bremssattel</b>										
1.2 TCe (KEM0, KEAY)	85	11/12→	← 		2	11.8116-0356.1	390586	ATE		
1.3 TCe 100 (KENU)	75	08/19→								
1.3 TCe 130 (KENE)	96	03/19→								
1.5 Blue dCi 95 (KEJL)	70	12/18→	← 	für Individualausstattungs-ID: CHANOR / ENPC01	2	11.8116-0356.1	390586	ATE		
			← 	für Individualausstattungs-ID: CHAAUG					2	11.8116-0356.1
1.5 dCi / Blue dCi 75 (KEAJ, KEAH, KEJW)	55	11/12→	← 	+ ESP	2	11.8116-0356.1	390586	ATE		
1.5 dCi (KEAJ, KEAH)	66	11/12→								
1.6	61	11/12→								
1.6	75	04/15→								
1.6 LPG	61	11/13→								
1.6 LPG	75	04/15→								
1.6 LPG	80	08/18→	← 	für Individualausstattungs-ID: CHANOR / ENPC01 / CHAAUG	2	11.8116-0356.1	390586	ATE		
<b>Zubehörsatz, Bremssattel</b>										
1.5 dCi / Blue dCi 75 (KEAJ, KEAH, KEJW)	55	11/12→	← 	- ESP	24.0101-5407.2	260140				
1.5 dCi (KEAJ, KEAH)	66	11/12→								
1.6	61	11/12→								
1.6	75	04/15→								
1.6 LPG	61	11/13→								
1.6 LPG	75	04/15→								








	kW			 	! #		
<b>DACIA - DUSTER (HM_) 10/17→</b>							
<b> Bremssattel</b>							
1.0 LPG	74	01/19→	←	 ; für Bremsscheibendurchmesser [mm]: 269	2	24.3541-1849.5 240707	TRW - Halter
1.0 TCe 100 (HMMT)	74	01/19→					
1.6 S Ce 115 (HMM1)	84	10/17→					
1.6 S Ce 115 LPG (HMM1)	80	10/17→	←	 ; für Bremsscheibendurchmesser [mm]: 269	2	24.3541-1850.5 240708	TRW - Halter
			←	 ; für Bremsscheibendurchmesser [mm]: 280		24.3541-9950.5 241029	ATE - Halter
			←	 ; für Bremsscheibendurchmesser [mm]: 280		24.3541-9951.5 241030	ATE - Halter
1.0 TCe 100 4x4 (HMMT)	74	01/19→	←			24.3541-9950.5 241029	ATE - Halter
1.2 TCe 125 (HMMA)	92	10/17→	←			24.3541-9951.5 241030	ATE - Halter
1.2 TCe 125 4x4 (HMMA)	92	10/17→					
1.3 TCe 130 (HMMF)	96	01/19→					
1.3 TCe 130 4x4 (HMMF)	96	01/19→					
1.3 TCe 150 (HMM3)	110	01/19→					
1.3 TCe 150 4x4 (HMM3)	110	01/19→					
1.5 dCi 110 (HMAB)	80	10/17→					
1.5 dCi 110 4x4 (HMAB)	80	10/17→					
1.5 dCi 115 (HMAD)	85	10/17→					
1.5 dCi 115 4x4 (HMAD)	85	10/17→					
1.5 dCi 90 (HMAA)	66	10/17→					
1.5 dCi 95 (HMAF)	70	10/17→					
1.6 S Ce 115 4x4 (HMM1)	84	10/17→					
2.0 16V 4x4	101	04/18→					
<b>Halter, Bremssattel</b>							
1.0 LPG	74	01/19→	←	für Bremsscheibendurchmesser [mm]: 280	2	11.8170-0002.1 260110	ATE
1.0 TCe 100 (HMMT)	74	01/19→					
1.6 S Ce 115 (HMM1)	84	10/17→					
1.6 S Ce 115 LPG (HMM1)	80	10/17→					
1.0 TCe 100 4x4 (HMMT)	74	01/19→	←			11.8170-0002.1 260110	ATE
1.2 TCe 125 (HMMA)	92	10/17→					
1.2 TCe 125 4x4 (HMMA)	92	10/17→					
1.3 TCe 130 (HMMF)	96	01/19→					
1.3 TCe 130 4x4 (HMMF)	96	01/19→					
1.3 TCe 150 (HMM3)	110	01/19→					
1.3 TCe 150 4x4 (HMM3)	110	01/19→					
1.5 dCi 110 (HMAB)	80	10/17→					
1.5 dCi 110 4x4 (HMAB)	80	10/17→					
1.5 dCi 115 (HMAD)	85	10/17→					
1.5 dCi 115 4x4 (HMAD)	85	10/17→					
1.5 dCi 90 (HMAA)	66	10/17→					
1.5 dCi 95 (HMAF)	70	10/17→					
1.6 S Ce 115 4x4 (HMM1)	84	10/17→					
2.0 16V 4x4	101	04/18→	←		2	11.8170-0002.1 260110	ATE
<b>Feder, Bremssattel</b>							
1.0 LPG	74	01/19→	←	für Bremsscheibendurchmesser [mm]: 280	2	11.8116-0356.1 390586	ATE
1.0 TCe 100 (HMMT)	74	01/19→					
1.6 S Ce 115 (HMM1)	84	10/17→					
1.6 S Ce 115 LPG (HMM1)	80	10/17→					
1.0 TCe 100 4x4 (HMMT)	74	01/19→	←		2	11.8116-0356.1 390586	ATE
1.2 TCe 125 (HMMA)	92	10/17→					
1.2 TCe 125 4x4 (HMMA)	92	10/17→					
1.3 TCe 130 (HMMF)	96	01/19→					
1.3 TCe 130 4x4 (HMMF)	96	01/19→					
1.3 TCe 150 (HMM3)	110	01/19→					
1.3 TCe 150 4x4 (HMM3)	110	01/19→					
1.5 dCi 110 (HMAB)	80	10/17→					
1.5 dCi 110 4x4 (HMAB)	80	10/17→					
1.5 dCi 115 (HMAD)	85	10/17→					
1.5 dCi 115 4x4 (HMAD)	85	10/17→					
↓							



	kw			 	! #		
<b>DACIA - DUSTER (HM_) 10/17→</b>							
<b>Feder, Bremssattel</b>							
1.5 dCi 90 (HMAA)	66	10/17→	←		2	11.8116-0356.1	390586 ATE
1.5 dCi 95 (HMAF)	70	10/17→					
1.6 SCe 115 4x4 (HMM1)	84	10/17→					
2.0 16V 4x4	101	04/18→					
<b>Zubehörsatz, Bremssattel</b>							
1.0 LPG	74	01/19→	←	für Bremsscheibendurchmesser [mm]:		24.0101-5407.2	260140
1.0 TCe 100 (HMMT)	74	01/19→		269			
1.6 SCe 115 (HMM1)	84	10/17→					
1.6 SCe 115 LPG (HMM1)	80	10/17→					
<b>Bremsschlauch</b>							
1.0 LPG	74	01/19→	←	für Bremsscheibendurchmesser [mm]:	2	24.5111-0415.3	331506 L= 415
1.0 TCe 100 (HMMT)	74	01/19→		280			
1.6 SCe 115 (HMM1)	84	10/17→	→		2	24.5201-0280.3	331569 L= 280
1.6 SCe 115 LPG (HMM1)	80	10/17→					
1.0 TCe 100 4x4 (HMMT)	74	01/19→	←		2	24.5111-0415.3	331506 L= 415
1.2 TCe 125 (HMMA)	92	10/17→	→		2	24.5201-0280.3	331569 L= 280
1.2 TCe 125 4x4 (HMMA)	92	10/17→					
1.3 TCe 130 (HMMF)	96	01/19→					
1.3 TCe 130 4x4 (HMMF)	96	01/19→					
1.3 TCe 150 (HMM3)	110	01/19→					
1.3 TCe 150 4x4 (HMM3)	110	01/19→					
1.5 dCi 110 (HMAB)	80	10/17→					
1.5 dCi 110 4x4 (HMAB)	80	10/17→					
1.5 dCi 115 (HMAD)	85	10/17→					
1.5 dCi 115 4x4 (HMAD)	85	10/17→					
1.5 dCi 90 (HMAA)	66	10/17→					
1.5 dCi 95 (HMAF)	70	10/17→					
1.6 SCe 115 4x4 (HMM1)	84	10/17→					
2.0 16V 4x4	101	04/18→					
<b>DACIA - DUSTER (HS_) 04/10→01/18</b>							
<b>Bremssattel</b>							
1.2 TCe 125	92	10/13→01/18	←	☐		24.3541-9950.5	241029 ATE - Halter
1.2 TCe 125 4x4	92	06/15→01/18	←	☐		24.3541-9951.5	241030 ATE - Halter
1.5 dCi 4x4	66	10/10→01/18	←	☐			
1.5 dCi	63	04/10→01/18	←	☐; - ABS		24.3541-1849.5	240707 TRW - Halter
1.5 dCi	66	10/10→01/18	←	☐; - ABS			
1.5 dCi	79	06/10→01/18	←	☐; - ABS		24.3541-1850.5	240708 TRW - Halter
1.5 dCi 4x4	80	08/13→01/18	←	☐; + ABS		24.3541-9950.5	241029 ATE - Halter
1.5 dCi 4x4	81	10/10→01/18	←	☐; + ABS		24.3541-9951.5	241030 ATE - Halter
1.5 dCi	80	08/13→01/18	←	☐; 09/13→; - ABS		24.3541-1849.5	240707 TRW - Halter
1.5 dCi	81	08/13→01/18	←	☐; 09/13→; - ABS		24.3541-1850.5	240708 TRW - Halter
			←	☐; 09/13→; + ABS		24.3541-9950.5	241029 ATE - Halter
			←	☐; 09/13→; + ABS		24.3541-9951.5	241030 ATE - Halter
1.6 16V	77	04/10→01/18	←	☐; - ESP		24.3541-1849.5	240707 TRW - Halter
1.6 16V 4x4	77	06/10→01/18	←	☐; - ESP			
1.6 16V LPG	77	04/11→01/18	←	☐; - ESP		24.3541-1850.5	240708 TRW - Halter
1.6 SCe 115	84	06/15→01/18	←	☐; + ESP		24.3541-9950.5	241029 ATE - Halter
1.6 SCe 115 4x4	84	06/15→01/18	←	☐; + ESP			
1.6 SCe 115 LPG	84	06/15→01/18	←	☐; + ESP		24.3541-9951.5	241030 ATE - Halter
1.6 16V Hi-Flex	77	08/10→01/18	←	☐; 04/11→; - ESP		24.3541-1849.5	240707 TRW - Halter
			←	☐; 04/11→; - ESP		24.3541-1850.5	240708 TRW - Halter
			←	☐; 04/11→; + ESP		24.3541-9950.5	241029 ATE - Halter
			←	☐; 04/11→; + ESP		24.3541-9951.5	241030 ATE - Halter
<b>Halter, Bremssattel</b>							
1.2 TCe 125	92	10/13→01/18	←			11.8170-0002.1	260110 ATE
1.2 TCe 125 4x4	92	06/15→01/18					
1.5 dCi 4x4	66	10/10→01/18					
1.5 dCi	63	04/10→01/18	←	+ ABS		11.8170-0002.1	260110 ATE
1.5 dCi	66	10/10→01/18					
1.5 dCi	79	06/10→01/18					
1.5 dCi 4x4	80	08/13→01/18					
1.5 dCi 4x4	81	10/10→01/18					
↓							



	kW			 	! #		
<b>DACIA - DUSTER (HS_) 04/10→01/18</b>							
<b>Halter, Bremssattel</b>							
1.5 dCi	80	08/13→01/18	←	09/13→; + ABS		11.8170-0002.1 260110	ATE
1.5 dCi	81	08/13→01/18	←				
1.6 16V	77	04/10→01/18	←	+ ESP		11.8170-0002.1 260110	ATE
1.6 16V 4x4	77	06/10→01/18					
1.6 16V LPG	77	04/11→01/18					
1.6 SCe 115	84	06/15→01/18					
1.6 SCe 115 4x4	84	06/15→01/18					
1.6 SCe 115 LPG	84	06/15→01/18					
1.6 16V Hi-Flex	77	08/10→01/18	←	04/11→; + ESP		11.8170-0002.1 260110	ATE
<b>Feder, Bremssattel</b>							
1.2 TCe 125	92	10/13→01/18	←		2	11.8116-0356.1 390586	ATE
1.2 TCe 125 4x4	92	06/15→01/18					
1.5 dCi 4x4	66	10/10→01/18					
1.5 dCi	63	04/10→01/18	←	+ ABS	2	11.8116-0356.1 390586	ATE
1.5 dCi	66	10/10→01/18					
1.5 dCi	79	06/10→01/18					
1.5 dCi 4x4	80	08/13→01/18					
1.5 dCi 4x4	81	10/10→01/18					
1.5 dCi	80	08/13→01/18	←	09/13→; + ABS	2	11.8116-0356.1 390586	ATE
1.5 dCi	81	08/13→01/18	←				
1.6 16V	77	04/10→01/18	←	+ ESP	2	11.8116-0356.1 390586	ATE
1.6 16V 4x4	77	06/10→01/18					
1.6 16V LPG	77	04/11→01/18					
1.6 SCe 115	84	06/15→01/18					
1.6 SCe 115 4x4	84	06/15→01/18					
1.6 SCe 115 LPG	84	06/15→01/18					
1.6 16V Hi-Flex	77	08/10→01/18	←	04/11→; + ESP	2	11.8116-0356.1 390586	ATE
<b>Bremsschlauch</b>							
1.2 TCe 125	92	10/13→01/18	←		2	24.5111-0450.3 331557	L= 450
			→		2	24.5201-0280.3 331569	L= 280
1.2 TCe 125 4x4	92	06/15→01/18	←		2	24.5111-0415.3 331506	L= 415
1.5 dCi 4x4	80	08/13→01/18	→		2	24.5201-0280.3 331569	L= 280
1.5 dCi	63	04/10→01/18	←	+ ESP	2	24.5111-0415.3 331506	L= 415
1.5 dCi	66	10/10→01/18	←	- ESP	2	24.5111-0450.3 331557	L= 450
1.6 16V	77	04/10→01/18	→	07/13→	2	24.5201-0280.3 331569	L= 280
1.6 16V 4x4	77	06/10→01/18	→	→ 06/13	2	24.5229-0285.3 330032	L= 285
1.6 16V LPG	77	04/11→01/18	→		2	24.5229-0285.3 330032	L= 285
1.5 dCi	79	06/10→01/18	←	- ESP	2	24.5111-0415.3 331506	L= 415
			→	07/13→	2	24.5201-0280.3 331569	L= 280
			→	→ 06/13	2	24.5229-0285.3 330032	L= 285
1.5 dCi	80	08/13→01/18	←		2	24.5111-0415.3 331506	L= 415
1.5 dCi	81	08/13→01/18	←	09/13→	2	24.5111-0450.3 331557	L= 450
			→		2	24.5201-0280.3 331569	L= 280
1.5 dCi 4x4	66	10/10→01/18	←		2	24.5111-0415.3 331506	L= 415
1.5 dCi 4x4	81	10/10→01/18	→	07/13→	2	24.5201-0280.3 331569	L= 280
			→	→ 06/13	2	24.5229-0285.3 330032	L= 285
1.6 16V Hi-Flex	77	08/10→01/18	←	04/11→; + ESP	2	24.5111-0415.3 331506	L= 415
			←	04/11→; - ESP	2	24.5111-0450.3 331557	L= 450
			→	07/13→	2	24.5201-0280.3 331569	L= 280
			→	04/11→ 06/13	2	24.5229-0285.3 330032	L= 285
1.6 SCe 115	84	06/15→01/18	←	+ ESP	2	24.5111-0415.3 331506	L= 415
1.6 SCe 115 4x4	84	06/15→01/18	←	- ESP	2	24.5111-0450.3 331557	L= 450
1.6 SCe 115 LPG	84	06/15→01/18	→		2	24.5201-0280.3 331569	L= 280
<b>DACIA - DUSTER Kasten/SUV 04/11→</b>							
<b>Bremssattel</b>							
1.2 TCe 125 4x4	92	10/13→	←	☐; 06/15→		24.3541-9950.5 241029	ATE - Halter
			←	☐; 06/15→		24.3541-9951.5 241030	ATE - Halter
1.5 dCi	66	04/11→	←	☐; - ABS		24.3541-1849.5 240707	TRW - Halter
			←	☐; - ABS		24.3541-1850.5 240708	TRW - Halter
			←	☐; + ABS		24.3541-9950.5 241029	ATE - Halter
↓							

	kW			 	! #		
<b>DACIA - DUSTER Kasten/SUV 04/11→</b>							
<b>Bremssattel</b>							
1.5 dCi	66	04/11→	←	☐; + ABS		24.3541-9951.5 241030	ATE - Halter
1.5 dCi	80	04/13→	←	☐; 09/13→; - ABS		24.3541-1849.5 240707	TRW - Halter
			←	☐; 09/13→; - ABS		24.3541-1850.5 240708	TRW - Halter
			←	☐; 09/13→; + ABS		24.3541-9950.5 241029	ATE - Halter
			←	☐; 09/13→; + ABS		24.3541-9951.5 241030	ATE - Halter
1.5 dCi 4x4	66	04/11→	←	☐		24.3541-9950.5 241029	ATE - Halter
			←	☐		24.3541-9951.5 241030	ATE - Halter
1.5 dCi 4x4	80	04/13→	←	☐; 08/13→; - ABS		24.3541-1849.5 240707	TRW - Halter
			←	☐; 08/13→; - ABS		24.3541-1850.5 240708	TRW - Halter
			←	☐; 08/13→; + ABS		24.3541-9950.5 241029	ATE - Halter
			←	☐; 08/13→; + ABS		24.3541-9951.5 241030	ATE - Halter
1.6 16V	77	04/11→	←	☐; - ESP		24.3541-1849.5 240707	TRW - Halter
1.6 16V 4x4	77	04/11→	←	☐; - ESP		24.3541-1850.5 240708	TRW - Halter
1.6 16V Hi-Flex	77	04/11→	←	☐; + ESP		24.3541-9950.5 241029	ATE - Halter
1.6 SCe 115	84	06/15→	←	☐; + ESP		24.3541-9951.5 241030	ATE - Halter
1.6 SCe 115 4x4	84	06/15→	←	☐; + ESP		24.3541-9951.5 241030	ATE - Halter
<b>Halter, Bremssattel</b>							
1.2 TCe 125 4x4	92	10/13→	←	06/15→		11.8170-0002.1 260110	ATE
1.5 dCi	66	04/11→	←	+ ABS		11.8170-0002.1 260110	ATE
1.5 dCi	80	04/13→	←	09/13→; + ABS		11.8170-0002.1 260110	ATE
1.5 dCi 4x4	66	04/11→	←			11.8170-0002.1 260110	ATE
1.5 dCi 4x4	80	04/13→	←	08/13→; + ABS		11.8170-0002.1 260110	ATE
1.6 16V	77	04/11→	←	+ ESP		11.8170-0002.1 260110	ATE
1.6 16V 4x4	77	04/11→	←				
1.6 16V Hi-Flex	77	04/11→	←				
1.6 SCe 115	84	06/15→	←				
1.6 SCe 115 4x4	84	06/15→	←				
<b>Feder, Bremssattel</b>							
1.2 TCe 125 4x4	92	10/13→	←	06/15→	2	11.8116-0356.1 390586	ATE
1.5 dCi	66	04/11→	←	+ ABS	2	11.8116-0356.1 390586	ATE
1.5 dCi	80	04/13→	←	09/13→; + ABS	2	11.8116-0356.1 390586	ATE
1.5 dCi 4x4	66	04/11→	←		2	11.8116-0356.1 390586	ATE
1.5 dCi 4x4	80	04/13→	←	08/13→; + ABS	2	11.8116-0356.1 390586	ATE
1.6 16V	77	04/11→	←	+ ESP	2	11.8116-0356.1 390586	ATE
1.6 16V 4x4	77	04/11→	←				
1.6 16V Hi-Flex	77	04/11→	←				
1.6 SCe 115	84	06/15→	←				
1.6 SCe 115 4x4	84	06/15→	←				
<b>Zubehörsatz, Bremssattel</b>							
1.6 SCe 115	84	06/15→	←			24.0101-5407.2 260140	
<b>Bremsschlauch</b>							
1.2 TCe 125 4x4	92	10/13→	←	06/15→	2	24.5111-0415.3 331506	L= 415
			→	06/15→	2	24.5201-0280.3 331569	L= 280
1.5 dCi	66	04/11→	←	+ ESP	2	24.5111-0415.3 331506	L= 415
1.6 16V	77	04/11→	←	- ESP	2	24.5111-0450.3 331557	L= 450
1.6 16V 4x4	77	04/11→	←		2	24.5229-0285.3 330032	L= 285
1.6 16V Hi-Flex	77	04/11→	→		2	24.5229-0285.3 330032	L= 285
1.6 SCe 115	84	06/15→	←				
1.6 SCe 115 4x4	84	06/15→	←				
1.5 dCi	80	04/13→	←	08/13→	2	24.5111-0415.3 331506	L= 415
			←	09/13→	2	24.5111-0450.3 331557	L= 450
			→	09/13→	2	24.5201-0280.3 331569	L= 280
1.5 dCi 4x4	66	04/11→	←		2	24.5111-0415.3 331506	L= 415
			→		2	24.5229-0285.3 330032	L= 285
1.5 dCi 4x4	80	04/13→	←	08/13→	2	24.5111-0415.3 331506	L= 415
			→	08/13→	2	24.5201-0280.3 331569	L= 280

### DACIA - LODGY (JS\_) 03/12→

#### **Bremssattel**

1.2 TCe (JSAY, JSM0)	85	03/12→	←	☐		24.3541-9950.5	241029	ATE - Halter				
1.3 TCe 100 (JSNU)	75	01/19→	←	☐		24.3541-9951.5	241030	ATE - Halter				
1.3 TCe 130 (JSNE)	96	01/19→										
1.5 Blue dCi 115 (JSJT)	85	08/18→										
1.5 Blue dCi 95 (JSJL)	70	08/18→										
1.5 dCi	79	01/13→										
1.5 dCi	80	06/15→										
1.5 dCi	81	03/12→										
1.5 dCi	66	03/12→							←	☐; - ESP		24.3541-1849.5
1.6	61	03/12→	←	☐; - ESP		24.3541-1850.5	240708	TRW - Halter				
1.6 LPG	61	11/13→										
									☐; + ESP	24.3541-9950.5	241029	ATE - Halter
									☐; + ESP	24.3541-9951.5	241030	ATE - Halter
1.6 LPG	75	04/15→	←	☐		24.3541-1849.5	240707	TRW - Halter				
1.6 LPG	80	08/18→	←	☐		24.3541-1850.5	240708	TRW - Halter				
1.6 SCe 100	75	06/15→										

#### **Halter, Bremssattel**

1.2 TCe (JSAY, JSM0)	85	03/12→	←		2	11.8170-0002.1	260110	ATE
1.3 TCe 100 (JSNU)	75	01/19→	←			11.8170-0002.1	260110	ATE
1.3 TCe 130 (JSNE)	96	01/19→						
1.5 Blue dCi 115 (JSJT)	85	08/18→						
1.5 Blue dCi 95 (JSJL)	70	08/18→						
1.5 dCi	79	01/13→						
1.5 dCi	80	06/15→						
1.5 dCi	81	03/12→						
1.5 dCi	66	03/12→						
1.6	61	03/12→	←			11.8170-0002.1	260110	ATE
1.6 LPG	61	11/13→						

#### **Feder, Bremssattel**

1.2 TCe (JSAY, JSM0)	85	03/12→	←		2	11.8116-0356.1	390586	ATE
1.3 TCe 100 (JSNU)	75	01/19→	←			11.8116-0356.1	390586	ATE
1.3 TCe 130 (JSNE)	96	01/19→						
1.5 Blue dCi 115 (JSJT)	85	08/18→						
1.5 Blue dCi 95 (JSJL)	70	08/18→						
1.5 dCi	79	01/13→						
1.5 dCi	80	06/15→						
1.5 dCi	81	03/12→						
1.5 dCi	66	03/12→						
1.6	61	03/12→	←			11.8116-0356.1	390586	ATE
1.6 LPG	61	11/13→						












#### **Zubehörsatz, Bremssattel**




















1.5 dCi	66	03/12→	←	- ESP		24.0101-5407.2	260140	
1.6	61	03/12→	←			24.0101-5407.2	260140	
1.6 LPG	61	11/13→						
1.6 LPG	75	04/15→						
1.6 LPG	80	08/18→	←			24.0101-5407.2	260140	
1.6 SCe 100	75	06/15→						








### DACIA - LOGAN (LS\_) 08/04→











#### **Bremssattel**

1.2 16V	55	02/06→	←	☐; → 04/13		24.3481-1611.5	240029	TRW - Halter
1.2 16V LPG	55	02/06→	←	☐; → 04/13		24.3481-1612.5	240030	TRW - Halter
1.4 (LSOA, LSOC, LSOE, LSOG)	55	09/04→						
1.4 MPI LPG (LSOC)	55	02/06→	←	☐; V; → 04/13		24.3481-1615.5	240031	TRW - Halter
1.5 dCi (LS04)	55	05/10→	←	☐; V; → 04/13		24.3481-1616.5	240032	TRW - Halter
1.5 dCi (LS04)	65	05/10→						
1.5 dCi (LS0J, LS0Y)	48	09/05→						
1.5 dCi (LS0W)	63	09/07→						
1.6 16V (LS09, LS0L, LS0M, LS0P, LS0V, LS18, LS1S, LS1V,...)	77	02/06→						
1.6 Bifuel	62	05/10→						
1.6 MPI 85	62	05/10→						
1.5 dCi (LS0K)	50	01/06→						
			←	☐; → 04/13		24.3481-1612.5	240030	TRW - Halter
			←	☐; 08/06→; V; → 04/13		24.3481-1615.5	240031	TRW - Halter
			←	☐; 08/06→; V; → 04/13		24.3481-1616.5	240032	TRW - Halter
1.6 (LSOB, LSOD, LSOF, LSOH)	64	09/04→	←	☐		24.3481-1611.5	240029	TRW - Halter
1.6 LPG	64	08/04→03/11	←	☐		24.3481-1612.5	240030	TRW - Halter
			←	☐; V		24.3481-1615.5	240031	TRW - Halter
			←	☐; V		24.3481-1616.5	240032	TRW - Halter























































	kw			 	! #		
<b>DACIA - LOGAN (LS_) 08/04→</b>							
 <b>Bremssattel</b>							
1.6 16V Flexifuel	77	07/10→	←	☐; 01/11→ 04/13		24.3481-1611.5 240029	TRW - Halter
			←	☐; 01/11→ 04/13		24.3481-1612.5 240030	TRW - Halter
			←	☐; 01/11→; V; → 04/13		24.3481-1615.5 240031	TRW - Halter
			←	☐; 01/11→; V; → 04/13		24.3481-1616.5 240032	TRW - Halter
 <b>Bremsschlauch</b>							
1.2 16V	55	02/06→	←	→ 04/13	2	24.5111-0300.3 330407	L= 300
1.2 16V LPG	55	02/06→	→	→ 04/13	2	24.5229-0285.3 330032	L= 285
1.4 (LSOA, LSOC, LSOE, LSOG)	55	09/04→					
1.4 MPI LPG (LS0C)	55	02/06→					
1.5 dCi (LS04)	55	05/10→					
1.5 dCi (LS04)	65	05/10→					
1.5 dCi (LS0J, LS0Y)	48	09/05→					
1.5 dCi (LS0K)	50	01/06→					
1.5 dCi (LS0W)	63	09/07→					
1.6 16V (LS09, LS0L, LS0M, LS0P, LS0V, LS18, LS1S, LS1V,...)	77	02/06→					
1.6 Bifuel	62	05/10→					
1.6 MPI 85	62	05/10→					
1.6 (LSOB, LSOD, LSOF, LSOH)	64	09/04→	←		2	24.5111-0300.3 330407	L= 300
1.6 LPG	64	08/04→03/11	→		2	24.5229-0285.3 330032	L= 285
1.6 16V Flexifuel	77	07/10→	←	01/11→ 04/13	2	24.5111-0300.3 330407	L= 300
			→	01/11→ 04/13	2	24.5229-0285.3 330032	L= 285
<b>DACIA - LOGAN II 10/12→</b>							
<b>Feder, Bremssattel</b>							
1.0 SCe 75	54	01/17→	←		2	11.8116-0264.1 390594	ATE
1.2	54	05/15→					
1.2	55	10/12→					
1.2 LPG	55	10/12→					
1.5 Blue dCi 95 (L8JL)	70	05/18→					
1.5 dCi	66	10/12→					
1.5 dCi / Blue dCi 75	55	10/12→					
TCe 90	66	10/12→					
TCe 90 LPG	66	09/15→					
<b>Führungsbolzen, Bremssattel</b>							
1.0 SCe 75	54	01/17→	←			11.8171-0008.1 990049	ATE
1.2	54	05/15→					
1.2	55	10/12→					
1.2 LPG	55	10/12→					
1.5 Blue dCi 95 (L8JL)	70	05/18→					
1.5 dCi	66	10/12→					
1.5 dCi / Blue dCi 75	55	10/12→					
TCe 90	66	10/12→					
TCe 90 LPG	66	09/15→					
 <b>Bremsschlauch</b>							
1.0 SCe 75	54	01/17→	→		2	24.5201-0280.3 331569	L= 280
1.2	54	05/15→					
1.2	55	10/12→					
1.2 LPG	55	10/12→					
1.5 Blue dCi 95 (L8JL)	70	05/18→					
1.5 dCi	66	10/12→					
1.5 dCi / Blue dCi 75	55	10/12→					
TCe 90	66	10/12→					
TCe 90 LPG	66	09/15→					
<b>DACIA - LOGAN EXPRESS (FS_) 03/09→</b>							
 <b>Bremssattel</b>							
1.4	55	03/09→	←	☐; → 06/13; V		24.3541-1849.5 240707	TRW - Halter
1.5 dCi	55	05/10→	←	☐; → 06/13; V		24.3541-1850.5 240708	TRW - Halter
1.5 dCi	65	05/10→					
1.5 dCi (FS0K)	50	03/09→					
1.5 dCi (FS0W)	63	03/09→					
1.6	64	03/09→					
1.6 MPI 85	62	05/10→					
1.6 LPG	62	05/10→12/12	←	☐		24.3541-1849.5 240707	TRW - Halter
↓			←	☐		24.3541-1850.5 240708	TRW - Halter












	kw			 	! #			
<b>DACIA - LOGAN EXPRESS (FS_) 03/09→</b>								
 <b>Bremsschlauch</b>								
1.4	55	03/09→	←	→ 06/13	2	24.5111-0310.3	331393	L= 310
1.5 dCi	55	05/10→	→	→ 06/13	2	24.5229-0285.3	330032	L= 285
1.5 dCi	65	05/10→						
1.5 dCi (FS0K)	50	03/09→						
1.5 dCi (FS0W)	63	03/09→						
1.6	64	03/09→						
1.6 MPI 85	62	05/10→						
1.6 LPG	62	05/10→12/12	←		2	24.5111-0310.3	331393	L= 310
			→		2	24.5229-0285.3	330032	L= 285
<b>DACIA - LOGAN MCV (KS_) 02/07→</b>								
 <b>Bremssattel</b>								
1.4	55	02/07→	←	 ; für Bremsscheibendurchmesser [mm]: 259; → 04/13		24.3481-1615.5	240031	TRW - Halter
1.5 dCi (KS04)	55	05/10→	←	für Bremsscheibendurchmesser [mm]: 259; → 04/13		24.3481-1615.5	240031	TRW - Halter
1.5 dCi (KS04)	65	05/10→						
1.6	64	02/07→						
1.6 MPI 85	62	05/10→						
1.5 dCi (KS0K)	50	02/07→	←	 ; für Bremsscheibendurchmesser [mm]: 259; → 04/13		24.3481-1615.5	240031	TRW - Halter
			←	 ; für Bremsscheibendurchmesser [mm]: 259; → 04/13		24.3481-1616.5	240032	TRW - Halter
			←	 ; 12/08→; für Bremsscheibendurchmesser [mm]: 260; → 04/13		24.3541-1849.5	240707	TRW - Halter
			←	 ; 12/08→; für Bremsscheibendurchmesser [mm]: 260; → 04/13		24.3541-1850.5	240708	TRW - Halter
1.6 16V (KS0L, KS0M, KS0P, KS1S)	77	02/07→	←	 ; 12/08→; für Bremsscheibendurchmesser [mm]: 260; → 04/13		24.3541-1849.5	240707	TRW - Halter
			←	 ; 12/08→; für Bremsscheibendurchmesser [mm]: 260; → 04/13		24.3541-1850.5	240708	TRW - Halter
1.6 16V Hi-Flex	77	11/09→	←	 ; für Bremsscheibendurchmesser [mm]: 260; → 04/13		24.3541-1849.5	240707	TRW - Halter
			←	 ; für Bremsscheibendurchmesser [mm]: 260; → 04/13		24.3541-1850.5	240708	TRW - Halter
 <b>Bremsschlauch</b>								
1.4	55	02/07→	←	→ 04/13	2	24.5111-0300.3	330407	L= 300
1.5 dCi (KS04)	55	05/10→	→	→ 04/13	2	24.5229-0285.3	330032	L= 285
1.5 dCi (KS04)	65	05/10→						
1.5 dCi (KS0K)	50	02/07→						
1.5 dCi (KS0W)	63	09/07→						
1.6	64	02/07→						
1.6 16V (KS0L, KS0M, KS0P, KS1S)	77	02/07→						
1.6 16V Hi-Flex	77	11/09→						
1.6 Bifuel	62	05/10→						
1.6 Bifuel	64	11/08→						
1.6 MPI 85	62	05/10→						
<b>DACIA - LOGAN MCV II 02/13→</b>								
<b>Feder, Bremssattel</b>								
1.0 SCe 75	54	12/16→	←		2	11.8116-0264.1	390594	ATE
1.2	54	05/15→						
1.2	55	02/13→						
1.2 LPG	53	02/13→						
1.2 LPG	55	02/13→						
1.5 Blue dCi 95 (K8JL)	70	10/18→						
1.5 dCi	55	02/13→						
1.5 dCi	66	02/13→						
1.6	62	06/13→						
TCe 90	66	02/13→						
TCe 90 LPG	66	09/15→						
<b>Führungsbolzen, Bremssattel</b>								
1.0 SCe 75	54	12/16→	←			11.8171-0008.1	990049	ATE
1.2	54	05/15→						
1.2	55	02/13→						
1.2 LPG	53	02/13→						
↓								












	kw			 	! #		
<b>DACIA - LOGAN MCV II 02/13→</b>							
<b>Führungsbolzen, Bremsattel</b>							
1.2 LPG	55	02/13→	←			11.8171-0008.1	990049 ATE
1.5 Blue dCi 95 (K8JL)	70	10/18→					
1.5 dCi	55	02/13→					
1.5 dCi	66	02/13→					
1.6	62	06/13→					
TCe 90	66	02/13→					
TCe 90 LPG	66	09/15→					
<b>Bremsschlauch</b>							
1.0 SCe 75	54	12/16→	→		2	24.5201-0280.3	331569 L= 280
1.2	54	05/15→					
1.2	55	02/13→					
1.2 LPG	53	02/13→					
1.2 LPG	55	02/13→					
1.5 Blue dCi 95 (K8JL)	70	10/18→					
1.5 dCi	55	02/13→					
1.5 dCi	66	02/13→					
1.6	62	06/13→					
TCe 90	66	02/13→					
TCe 90 LPG	66	09/15→					
<b>DACIA - LOGAN Pick-up (US_) 03/08→</b>							
<b>Bremssattel</b>							
1.4	55	01/09→	←	☐; → 06/13		24.3541-1849.5	240707 TRW - Halter
1.5 dCi	55	05/10→					
1.5 dCi	65	05/10→	←	☐; → 06/13		24.3541-1850.5	240708 TRW - Halter
1.6 Bifuel	62	05/10→					
1.6 MPI 85	62	05/10→					
1.5 dCi (US0K)	50	03/08→	←	☐; 12/08→ 06/13		24.3541-1849.5	240707 TRW - Halter
1.5 dCi (US0W)	63	03/08→					
1.6	64	03/08→	←	☐; 12/08→ 06/13		24.3541-1850.5	240708 TRW - Halter
<b>Bremsschlauch</b>							
1.4	55	01/09→	←	→ 06/13	2	24.5111-0310.3	331393 L= 310
1.5 dCi	55	05/10→					
1.5 dCi	65	05/10→	→	→ 06/13	2	24.5229-0285.3	330032 L= 285
1.6 Bifuel	62	05/10→					
1.6 MPI 85	62	05/10→					
1.5 dCi (US0K)	50	03/08→	←	→ 11/08	2	24.5111-0300.3	330407 L= 300
1.5 dCi (US0W)	63	03/08→					
1.6	64	03/08→	←	12/08→ 06/13	2	24.5111-0310.3	331393 L= 310
			→	→ 06/13	2	24.5229-0285.3	330032 L= 285
<b>DACIA - SANDERO 06/08→</b>							
<b>Bremssattel</b>							
1.2 16V	55	11/08→	←	☐; → 02/13		24.3481-1611.5	240029 TRW - Halter
1.2 16V LPG	55	11/08→					
1.5 dCi	55	05/10→	←	☐; → 02/13		24.3481-1612.5	240030 TRW - Halter
1.5 dCi	65	05/10→					
1.6 16V	77	07/11→	←	☐; → 02/13; V		24.3481-1615.5	240031 TRW - Halter
1.6 16V Bifuel	77	01/11→	←	☐; → 02/13; V		24.3481-1616.5	240032 TRW - Halter
1.6 MPI 85	62	05/10→					
1.4	55	06/08→	←	☐; → 02/13		24.3481-1611.5	240029 TRW - Halter
1.4 MPI LPG	53	01/09→					
1.5 dCi	50	11/08→	←	☐; → 02/13		24.3481-1612.5	240030 TRW - Halter
1.6	64	06/08→					
1.6 Hi-Flex (BS1H)	64	06/08→12/12	←	☐		24.3481-1611.5	240029 TRW - Halter
1.6 LPG	62	05/10→10/12					
1.6 LPG	64	06/08→12/12	←	☐		24.3481-1612.5	240030 TRW - Halter
1.6 LPG (BS03)	60	01/11→12/12	←	☐; → 10/12		24.3481-1611.5	240029 TRW - Halter
			←	☐; → 10/12		24.3481-1612.5	240030 TRW - Halter
<b>Bremsschlauch</b>							
1.2 16V	55	11/08→	←	→ 02/13	2	24.5111-0300.3	330407 L= 300
1.2 16V LPG	55	11/08→					
1.4	55	06/08→	→	→ 02/13	2	24.5229-0285.3	330032 L= 285
1.4 MPI LPG	53	01/09→					
1.5 dCi	50	11/08→					
1.5 dCi	55	05/10→					
1.5 dCi	63	11/08→					
1.5 dCi	65	05/10→					
1.6	64	06/08→					
1.6 16V	77	07/11→					
1.6 16V Bifuel	77	01/11→					
1.6 MPI 85	62	05/10→					
1.6 Hi-Flex (BS1H)	64	06/08→12/12	←		2	24.5111-0300.3	330407 L= 300
1.6 LPG	62	05/10→10/12					
↓							














	kw			 	! #		
<b>DACIA - SANDERO 06/08</b> →							
 <b>Bremsschlauch</b>							
1.6 LPG	64	06/08 → 12/12	→		2	24.5229-0285.3 330032	L= 285
1.6 LPG (BS03)	60	01/11 → 12/12	←	→ 10/12	2	24.5111-0300.3 330407	L= 300
			→	→ 10/12	2	24.5229-0285.3 330032	L= 285
<b>DACIA - SANDERO II 10/12</b> →							
<b>Feder, Bremssattel</b>							
1.0 SCe 75	54	12/16 →	←		2	11.8116-0264.1 390594	ATE
1.2	54	05/15 →					
1.2	55	10/12 →					
1.2 LPG	55	10/12 →					
1.5 Blue dCi 95 (B8JL)	70	08/18 →					
1.5 dCi	66	10/12 →					
1.5 dCi 75 / Blue dCi 75 (B8JW, B8M4, B8AH, B8M7, B8M6)	55	10/12 →					
TCe 90	66	10/12 →					
TCe 90 LPG	66	09/15 →					
<b>Führungsbolzen, Bremssattel</b>							
1.0 SCe 75	54	12/16 →	←			11.8171-0008.1 990049	ATE
1.2	54	05/15 →					
1.2	55	10/12 →					
1.2 LPG	55	10/12 →					
1.5 Blue dCi 95 (B8JL)	70	08/18 →					
1.5 dCi	66	10/12 →					
1.5 dCi 75 / Blue dCi 75 (B8JW, B8M4, B8AH, B8M7, B8M6)	55	10/12 →					
TCe 90	66	10/12 →					
TCe 90 LPG	66	09/15 →					
 <b>Bremsschlauch</b>							
1.0 SCe 75	54	12/16 →	→		2	24.5201-0280.3 331569	L= 280
1.2	54	05/15 →					
1.2	55	10/12 →					
1.2 LPG	55	10/12 →					
1.5 Blue dCi 95 (B8JL)	70	08/18 →					
1.5 dCi	66	10/12 →					
1.5 dCi 75 / Blue dCi 75 (B8JW, B8M4, B8AH, B8M7, B8M6)	55	10/12 →					
TCe 90	66	10/12 →					
TCe 90 LPG	66	09/15 →					
<b>DAEWOO - ESPERO (KLEJ) 10/91 → 09/99</b>							
 <b>Bremssattel</b>							
1.5 16V	66	02/95 → 06/99	←	☐		24.3521-1701.5 240001	ATE - Halter
1.8	70	02/95 → 06/99	←	☐		24.3521-1702.5 240002	ATE - Halter
2.0	77	02/95 → 06/99	←	☐		24.3521-1702.5 240002	ATE - Halter
1.8	66	02/95 → 09/99	←	☐; → 06/99		24.3521-1701.5 240001	ATE - Halter
			←	☐; → 06/99		24.3521-1702.5 240002	ATE - Halter
<b>Feder, Bremssattel</b>							
1.5 16V	66	02/95 → 06/99	→		2	11.8116-0097.1 390590	ATE
1.8	70	02/95 → 06/99	→				
2.0	77	02/95 → 06/99	→				
1.8	66	02/95 → 09/99	→	→ 06/99	2	11.8116-0097.1 390590	ATE
<b>Führungshülzensatz, Bremssattel</b>							
1.5 16V	66	02/95 → 06/99	←			11.0101-5407.2 260011	ATE
1.8	70	02/95 → 06/99	←				
2.0	77	02/95 → 06/99	←				
1.8	66	02/95 → 09/99	←	→ 06/99		11.0101-5407.2 260011	ATE
<b>Führungsbolzen, Bremssattel</b>							
1.5 16V	66	02/95 → 06/99			2	11.8171-0008.1 990049	ATE
1.8	70	02/95 → 06/99					
2.0	77	02/95 → 06/99					
1.8	66	02/95 → 09/99		→ 06/99	2	11.8171-0008.1 990049	ATE
<b>Dichtungssatz, Bremssattel</b>							
1.5 16V	66	02/95 → 06/99	←			11.0441-5202.2 250026	ATE
1.8	70	02/95 → 06/99	←				
2.0	77	02/95 → 06/99	←				
1.8	66	02/95 → 09/99	←	→ 06/99		11.0441-5202.2 250026	ATE





































	kw			 	! #		
<b>DAEWOO - KALOS (KLAS) 09/02→</b>							
 <b>Bremssattel</b>							
1.2	53	04/03→		 ; → 02/05		24.3521-1709.5	240455 - Halter
1.4	61	09/02→		 ; → 02/05		24.3521-1710.5	240456 - Halter
1.4 16V	69	04/03→					
 <b>Bremsschlauch</b>							
1.2	53	04/03→		→ 02/05	2	24.5286-0342.3	331138 L= 341
1.4	61	09/02→		→ 02/05	2	24.5247-0205.3	331094 L= 205
1.4 16V	69	04/03→					
<b>DAEWOO - KALOS Stufenheck (KLAS) 11/02→12/04</b>							
 <b>Bremssattel</b>							
1.4	61	11/02→12/04				24.3521-1709.5	240455 - Halter
1.4	69	05/03→12/04				24.3521-1710.5	240456 - Halter
 <b>Bremsschlauch</b>							
1.4	61	11/02→12/04			2	24.5286-0342.3	331138 L= 341
1.4	69	05/03→12/04			2	24.5247-0205.3	331094 L= 205
<b>DAEWOO - LACETTI Schrägheck (KLAN) 02/02→</b>							
 <b>Bremssattel</b>							
1.4	70	02/04→		 ; → 02/05		24.3541-1859.5	240735 - Halter
1.6	80	02/04→		 ; → 02/05		24.3541-1860.5	240736 - Halter
1.8	90	02/04→					
<b>DAEWOO - LANOS (KLAT) 04/97→</b>							
 <b>Bremssattel</b>							
1.3	55	05/97→		 ; → 447433		24.3481-9871.5	240677 ATE - Halter
1.5	63	05/97→		 ; → 447433		24.3481-9872.5	240678 ATE - Halter
1.5	73	10/97→06/99					
1.6 16V	78	05/97→		 ; → 447433		24.3521-1701.5	240001 ATE - Halter
				 ; → 447433		24.3521-1702.5	240002 ATE - Halter
<b>Feder, Bremssattel</b>							
1.3	55	05/97→		→ 447433	2	11.8116-0129.1	390591 ATE
1.5	63	05/97→					
1.5	73	10/97→06/99					
1.6 16V	78	05/97→		→ 447433	2	11.8116-0097.1	390590 ATE
<b>Führungshülzensatz, Bremssattel</b>							
1.3	55	05/97→		→ 447433		11.0101-5407.2	260011 ATE
1.5	63	05/97→					
1.5	73	10/97→06/99					
1.6 16V	78	05/97→					
<b>Führungsbolzen, Bremssattel</b>							
1.3	55	05/97→		→ 447433	2	11.8171-0008.1	990049 ATE
1.5	63	05/97→					
1.5	73	10/97→06/99					
1.6 16V	78	05/97→		→ 447433	2	11.8171-0008.1	990049 ATE
<b>Dichtungssatz, Bremssattel</b>							
1.3	55	05/97→		→ 447433		11.0441-4811.2	250024 ATE
1.5	63	05/97→					
1.5	73	10/97→06/99					
1.6 16V	78	05/97→		→ 447433		11.0441-5202.2	250026 ATE
<b>DAEWOO - LANOS Stufenheck (KLAT) 02/97→</b>							
 <b>Bremssattel</b>							
1.3	55	05/97→		 ; → 447433		24.3481-9871.5	240677 ATE - Halter
1.5	63	05/97→		 ; → 447433		24.3481-9872.5	240678 ATE - Halter
1.5	73	10/97→06/99					
1.6 16V	78	02/97→		 ; 05/97→; → 447433		24.3521-1701.5	240001 ATE - Halter
				 ; 05/97→; → 447433		24.3521-1702.5	240002 ATE - Halter
<b>Feder, Bremssattel</b>							
1.3	55	05/97→		→ 447433	2	11.8116-0129.1	390591 ATE
1.5	63	05/97→					
1.5	73	10/97→06/99					
1.6 16V	78	02/97→		05/97→; → 447433	2	11.8116-0097.1	390590 ATE
↓							

	kw					! #		
<b>DAEWOO - LANOS Stufenheck (KLAT) 02/97→</b>								
<b>Führungshülzensatz, Bremssattel</b>								
1.3	55	05/97→	←	→ 447433			11.0101-5407.2 260011	ATE
1.5	63	05/97→						
1.5	73	10/97→06/99						
1.6 16V	78	02/97→	←	05/97→; → 447433			11.0101-5407.2 260011	ATE
<b>Führungsbolzen, Bremssattel</b>								
1.3	55	05/97→	←	→ 447433	2		11.8171-0008.1 990049	ATE
1.5	63	05/97→						
1.5	73	10/97→06/99						
1.6 16V	78	02/97→		05/97→; → 447433	2		11.8171-0008.1 990049	ATE
<b>Dichtungssatz, Bremssattel</b>								
1.3	55	05/97→	←	→ 447433			11.0441-4811.2 250024	ATE
1.5	63	05/97→						
1.5	73	10/97→06/99						
1.6 16V	78	02/97→	←	05/97→; → 447433			11.0441-5202.2 250026	ATE
<b>DAEWOO - MATIZ (M100, M150) 09/98→</b>								
 <b>Bremssattel</b>								
0.8	38	09/98→	←	☐; → 02/05			24.3481-1773.5 240377	- Halter
1.0	47	01/03→	←	☐; → 02/05			24.3481-1774.5 240378	- Halter
 <b>Bremsschlauch</b>								
0.8	38	09/98→	←	→ 02/05; - ABS	2		24.5283-0403.3 331136	L= 404
1.0	47	01/03→	←	→ 02/05; + ABS	2		24.5291-0425.3 331029	L= 425
			→	→ 02/05	2		24.5284-0220.3 330970	L= 220
<b>DAEWOO - NEXIA 02/95→08/97</b>								
 <b>Bremssattel</b>								
1.5 (08, 68)	44	08/96→08/97	←	☐			24.3481-9871.5 240677	ATE - Halter
1.5 (08, 68)	52	02/95→08/97	←	☐			24.3481-9872.5 240678	ATE - Halter
1.5 (08, 68)	55	02/95→08/97	←	☐				
1.5 16V (08, 68)	66	02/95→08/97	←	☐			24.3521-1701.5 240001	ATE - Halter
			←	☐			24.3521-1702.5 240002	ATE - Halter
<b>Feder, Bremssattel</b>								
1.5 (08, 68)	44	08/96→08/97	→		2		11.8116-0129.1 390591	ATE
1.5 (08, 68)	52	02/95→08/97						
1.5 (08, 68)	55	02/95→08/97						
1.5 16V (08, 68)	66	02/95→08/97	←		2		11.8116-0097.1 390590	ATE
<b>Führungshülzensatz, Bremssattel</b>								
1.5 (08, 68)	44	08/96→08/97	←				11.0101-5407.2 260011	ATE
1.5 (08, 68)	52	02/95→08/97						
1.5 (08, 68)	55	02/95→08/97						
1.5 16V (08, 68)	66	02/95→08/97						
<b>Führungsbolzen, Bremssattel</b>								
1.5 (08, 68)	44	08/96→08/97	←		2		11.8171-0008.1 990049	ATE
1.5 (08, 68)	52	02/95→08/97						
1.5 (08, 68)	55	02/95→08/97						
1.5 16V (08, 68)	66	02/95→08/97			2		11.8171-0008.1 990049	ATE
<b>Dichtungssatz, Bremssattel</b>								
1.5 (08, 68)	44	08/96→08/97	←				11.0441-4811.2 250024	ATE
1.5 (08, 68)	52	02/95→08/97						
1.5 (08, 68)	55	02/95→08/97						
1.5 16V (08, 68)	66	02/95→08/97	←				11.0441-5202.2 250026	ATE
<b>DAEWOO - NEXIA Stufenheck 02/95→06/08</b>								
 <b>Bremssattel</b>								
1.5 (19)	44	08/96→08/97	←	☐			24.3481-9871.5 240677	ATE - Halter
1.5 (19)	52	02/95→08/97	←	☐			24.3481-9872.5 240678	ATE - Halter
1.5 (19)	55	02/95→08/97	←	☐				
1.5 16V (19)	66	02/95→08/97	←	☐			24.3521-1701.5 240001	ATE - Halter
			←	☐			24.3521-1702.5 240002	ATE - Halter
1.8 (19)	74	02/95→06/08	←	☐; 10/95→			24.3521-1701.5 240001	ATE - Halter
			←	☐; 10/95→			24.3521-1702.5 240002	ATE - Halter
↓								










	kW					! #			
<b>DAEWOO - NEXIA Stufenheck 02/95→06/08</b>									
<b>Feder, Bremssattel</b>									
1.5 (19)	44	08/96→08/97	→			2	11.8116-0129.1	390591	ATE
1.5 (19)	52	02/95→08/97							
1.5 (19)	55	02/95→08/97							
1.5 16V (19)	66	02/95→08/97	←			2	11.8116-0097.1	390590	ATE
1.8 (19)	74	02/95→06/08	←	10/95→		2	11.8116-0097.1	390590	ATE
<b>Führungshülzensatz, Bremssattel</b>									
1.5 (19)	44	08/96→08/97	←				11.0101-5407.2	260011	ATE
1.5 (19)	52	02/95→08/97							
1.5 (19)	55	02/95→08/97							
1.5 16V (19)	66	02/95→08/97							
1.8 (19)	74	02/95→06/08	←	10/95→			11.0101-5407.2	260011	ATE
<b>Führungsbolzen, Bremssattel</b>									
1.5 (19)	44	08/96→08/97	←			2	11.8171-0008.1	990049	ATE
1.5 (19)	52	02/95→08/97							
1.5 (19)	55	02/95→08/97							
1.5 16V (19)	66	02/95→08/97				2	11.8171-0008.1	990049	ATE
1.8 (19)	74	02/95→06/08		10/95→		2	11.8171-0008.1	990049	ATE
<b>Dichtungssatz, Bremssattel</b>									
1.5 (19)	44	08/96→08/97	←				11.0441-4811.2	250024	ATE
1.5 (19)	52	02/95→08/97							
1.5 (19)	55	02/95→08/97							
1.5 16V (19)	66	02/95→08/97	←				11.0441-5202.2	250026	ATE
1.8 (19)	74	02/95→06/08	←	10/95→			11.0441-5202.2	250026	ATE
<b>DAEWOO - NUBIRA (J100) 04/97→</b>									
 <b>Bremssattel</b>									
2.0 CDX	93	08/02→07/03	←	☐; 01/03→			24.3541-1859.5	240735	- Halter
			←	☐; 01/03→			24.3541-1860.5	240736	- Halter
<b>DAEWOO - RACER Schrägheck 01/86→12/97</b>									
 <b>Bremssattel</b>									
1.5	52	03/95→12/97	←	☐; → 08/97			24.3481-9871.5	240677	ATE - Halter
			←	☐; → 08/97			24.3481-9872.5	240678	ATE - Halter
<b>Feder, Bremssattel</b>									
1.5	52	03/95→12/97	→	→ 08/97		2	11.8116-0129.1	390591	ATE
<b>Führungshülzensatz, Bremssattel</b>									
1.5	52	03/95→12/97	←	→ 08/97			11.0101-5407.2	260011	ATE
<b>Führungsbolzen, Bremssattel</b>									
1.5	52	03/95→12/97	←	→ 08/97		2	11.8171-0008.1	990049	ATE
<b>Dichtungssatz, Bremssattel</b>									
1.5	52	03/95→12/97	←	→ 08/97			11.0441-4811.2	250024	ATE
<b>DAIHATSU - CHARADE VIII 05/11→</b>									
 <b>Bremssattel</b>									
1.33 16V	73	05/11→	←	☐; → 01/13			24.3541-9569.5	240980	ATE - Halter
			←	☐; → 01/13			24.3541-9570.5	240981	ATE - Halter
			→	☐; → 01/13			24.3347-7005.5	240998	ATE - Halter
			→	☐; → 01/13			24.3347-7006.5	240999	ATE - Halter
<b>Feder, Bremssattel</b>									
1.33 16V	73	05/11→	→	→ 01/13		2	11.8116-0264.1	390594	ATE
							11.8116-0340.1	390595	ATE
 <b>Bremsschlauch</b>									
1.33 16V	73	05/11→	←	☐; → 01/13			24.5286-0488.3	331221	L= 488
			←	☐; → 01/13			24.5286-0489.3	331222	L= 488
			→	☐; → 01/13			24.5261-0195.3	331077	L= 195
			→	☐; → 01/13			24.5261-0255.3	331078	L= 255

	kw			 	! #		
<b>DAIHATSU - MATERIA (M4_) 10/06→</b>							
 <b>Bremsschlauch</b>							
1.3	67	10/06→	←	☐; → 07/12		24.5262-0520.3 331349	L= 520
1.5	76	10/06→	←	☐; → 07/12		24.5262-0521.3 331350	L= 520
1.5 ECO 4WD	76	10/06→	→	→ 07/12	2	24.5235-0205.3 331093	L= 205
<b>DAIHATSU - SIRION (M3_) 01/05→</b>							
 <b>Bremsschlauch</b>							
1.0	51	01/05→06/13	→	→ 01/13	2	24.5235-0205.3 331093	L= 205
1.3	67	03/08→					
1.3 (M301)	64	01/05→					
1.5	76	03/08→					
<b>DS - DS 3 (SA_) 04/15→07/19</b>							
 <b>Bremssattel</b>							
1.2 THP 110 / PureTech 110 (SAHNPS)	81	04/15→07/19	←	☐; für Bremsscheibendurchmesser [mm]: 266		24.3541-1771.5 240239	BOS - Halter
1.2 THP 130	96	09/15→07/19					
1.2 VTi 82	60	04/15→07/19	←	☐; für Bremsscheibendurchmesser [mm]: 266		24.3541-1772.5 240240	BOS - Halter
1.6 BlueHDi 100	73	04/15→07/19	←	☐; für Bremsscheibendurchmesser [mm]: 266			
1.6 BlueHDi 120	88	07/15→07/19	→	☐		24.3387-1733.5 240655	TRW - Halter
1.6 BlueHDi 75	55	07/15→07/19	→	☐		24.3387-1734.5 240656	TRW - Halter
1.6 THP	120	07/15→07/19	→	☐			
1.6 THP 165	121	07/15→07/19	→	☐			
1.6 THP 208	153	09/15→07/19	→	☐			
 <b>Bremsschlauch</b>							
1.2 THP 110 / PureTech 110 (SAHNPS)	81	04/15→07/19	←	+ std	2	24.5111-0496.3 331371	L= 495
1.2 THP 130	96	09/15→07/19	←		2	24.5144-0480.3 330961	L= 480
1.2 VTi 82	60	04/15→07/19	→		2	24.5239-0165.3 330606	L= 165
1.6 BlueHDi 100	73	04/15→07/19					
1.6 BlueHDi 120	88	07/15→07/19					
1.6 BlueHDi 75	55	07/15→07/19					
1.6 THP	120	07/15→07/19					
1.6 THP 165	121	07/15→07/19					
1.6 THP 208	153	09/15→07/19	→		2	24.5239-0165.3 330606	L= 165
<b>DS - DS 3 Cabriolet (SB_) 07/15→07/19</b>							
 <b>Bremssattel</b>							
1.2 THP 110	81	07/15→07/19	←	☐; für Bremsscheibendurchmesser [mm]: 266		24.3541-1771.5 240239	BOS - Halter
1.2 THP 130	96	09/15→07/19					
1.2 VTi 82	60	07/15→07/19	←	☐; für Bremsscheibendurchmesser [mm]: 266		24.3541-1772.5 240240	BOS - Halter
1.6 BlueHDi 100	73	07/15→07/19	←	☐; für Bremsscheibendurchmesser [mm]: 266			
1.6 BlueHDi 120	88	07/15→07/19	→	☐		24.3387-1733.5 240655	TRW - Halter
1.6 THP 165	121	07/15→07/19	→	☐		24.3387-1734.5 240656	TRW - Halter
1.6 THP 208	153	09/15→07/19	→	☐			
 <b>Bremsschlauch</b>							
1.2 THP 110	81	07/15→07/19	←	+ std	2	24.5111-0496.3 331371	L= 495
1.2 THP 130	96	09/15→07/19	←		2	24.5144-0480.3 330961	L= 480
1.2 VTi 82	60	07/15→07/19	→		2	24.5239-0165.3 330606	L= 165
1.6 BlueHDi 100	73	07/15→07/19					
1.6 BlueHDi 120	88	07/15→07/19					
1.6 THP 165	121	07/15→07/19					
1.6 THP 208	153	09/15→07/19	→		2	24.5239-0165.3 330606	L= 165
<b>DS - DS 3 CROSSBACK (UR_, UC_, UJ_) 10/18→</b>							
<b>Feder, Bremssattel</b>							
1.2 PureTech 100	74	10/18→	←	für Bremsscheibendurchmesser [mm]: 302	2	11.8116-0356.1 390586	ATE
1.2 PureTech 130	96	10/18→					
1.2 PureTech 155	115	10/18→					
1.5 BlueHDi 100	75	10/18→					
1.5 BlueHDi 130	96	10/18→					
E-TENSE (UJZKXZ)	100	05/19→					
<b>Führungshülzensatz, Bremssattel</b>							
1.2 PureTech 100	74	10/18→	←	für Bremsscheibendurchmesser [mm]: 302		11.0101-5704.2 260095	ATE
1.2 PureTech 130	96	10/18→					
1.2 PureTech 155	115	10/18→					
1.5 BlueHDi 100	75	10/18→					
1.5 BlueHDi 130	96	10/18→					
E-TENSE (UJZKXZ)	100	05/19→					












	kw					! #			
<b>DS - DS 3 CROSSBACK (UR_, UC_, UJ_) 10/18→</b>									
<b>Führungsbolzen, Bremsattel</b>									
1.2 PureTech 100	74	10/18→	←	für Bremsscheibendurchmesser [mm]: 302		2	11.8171-0008.1	990049	ATE
1.2 PureTech 130	96	10/18→							
1.2 PureTech 155	115	10/18→							
1.5 BlueHDi 100	75	10/18→							
1.5 BlueHDi 130	96	10/18→							
E-TENSE (UJZKXZ)	100	05/19→							
<b>DS - DS 4 / DS 4 CROSSBACK (NX_) 07/15→12/18</b>									
<b> Bremsattel</b>									
1.2 THP 130 (NXHNMYM)	96	07/15→12/18	←				24.3601-9717.5	241050	ATE - Halter
1.6 BlueHDi 120	88	07/15→12/18	←				24.3601-9718.5	241051	ATE - Halter
1.6 THP 165	121	07/15→12/18	←						
2.0 BlueHDi 150	110	07/15→12/18	←						
1.6 BlueHDi 100	73	04/16→12/18	←				24.3601-9717.5	241050	ATE - Halter
			←				24.3601-9718.5	241051	ATE - Halter
			→	 ; - eFSB			24.3387-1731.5	240880	TRW - Halter
			→	 ; - eFSB			24.3387-1732.5	240881	TRW - Halter
1.6 THP 210	155	07/15→12/18	←				24.3601-9883.5	240964	ATE - Halter
			←				24.3601-9884.5	240965	ATE - Halter
			→	 ; - eFSB			24.3387-1731.5	240880	TRW - Halter
			→	 ; - eFSB			24.3387-1732.5	240881	TRW - Halter
2.0 BlueHDi 180	133	07/15→12/18	←	 ; nicht für Felgengröße [Zoll]: 19			24.3601-9717.5	241050	ATE - Halter
			←	 ; nicht für Felgengröße [Zoll]: 19			24.3601-9718.5	241051	ATE - Halter
			←	 ; Felgengröße [Zoll]: 19			24.3601-9883.5	240964	ATE - Halter
			←	 ; Felgengröße [Zoll]: 19			24.3601-9884.5	240965	ATE - Halter
			→	 ; - eFSB			24.3387-1731.5	240880	TRW - Halter
			→	 ; - eFSB			24.3387-1732.5	240881	TRW - Halter
<b>Feder, Bremsattel</b>									
1.2 THP 130 (NXHNMYM)	96	07/15→12/18	←			2	11.8116-0356.1	390586	ATE
1.6 BlueHDi 100	73	04/16→12/18							
1.6 BlueHDi 120	88	07/15→12/18							
1.6 THP 165	121	07/15→12/18							
2.0 BlueHDi 150	110	07/15→12/18							
2.0 BlueHDi 180	133	07/15→12/18	←	nicht für Felgengröße [Zoll]: 19		2	11.8116-0356.1	390586	ATE
<b>Führungshülzensatz, Bremsattel</b>									
1.2 THP 130 (NXHNMYM)	96	07/15→12/18	←				11.0101-5704.2	260095	ATE
1.6 BlueHDi 100	73	04/16→12/18							
1.6 BlueHDi 120	88	07/15→12/18							
1.6 THP 165	121	07/15→12/18							
2.0 BlueHDi 150	110	07/15→12/18							
1.6 THP 210	155	07/15→12/18	←				11.0101-5407.2	260011	ATE
2.0 BlueHDi 180	133	07/15→12/18	←	Felgengröße [Zoll]: 19			11.0101-5407.2	260011	ATE
			←	nicht für Felgengröße [Zoll]: 19			11.0101-5704.2	260095	ATE
<b>Führungsbolzen, Bremsattel</b>									
1.2 THP 130 (NXHNMYM)	96	07/15→12/18	←			2	11.8171-0008.1	990049	ATE
1.6 BlueHDi 100	73	04/16→12/18							
1.6 BlueHDi 120	88	07/15→12/18							
1.6 THP 165	121	07/15→12/18							
1.6 THP 210	155	07/15→12/18							
2.0 BlueHDi 150	110	07/15→12/18							
2.0 BlueHDi 180	133	07/15→12/18	←	nicht für Felgengröße [Zoll]: 19		2	11.8171-0008.1	990049	ATE
			←	Felgengröße [Zoll]: 19		2	11.8171-0008.1	990049	ATE
<b>Dichtungssatz, Bremsattel</b>									
1.2 THP 130 (NXHNMYM)	96	07/15→12/18	←				11.0441-6008.2	250038	ATE für Kolben-Ø [mm]: 60
1.6 BlueHDi 100	73	04/16→12/18							
1.6 BlueHDi 120	88	07/15→12/18							
1.6 THP 165	121	07/15→12/18							
1.6 THP 210	155	07/15→12/18							
2.0 BlueHDi 150	110	07/15→12/18							
2.0 BlueHDi 180	133	07/15→12/18	←	nicht für Felgengröße [Zoll]: 19			11.0441-6008.2	250038	ATE für Kolben-Ø [mm]: 60
			←	Felgengröße [Zoll]: 19			11.0441-6008.2	250038	ATE für Kolben-Ø [mm]: 60
↓									












	kw					! #		
<b>DS - DS 4 / DS 4 CROSSBACK (NX_) 07/15→12/18</b>								
 <b>Bremsschlauch</b>								
1.2 THP 130 (NXHNYM)	96	07/15→12/18	←	nicht für Felgenreöße [Zoll]: 19	2	24.5111-0441.3	331507	L= 440
1.6 BlueHDi 100	73	04/16→12/18	←	☐; Felgenreöße [Zoll]: 19		24.5161-0450.3	331570	L= 450
1.6 BlueHDi 120	88	07/15→12/18	←	☐; Felgenreöße [Zoll]: 19		24.5161-0451.3	331571	L= 450
1.6 THP 165	121	07/15→12/18	←	☐; Felgenreöße [Zoll]: 19		24.5161-0451.3	331571	L= 450
1.6 THP 210	155	07/15→12/18	←					
2.0 BlueHDi 150	110	07/15→12/18	→		2	24.5246-0190.3	330697	L= 190
2.0 BlueHDi 180	133	07/15→12/18	→					
<b>DS - DS 5 (KF_) 04/15→12/18</b>								
 <b>Bremssattel</b>								
1.6 BlueHDi 120	88	06/15→12/18	←	☐; Nabendurchmesser [mm]: 82		24.3601-9717.5	241050	ATE - Halter
			←	☐; Nabendurchmesser [mm]: 82		24.3601-9718.5	241051	ATE - Halter
1.6 THP 165 (KF5GZT)	121	07/15→12/18	←	☐; Nabendurchmesser [mm]: 82		24.3601-9717.5	241050	ATE - Halter
1.6 THP 210	155	04/15→12/18	←	☐; Nabendurchmesser [mm]: 82		24.3601-9718.5	241051	ATE - Halter
2.0 BlueHDi 150	110	04/15→12/18	←	☐; Nabendurchmesser [mm]: 82		24.3601-9718.5	241051	ATE - Halter
2.0 BlueHDi 180	133	04/15→12/18	←	☐; Nabendurchmesser [mm]: 83		24.3601-9883.5	240964	ATE - Halter
2.0 Hybrid4	147	04/15→12/18	←	☐; Nabendurchmesser [mm]: 83		24.3601-9884.5	240965	ATE - Halter
2.0 Hybrid4 4x4	120	04/15→12/18	←	☐; Nabendurchmesser [mm]: 83		24.3601-9884.5	240965	ATE - Halter
<b>Feder, Bremssattel</b>								
1.6 BlueHDi 120	88	06/15→12/18	←	Nabendurchmesser [mm]: 82	2	11.8116-0356.1	390586	ATE
1.6 THP 165 (KF5GZT)	121	07/15→12/18	←					
1.6 THP 210	155	04/15→12/18	←					
2.0 BlueHDi 150	110	04/15→12/18	←					
2.0 BlueHDi 180	133	04/15→12/18	←					
2.0 Hybrid4	147	04/15→12/18	←					
2.0 Hybrid4 4x4	120	04/15→12/18	←					
<b>Führungshülzensatz, Bremssattel</b>								
1.6 BlueHDi 120	88	06/15→12/18	←	Nabendurchmesser [mm]: 82		11.0101-5704.2	260095	ATE
1.6 THP 165 (KF5GZT)	121	07/15→12/18	←	Nabendurchmesser [mm]: 83		11.0101-5407.2	260011	ATE
1.6 THP 210	155	04/15→12/18	←	Nabendurchmesser [mm]: 82		11.0101-5704.2	260095	ATE
2.0 BlueHDi 150	110	04/15→12/18	←					
2.0 BlueHDi 180	133	04/15→12/18	←					
2.0 Hybrid4	147	04/15→12/18	←					
2.0 Hybrid4 4x4	120	04/15→12/18	←					
<b>Führungsbolzen, Bremssattel</b>								
1.6 BlueHDi 120	88	06/15→12/18	←		2	11.8171-0008.1	990049	ATE
1.6 THP 165 (KF5GZT)	121	07/15→12/18	←					
1.6 THP 210	155	04/15→12/18	←					
2.0 BlueHDi 150	110	04/15→12/18	←					
2.0 BlueHDi 180	133	04/15→12/18	←					
2.0 Hybrid4	147	04/15→12/18	←					
2.0 Hybrid4 4x4	120	04/15→12/18	←					
<b>Dichtungssatz, Bremssattel</b>								
1.6 BlueHDi 120	88	06/15→12/18	←			11.0441-6008.2	250038	ATE für Kolben-Ø [mm]: 60
1.6 THP 165 (KF5GZT)	121	07/15→12/18	←					
1.6 THP 210	155	04/15→12/18	←					
2.0 BlueHDi 150	110	04/15→12/18	←					
2.0 BlueHDi 180	133	04/15→12/18	←					
2.0 Hybrid4	147	04/15→12/18	←					
2.0 Hybrid4 4x4	120	04/15→12/18	←					
 <b>Bremsschlauch</b>								
1.6 BlueHDi 120	88	06/15→12/18	→	innen	2	24.5246-0216.3	331022	L= 216,6
1.6 THP 165 (KF5GZT)	121	07/15→12/18	→					
1.6 THP 210	155	04/15→12/18	→					
2.0 BlueHDi 150	110	04/15→12/18	→					
2.0 BlueHDi 180	133	04/15→12/18	→					
<b>DS - DS 7 Crossback (J_) 09/17→</b>								
<b>Führungshülzensatz, Bremssattel</b>								
1.5 BlueHDi 130	96	09/17→	←	für Bremsscheibendurchmesser [mm]: 304		11.0101-5407.2	260011	ATE
1.6 PureTech 180	133	04/18→	←					
1.6 PureTech 225	165	09/17→	←					
2.0 BlueHDi 180	130	09/17→	←					
E-TENSE	133	10/19→	←					
E-TENSE	147	10/19→	←					
E-TENSE 4x4	147	05/19→	←					
E-TENSE 4x4	221	05/19→	←					
PureTech 130	96	10/18→	←					
<b>Führungsbolzen, Bremssattel</b>								
1.5 BlueHDi 130	96	09/17→	←	für Bremsscheibendurchmesser [mm]: 304	2	11.8171-0008.1	990049	ATE
1.6 PureTech 180	133	04/18→	←					
↓								



























	kw				! #		
<b>DS - DS 7 Crossback (J_) 09/17→</b>							
<b>Führungsbolzen, Bremsattel</b>							
1.6 PureTech 225	165	09/17→	←	für Bremsscheibendurchmesser [mm]:	2	11.8171-0008.1	990049 ATE
2.0 BlueHDi 180	130	09/17→		304			
E-TENSE	133	10/19→					
E-TENSE	147	10/19→					
E-TENSE 4x4	147	05/19→					
E-TENSE 4x4	221	05/19→					
PureTech 130	96	10/18→					
<b>Dichtungssatz, Bremsattel</b>							
1.5 BlueHDi 130	96	09/17→	←	für Bremsscheibendurchmesser [mm]:		11.0441-6008.2	250038 ATE für Kolben-Ø [mm]: 60
1.6 PureTech 180	133	04/18→		304			
1.6 PureTech 225	165	09/17→					
2.0 BlueHDi 180	130	09/17→					
E-TENSE	133	10/19→					
E-TENSE	147	10/19→					
E-TENSE 4x4	147	05/19→					
E-TENSE 4x4	221	05/19→					
PureTech 130	96	10/18→					
<b>FIAT - 126 (126_) 09/72→09/00</b>							
 <b>Bremsschlauch</b>							
650	18	07/81→09/00	→	→ 08/87	2	24.5207-0205.3	330042 L= 205
700	19	09/87→06/96	→	→ 07/90	2	24.5207-0205.3	330042 L= 205
<b>FIAT - 500 (312_) 07/07→</b>							
 <b>Bremsattel</b>							
0.9 (312AXG1A, 312.AXG11)	63	07/10→	←	☐		24.3541-9831.5	241027 ATE - Halter
0.9 (312AXH1A)	48	09/12→	←	☐		24.3541-9832.5	241028 ATE - Halter
0.9 (312AXN1A)	59	12/13→					
0.9 (312AXP1A)	44	12/13→					
0.9 (312AXM1B) Electric (EV)	77	10/13→	←	☐; 12/13→		24.3541-1769.5	240601 BOS - Halter
	83	09/12→	←	☐; 12/13→		24.3541-1770.5	240602 BOS - Halter
			→	☐; 12/13→		24.3347-1715.5	240719 TRW - Halter
			→	☐; 12/13→		24.3347-1716.5	240720 TRW - Halter
1.2 (312AXA1A)	51	07/07→	←	☐		24.3481-1743.5	240305 BDX - Halter
1.2 LPG (312AXA1A)	51	12/10→	←	☐		24.3481-1744.5	240306 BDX - Halter
1.3 D Multijet (312AXE1A)	70	12/09→	←	☐		24.3541-1769.5	240601 BOS - Halter
1.3 D Multijet (312AYA1A)	57	06/16→	←	☐		24.3541-1770.5	240602 BOS - Halter
1.4 (301J410)	75	09/08→	←	☐		24.3541-1769.5	240601 BOS - Halter
1.4 (312AXC1B, 312CXC1B)	74	10/07→	←	☐		24.3541-1770.5	240602 BOS - Halter
			→	☐		24.3347-1715.5	240719 TRW - Halter
			→	☐		24.3347-1716.5	240720 TRW - Halter
<b>Feder, Bremsattel</b>							
0.9 (312AXG1A, 312.AXG11)	63	07/10→	←		2	11.8116-0264.1	390594 ATE
0.9 (312AXH1A)	48	09/12→					
0.9 (312AXN1A)	59	12/13→					
0.9 (312AXP1A)	44	12/13→					
1.0 Mild Hybrid (312.AYD1B)	51	01/20→					
<b>Führungsbolzen, Bremsattel</b>							
0.9 (312AXG1A, 312.AXG11)	63	07/10→			2	11.8171-0008.1	990049 ATE
0.9 (312AXH1A)	48	09/12→					
0.9 (312AXN1A)	59	12/13→					
0.9 (312AXP1A)	44	12/13→					
1.0 Mild Hybrid (312.AYD1B)	51	01/20→	←		2	11.8171-0008.1	990049 ATE
 <b>Bremsschlauch</b>							
0.9 (312AXG1A, 312.AXG11)	63	07/10→	←		2	24.5112-0356.3	331129 L= 355
0.9 (312AXH1A)	48	09/12→	→		2	24.5228-0165.3	330879 L= 165
0.9 (312AXN1A)	59	12/13→					
0.9 (312AXP1A)	44	12/13→					
1.2 (312AXA1A)	51	07/07→					
1.2 LPG (312AXA1A)	51	12/10→					
↓							
























	kw			 	! #		
<b>FIAT - 500 (312_) 07/07→</b>							
 <b>Bremsschlauch</b>							
1.3 D Multijet (312AXB1A)	55	10/07→	←		2	24.5112-0356.3 331129	L= 355
1.3 D Multijet (312AXE1A)	70	12/09→	→		2	24.5228-0165.3 330879	L= 165
1.3 D Multijet (312AYA1A)	57	06/16→					
0.9 (312AXM1B) Electric (EV)	77 83	10/13→ 09/12→	←	12/13→	2	24.5112-0356.3 331129	L= 355
			→	12/13→	2	24.5228-0165.3 330879	L= 165
1.4 (301J410)	75	09/08→	←		2	24.5112-0356.3 331129	L= 355
1.4 (312AXC1B, 312CXC1B)	74	10/07→	→		2	83.7101-9219.3 330903	L= 218,5
<b>FIAT - 500 C (312_) 09/09→</b>							
 <b>Bremssattel</b>							
0.9 (312AG1A)	63	09/09→	←	☐		24.3541-9831.5 241027	ATE - Halter
0.9 (312AXH1A)	48	09/12→					
0.9 (312AXP1A)	44	12/13→	←	☐		24.3541-9832.5 241028	ATE - Halter
0.9 (312AXM1B)	77	12/13→	←	☐		24.3541-1769.5 240601	BOS - Halter
0.9 (312AXN1A, 312AXN11)	59	12/13→	←	☐		24.3541-1770.5 240602	BOS - Halter
1.4 (301J410)	75	09/11→	→	☐		24.3347-1715.5 240719	TRW - Halter
1.4 (312CXC1B, 312AXC1B)	74	09/09→	→	☐		24.3347-1716.5 240720	TRW - Halter
1.3 D Multijet (312CXE1A, 312AXE1A)	70	09/09→	←	☐		24.3541-1769.5 240601	BOS - Halter
			←	☐		24.3541-1770.5 240602	BOS - Halter
<b>Feder, Bremssattel</b>							
0.9 (312AG1A)	63	09/09→	←		2	11.8116-0264.1 390594	ATE
1.0 Mild Hybrid (312.AYD1B)	51	01/20→					
0.9 (312AXH1A)	48	09/12→			2	11.8116-0264.1 390594	ATE
0.9 (312AXP1A)	44	12/13→					
<b>Führungsbolzen, Bremssattel</b>							
0.9 (312AG1A)	63	09/09→			2	11.8171-0008.1 990049	ATE
0.9 (312AXH1A)	48	09/12→					
0.9 (312AXP1A)	44	12/13→					
1.0 Mild Hybrid (312.AYD1B)	51	01/20→	←		2	11.8171-0008.1 990049	ATE
 <b>Bremsschlauch</b>							
0.9 (312AG1A)	63	09/09→	←		2	24.5112-0356.3 331129	L= 355
0.9 (312AXH1A)	48	09/12→					
0.9 (312AXP1A)	44	12/13→	→		2	24.5228-0165.3 330879	L= 165
1.2 (312CXA1A, 312AXA1A)	51	09/09→					
1.3 D Multijet (312CXB1A)	55	09/09→					
1.3 D Multijet (312CXE1A, 312AXE1A)	70	09/09→					
0.9 (312AXM1B)	77	12/13→	←		2	24.5112-0356.3 331129	L= 355
0.9 (312AXN1A, 312AXN11)	59	12/13→	→		2	83.7101-9219.3 330903	L= 218,5
1.4 (301J410)	75	09/11→					
1.4 (312CXC1B, 312AXC1B)	74	09/09→					
<b>FIAT - 500L (351_, 352_) 09/12→</b>							
 <b>Bremssattel</b>							
0.9 (199LYC1B)	77	09/12→	←	☐		24.3541-1829.5 240721	BOS - Halter
0.9 Natural Power (199LYC1B)	59	04/17→	←	☐		24.3541-1830.5 240722	BOS - Halter
0.9 Natural Power (199LYC1B)	63	03/13→					
1.3 D Multijet (199.LYM11, 199.LYM1A)	70	06/14→					
1.3 D Multijet (199LXY1A, 199LXY11)	62	09/12→					
1.4 (199LYB1B)	70	09/12→					
1.6 D Multijet (199LYD1B)	77	09/12→05/18					
1.4 (199LYF1B)	88	10/13→	←	☐; 01/14→		24.3571-9953.5 241062	ATE - Halter
			←	☐; 01/14→		24.3571-9954.5 241063	ATE - Halter
1.4 LPG (199LYF1B)	88	02/14→	←	☐		24.3571-9953.5 241062	ATE - Halter

	kw					! #		
<b>FIAT - 500L (351_, 352_) 09/12→</b>								
 <b>Bremssattel</b>								
1.6 D Multijet (199LYE1B)	88	09/13→	←	☐			24.3571-9954.5 241063	ATE - Halter
<b>Führungsbolzen, Bremssattel</b>								
1.4 (199LYF1B)	88	10/13→			01/14→	2	11.8171-0008.1 990049	ATE
1.4 LPG (199LYF1B)	88	02/14→				2	11.8171-0008.1 990049	ATE
1.6 D Multijet (199LYE1B)	88	09/13→						
 <b>Bremsschlauch</b>								
0.9 (199LYC1B)	77	09/12→	←			2	24.5112-0402.3 331297	L= 402
0.9 Natural Power (199LYC1B)	63	03/13→	→		am Bremssattel; → 06/14; Scheibenbremse	2	24.5112-0142.3 331016	L= 142
1.3 D Multijet (199.LYM11, 199.LYM1A)	70	06/14→	→		am Bremssattel; 07/14→; Scheibenbremse	2	24.5112-0187.3 331150	L= 187
1.3 D Multijet (199LXY1A, 199LXY11)	62	09/12→						
1.4 (199LYB1B)	70	09/12→						
1.4 LPG (199LYF1B)	88	02/14→						
1.6 D Multijet (199LYD1B)	77	09/12→05/18						
1.6 D Multijet (199LYE1B)	88	09/13→						
0.9 Natural Power (199LYC1B)	59	04/17→	←			2	24.5112-0402.3 331297	L= 402
			→		am Bremssattel; Scheibenbremse	2	24.5112-0187.3 331150	L= 187
1.4 (199LYF1B)	88	10/13→	←		01/14→	2	24.5112-0402.3 331297	L= 402
			→		am Bremssattel; 01/14→ 06/14; Scheibenbremse	2	24.5112-0142.3 331016	L= 142
			→		am Bremssattel; 07/14→; Scheibenbremse	2	24.5112-0187.3 331150	L= 187
<b>FIAT - 500X (334_) 09/14→</b>								
 <b>Bremssattel</b>								
1.3 D Multijet (334AXH1A)	70	11/14→	←	☐			11.9571-9969.2 220955	ATE - Halter
1.4 (334AXC1B, 334AXC11)	103	09/14→	←	☐			11.9571-9970.2 220956	ATE - Halter
1.4 (334AXC1B)	100	09/14→						
1.4 LPG (334AXL1B)	88	03/17→						
1.6 D Multijet (334AXA1B, 334AXA11)	88	09/14→	←	☐; → 12/15			11.9571-9969.2 220955	ATE - Halter
1.6 D Multijet (334AXA1B)	84	09/14→	←	☐; → 12/15			11.9571-9970.2 220956	ATE - Halter
<b>Führungsbolzen, Bremssattel</b>								
1.3 D Multijet (334AXH1A)	70	11/14→				2	11.8171-0008.1 990049	ATE
1.4 (334AXC1B, 334AXC11)	103	09/14→						
1.4 (334AXC1B)	100	09/14→						
1.4 LPG (334AXL1B)	88	03/17→						
1.6 D Multijet (334AXA1B, 334AXA11)	88	09/14→						
1.6 D Multijet (334AXA1B)	84	09/14→						
 <b>Bremsschlauch</b>								
1.0 (334.AXN1B)	84	06/18→	←			2	24.5112-0406.3 331496	L= 405
1.0 (334.AXN1B)	88	09/18→						
1.3 (334.AXR11)	110	09/18→						
1.3 D Multijet (334AXH1A)	70	11/14→						
1.4 (334AXC1B, 334AXC11)	103	09/14→						
1.4 (334AXC1B)	100	09/14→						
1.4 4x4 (334AXF22)	120	02/15→						
1.4 4x4 (334AXF22)	125	02/15→						
1.4 LPG (334AXL1B)	88	03/17→						
1.6 (334AXE1A)	81	11/14→						
1.6 D Multijet (334AXA1B, 334AXA11)	88	09/14→						
1.6 D Multijet (334AXA1B)	84	09/14→						
2.0 D Multijet 4x4 (334AX)	110	09/18→						
2.0 D Multijet 4x4 (334AXB22, 334AXD2B)	100	09/14→						







	kw			 	! #		
<b>FIAT - 500X (334_) 09/14→</b>							
 <b>Bremsschlauch</b>							
2.0 D Multijet 4x4 (334AXB22, 334AXD2B)	103	09/14→	←		2	24.5112-0406.3 331496	L= 405
<b>FIAT - BARCHETTA (183_) 03/95→05/05</b>							
 <b>Bremssattel</b>							
1.8 16V	96	04/95→05/05	←	☐; 06/95→ 10/04		24.3541-1789.5 240291	ATE - Halter
			←	☐; 06/95→ 10/04		24.3541-1790.5 240292	ATE - Halter
			→	☐; → 10/04		24.3344-1703.5 240117	TRW - Halter
			→	☐; → 10/04		24.3344-1704.5 240118	TRW - Halter
 <b>Bremsschlauch</b>							
1.8 16V	96	04/95→05/05	←	☐; → 10/04		24.5112-0395.3 330521	L= 395
			←	☐; → 10/04		24.5112-0396.3 330520	L= 397
			→	→ 10/04	2	24.5112-0160.3 330612	L= 160
<b>FIAT - BRAVA (182_) 10/95→06/03</b>							
 <b>Bremssattel</b>							
1.2 16V 80	59	10/00→10/01	←	☐; Schaltgetriebe		24.3541-1787.5 240289	ATE - Halter
1.4 (182.BG)	55	10/95→10/01	←	☐; Schaltgetriebe		24.3541-1788.5 240290	ATE - Halter
1.4 12 V (182.BA)	59	10/95→08/98	←	☐; Schaltgetriebe		24.3541-1788.5 240290	ATE - Halter
1.6 16V (182.BB)	76	02/96→10/01	←	☐; Automatikgetriebe		24.3541-1789.5 240291	ATE - Halter
1.6 16V (182.BH)	66	10/95→10/01	←	☐; Automatikgetriebe		24.3541-1790.5 240292	ATE - Halter
1.2 16V 80	60	12/98→12/02	←	☐; → 10/01; Schaltgetriebe		24.3541-1787.5 240289	ATE - Halter
			←	☐; → 10/01; Schaltgetriebe		24.3541-1788.5 240290	ATE - Halter
			←	☐; → 10/01; Automatikgetriebe		24.3541-1789.5 240291	ATE - Halter
			←	☐; → 10/01; Automatikgetriebe		24.3541-1790.5 240292	ATE - Halter
1.8 GT 16V (182.BC)	83	10/95→08/01	←	☐		24.3541-1789.5 240291	ATE - Halter
1.9 JTD	74	09/00→10/01	←	☐		24.3541-1790.5 240292	ATE - Halter
1.9 JTD 105	77	12/98→10/01	←	☐		24.3541-1790.5 240292	ATE - Halter
1.9 TD 100 S (182.BF)	74	03/96→10/01	←	☐; 06/96→		24.3541-1789.5 240291	ATE - Halter
			←	☐; 06/96→		24.3541-1790.5 240292	ATE - Halter
1.9 TD 75 S (182.BF)	55	03/96→10/01	←	☐; 06/96→; Schaltgetriebe		24.3541-1787.5 240289	ATE - Halter
			←	☐; 06/96→; Schaltgetriebe		24.3541-1788.5 240290	ATE - Halter
			←	☐; 06/96→; Automatikgetriebe		24.3541-1789.5 240291	ATE - Halter
			←	☐; 06/96→; Automatikgetriebe		24.3541-1790.5 240292	ATE - Halter
 <b>Bremsschlauch</b>							
1.2 16V 80	59	10/00→10/01	←	☐		24.5112-0387.3 330519	L= 387
1.4 (182.BG)	55	10/95→10/01	←	☐		24.5112-0388.3 330518	L= 385
1.4 12 V (182.BA)	59	10/95→08/98	←	☐		24.5112-0388.3 330518	L= 385
1.6 16V (182.BB)	76	02/96→10/01	→		2	24.5228-0223.3 330530	L= 223
1.6 16V (182.BH)	66	10/95→10/01	→		2	24.5228-0223.3 330530	L= 223
1.8 GT 16V (182.BC)	83	10/95→08/01	→		2	24.5228-0223.3 330530	L= 223
1.9 JTD	74	09/00→10/01	→		2	24.5228-0223.3 330530	L= 223
1.9 JTD 105	77	12/98→10/01	→		2	24.5228-0223.3 330530	L= 223
1.2 16V 80	60	12/98→12/02	←	☐; → 10/01		24.5112-0387.3 330519	L= 387
			←	☐; → 10/01		24.5112-0388.3 330518	L= 385
			→	→ 10/01	2	24.5228-0223.3 330530	L= 223
1.9 TD 100 S (182.BF)	74	03/96→10/01	←	☐; 06/96→		24.5112-0387.3 330519	L= 387
1.9 TD 75 S (182.BF)	55	03/96→10/01	←	☐; 06/96→		24.5112-0388.3 330518	L= 385
			→	06/96→	2	24.5228-0223.3 330530	L= 223
<b>FIAT - BRAVO I (182_) 10/95→10/01</b>							
 <b>Bremssattel</b>							
1.2 16V 80	59	10/00→10/01	←	☐		24.3541-1787.5 240289	ATE - Halter
1.2 16V 80	60	12/98→10/00	←	☐		24.3541-1787.5 240289	ATE - Halter
1.4 (182.AA)	59	10/95→10/01	←	☐		24.3541-1788.5 240290	ATE - Halter
1.4 (182.AG)	55	10/95→10/01	←	☐		24.3541-1788.5 240290	ATE - Halter
1.6	76	09/00→10/01	←	☐		24.3541-1789.5 240291	ATE - Halter
1.6 16V (182.AB)	76	03/96→10/01	←	☐		24.3541-1789.5 240291	ATE - Halter
1.6 16V (182.AH)	66	10/95→10/01	←	☐		24.3541-1790.5 240292	ATE - Halter
1.8 GT (182.AC)	83	10/95→10/01	←	☐		24.3541-1789.5 240291	ATE - Halter
1.9 JTD	74	09/00→10/01	←	☐		24.3541-1790.5 240292	ATE - Halter
1.9 JTD 105	77	12/98→10/01	←	☐		24.3541-1790.5 240292	ATE - Halter

	kw			 	! #		
<b>FIAT - BRAVO I (182_) 10/95→10/01</b>							
 <b>Bremssattel</b>							
1.9 TD 100 S (182.AF)	74	03/96→10/01	←	☐; 06/96→		24.3541-1789.5 240291	ATE - Halter
			←	☐; 06/96→		24.3541-1790.5 240292	ATE - Halter
1.9 TD 75 S (182.AF)	55	03/96→10/01	←	☐; 06/96→		24.3541-1787.5 240289	ATE - Halter
			←	☐; 06/96→		24.3541-1788.5 240290	ATE - Halter
2.0 HGT 20V (182.AD)	108	10/95→07/98	→	☐		24.3344-1703.5 240117	TRW - Halter
2.0 HGT 20V (182AQ)	113	07/98→10/01	→	☐		24.3344-1704.5 240118	TRW - Halter
 <b>Bremsschlauch</b>							
1.2 16V 80	59	10/00→10/01	←	☐		24.5112-0387.3 330519	L= 387
1.2 16V 80	60	12/98→10/00	←	☐		24.5112-0388.3 330518	L= 385
1.4 (182.AA)	59	10/95→10/01	←	☐		24.5112-0388.3 330518	L= 385
1.4 (182.AG)	55	10/95→10/01	→		2	24.5228-0223.3 330530	L= 223
1.6	76	09/00→10/01					
1.6 16V (182.AB)	76	03/96→10/01					
1.6 16V (182.AH)	66	10/95→10/01					
1.8 GT (182.AC)	83	10/95→10/01					
1.9 JTD	74	09/00→10/01					
1.9 JTD 105	77	12/98→10/01					
2.0 HGT 20V (182.AD)	108	10/95→07/98					
2.0 HGT 20V (182AQ)	113	07/98→10/01					
1.9 TD 100 S (182.AF)	74	03/96→10/01	←	☐; 06/96→		24.5112-0387.3 330519	L= 387
1.9 TD 75 S (182.AF)	55	03/96→10/01	←	☐; 06/96→		24.5112-0388.3 330518	L= 385
			→	06/96→	2	24.5228-0223.3 330530	L= 223
<b>FIAT - BRAVO II (198_) 11/06→</b>							
 <b>Bremssattel</b>							
1.4 (198AXA1B)	66	04/07→12/14	←	☐		24.3541-1811.5 240429	BOS - Halter
			←	☐		24.3541-1812.5 240430	BOS - Halter
1.4 LPG (198AXA1B)	66	12/08→12/14	←	☐; 11/09→		24.3541-1811.5 240429	BOS - Halter
			←	☐; 11/09→		24.3541-1812.5 240430	BOS - Halter
1.4 T-Jet (198AXG1B)	88	10/07→12/14	←	☐		24.3541-1809.5 240593	BOS - Halter
1.6 D Multijet (198AXL1B)	88	03/08→12/14	←	☐		24.3541-1810.5 240594	BOS - Halter
1.6 D Multijet (198AXM1B)	66	03/08→12/14					
1.9 D Multijet (198AXB1A)	88	04/07→12/14					
1.9 D Multijet (198AXE1A)	66	04/07→12/08					
1.6 D Multijet (198AXH1B)	77	09/07→12/14	←	☐; 03/08→		24.3541-1809.5 240593	BOS - Halter
			←	☐; 03/08→		24.3541-1810.5 240594	BOS - Halter
1.9 D Multijet (198AXD1A)	85	11/06→12/09	←	☐; 04/07→		24.3541-1809.5 240593	BOS - Halter
			←	☐; 04/07→		24.3541-1810.5 240594	BOS - Halter
 <b>Bremsschlauch</b>							
1.4 (198AXA1B)	66	04/07→12/14	←		2	24.5112-0407.3 331459	L= 410
1.4 16V (198AXS1B)	103	04/10→12/14	→		2	24.5112-0187.3 331150	L= 187
1.4 T-Jet (198AXF1B)	110	09/07→12/14					
1.4 T-Jet (198AXG1B)	88	10/07→12/14					
1.6 D Multijet (198AXL1B)	88	03/08→12/14					
1.6 D Multijet (198AXM1B)	66	03/08→12/14					
1.9 D Multijet (198AXB1A)	88	04/07→12/14					
1.9 D Multijet (198AXC1B)	110	04/07→12/14					
1.9 D Multijet (198AXE1A)	66	04/07→12/08					
2.0 D Multijet (198AXN1B)	121	09/08→12/14					
2.0 D Multijet (198AXPIB)	120	09/08→12/14					
1.4 LPG (198AXA1B)	66	12/08→12/14	←	11/09→	2	24.5112-0407.3 331459	L= 410
			→	11/09→	2	24.5112-0187.3 331150	L= 187
1.6 D Multijet (198AXH1B)	77	09/07→12/14	←	03/08→	2	24.5112-0407.3 331459	L= 410
			→	03/08→	2	24.5112-0187.3 331150	L= 187
1.9 D Multijet (198AXD1A)	85	11/06→12/09	←	04/07→	2	24.5112-0407.3 331459	L= 410
			→	04/07→	2	24.5112-0187.3 331150	L= 187

	kw			 	! #		
<b>FIAT - BRAVO Van (198_) 03/08→12/14</b>							
 <b>Bremssattel</b>							
1.6 JTD Multijet (198AXH1B)	77	03/08→12/14	←	☐		24.3541-1809.5 240593	BOS - Halter
			←	☐		24.3541-1810.5 240594	BOS - Halter
 <b>Bremsschlauch</b>							
1.6 JTD Multijet (198AXH1B)	77	03/08→12/14	←		2	24.5112-0407.3 331459	L= 410
			→		2	24.5112-0187.3 331150	L= 187
<b>FIAT - CINQUECENTO (170_) 07/91→07/99</b>							
 <b>Bremssattel</b>							
0.7 (170AA)	23	12/91→01/96	←	☐; 02/92→		24.3481-1743.5 240305	BDX - Halter
			←	☐; 02/92→		24.3481-1744.5 240306	BDX - Halter
0.7 i (170AD)	22	07/94→01/98	←	☐		24.3481-1743.5 240305	BDX - Halter
			←	☐		24.3481-1744.5 240306	BDX - Halter
0.9 i.e. S (170AF, 170CF)	29	07/91→07/99	←	☐; 02/92→ 05/98		24.3481-1743.5 240305	BDX - Halter
			←	☐; 02/92→ 05/98		24.3481-1744.5 240306	BDX - Halter
1.1 Sporting (170AH)	40	10/94→01/98	←	☐; 11/94→		24.3481-1743.5 240305	BDX - Halter
			←	☐; 11/94→		24.3481-1744.5 240306	BDX - Halter
 <b>Bremsschlauch</b>							
0.7 (170AA)	23	12/91→01/96	←	02/92→	2	24.5112-0445.3 330564	L= 445
			→	02/92→	2	24.5228-0275.3 330035	L= 275
0.7 i (170AD)	22	07/94→01/98	←		2	24.5112-0445.3 330564	L= 445
			→		2	24.5228-0275.3 330035	L= 275
0.9 i.e. S (170AF, 170CF)	29	07/91→07/99	←	02/92→ 05/98	2	24.5112-0445.3 330564	L= 445
			→	02/92→ 05/98	2	24.5228-0275.3 330035	L= 275
1.1 Sporting (170AH)	40	10/94→01/98	←	11/94→	2	24.5112-0445.3 330564	L= 445
			→	11/94→	2	24.5228-0275.3 330035	L= 275
<b>FIAT - COUPE (175_) 11/93→08/00</b>							
 <b>Bremssattel</b>							
2.0 16V	102	11/93→08/96	→	☐; 12/93→ 06/96		24.3344-1703.5 240117	TRW - Halter
2.0 16V Turbo	140	11/93→08/96	→	☐; 12/93→ 06/96		24.3344-1704.5 240118	TRW - Halter
 <b>Bremsschlauch</b>							
1.8 16V	96	03/96→08/00	→	07/96→	2	83.6401-0159.3 330746	L= 160
2.0 16V	102	11/93→08/96	→	12/93→ 06/96	2	83.6401-0159.3 330746	L= 160
2.0 16V Turbo	140	11/93→08/96	→				
2.0 20V	113	04/98→08/00	→		2	83.6401-0159.3 330746	L= 160
2.0 20V (175AXC1A)	108	08/96→09/98	→	01/97→	2	83.6401-0159.3 330746	L= 160
2.0 20V Turbo	162	08/96→08/00	→				
<b>FIAT - CROMA (194_) 06/05→</b>							
 <b>Bremssattel</b>							
1.8 16V	103	12/05→	←	☐; 03/06→ 11/10; nur paarweise austauschen		24.3571-9781.5 240984	ATE - Halter
1.9 D Multijet	85	06/05→					
1.9 D Multijet (194AXB1B)	88	06/05→12/11	←	☐; 03/06→ 11/10; nur paarweise austauschen		24.3571-9782.5 240985	ATE - Halter
2.2 16V	108	06/05→					
1.9 D Multijet	100	12/05→	←	☐; 2060169→; → 11/10; nur paarweise austauschen		24.3571-9781.5 240984	ATE - Halter
1.9 D Multijet (194AXC1B, 194AXC12)	110	06/05→12/11	←	☐; 2060169→; → 11/10; nur paarweise austauschen		24.3571-9782.5 240985	ATE - Halter
<b>Feder, Bremssattel</b>							
1.8 16V	103	12/05→	←	03/06→ 11/10	2	11.8116-0356.1 390586	ATE
1.9 D Multijet	85	06/05→					
1.9 D Multijet (194AXB1B)	88	06/05→12/11					
2.2 16V	108	06/05→					
1.9 D Multijet	100	12/05→	←	2060169→; → 11/10	2	11.8116-0356.1 390586	ATE
1.9 D Multijet (194AXC1B, 194AXC12)	110	06/05→12/11					

	kW			 	! #		
<b>FIAT - CROMA (194_) 06/05→</b>							
<b>Führungsbolzen, Bremsattel</b>							
1.8 16V	103	12/05→		01/06→ 02/06	2	11.8171-0008.1 990049	ATE
1.9 D Multijet	85	06/05→		→ 02/06	2	11.8171-0008.1 990049	ATE
1.9 D Multijet (194AXB1B)	88	06/05→12/11					
2.2 16V	108	06/05→					
<b>Bremsschlauch</b>							
1.8 16V	103	12/05→	←	01/06→ 11/10	2	24.5241-0401.3 331021	L= 401,7
			→	01/06→ 11/10	2	24.5112-0295.3 330907	L= 295
1.9 D Multijet	85	06/05→	←	→ 11/10	2	24.5241-0401.3 331021	L= 401,7
1.9 D Multijet (194AXB1B)	88	06/05→12/11	→	→ 11/10	2	24.5112-0295.3 330907	L= 295
2.2 16V	108	06/05→					
1.9 D Multijet	100	12/05→	←	→ 11/10	2	24.5153-0380.3 331044	L= 380
1.9 D Multijet (194AXC1B, 194AXC12)	110	06/05→12/11	→	→ 11/10	2	24.5112-0295.3 330907	L= 295
2.4 D Multijet	147	06/05→					
<b>FIAT - CROMA Kasten/Kombi (194_) 04/06→12/11</b>							
<b>Bremssattel</b>							
1.9 MJTD (194AXB1B)	88	04/06→12/11	←	☐; → 11/10; nur paarweise austauschen		24.3571-9781.5 240984	ATE - Halter
			←	☐; → 11/10; nur paarweise austauschen		24.3571-9782.5 240985	ATE - Halter
<b>Feder, Bremsattel</b>							
1.9 MJTD (194AXB1B)	88	04/06→12/11	←	→ 11/10	2	11.8116-0356.1 390586	ATE
<b>Bremsschlauch</b>							
1.9 MJTD (194AXB1B)	88	04/06→12/11	←	→ 11/10	2	24.5241-0401.3 331021	L= 401,7
			→	→ 11/10	2	24.5112-0295.3 330907	L= 295
<b>FIAT - DOBLO Cargo (263_) 02/10→</b>							
<b>Bremssattel</b>							
1.3 D Multijet	55	11/13→	←	☐; für Bremsscheibendurchmesser [mm]: 284		24.3541-1829.5 240721	BOS - Halter
1.3 D Multijet	59	03/16→					
1.3 D Multijet	66	02/10→					
1.3 D Multijet (263WXU1A)	70	03/16→	←	☐; für Bremsscheibendurchmesser [mm]: 284		24.3541-1830.5 240722	BOS - Halter
1.4	70	02/10→					
1.4	88	10/11→					
1.4 Natural Power	88	06/10→	←	☐; für Bremsscheibendurchmesser [mm]: 305		24.3571-9953.5 241062	ATE - Halter
1.6 D Multijet	66	02/10→					
1.6 D Multijet	74	02/10→					
1.6 D Multijet	77	02/10→	←	☐; für Bremsscheibendurchmesser [mm]: 305		24.3571-9954.5 241063	ATE - Halter
1.6 D Multijet (263.WXN1B, 263.ZXN1B)	88	02/16→					
1.6 D Multijet (263ZXR1B)	70	03/15→					
2.0 D Multijet	99	02/10→					
<b>Feder, Bremsattel</b>							
1.3 D Multijet	55	11/13→	←	für Bremsscheibendurchmesser [mm]: 305	2	11.8116-0237.1 390509	ATE
1.3 D Multijet	59	03/16→					
1.3 D Multijet	66	02/10→					
1.3 D Multijet (263WXU1A)	70	03/16→					
1.4	70	02/10→					
1.4	88	10/11→					
1.4 Natural Power	88	06/10→					
1.6 D Multijet	66	02/10→					
1.6 D Multijet	74	02/10→					
1.6 D Multijet	77	02/10→					
1.6 D Multijet (263.WXN1B, 263.ZXN1B)	88	02/16→					
1.6 D Multijet (263ZXR1B)	70	03/15→					
2.0 D Multijet	99	02/10→					
<b>Führungsbolzen, Bremsattel</b>							
1.3 D Multijet	55	11/13→		für Bremsscheibendurchmesser [mm]: 305	2	11.8171-0008.1 990049	ATE
1.3 D Multijet	59	03/16→					
1.3 D Multijet	66	02/10→					
1.3 D Multijet (263WXU1A)	70	03/16→					



	kw				! #		
<b>FIAT - DOBLO Cargo (263_) 02/10→</b>							
<b>Führungsbolzen, Bremsattel</b>							
1.4	70	02/10→		für Bremsscheibendurchmesser [mm]:	2	11.8171-0008.1	990049 ATE
1.4	88	10/11→		305			
1.4 Natural Power	88	06/10→					
1.6 D Multijet	66	02/10→					
1.6 D Multijet	74	02/10→					
1.6 D Multijet	77	02/10→					
1.6 D Multijet	88	02/16→					
(263.WXN1B, 263.ZXN1B)							
1.6 D Multijet	70	03/15→					
(263ZXR1B)							
2.0 D Multijet	99	02/10→					
<b>Bremsschlauch</b>							
1.3 D Multijet	55	11/13→	←		2	24.5112-0406.3	331496 L= 405
1.3 D Multijet	59	03/16→	→				
1.3 D Multijet	66	02/10→			2	24.5204-0200.3	331499 L= 200
1.3 D Multijet	70	03/16→					
(263WXU1A)							
1.4	70	02/10→					
1.4	88	10/11→					
1.4 Natural Power	88	06/10→					
1.6 D Multijet	66	02/10→					
1.6 D Multijet	74	02/10→					
1.6 D Multijet	77	02/10→					
1.6 D Multijet	88	02/16→					
(263.WXN1B, 263.ZXN1B)							
1.6 D Multijet	70	03/15→					
(263ZXR1B)							
2.0 D Multijet	99	02/10→					
<b>FIAT - DOBLO Großraumlimousine (119_, 223_) 03/01→</b>							
<b>Bremssattel</b>							
1.3 D Multijet	62	10/05→	←	☐; → 01/10;		24.3541-1769.5	240601 BOS - Halter
1.4	57	10/05→		für Bremsscheibendurchmesser [mm]:			
1.9 D Multijet	88	10/05→		258			
			←	☐; → 01/10;		24.3541-1770.5	240602 BOS - Halter
				für Bremsscheibendurchmesser [mm]:			
				258			
			←	☐; → 01/10;		24.3541-1829.5	240721 BOS - Halter
				für Bremsscheibendurchmesser [mm]:			
				284			
			←	☐; → 01/10;		24.3541-1830.5	240722 BOS - Halter
				für Bremsscheibendurchmesser [mm]:			
				284			
1.3 JTD	55	05/05→	←	☐; 10/05→ 01/10;		24.3541-1769.5	240601 BOS - Halter
1.6 16V (223AXD1A)	76	10/01→		für Bremsscheibendurchmesser [mm]:			
1.6 Natural Power	76	09/02→		258			
1.9 JTD	77	07/03→	←	☐; 10/05→ 01/10;		24.3541-1770.5	240602 BOS - Halter
1.9 JTD (223AXE1A)	74	10/01→		für Bremsscheibendurchmesser [mm]:			
				258			
			←	☐; 10/05→ 01/10;		24.3541-1829.5	240721 BOS - Halter
				für Bremsscheibendurchmesser [mm]:			
				284			
			←	☐; 10/05→ 01/10;		24.3541-1830.5	240722 BOS - Halter
				für Bremsscheibendurchmesser [mm]:			
				284			
<b>Bremsschlauch</b>							
1.2 (223AXA1A)	48	03/01→	←	→ 09/05	2	24.5112-0475.3	330698 L= 475
1.9 D (223AXB1A)	46	03/01→					
1.3 D Multijet	62	10/05→	←	→ 01/10	2	24.5112-0490.3	330876 L= 490
1.4	57	10/05→					
1.9 D Multijet	88	10/05→					
1.3 JTD	55	05/05→	←	10/05→ 01/10	2	24.5112-0490.3	330876 L= 490
1.3 JTD 16V	51	12/04→05/05	←		2	24.5112-0475.3	330698 L= 475
1.6 16V (223AXD1A)	76	10/01→	←	→ 09/05	2	24.5112-0475.3	330698 L= 475
1.9 JTD	77	07/03→					
1.9 JTD (223AXE1A)	74	10/01→	←	10/05→ 01/10	2	24.5112-0490.3	330876 L= 490
1.6 Natural Power	76	09/02→	←	→ 09/05	2	24.5112-0475.3	330698 L= 475
			←	10/05→ 01/10	2	24.5112-0490.3	330876 L= 490
			←	→ 01/10	2	24.5112-0490.3	330876 L= 490



**FIAT - DOBLO Kasten/Großraumlimousine (223\_) 11/00→**

**Bremssattel**

1.3 D Multijet	55	10/05→01/10	←	; für Bremsscheibendurchmesser [mm]: 258	24.3541-1769.5	240601	BOS - Halter
			←	; für Bremsscheibendurchmesser [mm]: 258	24.3541-1770.5	240602	BOS - Halter
			←	; für Bremsscheibendurchmesser [mm]: 284	24.3541-1829.5	240721	BOS - Halter
			←	; für Bremsscheibendurchmesser [mm]: 284	24.3541-1830.5	240722	BOS - Halter
1.3 JTD 16V Multijet 1.4 1.9 JTD Multijet	62 57 88	08/06→ 10/05→ 12/06→	←	; → 01/10; für Bremsscheibendurchmesser [mm]: 258	24.3541-1769.5	240601	BOS - Halter
			←	; → 01/10; für Bremsscheibendurchmesser [mm]: 258	24.3541-1770.5	240602	BOS - Halter
			←	; → 01/10; für Bremsscheibendurchmesser [mm]: 284	24.3541-1829.5	240721	BOS - Halter
			←	; → 01/10; für Bremsscheibendurchmesser [mm]: 284	24.3541-1830.5	240722	BOS - Halter
1.6 16V (223ZXD1A) 1.6 Natural Power 1.9 JTD 1.9 JTD (223ZXE1A)	76 76 77 74	10/01→ 09/02→ 07/03→ 10/01→	←	; 10/05→ 01/10; für Bremsscheibendurchmesser [mm]: 258	24.3541-1769.5	240601	BOS - Halter
			←	; 10/05→ 01/10; für Bremsscheibendurchmesser [mm]: 258	24.3541-1770.5	240602	BOS - Halter
			←	; 10/05→ 01/10; für Bremsscheibendurchmesser [mm]: 284	24.3541-1829.5	240721	BOS - Halter
			←	; 10/05→ 01/10; für Bremsscheibendurchmesser [mm]: 284	24.3541-1830.5	240722	BOS - Halter

**Bremsschlauch**

1.2 (223ZXA1A)	48	03/01→	←	→ 09/05	2	24.5112-0475.3	330698	L= 475
1.3 JTD 16V	51	05/04→12/06						
1.9 D (223ZXB1A)	46	03/01→						
1.3 D Multijet	55	10/05→01/10	←		2	24.5112-0490.3	330876	L= 490
1.3 JTD 16V Multijet	62	08/06→	←	→ 01/10	2	24.5112-0490.3	330876	L= 490
1.4	57	10/05→						
1.9 JTD Multijet	88	12/06→						
1.6 16V (223ZXD1A)	76	10/01→	←	→ 09/05	2	24.5112-0475.3	330698	L= 475
1.6 Natural Power	76	09/02→						
1.9 JTD	77	07/03→	←	10/05→ 01/10	2	24.5112-0490.3	330876	L= 490
1.9 JTD (223ZXE1A)	74	10/01→						

**FIAT - DOBLO Kombi (263\_) 11/09→**

**Bremssattel**

1.3 D Multijet (263AXC1A)	66	02/10→	←	; für Bremsscheibendurchmesser [mm]: 284	24.3541-1829.5	240721	BOS - Halter
			←	; für Bremsscheibendurchmesser [mm]: 284	24.3541-1830.5	240722	BOS - Halter
1.3 D Multijet (263AXU1A)	70	03/16→					
1.4 (263AXA1A)	70	02/10→	←	; für Bremsscheibendurchmesser [mm]: 284	24.3541-1830.5	240722	BOS - Halter
1.4 (263AXG1B, 263AXG1A)	88	10/11→					
1.4 Natural Power (263AXG1B)	88	02/10→	←	; für Bremsscheibendurchmesser [mm]: 305	24.3571-9953.5	241062	ATE - Halter
1.6 D Multijet (263AXD1B)	77	01/10→					
1.6 D Multijet (263AXE1B)	74	03/16→	←	; für Bremsscheibendurchmesser [mm]: 305	24.3571-9954.5	241063	ATE - Halter
1.6 D Multijet (263AXH1A, 263AXL11, 263AXH1B)	66	02/10→					
1.6 D Multijet (263AXN1B)	88	03/15→					
1.6 D Multijet (263AXP1B)	70	03/15→					
2.0 D Multijet (263AXF1B)	99	01/10→					

**FIAT - DOBLO Kombi (263\_) 11/09→**

**Feder, Bremssattel**

1.3 D Multijet (263AXC1A)	66	02/10→	←	für Bremsscheibendurchmesser [mm]: 305	2	11.8116-0237.1	390509	ATE
1.3 D Multijet (263AXU1A)	70	03/16→						
1.4 (263AXA1A)	70	02/10→						
1.4 (263AXG1B, 263AXG1A)	88	10/11→						
1.4 Natural Power (263AXG1B)	88	02/10→						
1.6 D Multijet (263AXD1B)	77	01/10→						
1.6 D Multijet (263AXE1B)	74	03/16→						
1.6 D Multijet (263AXH1A, 263AXL11, 263AXH1B)	66	02/10→						
1.6 D Multijet (263AXN1B)	88	03/15→						
1.6 D Multijet (263AXP1B)	70	03/15→						
2.0 D Multijet (263AXF1B)	99	01/10→						

**Führungsbolzen, Bremssattel**

1.3 D Multijet (263AXC1A)	66	02/10→		für Bremsscheibendurchmesser [mm]: 305	2	11.8171-0008.1	990049	ATE
1.3 D Multijet (263AXU1A)	70	03/16→						
1.4 (263AXA1A)	70	02/10→						
1.4 (263AXG1B, 263AXG1A)	88	10/11→						
1.4 Natural Power (263AXG1B)	88	02/10→						
1.6 D Multijet (263AXD1B)	77	01/10→						
1.6 D Multijet (263AXE1B)	74	03/16→						
1.6 D Multijet (263AXH1A, 263AXL11, 263AXH1B)	66	02/10→						
1.6 D Multijet (263AXN1B)	88	03/15→						
1.6 D Multijet (263AXP1B)	70	03/15→						
2.0 D Multijet (263AXF1B)	99	01/10→						

**Bremsschlauch**

1.3 D Multijet (263AXC1A)	66	02/10→	←		2	24.5112-0406.3	331496	L= 405
1.3 D Multijet (263AXU1A)	70	03/16→	→		2	24.5204-0200.3	331499	L= 200
1.4 (263AXA1A)	70	02/10→						
1.4 (263AXG1B, 263AXG1A)	88	10/11→						
1.4 Natural Power (263AXG1B)	88	02/10→						
1.6 D Multijet (263AXD1B)	77	01/10→						
1.6 D Multijet (263AXE1B)	74	03/16→						
1.6 D Multijet (263AXH1A, 263AXL11, 263AXH1B)	66	02/10→						
1.6 D Multijet (263AXN1B)	88	03/15→						
1.6 D Multijet (263AXP1B)	70	03/15→						
2.0 D Multijet (263AXF1B)	99	01/10→						

**FIAT - DOBLO Pritsche/Fahrgestell (263\_) 02/10→**

**Bremssattel**

1.3 D Multijet	55	11/13→	←			24.3541-1829.5	240721	BOS - Halter
1.3 D Multijet	66	02/10→		☐; für Bremsscheibendurchmesser [mm]: 284				
1.3 D Multijet (263.HXT1A, 263.YXT1A)	59	03/16→						
1.3 D Multijet (263.HXU1A, 263.YXU1A)	70	03/16→	←	☐; für Bremsscheibendurchmesser [mm]: 284		24.3541-1830.5	240722	BOS - Halter
1.4	70	04/10→						

**FIAT - DOBLO Pritsche/Fahrgestell (263\_) 02/10→**

**Bremssattel**

1.4	88	10/11→	←	☐; für Bremsscheibendurchmesser [mm]: 305		24.3571-9953.5	241062	ATE - Halter
1.4 Natural Power	88	06/10→						
1.6 D Multijet	66	02/10→						
1.6 D Multijet	74	02/11→						
1.6 D Multijet	77	02/10→	←	☐; für Bremsscheibendurchmesser [mm]: 305		24.3571-9954.5	241063	ATE - Halter
1.6 D Multijet (263.HXN1B, 263.YXN1B)	88	02/16→						
2.0 D Multijet	99	02/10→						

**Feder, Bremssattel**

1.3 D Multijet	55	11/13→	←	für Bremsscheibendurchmesser [mm]: 305	2	11.8116-0237.1	390509	ATE
1.3 D Multijet	66	02/10→						
1.3 D Multijet (263.HXT1A, 263.YXT1A)	59	03/16→						
1.3 D Multijet (263.HXU1A, 263.YXU1A)	70	03/16→						
1.4	70	04/10→						
1.4	88	10/11→						
1.4 Natural Power	88	06/10→						
1.6 D Multijet	66	02/10→						
1.6 D Multijet	74	02/11→						
1.6 D Multijet	77	02/10→						
1.6 D Multijet (263.HXN1B, 263.YXN1B)	88	02/16→						
2.0 D Multijet	99	02/10→						

**Führungsbolzen, Bremssattel**

1.3 D Multijet	55	11/13→		für Bremsscheibendurchmesser [mm]: 305	2	11.8171-0008.1	990049	ATE
1.3 D Multijet	66	02/10→						
1.3 D Multijet (263.HXT1A, 263.YXT1A)	59	03/16→						
1.3 D Multijet (263.HXU1A, 263.YXU1A)	70	03/16→						
1.4	70	04/10→						
1.4	88	10/11→						
1.4 Natural Power	88	06/10→						
1.6 D Multijet	66	02/10→						
1.6 D Multijet	74	02/11→						
1.6 D Multijet	77	02/10→						
1.6 D Multijet (263.HXN1B, 263.YXN1B)	88	02/16→						
2.0 D Multijet	99	02/10→						









**Bremsschlauch**

1.3 D Multijet	55	11/13→	←		2	24.5112-0406.3	331496	L= 405
1.3 D Multijet	66	02/10→						
1.3 D Multijet (263.HXT1A, 263.YXT1A)	59	03/16→	→		2	24.5204-0200.3	331499	L= 200
1.3 D Multijet (263.HXU1A, 263.YXU1A)	70	03/16→						
1.4	70	04/10→						
1.4	88	10/11→						
1.4 Natural Power	88	06/10→						
1.6 D Multijet	66	02/10→						
1.6 D Multijet	74	02/11→						
1.6 D Multijet	77	02/10→						
1.6 D Multijet (263.HXN1B, 263.YXN1B)	88	02/16→						
2.0 D Multijet	99	02/10→						

**FIAT - DUCATO Bus (230\_) 03/94→05/05**

**Bremssattel**

1.9 D	50	04/98→04/02	←	☐; → 10/01; Nutzlast [kg]: 1.000; - ABS		24.3481-1719.5	240155	TRW - Halter
1.9 D Combinato	51	06/95→04/02						
1.9 TD	66	04/98→04/02	←	☐; → 10/01; Nutzlast [kg]: 1.000; - ABS		24.3481-1720.5	240156	TRW - Halter
1.9 TD Combinato	59	08/94→04/02	←	☐; 11/01→ 03/02; Nutzlast [kg]: 1.000; + ABS		24.3481-1795.5	240768	- Halter
1.9 TD Panorama/Combinato	60	03/94→04/02	←	☐; 11/01→ 03/02; Nutzlast [kg]: 1.000; + ABS		24.3481-1796.5	240769	- Halter
			→	☐; 11/01→ 03/02; Nutzlast [kg]: 1.000		24.3461-1701.5	240449	- Halter
↓								

	kw			 	! #		
<b>FIAT - DUCATO Bus (230_) 03/94→05/05</b>							
 <b>Bremssattel</b>							
1.9 D 1.9 D Combinato 1.9 TD 1.9 TD Combinato 1.9 TD Panorama/ Combinato	50 51 66 59 60	04/98→04/02 06/95→04/02 04/98→04/02 08/94→04/02 03/94→04/02	➡	☐; 11/01→ 03/02; Nutzlast [kg]: 1.000		24.3461-1702.5 240450	- Halter
2.0 4x4	80	11/94→11/01	⬅	☐; → 10/01; Nutzlast ab [kg] 1.000 Nutzlast bis [kg] 1.400; - ABS		24.3481-1719.5 240155	TRW - Halter
			⬅	☐; → 10/01; Nutzlast ab [kg] 1.000 Nutzlast bis [kg] 1.400; - ABS		24.3481-1720.5 240156	TRW - Halter
			⬅	☐; 11/01→; Nutzlast ab [kg] 1.000 Nutzlast bis [kg] 1.400; + ABS		24.3481-1795.5 240768	- Halter
			⬅	☐; 11/01→; Nutzlast ab [kg] 1.000 Nutzlast bis [kg] 1.400; + ABS		24.3481-1796.5 240769	- Halter
			⬅	☐; 11/01→; Nutzlast [kg]: 1.800; + ABS		24.3521-1715.5 240770	- Halter
			⬅	☐; 11/01→; Nutzlast [kg]: 1.800; + ABS		24.3521-1716.5 240771	- Halter
			➡	☐; 11/01→; Nutzlast ab [kg] 1.000 Nutzlast bis [kg] 1.800		24.3461-1701.5 240449	- Halter
			➡	☐; 11/01→; Nutzlast ab [kg] 1.000 Nutzlast bis [kg] 1.800		24.3461-1702.5 240450	- Halter
2.0 JTD	62	10/01→04/02	⬅	☐; → 03/02; Nutzlast [kg]: 1.400; + ABS		24.3481-1795.5 240768	- Halter
			⬅	☐; → 03/02; Nutzlast [kg]: 1.400; + ABS		24.3481-1796.5 240769	- Halter
			⬅	☐; → 03/02; Nutzlast [kg]: 1.800; + ABS		24.3521-1715.5 240770	- Halter
			⬅	☐; → 03/02; Nutzlast [kg]: 1.800; + ABS		24.3521-1716.5 240771	- Halter
			➡	☐; → 03/02; Nutzlast ab [kg] 1.400 Nutzlast bis [kg] 1.800		24.3461-1701.5 240449	- Halter
			➡	☐; → 03/02; Nutzlast ab [kg] 1.400 Nutzlast bis [kg] 1.800		24.3461-1702.5 240450	- Halter
2.0 Panorama/Combinato	80	03/94→04/02	⬅	☐; → 10/01; Nutzlast ab [kg] 1.000 Nutzlast bis [kg] 1.400; - ABS		24.3481-1719.5 240155	TRW - Halter
			⬅	☐; → 10/01; Nutzlast ab [kg] 1.000 Nutzlast bis [kg] 1.400; - ABS		24.3481-1720.5 240156	TRW - Halter
			⬅	☐; 11/01→ 03/02; Nutzlast ab [kg] 1.000 Nutzlast bis [kg] 1.400; + ABS		24.3481-1795.5 240768	- Halter
			⬅	☐; 11/01→ 03/02; Nutzlast ab [kg] 1.000 Nutzlast bis [kg] 1.400; + ABS		24.3481-1796.5 240769	- Halter
			⬅	☐; 11/01→ 03/02; Nutzlast [kg]: 1.800; + ABS		24.3521-1715.5 240770	- Halter
			⬅	☐; 11/01→ 03/02; Nutzlast [kg]: 1.800; + ABS		24.3521-1716.5 240771	- Halter
			➡	☐; 11/01→ 03/02; Nutzlast ab [kg] 1.000 Nutzlast bis [kg] 1.800		24.3461-1701.5 240449	- Halter
			➡	☐; 11/01→ 03/02; Nutzlast ab [kg] 1.000 Nutzlast bis [kg] 1.800		24.3461-1702.5 240450	- Halter
2.5 D Combinato 2.8 D	62 64	08/94→04/02 02/98→04/02	⬅	☐; → 10/01; Nutzlast [kg]: 1.400; - ABS		24.3481-1719.5 240155	TRW - Halter
			⬅	☐; → 10/01; Nutzlast [kg]: 1.400; - ABS		24.3481-1720.5 240156	TRW - Halter
			⬅	☐; 11/01→ 03/02; Nutzlast [kg]: 1.400; + ABS		24.3481-1795.5 240768	- Halter
			⬅	☐; 11/01→ 03/02; Nutzlast [kg]: 1.400; + ABS		24.3481-1796.5 240769	- Halter
			⬅	☐; 11/01→ 03/02; Nutzlast [kg]: 1.800; + ABS		24.3521-1715.5 240770	- Halter
			⬅	☐; 11/01→ 03/02; Nutzlast [kg]: 1.800; + ABS		24.3521-1716.5 240771	- Halter
			➡	☐; 11/01→ 03/02; Nutzlast ab [kg] 1.400 Nutzlast bis [kg] 1.800		24.3461-1701.5 240449	- Halter
			➡	☐; 11/01→ 03/02; Nutzlast ab [kg] 1.400 Nutzlast bis [kg] 1.800		24.3461-1702.5 240450	- Halter
2.5 TDI 4x4	85	04/97→04/02	⬅	☐; → 10/01; Nutzlast [kg]: 1.400; - ABS		24.3481-1711.5 240129	TRW - Halter
			⬅	☐; → 10/01; Nutzlast [kg]: 1.400; - ABS		24.3481-1712.5 240130	TRW - Halter
			⬅	☐; 11/01→ 03/02; Nutzlast [kg]: 1.400; + ABS		24.3481-1795.5 240768	- Halter
			⬅	☐; 11/01→ 03/02; Nutzlast [kg]: 1.400; + ABS		24.3481-1796.5 240769	- Halter
			➡	☐; 11/01→ 03/02; Nutzlast ab [kg] 1.400 Nutzlast bis [kg] 1.800		24.3461-1701.5 240449	- Halter
			➡	☐; 11/01→ 03/02; Nutzlast ab [kg] 1.400 Nutzlast bis [kg] 1.800		24.3461-1702.5 240450	- Halter
↓							

**FIAT - DUCATO Bus (230\_) 03/94→05/05**

**Bremssattel**










2.5 TDI Panorama/ Combinato	80	07/94→04/02	←	☐; → 10/01; Nutzlast [kg]: 1.400; - ABS	24.3481-1711.5	240129	TRW - Halter
2.5 TDI Panorama/ Combinato	85	03/94→04/02	←	☐; → 10/01; Nutzlast [kg]: 1.400; - ABS	24.3481-1712.5	240130	TRW - Halter
2.8 JTD	94	11/00→04/02	←	☐; 11/01→ 03/02; Nutzlast [kg]: 1.400; + ABS	24.3481-1795.5	240768	- Halter
2.8 JTD 4x4	94	11/00→04/02	←	☐; 11/01→ 03/02; Nutzlast [kg]: 1.400; + ABS	24.3481-1796.5	240769	- Halter
2.8 TDI	90	10/97→04/02	←	☐; 11/01→ 03/02; Nutzlast [kg]: 1.400; + ABS	24.3521-1715.5	240770	- Halter
2.8 TDI 4x4	90	07/99→04/02	←	☐; 11/01→ 03/02; Nutzlast [kg]: 1.800; + ABS	24.3521-1716.5	240771	- Halter
			→	☐; 11/01→ 03/02; Nutzlast ab [kg] 1.400 Nutzlast bis [kg] 1.800	24.3461-1701.5	240449	- Halter
			→	☐; 11/01→ 03/02; Nutzlast ab [kg] 1.400 Nutzlast bis [kg] 1.800	24.3461-1702.5	240450	- Halter

**Zubehörsatz, Bremssattel**

1.9 D	50	04/98→04/02	←	→ 10/01; Nutzlast [kg]: 1.000; + ABS	24.0101-4804.2	260050	TRW
1.9 D Combinato	51	06/95→04/02	←				
1.9 TD	66	04/98→04/02	←				
1.9 TD Combinato	59	08/94→04/02	←				
1.9 TD Panorama/ Combinato	60	03/94→04/02	←				
2.0 4x4	80	11/94→11/01	←	→ 10/01; Nutzlast ab [kg] 1.000 Nutzlast bis [kg] 1.400; + ABS	24.0101-4804.2	260050	TRW
2.0 Panorama/Combi- nato	80	03/94→04/02	←				
2.5 D Combinato	62	08/94→04/02	←	→ 10/01; Nutzlast [kg]: 1.400; + ABS	24.0101-4804.2	260050	TRW
2.8 D	64	02/98→04/02	←				

**Bremsschlauch**










1.9 D	50	04/98→04/02	←	02/00→ 10/01; Nutzlast [kg]: 1.000	2	24.5112-0461.3	330616	L= 460
1.9 D Combinato	51	06/95→04/02	←			24.5112-0466.3	330579	L= 462
1.9 TD	66	04/98→04/02	←					
1.9 TD Combinato	59	08/94→04/02	←	→ 01/00; Nutzlast [kg]: 1.000	2	24.5112-0465.3	330526	L= 465
1.9 TD Panorama/ Combinato	60	03/94→04/02	←			24.5112-0466.3	330579	L= 462
			←	11/01→ 03/02; Nutzlast [kg]: 1.000	2	24.5112-0470.3	331460	L= 470
			←			24.5112-0477.3	331299	L= 477
			→	☐; → 10/01; Nutzlast [kg]: 1.000	1	24.5112-0340.3	330511	L= 340
			→	☐; 11/01→ 03/02; Nutzlast [kg]: 1.000	1	83.6401-0159.3	330746	L= 160
2.0 4x4	80	11/94→11/01	←	02/00→ 10/01; Nutzlast ab [kg] 1.000 Nutzlast bis [kg] 1.800	2	24.5112-0461.3	330616	L= 460
			←			24.5112-0466.3	330579	L= 462
			←	→ 01/00; Nutzlast ab [kg] 1.000 Nutzlast bis [kg] 1.800	2	24.5112-0465.3	330526	L= 465
			←			24.5112-0466.3	330579	L= 462
			←	11/01→; Nutzlast ab [kg] 1.000 Nutzlast bis [kg] 1.800	2	24.5112-0470.3	331460	L= 470
			←			24.5112-0477.3	331299	L= 477
			→	☐; → 10/01; Nutzlast ab [kg] 1.000 Nutz- last bis [kg] 1.800	1	24.5112-0340.3	330511	L= 340
			→	☐; 11/01→; Nutzlast ab [kg] 1.000 Nutz- last bis [kg] 1.800	1	83.6401-0159.3	330746	L= 160
2.0 JTD	62	10/01→04/02	←	→ 03/02; Nutzlast ab [kg] 1.400 Nutzlast bis [kg] 1.800	2	24.5112-0470.3	331460	L= 470
			←			24.5112-0477.3	331299	L= 477
			→	☐; → 03/02; Nutzlast ab [kg] 1.400 Nutz- last bis [kg] 1.800	1	83.6401-0159.3	330746	L= 160
2.0 Panorama/Combi- nato	80	03/94→04/02	←	02/00→ 10/01; Nutzlast ab [kg] 1.000 Nutzlast bis [kg] 1.800	2	24.5112-0461.3	330616	L= 460
			←			24.5112-0466.3	330579	L= 462
			←	→ 01/00; Nutzlast ab [kg] 1.000 Nutzlast bis [kg] 1.800	2	24.5112-0465.3	330526	L= 465
			←			24.5112-0466.3	330579	L= 462
			←	11/01→ 03/02; Nutzlast ab [kg] 1.000 Nutzlast bis [kg] 1.800	2	24.5112-0470.3	331460	L= 470
			←			24.5112-0477.3	331299	L= 477
			→	☐; → 10/01; Nutzlast ab [kg] 1.000 Nutz- last bis [kg] 1.800	1	24.5112-0340.3	330511	L= 340
			→	☐; 11/01→ 03/02; Nutzlast ab [kg] 1.000 Nutzlast bis [kg] 1.800	1	83.6401-0159.3	330746	L= 160
2.5 D Combinato	62	08/94→04/02	←	02/00→ 10/01; Nutzlast ab [kg] 1.400 Nutzlast bis [kg] 1.800	2	24.5112-0461.3	330616	L= 460
2.5 TDI 4x4	85	04/97→04/02	←			24.5112-0466.3	330579	L= 462
2.5 TDI Panorama/ Combinato	80	07/94→04/02	←					
2.5 TDI Panorama/ Combinato	85	03/94→04/02	←	→ 01/00; Nutzlast ab [kg] 1.400 Nutzlast bis [kg] 1.800	2	24.5112-0465.3	330526	L= 465
			←			24.5112-0466.3	330579	L= 462
2.8 D	64	02/98→04/02	←	11/01→ 03/02; Nutzlast ab [kg] 1.400 Nutzlast bis [kg] 1.800	2	24.5112-0470.3	331460	L= 470
2.8 TDI	90	10/97→04/02	←			24.5112-0477.3	331299	L= 477

	kw			 	! #		
<b>FIAT - DUCATO Bus (230_) 03/94→05/05</b>							
 <b>Bremsschlauch</b>							
2.8 TDI 4x4	90	07/99→04/02	➡	☐; → 10/01; Nutzlast ab [kg] 1.400 Nutzlast bis [kg] 1.800	1	24.5112-0340.3 330511	L= 340
			➡	☐; 11/01→ 03/02; Nutzlast ab [kg] 1.400 Nutzlast bis [kg] 1.800	1	83.6401-0159.3 330746	L= 160
2.8 JTD 2.8 JTD 4x4	94 94	11/00→04/02 11/00→04/02	←	→ 10/01; Nutzlast ab [kg] 1.400 Nutzlast bis [kg] 1.800	2	24.5112-0461.3 330616	L= 460
			←	11/01→ 03/02; Nutzlast ab [kg] 1.400 Nutzlast bis [kg] 1.800	2	24.5112-0466.3 330579	L= 462
			←	11/01→ 03/02; Nutzlast ab [kg] 1.400 Nutzlast bis [kg] 1.800	2	24.5112-0470.3 331460	L= 470
			←	11/01→ 03/02; Nutzlast ab [kg] 1.400 Nutzlast bis [kg] 1.800	2	24.5112-0477.3 331299	L= 477
			➡	☐; → 10/01; Nutzlast ab [kg] 1.400 Nutzlast bis [kg] 1.800	1	24.5112-0340.3 330511	L= 340
			➡	☐; 11/01→ 03/02; Nutzlast ab [kg] 1.400 Nutzlast bis [kg] 1.800	1	83.6401-0159.3 330746	L= 160
<b>FIAT - DUCATO Bus (244_) 04/02→</b>							
 <b>Bremssattel</b>							
2.0 2.0 Bipower 2.0 JTD 2.3 JTD 2.8 JTD 4x4	81 81 62 81 94	04/02→ 11/02→ 04/02→ 04/02→ 07/02→	←	☐; → 07/06; Nutzlast ab [kg] 1.100 Nutzlast bis [kg] 1.500; + ABS; 1-/2-Kreisbremssystem: 1		24.3481-1795.5 240768	- Halter
			←	☐; → 07/06; Nutzlast ab [kg] 1.100 Nutzlast bis [kg] 1.500; + ABS; 1-/2-Kreisbremssystem: 1		24.3481-1796.5 240769	- Halter
			←	☐; → 07/06; Nutzlast [kg]: 1.800; + ABS; 1-/2-Kreisbremssystem: 1		24.3521-1715.5 240770	- Halter
			←	☐; → 07/06; Nutzlast [kg]: 1.800; + ABS; 1-/2-Kreisbremssystem: 1		24.3521-1716.5 240771	- Halter
			➡	☐; → 07/06; Nutzlast ab [kg] 1.100 Nutzlast bis [kg] 1.800		24.3461-1701.5 240449	- Halter
			➡	☐; → 07/06; Nutzlast ab [kg] 1.100 Nutzlast bis [kg] 1.800		24.3461-1702.5 240450	- Halter
						←	☐; Nutzlast ab [kg] 1.100 Nutzlast bis [kg] 1.500; + ABS; 1-/2-Kreisbremssystem: 1
			←	☐; Nutzlast ab [kg] 1.100 Nutzlast bis [kg] 1.500; + ABS; 1-/2-Kreisbremssystem: 1		24.3481-1796.5 240769	- Halter
			←	☐; Nutzlast [kg]: 1.800; + ABS; 1-Kreis-Bremse		24.3521-1715.5 240770	- Halter
			←	☐; Nutzlast [kg]: 1.800; + ABS; 1 Kreis-Bremse		24.3521-1716.5 240771	- Halter
			➡	☐; Nutzlast ab [kg] 1.100 Nutzlast bis [kg] 1.800		24.3461-1701.5 240449	- Halter
			➡	☐; Nutzlast ab [kg] 1.100 Nutzlast bis [kg] 1.800		24.3461-1702.5 240450	- Halter
2.8 JTD	94	04/02→	←	☐; → 07/06; Nutzlast ab [kg] 1.100 Nutzlast bis [kg] 1.500; + ABS; 1-/2-Kreisbremssystem: 1		24.3481-1795.5 240768	- Halter
			←	☐; → 07/06; Nutzlast ab [kg] 1.100 Nutzlast bis [kg] 1.500; + ABS; 1-/2-Kreisbremssystem: 1		24.3481-1796.5 240769	- Halter
			←	☐; → 07/06; Nutzlast [kg]: 1.800; + ABS; 1-Kreis-Bremse		24.3521-1715.5 240770	- Halter
			←	☐; → 07/06; Nutzlast [kg]: 1.800; + ABS; 1-/2-Kreisbremssystem: 1		24.3521-1716.5 240771	- Halter
			➡	☐; → 07/06; Nutzlast ab [kg] 1.100 Nutzlast bis [kg] 1.800		24.3461-1701.5 240449	- Halter
			➡	☐; → 07/06; Nutzlast ab [kg] 1.100 Nutzlast bis [kg] 1.800		24.3461-1702.5 240450	- Halter
2.8 JTD	107	04/04→07/06	←	☐; Nutzlast ab [kg] 1.100 Nutzlast bis [kg] 1.500; + ABS; 1-/2-Kreisbremssystem: 1		24.3481-1795.5 240768	- Halter
			←	☐; Nutzlast ab [kg] 1.100 Nutzlast bis [kg] 1.500; + ABS; 1-/2-Kreisbremssystem: 1		24.3481-1796.5 240769	- Halter
			←	☐; Nutzlast [kg]: 1.800; + ABS; 1-Kreis-Bremse		24.3521-1715.5 240770	- Halter
			←	☐; Nutzlast [kg]: 1.800; + ABS; 1-/2-Kreisbremssystem: 1		24.3521-1716.5 240771	- Halter
			➡	☐; Nutzlast ab [kg] 1.100 Nutzlast bis [kg] 1.800		24.3461-1701.5 240449	- Halter
			➡	☐; Nutzlast ab [kg] 1.100 Nutzlast bis [kg] 1.800		24.3461-1702.5 240450	- Halter

↓

































	kw			 	! #		
<b>FIAT - DUCATO Bus (244_) 04/02→</b>							
 <b>Bremsschlauch</b>							
2.0	81	04/02→	←	→ 07/06; Nutzlast ab [kg] 1.100 Nutzlast bis [kg] 1.800	2	<b>24.5112-0470.3 331460</b>	L= 470
2.0 Bipower	81	11/02→				<b>24.5112-0477.3 331299</b>	L= 477
2.0 JTD	62	04/02→					
2.3 JTD	81	04/02→	→	→ 07/06; Nutzlast ab [kg] 1.100 Nutzlast bis [kg] 1.800	2	<b>83.6401-0159.3 330746</b>	L= 160
2.8 JTD	94	04/02→					
2.8 JTD 4x4	94	07/02→					
2.0 4x4	81	05/02→07/06	←	Nutzlast ab [kg] 1.100 Nutzlast bis [kg] 1.800	2	<b>24.5112-0470.3 331460</b>	L= 470
2.8 JTD	107	04/04→07/06				<b>24.5112-0477.3 331299</b>	L= 477
			→	Nutzlast ab [kg] 1.100 Nutzlast bis [kg] 1.800	2	<b>83.6401-0159.3 330746</b>	L= 160
<b>FIAT - DUCATO Bus (250_, 290_) 07/06→</b>							
 <b>Bremssattel</b>							
100 Multijet 2,2 D	74	07/06→05/11	←	☐; Nutzlast leicht 17Q; → 02/11; Baumuster: 35; Nutzlast [kg]: 1.700; nicht für erhöhte Nutzlast		<b>24.3521-1711.5 240755</b>	BRE - Halter
120 Multijet 2,3 D	88	07/06→					
140 Multijet 3,0 D	103	07/06→07/14					
160 Multijet 3,0 D	115	10/06→	←	☐; 03/11→; Nutzlast leicht 17Q; Baumuster: 35; Nutzlast [kg]: 1.700; nicht für erhöhte Nutzlast		<b>24.3521-1711.5 240755</b>	BRE - Halter
160 Multijet 3,0 D	116	07/06→	←	☐; Nutzlast leicht 17Q; → 02/11; Baumuster: 35; Nutzlast [kg]: 1.700; nicht für erhöhte Nutzlast		<b>24.3521-1712.5 240756</b>	BRE - Halter
			←	☐; Nutzlast schwer 17Q; Baumuster: 35; Nutzlast [kg]: 1.700; für erhöhte Nutzlast		<b>24.3521-1713.5 240762</b>	- Halter
			←	☐; Nutzlast schwer 17Q; Baumuster: 35; Nutzlast [kg]: 1.700; für erhöhte Nutzlast		<b>24.3521-1714.5 240763</b>	- Halter
			→	☐; Nutzlast 11Q/15Q/17Q; Nutzlast ab [kg] 1.100 Nutzlast bis [kg] 1.700; Baumuster: 30/33/35		<b>24.3481-1811.5 240758</b>	BOS - Halter
			→	☐; Nutzlast 11Q/15Q/17Q; Nutzlast ab [kg] 1.100 Nutzlast bis [kg] 1.700; Baumuster: 30/33/35		<b>24.3481-1812.5 240759</b>	BOS - Halter
110 Multijet 2,3 D	83	10/11→	←	☐; Nutzlast leicht 17Q; Nutzlast [kg]: 1.700; nicht für erhöhte Nutzlast		<b>24.3521-1711.5 240755</b>	BRE - Halter
115 Multijet 2,0 D	85	06/11→					
180 Multijet 3,0 D	130	06/11→	←	☐; Nutzlast schwer 17Q; Baumuster: 35; Nutzlast [kg]: 1.700; für erhöhte Nutzlast		<b>24.3521-1713.5 240762</b>	- Halter
			←	☐; Nutzlast schwer 17Q; Baumuster: 35; Nutzlast [kg]: 1.700; für erhöhte Nutzlast		<b>24.3521-1714.5 240763</b>	- Halter
			→	☐; Nutzlast 11Q/15Q/17Q; Nutzlast ab [kg] 1.100 Nutzlast bis [kg] 1.700; Baumuster: 30/33/35		<b>24.3481-1811.5 240758</b>	BOS - Halter
			→	☐; Nutzlast 11Q/15Q/17Q; Nutzlast ab [kg] 1.100 Nutzlast bis [kg] 1.700; Baumuster: 30/33/35		<b>24.3481-1812.5 240759</b>	BOS - Halter
130 Multijet 2,3 D	96	06/11→	←	☐; Nutzlast leicht 17Q; Nutzlast [kg]: 1.700; Baumuster: 35; nicht für erhöhte Nutzlast		<b>24.3521-1711.5 240755</b>	BRE - Halter
130 Multijet 2,3 D 4x4	96	06/11→					
140 Multijet 2,3 D	103	05/19→					
150 Multijet 2,3 D	109	06/11→	←	☐; Nutzlast schwer 17Q; Baumuster: 35; Nutzlast [kg]: 1.700; für erhöhte Nutzlast		<b>24.3521-1713.5 240762</b>	- Halter
160 Multijet 2,3 D	118	05/19→	←	☐; Nutzlast schwer 17Q; Baumuster: 35; Nutzlast [kg]: 1.700; für erhöhte Nutzlast		<b>24.3521-1714.5 240763</b>	- Halter
180 Multijet 2,3 D	130	05/19→	→	☐; Nutzlast 11Q/15Q/17Q; Nutzlast ab [kg] 1.100 Nutzlast bis [kg] 1.700; Baumuster: 30/33/35		<b>24.3481-1811.5 240758</b>	BOS - Halter
			→	☐; Nutzlast 11Q/15Q/17Q; Nutzlast ab [kg] 1.100 Nutzlast bis [kg] 1.700; Baumuster: 30/33/35		<b>24.3481-1812.5 240759</b>	BOS - Halter
140 Natural Power	100	04/09→	←	☐; Nutzlast leicht 17Q; → 02/11; Baumuster: 35; Nutzlast [kg]: 1.700; nicht für erhöhte Nutzlast		<b>24.3521-1711.5 240755</b>	BRE - Halter
			←	☐; 03/11→; Nutzlast leicht 17Q; Baumuster: 35; Nutzlast [kg]: 1.700; nicht für erhöhte Nutzlast		<b>24.3521-1711.5 240755</b>	BRE - Halter
			←	☐; Nutzlast leicht 17Q; → 02/11; Baumuster: 35; Nutzlast [kg]: 1.700; nicht für erhöhte Nutzlast		<b>24.3521-1712.5 240756</b>	BRE - Halter
			←	☐; Nutzlast schwer 17Q; Nutzlast [kg]: 1.700; für erhöhte Nutzlast		<b>24.3521-1713.5 240762</b>	- Halter
			←	☐; Nutzlast schwer 17Q; Nutzlast [kg]: 1.700; für erhöhte Nutzlast		<b>24.3521-1714.5 240763</b>	- Halter
			→	☐; Nutzlast 11Q/15Q/17Q; Nutzlast ab [kg] 1.100 Nutzlast bis [kg] 1.700; Baumuster: 30/33/35		<b>24.3481-1811.5 240758</b>	BOS - Halter





	kW			 	! #		
<b>FIAT - DUCATO Bus (250_, 290_) 07/06→</b>							
 <b>Bremssattel</b>							
140 Natural Power	100	04/09→	➡	☐; Nutzlast 11Q/15Q/17Q; Nutzlast ab [kg] 1.100 Nutzlast bis [kg] 1.700; Baumuster: 30/33/35		24.3481-1812.5 240759	BOS - Halter
150 Multijet 2,3 D 150 Multijet 2,3 D 4x4	110	04/15→	←	☐; 12/15→; Nutzlast [kg]: 1.700; Nutzlast leicht 17Q; nicht für erhöhte Nutzlast; Baumuster: 35		24.3521-1711.5 240755	BRE - Halter
	110	04/15→	←	☐; 12/15→; Nutzlast schwer 17Q; Baumuster: 35; Nutzlast [kg]: 1.700; für erhöhte Nutzlast		24.3521-1713.5 240762	- Halter
			←	☐; 12/15→; Nutzlast schwer 17Q; Baumuster: 35; Nutzlast [kg]: 1.700; für erhöhte Nutzlast		24.3521-1714.5 240763	- Halter
			➡	☐; 12/15→; Nutzlast 11Q/15Q/17Q; Nutzlast ab [kg] 1.100 Nutzlast bis [kg] 1.700; Baumuster: 30/33/35		24.3481-1811.5 240758	BOS - Halter
			➡	☐; 12/15→; Nutzlast 11Q/15Q/17Q; Nutzlast ab [kg] 1.100 Nutzlast bis [kg] 1.700; Baumuster: 30/33/35		24.3481-1812.5 240759	BOS - Halter
150 Multijet 3,0 D	107	04/10→	←	☐; 03/11→; Nutzlast leicht 17Q; Nutzlast [kg]: 1.700; nicht für erhöhte Nutzlast		24.3521-1711.5 240755	BRE - Halter
		04/10→	←	☐; Nutzlast leicht 17Q; → 02/11; Baumuster: 35; Nutzlast [kg]: 1.700; nicht für erhöhte Nutzlast		24.3521-1711.5 240755	BRE - Halter
			←	☐; Nutzlast leicht 17Q; → 02/11; Baumuster: 35; Nutzlast [kg]: 1.700; nicht für erhöhte Nutzlast		24.3521-1712.5 240756	BRE - Halter
			←	☐; Nutzlast schwer 17Q; Baumuster: 35; Nutzlast [kg]: 1.700; für erhöhte Nutzlast		24.3521-1713.5 240762	- Halter
			←	☐; Nutzlast schwer 17Q; Baumuster: 35; Nutzlast [kg]: 1.700; für erhöhte Nutzlast		24.3521-1714.5 240763	- Halter
			➡	☐; Nutzlast 11Q/15Q/17Q; Nutzlast ab [kg] 1.100 Nutzlast bis [kg] 1.700; Baumuster: 30/33/35		24.3481-1811.5 240758	BOS - Halter
			➡	☐; Nutzlast 11Q/15Q/17Q; Nutzlast ab [kg] 1.100 Nutzlast bis [kg] 1.700; Baumuster: 30/33/35		24.3481-1812.5 240759	BOS - Halter
 <b>Bremsschlauch</b>							
100 Multijet 2,2 D	74	07/06→05/11	←		2	24.5112-0492.3 331217	L= 492
110 Multijet 2,3 D	83	10/11→					
115 Multijet 2,0 D	85	06/11→	➡	kurzer Radstand	2	24.5112-0417.3 331298	L= 417
120 Multijet 2,3 D	88	07/06→	➡	langer Radstand	2	83.7101-9489.3 330906	L= 488,5
130 Multijet 2,3 D	96	06/11→					
130 Multijet 2,3 D 4x4	96	06/11→					
140 Multijet 2,3 D	103	05/19→					
140 Multijet 3,0 D	103	07/06→07/14					
140 Natural Power	100	04/09→					
150 Multijet 2,3 D	109	06/11→					
150 Multijet 3,0 D	107	04/10→					
160 Multijet 2,3 D	118	05/19→					
160 Multijet 3,0 D	115	10/06→					
160 Multijet 3,0 D	116	07/06→					
180 Multijet 2,3 D	130	05/19→					
180 Multijet 3,0 D	130	06/11→					
150 Multijet 2,3 D	110	04/15→	←	12/15→	2	24.5112-0492.3 331217	L= 492
150 Multijet 2,3 D 4x4	110	04/15→	➡	12/15→; kurzer Radstand	2	24.5112-0417.3 331298	L= 417
			➡	12/15→; langer Radstand	2	83.7101-9489.3 330906	L= 488,5
<b>FIAT - DUCATO Kasten (230_) 03/94→05/05</b>							
 <b>Bremssattel</b>							
1.9 D	50	04/98→04/02	←	☐; → 10/01; Nutzlast [kg]: 1.000; - ABS		24.3481-1719.5 240155	TRW - Halter
1.9 D	51	03/94→04/02	←	☐; → 10/01; Nutzlast [kg]: 1.000; - ABS		24.3481-1720.5 240156	TRW - Halter
1.9 TD	60	03/94→04/02	←	☐; → 10/01; Nutzlast [kg]: 1.000; - ABS		24.3481-1720.5 240156	TRW - Halter
1.9 TD	66	04/98→04/02	←	☐; 11/01→ 03/02; Nutzlast [kg]: 1.000; + ABS		24.3481-1795.5 240768	- Halter
1.9 TD CAT	59	08/94→04/02	←	☐; 11/01→ 03/02; Nutzlast [kg]: 1.000; + ABS		24.3481-1796.5 240769	- Halter
			➡	☐; 11/01→ 03/02; Nutzlast [kg]: 1.000		24.3461-1701.5 240449	- Halter
			➡	☐; 11/01→ 03/02; Nutzlast [kg]: 1.000		24.3461-1702.5 240450	- Halter
2.0	80	03/94→04/02	←	☐; → 10/01; Nutzlast ab [kg] 1.000 Nutzlast bis [kg] 1.400; - ABS		24.3481-1719.5 240155	TRW - Halter
2.0 4x4	80	11/94→04/02	←	☐; → 10/01; Nutzlast ab [kg] 1.000 Nutzlast bis [kg] 1.400; - ABS		24.3481-1720.5 240156	TRW - Halter
↓							

	kw			 	! #		
<b>FIAT - DUCATO Kasten (230_) 03/94 → 05/05</b>							
 <b>Bremssattel</b>							
2.0 2.0 4x4	80 80	03/94 → 04/02 11/94 → 04/02	←	☐; 11/01 → 03/02; Nutzlast ab [kg] 1.000 Nutzlast bis [kg] 1.400; + ABS		24.3481-1795.5 240768	- Halter
			←	☐; 11/01 → 03/02; Nutzlast ab [kg] 1.000 Nutzlast bis [kg] 1.400; + ABS		24.3481-1796.5 240769	- Halter
			←	☐; 11/01 → 03/02; Nutzlast [kg]: 1.800; + ABS		24.3521-1715.5 240770	- Halter
			←	☐; 11/01 → 03/02; Nutzlast [kg]: 1.800; + ABS		24.3521-1716.5 240771	- Halter
			→	☐; 11/01 → 03/02; Nutzlast ab [kg] 1.000 Nutzlast bis [kg] 1.800		24.3461-1701.5 240449	- Halter
			→	☐; 11/01 → 03/02; Nutzlast ab [kg] 1.000 Nutzlast bis [kg] 1.800		24.3461-1702.5 240450	- Halter
2.0 JTD	62	10/01 → 04/02	←	☐; → 03/02; Nutzlast [kg]: 1.400; + ABS		24.3481-1795.5 240768	- Halter
			←	☐; → 03/02; Nutzlast [kg]: 1.400; + ABS		24.3481-1796.5 240769	- Halter
			←	☐; → 03/02; Nutzlast [kg]: 1.800; + ABS		24.3521-1715.5 240770	- Halter
			←	☐; → 03/02; Nutzlast [kg]: 1.800; + ABS		24.3521-1716.5 240771	- Halter
			→	☐; → 03/02; Nutzlast ab [kg] 1.400 Nutzlast bis [kg] 1.800		24.3461-1701.5 240449	- Halter
			→	☐; → 03/02; Nutzlast ab [kg] 1.400 Nutzlast bis [kg] 1.800		24.3461-1702.5 240450	- Halter
2.5 D 2.5 D 4x4 2.8 D 2.8 D 4x4	62 62 64 64	03/94 → 04/02 03/94 → 04/02 05/98 → 04/02 08/98 → 04/02	←	☐; → 10/01; Nutzlast [kg]: 1.400; - ABS		24.3481-1719.5 240155	TRW - Halter
			←	☐; → 10/01; Nutzlast [kg]: 1.400; - ABS		24.3481-1720.5 240156	TRW - Halter
			←	☐; 11/01 → 03/02; Nutzlast [kg]: 1.400; + ABS		24.3481-1795.5 240768	- Halter
			←	☐; 11/01 → 03/02; Nutzlast [kg]: 1.400; + ABS		24.3481-1796.5 240769	- Halter
			←	☐; 11/01 → 03/02; Nutzlast [kg]: 1.800; + ABS		24.3521-1715.5 240770	- Halter
			←	☐; 11/01 → 03/02; Nutzlast [kg]: 1.800; + ABS		24.3521-1716.5 240771	- Halter
			→	☐; 11/01 → 03/02; Nutzlast ab [kg] 1.400 Nutzlast bis [kg] 1.800		24.3461-1701.5 240449	- Halter
			→	☐; 11/01 → 03/02; Nutzlast ab [kg] 1.400 Nutzlast bis [kg] 1.800		24.3461-1702.5 240450	- Halter
2.5 TDI 2.5 TDI 2.5 TDI 4x4 2.8 JTD 2.8 JTD 4x4 2.8 TDI 2.8 TDI 4x4	80 85 85 94 94 90 90	03/94 → 04/02 03/94 → 04/02 05/98 → 04/02 11/00 → 04/02 11/00 → 04/02 10/97 → 04/02 06/99 → 04/02	←	☐; → 10/01; Nutzlast [kg]: 1.400; - ABS		24.3481-1711.5 240129	TRW - Halter
			←	☐; → 10/01; Nutzlast [kg]: 1.400; - ABS		24.3481-1712.5 240130	TRW - Halter
			←	☐; 11/01 → 03/02; Nutzlast [kg]: 1.400; + ABS		24.3481-1795.5 240768	- Halter
			←	☐; 11/01 → 03/02; Nutzlast [kg]: 1.400; + ABS		24.3481-1796.5 240769	- Halter
			←	☐; 11/01 → 03/02; Nutzlast [kg]: 1.800; + ABS		24.3521-1715.5 240770	- Halter
			←	☐; 11/01 → 03/02; Nutzlast [kg]: 1.800; + ABS		24.3521-1716.5 240771	- Halter
			→	☐; 11/01 → 03/02; Nutzlast ab [kg] 1.400 Nutzlast bis [kg] 1.800		24.3461-1701.5 240449	- Halter
			→	☐; 11/01 → 03/02; Nutzlast ab [kg] 1.400 Nutzlast bis [kg] 1.800		24.3461-1702.5 240450	- Halter
<b>Zubehörsatz, Bremssattel</b>							
1.9 D 1.9 D 1.9 TD 1.9 TD 1.9 TD CAT	50 51 60 66 59	04/98 → 04/02 03/94 → 04/02 03/94 → 04/02 04/98 → 04/02 08/94 → 04/02	←	→ 10/01; Nutzlast [kg]: 1.000; + ABS		24.0101-4804.2 260050	TRW
2.0 2.0 4x4	80 80	03/94 → 04/02 11/94 → 04/02	←	→ 10/01; Nutzlast ab [kg] 1.000 Nutzlast bis [kg] 1.400; + ABS		24.0101-4804.2 260050	TRW
2.5 D 2.5 D 4x4 2.8 D 2.8 D 4x4	62 62 64 64	03/94 → 04/02 03/94 → 04/02 05/98 → 04/02 08/98 → 04/02	←	→ 10/01; Nutzlast [kg]: 1.400; + ABS		24.0101-4804.2 260050	TRW
 <b>Bremsschlauch</b>							
1.9 D 1.9 D 1.9 TD 1.9 TD 1.9 TD CAT	50 51 60 66 59	04/98 → 04/02 03/94 → 04/02 03/94 → 04/02 04/98 → 04/02 08/94 → 04/02	←	02/00 → 10/01; Nutzlast [kg]: 1.000	2	24.5112-0461.3 330616	L= 460
			←	→ 01/00; Nutzlast [kg]: 1.000	2	24.5112-0466.3 330579	L= 462
			←	→ 01/00; Nutzlast [kg]: 1.000	2	24.5112-0465.3 330526	L= 465
			←	→ 01/00; Nutzlast [kg]: 1.000	2	24.5112-0466.3 330579	L= 462
			←	11/01 → 03/02; Nutzlast [kg]: 1.000	2	24.5112-0470.3 331460	L= 470
			←	11/01 → 03/02; Nutzlast [kg]: 1.000	2	24.5112-0477.3 331299	L= 477
↓							

	kw			 	! #			
<b>FIAT - DUCATO Kasten (230_) 03/94→05/05</b>								
 <b>Bremsschlauch</b>								
1.9 D	50	04/98→04/02	➡	☐; → 10/01; Nutzlast [kg]: 1.000	1	24.5112-0340.3 330511	L= 340	
1.9 D	51	03/94→04/02	➡	☐; 11/01→ 03/02; Nutzlast [kg]: 1.000	1	83.6401-0159.3 330746	L= 160	
1.9 TD	60	03/94→04/02						
1.9 TD	66	04/98→04/02						
1.9 TD CAT	59	08/94→04/02						
2.0	80	03/94→04/02	←	02/00→ 10/01; Nutzlast ab [kg] 1.000 Nutzlast bis [kg] 1.800	2	24.5112-0461.3 330616	L= 460	
2.0 4x4	80	11/94→04/02						
					2	→ 01/00; Nutzlast ab [kg] 1.000 Nutzlast bis [kg] 1.800	24.5112-0465.3 330526	L= 465
					2	11/01→ 03/02; Nutzlast ab [kg] 1.000 Nutzlast bis [kg] 1.800	24.5112-0470.3 331460	L= 470
			1	☐; → 10/01; Nutzlast ab [kg] 1.000 Nutzlast bis [kg] 1.800	24.5112-0340.3 330511	L= 340		
			1	☐; 11/01→ 03/02; Nutzlast ab [kg] 1.000 Nutzlast bis [kg] 1.800	83.6401-0159.3 330746	L= 160		
2.0 JTD	62	10/01→04/02	←	→ 03/02; Nutzlast ab [kg] 1.400 Nutzlast bis [kg] 1.800	2	24.5112-0470.3 331460	L= 470	
			➡	☐; → 03/02; Nutzlast ab [kg] 1.400 Nutzlast bis [kg] 1.800	1	83.6401-0159.3 330746	L= 160	
2.5 D	62	03/94→04/02	←	02/00→ 10/01; Nutzlast ab [kg] 1.400 Nutzlast bis [kg] 1.800	2	24.5112-0461.3 330616	L= 460	
2.5 D 4x4	62	03/94→04/02						
2.5 TDI	80	03/94→04/02	←	→ 01/00; Nutzlast ab [kg] 1.400 Nutzlast bis [kg] 1.800	2	24.5112-0465.3 330526	L= 465	
2.5 TDI	85	03/94→04/02						
2.5 TDI 4x4	85	05/98→04/02	←	11/01→ 03/02; Nutzlast ab [kg] 1.400 Nutzlast bis [kg] 1.800	2	24.5112-0470.3 331460	L= 470	
2.8 D	64	05/98→04/02						
2.8 D 4x4	64	08/98→04/02	←	11/01→ 03/02; Nutzlast ab [kg] 1.400 Nutzlast bis [kg] 1.800	2	24.5112-0470.3 331460	L= 470	
2.8 TDI	90	10/97→04/02						
2.8 TDI 4x4	90	06/99→04/02	➡	☐; → 10/01; Nutzlast ab [kg] 1.400 Nutzlast bis [kg] 1.800	1	24.5112-0340.3 330511	L= 340	
			➡	☐; 11/01→ 03/02; Nutzlast ab [kg] 1.400 Nutzlast bis [kg] 1.800	1	83.6401-0159.3 330746	L= 160	
2.8 JTD	94	11/00→04/02	←	→ 10/01; Nutzlast ab [kg] 1.400 Nutzlast bis [kg] 1.800	2	24.5112-0461.3 330616	L= 460	
2.8 JTD 4x4	94	11/00→04/02						
			←	11/01→ 03/02; Nutzlast ab [kg] 1.400 Nutzlast bis [kg] 1.800	2	24.5112-0470.3 331460	L= 470	
			➡	☐; → 10/01; Nutzlast ab [kg] 1.400 Nutzlast bis [kg] 1.800	1	24.5112-0340.3 330511	L= 340	
			➡	☐; 11/01→ 03/02; Nutzlast ab [kg] 1.400 Nutzlast bis [kg] 1.800	1	83.6401-0159.3 330746	L= 160	
<b>FIAT - DUCATO Kasten (244_) 04/02→</b>								
 <b>Bremssattel</b>								
2.0	81	04/02→	←	☐; → 07/06; Nutzlast ab [kg] 1.100 Nutzlast bis [kg] 1.500; + ABS; 1-1/2-Kreisbremssystem: 1	24.3481-1795.5 240768	240768	- Halter	
2.0 Bipower	81	11/02→						
2.0 JTD	62	04/02→	←	☐; → 07/06; Nutzlast ab [kg] 1.100 Nutzlast bis [kg] 1.500; + ABS; 1-1/2-Kreisbremssystem: 1	24.3481-1796.5 240769	240769	- Halter	
2.8 JTD	94	04/02→						
2.8 JTD 4x4	94	07/02→	←	☐; → 07/06; Nutzlast [kg]: 1.800; + ABS; 1-1/2-Kreisbremssystem: 1	24.3521-1715.5 240770	240770	- Halter	
2.8 JTD Power	107	05/04→						
			←	☐; → 07/06; Nutzlast [kg]: 1.800; + ABS; 1-1/2-Kreisbremssystem: 1	24.3521-1716.5 240771	240771	- Halter	
			➡	☐; → 07/06; Nutzlast ab [kg] 1.100 Nutzlast bis [kg] 1.800	24.3461-1701.5 240449	240449	- Halter	
			➡	☐; → 07/06; Nutzlast ab [kg] 1.100 Nutzlast bis [kg] 1.800	24.3461-1702.5 240450	240450	- Halter	
2.0 4x4	81	05/02→07/06	←	☐; Nutzlast ab [kg] 1.100 Nutzlast bis [kg] 1.500; + ABS; 1-1/2-Kreisbremssystem: 1	24.3481-1795.5 240768	240768	- Halter	
			←	☐; Nutzlast ab [kg] 1.100 Nutzlast bis [kg] 1.500; + ABS; 1-1/2-Kreisbremssystem: 1	24.3481-1796.5 240769	240769	- Halter	
2.3 JTD	81	04/02→	←	☐; → 07/06; Nutzlast ab [kg] 1.100 Nutzlast bis [kg] 1.500; + ABS; 1-1/2-Kreisbremssystem: 1	24.3481-1795.5 240768	240768	- Halter	
			←	☐; → 07/06; Nutzlast ab [kg] 1.100 Nutzlast bis [kg] 1.500; + ABS; 1-1/2-Kreisbremssystem: 1	24.3481-1796.5 240769	240769	- Halter	
			←	☐; → 07/06; Nutzlast [kg]: 1.800; + ABS; 1-Kreis-Bremse	24.3521-1715.5 240770	240770	- Halter	
			←	☐; → 07/06; Nutzlast [kg]: 1.800; + ABS; 1-1/2-Kreisbremssystem: 1	24.3521-1716.5 240771	240771	- Halter	

**FIAT - DUCATO Kasten (244\_) 04/02→**

**Bremssattel**

2.3 JTD	81	04/02→	➡	☐; → 07/06; Nutzlast ab [kg] 1.100 Nutzlast bis [kg] 1.800	24.3461-1701.5	240449	- Halter
			➡	☐; → 07/06; Nutzlast ab [kg] 1.100 Nutzlast bis [kg] 1.800	24.3461-1702.5	240450	- Halter
2.8 TD	90	04/02→07/06	←	☐; Nutzlast ab [kg] 1.100 Nutzlast bis [kg] 1.500; + ABS; 1-/2-Kreisbremssystem: 1	24.3481-1795.5	240768	- Halter
			←	☐; Nutzlast ab [kg] 1.100 Nutzlast bis [kg] 1.500; + ABS; 1-/2-Kreisbremssystem: 1	24.3481-1796.5	240769	- Halter
			←	☐; Nutzlast [kg]: 1.800; + ABS; 1-/2-Kreisbremssystem: 1	24.3521-1715.5	240770	- Halter
			←	☐; Nutzlast [kg]: 1.800; + ABS; 1-/2-Kreisbremssystem: 1	24.3521-1716.5	240771	- Halter
			➡	☐; Nutzlast ab [kg] 1.100 Nutzlast bis [kg] 1.800	24.3461-1701.5	240449	- Halter
			➡	☐; Nutzlast ab [kg] 1.100 Nutzlast bis [kg] 1.800	24.3461-1702.5	240450	- Halter

**Bremsschlauch**

2.0	81	04/02→	←	→ 07/06; Nutzlast ab [kg] 1.100 Nutzlast bis [kg] 1.800	2	24.5112-0470.3	331460	L= 470
2.0 Bipower	81	11/02→				24.5112-0477.3	331299	L= 477
2.0 JTD	62	04/02→						
2.3 JTD	81	04/02→	➡	→ 07/06; Nutzlast ab [kg] 1.100 Nutzlast bis [kg] 1.800	2	83.6401-0159.3	330746	L= 160
2.8 JTD	94	04/02→						
2.8 JTD 4x4	94	07/02→						
2.8 JTD Power	107	05/04→						
2.8 TD	90	04/02→07/06	←	Nutzlast ab [kg] 1.100 Nutzlast bis [kg] 1.800	2	24.5112-0470.3	331460	L= 470
						24.5112-0477.3	331299	L= 477
			➡	Nutzlast ab [kg] 1.100 Nutzlast bis [kg] 1.800	2	83.6401-0159.3	330746	L= 160

**FIAT - DUCATO Kasten (250\_, 290\_) 07/06→**

**Bremssattel**

100 Multijet 2,2 D	74	07/06→	←	☐; Nutzlast leicht 17Q; → 02/11; Baumuster: 35; Nutzlast [kg]: 1.700; nicht für erhöhte Nutzlast	24.3521-1711.5	240755	BRE - Halter
120 Multijet 2,3 D	88	07/06→					
120 Multijet 2,3 D 4x4	88	03/10→					
160 Multijet 3,0 D	115	07/06→12/11	←	☐; 03/11→; Nutzlast leicht 17Q; Nutzlast [kg]: 1.700; Baumuster: 35; nicht für erhöhte Nutzlast	24.3521-1711.5	240755	BRE - Halter
160 Multijet 3,0 D	116	07/06→					
			←	☐; Nutzlast leicht 17Q; → 02/11; Baumuster: 35; Nutzlast [kg]: 1.700; nicht für erhöhte Nutzlast	24.3521-1712.5	240756	BRE - Halter
			←	☐; Baumuster: 35; Nutzlast schwer 17Q; Nutzlast [kg]: 1.700; für erhöhte Nutzlast	24.3521-1713.5	240762	- Halter
			←	☐; Baumuster: 35; Nutzlast schwer 17Q; Nutzlast [kg]: 1.700; für erhöhte Nutzlast	24.3521-1714.5	240763	- Halter
			➡	☐; Nutzlast 11Q/15Q/17Q; Nutzlast ab [kg] 1.100 Nutzlast bis [kg] 1.700; Baumuster: 30/33/35	24.3481-1811.5	240758	BOS - Halter
			➡	☐; Nutzlast 11Q/15Q/17Q; Nutzlast ab [kg] 1.100 Nutzlast bis [kg] 1.700; Baumuster: 30/33/35	24.3481-1812.5	240759	BOS - Halter
110 Multijet 2,3 D	82	05/14→	←	☐; Nutzlast leicht 17Q; Nutzlast [kg]: 1.700; Baumuster: 35; nicht für erhöhte Nutzlast	24.3521-1711.5	240755	BRE - Halter
130 Multijet 2,3 D	96	06/11→					
130 Multijet 2,3 D 4x4	96	06/11→					
140 Multijet 2,3 D	103	05/19→	←	☐; Baumuster: 35; Nutzlast schwer 17Q; Nutzlast [kg]: 1.700; für erhöhte Nutzlast	24.3521-1713.5	240762	- Halter
150 Multijet 2,3 D	109	06/11→					
150 Multijet 2,3 D	110	12/15→					
150 Multijet 2,3 D 4x4	110	04/15→	←	☐; Baumuster: 35; Nutzlast schwer 17Q; Nutzlast [kg]: 1.700; für erhöhte Nutzlast	24.3521-1714.5	240763	- Halter
160 Multijet 2,3 D	118	05/19→					
180 Multijet 2,3 D	130	12/15→	➡	☐; Nutzlast 11Q/15Q/17Q; Nutzlast ab [kg] 1.100 Nutzlast bis [kg] 1.700; Baumuster: 30/33/35	24.3481-1811.5	240758	BOS - Halter
			➡	☐; Nutzlast 11Q/15Q/17Q; Nutzlast ab [kg] 1.100 Nutzlast bis [kg] 1.700; Baumuster: 30/33/35	24.3481-1812.5	240759	BOS - Halter
110 Multijet 2,3 D	83	10/11→	←	☐; Nutzlast leicht 17Q; Nutzlast [kg]: 1.700; nicht für erhöhte Nutzlast	24.3521-1711.5	240755	BRE - Halter
115 Multijet 2,0 D	85	06/11→					
180 Multijet 3,0 D	130	06/11→	←	☐; Baumuster: 35; Nutzlast schwer 17Q; Nutzlast [kg]: 1.700; für erhöhte Nutzlast	24.3521-1713.5	240762	- Halter
			←	☐; Baumuster: 35; Nutzlast schwer 17Q; Nutzlast [kg]: 1.700; für erhöhte Nutzlast	24.3521-1714.5	240763	- Halter

↓

**FIAT - DUCATO Kasten (250\_, 290\_) 07/06→**

**Bremssattel**

110 Multijet 2,3 D 115 Multijet 2,0 D 180 Multijet 3,0 D	83	10/11→	➔	☐; Nutzlast 11Q/15Q/17Q; Nutzlast ab [kg] 1.100 Nutzlast bis [kg] 1.700; Baumuster: 30/33/35	24.3481-1811.5	240758	BOS - Halter
	85 130	06/11→ 06/11→	➔	☐; Nutzlast 11Q/15Q/17Q; Nutzlast ab [kg] 1.100 Nutzlast bis [kg] 1.700; Baumuster: 30/33/35	24.3481-1812.5	240759	BOS - Halter
140 Natural Power	100	04/09→	➔	☐; Nutzlast leicht 17Q; → 02/11; Baumuster: 35; Nutzlast [kg]: 1.700; nicht für erhöhte Nutzlast	24.3521-1711.5	240755	BRE - Halter
			➔	☐; 03/11→; Nutzlast leicht 17Q; Nutzlast [kg]: 1.700; Baumuster: 35; nicht für erhöhte Nutzlast	24.3521-1711.5	240755	BRE - Halter
			➔	☐; Nutzlast leicht 17Q; → 02/11; Baumuster: 35; Nutzlast [kg]: 1.700; nicht für erhöhte Nutzlast	24.3521-1712.5	240756	BRE - Halter
			➔	☐; Nutzlast schwer 17Q; Nutzlast [kg]: 1.700; für erhöhte Nutzlast	24.3521-1713.5	240762	- Halter
			➔	☐; Nutzlast schwer 17Q; Nutzlast [kg]: 1.700; für erhöhte Nutzlast	24.3521-1714.5	240763	- Halter
			➔	☐; Nutzlast 11Q/15Q/17Q; Nutzlast ab [kg] 1.100 Nutzlast bis [kg] 1.700; Baumuster: 30/33/35	24.3481-1811.5	240758	BOS - Halter
			➔	☐; Nutzlast 11Q/15Q/17Q; Nutzlast ab [kg] 1.100 Nutzlast bis [kg] 1.700; Baumuster: 30/33/35	24.3481-1812.5	240759	BOS - Halter
150 Multijet 3,0 D	107	04/10→	➔	☐; 03/11→; Nutzlast leicht 17Q; Nutzlast [kg]: 1.700; nicht für erhöhte Nutzlast	24.3521-1711.5	240755	BRE - Halter
			➔	☐; Nutzlast leicht 17Q; → 02/11; Baumuster: 35; Nutzlast [kg]: 1.700; nicht für erhöhte Nutzlast	24.3521-1711.5	240755	BRE - Halter
			➔	☐; Nutzlast leicht 17Q; → 02/11; Baumuster: 35; Nutzlast [kg]: 1.700; nicht für erhöhte Nutzlast	24.3521-1712.5	240756	BRE - Halter
			➔	☐; Baumuster: 35; Nutzlast schwer 17Q; Nutzlast [kg]: 1.700; für erhöhte Nutzlast	24.3521-1713.5	240762	- Halter
			➔	☐; Baumuster: 35; Nutzlast schwer 17Q; Nutzlast [kg]: 1.700; für erhöhte Nutzlast	24.3521-1714.5	240763	- Halter
			➔	☐; Nutzlast 11Q/15Q/17Q; Nutzlast ab [kg] 1.100 Nutzlast bis [kg] 1.700; Baumuster: 30/33/35	24.3481-1811.5	240758	BOS - Halter
			➔	☐; Nutzlast 11Q/15Q/17Q; Nutzlast ab [kg] 1.100 Nutzlast bis [kg] 1.700; Baumuster: 30/33/35	24.3481-1812.5	240759	BOS - Halter

**Bremsschlauch**









100 Multijet 2,2 D	74	07/06→	➔		2	24.5112-0492.3	331217	L= 492
110 Multijet 2,3 D	82	05/14→	➔	kurzer Radstand	2	24.5112-0417.3	331298	L= 417
110 Multijet 2,3 D	83	10/11→						
115 Multijet 2,0 D	85	06/11→	➔	langer Radstand	2	83.7101-9489.3	330906	L= 488,5
120 Multijet 2,3 D	88	07/06→						
120 Multijet 2,3 D 4x4	88	03/10→						
130 Multijet 2,3 D	96	06/11→						
130 Multijet 2,3 D 4x4	96	06/11→						
140 Multijet 2,3 D	103	05/19→						
140 Natural Power	100	04/09→						
150 Multijet 2,3 D	109	06/11→						
150 Multijet 2,3 D	110	12/15→						
150 Multijet 2,3 D 4x4	110	04/15→						
150 Multijet 3,0 D	107	04/10→						
160 Multijet 2,3 D	118	05/19→						
160 Multijet 3,0 D	115	07/06→12/11						
160 Multijet 3,0 D	116	07/06→						
180 Multijet 2,3 D	130	12/15→						
180 Multijet 3,0 D	130	06/11→						










**FIAT - DUCATO Pritsche/Fahrgestell (230\_) 03/94→04/02**

**Bremssattel**











1.9 D	50	04/98→04/02	➔	☐; → 10/01; Nutzlast [kg]: 1.000; - ABS	24.3481-1719.5	240155	TRW - Halter
1.9 D	51	03/94→04/02	➔	☐; → 10/01; Nutzlast [kg]: 1.000; - ABS	24.3481-1720.5	240156	TRW - Halter
1.9 TD	60	03/94→04/02	➔	☐; → 10/01; Nutzlast [kg]: 1.000; - ABS	24.3481-1720.5	240156	TRW - Halter
1.9 TD	66	04/98→04/02	➔	☐; 11/01→ 03/02; Nutzlast [kg]: 1.000; + ABS	24.3481-1795.5	240768	- Halter
1.9 TD CAT	59	08/94→04/02	➔	☐; 11/01→ 03/02; Nutzlast [kg]: 1.000; + ABS	24.3481-1796.5	240769	- Halter
			➔	☐; 11/01→ 03/02; Nutzlast [kg]: 1.000	24.3461-1701.5	240449	- Halter











	kw			 	! #		
<b>FIAT - DUCATO Pritsche/Fahrgestell (230_) 03/94→04/02</b>							
 <b>Bremssattel</b>							
1.9 D	50	04/98→04/02	➔	☐; 11/01→ 03/02; Nutzlast [kg]: 1.000		24.3461-1702.5 240450	- Halter
1.9 D	51	03/94→04/02					
1.9 TD	60	03/94→04/02					
1.9 TD	66	04/98→04/02					
1.9 TD CAT	59	08/94→04/02					
1.9 TD	59	05/98→11/01	➔	☐; → 10/01; Nutzlast [kg]: 1.000; - ABS		24.3481-1719.5 240155	TRW - Halter
			➔	☐; → 10/01; Nutzlast [kg]: 1.000; - ABS		24.3481-1720.5 240156	TRW - Halter
			➔	☐; 11/01→; Nutzlast [kg]: 1.000; + ABS		24.3481-1795.5 240768	- Halter
			➔	☐; 11/01→; Nutzlast [kg]: 1.000; + ABS		24.3481-1796.5 240769	- Halter
			➔	☐; 11/01→; Nutzlast [kg]: 1.000		24.3461-1701.5 240449	- Halter
			➔	☐; 11/01→; Nutzlast [kg]: 1.000		24.3461-1702.5 240450	- Halter
2.0	80	03/94→04/02	➔	☐; → 10/01; Nutzlast ab [kg] 1.000 Nutzlast bis [kg] 1.400; - ABS		24.3481-1719.5 240155	TRW - Halter
			➔	☐; → 10/01; Nutzlast ab [kg] 1.000 Nutzlast bis [kg] 1.400; - ABS		24.3481-1720.5 240156	TRW - Halter
			➔	☐; 11/01→ 03/02; Nutzlast ab [kg] 1.000 Nutzlast bis [kg] 1.400; + ABS		24.3481-1795.5 240768	- Halter
			➔	☐; 11/01→ 03/02; Nutzlast ab [kg] 1.000 Nutzlast bis [kg] 1.400; + ABS		24.3481-1796.5 240769	- Halter
			➔	☐; 11/01→ 03/02; Nutzlast [kg]: 1.800; + ABS		24.3521-1715.5 240770	- Halter
			➔	☐; 11/01→ 03/02; Nutzlast [kg]: 1.800; + ABS		24.3521-1716.5 240771	- Halter
			➔	☐; 11/01→ 03/02; Nutzlast ab [kg] 1.000 Nutzlast bis [kg] 1.800		24.3461-1701.5 240449	- Halter
			➔	☐; 11/01→ 03/02; Nutzlast ab [kg] 1.000 Nutzlast bis [kg] 1.800		24.3461-1702.5 240450	- Halter
2.0 JTD	62	07/01→04/02	➔	☐; 10/01→ 03/02; Nutzlast [kg]: 1.400; + ABS		24.3481-1795.5 240768	- Halter
			➔	☐; 10/01→ 03/02; Nutzlast [kg]: 1.400; + ABS		24.3481-1796.5 240769	- Halter
			➔	☐; 10/01→ 03/02; Nutzlast [kg]: 1.800; + ABS		24.3521-1715.5 240770	- Halter
			➔	☐; 10/01→ 03/02; Nutzlast [kg]: 1.800; + ABS		24.3521-1716.5 240771	- Halter
			➔	☐; 10/01→ 03/02; Nutzlast ab [kg] 1.400 Nutzlast bis [kg] 1.800		24.3461-1701.5 240449	- Halter
			➔	☐; 10/01→ 03/02; Nutzlast ab [kg] 1.400 Nutzlast bis [kg] 1.800		24.3461-1702.5 240450	- Halter
2.5 D	62	03/94→04/02	➔	☐; → 10/01; Nutzlast [kg]: 1.400; - ABS		24.3481-1719.5 240155	TRW - Halter
2.5 D 4x4	62	03/94→04/02	➔	☐; → 10/01; Nutzlast [kg]: 1.400; - ABS		24.3481-1720.5 240156	TRW - Halter
2.8 D	64	02/98→04/02	➔	☐; 11/01→ 03/02; Nutzlast [kg]: 1.400; + ABS		24.3481-1795.5 240768	- Halter
			➔	☐; 11/01→ 03/02; Nutzlast [kg]: 1.400; + ABS		24.3481-1796.5 240769	- Halter
			➔	☐; 11/01→ 03/02; Nutzlast [kg]: 1.800; + ABS		24.3521-1715.5 240770	- Halter
			➔	☐; 11/01→ 03/02; Nutzlast [kg]: 1.800; + ABS		24.3521-1716.5 240771	- Halter
			➔	☐; 11/01→ 03/02; Nutzlast ab [kg] 1.400 Nutzlast bis [kg] 1.800		24.3461-1701.5 240449	- Halter
			➔	☐; 11/01→ 03/02; Nutzlast ab [kg] 1.400 Nutzlast bis [kg] 1.800		24.3461-1702.5 240450	- Halter
2.5 TD	80	06/94→08/98	➔	☐; Nutzlast [kg]: 1.400; - ABS		24.3481-1711.5 240129	TRW - Halter
2.5 TD	85	06/94→04/98					
2.8 iDTD 4x4	90	05/98→09/01	➔	☐; Nutzlast [kg]: 1.400; - ABS		24.3481-1712.5 240130	TRW - Halter
2.5 TDI	80	03/94→04/02	➔	☐; → 10/01; Nutzlast [kg]: 1.400; - ABS		24.3481-1711.5 240129	TRW - Halter
2.5 TDI 4x4	85	06/98→04/02					
2.8 JTD	94	11/00→04/02	➔	☐; → 10/01; Nutzlast [kg]: 1.400; - ABS		24.3481-1712.5 240130	TRW - Halter
2.8 JTD 4x4	94	10/01→04/02	➔	☐; 11/01→ 03/02; Nutzlast [kg]: 1.400; + ABS		24.3481-1795.5 240768	- Halter
2.8 TDI	90	12/98→04/02	➔	☐; 11/01→ 03/02; Nutzlast [kg]: 1.400; + ABS		24.3481-1796.5 240769	- Halter
			➔	☐; 11/01→ 03/02; Nutzlast [kg]: 1.800; + ABS		24.3521-1715.5 240770	- Halter
			➔	☐; 11/01→ 03/02; Nutzlast [kg]: 1.800; + ABS		24.3521-1716.5 240771	- Halter
			➔	☐; 11/01→ 03/02; Nutzlast ab [kg] 1.400 Nutzlast bis [kg] 1.800		24.3461-1701.5 240449	- Halter
↓							

	kw			 	! #			
<b>FIAT - DUCATO Pritsche/Fahrgestell (230_) 03/94→04/02</b>								
<b> Bremssattel</b>								
2.5 TDI 2.5 TDI 4x4 2.8 JTD 2.8 JTD 4x4 2.8 TDI	80 85 94 94 90	03/94→04/02 06/98→04/02 11/00→04/02 10/01→04/02 12/98→04/02	➡	☐; 11/01→ 03/02; Nutzlast ab [kg] 1.400 Nutzlast bis [kg] 1.800		24.3461-1702.5 240450	- Halter	
<b>Zubehörsatz, Bremssattel</b>								
1.9 D 1.9 D 1.9 TD 1.9 TD 1.9 TD 1.9 TD CAT	50 51 59 60 66 59	04/98→04/02 03/94→04/02 05/98→11/01 03/94→04/02 04/98→04/02 08/94→04/02	←	→ 10/01; Nutzlast [kg]: 1.000; + ABS		24.0101-4804.2 260050	TRW	
2.0	80	03/94→04/02	←	→ 10/01; Nutzlast ab [kg] 1.000 Nutzlast bis [kg] 1.400; + ABS		24.0101-4804.2 260050	TRW	
2.5 D 2.5 D 4x4 2.8 D	62 62 64	03/94→04/02 03/94→04/02 02/98→04/02	←	→ 10/01; Nutzlast [kg]: 1.400; + ABS		24.0101-4804.2 260050	TRW	
<b> Bremsschlauch</b>								
1.9 D 1.9 D 1.9 TD 1.9 TD 1.9 TD CAT	50 51 60 66 59	04/98→04/02 03/94→04/02 03/94→04/02 04/98→04/02 08/94→04/02	←	02/00→ 10/01; Nutzlast [kg]: 1.000	2	24.5112-0461.3 24.5112-0466.3	330616 330579	L= 460 L= 462
			←	→ 01/00; Nutzlast [kg]: 1.000	2	24.5112-0465.3 24.5112-0466.3	330526 330579	L= 465 L= 462
			←	11/01→ 03/02; Nutzlast [kg]: 1.000	2	24.5112-0470.3 24.5112-0477.3	331460 331299	L= 470 L= 477
			➡	☐; → 10/01; Nutzlast [kg]: 1.000	1	24.5112-0340.3	330511	L= 340
			➡	☐; 11/01→ 03/02; Nutzlast [kg]: 1.000	1	83.6401-0159.3	330746	L= 160
1.9 TD	59	05/98→11/01	←	02/00→ 10/01; Nutzlast [kg]: 1.000	2	24.5112-0461.3 24.5112-0466.3	330616 330579	L= 460 L= 462
			←	→ 01/00; Nutzlast [kg]: 1.000	2	24.5112-0465.3 24.5112-0466.3	330526 330579	L= 465 L= 462
			←	11/01→; Nutzlast [kg]: 1.000	2	24.5112-0470.3 24.5112-0477.3	331460 331299	L= 470 L= 477
			➡	☐; → 10/01; Nutzlast [kg]: 1.000	1	24.5112-0340.3	330511	L= 340
			➡	☐; 11/01→; Nutzlast [kg]: 1.000	1	83.6401-0159.3	330746	L= 160
2.0	80	03/94→04/02	←	02/00→ 10/01; Nutzlast ab [kg] 1.000 Nutzlast bis [kg] 1.800	2	24.5112-0461.3 24.5112-0466.3	330616 330579	L= 460 L= 462
			←	→ 01/00; Nutzlast ab [kg] 1.000 Nutzlast bis [kg] 1.800	2	24.5112-0465.3 24.5112-0466.3	330526 330579	L= 465 L= 462
			←	11/01→ 03/02; Nutzlast ab [kg] 1.000 Nutzlast bis [kg] 1.800	2	24.5112-0470.3 24.5112-0477.3	331460 331299	L= 470 L= 477
			➡	☐; → 10/01; Nutzlast ab [kg] 1.000 Nutzlast bis [kg] 1.800	1	24.5112-0340.3	330511	L= 340
			➡	☐; 11/01→; Nutzlast ab [kg] 1.000 Nutzlast bis [kg] 1.800	1	83.6401-0159.3	330746	L= 160
2.0 JTD	62	07/01→04/02	←	10/01→ 03/02; Nutzlast ab [kg] 1.400 Nutzlast bis [kg] 1.800	2	24.5112-0470.3 24.5112-0477.3	331460 331299	L= 470 L= 477
			➡	☐; 10/01→ 03/02; Nutzlast ab [kg] 1.400 Nutzlast bis [kg] 1.800	1	83.6401-0159.3	330746	L= 160
2.5 D 2.5 D 4x4 2.5 TDI 2.5 TDI 4x4 2.8 D 2.8 TDI	62 62 80 85 64 90	03/94→04/02 03/94→04/02 03/94→04/02 06/98→04/02 02/98→04/02 12/98→04/02	←	02/00→ 10/01; Nutzlast ab [kg] 1.400 Nutzlast bis [kg] 1.800	2	24.5112-0461.3 24.5112-0466.3	330616 330579	L= 460 L= 462
			←	→ 01/00; Nutzlast ab [kg] 1.400 Nutzlast bis [kg] 1.800	2	24.5112-0465.3 24.5112-0466.3	330526 330579	L= 465 L= 462
			←	11/01→ 03/02; Nutzlast ab [kg] 1.400 Nutzlast bis [kg] 1.800	2	24.5112-0470.3 24.5112-0477.3	331460 331299	L= 470 L= 477
			➡	☐; → 10/01; Nutzlast ab [kg] 1.400 Nutzlast bis [kg] 1.800	1	24.5112-0340.3	330511	L= 340
			➡	☐; 11/01→ 03/02; Nutzlast ab [kg] 1.400 Nutzlast bis [kg] 1.800	1	83.6401-0159.3	330746	L= 160
2.5 TD 2.5 TD	80 85	06/94→08/98 06/94→04/98	←	Nutzlast ab [kg] 1.400 Nutzlast bis [kg] 1.800	2	24.5112-0465.3 24.5112-0466.3	330526 330579	L= 465 L= 462
			➡	☐; Nutzlast ab [kg] 1.400 Nutzlast bis [kg] 1.800	1	24.5112-0340.3	330511	L= 340
2.8 iD TD 4x4	90	05/98→09/01	←	02/00→; Nutzlast ab [kg] 1.400 Nutzlast bis [kg] 1.800	2	24.5112-0461.3 24.5112-0466.3	330616 330579	L= 460 L= 462
↓								



	kw					! #		
<b>FIAT - DUCATO Pritsche/Fahrgestell (230_) 03/94→04/02</b>								
 <b>Bremsschlauch</b>								
2.8 iDTD 4x4	90	05/98→09/01	←	→ 01/00; Nutzlast ab [kg] 1.400 Nutzlast bis [kg] 1.800	2	<b>24.5112-0465.3 330526</b>	L= 465	
			→	▣; Nutzlast ab [kg] 1.400 Nutzlast bis [kg] 1.800	1	<b>24.5112-0466.3 330579</b>	L= 462	
			→	▣; Nutzlast ab [kg] 1.400 Nutzlast bis [kg] 1.800	1	<b>24.5112-0340.3 330511</b>	L= 340	
2.8 JTD 2.8 JTD 4x4	94 94	11/00→04/02 10/01→04/02	←	→ 10/01; Nutzlast ab [kg] 1.400 Nutzlast bis [kg] 1.800	2	<b>24.5112-0461.3 330616</b>	L= 460	
			←	→ 10/01; Nutzlast ab [kg] 1.400 Nutzlast bis [kg] 1.800	2	<b>24.5112-0466.3 330579</b>	L= 462	
			←	11/01→ 03/02; Nutzlast ab [kg] 1.400 Nutzlast bis [kg] 1.800	2	<b>24.5112-0470.3 331460</b>	L= 470	
			←	11/01→ 03/02; Nutzlast ab [kg] 1.400 Nutzlast bis [kg] 1.800	2	<b>24.5112-0477.3 331299</b>	L= 477	
			→	▣; → 10/01; Nutzlast ab [kg] 1.400 Nutzlast bis [kg] 1.800	1	<b>24.5112-0340.3 330511</b>	L= 340	
			→	▣; 11/01→ 03/02; Nutzlast ab [kg] 1.400 Nutzlast bis [kg] 1.800	1	<b>83.6401-0159.3 330746</b>	L= 160	
<b>FIAT - DUCATO Pritsche/Fahrgestell (244_) 04/02→</b>								
 <b>Bremssattel</b>								
2.0 2.0 JTD 2.3 JTD 2.8 JTD 2.8 JTD	81 62 81 90 94	04/02→07/06 04/02→07/06 04/02→07/06 11/03→07/06 04/02→07/06	←	▣; Nutzlast ab [kg] 1.100 Nutzlast bis [kg] 1.500; + ABS; 1-/2-Kreisbremssystem: 1		<b>24.3481-1795.5 240768</b>	- Halter	
			←	▣; Nutzlast ab [kg] 1.100 Nutzlast bis [kg] 1.500; + ABS; 1-/2-Kreisbremssystem: 1		<b>24.3481-1796.5 240769</b>	- Halter	
			←	▣; Nutzlast [kg]: 1.800; + ABS; 1-/2-Kreisbremssystem: 1		<b>24.3521-1715.5 240770</b>	- Halter	
			←	▣; Nutzlast [kg]: 1.800; + ABS; 1-/2-Kreisbremssystem: 1		<b>24.3521-1716.5 240771</b>	- Halter	
			→	▣; Nutzlast ab [kg] 1.100 Nutzlast bis [kg] 1.800		<b>24.3461-1701.5 240449</b>	- Halter	
			→	▣; Nutzlast ab [kg] 1.100 Nutzlast bis [kg] 1.800		<b>24.3461-1702.5 240450</b>	- Halter	
2.8 JTD 4x4	94	10/02→07/06	←	▣; Nutzlast ab [kg] 1.100 Nutzlast bis [kg] 1.500; + ABS; 1-/2-Kreisbremssystem: 1		<b>24.3481-1795.5 240768</b>	- Halter	
			←	▣; Nutzlast ab [kg] 1.100 Nutzlast bis [kg] 1.500; + ABS; 1-/2-Kreisbremssystem: 1		<b>24.3481-1796.5 240769</b>	- Halter	
			←	▣; Nutzlast [kg]: 1.800; + ABS; 1-Kreis-Bremse		<b>24.3521-1715.5 240770</b>	- Halter	
			←	▣; Nutzlast [kg]: 1.800; + ABS; 1-/2-Kreisbremssystem: 1		<b>24.3521-1716.5 240771</b>	- Halter	
			→	▣; Nutzlast ab [kg] 1.100 Nutzlast bis [kg] 1.800		<b>24.3461-1701.5 240449</b>	- Halter	
			→	▣; Nutzlast ab [kg] 1.100 Nutzlast bis [kg] 1.800		<b>24.3461-1702.5 240450</b>	- Halter	
2.8 JTD Power	107	05/04→07/06	←	▣; Nutzlast ab [kg] 1.100 Nutzlast bis [kg] 1.500; + ABS; 1-/2-Kreisbremssystem: 1		<b>24.3481-1795.5 240768</b>	- Halter	
			←	▣; Nutzlast ab [kg] 1.100 Nutzlast bis [kg] 1.500; + ABS; 1-/2-Kreisbremssystem: 1		<b>24.3481-1796.5 240769</b>	- Halter	
			←	▣; Nutzlast [kg]: 1.800; + ABS; 1-Kreis-Bremse; 1-/2-Kreisbremssystem: 1		<b>24.3521-1715.5 240770</b>	- Halter	
			←	▣; Nutzlast [kg]: 1.800; + ABS; 1 Kreis-Bremse		<b>24.3521-1716.5 240771</b>	- Halter	
			→	▣; Nutzlast ab [kg] 1.100 Nutzlast bis [kg] 1.800		<b>24.3461-1701.5 240449</b>	- Halter	
			→	▣; Nutzlast ab [kg] 1.100 Nutzlast bis [kg] 1.800		<b>24.3461-1702.5 240450</b>	- Halter	
 <b>Bremsschlauch</b>								
2.0 2.0 JTD 2.3 JTD 2.8 JTD 2.8 JTD 2.8 JTD 4x4 2.8 JTD Power	81 62 81 90 94 94 107	04/02→07/06 04/02→07/06 04/02→07/06 11/03→07/06 04/02→07/06 10/02→07/06 05/04→07/06	←	Nutzlast ab [kg] 1.100 Nutzlast bis [kg] 1.800	2	<b>24.5112-0470.3 331460</b>	L= 470	
			←	Nutzlast ab [kg] 1.100 Nutzlast bis [kg] 1.800	2	<b>24.5112-0477.3 331299</b>	L= 477	
			→	Nutzlast ab [kg] 1.100 Nutzlast bis [kg] 1.800	2	<b>83.6401-0159.3 330746</b>	L= 160	

	kw			 	! #		
<b>FIAT - DUCATO Pritsche/Fahrgestell (250_, 290_) 07/06→</b>							
 <b>Bremssattel</b>							
100 Multijet 2,2 D 120 Multijet 2,3 D 120 Multijet 2,3 D 4x4 140 Multijet 3,0 D 160 Multijet 3,0 D 160 Multijet 3,0 D	74 88 88 103 115 116	07/06→ 07/06→ 03/10→ 07/06→07/14 07/06→12/11 07/06→	← ← ← ← ← ← → →	☐; 03/11→; Nutzlast leicht 17Q; Baumuster: 35; Nutzlast [kg]: 1.700; nicht für erhöhte Nutzlast ☐; Nutzlast leicht 17Q; → 02/11; Baumuster: 35; Nutzlast [kg]: 1.700; nicht für erhöhte Nutzlast ☐; Nutzlast leicht 17Q; → 02/11; Baumuster: 35; Nutzlast [kg]: 1.700; nicht für erhöhte Nutzlast ☐; Nutzlast schwer 17Q; Baumuster: 35; Nutzlast [kg]: 1.700; für erhöhte Nutzlast ☐; Nutzlast schwer 17Q; Baumuster: 35; Nutzlast [kg]: 1.700; für erhöhte Nutzlast ☐; Nutzlast 11Q/15Q/17Q; Nutzlast ab [kg] 1.100 Nutzlast bis [kg] 1.700; Baumuster: 30/33/35 ☐; Nutzlast 11Q/15Q/17Q; Nutzlast ab [kg] 1.100 Nutzlast bis [kg] 1.700; Baumuster: 30/33/35	24.3521-1711.5 240755 24.3521-1711.5 240755 24.3521-1712.5 240756 24.3521-1713.5 240762 24.3521-1714.5 240763 24.3481-1811.5 240758 24.3481-1812.5 240759	BRE - Halter BRE - Halter BRE - Halter - Halter - Halter BOS - Halter BOS - Halter	
110 Multijet 2,3 D 110 Multijet 2,3 D 115 Multijet 2,0 D 180 Multijet 3,0 D	82 83 85 130	08/06→ 10/11→ 06/11→ 06/11→	← ← ← → →	☐; Nutzlast leicht 17Q; Nutzlast [kg]: 1.700; nicht für erhöhte Nutzlast ☐; Nutzlast schwer 17Q; Baumuster: 35; Nutzlast [kg]: 1.700; für erhöhte Nutzlast ☐; Nutzlast schwer 17Q; Baumuster: 35; Nutzlast [kg]: 1.700; für erhöhte Nutzlast ☐; Nutzlast 11Q/15Q/17Q; Nutzlast ab [kg] 1.100 Nutzlast bis [kg] 1.700; Baumuster: 30/33/35 ☐; Nutzlast 11Q/15Q/17Q; Nutzlast ab [kg] 1.100 Nutzlast bis [kg] 1.700; Baumuster: 30/33/35	24.3521-1711.5 240755 24.3521-1713.5 240762 24.3521-1714.5 240763 24.3481-1811.5 240758 24.3481-1812.5 240759	BRE - Halter - Halter - Halter BOS - Halter BOS - Halter	
130 Multijet 2,3 D	96	07/06→	← ← ← ← ← → →	☐; 01/07→; Nutzlast leicht 17Q; → 02/11; Baumuster: 35; Nutzlast [kg]: 1.700; nicht für erhöhte Nutzlast ☐; 03/11→; Nutzlast leicht 17Q; Baumuster: 35; Nutzlast [kg]: 1.700; nicht für erhöhte Nutzlast ☐; 01/07→; Nutzlast leicht 17Q; → 02/11; Baumuster: 35; Nutzlast [kg]: 1.700; nicht für erhöhte Nutzlast ☐; 01/07→; Nutzlast schwer 17Q; Baumuster: 35; Nutzlast [kg]: 1.700; für erhöhte Nutzlast ☐; 01/07→; Nutzlast schwer 17Q; Baumuster: 35; Nutzlast [kg]: 1.700; für erhöhte Nutzlast ☐; 01/07→; Nutzlast 11Q/15Q/17Q; Nutzlast ab [kg] 1.100 Nutzlast bis [kg] 1.700; Baumuster: 30/33/35 ☐; 01/07→; Nutzlast 11Q/15Q/17Q; Nutzlast ab [kg] 1.100 Nutzlast bis [kg] 1.700; Baumuster: 30/33/35	24.3521-1711.5 240755 24.3521-1711.5 240755 24.3521-1712.5 240756 24.3521-1713.5 240762 24.3521-1714.5 240763 24.3481-1811.5 240758 24.3481-1812.5 240759	BRE - Halter BRE - Halter BRE - Halter - Halter - Halter BOS - Halter BOS - Halter	
140 Multijet 2,3 D 150 Multijet 2,3 D 150 Multijet 2,3 D 160 Multijet 2,3 D 180 Multijet 2,3 D	103 109 110 118 130	05/19→ 06/11→ 12/15→ 05/19→ 12/15→	← ← ← → →	☐; Nutzlast leicht 17Q; Nutzlast [kg]: 1.700; nicht für erhöhte Nutzlast; Baumuster: 35 ☐; Nutzlast schwer 17Q; Baumuster: 35; Nutzlast [kg]: 1.700; für erhöhte Nutzlast ☐; Nutzlast schwer 17Q; Baumuster: 35; Nutzlast [kg]: 1.700; für erhöhte Nutzlast ☐; Nutzlast 11Q/15Q/17Q; Nutzlast ab [kg] 1.100 Nutzlast bis [kg] 1.700; Baumuster: 30/33/35 ☐; Nutzlast 11Q/15Q/17Q; Nutzlast ab [kg] 1.100 Nutzlast bis [kg] 1.700; Baumuster: 30/33/35	24.3521-1711.5 240755 24.3521-1713.5 240762 24.3521-1714.5 240763 24.3481-1811.5 240758 24.3481-1812.5 240759	BRE - Halter - Halter - Halter BOS - Halter BOS - Halter	
140 Natural Power	100	04/09→	← ←	☐; 03/11→; Nutzlast leicht 17Q; Baumuster: 35; Nutzlast [kg]: 1.700; nicht für erhöhte Nutzlast ☐; Nutzlast leicht 17Q; → 02/11; Baumuster: 35; Nutzlast [kg]: 1.700; nicht für erhöhte Nutzlast	24.3521-1711.5 240755 24.3521-1711.5 240755	BRE - Halter BRE - Halter	
↓							

**FIAT - DUCATO Pritsche/Fahrgestell (250\_, 290\_) 07/06→**

**Bremssattel**

140 Natural Power	100	04/09→	←	☐; Nutzlast leicht 17Q; → 02/11; Baumuster: 35; Nutzlast [kg]: 1.700; nicht für erhöhte Nutzlast	24.3521-1712.5	240756	BRE - Halter
			←	☐; Nutzlast schwer 17Q; Nutzlast [kg]: 1.700; für erhöhte Nutzlast	24.3521-1713.5	240762	- Halter
			←	☐; Nutzlast schwer 17Q; Nutzlast [kg]: 1.700; für erhöhte Nutzlast	24.3521-1714.5	240763	- Halter
			→	☐; Nutzlast 11Q/15Q/17Q; Nutzlast ab [kg] 1.100 Nutzlast bis [kg] 1.700; Baumuster: 30/33/35	24.3481-1811.5	240758	BOS - Halter
			→	☐; Nutzlast 11Q/15Q/17Q; Nutzlast ab [kg] 1.100 Nutzlast bis [kg] 1.700; Baumuster: 30/33/35	24.3481-1812.5	240759	BOS - Halter
150 Multijet 3,0 D	107	04/10→	←	☐; 03/11→; Nutzlast leicht 17Q; Nutzlast [kg]: 1.700; nicht für erhöhte Nutzlast	24.3521-1711.5	240755	BRE - Halter
			←	☐; Nutzlast leicht 17Q; → 02/11; Baumuster: 35; Nutzlast [kg]: 1.700; nicht für erhöhte Nutzlast	24.3521-1711.5	240755	BRE - Halter
			←	☐; Nutzlast leicht 17Q; → 02/11; Baumuster: 35; Nutzlast [kg]: 1.700; nicht für erhöhte Nutzlast	24.3521-1712.5	240756	BRE - Halter
			←	☐; Nutzlast schwer 17Q; Baumuster: 35; Nutzlast [kg]: 1.700; für erhöhte Nutzlast	24.3521-1713.5	240762	- Halter
			←	☐; Nutzlast schwer 17Q; Baumuster: 35; Nutzlast [kg]: 1.700; für erhöhte Nutzlast	24.3521-1714.5	240763	- Halter
			→	☐; Nutzlast 11Q/15Q/17Q; Nutzlast ab [kg] 1.100 Nutzlast bis [kg] 1.700; Baumuster: 30/33/35	24.3481-1811.5	240758	BOS - Halter
			→	☐; Nutzlast 11Q/15Q/17Q; Nutzlast ab [kg] 1.100 Nutzlast bis [kg] 1.700; Baumuster: 30/33/35	24.3481-1812.5	240759	BOS - Halter

**Bremsschlauch**

100 Multijet 2,2 D	74	07/06→	←		2	24.5112-0492.3	331217	L= 492
110 Multijet 2,3 D	82	08/06→	→	kurzer Radstand	2	24.5112-0417.3	331298	L= 417
110 Multijet 2,3 D	83	10/11→	→	langer Radstand	2	83.7101-9489.3	330906	L= 488,5
115 Multijet 2,0 D	85	06/11→						
120 Multijet 2,3 D	88	07/06→						
120 Multijet 2,3 D 4x4	88	03/10→						
140 Multijet 2,3 D	103	05/19→						
140 Multijet 3,0 D	103	07/06→07/14						
140 Natural Power	100	04/09→						
150 Multijet 2,3 D	109	06/11→						
150 Multijet 2,3 D	110	12/15→						
150 Multijet 3,0 D	107	04/10→						
160 Multijet 2,3 D	118	05/19→						
160 Multijet 3,0 D	115	07/06→12/11						
160 Multijet 3,0 D	116	07/06→						
180 Multijet 2,3 D	130	12/15→						
180 Multijet 3,0 D	130	06/11→						
130 Multijet 2,3 D	96	07/06→	←	01/07→	2	24.5112-0492.3	331217	L= 492
			→	01/07→; kurzer Radstand	2	24.5112-0417.3	331298	L= 417
			→	01/07→; langer Radstand	2	83.7101-9489.3	330906	L= 488,5

**FIAT - FIORINO Kasten/Großraumlimousine (146\_) 01/88→**













**Bremsschlauch**

60 1.7 D	42	05/88→10/96	←	09/93→	2	24.5112-0355.3	330758	L= 355
60 1.7 D	44	05/88→05/00						
65 1.7 TD	46	01/97→05/01	←	→ 03/01	2	24.5112-0355.3	330758	L= 355
70 i.e. 1.4	49	05/94→05/01						
75 i.e. 1.6	55	10/93→05/01						

**FIAT - FIORINO Kasten/Großraumlimousine (225\_) 01/07→**

**Bremssattel**

1.3 D Multijet (225BXD1A, 225BxB1A, 225BxB11)	55	11/07→	←	☐; 09/08→	24.3541-1769.5	240601	BOS - Halter
			←	☐; 09/08→	24.3541-1770.5	240602	BOS - Halter
1.4 (225BXA1A, 225BXF1A)	54	11/07→					
1.3 D Multijet (225BXE1A)	70	07/09→	←	☐; 07/10→	24.3541-1829.5	240721	BOS - Halter
			←	☐; 07/10→	24.3541-1830.5	240722	BOS - Halter
1.3 D Multijet (225CXG1A, 225AXL1A, ↓)	59	03/15→	←	☐	24.3541-1769.5	240601	BOS - Halter

	kw					! #		
<b>FIAT - FIORINO Kasten/Großraumlimousine (225_) 01/07→</b>								
 <b>Bremssattel</b>								
225AXG11, 225BXL1A,... 1.4 (225AXA1A, 225BXA1A) 1.4 Natural Power (225AXC1A, 225BXC1A)	57 51	10/09→ 06/08→	←	☐			24.3541-1770.5 240602	BOS - Halter
1.4 Natural Power (225BXC1A, 225AXC1A)	57	06/08→	←	☐; 10/09→			24.3541-1769.5 240601	BOS - Halter
			←	☐; 10/09→			24.3541-1770.5 240602	BOS - Halter
 <b>Bremsschlauch</b>								
1.3 D Multijet (225BXD1A, 225BXB1A, 225BXB11) 1.4 (225BXA1A, 225BXF1A)	55 54	11/07→	←	09/08→		2	24.5112-0402.3 331297	L= 402
			→	09/08→		2	24.5228-0181.3 331279	L= 180
1.3 D Multijet (225BXE1A)	70	07/09→	←	07/10→		2	24.5112-0402.3 331297	L= 402
			→	07/10→		2	24.5228-0181.3 331279	L= 180
1.3 D Multijet (225CXG1A, 225AXL1A, 225AXG11, 225BXL1A,... 1.4 (225AXA1A, 225BXA1A) 1.4 Natural Power (225AXC1A, 225BXC1A)	59 57 51	03/15→ 10/09→ 06/08→	←			2	24.5112-0402.3 331297	L= 402
			→			2	24.5228-0181.3 331279	L= 180
1.4 Natural Power (225BXC1A, 225AXC1A)	57	06/08→	←	10/09→		2	24.5112-0402.3 331297	L= 402
			→	10/09→		2	24.5228-0181.3 331279	L= 180
<b>FIAT - FIORINO Pick up (146_) 01/88→05/01</b>								
 <b>Bremsschlauch</b>								
1.4 1.6 1.7 TD	49 55 46	05/94→05/01 01/94→05/01 01/97→05/01	←	→ 03/01		2	24.5112-0355.3 330758	L= 355
1.7 D	42	10/93→10/99	←			2	24.5112-0355.3 330758	L= 355
1.7 D	44	05/88→10/99	←	09/93→		2	24.5112-0355.3 330758	L= 355
<b>FIAT - GRANDE PUNTO (199_) 06/05→</b>								
 <b>Bremssattel</b>								
1.3 D Multijet 1.4 (199AXB11, 199AXB1A, 199BXB1A, 199AXL1A) 1.4 16V (199BXG1B, 199AXG1B) 1.4 LPG 1.4 Natural Power	51 57 70 57 57	07/08→ 06/05→12/15 10/05→08/11 12/08→ 07/08→	←	☐; → 01/11			24.3541-1769.5 240601	BOS - Halter
1.3 D Multijet	55	10/05→	←	☐; → 01/11			24.3541-1770.5 240602	BOS - Halter
1.3 D Multijet 1.4 T-Jet (199AXM1A, 199BXM1A, 199BXN1A) 1.6 D Multijet 1.9 D Multijet	62 88 88 88	04/10→ 09/07→ 07/08→ 10/05→	←	☐; → 01/11			24.3541-1829.5 240721	BOS - Halter
			←	☐; → 01/11			24.3541-1830.5 240722	BOS - Halter
1.3 D Multijet (199.AXD11, 199.AXD1A, 199.AXD1B,... 1.9 D Multijet	66 85	10/05→12/10 06/06→12/09	←	☐			24.3541-1829.5 240721	BOS - Halter
			←	☐			24.3541-1830.5 240722	BOS - Halter
1.4 (199AXB1A)	55	10/05→07/07	←	☐			24.3541-1769.5 240601	BOS - Halter
			←	☐			24.3541-1770.5 240602	BOS - Halter
1.9 D Multijet	96	10/05→	←	☐; 02/06→ 01/11			24.3541-1829.5 240721	BOS - Halter
			←	☐; 02/06→ 01/11			24.3541-1830.5 240722	BOS - Halter
 <b>Bremsschlauch</b>								
1.2 1.2 1.3 D Multijet 1.3 D Multijet 1.4 (199AXB11, 199AXB1A, 199BXB1A, 199AXL1A) ↓	48 51 51 62 57	10/05→ 09/10→ 07/08→ 04/10→ 06/05→12/15	←	→ 01/11		2	24.5112-0402.3 331297	L= 402
			→	am Bremssattel; → 01/11		2	24.5112-0142.3 331016	L= 142
			→	→ 01/11		2	24.5228-0216.3 330908	L= 215

### FIAT - GRANDE PUNTO (199\_) 06/05→

#### Bremsschlauch

1.4 16V (199BXG1B, 199AXG1B) 1.4 LPG 1.4 Natural Power 1.4 T-Jet (199AXM1A, 199BXM1A, 199BXN1A) 1.6 D Multijet 1.9 D Multijet	70	10/05→08/11	←	→ 01/11	2	24.5112-0402.3	331297	L= 402
	57	12/08→	→	am Bremssattel; → 01/11	2	24.5112-0142.3	331016	L= 142
	57	07/08→	→	→ 01/11	2	24.5228-0216.3	330908	L= 215
1.3 D Multijet	55	10/05→	←	04/08→ 01/11	2	24.5112-0402.3	331297	L= 402
			→	am Bremssattel; 04/08→ 01/11	2	24.5112-0142.3	331016	L= 142
			→	04/08→ 01/11	2	24.5228-0216.3	330908	L= 215
1.3 D Multijet (199.AXD11, 199.AXD1A, 199.AXD1B,...) 1.4 (199AXB1A) 1.9 D Multijet	66	10/05→12/10	←		2	24.5112-0402.3	331297	L= 402
	55	10/05→07/07	→	am Bremssattel	2	24.5112-0142.3	331016	L= 142
	85	06/06→12/09	→		2	24.5228-0216.3	330908	L= 215
1.9 D Multijet	96	10/05→	←	02/06→ 01/11	2	24.5112-0402.3	331297	L= 402
			→	am Bremssattel; 02/06→ 01/11	2	24.5112-0142.3	331016	L= 142
			→	02/06→ 01/11	2	24.5228-0216.3	330908	L= 215

### FIAT - GRANDE PUNTO Van (199\_) 10/05→06/13

#### Bremssattel

1.3 JTD Multijet (199CXC1A)	55	02/06→06/13	←	☐; → 01/11	24.3541-1829.5	240721	BOS - Halter
			←	☐; → 01/11	24.3541-1830.5	240722	BOS - Halter
1.3 JTD Multijet (199CXD1B)	66	02/06→08/10	←	☐	24.3541-1829.5	240721	BOS - Halter
			←	☐	24.3541-1830.5	240722	BOS - Halter
1.4 (199CXB1A, 199DXB1A) 1.4 LPG (199CXB1A, 199DXB1A) 1.4 Natural Power (199BXB1A)	57	02/06→06/13	←	☐; → 01/11	24.3541-1769.5	240601	BOS - Halter
	57	03/09→12/12	←	☐; → 01/11	24.3541-1770.5	240602	BOS - Halter
	57	03/09→12/12					

#### Bremsschlauch

1.3 JTD Multijet (199CXC1A) 1.4 (199CXB1A, 199DXB1A) 1.4 LPG (199CXB1A, 199DXB1A) 1.4 Natural Power (199BXB1A)	55	02/06→06/13	←	→ 01/11	2	24.5112-0402.3	331297	L= 402
	57	02/06→06/13	→	am Bremssattel; → 01/11	2	24.5112-0142.3	331016	L= 142
	57	03/09→12/12	→	→ 01/11	2	24.5228-0216.3	330908	L= 215
1.3 JTD Multijet (199CXD1B)	66	02/06→08/10	←		2	24.5112-0402.3	331297	L= 402
			→	am Bremssattel	2	24.5112-0142.3	331016	L= 142
			→		2	24.5228-0216.3	330908	L= 215













### FIAT - IDEA (350\_) 12/03→

#### Bremssattel

1.2 16V 1.3 D Multijet 1.4 16V	59	01/04→	←	☐; → 02/08	24.3541-1811.5	240429	BOS - Halter
	51	01/04→	←	☐; → 02/08	24.3541-1812.5	240430	BOS - Halter
1.4	57	10/05→	←	☐; 11/05→ 02/08	24.3541-1811.5	240429	BOS - Halter
			←	☐; 11/05→ 02/08	24.3541-1812.5	240430	BOS - Halter
1.4	66	12/03→	←	☐; 01/04→ 02/08	24.3541-1811.5	240429	BOS - Halter
			←	☐; 01/04→ 02/08	24.3541-1812.5	240430	BOS - Halter
1.4 LPG	57	03/09→	←	☐; 06/09→ 07/12	24.3541-1811.5	240429	BOS - Halter
			←	☐; 06/09→ 07/12	24.3541-1812.5	240430	BOS - Halter
1.6 D Multijet	88	05/08→	→	☐; → 07/12	24.3347-1715.5	240719	TRW - Halter
			→	☐; → 07/12	24.3347-1716.5	240720	TRW - Halter














#### Bremsschlauch

1.2 16V 1.3 D Multijet 1.4 16V 1.9 JTD	59	01/04→	☐; → 02/08	2	83.7201-9173.3	330868	L= 173
	51	01/04→	←	→ 02/08	2	24.5112-0456.3	330875
1.3 D Multijet ↓	70	01/04→					
74	01/04→						
1.3 D Multijet	66	10/05→	☐; 11/05→ 02/08	2	83.7201-9173.3	330868	L= 173











	kw			 	! #		
<b>FIAT - IDEA (350_) 12/03→</b>							
 <b>Bremsschlauch</b>							
1.4	57	10/05→	←	11/05→ 02/08	2	24.5112-0456.3 330875	L= 455
1.3 D Multijet	70	05/08→12/12	□; → 07/12		2	83.7201-9173.3 330868	L= 173
1.4 LPG	57	03/09→	←	→ 07/12	2	24.5112-0456.3 330875	L= 455
1.4	66	12/03→	□; 01/04→ 02/08		2	83.7201-9173.3 330868	L= 173
			←	01/04→ 02/08	2	24.5112-0456.3 330875	L= 455
1.6 D Multijet	88	05/08→	□; → 07/12		2	83.7201-9173.3 330868	L= 173
			←	→ 07/12	2	24.5112-0456.3 330875	L= 455
			→	↓; → 07/12	2	24.5112-0220.3 330613	L= 220
<b>FIAT - LINEA (323_, 110_) 10/06→</b>							
 <b>Bremssattel</b>							
1.3 D Multijet (323AXB11, 323AXB1A)	66	06/07→	←	□; 07/07→ 05/11		24.3541-1769.5 240601	BOS - Halter
1.3 JTD Multijet (323AXB1A)	63	10/06→	←	□; 07/07→ 05/11		24.3541-1770.5 240602	BOS - Halter
1.4	57	06/07→					
1.4 T-Jet (323AXC1A)	88	05/07→	←	□; → 05/11		24.3541-1829.5 240721	BOS - Halter
1.6 D Multijet	77	06/09→	←	□; → 05/11		24.3541-1830.5 240722	BOS - Halter
			→	□; → 05/11		24.3384-1741.5 240924	TRW - Halter
			→	□; → 05/11		24.3384-1742.5 240925	TRW - Halter
1.6 (323.AXF1A)	81	10/11→	←	□		24.3541-1829.5 240721	BOS - Halter
			←	□		24.3541-1830.5 240722	BOS - Halter
			→	□		24.3384-1741.5 240924	TRW - Halter
			→	□		24.3384-1742.5 240925	TRW - Halter
 <b>Bremsschlauch</b>							
1.3 D Multijet (323AXB11, 323AXB1A)	66	06/07→	←	07/07→ 05/11	2	24.5112-0402.3 331297	L= 402
1.3 JTD Multijet (323AXB1A)	63	10/06→	→	07/07→ 05/11	2	24.5228-0181.3 331279	L= 180
1.4	57	06/07→					
1.4 T-Jet (323AXC1A)	88	05/07→	←	→ 05/11	2	24.5112-0402.3 331297	L= 402
1.6 D Multijet	77	06/09→	→	→ 05/11	2	24.5228-0181.3 331279	L= 180
1.6 (323.AXF1A)	81	10/11→	←		2	24.5112-0402.3 331297	L= 402
			→		2	24.5228-0181.3 331279	L= 180
<b>FIAT - MAREA (185_) 05/96→12/07</b>							
 <b>Bremssattel</b>							
1.2 16V	60	10/98→05/02	←	□; 04/99→		24.3541-1787.5 240289	ATE - Halter
			←	□; 04/99→		24.3541-1788.5 240290	ATE - Halter
1.4 80 12V	59	09/96→05/02	←	□		24.3541-1787.5 240289	ATE - Halter
1.6 100 16V	76	09/96→05/02					
1.6 100 16V Bipower	76	04/99→05/02	←	□		24.3541-1788.5 240290	ATE - Halter
1.9 TD 75	55	09/96→05/02					
1.8 115 16V	83	09/96→05/02	←	□		24.3541-1789.5 240291	ATE - Halter
1.9 JTD 105 (185AXN1A)	77	12/98→12/02	←	□		24.3541-1790.5 240292	ATE - Halter
1.9 JTD 110 (185AXT1A)	81	09/00→08/02					
1.9 TD 100 (185AX_)	74	05/96→12/02					
 <b>Bremsschlauch</b>							
1.2 16V	60	10/98→05/02	←	04/99→	2	24.5112-0407.3 331459	L= 410
			→	04/99→	2	24.5228-0223.3 330530	L= 223
1.4 80 12V	59	09/96→05/02	←		2	24.5112-0407.3 331459	L= 410
1.6 100 16V	76	09/96→05/02					
1.6 100 16V Bipower	76	04/99→05/02	→		2	24.5228-0223.3 330530	L= 223
1.8 115 16V	83	09/96→05/02					
1.9 JTD 105 (185AXN1A)	77	12/98→12/02					
1.9 JTD 110 (185AXT1A)	81	09/00→08/02					
1.9 TD 100 (185AX_)	74	05/96→12/02					
1.9 TD 75	55	09/96→05/02					
2.0 150 20V	108	09/96→04/99					
2.0 150 20V ↓	110	01/01→05/02					






































	kw					! #		
<b>FIAT - MAREA (185_) 05/96→12/07</b>								
 <b>Bremsschlauch</b>								
2.0 155 20V	113	04/99→01/01	←			2	24.5112-0407.3 331459	L= 410
2.4 JTD 130	96	04/99→05/02						
2.4 TD 125	91	09/96→04/99	→			2	24.5228-0223.3 330530	L= 223
<b>FIAT - MAREA Weekend (185_) 09/96→12/07</b>								
 <b>Bremssattel</b>								
1.2 16V	60	10/98→05/02	←	☐; 04/99→			24.3541-1789.5 240291	ATE - Halter
			←	☐; 04/99→			24.3541-1790.5 240292	ATE - Halter
1.4 80 12V	59	09/96→05/02	←	☐			24.3541-1787.5 240289	ATE - Halter
1.9 TD 75	55	09/96→05/02	←	☐			24.3541-1788.5 240290	ATE - Halter
1.6 100 16V	76	09/96→05/02	←	☐			24.3541-1789.5 240291	ATE - Halter
1.8 115 16V	83	09/96→05/02	←	☐				
1.9 JTD 105 (185BXN1A)	77	12/98→12/02	←	☐			24.3541-1790.5 240292	ATE - Halter
1.9 JTD 110 (185BXT1A)	81	09/00→08/02						
1.9 TD 100 (185BX_)	74	09/96→06/03						
 <b>Bremsschlauch</b>								
1.2 16V	60	10/98→05/02	←	04/99→		2	24.5112-0407.3 331459	L= 410
			→	04/99→		2	24.5228-0223.3 330530	L= 223
1.4 80 12V	59	09/96→05/02	←			2	24.5112-0407.3 331459	L= 410
1.6 100 16V	76	09/96→05/02						
1.8 115 16V	83	09/96→05/02	→			2	24.5228-0223.3 330530	L= 223
1.9 JTD 105 (185BXN1A)	77	12/98→12/02						
1.9 JTD 110 (185BXT1A)	81	09/00→08/02						
1.9 TD 100 (185BX_)	74	09/96→06/03						
1.9 TD 75	55	09/96→05/02						
2.0 150 20V	108	09/96→04/99						
2.0 150 20V	110	01/01→05/02						
2.4 JTD 130	96	04/99→05/02						
2.4 TD 125	91	09/96→04/99						
2.0 155 20V	113	04/99→02/03	←	→ 12/02		2	24.5112-0407.3 331459	L= 410
			→	→ 12/02		2	24.5228-0223.3 330530	L= 223
<b>FIAT - MULTIPLA (186_) 04/99→06/10</b>								
 <b>Bremsschlauch</b>								
1.6 (186AXC1A, 186BMC1A, 186BXC1A)	76	09/00→06/10	←			2	24.5112-0437.3 330886	L= 435
1.6 100 16V (186AXA1A)	76	04/99→06/10	→			2	24.5228-0223.3 330530	L= 223
1.6 16V (186AGB1A)	70	04/02→06/10						
1.6 16V Bipower (186AMB1A)	76	04/99→06/10						
1.6 16V Bipower (186AXC1A)	76	10/01→06/10						
1.6 16V Blupower (186AMA1A)	70	04/99→06/10						
1.6 16V GPL	76	10/01→06/10						
1.9 JTD (186AXE1A)	88	04/02→06/10						
1.9 JTD 105 (186AXB1A)	77	04/99→06/10						
1.9 JTD 110	81	03/01→07/02						
1.9 JTD 115	85	07/02→06/10						
<b>FIAT - PALIO (178_) 04/96→</b>								
 <b>Bremsschlauch</b>								
1.2	44	07/97→08/02	←	10/97→		2	24.5112-0460.3 330599	L= 460
			→	10/97→		2	24.5112-0220.3 330613	L= 220
1.2	50	06/99→10/00	←			2	24.5112-0460.3 330599	L= 460
			→			2	24.5112-0220.3 330613	L= 220
<b>FIAT - PALIO Weekend (178_, 173_, 373_, 374_, 171_) 04/96→</b>								
 <b>Bremsschlauch</b>								
1.2	54	04/96→02/01	←	10/97→		2	24.5112-0460.3 330599	L= 460
1.2 (178DYA1A, 178DXS1A)	44	07/97→10/04	→	10/97→		2	24.5112-0220.3 330613	L= 220
1.6 16V (178DXD1A)	74	06/96→02/01						
1.7 TD	51	04/96→03/01						























	kw			 	! #		
<b>FIAT - PALIO Weekend (178_, 173_, 373_, 374_, 171_) 04/96→</b>							
 <b>Bremsschlauch</b>							
1.2 (178DYE1A, 178DYE1AAP, 178DYE1AAT)	59	09/01→10/04	←		2	24.5112-0460.3 330599	L= 460
			→		2	24.5112-0220.3 330613	L= 220
1.6 16V	76	02/01→01/12	←	→ 12/06	2	24.5112-0460.3 330599	L= 460
1.9 D	46	03/01→	←		2	24.5112-0460.3 330599	L= 460
1.9 JTD	59	09/01→	→	→ 12/06	2	24.5112-0220.3 330613	L= 220
<b>FIAT - PANDA / PANDA CLASSIC (169_) 09/03→</b>							
 <b>Bremssattel</b>							
1.1 (169.AXA1A)	40	09/03→	←	☐; → 06/07		24.3481-1743.5 240305	BDX - Halter
1.2 (169.AXB11, 169.AXB1A)	44	09/03→	←	☐; 07/07→ 06/13		24.3481-1743.5 240305	BDX - Halter
			←	☐; 07/07→ 06/13		24.3481-1744.5 240306	BDX - Halter
			←	☐; → 06/07		24.3481-1744.5 240306	BDX - Halter
1.2 (169AXF2A, 169AXF1A)	51	03/10→08/13	←	☐; → 06/13		24.3481-1743.5 240305	BDX - Halter
			←	☐; → 06/13		24.3481-1744.5 240306	BDX - Halter
1.2 4x4 (169.AXB2A)	44	10/04→	→	☐; → 06/13		24.3347-1715.5 240719	TRW - Halter
			→	☐; → 06/13		24.3347-1716.5 240720	TRW - Halter
1.2 4x4 (169AXF2A, 169AXF1A)	51	04/10→08/13	←	☐		24.3481-1743.5 240305	BDX - Halter
			←	☐		24.3481-1744.5 240306	BDX - Halter
			→	☐; 10/10→ 06/13		24.3347-1715.5 240719	TRW - Halter
			→	☐; 10/10→ 06/13		24.3347-1716.5 240720	TRW - Halter
1.2 LPG (169.AXB1A)	44	04/09→	←	☐		24.3481-1743.5 240305	BDX - Halter
1.2 LPG (169CXF1A)	51	11/10→08/13	←	☐		24.3481-1744.5 240306	BDX - Halter
1.2 Natural Power (169.AXB1A)	44	01/07→12/11	←	☐		24.3481-1744.5 240306	BDX - Halter
1.4 Natural Power (169AXH1A)	57	09/10→08/13					
1.3 D Multijet 4x4 (169.AXC2A)	51	10/04→	←	☐; 04/06→ 08/11		24.3541-1769.5 240601	BOS - Halter
			←	☐; → 06/13		24.3541-1769.5 240601	BOS - Halter
			←	☐; → 06/13		24.3541-1770.5 240602	BOS - Halter
			←	☐; 04/06→ 08/11		24.3541-1770.5 240602	BOS - Halter
			→	☐; 04/06→ 08/11		24.3347-1715.5 240719	TRW - Halter
			→	☐; → 06/13		24.3347-1715.5 240719	TRW - Halter
			→	☐; 04/06→ 08/11		24.3347-1716.5 240720	TRW - Halter
			→	☐; → 06/13		24.3347-1716.5 240720	TRW - Halter
1.3 JTD Multijet 4x4 (169AXG1A, 169AXG2A)	55	09/10→08/13	←	☐; → 06/13		24.3541-1769.5 240601	BOS - Halter
			←	☐; → 06/13		24.3541-1770.5 240602	BOS - Halter
			→	☐; → 06/13		24.3347-1715.5 240719	TRW - Halter
			→	☐; → 06/13		24.3347-1716.5 240720	TRW - Halter
1.4 (169AXE1B)	74	10/06→	←	☐; 11/06→ 06/13		24.3541-1769.5 240601	BOS - Halter
			←	☐; 11/06→ 06/13		24.3541-1770.5 240602	BOS - Halter
			→	☐; 11/06→ 06/13		24.3347-1715.5 240719	TRW - Halter
			→	☐; 11/06→ 06/13		24.3347-1716.5 240720	TRW - Halter
 <b>Bremsschlauch</b>							
1.1 (169.AXA1A)	40	09/03→	←	→ 06/13	2	24.5112-0440.3 330887	L= 440
1.2 (169.AXB11, 169.AXB1A)	44	09/03→	→	→ 06/13	2	24.5228-0165.3 330879	L= 165
1.2 (169AXF2A, 169AXF1A)	51	03/10→08/13					
1.2 LPG (169.AXB1A)	44	04/09→					
1.2 LPG (169CXF1A)	51	11/10→08/13					
1.3 D Multijet (169.AXC1A)	51	09/03→					
1.3 D Multijet (169AXG1A, 169AXD1A)	55	06/06→08/13					
1.4 Natural Power (169AXH1A)	57	09/10→08/13					
1.2 4x4 (169.AXB2A)	44	10/04→	←	→ 06/13	2	24.5119-0477.3 330991	L= 477
1.3 JTD Multijet 4x4 (169AXG1A, 169AXG2A)	55	09/10→08/13	→	→ 06/13	2	83.7101-9219.3 330903	L= 218,5
1.2 4x4 (169AXF2A, 169AXF1A)	51	04/10→08/13	←	10/10→ 06/13	2	24.5119-0477.3 330991	L= 477

	kW					! #		
<b>FIAT - PANDA / PANDA CLASSIC (169_) 09/03→</b>								
 <b>Bremsschlauch</b>								
1.2 4x4 (169AXF2A, 169AXF1A)	51	04/10→08/13	➔	10/10→06/13	2	83.7101-9219.3	330903	L= 218,5
1.2 Natural Power (169.AXB1A)	44	01/07→12/11	➔		2	24.5112-0440.3	330887	L= 440
			➔		2	24.5228-0165.3	330879	L= 165
1.3 D Multijet 4x4 (169.AXC2A)	51	10/04→	➔	→ 06/13	2	24.5119-0477.3	330991	L= 477
			➔	04/06→08/11	2	24.5119-0477.3	330991	L= 477
			➔	→ 06/13	2	83.7101-9219.3	330903	L= 218,5
			➔	04/06→08/11	2	83.7101-9219.3	330903	L= 218,5
1.4 (169AXE1B)	74	10/06→	➔	11/06→06/13	2	24.5112-0440.3	330887	L= 440
			➔	11/06→06/13	2	24.5228-0165.3	330879	L= 165
<b>FIAT - PANDA (141_) 03/80→07/04</b>								
 <b>Bremsschlauch</b>								
1000 i.e. Cat	33	10/87→08/98	➔		2	24.5112-0433.3	330522	L= 434
			➔	→ 12/92	2	24.5112-0433.3	330522	L= 434
			➔		2	24.5112-0185.3	330654	L= 185 + Halter
			➔	→ 12/92	2	24.5112-0185.3	330654	L= 185 + Halter
1100 900	37 29	05/91→12/99 04/92→12/96	➔		2	24.5112-0433.3	330522	L= 434
			➔		2	24.5112-0185.3	330654	L= 185 + Halter
1100 1100 4x4 1100 Trekking 4x4	40 40 37	02/95→09/03 02/95→07/04 10/91→07/04	➔	→ 12/02	2	24.5112-0433.3	330522	L= 434
			➔	→ 12/02	2	24.5112-0185.3	330654	L= 185 + Halter
			➔		2	24.5112-0433.3	330522	L= 434
750	25	01/86→10/03	➔	→ 12/97	2	24.5112-0433.3	330522	L= 434
			➔	→ 12/97	2	24.5112-0185.3	330654	L= 185 + Halter
<b>FIAT - PANDA (312_, 319_) 02/12→</b>								
 <b>Bremssattel</b>								
0.9 (312PXH1A)	48	02/12→	➔	☐		24.3541-9831.5	241027	ATE - Halter
0.9 (312PXP1A)	44	12/13→	➔	☐		24.3541-9832.5	241028	ATE - Halter
0.9 Natural Power (312PXN1A)	51	03/19→						
1.2 (312PXA1A)	51	02/12→						
1.2 LPG (312PXA1A)	51	06/12→						
<b>Feder, Bremssattel</b>								
0.9 (312PXG1A)	63	02/12→	➔		2	11.8116-0264.1	390594	ATE
0.9 (312PXH1A)	48	02/12→						
0.9 (312PXN1A, 312PXN11)	57	02/12→						
0.9 (312PXN1A, 312PXN11)	59	12/13→						
0.9 (312PXP1A)	44	12/13→						
0.9 4x4 (312PXG1A)	63	09/12→						
0.9 4x4 (312PXR2B)	66	06/14→						
0.9 Natural Power (312PXG1A)	63	07/12→						
0.9 Natural Power (312PXN1A)	59	01/15→						
1.0 Mild Hybrid (312.PYD1B)	51	01/20→						
1.2 (312PXA1A)	51	02/12→						
1.2 LPG (312PXA1A)	51	06/12→						
1.3 D Multijet (312PXL1A)	55	02/12→						
1.3 D Multijet (312PXU1A, 312PXW1A)	70	04/15→						
1.3 D Multijet 4x4 (312PXL1A)	55	06/12→						
1.3 D Multijet 4x4 (312PXS2A)	59	06/14→						
1.3 D Multijet 4x4 (312PXU1A)	70	04/15→						
<b>Führungsbolzen, Bremssattel</b>								
0.9 (312PXH1A)	48	02/12→			2	11.8171-0008.1	990049	ATE
0.9 (312PXP1A)	44	12/13→						
1.2 (312PXA1A)	51	02/12→						
1.2 LPG (312PXA1A)	51	06/12→						
1.0 Mild Hybrid (312.PYD1B)	51	01/20→	➔		2	11.8171-0008.1	990049	ATE












	kw			 	! #		
<b>FIAT - PANDA (312_, 319_) 02/12→</b>							
 <b>Bremsschlauch</b>							
0.9 (312PXG1A)	63	02/12→	←		2	24.5112-0356.3 331129	L= 355
0.9 (312PXH1A)	48	02/12→					
0.9 (312PXN1A, 312PXN11)	57	02/12→					
0.9 (312PXN1A, 312PXN11)	59	12/13→					
0.9 (312PXP1A)	44	12/13→					
0.9 4x4 (312PXG1A)	63	09/12→					
0.9 4x4 (312PXR2B)	66	06/14→					
0.9 Natural Power (312PXG1A)	63	07/12→					
0.9 Natural Power (312PXN1A)	51	03/19→					
0.9 Natural Power (312PXN1A)	59	01/15→					
1.2 (312PXA1A)	51	02/12→					
1.2 LPG (312PXA1A)	51	06/12→					
1.3 D Multijet (312PXL1A)	55	02/12→					
1.3 D Multijet (312PXU1A, 312PWX1A)	70	04/15→					
1.3 D Multijet 4x4 (312PXL1A)	55	06/12→					
1.3 D Multijet 4x4 (312PXS2A)	59	06/14→					
1.3 D Multijet 4x4 (312PXU1A)	70	04/15→					
<b>FIAT - PANDA Kasten/Schrägheck (141_) 01/86→02/04</b>							
 <b>Bremsschlauch</b>							
1.1	40	09/00→02/04	←	→ 12/02	2	24.5112-0433.3 330522	L= 434
1.1 4x4	40	09/00→02/04					
1000 i.e	33	08/92→02/04	→	→ 12/02	2	24.5112-0185.3 330654	L= 185 + Halter
<b>FIAT - PANDA Kasten/Schrägheck (169_) 03/04→</b>							
 <b>Bremssattel</b>							
1.1 (169CXA1A)	40	09/04→	←	☐; → 06/07		24.3481-1743.5 240305	BDX - Halter
1.2	44	09/04→	←	☐; 07/07→ 06/13		24.3481-1743.5 240305	BDX - Halter
			←	☐; 07/07→ 06/13		24.3481-1744.5 240306	BDX - Halter
			←	☐; → 06/07		24.3481-1744.5 240306	BDX - Halter
1.2	51	09/10→	←	☐; → 06/13		24.3481-1743.5 240305	BDX - Halter
			←	☐; → 06/13		24.3481-1744.5 240306	BDX - Halter
1.2 4x4	44	09/04→	→	☐; 10/04→ 06/13		24.3347-1715.5 240719	TRW - Halter
			→	☐; 10/04→ 06/13		24.3347-1716.5 240720	TRW - Halter
1.2 4x4	51	09/10→	→	☐; 10/10→ 06/13		24.3347-1715.5 240719	TRW - Halter
			→	☐; 10/10→ 06/13		24.3347-1716.5 240720	TRW - Halter
1.2 Bipower (169CXB1A)	44	09/04→12/11	←	☐; 07/07→		24.3481-1743.5 240305	BDX - Halter
			←	☐; → 06/07		24.3481-1743.5 240305	BDX - Halter
			←	☐; 07/07→		24.3481-1744.5 240306	BDX - Halter
			←	☐; → 06/07		24.3481-1744.5 240306	BDX - Halter
1.2 LPG	44	04/09→	←	☐		24.3481-1743.5 240305	BDX - Halter
			←	☐		24.3481-1744.5 240306	BDX - Halter
1.3 D Multijet 4x4	51	10/04→12/06	←	☐		24.3541-1769.5 240601	BOS - Halter
			←	☐		24.3541-1770.5 240602	BOS - Halter
			→	☐		24.3347-1715.5 240719	TRW - Halter
			→	☐		24.3347-1716.5 240720	TRW - Halter
1.3 D Multijet 4x4	55	01/06→	←	☐; → 06/13		24.3541-1769.5 240601	BOS - Halter
			←	☐; → 06/13		24.3541-1770.5 240602	BOS - Halter
			→	☐; → 06/13		24.3347-1715.5 240719	TRW - Halter
			→	☐; → 06/13		24.3347-1716.5 240720	TRW - Halter
 <b>Bremsschlauch</b>							
1.1 (169CXA1A)	40	09/04→	←	→ 06/13	2	24.5112-0440.3 330887	L= 440
1.2	44	09/04→					
1.2	51	09/10→	→	→ 06/13	2	24.5228-0165.3 330879	L= 165
↓							

	kw					! #		
<b>FIAT - PANDA Kasten/Schrägheck (169_) 03/04→</b>								
 <b>Bremsschlauch</b>								
1.2 LPG	44	04/09→	←	→ 06/13	2	24.5112-0440.3	330887	L= 440
1.3 D Multijet	51	03/04→	→	→ 06/13	2	24.5228-0165.3	330879	L= 165
1.4 Natural Power	57	10/09→	→	→ 06/13	2	24.5228-0165.3	330879	L= 165
1.2 4x4	44	09/04→	←	10/04→ 06/13	2	24.5119-0477.3	330991	L= 477
			→	10/04→ 06/13	2	83.7101-9219.3	330903	L= 218,5
1.2 4x4	51	09/10→	←	10/10→ 06/13	2	24.5119-0477.3	330991	L= 477
			→	10/10→ 06/13	2	83.7101-9219.3	330903	L= 218,5
1.2 Bipower (169CXB1A)	44	09/04→12/11	←		2	24.5112-0440.3	330887	L= 440
1.2 Natural Power	44	01/07→11/09	→		2	24.5228-0165.3	330879	L= 165
1.2 LPG	51	09/10→	←	11/10→ 06/13	2	24.5112-0440.3	330887	L= 440
			→	11/10→ 06/13	2	24.5228-0165.3	330879	L= 165
1.3 D Multijet	55	01/06→	←	06/06→ 06/13	2	24.5112-0440.3	330887	L= 440
			→	06/06→ 06/13	2	24.5228-0165.3	330879	L= 165
1.3 D Multijet 4x4	51	10/04→12/06	←		2	24.5119-0477.3	330991	L= 477
			→		2	83.7101-9219.3	330903	L= 218,5
1.3 D Multijet 4x4	55	01/06→	←	→ 06/13	2	24.5119-0477.3	330991	L= 477
			→	→ 06/13	2	83.7101-9219.3	330903	L= 218,5
<b>FIAT - PANDA VAN (312_, 519_) 02/12→</b>								
 <b>Bremssattel</b>								
0.9 (312CXH1A, 312DXH1A)	48	02/12→	←			24.3541-9831.5	241027	ATE - Halter
1.2 (312CXA1A, 312DXA1A)	51	02/12→	←			24.3541-9832.5	241028	ATE - Halter
1.2 LPG (312CXA1A)	51	06/12→						
<b>Feder, Bremssattel</b>								
0.9 (312.PXN1A)	59	11/13→	←		2	11.8116-0264.1	390594	ATE
0.9 (312CXH1A, 312DXH1A)	48	02/12→						
0.9 (312DXG1A)	63	02/12→						
0.9 4x4 (312CXG2B)	63	09/12→						
0.9 Natural Power (312CXG1A)	59	01/15→						
0.9 Natural Power (312DXG1A)	63	07/12→						
1.2 (312CXA1A, 312DXA1A)	51	02/12→						
1.2 LPG (312CXA1A)	51	06/12→						
1.3 D Multijet (312CXL1A, 312DXL1A)	55	02/12→						
1.3 D Multijet (312PXS2A)	59	12/15→						
1.3 D Multijet 4x4 (312CXL2A)	55	06/12→						
1.3 D Multijet 4x4 (312PXS2A)	59	06/14→						
<b>Führungsbolzen, Bremssattel</b>								
0.9 (312CXH1A, 312DXH1A)	48	02/12→			2	11.8171-0008.1	990049	ATE
1.2 (312CXA1A, 312DXA1A)	51	02/12→						
1.2 LPG (312CXA1A)	51	06/12→						
 <b>Bremsschlauch</b>								
0.9 (312.PXN1A)	59	11/13→	←		2	24.5112-0356.3	331129	L= 355
0.9 (312CXH1A, 312DXH1A)	48	02/12→						
0.9 (312DXG1A)	63	02/12→						
0.9 4x4 (312CXG2B)	63	09/12→						
0.9 Natural Power (312CXG1A)	59	01/15→						
0.9 Natural Power (312DXG1A)	63	07/12→						
1.2 (312CXA1A, 312DXA1A)	51	02/12→						
1.2 LPG (312CXA1A)	51	06/12→						
1.3 D Multijet (312CXL1A, 312DXL1A)	55	02/12→						
1.3 D Multijet (312PXS2A)	59	12/15→						
↓								












	kw			 	! #		
<b>FIAT - PANDA VAN (312_, 519_) 02/12→</b>							
 <b>Bremsschlauch</b>							
1.3 D Multijet 4x4 (312CXL2A)	55	06/12→	←		2	24.5112-0356.3	331129 L= 355
1.3 D Multijet 4x4 (312PXS2A)	59	06/14→					
<b>FIAT - PUNTO (176_) 09/93→09/99</b>							
 <b>Bremsattel</b>							
1.2 16V	63	04/97→09/99	←	☐; 06/97→		24.3481-1751.5	240285 BDX - Halter
			←	☐; 06/97→		24.3481-1752.5	240286 BDX - Halter
1.6	65	01/94→04/97	←	☐; 03/94→		24.3481-1703.5	240051 TRW - Halter
			←	☐; 03/94→		24.3481-1704.5	240052 TRW - Halter
1.7 D	42	04/94→09/97	←	☐; 01/95→ 05/97		24.3481-1743.5	240305 BDX - Halter
			←	☐; 01/95→ 05/97		24.3481-1744.5	240306 BDX - Halter
1.7 TD	51	01/94→09/99	←	☐; → 05/97		24.3481-1703.5	240051 TRW - Halter
1.7 TD	52	01/94→09/99	←	☐; → 05/97		24.3481-1704.5	240052 TRW - Halter
1.7 TD (176AT)	46	09/96→09/99	←	☐; 06/97→		24.3481-1751.5	240285 BDX - Halter
			←	☐; 06/97→		24.3481-1752.5	240286 BDX - Halter
55 1.1	40	09/93→09/99	←	☐; 11/93→		24.3481-1743.5	240305 BDX - Halter
			←	☐; 11/93→		24.3481-1744.5	240306 BDX - Halter
60 1.2	43	01/94→09/99	←	☐		24.3481-1703.5	240051 TRW - Halter
						24.3481-1743.5	240305 BDX - Halter
			←	☐		24.3481-1704.5	240052 TRW - Halter
						24.3481-1744.5	240306 BDX - Halter
60 1.2 (176AP, 176AR, 176AQ, 176BB)	44	09/93→09/99	←	☐; 11/93→		24.3481-1703.5	240051 TRW - Halter
75 1.2	54	10/93→09/99	←	☐; 11/93→		24.3481-1743.5	240305 BDX - Halter
			←	☐; 11/93→		24.3481-1704.5	240052 TRW - Halter
						24.3481-1744.5	240306 BDX - Halter
<b>Zubehörsatz, Bremsattel</b>							
1.6	65	01/94→04/97	←	03/94→		24.0101-4301.2	260047 TRW
1.7 TD	51	01/94→09/99	←	→ 05/97		24.0101-4301.2	260047 TRW
1.7 TD	52	01/94→09/99					
1.7 TD (176AT)	46	09/96→09/99					
60 1.2	43	01/94→09/99	←			24.0101-4301.2	260047 TRW
60 1.2 (176AP, 176AR, 176AQ, 176BB)	44	09/93→09/99	←	11/93→		24.0101-4301.2	260047 TRW
75 1.2	54	10/93→09/99					
 <b>Bremsschlauch</b>							
1.2 16V	63	04/97→09/99	←	☐; 06/97→; Schaltgetriebe		24.5112-0370.3	330515 L= 372
			←	☐; 06/97→; Schaltgetriebe		24.5112-0376.3	330514 L= 362
			←	☐; 06/97→; Automatikgetriebe		24.5112-0395.3	330521 L= 395
			←	☐; 06/97→; Automatikgetriebe		24.5112-0396.3	330520 L= 397
1.4 GT Turbo (176AD_)	98	10/93→03/97	←	☐; Schaltgetriebe		24.5112-0370.3	330515 L= 372
1.4 GT Turbo (176AS_)	96	09/96→07/99	←	☐; Schaltgetriebe		24.5112-0376.3	330514 L= 362
			←	☐; Automatikgetriebe		24.5112-0395.3	330521 L= 395
			←	☐; Automatikgetriebe		24.5112-0396.3	330520 L= 397
1.6	65	01/94→04/97	←	☐; 03/94→; Schaltgetriebe		24.5112-0370.3	330515 L= 372
			←	☐; 03/94→; Schaltgetriebe		24.5112-0376.3	330514 L= 362
			←	☐; 03/94→; Automatikgetriebe		24.5112-0395.3	330521 L= 395
			←	☐; 03/94→; Automatikgetriebe		24.5112-0396.3	330520 L= 397
1.7 D	42	04/94→09/97	←	☐; 01/95→ 05/97; Schaltgetriebe		24.5112-0370.3	330515 L= 372
			←	☐; 01/95→ 05/97; Schaltgetriebe		24.5112-0376.3	330514 L= 362
			←	☐; 01/95→ 05/97; Automatikgetriebe		24.5112-0395.3	330521 L= 395
			←	☐; 01/95→ 05/97; Automatikgetriebe		24.5112-0396.3	330520 L= 397
1.7 TD	51	01/94→09/99	←	☐; Schaltgetriebe		24.5112-0370.3	330515 L= 372
1.7 TD	52	01/94→09/99	←	☐; Schaltgetriebe		24.5112-0376.3	330514 L= 362
1.7 TD (176AT)	46	09/96→09/99	←	☐; Automatikgetriebe		24.5112-0395.3	330521 L= 395
60 1.2	43	01/94→09/99	←	☐; Automatikgetriebe		24.5112-0396.3	330520 L= 397
↓							
















	kw			 	! #		
<b>FIAT - PUNTO (176_) 09/93→09/99</b>							
 <b>Bremsschlauch</b>							
55 1.1	40	09/93→09/99	←	☐; 11/93→; Schaltgetriebe		24.5112-0370.3 330515	L= 372
60 1.2 (176AP, 176AR, 176AQ, 176BB)	44	09/93→09/99	←	☐; 11/93→; Schaltgetriebe		24.5112-0376.3 330514	L= 362
75 1.2	54	10/93→09/99	←	☐; 11/93→; Automatikgetriebe		24.5112-0395.3 330521	L= 395
			←	☐; 11/93→; Automatikgetriebe		24.5112-0396.3 330520	L= 397
<b>FIAT - PUNTO (188_) 09/99→07/12</b>							
 <b>Bremssattel</b>							
1.2 16V 80 (188.233, .235, .253, .255, .333, .353, .639,....)	59	09/99→04/06	←	☐; 10/99→ 06/03; Schaltgetriebe		24.3481-1751.5 240285	BDX - Halter
			←	☐; 07/03→ 11/05; Schaltgetriebe		24.3481-1751.5 240285	BDX - Halter
			←	☐; 07/03→ 11/05; Schaltgetriebe		24.3481-1752.5 240286	BDX - Halter
			←	☐; 10/99→ 06/03; Schaltgetriebe		24.3481-1752.5 240286	BDX - Halter
			←	☐; 10/99→ 06/03; Vollautomatik		24.3541-1787.5 240289	ATE - Halter
			←	☐; 07/03→ 11/05; Automatikgetriebe		24.3541-1787.5 240289	ATE - Halter
			←	☐; 10/99→ 06/03; Vollautomatik		24.3541-1788.5 240290	ATE - Halter
			←	☐; 07/03→ 11/05; Automatikgetriebe		24.3541-1788.5 240290	ATE - Halter
1.2 60 (188.030, .050, .130, .150, .230, .250)	44	09/99→12/10	←	☐; 10/99→ 06/03		24.3481-1743.5 240305	BDX - Halter
			←	☐; 07/03→ 11/05		24.3481-1743.5 240305	BDX - Halter
			←	☐; 10/99→ 06/03		24.3481-1744.5 240306	BDX - Halter
			←	☐; 07/03→ 11/05		24.3481-1744.5 240306	BDX - Halter
1.2 Bifuel	44	08/07→03/12	←	☐; 10/09→		24.3541-1769.5 240601	BOS - Halter
			←	☐; 10/09→		24.3541-1770.5 240602	BOS - Halter
1.2 Bipower (188BXA1A)	44	08/01→05/03	←	☐		24.3481-1743.5 240305	BDX - Halter
			←	☐		24.3481-1744.5 240306	BDX - Halter
1.2 Natural Power	44	09/03→03/12	←	☐; → 11/05		24.3481-1743.5 240305	BDX - Halter
			←	☐; → 11/05		24.3481-1744.5 240306	BDX - Halter
1.3 JTD 16V	51	06/03→03/12	←	☐; 07/03→ 11/05		24.3541-1789.5 240291	ATE - Halter
			←	☐; 07/03→ 11/05		24.3541-1790.5 240292	ATE - Halter
1.4	70	09/03→03/12	←	☐; → 11/05		24.3541-1789.5 240291	ATE - Halter
			←	☐; → 11/05		24.3541-1790.5 240292	ATE - Halter
1.8 130 HGT (188.738, .718)	96	09/99→03/12	→	☐; 07/03→ 11/05		24.3347-1715.5 240719	TRW - Halter
			→	☐; 10/99→ 06/03		24.3347-1715.5 240719	TRW - Halter
			→	☐; 10/99→ 06/03		24.3347-1716.5 240720	TRW - Halter
			→	☐; 07/03→ 11/05		24.3347-1716.5 240720	TRW - Halter
1.9 DS 60 (188.031, .051, .231, .251)	44	09/99→03/12	←	☐; 10/99→ 06/03		24.3541-1787.5 240289	ATE - Halter
			←	☐; 10/99→ 06/03		24.3541-1788.5 240290	ATE - Halter
1.9 JTD	63	10/01→03/12	←	☐; 07/03→ 11/05		24.3541-1789.5 240291	ATE - Halter
			←	☐; → 06/03		24.3541-1789.5 240291	ATE - Halter
			←	☐; → 06/03		24.3541-1790.5 240292	ATE - Halter
			←	☐; 07/03→ 11/05		24.3541-1790.5 240292	ATE - Halter
1.9 JTD	74	06/03→03/12	→	☐; 07/03→ 11/05		24.3347-1715.5 240719	TRW - Halter
			→	☐; 07/03→ 11/05		24.3347-1716.5 240720	TRW - Halter
1.9 JTD 80 (188.237, .257, .337, .357)	59	09/99→03/12	←	☐; 10/99→ 06/03		24.3541-1789.5 240291	ATE - Halter
			←	☐; 10/99→ 06/03		24.3541-1790.5 240292	ATE - Halter
 <b>Bremsschlauch</b>							
1.2 16V 80 (188.233, .235, .253, .255, .333, .353, .639,....)	59	09/99→04/06	←	07/03→ 11/05	2	24.5112-0454.3 331360	L= 454
			←	10/99→ 06/03	2	24.5112-0454.3 331360	L= 454
1.2 60 (188.030, .050, .130, .150, .230, .250)	44	09/99→12/10	→	07/03→ 11/05	2	24.5112-0220.3 330613	L= 220
			→	10/99→ 06/03	2	83.7201-9173.3 330868	L= 173
1.8 130 HGT (188.738, .718)	96	09/99→03/12					
1.2 Bifuel	44	08/07→03/12	←	10/09→	2	24.5112-0402.3 331297	L= 402
			→	am Bremssattel; 10/09→	2	24.5112-0142.3 331016	L= 142
			→	10/09→	2	24.5228-0216.3 330908	L= 215
↓							


























	kW			 	! #		
<b>FIAT - PUNTO (188_) 09/99→07/12</b>							
 <b>Bremsschlauch</b>							
1.2 Bipower (188BXA1A)	44	08/01→05/03	←		2	24.5112-0454.3 331360	L= 454
			→		2	83.7201-9173.3 330868	L= 173
1.2 Natural Power	44	09/03→03/12	←	→ 11/05	2	24.5112-0454.3 331360	L= 454
1.4	70	09/03→03/12	→	→ 11/05	2	24.5112-0220.3 330613	L= 220
1.3 JTD 16V	51	06/03→03/12	←	07/03→ 11/05	2	24.5112-0454.3 331360	L= 454
1.9 JTD	74	06/03→03/12	→	07/03→ 11/05	2	24.5112-0220.3 330613	L= 220
1.9 DS 60 (188.031, .051, .231, .251)	44	09/99→03/12	←	10/99→ 06/03	2	24.5112-0454.3 331360	L= 454
			→	10/99→ 06/03	2	83.7201-9173.3 330868	L= 173
1.9 JTD 80 (188.237, .257, .337, .357)	59	09/99→03/12					
1.9 JTD	63	10/01→03/12	←	07/03→ 11/05	2	24.5112-0454.3 331360	L= 454
			←	→ 06/03	2	24.5112-0454.3 331360	L= 454
			→	07/03→ 11/05	2	24.5112-0220.3 330613	L= 220
			→	→ 06/03	2	83.7201-9173.3 330868	L= 173
<b>FIAT - PUNTO (199_) 01/12→</b>							
 <b>Bremssattel</b>							
0.9	74	12/13→	←	☐		24.3541-1769.5 240601	BOS - Halter
0.9	77	07/13→					
0.9 Bifuel	63	03/12→	←	☐		24.3541-1770.5 240602	BOS - Halter
0.9 Twinair Turbo	63	03/12→					
1.2 (199AXZ1A, 199BXZ1A)	51	03/12→					
1.2 (199AYL1A, 199BYL1A)	49	02/14→					
1.3 D Multijet	55	03/12→	←	☐		24.3541-1829.5 240721	BOS - Halter
1.3 D Multijet	59	12/13→					
1.3 D Multijet	62	03/12→	←	☐		24.3541-1830.5 240722	BOS - Halter
1.3 D Multijet	70	03/12→					
1.3 JTD Multijet (199.AYR1A, 199.BYR1A)	66	05/18→					
1.4 (199AXB1A, 199BXB1A, 199BXB11, 199AXB11)	57	03/12→					
1.4 (199AXH1A, 199BXH1A)	55	03/12→					
1.4 Bifuel	57	03/12→					
1.4 Multi Air	77	03/12→					
1.4 Natural Power	57	03/12→					
1.4 Turbo Multi Air	99	03/12→					
 <b>Bremsschlauch</b>							
0.9	74	12/13→	←		2	24.5112-0402.3 331297	L= 402
0.9	77	07/13→					
0.9 Bifuel	63	03/12→	→	am Bremssattel	2	24.5112-0142.3 331016	L= 142
0.9 Twinair Turbo	63	03/12→	→		2	24.5228-0216.3 330908	L= 215
1.2 (199AXZ1A, 199BXZ1A)	51	03/12→					
1.2 (199AYL1A, 199BYL1A)	49	02/14→					
1.3 D Multijet	55	03/12→					
1.3 D Multijet	59	12/13→					
1.3 D Multijet	62	03/12→					
1.3 D Multijet	70	03/12→					
1.3 JTD Multijet (199.AYR1A, 199.BYR1A)	66	05/18→					
1.4 (199AXB1A, 199BXB1A, 199BXB11, 199AXB11)	57	03/12→					
1.4 (199AXH1A, 199BXH1A)	55	03/12→					
1.4 Bifuel	57	03/12→					
1.4 Multi Air	77	03/12→					
1.4 Natural Power	57	03/12→					
1.4 Turbo Multi Air	99	03/12→					
<b>FIAT - PUNTO Cabriolet (176_) 04/94→06/00</b>							
 <b>Bremssattel</b>							
60 1.2	43	04/94→06/00	←	☐		24.3481-1703.5 240051	TRW - Halter
						24.3481-1743.5 240305	BDX - Halter
↓							































	kW					! #		
<b>FIAT - PUNTO Cabriolet (176_) 04/94→06/00</b>								
 <b>Bremssattel</b>								
60 1.2 (176AR_, 176BR_)	44	05/95→06/00	←	☐			24.3481-1704.5 240052	TRW - Halter
			←	☐			24.3481-1744.5 240306	BDX - Halter
85 16V 1.2	63	04/97→06/00	←	☐; 06/97→			24.3481-1751.5 240285	BDX - Halter
			←	☐; 06/97→			24.3481-1752.5 240286	BDX - Halter
90 1.6	65	04/94→04/97	←	☐			24.3481-1703.5 240051	TRW - Halter
			←	☐			24.3481-1704.5 240052	TRW - Halter
<b>Zubehörsatz, Bremssattel</b>								
60 1.2	43	04/94→06/00	←				24.0101-4301.2 260047	TRW
60 1.2 (176AR_, 176BR_)	44	05/95→06/00						
90 1.6	65	04/94→04/97						
 <b>Bremsschlauch</b>								
60 1.2	43	04/94→06/00	←	☐; Schaltgetriebe			24.5112-0370.3 330515	L= 372
60 1.2 (176AR_, 176BR_)	44	05/95→06/00	←	☐; Schaltgetriebe			24.5112-0376.3 330514	L= 362
90 1.6	65	04/94→04/97	←	☐; Automatikgetriebe			24.5112-0395.3 330521	L= 395
			←	☐; Automatikgetriebe			24.5112-0396.3 330520	L= 397
85 16V 1.2	63	04/97→06/00	←	☐; 06/97→; Schaltgetriebe			24.5112-0370.3 330515	L= 372
			←	☐; 06/97→; Schaltgetriebe			24.5112-0376.3 330514	L= 362
			←	☐; 06/97→; Automatikgetriebe			24.5112-0395.3 330521	L= 395
			←	☐; 06/97→; Automatikgetriebe			24.5112-0396.3 330520	L= 397
<b>FIAT - PUNTO EVO (199_) 07/08→</b>								
 <b>Bremssattel</b>								
1.2	48	10/09→02/12	←	☐			24.3541-1769.5 240601	BOS - Halter
1.2	51	10/09→02/12	←	☐			24.3541-1770.5 240602	BOS - Halter
1.3 D Multijet	51	07/08→02/12	←	☐				
1.3 D Multijet	62	10/09→02/12	←	☐			24.3541-1829.5 240721	BOS - Halter
1.3 D Multijet	70	10/09→02/12	←	☐				
1.3 D Multijet (199AXC1A, 199BXC1A, 199AXT1A, 199BXT1A)	55	10/09→02/12	←	☐			24.3541-1830.5 240722	BOS - Halter
1.3 D Multijet (199AXD1B, 199AXD1A, 199BXD1B, 199BXD1A,...)	66	10/09→02/12						
1.4 (199AXB1A)	57	10/09→02/12						
1.4 16V	77	10/09→02/12						
1.4 16V (199AXW1A)	99	10/09→02/12						
1.4 LPG	57	06/09→02/12						
1.4 Natural Power	57	10/09→02/12						
1.6 D Multijet	88	10/09→02/12						
1.4 (199AXH1A)	55	07/09→02/12	←	☐; 10/09→			24.3541-1829.5 240721	BOS - Halter
			←	☐; 10/09→			24.3541-1830.5 240722	BOS - Halter
 <b>Bremsschlauch</b>								
1.2	48	10/09→02/12	←			2	24.5112-0402.3 331297	L= 402
1.2	51	10/09→02/12	→			2	24.5112-0142.3 331016	L= 142
1.3 D Multijet	51	07/08→02/12	→	am Bremssattel				
1.3 D Multijet	62	10/09→02/12	→			2	24.5228-0216.3 330908	L= 215
1.3 D Multijet	70	10/09→02/12						
1.3 D Multijet (199AXC1A, 199BXC1A, 199AXT1A, 199BXT1A)	55	10/09→02/12						
1.3 D Multijet (199AXD1B, 199AXD1A, 199BXD1B, 199BXD1A,...)	66	10/09→02/12						
1.4 (199AXB1A)	57	10/09→02/12						
1.4 16V	77	10/09→02/12						
1.4 16V (199AXW1A)	99	10/09→02/12						
1.4 LPG	57	06/09→02/12						
1.4 Natural Power	57	10/09→02/12						
1.6 D Multijet	88	10/09→02/12						
1.4 (199AXH1A)	55	07/09→02/12	←	10/09→		2	24.5112-0402.3 331297	L= 402
			→	am Bremssattel; 10/09→		2	24.5112-0142.3 331016	L= 142
			→	10/09→		2	24.5228-0216.3 330908	L= 215

	kw			 	! #		
<b>FIAT - PUNTO EVO Kasten/Schrägheck (199_) 03/09→02/12</b>							
 <b>Bremssattel</b>							
1.3 D Multijet (199.AXT1A, 199.AXC1A) 1.4 (199.AXB1A)	55 57	03/09→02/12	←	☐		24.3541-1829.5 240721	BOS - Halter
			←	☐; 10/09→		24.3541-1830.5 240722	BOS - Halter
1.3 D Multijet (199CXD1B, 199CXD1A)	66	03/09→02/12	←	☐		24.3541-1829.5 240721	BOS - Halter
			←	☐		24.3541-1830.5 240722	BOS - Halter
 <b>Bremsschlauch</b>							
1.3 D Multijet (199.AXT1A, 199.AXC1A)	55	03/09→02/12	←		2	24.5112-0402.3 331297	L= 402
			→	am Bremssattel	2	24.5112-0142.3 331016	L= 142
1.3 D Multijet (199CXD1B, 199CXD1A)	66	03/09→02/12	→		2	24.5228-0216.3 330908	L= 215
1.4 (199.AXB1A)	57	03/09→02/12					
<b>FIAT - PUNTO Kasten/Schrägheck (188_) 02/00→12/10</b>							
 <b>Bremssattel</b>							
1.2 60	44	02/00→10/09	←	☐; → 06/03		24.3481-1743.5 240305	BDX - Halter
			←	☐; → 06/03		24.3481-1744.5 240306	BDX - Halter
1.9 D 60	44	02/00→10/09	←	☐; → 06/03		24.3541-1787.5 240289	ATE - Halter
			←	☐; → 06/03		24.3541-1788.5 240290	ATE - Halter
 <b>Bremsschlauch</b>							
1.2 60	44	02/00→10/09	←	→ 06/03	2	24.5112-0454.3 331360	L= 454
1.9 D 60	44	02/00→10/09	→	→ 06/03	2	83.7201-9173.3 330868	L= 173
<b>FIAT - PUNTO Kasten/Schrägheck (199_) 04/08→</b>							
 <b>Bremssattel</b>							
1.3 D Multijet	55	04/08→	←	☐; → 01/11		24.3541-1769.5 240601	BOS - Halter
			←	☐; → 01/11		24.3541-1770.5 240602	BOS - Halter
1.3 D Multijet 1.4 Natural Power (199AXB1A, 199AXL1A)	70 57	03/09→ 03/09→	←	☐; 10/09→		24.3541-1829.5 240721	BOS - Halter
			←	☐; 10/09→		24.3541-1830.5 240722	BOS - Halter
 <b>Bremsschlauch</b>							
1.3 D Multijet	55	04/08→	←	→ 01/11	2	24.5112-0402.3 331297	L= 402
			→	am Bremssattel; → 01/11	2	24.5112-0142.3 331016	L= 142
			→	→ 01/11	2	24.5228-0216.3 330908	L= 215
1.3 D Multijet 1.4 Natural Power (199AXB1A, 199AXL1A)	70 57	03/09→ 03/09→	←	10/09→	2	24.5112-0402.3 331297	L= 402
			→	am Bremssattel; 10/09→	2	24.5112-0142.3 331016	L= 142
			→	10/09→	2	24.5228-0216.3 330908	L= 215
<b>FIAT - PUNTO Van (176_) 04/96→02/00</b>							
 <b>Bremssattel</b>							
1.1	40	04/96→02/00	←	☐; → 09/99		24.3481-1743.5 240305	BDX - Halter
			←	☐; → 09/99		24.3481-1744.5 240306	BDX - Halter
1.7 D	42	04/96→02/00	←	☐; → 05/97		24.3481-1743.5 240305	BDX - Halter
			←	☐; → 05/97		24.3481-1744.5 240306	BDX - Halter
1.7 TD	52	04/96→02/00	←	☐; → 05/97		24.3481-1703.5 240051	TRW - Halter
			←	☐; → 05/97		24.3481-1704.5 240052	TRW - Halter
			←	☐; 06/97→ 09/99		24.3481-1751.5 240285	BDX - Halter
			←	☐; 06/97→ 09/99		24.3481-1752.5 240286	BDX - Halter
<b>Zubehörsatz, Bremssattel</b>							
1.7 TD	52	04/96→02/00	←	→ 05/97		24.0101-4301.2 260047	TRW
 <b>Bremsschlauch</b>							
1.1	40	04/96→02/00	←	☐; → 09/99; Schaltgetriebe		24.5112-0370.3 330515	L= 372
1.7 TD	52	04/96→02/00	←	☐; → 09/99; Schaltgetriebe		24.5112-0376.3 330514	L= 362
			←	☐; → 09/99; Automatikgetriebe		24.5112-0395.3 330521	L= 395
↓							













	kw			 	! #		
<b>FIAT - PUNTO Van (176_) 04/96→02/00</b>							
 <b>Bremsschlauch</b>							
1.1 1.7 TD	40 52	04/96→02/00 04/96→02/00	←	☐; → 09/99; Automatikgetriebe		24.5112-0396.3 330520	L= 397
1.7 D	42	04/96→02/00	←	☐; → 05/97; Schaltgetriebe		24.5112-0370.3 330515	L= 372
			←	☐; → 05/97; Schaltgetriebe		24.5112-0376.3 330514	L= 362
			←	☐; → 05/97; Automatikgetriebe		24.5112-0395.3 330521	L= 395
			←	☐; → 05/97; Automatikgetriebe		24.5112-0396.3 330520	L= 397
<b>FIAT - QUBO (225_) 02/08→</b>							
 <b>Bremssattel</b>							
1.3 D Multijet (225AXE1A, 225CXE1A)	70	07/10→	←	☐		24.3541-1829.5 240721	BOS - Halter
			←	☐		24.3541-1830.5 240722	BOS - Halter
1.3 D Multijet (225AXG1A, 225CXG1A, 225AXG11, 225CXG11)	59	03/15→	←	☐		24.3541-1769.5 240601	BOS - Halter
			←	☐		24.3541-1770.5 240602	BOS - Halter
1.4 (225AXA1A, 225CXA1A)	57	10/09→					
1.4 Natural Power (225AXC1A)	57	10/09→					
1.3 D Multijet (225CXB1A, 225AXB1A, 225CXB11, 225AXB11,....	55	02/08→	←	☐; 09/08→		24.3541-1769.5 240601	BOS - Halter
			←	☐; 09/08→		24.3541-1770.5 240602	BOS - Halter
1.4 (225AXA1A)	54	02/08→					
 <b>Bremsschlauch</b>							
1.3 D Multijet (225AXE1A, 225CXE1A)	70	07/10→	←		2	24.5112-0402.3 331297	L= 402
			→		2	24.5228-0181.3 331279	L= 180
1.3 D Multijet (225AXG1A, 225CXG1A, 225AXG11, 225CXG11)	59	03/15→					
1.4 (225AXA1A, 225CXA1A)	57	10/09→					
1.4 Natural Power (225AXC1A)	57	10/09→					
1.3 D Multijet (225CXB1A, 225AXB1A, 225CXB11, 225AXB11,....	55	02/08→	←	09/08→	2	24.5112-0402.3 331297	L= 402
			→	09/08→	2	24.5228-0181.3 331279	L= 180
1.4 (225AXA1A)	54	02/08→					
<b>FIAT - SCUDO Bus (220_) 02/96→12/06</b>							
 <b>Bremssattel</b>							
1.6	58	02/96→12/06	←	☐; → 09/03		24.3571-1709.5 240153	TRW - Halter
1.9 D	51	04/98→12/06					
1.9 TD	68	02/96→12/06	←	☐; → 09/03		24.3571-1710.5 240154	TRW - Halter
1.9 TD Eco	66	02/96→12/06	←	☐		24.3571-1711.5 240159	BDX - Halter
2.0 16V	100	06/00→12/06					
2.0 JTD	80	12/99→12/06	←	☐		24.3571-1712.5 240160	BDX - Halter
			←	☐; 10/03→		24.3601-1711.5 240938	TRW - Halter
			←	☐; 10/03→		24.3601-1712.5 240939	TRW - Halter
			←	☐			
1.9 D	51	02/96→04/98	←	☐		24.3571-1709.5 240153	TRW - Halter
			←	☐		24.3571-1711.5 240159	BDX - Halter
			←	☐		24.3571-1710.5 240154	TRW - Halter
			←	☐		24.3571-1712.5 240160	BDX - Halter
2.0 JTD	69	01/04→12/06	←	☐		24.3571-1711.5 240159	BDX - Halter
			←	☐		24.3601-1711.5 240938	TRW - Halter
			←	☐		24.3571-1712.5 240160	BDX - Halter
			←	☐		24.3601-1712.5 240939	TRW - Halter
2.0 JTD 16V	80	05/99→12/06	←	☐; 12/99→ 09/03		24.3571-1709.5 240153	TRW - Halter
			←	☐; 12/99→ 09/03		24.3571-1710.5 240154	TRW - Halter
			←	☐; 12/99→		24.3571-1711.5 240159	BDX - Halter
			←	☐; 12/99→		24.3571-1712.5 240160	BDX - Halter
			←	☐; 10/03→		24.3601-1711.5 240938	TRW - Halter
			←	☐; 10/03→		24.3601-1712.5 240939	TRW - Halter
↓							

	kW			 	! #			
<b>FIAT - SCUDO Bus (220_) 02/96→12/06</b>								
 <b>Bremsschlauch</b>								
1.6	58	02/96→12/06	←		2	24.5118-0471.3 330528	L= 473	
1.9 D	51	02/96→04/98	→		2	24.5229-0251.3 330535	L= 250	
1.9 D	51	04/98→12/06						
1.9 TD	68	02/96→12/06						
1.9 TD Eco	66	02/96→12/06						
2.0 16V	100	06/00→12/06						
2.0 JTD	69	01/04→12/06	←		2	24.5111-0462.3 330555	L= 460	
2.0 JTD	80	12/99→12/06	→		2	24.5229-0251.3 330535	L= 250	
2.0 JTD 16V	80	05/99→12/06	←	12/99→	2	24.5111-0462.3 330555	L= 460	
			→	12/99→	2	24.5229-0251.3 330535	L= 250	
<b>FIAT - SCUDO Bus (270_, 272_) 01/07→</b>								
 <b>Bremssattel</b>								
1.6 D Multijet	66	01/07→	←	☐; Trommelbremse		24.3451-1725.5 240619	TRW - Halter	
1.6 D Multijet	66	02/11→	←	☐; Trommelbremse		24.3451-1726.5 240620	TRW - Halter	
 <b>Bremsschlauch</b>								
1.6 D Multijet	66	01/07→	←		2	24.5144-0455.3 331201	L= 455	
2.0 D Multijet	88	01/07→	→	06/07→; nicht für verlängerten Radstand	2	24.5239-0240.3 331170	L= 240	
2.0 D Multijet	100	01/07→		→	06/07→; für verlängerten Radstand	2	24.5239-0355.3 331243	L= 355
1.6 D Multijet	66	02/11→	←		2	24.5144-0455.3 331201	L= 455	
2.0 D Multijet	94	04/11→	→	nicht für verlängerten Radstand	2	24.5239-0240.3 331170	L= 240	
2.0 D Multijet	120	07/10→		→	für verlängerten Radstand	2	24.5239-0355.3 331243	L= 355
2.0 D Multijet 4x4	94	04/11→		→				
<b>FIAT - SCUDO Kasten (220_) 02/96→12/06</b>								
 <b>Bremssattel</b>								
1.6	58	02/96→12/06	←	☐; → 09/03		24.3571-1709.5 240153	TRW - Halter	
1.9 D	51	02/96→12/06	←	☐; → 09/03		24.3571-1710.5 240154	TRW - Halter	
1.9 D	51	04/98→12/06		←			24.3571-1711.5 240159	BDX - Halter
1.9 TD	66	02/96→12/06	←	☐		24.3571-1712.5 240160	BDX - Halter	
1.9 TD	68	02/98→12/06	←	☐; 10/03→		24.3601-1711.5 240938	TRW - Halter	
2.0 JTD	80	12/02→12/06		←	☐; 10/03→		24.3601-1712.5 240939	TRW - Halter
2.0	100	05/00→12/06	←	☐; 06/00→ 09/03		24.3571-1709.5 240153	TRW - Halter	
			←	☐; 06/00→ 09/03		24.3571-1710.5 240154	TRW - Halter	
			←	☐; 06/00→		24.3571-1711.5 240159	BDX - Halter	
			←	☐; 06/00→		24.3571-1712.5 240160	BDX - Halter	
			←	☐; 10/03→		24.3601-1711.5 240938	TRW - Halter	
			←	☐; 10/03→		24.3601-1712.5 240939	TRW - Halter	
2.0 JTD	69	10/99→12/06	←	☐; 12/99→ 09/03		24.3571-1709.5 240153	TRW - Halter	
2.0 JTD 16V	80	05/99→12/06	←	☐; 12/99→ 09/03		24.3571-1710.5 240154	TRW - Halter	
			←	☐; 12/99→		24.3571-1711.5 240159	BDX - Halter	
			←	☐; 12/99→		24.3571-1712.5 240160	BDX - Halter	
			←	☐; 10/03→		24.3601-1711.5 240938	TRW - Halter	
			←	☐; 10/03→		24.3601-1712.5 240939	TRW - Halter	
 <b>Bremsschlauch</b>								
1.6	58	02/96→12/06	←		2	24.5118-0471.3 330528	L= 473	
1.9 D	51	02/96→12/06	→		2	24.5229-0251.3 330535	L= 250	
1.9 D	51	04/98→12/06						
1.9 TD	66	02/96→12/06						
1.9 TD	68	02/98→12/06						
2.0	100	05/00→12/06	←	06/00→	2	24.5118-0471.3 330528	L= 473	
			→	06/00→	2	24.5229-0251.3 330535	L= 250	
2.0 JTD	69	10/99→12/06	←	12/99→	2	24.5111-0462.3 330555	L= 460	
2.0 JTD 16V	80	05/99→12/06	→	12/99→	2	24.5229-0251.3 330535	L= 250	
2.0 JTD	80	12/02→12/06	←		2	24.5111-0462.3 330555	L= 460	
			→		2	24.5229-0251.3 330535	L= 250	

	kw					! #		
<b>FIAT - SCUDO Kasten (270_, 272_) 01/07→</b>								
 <b>Bremssattel</b>								
1.6 D Multijet	66	01/07→	←	☐; Trommelbremse		24.3451-1725.5	240619	TRW - Halter
1.6 D Multijet	66	02/11→	←	☐; Trommelbremse		24.3451-1726.5	240620	TRW - Halter
 <b>Bremsschlauch</b>								
1.6 D Multijet	66	01/07→	←		2	24.5144-0455.3	331201	L= 455
2.0 D Multijet	88	01/07→	→	06/07→; nicht für verlängerten Radstand	2	24.5239-0240.3	331170	L= 240
2.0 D Multijet	100	01/07→	→	06/07→; für verlängerten Radstand	2	24.5239-0355.3	331243	L= 355
1.6 D Multijet	66	02/11→	←		2	24.5144-0455.3	331201	L= 455
2.0 D Multijet	94	05/11→	→	nicht für verlängerten Radstand	2	24.5239-0240.3	331170	L= 240
2.0 D Multijet	120	07/10→	→	für verlängerten Radstand	2	24.5239-0355.3	331243	L= 355
2.0 D Multijet 4x4	94	05/11→	→	für verlängerten Radstand	2	24.5239-0355.3	331243	L= 355
2.0 D Multijet 4x4	100	01/07→	←	04/11→	2	24.5144-0455.3	331201	L= 455
			→	04/11→; nicht für verlängerten Radstand	2	24.5239-0240.3	331170	L= 240
			→	04/11→; für verlängerten Radstand	2	24.5239-0355.3	331243	L= 355
<b>FIAT - SCUDO Pritsche/Fahrgestell (220_) 09/96→12/06</b>								
 <b>Bremssattel</b>								
1.6	58	09/96→12/06	←	☐; → 09/03		24.3571-1709.5	240153	TRW - Halter
1.9 D	51	04/98→12/06	←	☐; → 09/03		24.3571-1710.5	240154	TRW - Halter
1.9 TD	68	09/96→12/06	←	☐		24.3571-1711.5	240159	BDX - Halter
2.0 JTD	80	12/02→12/06	←	☐		24.3571-1712.5	240160	BDX - Halter
			←	☐; 10/03→		24.3601-1711.5	240938	TRW - Halter
			←	☐; 10/03→		24.3601-1712.5	240939	TRW - Halter
2.0 JTD	69	10/99→12/06	←	☐; 12/99→ 09/03		24.3571-1709.5	240153	TRW - Halter
2.0 JTD 16V	80	05/99→12/06	←	☐; 12/99→ 09/03		24.3571-1710.5	240154	TRW - Halter
			←	☐; 12/99→		24.3571-1711.5	240159	BDX - Halter
			←	☐; 12/99→		24.3571-1712.5	240160	BDX - Halter
			←	☐; 10/03→		24.3601-1711.5	240938	TRW - Halter
			←	☐; 10/03→		24.3601-1712.5	240939	TRW - Halter
 <b>Bremsschlauch</b>								
1.6	58	09/96→12/06	←		2	24.5118-0471.3	330528	L= 473
1.9 D	51	04/98→12/06	→		2	24.5229-0251.3	330535	L= 250
1.9 TD	68	09/96→12/06	→		2	24.5229-0251.3	330535	L= 250
2.0 JTD	69	10/99→12/06	←	12/99→	2	24.5111-0462.3	330555	L= 460
2.0 JTD 16V	80	05/99→12/06	→	12/99→	2	24.5229-0251.3	330535	L= 250
2.0 JTD	80	12/02→12/06	←		2	24.5111-0462.3	330555	L= 460
			→		2	24.5229-0251.3	330535	L= 250
<b>FIAT - SCUDO Pritsche/Fahrgestell (270_, 272_) 01/07→</b>								
 <b>Bremssattel</b>								
1.6 D Multijet	66	01/07→	←	☐; Trommelbremse		24.3451-1725.5	240619	TRW - Halter
			←	☐; Trommelbremse		24.3451-1726.5	240620	TRW - Halter
 <b>Bremsschlauch</b>								
1.6 D Multijet	66	01/07→	←		2	24.5144-0455.3	331201	L= 455
2.0 D Multijet	88	01/07→	→	06/07→; nicht für verlängerten Radstand	2	24.5239-0240.3	331170	L= 240
2.0 D Multijet	100	01/07→	→	06/07→; für verlängerten Radstand	2	24.5239-0355.3	331243	L= 355
2.0 D Multijet	94	05/11→	←		2	24.5144-0455.3	331201	L= 455
2.0 D Multijet	120	07/10→	→	nicht für verlängerten Radstand	2	24.5239-0240.3	331170	L= 240
			→	für verlängerten Radstand	2	24.5239-0355.3	331243	L= 355
<b>FIAT - SEDICI (189_) 06/06→10/14</b>								
 <b>Bremsschlauch</b>								
1.6 16V	79	06/06→10/14	←		2	24.5273-0375.3	331147	L= 375
1.6 16V	88	06/06→10/14	→		2	24.5279-0300.3	331135	L= 300
1.6 16V 4x4	79	06/06→10/14	→		2	24.5279-0300.3	331135	L= 300
1.6 16V 4x4	88	06/06→10/14	→		2	24.5279-0300.3	331135	L= 300
1.9 D Multijet	88	06/06→10/11	→		2	24.5279-0300.3	331135	L= 300










	kw			 	! #		
<b>FIAT - SEDICI (189_) 06/06→10/14</b>							
 <b>Bremsschlauch</b>							
1.9 D Multijet 4x4	88	06/06→10/11	←		2	24.5273-0375.3 331147	L= 375
2.0 D Multijet	99	06/06→10/14					
2.0 D Multijet 4x4	99	06/06→10/14	→		2	24.5279-0300.3 331135	L= 300
<b>FIAT - SEICENTO / 600 (187_) 11/97→01/10</b>							
 <b>Bremssattel</b>							
0.9 (187AXA, 187AXA1A)	29	11/97→12/08	←	☐; 04/98→03/08		24.3481-1743.5 240305	BDX - Halter
1.1 (187AXB, 187AXB1A, 187AXC1A02)	40	01/98→01/10	←	☐; 04/98→03/08		24.3481-1744.5 240306	BDX - Halter
 <b>Bremsschlauch</b>							
0.9 (187AXA, 187AXA1A)	29	11/97→12/08	←	04/98→03/08	2	24.5112-0445.3 330564	L= 445
1.1 (187AXB, 187AXB1A, 187AXC1A02)	40	01/98→01/10	→	04/98→03/08	2	24.5228-0275.3 330035	L= 275
<b>FIAT - STILO (192_) 10/01→11/10</b>							
 <b>Bremssattel</b>							
1.2 16V (192_XA1B)	59	02/02→11/06	←	☐		24.3541-1811.5 240429	BOS - Halter
1.4 16V	66	03/05→11/06					
1.4 16V (192AXH1B, 192BXH1B)	70	10/03→12/06	←	☐		24.3541-1812.5 240430	BOS - Halter
1.6 16V	77	05/05→11/06					
1.6 16V (192_XB1A)	76	10/01→11/06					
1.8 16V (192AXC1A, 192BXC1A)	98	10/01→04/07	←	☐		24.3541-1809.5 240593	BOS - Halter
1.9 D Multijet	74	09/05→11/06	←	☐		24.3541-1810.5 240594	BOS - Halter
1.9 D Multijet	88	09/05→11/06					
1.9 JTD	93	09/03→11/06					
1.9 JTD (192_XE1A)	85	10/01→11/06					
1.9 JTD (192_XF1A)	59	02/02→11/06					
1.9 JTD (192AXS1B, 192BXS1B)	66	09/04→11/06					
 <b>Bremsschlauch</b>							
1.2 16V (192_XA1B)	59	02/02→11/06	←		2	24.5112-0407.3 331459	L= 410
1.4 16V	66	03/05→11/06					
1.4 16V (192AXH1B, 192BXH1B)	70	10/03→12/06	→	am Bremssattel	2	24.5112-0185.3 330654	L= 185 + Halter
1.6 16V	77	05/05→11/06	→		2	83.6501-0282.3 330769	L= 287
1.6 16V (192_XB1A)	76	10/01→11/06					
1.8 16V (192AXC1A, 192BXC1A)	98	10/01→04/07					
1.9 D Multijet	74	09/05→11/06					
1.9 D Multijet	88	09/05→11/06					
1.9 D Multijet	110	09/05→11/06					
1.9 JTD	93	09/03→11/06					
1.9 JTD	103	01/04→11/06					
1.9 JTD (192_XE1A)	85	10/01→11/06					
1.9 JTD (192_XF1A)	59	02/02→11/06					
1.9 JTD (192AXS1B, 192BXS1B)	66	09/04→11/06					
2.4 20V (192_XD1A, 192AXD12)	125	10/01→04/07					
<b>FIAT - STILO Multi Wagon (192_) 01/03→08/08</b>							
 <b>Bremssattel</b>							
1.4 16V	66	03/05→08/08	←	☐; → 03/08		24.3541-1811.5 240429	BOS - Halter
1.4 16V	70	01/04→08/08					
1.6 16V	76	01/03→08/08	←	☐; → 03/08		24.3541-1812.5 240430	BOS - Halter
1.6 16V	77	03/05→12/07	←	☐		24.3541-1811.5 240429	BOS - Halter
			←	☐		24.3541-1812.5 240430	BOS - Halter
1.8 16V	98	01/03→08/08	←	☐; → 03/08		24.3541-1809.5 240593	BOS - Halter
1.9 D	66	09/04→08/08					
1.9 D Multijet	74	09/05→08/08	←	☐; → 03/08		24.3541-1810.5 240594	BOS - Halter
1.9 D Multijet	88	09/05→08/08					
1.9 JTD	59	01/03→08/08					
1.9 JTD	85	01/03→08/08					
1.9 JTD	93	09/03→08/08					
 <b>Bremsschlauch</b>							
1.4 16V	66	03/05→08/08	←	→ 03/08	2	24.5112-0407.3 331459	L= 410
1.4 16V	70	01/04→08/08					
1.6 16V	76	01/03→08/08	→	am Bremssattel; → 03/08	2	24.5112-0185.3 330654	L= 185 + Halter




















	kw			 	! #		
<b>FIAT - STILO Multi Wagon (192_) 01/03→08/08</b>							
 <b>Bremsschlauch</b>							
1.8 16V	98	01/03→08/08	➔	→ 03/08	2	83.6501-0282.3 330769	L= 287
1.9 D	66	09/04→08/08					
1.9 D Multijet	74	09/05→08/08					
1.9 D Multijet	88	09/05→08/08					
1.9 D Multijet (192DXT1B)	110	09/05→08/08					
1.9 JTD	59	01/03→08/08					
1.9 JTD	85	01/03→08/08					
1.9 JTD	93	09/03→08/08					
1.9 JTD	103	01/04→08/08					
1.6 16V	77	03/05→12/07	➔		2	24.5112-0407.3 331459	L= 410
			➔	am Bremssattel	2	24.5112-0185.3 330654	L= 185 + Halter
			➔		2	83.6501-0282.3 330769	L= 287
<b>FIAT - STILO VAN (192_) 10/01→08/08</b>							
 <b>Bremssattel</b>							
1.6 (192DXR1A)	77	04/05→08/08	➔			24.3541-1811.5 240429	BOS - Halter
			➔			24.3541-1812.5 240430	BOS - Halter
1.9 JTD (192DXE1A)	85	10/01→08/05	➔			24.3541-1809.5 240593	BOS - Halter
			➔			24.3541-1810.5 240594	BOS - Halter
 <b>Bremsschlauch</b>							
1.6 (192DXR1A)	77	04/05→08/08	➔		2	24.5112-0407.3 331459	L= 410
1.9 JTD (192DXE1A)	85	10/01→08/05					
1.9 JTD (192DXG1B)	103	09/03→08/05	➔	am Bremssattel	2	24.5112-0185.3 330654	L= 185 + Halter
			➔		2	83.6501-0282.3 330769	L= 287
<b>FIAT - STRADA Pick-up (178_) 02/98→</b>							
 <b>Bremsschlauch</b>							
1.2	44	04/03→	➔	→ 12/11	2	24.5112-0475.3 330698	L= 475
1.3 D Multijet	62	05/06→					
1.9 D	46	12/00→	➔	→ 12/11	2	24.5228-0375.3 330699	L= 375
1.9 JTD	59	04/03→					
1.2	54	06/99→12/06	➔		2	24.5112-0475.3 330698	L= 475
1.7 TD	51	06/99→12/06	➔		2	24.5228-0375.3 330699	L= 375
1.3 D Multijet (278AYR1A)	70	10/10→	➔	01/11→	2	24.5228-0375.3 330699	L= 375
<b>FIAT - TEMPRA (159_) 03/90→12/98</b>							
 <b>Bremssattel</b>							
1.4 i.e. (159.AC, 159.AX)	51	04/90→08/96	➔	☐; → 04/93; Vollautomatik		24.3481-1703.5 240051	TRW - Halter
1.6 i.e. (159.AS, 159.AT)	55	06/92→08/96	➔	☐; → 04/93; Schaltgetriebe; + ABS		24.3481-1703.5 240051	TRW - Halter
			➔	☐; → 04/93; Schaltgetriebe; + ABS		24.3481-1704.5 240052	TRW - Halter
			➔	☐; → 04/93; Vollautomatik		24.3481-1704.5 240052	TRW - Halter
			➔	☐; → 04/93; + ABS		24.3344-1703.5 240117	TRW - Halter
			➔	☐; 05/93→; + ABS		24.3344-1703.5 240117	TRW - Halter
			➔	☐; → 04/93; + ABS		24.3344-1704.5 240118	TRW - Halter
			➔	☐; 05/93→; + ABS		24.3344-1704.5 240118	TRW - Halter
1.6 i.e. (159.AJ)	66	06/94→08/96	➔	☐; + ABS		24.3344-1703.5 240117	TRW - Halter
1.8 i.e. (159.AV)	76	09/93→08/96					
1.8 i.e. (159.AZ)	66	09/93→08/96	➔	☐; + ABS		24.3344-1704.5 240118	TRW - Halter
1.8 i.e. (159.BY)	74	10/94→08/96					
1.8 i.e. (159.AN)	77	03/92→08/96	➔	☐; → 04/93		24.3481-1703.5 240051	TRW - Halter
1.9 TD (159.AQ)	59	07/92→08/96	➔	☐; → 04/93		24.3481-1704.5 240052	TRW - Halter
1.9 TD (159.CU, 159.AU, 159.AI, 159.BI)	66	05/90→08/96	➔	☐; → 04/93; + ABS		24.3344-1703.5 240117	TRW - Halter
			➔	☐; 05/93→; + ABS		24.3344-1703.5 240117	TRW - Halter
			➔	☐; 05/93→; + ABS		24.3344-1704.5 240118	TRW - Halter
			➔	☐; → 04/93; + ABS		24.3344-1704.5 240118	TRW - Halter
2.0 i.e. (159.AP)	83	10/90→09/96	➔	☐; 05/93→		24.3344-1703.5 240117	TRW - Halter
			➔	☐; → 04/93		24.3344-1703.5 240117	TRW - Halter
			➔	☐; → 04/93		24.3344-1704.5 240118	TRW - Halter
			➔	☐; 05/93→		24.3344-1704.5 240118	TRW - Halter





















	kw					! #		
<b>FIAT - TEMPRA (159_) 03/90→12/98</b>								
<b>Zubehörsatz, Bremssattel</b>								
1.4 i.e. (159.AC, 159.AX)	51	04/90→08/96	←	→ 04/93; Schaltgetriebe; - ABS		24.0101-3601.2	260044	TRW
1.6 i.e. (159.AS, 159.AT)	55	06/92→08/96	←	→ 04/93; Schaltgetriebe; + ABS		24.0101-4301.2	260047	TRW
			←	→ 04/93; Vollautomatik		24.0101-4301.2	260047	TRW
			→	05/93→; + ABS		24.0101-3601.2	260044	TRW
			→	→ 04/93; + ABS		24.0101-3601.2	260044	TRW
1.6 i.e. (159.AJ)	66	06/94→08/96	→	+ ABS		24.0101-3601.2	260044	TRW
1.8 i.e. (159.AV)	76	09/93→08/96						
1.8 i.e. (159.AZ)	66	09/93→08/96						
1.8 i.e. (159.BY)	74	10/94→08/96						
1.8 i.e. (159.AN)	77	03/92→08/96	←	→ 04/93		24.0101-4301.2	260047	TRW
1.9 TD (159.AQ)	59	07/92→08/96	→	→ 04/93; + ABS		24.0101-3601.2	260044	TRW
1.9 TD (159.CU, 159.AU, 159.AI, 159.BI)	66	05/90→08/96	→	05/93→; + ABS		24.0101-3601.2	260044	TRW
2.0 i.e. (159.AP)	83	10/90→09/96	→	→ 04/93		24.0101-3601.2	260044	TRW
			→	05/93→		24.0101-3601.2	260044	TRW
<b> Bremsschlauch</b>								
1.4 i.e. (159.AC, 159.AX)	51	04/90→08/96	←	→ 04/93	2	24.5112-0360.3	330513	L= 360
1.6 i.e. (159.AS, 159.AT)	55	06/92→08/96				24.5112-0384.3	330651	L= 387 + Halter
1.8 i.e. (159.AN)	77	03/92→08/96	→	05/93→	2	24.5228-0223.3	330530	L= 223
2.0 i.e. (159.AP)	83	10/90→09/96						
1.8 i.e. (159.AV)	76	09/93→08/96	→		2	24.5228-0223.3	330530	L= 223
1.8 i.e. (159.AZ)	66	09/93→08/96						
1.8 i.e. (159.BY)	74	10/94→08/96						
<b>FIAT - TEMPRA S.W. (159_) 03/90→10/97</b>								
<b> Bremssattel</b>								
1.4 i.e. (159.AC, 159.AX)	51	10/92→08/96	←	☐; → 04/93		24.3481-1703.5	240051	TRW - Halter
1.6 i.e. (159.AE)	57	10/90→08/96						
1.6 i.e. (159.AS, 159.AT)	55	10/92→08/96	←	☐; → 04/93		24.3481-1704.5	240052	TRW - Halter
			→	☐; → 04/93; + ABS		24.3344-1703.5	240117	TRW - Halter
			→	☐; 05/93→; + ABS		24.3344-1703.5	240117	TRW - Halter
			→	☐; → 04/93; + ABS		24.3344-1704.5	240118	TRW - Halter
			→	☐; 05/93→; + ABS		24.3344-1704.5	240118	TRW - Halter
1.6 i.e. (159.AJ)	66	06/94→08/96	→	☐; + ABS		24.3344-1703.5	240117	TRW - Halter
1.8 i.e. (159.AV)	76	09/93→08/96	→	☐; + ABS		24.3344-1704.5	240118	TRW - Halter
1.8 i.e. (159.AZ)	66	09/93→08/96						
1.8 i.e. (159.BY)	74	10/94→08/96						
1.9 TD (159.AI, 159.BI, 159.CU, 159.AU)	66	07/91→02/95	→	☐; → 04/93; + ABS		24.3344-1703.5	240117	TRW - Halter
			→	☐; 05/93→; + ABS		24.3344-1703.5	240117	TRW - Halter
			→	☐; 05/93→; + ABS		24.3344-1704.5	240118	TRW - Halter
			→	☐; → 04/93; + ABS		24.3344-1704.5	240118	TRW - Halter
2.0 i.e. (159.AP)	83	01/91→03/95	→	☐; → 04/93		24.3344-1703.5	240117	TRW - Halter
			→	☐; 05/93→		24.3344-1703.5	240117	TRW - Halter
			→	☐; 05/93→		24.3344-1704.5	240118	TRW - Halter
			→	☐; → 04/93		24.3344-1704.5	240118	TRW - Halter
2.0 i.e. 4x4 (159.AP)	83	03/92→03/95	→	☐; 05/93→		24.3344-1703.5	240117	TRW - Halter
			→	☐; 05/93→		24.3344-1704.5	240118	TRW - Halter
<b>Zubehörsatz, Bremssattel</b>								
1.4 i.e. (159.AC, 159.AX)	51	10/92→08/96	←	→ 04/93		24.0101-4301.2	260047	TRW
1.6 i.e. (159.AE)	57	10/90→08/96						
1.6 i.e. (159.AS, 159.AT)	55	10/92→08/96	→	05/93→; + ABS		24.0101-3601.2	260044	TRW
			→	→ 04/93; + ABS		24.0101-3601.2	260044	TRW
1.6 i.e. (159.AJ)	66	06/94→08/96	→	+ ABS		24.0101-3601.2	260044	TRW
1.8 i.e. (159.AV)	76	09/93→08/96						
1.8 i.e. (159.AZ)	66	09/93→08/96						
1.8 i.e. (159.BY)	74	10/94→08/96						
1.9 TD (159.AI, 159.BI, 159.CU, 159.AU)	66	07/91→02/95	←	05/93→; + ABS		24.0101-3601.2	260044	TRW
			→	→ 04/93; + ABS		24.0101-3601.2	260044	TRW
2.0 i.e. (159.AP)	83	01/91→03/95	→	05/93→		24.0101-3601.2	260044	TRW
			→	→ 04/93		24.0101-3601.2	260044	TRW
2.0 i.e. 4x4 (159.AP)	83	03/92→03/95	→	05/93→		24.0101-3601.2	260044	TRW
↓								








	kw			 	! #		
<b>FIAT - TEMPRA S.W. (159_) 03/90→10/97</b>							
<b>Bremsschlauch</b>							
1.4 i.e. (159.AC, 159.AX)	51	10/92→08/96	←	→ 04/93	2	24.5112-0360.3 330513	L= 360
1.6 i.e. (159.AE)	57	10/90→08/96				24.5112-0384.3 330651	L= 387 + Halter
1.6 i.e. (159.AS, 159.AT)	55	10/92→08/96					
1.8 i.e. (159.AV)	76	09/93→08/96	→		2	24.5228-0223.3 330530	L= 223
1.8 i.e. (159.AZ)	66	09/93→08/96					
1.8 i.e. (159.BY)	74	10/94→08/96					
2.0 i.e. (159.AP)	83	01/91→03/95	→	05/93→	2	24.5228-0223.3 330530	L= 223
2.0 i.e. 4x4 (159.AP)	83	03/92→03/95					
<b>FIAT - TIPO (160_) 07/87→10/97</b>							
<b>Bremssattel</b>							
1.4 i.e.	57	05/89→04/95	←	☐; → 04/93; + ABS		24.3481-1703.5 240051	TRW - Halter
			←	☐; → 04/93; + ABS		24.3481-1704.5 240052	TRW - Halter
			→	☐; → 04/93; + ABS		24.3344-1703.5 240117	TRW - Halter
			→	☐; → 04/93; + ABS		24.3344-1704.5 240118	TRW - Halter
1.4 i.e. (160.AP, 160.AD, 160.EA)	51	05/89→04/95	←	☐; → 04/93; + ABS		24.3481-1703.5 240051	TRW - Halter
			←	☐; → 04/93; + ABS		24.3481-1704.5 240052	TRW - Halter
			→	☐; 05/93→; + ABS		24.3344-1703.5 240117	TRW - Halter
			→	☐; → 04/93; + ABS		24.3344-1703.5 240117	TRW - Halter
			→	☐; → 04/93; + ABS		24.3344-1704.5 240118	TRW - Halter
			→	☐; 05/93→; + ABS		24.3344-1704.5 240118	TRW - Halter
1.6 i.e. (160.A1, 160.EC, 160.EB)	55	10/92→04/95	→	☐; 05/93→; + ABS		24.3344-1703.5 240117	TRW - Halter
			→	☐; → 04/93; + ABS		24.3344-1703.5 240117	TRW - Halter
			→	☐; 05/93→; + ABS		24.3344-1704.5 240118	TRW - Halter
			→	☐; → 04/93; + ABS		24.3344-1704.5 240118	TRW - Halter
1.8 i.e.	71	03/93→04/95	→	☐; 05/93→; + ABS		24.3344-1703.5 240117	TRW - Halter
1.8 i.e. (160.ED)	76	04/93→04/95	→	☐; 05/93→; + ABS		24.3344-1704.5 240118	TRW - Halter
1.8 i.e.	66	09/93→04/95	→	☐; + ABS		24.3344-1703.5 240117	TRW - Halter
			→	☐; + ABS		24.3344-1704.5 240118	TRW - Halter
1.8 i.e. (160.EQ, 160.AM)	74	10/94→10/95	→	☐; → 09/95; + ABS		24.3344-1703.5 240117	TRW - Halter
			→	☐; → 09/95; + ABS		24.3344-1704.5 240118	TRW - Halter
1.9 TD (160.EL, 160.GL, 160.AQ, 160.EI, 160.AR)	66	09/90→04/95	←	☐; → 04/93		24.3481-1703.5 240051	TRW - Halter
			←	☐; → 04/93		24.3481-1704.5 240052	TRW - Halter
			→	☐; 05/93→; + ABS		24.3344-1703.5 240117	TRW - Halter
			→	☐; → 04/93; + ABS		24.3344-1703.5 240117	TRW - Halter
			→	☐; 05/93→; + ABS		24.3344-1704.5 240118	TRW - Halter
2.0 16V (160.AV)	107	07/91→04/95	→	☐; → 04/93		24.3344-1703.5 240117	TRW - Halter
			→	☐; → 04/93		24.3344-1704.5 240118	TRW - Halter
2.0 i.e. (160.AT, 160.AJ)	83	03/90→04/95	→	☐; 09/90→ 04/93		24.3344-1703.5 240117	TRW - Halter
			→	☐; 05/93→		24.3344-1703.5 240117	TRW - Halter
			→	☐; 05/93→		24.3344-1704.5 240118	TRW - Halter
			→	☐; 09/90→ 04/93		24.3344-1704.5 240118	TRW - Halter
2.0 i.e. 16V Sport (160.EF)	102	03/93→04/95	→	☐; 05/93→		24.3344-1703.5 240117	TRW - Halter
			→	☐; → 04/93		24.3344-1703.5 240117	TRW - Halter
			→	☐; 05/93→		24.3344-1704.5 240118	TRW - Halter
			→	☐; → 04/93		24.3344-1704.5 240118	TRW - Halter
<b>Zubehörsatz, Bremssattel</b>							
1.4 i.e.	57	05/89→04/95	←	→ 04/93; - ABS		24.0101-3601.2 260044	TRW
			←	→ 04/93; + ABS		24.0101-4301.2 260047	TRW
			→	→ 04/93; + ABS		24.0101-3601.2 260044	TRW
1.4 i.e. (160.AP, 160.AD, 160.EA)	51	05/89→04/95	←	→ 04/93; - ABS		24.0101-3601.2 260044	TRW
			←	→ 04/93; + ABS		24.0101-4301.2 260047	TRW
			→	→ 04/93; + ABS		24.0101-3601.2 260044	TRW
			→	05/93→; + ABS		24.0101-3601.2 260044	TRW
↓							








	kw			 	! #		
<b>FIAT - TIPO (160_) 07/87→10/97</b>							
<b>Zubehörsatz, Bremssattel</b>							
1.6 i.e. (160.A1, 160.EC, 160.EB)	55	10/92→04/95	➡	→ 04/93; + ABS		24.0101-3601.2 260044	TRW
			➡	05/93→; + ABS		24.0101-3601.2 260044	TRW
1.8 i.e. (160.ED)	71 76	03/93→04/95 04/93→04/95	➡	05/93→; + ABS		24.0101-3601.2 260044	TRW
1.8 i.e.	66	09/93→04/95	➡	+ ABS		24.0101-3601.2 260044	TRW
1.8 i.e. (160.EQ, 160.AM)	74	10/94→10/95	➡	→ 09/95; + ABS		24.0101-3601.2 260044	TRW
1.9 TD (160.EL, 160.GL, 160.AQ, 160.EI, 160.AR)	66	09/90→04/95	⬅	→ 04/93		24.0101-4301.2 260047	TRW
			➡	→ 04/93; + ABS		24.0101-3601.2 260044	TRW
			➡	05/93→; + ABS		24.0101-3601.2 260044	TRW
2.0 16V (160.AV)	107	07/91→04/95	➡	→ 04/93		24.0101-3601.2 260044	TRW
2.0 i.e. (160.AT, 160.AJ)	83	03/90→04/95	➡	05/93→		24.0101-3601.2 260044	TRW
			➡	09/90→ 04/93		24.0101-3601.2 260044	TRW
2.0 i.e. 16V Sport (160.EF)	102	03/93→04/95	➡	→ 04/93		24.0101-3601.2 260044	TRW
			➡	05/93→		24.0101-3601.2 260044	TRW
<b> Bremsschlauch</b>							
1.4 i.e.	57	05/89→04/95	⬅	→ 04/93	2	24.5112-0360.3 330513	L= 360
			➡	→ 04/93	2	24.5112-0384.3 330651	L= 387 + Halter
			➡	→ 04/93	2	24.5228-0223.3 330530	L= 223
1.4 i.e. (160.AP, 160.AD, 160.EA)	51	05/89→04/95	⬅	→ 04/93	2	24.5112-0360.3 330513	L= 360
1.6 i.e. (160.A1, 160.EC, 160.EB)	55	10/92→04/95	➡	→ 04/93	2	24.5112-0384.3 330651	L= 387 + Halter
			➡	→ 04/93	2	24.5228-0223.3 330530	L= 223
			➡	05/93→	2	83.6401-0159.3 330746	L= 160
1.8 i.e. (160.ED)	71	03/93→04/95	➡	05/93→	2	83.6401-0159.3 330746	L= 160
2.0 i.e. (160.AT, 160.AJ)	83	03/90→04/95					
2.0 i.e. 16V Sport (160.EF)	102	03/93→04/95					
1.8 i.e.	66	09/93→04/95	➡		2	83.6401-0159.3 330746	L= 160
1.8 i.e. (160.EQ, 160.AM)	74	10/94→10/95	➡	→ 09/95	2	83.6401-0159.3 330746	L= 160
1.9 TD (160.EL, 160.GL, 160.AQ, 160.EI, 160.AR)	66	09/90→04/95	⬅	→ 04/93	2	24.5112-0360.3 330513	L= 360
			➡	05/93→	2	24.5112-0384.3 330651	L= 387 + Halter
			➡	05/93→	2	83.6401-0159.3 330746	L= 160
<b>FIAT - ULYSSE (179_) 08/02→06/11</b>							
<b> Bremssattel</b>							
2.0 (179BXA11, 179BXA1A)	100	08/02→06/11	⬅	☐; → 01/11		24.3601-1711.5 240938	TRW - Halter
2.0 D Multijet	88	05/06→06/11	⬅	☐; → 01/11		24.3601-1712.5 240939	TRW - Halter
2.0 D Multijet	100	05/06→06/11	➡	☐; → 01/11		24.3384-1761.5 240850	TRW - Halter
2.2 JTD	120	03/08→06/11	➡	☐; → 01/11		24.3384-1762.5 240851	TRW - Halter
2.0 JTD	79	05/03→08/06	⬅	☐		24.3601-1711.5 240938	TRW - Halter
2.0 JTD	80	08/02→08/06	⬅	☐		24.3601-1712.5 240939	TRW - Halter
2.2 JTD	94	08/02→08/06	⬅	☐		24.3601-1712.5 240939	TRW - Halter
			➡	☐		24.3384-1761.5 240850	TRW - Halter
			➡	☐		24.3384-1762.5 240851	TRW - Halter
2.2 D Multijet	125	03/08→06/11	⬅	☐; → 01/11		24.3451-1855.5 240659	TRW - Halter
			⬅	☐; → 01/11		24.3451-1856.5 240660	TRW - Halter
			➡	☐; → 01/11		24.3384-1761.5 240850	TRW - Halter
			➡	☐; → 01/11		24.3384-1762.5 240851	TRW - Halter
3.0	150	08/02→06/11	➡	☐; → 01/11		24.3384-1761.5 240850	TRW - Halter
			➡	☐; → 01/11		24.3384-1762.5 240851	TRW - Halter
<b> Bremsschlauch</b>							
2.0 (179BXA11, 179BXA1A)	100	08/02→06/11	⬅	→ 01/11	2	24.5111-0462.3 330555	L= 460
2.0 D Multijet	88	05/06→06/11	➡	→ 01/11	2	24.5229-0251.3 330535	L= 250
2.0 D Multijet	100	05/06→06/11					
2.2 JTD	120	03/08→06/11					
3.0	150	08/02→06/11					
2.0 JTD	79	05/03→08/06	⬅		2	24.5111-0462.3 330555	L= 460
↓							

	kW			 	! #		
<b>FIAT - ULYSSE (179_) 08/02→06/11</b>							
 <b>Bremsschlauch</b>							
2.0 JTD	80	08/02→08/06	➔		2	24.5229-0251.3 330535	L= 250
2.2 JTD	94	08/02→08/06	➔				
2.2 D Multijet	125	03/08→06/11	➔	→ 01/11	2	24.5229-0251.3 330535	L= 250
<b>FIAT - ULYSSE (220_) 06/94→08/02</b>							
 <b>Bremssattel</b>							
1.8 (220.BB5)	73	05/97→08/02	←	☐; → 07/02		24.3571-1711.5 240159	BDX - Halter
			←	☐; → 07/02		24.3571-1712.5 240160	BDX - Halter
			➔	☐; → 07/02; + ABS		24.3361-9975.5 240541	ATE - Halter
			➔	☐; → 07/02; + ABS		24.3361-9976.5 240542	ATE - Halter
1.9 TD	68	05/97→12/99	←	☐		24.3571-1709.5 240153	TRW - Halter
			←	☐		24.3571-1710.5 240154	TRW - Halter
			➔	☐; + ABS		24.3361-9975.5 240541	ATE - Halter
			➔	☐; + ABS		24.3361-9976.5 240542	ATE - Halter
1.9 TD (220AH5)	66	02/95→08/02	←	☐; → 07/02		24.3571-1709.5 240153	TRW - Halter
2.0 (220.AC5)	89	06/94→08/02	←	☐; → 07/02		24.3571-1710.5 240154	TRW - Halter
2.0 JTD	80	10/99→08/02	➔	☐; → 07/02; + ABS		24.3361-9975.5 240541	ATE - Halter
			➔	☐; → 07/02; + ABS		24.3361-9976.5 240542	ATE - Halter
2.0 16V	97	05/98→09/00	←	☐		24.3571-1709.5 240153	TRW - Halter
			←	☐		24.3571-1710.5 240154	TRW - Halter
			➔	☐		24.3361-9975.5 240541	ATE - Halter
			➔	☐		24.3361-9976.5 240542	ATE - Halter
2.0 16V (220AQ5)	100	09/00→08/02	←	☐; → 07/02		24.3571-1709.5 240153	TRW - Halter
2.0 Turbo (220.AD5)	108	06/94→08/02	←	☐; → 07/02		24.3571-1710.5 240154	TRW - Halter
			➔	☐; → 07/02		24.3361-9975.5 240541	ATE - Halter
			➔	☐; → 07/02		24.3361-9976.5 240542	ATE - Halter
2.0 JTD 16V	80	05/99→08/02	←	☐; 10/99→ 07/02		24.3571-1709.5 240153	TRW - Halter
			←	☐; 10/99→ 07/02		24.3571-1710.5 240154	TRW - Halter
			➔	☐; 10/99→ 07/02; + ABS		24.3361-9975.5 240541	ATE - Halter
			➔	☐; 10/99→ 07/02; + ABS		24.3361-9976.5 240542	ATE - Halter
2.1 TD	80	03/96→10/99	←	☐; 06/96→		24.3571-1709.5 240153	TRW - Halter
			←	☐; 06/96→		24.3571-1710.5 240154	TRW - Halter
			➔	☐; 06/96→; + ABS		24.3361-9975.5 240541	ATE - Halter
			➔	☐; 06/96→; + ABS		24.3361-9976.5 240542	ATE - Halter
<b>Feder, Bremssattel</b>							
1.8 (220.BB5)	73	05/97→08/02	➔	→ 07/02; + ABS	2	11.8116-0073.1 390498	ATE
1.9 TD (220AH5)	66	02/95→08/02					
2.0 (220.AC5)	89	06/94→08/02					
2.0 JTD	80	10/99→08/02					
1.9 TD	68	05/97→12/99	➔	+ ABS	2	11.8116-0073.1 390498	ATE
2.0 16V	97	05/98→09/00	➔		2	11.8116-0073.1 390498	ATE
2.0 16V (220AQ5)	100	09/00→08/02	➔	→ 07/02	2	11.8116-0073.1 390498	ATE
2.0 Turbo (220.AD5)	108	06/94→08/02					
2.0 JTD 16V	80	05/99→08/02	➔	10/99→ 07/02; + ABS	2	11.8116-0073.1 390498	ATE
2.1 TD	80	03/96→10/99	➔	06/96→; + ABS	2	11.8116-0073.1 390498	ATE
<b>Führungshülzensatz, Bremssattel</b>							
1.8 (220.BB5)	73	05/97→08/02	➔	→ 07/02; + ABS		11.0101-5407.2 260011	ATE
1.9 TD (220AH5)	66	02/95→08/02					
2.0 (220.AC5)	89	06/94→08/02					
2.0 JTD	80	10/99→08/02					
1.9 TD	68	05/97→12/99	➔	+ ABS		11.0101-5407.2 260011	ATE
2.0 16V	97	05/98→09/00	➔			11.0101-5407.2 260011	ATE
2.0 16V (220AQ5)	100	09/00→08/02	➔	→ 07/02		11.0101-5407.2 260011	ATE
2.0 Turbo (220.AD5)	108	06/94→08/02					
2.0 JTD 16V	80	05/99→08/02	➔	10/99→ 07/02; + ABS		11.0101-5407.2 260011	ATE
2.1 TD	80	03/96→10/99	➔	06/96→; + ABS		11.0101-5407.2 260011	ATE
↓							








	kw			 	! #		
<b>FIAT - ULYSSE (220_) 06/94→08/02</b>							
<b>Führungsbolzen, Bremsattel</b>							
1.8 (220.BB5)	73	05/97→08/02		→ 07/02; + ABS	2	11.8171-0008.1	990049 ATE
1.9 TD (220AH5)	66	02/95→08/02					
2.0 (220.AC5)	89	06/94→08/02					
2.0 JTD	80	10/99→08/02					
1.9 TD	68	05/97→12/99		+ ABS	2	11.8171-0008.1	990049 ATE
2.0 16V	97	05/98→09/00			2	11.8171-0008.1	990049 ATE
2.0 16V (220AQ5)	100	09/00→08/02		→ 07/02	2	11.8171-0008.1	990049 ATE
2.0 Turbo (220.AD5)	108	06/94→08/02					
2.0 JTD 16V	80	05/99→08/02		10/99→ 07/02; + ABS	2	11.8171-0008.1	990049 ATE
2.1 TD	80	03/96→10/99		06/96→; + ABS	2	11.8171-0008.1	990049 ATE
<b>Dichtungssatz, Bremsattel</b>							
1.8 (220.BB5)	73	05/97→08/02	➡	→ 07/02; + ABS		11.0441-3602.2	250008 ATE
1.9 TD (220AH5)	66	02/95→08/02					
2.0 (220.AC5)	89	06/94→08/02					
2.0 JTD	80	10/99→08/02					
1.9 TD	68	05/97→12/99	➡	+ ABS		11.0441-3602.2	250008 ATE
2.0 16V	97	05/98→09/00	➡			11.0441-3602.2	250008 ATE
2.0 16V (220AQ5)	100	09/00→08/02	➡	→ 07/02		11.0441-3602.2	250008 ATE
2.0 Turbo (220.AD5)	108	06/94→08/02					
2.0 JTD 16V	80	05/99→08/02	➡	10/99→ 07/02; + ABS		11.0441-3602.2	250008 ATE
2.1 TD	80	03/96→10/99	➡	06/96→; + ABS		11.0441-3602.2	250008 ATE
<b>Bremsschlauch</b>							
1.8 (220.BB5)	73	05/97→08/02	←	→ 07/02	2	24.5118-0471.3	330528 L= 473
1.9 TD (220AH5)	66	02/95→08/02					
2.0 (220.AC5)	89	06/94→08/02	➡	→ 07/02	2	24.5111-0301.3	330499 L= 300
2.0 JTD	80	10/99→08/02				24.5229-0251.3	330535 L= 250
2.0 Turbo (220.AD5)	108	06/94→08/02					
1.9 TD	68	05/97→12/99	←		2	24.5118-0471.3	330528 L= 473
			➡		2	24.5111-0301.3	330499 L= 300
						24.5229-0251.3	330535 L= 250
2.0 16V	97	05/98→09/00	←		2	24.5118-0471.3	330528 L= 473
			➡		2	24.5111-0301.3	330499 L= 300
						24.5229-0251.3	330535 L= 250
2.0 16V (220AQ5)	100	09/00→08/02	←	→ 07/02	2	24.5118-0471.3	330528 L= 473
			➡	→ 07/02	2	24.5111-0301.3	330499 L= 300
						24.5229-0251.3	330535 L= 250
2.0 JTD 16V	80	05/99→08/02	←	10/99→ 07/02	2	24.5118-0471.3	330528 L= 473
			➡	10/99→ 07/02	2	24.5111-0301.3	330499 L= 300
						24.5229-0251.3	330535 L= 250
2.1 TD	80	03/96→10/99	←	06/96→	2	24.5118-0471.3	330528 L= 473
			➡	06/96→	2	24.5111-0301.3	330499 L= 300
						24.5229-0251.3	330535 L= 250
<b>FIAT - UNO (146_) 01/83→12/13</b>							
<b>Bremsschlauch</b>							
1.1	41	04/86→06/06	←	10/89→ 06/95	2	24.5112-0390.3	330517 L= 390
			➡	10/89→ 06/95	2	24.5228-0200.3	330470 L= 200
45 i.e. 1.0 (146E, 146A)	33	10/84→10/95	←	10/89→ 06/95	2	24.5112-0390.3	330517 L= 390
			➡	→ 09/89	2	24.5228-0200.3	330470 L= 200
			➡	10/89→ 06/95	2	24.5228-0200.3	330470 L= 200
70 i.e. 1.4	51	09/89→07/96	➡	10/89→ 06/95	2	24.5228-0200.3	330470 L= 200
70 S 1.4	52	10/88→06/06					
<b>FORD - B-MAX (JK) 10/12→</b>							
<b>Bremsschlauch</b>							
1.0 EcoBoost	74	10/12→	←	☐		83.7838-0376.3	331475 L= 372
1.0 EcoBoost	88	10/12→	←	☐		83.7838-0377.3	331476 L= 372
1.0 EcoBoost	92	10/12→	←				
1.0 EcoBoost	103	02/16→	➡		2	83.7827-0263.3	331193 L= 260
1.4	66	10/12→					
1.4 LPG	66	08/13→					
1.5 TDCi	55	10/12→					
1.5 TDCi	70	04/15→					
1.6 TDCi	70	10/12→					
1.6 Ti	77	10/12→					
























	kw			 	! #		
<b>FORD - C-MAX (DM2) 02/07→09/10</b>							
<b>Bremssattel</b>							
1.6	74	02/07→09/10	←	☐; 03/07→		24.3571-9813.5 240557	ATE - Halter
1.6 TDCi	66	02/07→09/10	←	☐; 03/07→		24.3571-9814.5 240558	ATE - Halter
1.6 TDCi	74	02/07→09/10	←	☐; 03/07→		24.3571-9814.5 240558	ATE - Halter
1.6 TDCi	80	02/07→09/10	→	☐; 03/07→		24.3387-7015.5 241007	ATE - Halter
1.8	90	02/07→09/10	→	☐; 03/07→		24.3387-7015.5 241007	ATE - Halter
1.8	92	02/07→09/10	→	☐; 03/07→		24.3387-7016.5 241008	ATE - Halter
1.8 Flexifuel	92	02/07→09/10	→	☐; 03/07→		24.3387-7016.5 241008	ATE - Halter
1.8 TDCi	85	02/07→09/10	→	☐; 03/07→		24.3387-7016.5 241008	ATE - Halter
2.0	107	02/07→09/10	→	☐; 03/07→		24.3387-7016.5 241008	ATE - Halter
2.0 TDCi	98	02/07→09/10	→	☐; 03/07→		24.3387-7016.5 241008	ATE - Halter
2.0 TDCi	100	02/07→09/10	→	☐; 03/07→		24.3387-7016.5 241008	ATE - Halter
1.6	85	04/07→09/10	←	☐		24.3571-9813.5 240557	ATE - Halter
2.0 CNG	107	04/09→09/10	←	☐		24.3571-9814.5 240558	ATE - Halter
2.0 LPG	107	06/08→09/10	←	☐		24.3571-9814.5 240558	ATE - Halter
2.0 TDCi	81	02/08→09/10	→	☐		24.3387-7015.5 241007	ATE - Halter
2.0 TDCi	81	02/08→09/10	→	☐		24.3387-7016.5 241008	ATE - Halter
<b>Halter, Bremssattel</b>							
1.6	74	02/07→09/10	←	03/07→		11.0230-0736.1 260132	ATE
1.6 TDCi	66	02/07→09/10	←	03/07→		11.0230-0736.1 260132	ATE
1.6 TDCi	74	02/07→09/10	←	03/07→		11.0230-0736.1 260132	ATE
1.6 TDCi	80	02/07→09/10	←	03/07→		11.0230-0736.1 260132	ATE
1.8	90	02/07→09/10	←	03/07→		11.0230-0736.1 260132	ATE
1.8	92	02/07→09/10	←	03/07→		11.0230-0736.1 260132	ATE
1.8 Flexifuel	92	02/07→09/10	←	03/07→		11.0230-0736.1 260132	ATE
1.6	85	04/07→09/10	←			11.0230-0736.1 260132	ATE
1.8 TDCi	85	02/07→09/10	←	03/07→		11.0230-0818.1 260135	ATE
2.0	107	02/07→09/10	←	03/07→		11.0230-0818.1 260135	ATE
2.0 TDCi	98	02/07→09/10	→	03/07→		11.0230-0698.2 260091	ATE
2.0 TDCi	100	02/07→09/10	→	03/07→		11.0230-0698.2 260091	ATE
2.0 CNG	107	04/09→09/10	←			11.0230-0818.1 260135	ATE
2.0 LPG	107	06/08→09/10	←			11.0230-0818.1 260135	ATE
2.0 TDCi	81	02/08→09/10	→			11.0230-0698.2 260091	ATE
<b>Feder, Bremssattel</b>							
1.6	74	02/07→09/10	←	03/07→	2	11.8116-0356.1 390586	ATE
1.6 TDCi	66	02/07→09/10	←	03/07→	2	11.8116-0356.1 390586	ATE
1.6 TDCi	74	02/07→09/10	→	03/07→	2	11.8116-0340.1 390595	ATE
1.6 TDCi	80	02/07→09/10	→	03/07→	2	11.8116-0340.1 390595	ATE
1.8	90	02/07→09/10	→	03/07→	2	11.8116-0340.1 390595	ATE
1.8	92	02/07→09/10	→	03/07→	2	11.8116-0340.1 390595	ATE
1.8 Flexifuel	92	02/07→09/10	→	03/07→	2	11.8116-0340.1 390595	ATE
1.8 TDCi	85	02/07→09/10	→	03/07→	2	11.8116-0340.1 390595	ATE
2.0	107	02/07→09/10	→	03/07→	2	11.8116-0340.1 390595	ATE
2.0 TDCi	98	02/07→09/10	→	03/07→	2	11.8116-0340.1 390595	ATE
2.0 TDCi	100	02/07→09/10	→	03/07→	2	11.8116-0340.1 390595	ATE
1.6	85	04/07→09/10	←		2	11.8116-0356.1 390586	ATE
2.0 CNG	107	04/09→09/10	←		2	11.8116-0356.1 390586	ATE
2.0 LPG	107	06/08→09/10	→		2	11.8116-0340.1 390595	ATE
2.0 TDCi	81	02/08→09/10	→		2	11.8116-0340.1 390595	ATE
<b>Führungshülzensatz, Bremssattel</b>							
1.6	74	02/07→09/10	←	03/07→		11.0101-5407.2 260011	ATE
1.6 TDCi	66	02/07→09/10	←	03/07→		11.0101-5407.2 260011	ATE
1.6 TDCi	74	02/07→09/10	→	03/07→		11.0101-5407.2 260011	ATE
1.6 TDCi	80	02/07→09/10	→	03/07→		11.0101-5407.2 260011	ATE
1.8	90	02/07→09/10	→	03/07→		11.0101-5407.2 260011	ATE
1.8	92	02/07→09/10	→	03/07→		11.0101-5407.2 260011	ATE
1.8 Flexifuel	92	02/07→09/10	→	03/07→		11.0101-5407.2 260011	ATE
1.8 TDCi	85	02/07→09/10	→	03/07→		11.0101-5407.2 260011	ATE
2.0	107	02/07→09/10	→	03/07→		11.0101-5407.2 260011	ATE
2.0 TDCi	98	02/07→09/10	→	03/07→		11.0101-5407.2 260011	ATE
2.0 TDCi	100	02/07→09/10	→	03/07→		11.0101-5407.2 260011	ATE
1.6	85	04/07→09/10	←			11.0101-5407.2 260011	ATE
2.0 CNG	107	04/09→09/10	←			11.0101-5407.2 260011	ATE
2.0 LPG	107	06/08→09/10	→			11.0101-5407.2 260011	ATE
2.0 TDCi	81	02/08→09/10	→			11.0101-5407.2 260011	ATE
<b>Führungsbolzen, Bremssattel</b>							
1.6	74	02/07→09/10	←	03/07→	2	11.8171-0008.1 990049	ATE
1.6 TDCi	66	02/07→09/10	←	03/07→	2	11.8171-0008.1 990049	ATE
1.6 TDCi	74	02/07→09/10	→	03/07→	2	11.8171-0008.1 990049	ATE
1.6 TDCi	80	02/07→09/10	→	03/07→	2	11.8171-0008.1 990049	ATE
1.8	90	02/07→09/10	→	03/07→	2	11.8171-0008.1 990049	ATE
1.8	92	02/07→09/10	→	03/07→	2	11.8171-0008.1 990049	ATE
1.8 Flexifuel	92	02/07→09/10	→	03/07→	2	11.8171-0008.1 990049	ATE
1.6	85	04/07→09/10	←		2	11.8171-0008.1 990049	ATE
			→		2	11.8171-0008.1 990049	ATE
↓							












	kW			 	! #		
<b>FORD - C-MAX (DM2) 02/07→09/10</b>							
<b>Führungsbolzen, Bremsattel</b>							
1.8 TDCi	85	02/07→09/10		03/07→	2	11.8171-0008.1 990049	ATE
2.0	107	02/07→09/10	←	03/07→	2	11.8171-0008.1 990049	ATE
2.0 TDCi	98	02/07→09/10					
2.0 TDCi	100	02/07→09/10					
2.0 CNG	107	04/09→09/10			2	11.8171-0008.1 990049	ATE
2.0 LPG	107	06/08→09/10					
2.0 TDCi	81	02/08→09/10	←		2	11.8171-0008.1 990049	ATE
<b>Bremsschlauch</b>							
1.6	74	02/07→09/10	←	03/07→	2	83.7716-0397.3 330790	L= 395
1.6 TDCi	66	02/07→09/10					
1.6 TDCi	74	02/07→09/10	→	03/07→	2	24.5124-0420.3 331276	L= 420
1.6 TDCi	80	02/07→09/10					
1.8	90	02/07→09/10					
1.8	92	02/07→09/10					
1.8 Flexifuel	92	02/07→09/10					
1.8 TDCi	85	02/07→09/10					
2.0	107	02/07→09/10					
2.0 TDCi	98	02/07→09/10					
2.0 TDCi	100	02/07→09/10					
1.6	85	04/07→09/10	←		2	83.7716-0397.3 330790	L= 395
2.0 CNG	107	04/09→09/10					
2.0 LPG	107	06/08→09/10	→		2	24.5124-0420.3 331276	L= 420
2.0 TDCi	81	02/08→09/10					
<b>FORD - C-MAX II (DXA/CB7, DXA/CEU) 04/10→</b>							
<b>Bremssattel</b>							
1.0 EcoBoost	74	10/12→	←	☐		24.3571-9813.5 240557	ATE - Halter
1.0 EcoBoost	92	10/12→	←	☐		24.3571-9814.5 240558	ATE - Halter
1.5 EcoBoost	110	03/15→	←	☐			
1.5 EcoBoost	134	03/15→	→	☐		24.3387-7099.5 241017	ATE - Halter
1.5 TDCi	70	03/15→	→	☐			
1.5 TDCi	88	03/15→	→	☐		24.3387-7100.5 241018	ATE - Halter
1.5 TDCi ECONetic	77	03/15→					
1.6 EcoBoost	110	12/10→					
1.6 EcoBoost	134	12/10→					
1.6 Flexifuel	88	02/11→					
1.6 LPG	86	02/12→					
1.6 LPG	88	02/12→					
1.6 TDCi	70	12/10→					
1.6 TDCi	85	12/10→					
1.6 Ti	63	12/10→					
1.6 Ti	77	12/10→					
1.6 Ti	88	02/12→					
1.6 Ti	92	12/10→					
2.0 TDCi	85	02/11→					
2.0 TDCi	100	02/11→					
2.0 TDCi	110	03/15→					
2.0 TDCi	120	12/10→					
2.0 TDCi	125	03/15→					
2.0 TDCi	103	04/10→	←	☐		24.3571-9813.5 240557	ATE - Halter
			←	☐		24.3571-9814.5 240558	ATE - Halter
			→	☐		24.3387-7099.5 241017	ATE - Halter
			→	☐; 12/10→		24.3387-7100.5 241018	ATE - Halter
<b>Feder, Bremsattel</b>							
1.0 EcoBoost	74	10/12→			2	11.8116-0356.1 390586	ATE
1.0 EcoBoost	92	10/12→	→		2	11.8116-0340.1 390595	ATE
1.5 EcoBoost	110	03/15→					
1.5 EcoBoost	134	03/15→					
1.5 TDCi	70	03/15→					
1.5 TDCi	88	03/15→					
1.5 TDCi ECONetic	77	03/15→					
1.6 EcoBoost	110	12/10→					
1.6 EcoBoost	134	12/10→					
1.6 Flexifuel	88	02/11→					
1.6 LPG	86	02/12→					
1.6 LPG	88	02/12→					
1.6 TDCi	70	12/10→					
1.6 TDCi	85	12/10→					
1.6 Ti	63	12/10→					
1.6 Ti	77	12/10→					
1.6 Ti	88	02/12→					
1.6 Ti	92	12/10→					
2.0 TDCi	85	02/11→					
2.0 TDCi	100	02/11→					
2.0 TDCi	103	04/10→					
2.0 TDCi	110	03/15→					
2.0 TDCi	120	12/10→					



















	kW			 	! #		
<b>FORD - C-MAX II (DXA/CB7, DXA/CEU) 04/10→</b>							
<b>Feder, Bremssattel</b>							
2.0 TDCi	125	03/15→			2	<b>11.8116-0356.1 390586</b>	ATE
			→		2	<b>11.8116-0340.1 390595</b>	ATE
<b>Führungshülzensatz, Bremssattel</b>							
1.0 EcoBoost	74	10/12→	←			<b>11.0101-5407.2 260011</b>	ATE
1.0 EcoBoost	92	10/12→					
1.5 EcoBoost	110	03/15→					
1.5 EcoBoost	134	03/15→					
1.5 TDCi	70	03/15→					
1.5 TDCi	88	03/15→					
1.5 TDCi ECONetic	77	03/15→					
1.6 EcoBoost	110	12/10→					
1.6 EcoBoost	134	12/10→					
1.6 Flexifuel	88	02/11→					
1.6 LPG	86	02/12→					
1.6 LPG	88	02/12→					
1.6 TDCi	70	12/10→					
1.6 TDCi	85	12/10→					
1.6 Ti	63	12/10→					
1.6 Ti	77	12/10→					
1.6 Ti	88	02/12→					
1.6 Ti	92	12/10→					
2.0 TDCi	85	02/11→					
2.0 TDCi	100	02/11→					
2.0 TDCi	103	04/10→					
2.0 TDCi	110	03/15→					
2.0 TDCi	120	12/10→					
2.0 TDCi	125	03/15→					
<b>Führungsbolzen, Bremssattel</b>							
1.0 EcoBoost	74	10/12→			2	<b>11.8171-0008.1 990049</b>	ATE
1.0 EcoBoost	92	10/12→					
1.5 EcoBoost	110	03/15→					
1.5 EcoBoost	134	03/15→					
1.5 TDCi	70	03/15→					
1.5 TDCi	88	03/15→					
1.5 TDCi ECONetic	77	03/15→					
1.6 EcoBoost	110	12/10→					
1.6 EcoBoost	134	12/10→					
1.6 Flexifuel	88	02/11→					
1.6 LPG	86	02/12→					
1.6 LPG	88	02/12→					
1.6 TDCi	70	12/10→					
1.6 TDCi	85	12/10→					
1.6 Ti	63	12/10→					
1.6 Ti	77	12/10→					
1.6 Ti	88	02/12→					
1.6 Ti	92	12/10→					
2.0 TDCi	85	02/11→					
2.0 TDCi	100	02/11→					
2.0 TDCi	103	04/10→					
2.0 TDCi	110	03/15→					
2.0 TDCi	120	12/10→					
2.0 TDCi	125	03/15→					
<b>Bremsschlauch</b>							
1.0 EcoBoost	74	10/12→	←		2	<b>83.7769-0398.3 331472</b>	L= 400
1.0 EcoBoost	92	10/12→					
1.5 EcoBoost	110	03/15→	→		2	<b>24.5140-0420.3 331503</b>	L= 420
1.5 EcoBoost	134	03/15→					
1.5 TDCi	70	03/15→					
1.5 TDCi	88	03/15→					
1.5 TDCi ECONetic	77	03/15→					
1.6 EcoBoost	110	12/10→					
1.6 EcoBoost	134	12/10→					
1.6 Flexifuel	88	02/11→					
1.6 LPG	86	02/12→					
1.6 LPG	88	02/12→					
1.6 TDCi	70	12/10→					
1.6 TDCi	85	12/10→					
1.6 Ti	63	12/10→					
1.6 Ti	77	12/10→					
1.6 Ti	88	02/12→					
1.6 Ti	92	12/10→					
2.0 Energi	103	01/15→					
2.0 Energi	136	01/15→					
2.0 TDCi	85	02/11→					
2.0 TDCi	100	02/11→					
2.0 TDCi	110	03/15→					
2.0 TDCi	120	12/10→					
2.0 TDCi	125	03/15→					
↓							













	kw					! #		
<b>FORD - C-MAX II (DXA/CB7, DXA/CEU) 04/10→</b>								
 <b>Bremsschlauch</b>								
2.0 TDCi	103	04/10→	←	12/10→	2	83.7769-0398.3	331472	L= 400
			→		2	24.5140-0420.3	331503	L= 420
<b>FORD - COUGAR (EC_) 08/98→12/01</b>								
 <b>Bremsattel</b>								
2.0 16V	96	08/98→12/01	←	☐; 09/98→		24.3601-8527.5	240503	ATE - Halter
2.5 V6 24V	125	08/98→12/01	←	☐; 09/98→		24.3601-8528.5	240504	ATE - Halter
			→	☐; 09/98→		24.3364-1703.5	240309	BOS - Halter
			→	☐; 09/98→		24.3364-1704.5	240310	BOS - Halter
2.5 ST 200	151	01/00→12/01	←	☐		24.3601-8527.5	240503	ATE - Halter
			←	☐		24.3601-8528.5	240504	ATE - Halter
2.5 V6 24V	125	06/00→12/01	←	☐		24.3601-8527.5	240503	ATE - Halter
			←	☐		24.3601-8528.5	240504	ATE - Halter
			→	☐		24.3364-1703.5	240309	BOS - Halter
			→	☐		24.3364-1704.5	240310	BOS - Halter
<b>Feder, Bremsattel</b>								
2.0 16V	96	08/98→12/01	←	09/98→	2	11.8116-0301.1	390610	ATE
2.5 V6 24V	125	08/98→12/01						
2.5 ST 200	151	01/00→12/01	←		2	11.8116-0301.1	390610	ATE
2.5 V6 24V	125	06/00→12/01						
<b>Führungshülensatz, Bremsattel</b>								
2.0 16V	96	08/98→12/01	←	09/98→		11.0101-5407.2	260011	ATE
2.5 V6 24V	125	08/98→12/01						
2.5 ST 200	151	01/00→12/01	←			11.0101-5407.2	260011	ATE
2.5 V6 24V	125	06/00→12/01						
<b>Führungsbolzen, Bremsattel</b>								
2.0 16V	96	08/98→12/01	←	09/98→	2	11.8171-0008.1	990049	ATE
2.5 V6 24V	125	08/98→12/01						
2.5 ST 200	151	01/00→12/01	←		2	11.8171-0008.1	990049	ATE
2.5 V6 24V	125	06/00→12/01						
<b>Dichtungssatz, Bremsattel</b>								
2.0 16V	96	08/98→12/01	←	09/98→		11.0441-6007.2	250146	ATE
2.5 V6 24V	125	08/98→12/01						
2.5 ST 200	151	01/00→12/01	←			11.0441-6007.2	250146	ATE
2.5 V6 24V	125	06/00→12/01						
 <b>Bremsschlauch</b>								
2.0 16V	96	08/98→12/01	←	09/98→	2	83.7114-0376.3	330373	L= 370
2.5 V6 24V	125	08/98→12/01	→	09/98→	2	24.5309-0540.3	331368	L= 540
2.5 ST 200	151	01/00→12/01	←		2	83.7114-0376.3	330373	L= 370
2.5 V6 24V	125	06/00→12/01	→		2	24.5309-0540.3	331368	L= 540
<b>FORD - COURIER Kasten/Großraumlimousine (F3L, F5L) 04/89→02/96</b>								
 <b>Bremsattel</b>								
1.3	44	09/91→02/96	←	☐; 11/95→		11.3481-8514.2	220336	ATE - Halter
1.8 D	44	09/91→02/96	←	☐; → 10/95		24.3481-8511.5	240760	- Halter
			←	☐; → 10/95		24.3481-8512.5	240761	- Halter
			←	☐; 11/95→		24.3481-8513.5	241147	ATE - Halter
			←	☐; → 10/95; V		24.3541-1701.5	240005	ATE - Halter
			←	☐; 11/95→; V		24.3541-8529.5	240553	ATE - Halter
			←	☐; 11/95→; V		24.3541-8530.5	240554	ATE - Halter
<b>Halter, Bremsattel</b>								
1.3	44	09/91→02/96	←	11/95→		11.0230-0687.1	260106	ATE
1.8 D	44	09/91→02/96						
<b>Führungshülensatz, Bremsattel</b>								
1.3	44	09/91→02/96	←	11/95→		11.0101-5407.2	260011	ATE
1.8 D	44	09/91→02/96	←	→ 10/95		11.0101-5407.2	260011	ATE
↓								

	kW			 	! #		
<b>FORD - COURIER Kasten/Großraumlimousine (F3L, F5L) 04/89→02/96</b>							
<b>Führungsbolzen, Bremsattel</b>							
1.3	44	09/91→02/96		11/95→	2	11.8171-0008.1 990049	ATE
1.8 D	44	09/91→02/96		→ 10/95	2	11.8171-0008.1 990049	ATE
<b>Dichtungssatz, Bremsattel</b>							
1.3	44	09/91→02/96	←	→ 10/95		11.0441-4805.2 250020	ATE
1.8 D	44	09/91→02/96	←	11/95→		11.0441-4805.2 250020	ATE
			←	→ 10/95; V		11.0441-5402.2 250028	ATE
			→	11/95→; V		11.0441-5402.2 250028	ATE
<b> Bremschlauch</b>							
1.3	44	09/91→02/96	←		2	24.5303-0400.3 330404	L= 400
1.8 D	44	09/91→02/96	←				
<b>FORD - COURIER Kasten/Großraumlimousine (J5_, J3_) 02/96→</b>							
<b> Bremsattel</b>							
1.3	44	02/96→08/03	←	☐; 02/00→ 03/02; - ABS		24.3481-8515.5 240477	ATE - Halter
1.8 D	44	02/96→04/02	←	☐; 02/00→ 03/02; - ABS		24.3481-8516.5 240478	ATE - Halter
			←	☐; → 01/00		24.3541-8529.5 240553	ATE - Halter
			←	☐; → 01/00		24.3541-8530.5 240554	ATE - Halter
			←	☐; 02/00→ 03/02; + ABS		24.3541-8531.5 240679	ATE - Halter
			←	☐; 02/00→ 03/02; + ABS		24.3541-8532.5 240680	ATE - Halter
1.4 i	66	04/96→10/99	←	☐		24.3541-8529.5 240553	ATE - Halter
			←	☐		24.3541-8530.5 240554	ATE - Halter
1.8 DI	55	09/00→08/03	←	☐; → 03/02; - ABS		24.3481-8515.5 240477	ATE - Halter
			←	☐; → 03/02; - ABS		24.3481-8516.5 240478	ATE - Halter
			←	☐; → 03/02; + ABS		24.3541-8531.5 240679	ATE - Halter
			←	☐; → 03/02; + ABS		24.3541-8532.5 240680	ATE - Halter
<b>Feder, Bremsattel</b>							
1.3	44	02/96→08/03		→ 01/00	2	11.8116-0264.1 390594	ATE
1.8 D	44	02/96→04/02		02/00→ 03/02	2	11.8116-0264.1 390594	ATE
1.4 i	66	04/96→10/99			2	11.8116-0264.1 390594	ATE
1.8 DI	55	09/00→08/03		→ 03/02; - ABS	2	11.8116-0264.1 390594	ATE
				→ 03/02; + ABS	2	11.8116-0264.1 390594	ATE
<b>Führungshülzensatz, Bremsattel</b>							
1.3	44	02/96→08/03	←	02/00→ 03/02		11.0101-5407.2 260011	ATE
1.8 D	44	02/96→04/02	←	→ 01/00		11.0101-5407.2 260011	ATE
1.4 i	66	04/96→10/99	←			11.0101-5407.2 260011	ATE
1.8 DI	55	09/00→08/03	←	→ 03/02; - ABS		11.0101-5407.2 260011	ATE
			←	→ 03/02; + ABS		11.0101-5407.2 260011	ATE
<b>Führungsbolzen, Bremsattel</b>							
1.3	44	02/96→08/03	←	→ 01/00	2	11.8171-0008.1 990049	ATE
1.8 D	44	02/96→04/02	←	02/00→ 03/02	2	11.8171-0008.1 990049	ATE
1.4 i	66	04/96→10/99	←		2	11.8171-0008.1 990049	ATE
1.8 DI	55	09/00→08/03	←	→ 03/02; - ABS	2	11.8171-0008.1 990049	ATE
			←	→ 03/02; + ABS	2	11.8171-0008.1 990049	ATE
<b>Dichtungssatz, Bremsattel</b>							
1.3	44	02/96→08/03	←	→ 01/00		11.0441-5402.2 250028	ATE
1.8 D	44	02/96→04/02	←				
1.4 i	66	04/96→10/99	←			11.0441-5402.2 250028	ATE
<b> Bremschlauch</b>							
1.3	44	02/96→08/03	←	☐; → 03/02		24.5312-0360.3 331572	L= 360
1.8 D	44	02/96→04/02	←	☐; → 03/02		24.5312-0361.3 331573	L= 360
1.4 i	66	04/96→10/99	←	☐		24.5312-0360.3 331572	L= 360
			←	☐		24.5312-0361.3 331573	L= 360
↓							













	kw					! #		
<b>FORD - COURIER Kasten/Großraumlimousine (J5_, J3_) 02/96→</b>								
 <b>Bremsschlauch</b>								
1.4 i	66	04/96→10/99	→			2	24.5305-0295.3 330657	L= 297
1.8 DI	55	09/00→08/03	←	☐; → 03/02			24.5312-0360.3 331572	L= 360
			←	☐; → 03/02			24.5312-0361.3 331573	L= 360
			→	→ 03/02	2	24.5305-0310.3 331326	L= 310	
<b>FORD - ESCORT V (AAL, ABL) 07/90→09/96</b>								
 <b>Bremssattel</b>								
1.3	44	07/90→01/95	←	☐; 09/90→; + ABS			24.3541-1707.5 240067	BDX - Halter
			←	☐; 09/90→; + ABS			24.3541-1708.5 240068	BDX - Halter
1.4	52	07/90→01/95	←	☐; 09/90→			24.3541-1707.5 240067	BDX - Halter
1.8 D	44	07/90→01/95	←	☐; 09/90→			24.3541-1708.5 240068	BDX - Halter
1.6 i 16V	65	01/94→01/95	←	☐			24.3541-1707.5 240067	BDX - Halter
1.6 i 16V	66	09/92→01/95	←	☐			24.3541-1708.5 240068	BDX - Halter
1.8 16V XR3i	77	02/92→01/95	←	☐				
1.8 TD	66	02/93→01/95						
1.8 XR3i 16V 4x4	77	08/93→01/95						
<b>Feder, Bremssattel</b>								
RS Cosworth 4x4	162	10/91→01/95				2	11.8116-0073.1 390498	ATE
<b>Führungshülzensatz, Bremssattel</b>								
1.8 16V XR3i	96	02/92→01/95	←				11.0101-5407.2 260011	ATE
1.8 XR3i 16V 4x4	96	08/93→01/95						
RS 2000	110	05/91→01/95						
RS Cosworth 4x4	162	10/91→01/95						
<b>Führungsbolzen, Bremssattel</b>								
1.8 16V XR3i	96	02/92→01/95	←			2	11.8171-0008.1 990049	ATE
1.8 XR3i 16V 4x4	96	08/93→01/95						
RS 2000	110	05/91→01/95						
RS Cosworth 4x4	162	10/91→01/95						
<b>Dichtungssatz, Bremssattel</b>								
1.8 16V XR3i	96	02/92→01/95	←				11.0441-6007.2 250146	ATE
1.8 XR3i 16V 4x4	96	08/93→01/95						
RS 2000	110	05/91→01/95						
RS Cosworth 4x4	162	10/91→01/95						
<b>Zubehörsatz, Bremssattel</b>								
1.3	44	07/90→01/95	←	09/90→; + ABS			24.0101-5401.2 260059	BDX
1.4	52	07/90→01/95	←	09/90→			24.0101-5401.2 260059	BDX
1.8 D	44	07/90→01/95						
1.6 i 16V	65	01/94→01/95	←				24.0101-5401.2 260059	BDX
1.6 i 16V	66	09/92→01/95						
1.8 16V XR3i	77	02/92→01/95						
1.8 TD	66	02/93→01/95						
1.8 XR3i 16V 4x4	77	08/93→01/95						
 <b>Bremsschlauch</b>								
1.3	44	07/90→01/95	←	☐; 09/90→			24.5129-0395.3 330582	L= 395
1.4	52	07/90→01/95						
1.8 D	44	07/90→01/95	←	☐; 09/90→			24.5129-0396.3 330583	L= 395
			→	09/90→	2	24.5303-0455.3 330588	L= 455	
1.6 i 16V	66	09/92→01/95	←	☐			24.5129-0395.3 330582	L= 395
			←	☐			24.5129-0396.3 330583	L= 395
			→		2	24.5303-0455.3 330588	L= 455	
<b>FORD - ESCORT V Cabriolet (ALL) 07/90→01/95</b>								
 <b>Bremssattel</b>								
1.4 i	55	07/93→01/95	←	☐			24.3541-1707.5 240067	BDX - Halter
1.6 16V XR3i	66	12/92→01/95						
1.6 i 16V	65	02/94→01/95	←	☐			24.3541-1708.5 240068	BDX - Halter
1.8 16V XR3i	77	02/92→01/95						
<b>Führungshülzensatz, Bremssattel</b>								
1.8 16V XR3i	96	02/92→01/95	←				11.0101-5407.2 260011	ATE
<b>Führungsbolzen, Bremssattel</b>								
1.8 16V XR3i	96	02/92→01/95	←			2	11.8171-0008.1 990049	ATE
↓								








	kW					! #		
<b>FORD - ESCORT V Cabriolet (ALL) 07/90→01/95</b>								
<b>Dichtungssatz, Bremssattel</b>								
1.8 16V XR3i	96	02/92→01/95	←				11.0441-6007.2 250146	ATE
<b>Zubehörsatz, Bremssattel</b>								
1.4 i	55	07/93→01/95	←				24.0101-5401.2 260059	BDX
1.6 16V XR3i	66	12/92→01/95						
1.6 i 16V	65	02/94→01/95						
1.8 16V XR3i	77	02/92→01/95						
<b>Bremsschlauch</b>								
1.4 i	55	07/93→01/95	→			2	24.5303-0455.3 330588	L= 455
<b>FORD - ESCORT V Stufenheck (AFL) 08/93→01/95</b>								
<b>Bremssattel</b>								
1.3	44	08/93→01/95	←	<input type="checkbox"/> ; + ABS			24.3541-1707.5 240067	BDX - Halter
			←	<input type="checkbox"/> ; + ABS			24.3541-1708.5 240068	BDX - Halter
1.4	55	08/93→01/95	←	<input type="checkbox"/>			24.3541-1707.5 240067	BDX - Halter
1.6 i 16V	65	01/94→01/95						
1.6 i 16V	66	08/93→01/95	←	<input type="checkbox"/>			24.3541-1708.5 240068	BDX - Halter
1.8 D	44	08/93→01/95						
1.8 i 16V	77	08/93→01/95						
1.8 TD	66	08/93→01/95						
<b>Zubehörsatz, Bremssattel</b>								
1.3	44	08/93→01/95	←	+ ABS			24.0101-5401.2 260059	BDX
1.4	55	08/93→01/95	←				24.0101-5401.2 260059	BDX
1.6 i 16V	65	01/94→01/95						
1.6 i 16V	66	08/93→01/95						
1.8 D	44	08/93→01/95						
1.8 i 16V	77	08/93→01/95						
1.8 TD	66	08/93→01/95						
<b>Bremsschlauch</b>								
1.4	55	08/93→01/95	→			2	24.5303-0455.3 330588	L= 455
<b>FORD - ESCORT V Turnier (ANL) 07/90→01/95</b>								
<b>Bremssattel</b>								
1.3	44	09/91→01/95	←	<input type="checkbox"/>			24.3541-1707.5 240067	BDX - Halter
1.4	55	01/94→01/95	←	<input type="checkbox"/>			24.3541-1708.5 240068	BDX - Halter
1.6 i 16V	65	01/94→01/95	←	<input type="checkbox"/>				
1.6 i 16V	66	09/92→01/95						
1.8 16V	77	02/92→01/95						
1.8 TD	66	02/93→01/95						
1.4	52	07/90→01/95	←	<input type="checkbox"/> ; 09/90→			24.3541-1707.5 240067	BDX - Halter
1.8 D	44	07/90→01/95	←	<input type="checkbox"/> ; 09/90→			24.3541-1708.5 240068	BDX - Halter
<b>Führungshülzensatz, Bremssattel</b>								
1.8 i 16V	96	02/93→01/95	←				11.0101-5407.2 260011	ATE
<b>Führungsbolzen, Bremssattel</b>								
1.8 i 16V	96	02/93→01/95	←			2	11.8171-0008.1 990049	ATE
<b>Dichtungssatz, Bremssattel</b>								
1.8 i 16V	96	02/93→01/95	←				11.0441-6007.2 250146	ATE
<b>Zubehörsatz, Bremssattel</b>								
1.3	44	09/91→01/95	←				24.0101-5401.2 260059	BDX
1.4	55	01/94→01/95						
1.6 i 16V	65	01/94→01/95						
1.6 i 16V	66	09/92→01/95						
1.8 16V	77	02/92→01/95						
1.8 TD	66	02/93→01/95						
1.4	52	07/90→01/95	←	09/90→			24.0101-5401.2 260059	BDX
1.8 D	44	07/90→01/95						
<b>Bremsschlauch</b>								
1.4	52	07/90→01/95	←	<input type="checkbox"/> ; 09/90→			24.5129-0395.3 330582	L= 395
1.8 D	44	07/90→01/95	←	<input type="checkbox"/> ; 09/90→			24.5129-0396.3 330583	L= 395
			→	09/90→		2	24.5303-0455.3 330588	L= 455
1.4	55	01/94→01/95	→			2	24.5303-0455.3 330588	L= 455








	kW			 	! #		
<b>FORD - ESCORT VI (GAL, AAL, ABL) 01/95→10/02</b>							
<b> Bremssattel</b>							
1.3	44	01/95→10/98	←	☐; 02/95→		24.3541-1707.5 240067	BDX - Halter
1.4	55	01/95→10/98	←	☐; 02/95→		24.3541-1708.5 240068	BDX - Halter
1.6 16V	66	01/95→10/98	←	☐; 02/95→			
1.6 16V 4x4	66	01/95→10/98	←				
1.6 i 16V	65	01/95→08/95	←				
1.8 16V	77	01/95→08/95	←				
1.8 16V	85	01/95→10/98	←				
1.8 TD	66	01/95→10/98	←				
1.4	54	01/95→12/99	←	☐; 02/95→ 02/99		24.3541-1707.5 240067	BDX - Halter
			←	☐; 02/95→ 02/99		24.3541-1708.5 240068	BDX - Halter
1.8 D	44	01/95→12/96	←	☐; 02/95→		24.3541-1707.5 240067	BDX - Halter
			←	☐; → 01/95		24.3541-1707.5 240067	BDX - Halter
			←	☐; 02/95→		24.3541-1708.5 240068	BDX - Halter
			←	☐; → 01/95		24.3541-1708.5 240068	BDX - Halter
1.8 Turbo D	51	12/95→10/98	←	☐		24.3541-1707.5 240067	BDX - Halter
			←	☐		24.3541-1708.5 240068	BDX - Halter
<b>Feder, Bremssattel</b>							
RS 2000	110	02/95→02/98		→ 12/95	2	11.8116-0073.1 390498	ATE
RS Cosworth 4x4	162	02/95→10/98					
<b>Führungshülzensatz, Bremssattel</b>							
RS 2000	110	02/95→02/98	←			11.0101-5407.2 260011	ATE
			←	→ 12/95		11.0101-5407.2 260011	ATE
RS 2000 4x4	110	02/95→10/98	←			11.0101-5407.2 260011	ATE
RS Cosworth 4x4	162	02/95→10/98	←	→ 12/95		11.0101-5407.2 260011	ATE
<b>Führungsbolzen, Bremssattel</b>							
RS 2000	110	02/95→02/98	←		2	11.8171-0008.1 990049	ATE
			←	→ 12/95	2	11.8171-0008.1 990049	ATE
RS 2000 4x4	110	02/95→10/98	←		2	11.8171-0008.1 990049	ATE
RS Cosworth 4x4	162	02/95→10/98	←	→ 12/95	2	11.8171-0008.1 990049	ATE
<b>Dichtungssatz, Bremssattel</b>							
RS 2000	110	02/95→02/98	←			11.0441-6007.2 250146	ATE
			←	→ 12/95		11.0441-6007.2 250146	ATE
RS 2000 4x4	110	02/95→10/98	←			11.0441-6007.2 250146	ATE
RS Cosworth 4x4	162	02/95→10/98	←	→ 12/95		11.0441-6007.2 250146	ATE
<b>Zubehörsatz, Bremssattel</b>							
1.3	44	01/95→10/98	←	02/95→		24.0101-5401.2 260059	BDX
1.4	55	01/95→10/98	←				
1.6 16V	66	01/95→10/98	←				
1.6 16V 4x4	66	01/95→10/98	←				
1.6 i 16V	65	01/95→08/95	←				
1.8 16V	77	01/95→08/95	←				
1.8 16V	85	01/95→10/98	←				
1.8 TD	66	01/95→10/98	←				
1.4	54	01/95→12/99	←	02/95→ 02/99		24.0101-5401.2 260059	BDX
1.8 D	44	01/95→12/96	←	02/95→		24.0101-5401.2 260059	BDX
			←	→ 01/95		24.0101-5401.2 260059	BDX
1.8 Turbo D	51	12/95→10/98	←			24.0101-5401.2 260059	BDX
<b> Bremsschlauch</b>							
1.3	44	01/95→10/98	→	02/95→; - ABS	2	24.5305-0300.3 330658	L= 300
1.4	55	01/95→10/98	→				
1.6 16V	66	01/95→10/98	→	02/95→; + ABS	2	24.5305-0420.3 330661	L= 420
1.6 16V 4x4	66	01/95→10/98	→				
1.6 i 16V	65	01/95→08/95	→				
1.8 16V	77	01/95→08/95	→				
1.8 16V	85	01/95→10/98	→				
1.8 D	44	01/95→12/96	→				
1.8 TD	66	01/95→10/98	→				
1.8 Turbo D	51	12/95→10/98	→	- ABS	2	24.5305-0300.3 330658	L= 300
			→	+ ABS	2	24.5305-0420.3 330661	L= 420
RS 2000	110	02/95→02/98	→	→ 12/95	2	24.5305-0420.3 330661	L= 420








	kW					! #		
<b>FORD - ESCORT VI (GAL, AAL, ABL) 01/95→10/02</b>								
 <b>Bremsschlauch</b>								
RS Cosworth 4x4	162	02/95→10/98	➡	→ 12/95		2	24.5305-0420.3 330661	L= 420
<b>FORD - ESCORT VI Cabriolet (ALL) 03/94→08/00</b>								
 <b>Bremssattel</b>								
1.4	55	02/95→08/98	←	☐			24.3541-1707.5 240067	BDX - Halter
1.6 16V XR3i	65	02/95→12/96	←	☐			24.3541-1708.5 240068	BDX - Halter
1.6 16V XR3i	66	02/95→09/99	←	☐				
1.8 16V XR3i	77	02/95→08/98						
1.8 16V XR3i	85	10/95→08/98						
1.8 TD	66	09/95→08/98						
1.8 Turbo D	51	10/96→08/99						
<b>Führungshülsensatz, Bremssattel</b>								
1.8 16V XR3i	96	02/95→08/00	←	→ 02/99			11.0101-5407.2 260011	ATE
<b>Führungsbolzen, Bremssattel</b>								
1.8 16V XR3i	96	02/95→08/00	←	→ 02/99		2	11.8171-0008.1 990049	ATE
<b>Dichtungssatz, Bremssattel</b>								
1.8 16V XR3i	96	02/95→08/00	←	→ 02/99			11.0441-6007.2 250146	ATE
<b>Zubehörsatz, Bremssattel</b>								
1.4	55	02/95→08/98	←				24.0101-5401.2 260059	BDX
1.6 16V XR3i	65	02/95→12/96						
1.6 16V XR3i	66	02/95→09/99						
1.8 16V XR3i	77	02/95→08/98						
1.8 16V XR3i	85	10/95→08/98						
1.8 TD	66	09/95→08/98						
1.8 Turbo D	51	10/96→08/99						
 <b>Bremsschlauch</b>								
1.4	55	02/95→08/98	➡	- ABS		2	24.5305-0300.3 330658	L= 300
1.6 16V XR3i	65	02/95→12/96	➡	+ ABS		2	24.5305-0420.3 330661	L= 420
1.8 16V XR3i	77	02/95→08/98	➡					
1.8 16V XR3i	85	10/95→08/98	➡					
1.8 TD	66	09/95→08/98	➡					
1.6 16V XR3i	66	02/95→09/99	➡	→ 02/99; - ABS		2	24.5305-0300.3 330658	L= 300
1.8 16V XR3i	96	02/95→08/00	➡	→ 02/99; + ABS		2	24.5305-0420.3 330661	L= 420
<b>FORD - ESCORT VI Express (AVL) 01/95→06/01</b>								
 <b>Bremssattel</b>								
1.4	54	01/95→08/00	←	☐; 02/95→ 02/99			24.3541-1707.5 240067	BDX - Halter
1.8 D	44	01/95→08/00	←	☐; 02/95→ 02/99			24.3541-1708.5 240068	BDX - Halter
1.8 Turbo D	51	12/95→06/01	←	☐; → 02/99			24.3541-1707.5 240067	BDX - Halter
			←	☐; → 07/00			24.3541-1707.5 240067	BDX - Halter
			←	☐; → 02/99			24.3541-1708.5 240068	BDX - Halter
			←	☐; → 07/00			24.3541-1708.5 240068	BDX - Halter
<b>Zubehörsatz, Bremssattel</b>								
1.4	54	01/95→08/00	←	02/95→ 02/99			24.0101-5401.2 260059	BDX
1.8 D	44	01/95→08/00	←					
1.8 Turbo D	51	12/95→06/01	←	→ 07/00			24.0101-5401.2 260059	BDX
			←	→ 02/99			24.0101-5401.2 260059	BDX
<b>FORD - ESCORT VI Stufenheck (GAL, AFL) 01/95→08/02</b>								
 <b>Bremssattel</b>								
1.3	44	01/95→02/99	←	☐; 02/95→			24.3541-1707.5 240067	BDX - Halter
1.4	54	01/95→12/96	←					
1.4	55	01/95→02/99	←	☐; 02/95→			24.3541-1708.5 240068	BDX - Halter
1.6 i 16V	65	01/95→08/95						
1.6 i 16V	66	01/95→02/99						
1.8 16V	77	01/95→08/95						
1.8 16V	85	01/95→02/99						
1.8 TD	66	01/95→02/99						
1.8 D	44	01/95→12/96	←	☐; → 01/95			24.3541-1707.5 240067	BDX - Halter
			←	☐; 02/95→			24.3541-1707.5 240067	BDX - Halter
			←	☐; → 01/95			24.3541-1708.5 240068	BDX - Halter
			←	☐; 02/95→			24.3541-1708.5 240068	BDX - Halter
↓								
























	kw					! #		
<b>FORD - ESCORT VI Stufenheck (GAL, AFL) 01/95→08/02</b>								
 <b>Bremssattel</b>								
1.8 Turbo D	51	12/95→02/99	←	☐			24.3541-1707.5 240067	BDX - Halter
			←	☐			24.3541-1708.5 240068	BDX - Halter
<b>Zubehörsatz, Bremssattel</b>								
1.3	44	01/95→02/99	←	02/95→			24.0101-5401.2 260059	BDX
1.4	54	01/95→12/96						
1.4	55	01/95→02/99						
1.6 i 16V	65	01/95→08/95						
1.6 i 16V	66	01/95→02/99						
1.8 16V	77	01/95→08/95						
1.8 16V	85	01/95→02/99						
1.8 TD	66	01/95→02/99						
1.8 D	44	01/95→12/96	←	02/95→			24.0101-5401.2 260059	BDX
			←	→ 01/95			24.0101-5401.2 260059	BDX
1.8 Turbo D	51	12/95→02/99	←				24.0101-5401.2 260059	BDX
 <b>Bremsschlauch</b>								
1.3	44	01/95→02/99	→	02/95→; - ABS	2	24.5305-0300.3 330658		L= 300
1.4	54	01/95→12/96						
1.4	55	01/95→02/99	→	02/95→; + ABS	2	24.5305-0420.3 330661		L= 420
1.6 i 16V	65	01/95→08/95						
1.6 i 16V	66	01/95→02/99						
1.8 16V	77	01/95→08/95						
1.8 16V	85	01/95→02/99						
1.8 D	44	01/95→12/96						
1.8 TD	66	01/95→02/99						
<b>FORD - ESCORT VI Turnier (GAL, ANL) 01/95→10/02</b>								
 <b>Bremssattel</b>								
1.3	44	01/95→01/99	←	☐; 02/95→			24.3541-1707.5 240067	BDX - Halter
1.4	54	01/95→12/96						
1.4	55	01/95→02/99	←	☐; 02/95→			24.3541-1708.5 240068	BDX - Halter
1.6 16V	66	01/95→02/99						
1.6 i 16V	65	01/95→08/95						
1.8 16V	77	01/95→08/95						
1.8 16V	85	01/95→02/99						
1.8 D	44	01/95→02/99						
1.8 TD	66	01/95→02/99						
1.8 Turbo D	51	12/95→02/99	←	☐			24.3541-1707.5 240067	BDX - Halter
			←	☐			24.3541-1708.5 240068	BDX - Halter
<b>Zubehörsatz, Bremssattel</b>								
1.3	44	01/95→01/99	←	02/95→			24.0101-5401.2 260059	BDX
1.4	54	01/95→12/96						
1.4	55	01/95→02/99						
1.6 16V	66	01/95→02/99						
1.6 i 16V	65	01/95→08/95						
1.8 16V	77	01/95→08/95						
1.8 16V	85	01/95→02/99						
1.8 D	44	01/95→02/99						
1.8 TD	66	01/95→02/99						
1.8 Turbo D	51	12/95→02/99	←				24.0101-5401.2 260059	BDX
 <b>Bremsschlauch</b>								
1.3	44	01/95→01/99	→	02/95→; - ABS	2	24.5305-0300.3 330658		L= 300
			→	02/95→; + ABS	2	24.5305-0420.3 330661		L= 420
1.4	54	01/95→12/96						
1.4	55	01/95→02/99	→	08/95→	2	24.5305-0320.3 330764		L= 322
1.6 16V	66	01/95→02/99						
1.6 i 16V	65	01/95→08/95						
1.8 16V	77	01/95→08/95						
1.8 16V	85	01/95→02/99						
1.8 D	44	01/95→02/99						
1.8 TD	66	01/95→02/99						
1.8 Turbo D	51	12/95→02/99	→		2	24.5305-0320.3 330764		L= 322
<b>FORD - ESCORT CLASSIC (AAL, ABL) 10/98→07/00</b>								
 <b>Bremssattel</b>								
1.6 16V	66	10/98→07/00	←	☐			24.3541-1707.5 240067	BDX - Halter
1.8 TD	66	10/98→07/00	←	☐			24.3541-1708.5 240068	BDX - Halter
↓								

	kw			 	! #		
<b>FORD - ESCORT CLASSIC (AAL, ABL) 10/98→07/00</b>							
<b>Zubehörsatz, Bremssattel</b>							
1.6 16V	66	10/98→07/00	←			24.0101-5401.2 260059	BDX
1.8 TD	66	10/98→07/00	←				
<b>Bremsschlauch</b>							
1.6 16V	66	10/98→07/00	→	→ 02/99; - ABS	2	24.5305-0300.3 330658	L= 300
			→	→ 02/99; + ABS	2	24.5305-0420.3 330661	L= 420
<b>FORD - ESCORT CLASSIC Turnier (ANL) 02/99→07/00</b>							
<b>Bremssattel</b>							
1.6 16V	66	02/99→07/00	←	☐		24.3541-1707.5 240067	BDX - Halter
1.8 TD	66	02/99→07/00	←	☐		24.3541-1708.5 240068	BDX - Halter
<b>Zubehörsatz, Bremssattel</b>							
1.6 16V	66	02/99→07/00	←			24.0101-5401.2 260059	BDX
1.8 TD	66	02/99→07/00	←				
<b>Bremsschlauch</b>							
1.6 16V	66	02/99→07/00	→	→ 02/99	2	24.5305-0320.3 330764	L= 322
<b>FORD - FIESTA III (GFJ) 01/89→01/97</b>							
<b>Bremssattel</b>							
1.0	33	03/89→12/95	←	☐; 11/95→		11.3481-8514.2 220336	ATE - Halter
1.3	44	03/89→12/95	←	☐; → 10/95		24.3481-8511.5 240760	- Halter
1.4	52	03/89→12/95	←	☐; → 10/95		24.3481-8512.5 240761	- Halter
1.4	54	03/89→12/95	←	☐; → 10/95		24.3481-8512.5 240761	- Halter
1.6 i 16V	65	01/94→12/95	←	☐; 11/95→		24.3481-8513.5 241147	ATE - Halter
1.8 16V	77	02/92→12/95	←	☐; 11/95→		24.3481-8513.5 241147	ATE - Halter
1.8 XR2i 16V	96	02/92→12/95	←	☐; → 10/95; V		24.3541-1701.5 240005	ATE - Halter
			←	☐; 11/95→; V		24.3541-8529.5 240553	ATE - Halter
			←	☐; 11/95→; V		24.3541-8530.5 240554	ATE - Halter
			←	☐; 11/95→; V		24.3541-8530.5 240554	ATE - Halter
1.1	37	03/89→12/95	←	☐; 11/95→		11.3481-8514.2 220336	ATE - Halter
1.1	40	03/89→12/95	←	☐; 05/89→ 10/95		24.3481-8511.5 240760	- Halter
1.8 D	44	03/89→12/95	←	☐; 05/89→ 10/95		24.3481-8512.5 240761	- Halter
			←	☐; 11/95→		24.3481-8513.5 241147	ATE - Halter
			←	☐; 05/89→ 10/95; V		24.3541-1701.5 240005	ATE - Halter
			←	☐; 11/95→; V		24.3541-8529.5 240553	ATE - Halter
			←	☐; 11/95→; V		24.3541-8530.5 240554	ATE - Halter
1.3 Cat	44	05/91→01/97	←	☐; 11/95→ 11/96		11.3481-8514.2 220336	ATE - Halter
			←	☐; → 10/95		24.3481-8511.5 240760	- Halter
			←	☐; → 10/95		24.3481-8512.5 240761	- Halter
			←	☐; 11/95→ 11/96		24.3481-8513.5 241147	ATE - Halter
			←	☐; → 10/95; V		24.3541-1701.5 240005	ATE - Halter
			←	☐; 11/95→ 11/96; V		24.3541-8529.5 240553	ATE - Halter
			←	☐; 11/95→ 11/96; V		24.3541-8530.5 240554	ATE - Halter
<b>Halter, Bremssattel</b>							
1.0	33	03/89→12/95	←	11/95→		11.0230-0687.1 260106	ATE
1.1	37	03/89→12/95	←				
1.1	40	03/89→12/95	←				
1.3	44	03/89→12/95	←				
1.4	52	03/89→12/95	←				
1.4	54	03/89→12/95	←				
1.6 i 16V	65	01/94→12/95	←				
1.8 16V	77	02/92→12/95	←				
1.8 D	44	03/89→12/95	←				
1.8 XR2i 16V	96	02/92→12/95	←				
1.3 Cat	44	05/91→01/97	←	11/95→ 11/96		11.0230-0687.1 260106	ATE
<b>Führungshülzensatz, Bremssattel</b>							
1.0	33	03/89→12/95	←	11/95→		11.0101-5407.2 260011	ATE
1.3	44	03/89→12/95	←				
1.4	52	03/89→12/95	←	→ 10/95		11.0101-5407.2 260011	ATE
1.4	54	03/89→12/95	←				
1.6 i 16V	65	01/94→12/95	←				
1.8 16V	77	02/92→12/95	←				
1.8 XR2i 16V	96	02/92→12/95	←				












	kW			 	! #		
<b>FORD - FIESTA III (GFJ) 01/89→01/97</b>							
<b>Führungshülzensatz, Bremsattel</b>							
1.1	37	03/89→12/95	←	05/89→ 10/95		11.0101-5407.2 260011	ATE
1.1	40	03/89→12/95	←	11/95→		11.0101-5407.2 260011	ATE
1.8 D	44	03/89→12/95	←			11.0101-5407.2 260011	ATE
1.3 Cat	44	05/91→01/97	←	→ 10/95		11.0101-5407.2 260011	ATE
			←	11/95→ 11/96		11.0101-5407.2 260011	ATE
<b>Führungsbolzen, Bremsattel</b>							
1.0	33	03/89→12/95		→ 10/95	2	11.8171-0008.1 990049	ATE
1.3	44	03/89→12/95		11/95→	2	11.8171-0008.1 990049	ATE
1.4	52	03/89→12/95					
1.4	54	03/89→12/95					
1.6 i 16V	65	01/94→12/95					
1.8 16V	77	02/92→12/95					
1.8 XR2i 16V	96	02/92→12/95					
1.1	37	03/89→12/95	←	05/89→ 10/95	2	11.8171-0008.1 990049	ATE
1.1	40	03/89→12/95	←	11/95→	2	11.8171-0008.1 990049	ATE
1.8 D	44	03/89→12/95	←				
1.3 Cat	44	05/91→01/97	←	11/95→ 11/96	2	11.8171-0008.1 990049	ATE
				→ 10/95	2	11.8171-0008.1 990049	ATE
<b>Dichtungssatz, Bremsattel</b>							
1.0	33	03/89→12/95	←	→ 10/95		11.0441-4805.2 250020	ATE
1.3	44	03/89→12/95	←	11/95→		11.0441-4805.2 250020	ATE
1.4	52	03/89→12/95	←				
1.4	54	03/89→12/95	←	→ 10/95; V		11.0441-5402.2 250028	ATE
1.6 i 16V	65	01/94→12/95	←				
1.8 16V	77	02/92→12/95	→	11/95→; V		11.0441-5402.2 250028	ATE
1.8 XR2i 16V	96	02/92→12/95	→				
1.1	37	03/89→12/95	←	05/89→ 10/95		11.0441-4805.2 250020	ATE
1.1	40	03/89→12/95	←	11/95→		11.0441-4805.2 250020	ATE
1.8 D	44	03/89→12/95	←	05/89→ 10/95; V		11.0441-5402.2 250028	ATE
			→	11/95→; V		11.0441-5402.2 250028	ATE
1.3 Cat	44	05/91→01/97	←	11/95→ 11/96		11.0441-4805.2 250020	ATE
			←	→ 10/95		11.0441-4805.2 250020	ATE
			←	→ 10/95; V		11.0441-5402.2 250028	ATE
			→	11/95→ 11/96; V		11.0441-5402.2 250028	ATE
<b>Bremsschlauch</b>							
1.0	33	03/89→12/95	←		2	24.5303-0400.3 330404	L= 400
1.3	44	03/89→12/95	→	- SCS	2	24.5306-0295.3 330662	L= 295
1.4	52	03/89→12/95	→				
1.4	54	03/89→12/95	→				
1.6 i 16V	65	01/94→12/95	→				
1.8 16V	77	02/92→12/95	→				
1.8 XR2i 16V	96	02/92→12/95	→				
1.1	37	03/89→12/95	←	05/89→	2	24.5303-0400.3 330404	L= 400
1.1	40	03/89→12/95	→	05/89→; - SCS	2	24.5306-0295.3 330662	L= 295
1.8 D	44	03/89→12/95	→				
1.3 Cat	44	05/91→01/97	←	→ 11/96	2	24.5303-0400.3 330404	L= 400
			→	→ 11/96; - SCS	2	24.5306-0295.3 330662	L= 295
<b>FORD - FIESTA IV (JA_, JB_) 08/95→06/06</b>							
<b>Bremssattel</b>							
1.25 i 16V	55	08/95→01/02	←	☐; 01/96→ 01/00; Schaltgetriebe		11.3481-8514.2 220336	ATE - Halter
			←	☐; 01/96→ 01/00; Schaltgetriebe		24.3481-8513.5 241147	ATE - Halter
			←	☐; 02/00→; - ABS		24.3481-8515.5 240477	ATE - Halter
			←	☐; 02/00→; - ABS		24.3481-8516.5 240478	ATE - Halter
			←	☐; 01/96→ 01/00; Vollautomatik		24.3541-8529.5 240553	ATE - Halter
			←	☐; 01/96→ 01/00; Vollautomatik		24.3541-8530.5 240554	ATE - Halter
			←	☐; 02/00→; + ABS		24.3541-8531.5 240679	ATE - Halter
			←	☐; 02/00→; + ABS		24.3541-8532.5 240680	ATE - Halter
1.3 i	37	08/95→01/02	←	☐; 01/96→ 01/00		11.3481-8514.2 220336	ATE - Halter
1.3 i	44	08/95→01/02	←	☐; 01/96→ 01/00		24.3481-8513.5 241147	ATE - Halter
1.8 D	44	08/95→04/00	←	☐; 02/00→; - ABS		24.3481-8515.5 240477	ATE - Halter
			←	☐; 02/00→; - ABS		24.3481-8516.5 240478	ATE - Halter
↓							

	kW			 	! #		
<b>FORD - FIESTA IV (JA_, JB_) 08/95→06/06</b>							
<b>Bremssattel</b>							
1.3 i	37	08/95→01/02	←	☐; 02/00→; + ABS		24.3541-8531.5 240679	ATE - Halter
1.3 i	44	08/95→01/02	←	☐; 02/00→; + ABS		24.3541-8532.5 240680	ATE - Halter
1.8 D	44	08/95→04/00	←	☐; 02/00→; + ABS		24.3541-8532.5 240680	ATE - Halter
1.4 i 16V	66	04/96→01/02	←	☐; 02/00→; - ABS		24.3481-8515.5 240477	ATE - Halter
			←	☐; 02/00→; - ABS		24.3481-8516.5 240478	ATE - Halter
			←	☐; → 01/00		24.3541-8529.5 240553	ATE - Halter
			←	☐; → 01/00		24.3541-8530.5 240554	ATE - Halter
			←	☐; 02/00→; + ABS		24.3541-8531.5 240679	ATE - Halter
			←	☐; 02/00→; + ABS		24.3541-8532.5 240680	ATE - Halter
1.6 16V Sport 1.8 DI	76 55	02/00→01/02 04/00→01/02	←	☐; - ABS		24.3481-8515.5 240477	ATE - Halter
			←	☐; - ABS		24.3481-8516.5 240478	ATE - Halter
			←	☐; + ABS		24.3541-8531.5 240679	ATE - Halter
			←	☐; + ABS		24.3541-8532.5 240680	ATE - Halter
<b>Halter, Bremssattel</b>							
1.25 i 16V	55	08/95→01/02	←	01/96→ 01/00; Schaltgetriebe	2	11.0230-0687.1 260106	ATE
1.3 i	37	08/95→01/02	←	01/96→ 01/00	2	11.0230-0687.1 260106	ATE
1.3 i	44	08/95→01/02					
1.8 D	44	08/95→04/00					
<b>Feder, Bremssattel</b>							
1.25 i 16V	55	08/95→01/02		01/96→ 01/00; Schaltgetriebe	2	11.8116-0264.1 390594	ATE
				02/00→	2	11.8116-0264.1 390594	ATE
				01/96→ 01/00; Vollautomatik	2	11.8116-0264.1 390594	ATE
1.3 i	37	08/95→01/02		01/96→ 01/00	2	11.8116-0264.1 390594	ATE
1.3 i	44	08/95→01/02		02/00→	2	11.8116-0264.1 390594	ATE
1.8 D	44	08/95→04/00		02/00→	2	11.8116-0264.1 390594	ATE
1.4 i 16V	66	04/96→01/02		02/00→	2	11.8116-0264.1 390594	ATE
				→ 01/00	2	11.8116-0264.1 390594	ATE
1.6 16V Sport	76	02/00→01/02			2	11.8116-0264.1 390594	ATE
1.8 DI	55	04/00→01/02		+ ABS	2	11.8116-0264.1 390594	ATE
				- ABS	2	11.8116-0264.1 390594	ATE
<b>Führungshülzensatz, Bremssattel</b>							
1.25 i 16V	55	08/95→01/02	←	01/96→ 01/00; Vollautomatik		11.0101-5407.2 260011	ATE
			←	01/96→ 01/00; Schaltgetriebe		11.0101-5407.2 260011	ATE
			←	02/00→		11.0101-5407.2 260011	ATE
1.3 i	37	08/95→01/02	←	01/96→ 01/00		11.0101-5407.2 260011	ATE
1.3 i	44	08/95→01/02					
1.8 D	44	08/95→04/00	←	02/00→		11.0101-5407.2 260011	ATE
1.4 i 16V	66	04/96→01/02	←	02/00→		11.0101-5407.2 260011	ATE
			←	→ 01/00		11.0101-5407.2 260011	ATE
1.6 16V Sport	76	02/00→01/02	←			11.0101-5407.2 260011	ATE
1.8 DI	55	04/00→01/02	←	+ ABS		11.0101-5407.2 260011	ATE
			←	- ABS		11.0101-5407.2 260011	ATE
<b>Führungsbolzen, Bremssattel</b>							
1.25 i 16V	55	08/95→01/02	←	02/00→	2	11.8171-0008.1 990049	ATE
			←	01/96→ 01/00; Vollautomatik	2	11.8171-0008.1 990049	ATE
			←	01/96→ 01/00; Schaltgetriebe	2	11.8171-0008.1 990049	ATE
1.3 i	37	08/95→01/02	←	02/00→	2	11.8171-0008.1 990049	ATE
1.3 i	44	08/95→01/02					
1.8 D	44	08/95→04/00	←	01/96→ 01/00	2	11.8171-0008.1 990049	ATE
1.4 i 16V	66	04/96→01/02	←	02/00→	2	11.8171-0008.1 990049	ATE
			←	→ 01/00	2	11.8171-0008.1 990049	ATE
1.6 16V Sport	76	02/00→01/02	←		2	11.8171-0008.1 990049	ATE
1.8 DI	55	04/00→01/02	←	- ABS	2	11.8171-0008.1 990049	ATE
			←	+ ABS	2	11.8171-0008.1 990049	ATE
<b>Dichtungssatz, Bremssattel</b>							
1.25 i 16V	55	08/95→01/02	←	01/96→ 01/00; Schaltgetriebe		11.0441-4805.2 250020	ATE
↓							














	kw					! #		
<b>FORD - FIESTA IV (JA_, JB_) 08/95→06/06</b>								
<b>Dichtungssatz, Bremssattel</b>								
1.25 i 16V	55	08/95→01/02	←	01/96→ 01/00; Vollautomatik			11.0441-5402.2 250028	ATE
1.3 i	37	08/95→01/02	←	01/96→ 01/00			11.0441-4805.2 250020	ATE
1.3 i	44	08/95→01/02						
1.8 D	44	08/95→04/00						
1.4 i 16V	66	04/96→01/02	←	→ 01/00			11.0441-5402.2 250028	ATE
<b> Bremsschlauch</b>								
1.25 i 16V	55	08/95→01/02	←	☐; 01/96→			24.5312-0360.3 331572	L= 360
1.3 i	37	08/95→01/02	←	☐; 01/96→			24.5312-0361.3 331573	L= 360
1.3 i	44	08/95→01/02	←	☐; 01/96→				
1.8 D	44	08/95→04/00	→	01/96→ 02/00	2		24.5305-0295.3 330657	L= 297
			→	03/00→	2		24.5305-0310.3 331326	L= 310
1.4 i 16V	66	04/96→01/02	←	☐			24.5312-0360.3 331572	L= 360
1.6 16V Sport	76	02/00→01/02	←	☐			24.5312-0361.3 331573	L= 360
			→	→ 02/00	2		24.5305-0295.3 330657	L= 297
			→	03/00→	2		24.5305-0310.3 331326	L= 310
1.8 DI	55	04/00→01/02	←	☐			24.5312-0360.3 331572	L= 360
			←	☐			24.5312-0361.3 331573	L= 360
			→		2		24.5305-0310.3 331326	L= 310
<b>FORD - FIESTA V (JH_, JD_) 11/01→12/14</b>								
<b> Bremssattel</b>								
1.25 16V	51	03/03→06/08	←	☐			24.3541-8531.5 240679	ATE - Halter
1.25 16V	55	05/02→06/08	←	☐			24.3541-8532.5 240680	ATE - Halter
1.6 TDCi	66	11/04→06/08	←	☐				
1.3	44	11/01→06/08	←	☐; 04/02→			24.3541-8531.5 240679	ATE - Halter
1.3	51	11/01→06/08	←	☐; 04/02→			24.3541-8532.5 240680	ATE - Halter
1.4 16V	59	11/01→06/08	←	☐; 04/02→				
1.4 TDCi	50	11/01→06/08						
1.6 16V	74	11/01→06/08						
<b>Feder, Bremssattel</b>								
1.25 16V	51	03/03→06/08			2		11.8116-0264.1 390594	ATE
1.25 16V	55	05/02→06/08						
1.6 TDCi	66	11/04→06/08						
1.3	44	11/01→06/08		04/02→	2		11.8116-0264.1 390594	ATE
1.3	51	11/01→06/08						
1.4 16V	59	11/01→06/08						
1.4 TDCi	50	11/01→06/08						
1.6 16V	74	11/01→06/08						
ST150	110	03/05→06/08	←	→ 04/08	2		11.8116-0301.1 390610	ATE
			←	05/08→	2		11.8116-0301.1 390610	ATE
<b>Führungshülzensatz, Bremssattel</b>								
1.25 16V	51	03/03→06/08	←				11.0101-5407.2 260011	ATE
1.25 16V	55	05/02→06/08						
1.6 TDCi	66	11/04→06/08						
1.3	44	11/01→06/08	←	04/02→			11.0101-5407.2 260011	ATE
1.3	51	11/01→06/08						
1.4 16V	59	11/01→06/08						
1.4 TDCi	50	11/01→06/08						
1.6 16V	74	11/01→06/08						
<b>Führungsbolzen, Bremssattel</b>								
1.25 16V	51	03/03→06/08			2		11.8171-0008.1 990049	ATE
1.25 16V	55	05/02→06/08						
1.6 TDCi	66	11/04→06/08						
1.3	44	11/01→06/08		04/02→	2		11.8171-0008.1 990049	ATE
1.3	51	11/01→06/08						
1.4 16V	59	11/01→06/08						
1.4 TDCi	50	11/01→06/08						
1.6 16V	74	11/01→06/08						
<b> Bremsschlauch</b>								
1.25 16V	51	03/03→06/08	←		2		24.5141-0473.3 331303	L= 473
1.25 16V	55	05/02→06/08	→		2		83.7827-0300.3 330902	L= 300
1.6 TDCi	66	11/04→06/08	→					
1.3	44	11/01→06/08	←	04/02→	2		24.5141-0473.3 331303	L= 473
1.3	51	11/01→06/08	→	04/02→	2		83.7827-0300.3 330902	L= 300
1.4 16V	59	11/01→06/08						
1.4 TDCi	50	11/01→06/08						
1.6 16V	74	11/01→06/08						
↓								












	kw			 	! #		
<b>FORD - FIESTA V (JH_, JD_) 11/01→12/14</b>							
 <b>Bremsschlauch</b>							
ST150	110	03/05→06/08	←		2	24.5141-0473.3 331303	L= 473
<b>FORD - FIESTA V Van 05/02→12/10</b>							
 <b>Bremssattel</b>							
1.3	44	05/02→08/08	←	☐		24.3541-8531.5 240679	ATE - Halter
1.3	51	10/03→07/05	←	☐		24.3541-8532.5 240680	ATE - Halter
1.4	59	05/02→09/05	←	☐		24.3541-8532.5 240680	ATE - Halter
1.4 TDCi	50	10/03→12/10	←	☐; → 08/08		24.3541-8531.5 240679	ATE - Halter
1.6 TDCi	66	04/07→09/09	←	☐; → 08/08		24.3541-8532.5 240680	ATE - Halter
<b>Feder, Bremssattel</b>							
1.3	44	05/02→08/08			2	11.8116-0264.1 390594	ATE
1.3	51	10/03→07/05					
1.4	59	05/02→09/05					
1.4 TDCi	50	10/03→12/10		→ 08/08	2	11.8116-0264.1 390594	ATE
1.6 TDCi	66	04/07→09/09					
<b>Führungshülzensatz, Bremssattel</b>							
1.3	44	05/02→08/08	←			11.0101-5407.2 260011	ATE
1.3	51	10/03→07/05					
1.4	59	05/02→09/05					
1.4 TDCi	50	10/03→12/10	←	→ 08/08		11.0101-5407.2 260011	ATE
1.6 TDCi	66	04/07→09/09					
<b>Führungsbolzen, Bremssattel</b>							
1.3	44	05/02→08/08			2	11.8171-0008.1 990049	ATE
1.3	51	10/03→07/05					
1.4	59	05/02→09/05					
1.4 TDCi	50	10/03→12/10		→ 08/08	2	11.8171-0008.1 990049	ATE
1.6 TDCi	66	04/07→09/09					
 <b>Bremsschlauch</b>							
1.3	44	05/02→08/08	←		2	24.5141-0473.3 331303	L= 473
1.3	51	10/03→07/05					
1.4	59	05/02→09/05	→		2	83.7827-0300.3 330902	L= 300
1.4 TDCi	50	10/03→12/10	←	→ 08/08	2	24.5141-0473.3 331303	L= 473
1.6 TDCi	66	04/07→09/09	→	→ 08/08	2	83.7827-0300.3 330902	L= 300
<b>FORD - FIESTA VI (CB1, CCN) 06/08→</b>							
 <b>Bremssattel</b>							
1.0	48	01/13→	←	☐; für Fahrzeuge mit Trommelbremse an der Hinterachse		24.3541-1857.5 240733	TRW - Halter
1.0	59	10/12→					
1.0 EcoBoost	74	01/13→					
1.0 Sport	103	05/14→					
1.4	71	10/08→	←	☐; für Fahrzeuge mit Trommelbremse an der Hinterachse		24.3541-1858.5 240734	TRW - Halter
1.4 TDCi	50	01/09→					
1.4 TDCi	51	07/10→					
1.5 TDCi	70	05/15→					
1.6 TDCi	70	02/10→					
1.6 Ti	99	12/10→					
1.0 EcoBoost	92	09/12→	←	☐; 10/12→; für Fahrzeuge mit Trommelbremse an der Hinterachse		24.3541-1857.5 240733	TRW - Halter
1.5 TDCi	55	09/12→					
1.6 Ti	77	09/12→	←	☐; 10/12→; für Fahrzeuge mit Trommelbremse an der Hinterachse		24.3541-1858.5 240734	TRW - Halter
1.25	44	06/08→	←	☐; 09/08→		24.3541-1857.5 240733	TRW - Halter
1.25	60	06/08→	←	☐; 09/08→		24.3541-1858.5 240734	TRW - Halter
1.4 LPG	68	01/09→	←	☐; 06/09→; für Fahrzeuge mit Trommelbremse an der Hinterachse		24.3541-1857.5 240733	TRW - Halter
1.4 LPG	71	01/09→	←	☐; 06/09→; für Fahrzeuge mit Trommelbremse an der Hinterachse		24.3541-1858.5 240734	TRW - Halter
1.6 TDCi	55	06/08→	←	☐; 09/08→; für Fahrzeuge mit Trommelbremse an der Hinterachse		24.3541-1857.5 240733	TRW - Halter
1.6 TDCi	66	06/08→					
1.6 Ti	88	06/08→	←	☐; 09/08→; für Fahrzeuge mit Trommelbremse an der Hinterachse		24.3541-1858.5 240734	TRW - Halter
↓							

















	kw			 	! #		
<b>FORD - FIESTA VI (CB1, CCN) 06/08→</b>							
 <b>Bremsschlauch</b>							
1.0	48	01/13→	←	☐		83.7838-0376.3 331475	L= 372
1.0	59	10/12→	←	☐		83.7838-0377.3 331476	L= 372
1.0 EcoBoost	74	01/13→	←	☐		83.7838-0377.3 331476	L= 372
1.0 Sport	103	05/14→	→		2	83.7827-0263.3 331193	L= 260
1.5 TDCi	70	05/15→	→				
1.0 EcoBoost	92	09/12→	←	☐; 10/12→		83.7838-0376.3 331475	L= 372
1.5 TDCi	55	09/12→	←	☐; 10/12→		83.7838-0377.3 331476	L= 372
1.6 Ti	77	09/12→	→	10/12→	2	83.7827-0263.3 331193	L= 260
1.25	44	06/08→	←	☐; 09/08→		83.7838-0370.3 331122	L= 366
1.25	60	06/08→	←	☐; 09/08→		83.7838-0371.3 331123	L= 366
1.6 TDCi	55	06/08→	←	☐; 09/08→		83.7838-0371.3 331123	L= 366
1.6 TDCi	66	06/08→	→	09/08→	2	83.7827-0263.3 331193	L= 260
1.6 Ti	88	06/08→	→				
1.4	71	10/08→	←	☐		83.7838-0370.3 331122	L= 366
1.4 TDCi	50	01/09→	←	☐		83.7838-0371.3 331123	L= 366
1.4 TDCi	51	07/10→	←	☐		83.7838-0371.3 331123	L= 366
1.6 TDCi	70	02/10→	→		2	83.7827-0263.3 331193	L= 260
1.6 Ti	99	12/10→	→				
1.4 LPG	68	01/09→	←	☐; 06/09→		83.7838-0370.3 331122	L= 366
1.4 LPG	71	01/09→	←	☐; 06/09→		83.7838-0371.3 331123	L= 366
			→	06/09→	2	83.7827-0263.3 331193	L= 260
1.6 ST	134	03/13→	←	☐		83.7838-0376.3 331475	L= 372
1.6 ST200	147	04/16→	←	☐		83.7838-0377.3 331476	L= 372
<b>FORD - FIESTA VI Van 08/08→</b>							
 <b>Bremssattel</b>							
1.0	59	10/12→	←	☐		24.3541-1857.5 240733	TRW - Halter
1.0 EcoBoost	74	01/13→	←	☐		24.3541-1858.5 240734	TRW - Halter
1.25	44	08/08→12/12	←	☐		24.3541-1858.5 240734	TRW - Halter
1.25	60	01/09→					
1.4 TDCi	50	01/09→					
1.4 TDCi	51	07/10→					
1.5 TDCi	55	10/12→					
1.5 TDCi	70	05/15→					
1.6 TDCi	66	01/09→					
1.6 TDCi	70	02/10→					
1.0 EcoBoost	92	09/12→	←	☐; 10/12→		24.3541-1857.5 240733	TRW - Halter
			←	☐; 10/12→		24.3541-1858.5 240734	TRW - Halter
1.4	71	10/08→12/12	←	☐; für Fahrzeuge mit Trommelbremse an der Hinterachse		24.3541-1857.5 240733	TRW - Halter
			←	☐; für Fahrzeuge mit Trommelbremse an der Hinterachse		24.3541-1858.5 240734	TRW - Halter
 <b>Bremsschlauch</b>							
1.0	59	10/12→	←	☐		83.7838-0376.3 331475	L= 372
1.0 EcoBoost	74	01/13→	←	☐		83.7838-0377.3 331476	L= 372
1.5 TDCi	55	10/12→	←	☐		83.7838-0377.3 331476	L= 372
1.5 TDCi	70	05/15→	→		2	83.7827-0263.3 331193	L= 260
1.0 EcoBoost	92	09/12→	←	☐; 10/12→		83.7838-0376.3 331475	L= 372
			←	☐; 10/12→		83.7838-0377.3 331476	L= 372
			→	10/12→	2	83.7827-0263.3 331193	L= 260
1.25	44	08/08→12/12	←	☐		83.7838-0370.3 331122	L= 366
1.25	60	01/09→	←	☐		83.7838-0371.3 331123	L= 366
1.4	71	10/08→12/12	←	☐		83.7838-0371.3 331123	L= 366
1.4 TDCi	50	01/09→	→		2	83.7827-0263.3 331193	L= 260
1.4 TDCi	51	07/10→	→				
1.6 TDCi	66	01/09→	→				
1.6 TDCi	70	02/10→	→				
<b>FORD - FIESTA Kasten/Großraumlimousine (JV_) 05/98→08/03</b>							
 <b>Bremssattel</b>							
D 1.8	44	05/98→04/02	←	☐; 02/00→ 03/02; - ABS		24.3481-8515.5 240477	ATE - Halter
			←	☐; 02/00→ 03/02; - ABS		24.3481-8516.5 240478	ATE - Halter
			←	☐; → 01/00		24.3541-8529.5 240553	ATE - Halter
			←	☐; → 01/00		24.3541-8530.5 240554	ATE - Halter
			←	☐; 02/00→ 03/02; + ABS		24.3541-8531.5 240679	ATE - Halter
↓							

















	kw			 	! #		
<b>FORD - FIESTA Kasten/Großraumlimousine (JV_) 05/98→08/03</b>							
 <b>Bremssattel</b>							
D 1.8	44	05/98→04/02	←	☐; 02/00→ 03/02; + ABS		24.3541-8532.5 240680	ATE - Halter
<b>Feder, Bremssattel</b>							
D 1.8	44	05/98→04/02		→ 01/00	2	11.8116-0264.1 390594	ATE
				02/00→ 03/02	2	11.8116-0264.1 390594	ATE
<b>Führungshülzensatz, Bremssattel</b>							
D 1.8	44	05/98→04/02	←	02/00→ 03/02		11.0101-5407.2 260011	ATE
			←	→ 01/00		11.0101-5407.2 260011	ATE
<b>Führungsbolzen, Bremssattel</b>							
D 1.8	44	05/98→04/02	←	→ 01/00	2	11.8171-0008.1 990049	ATE
			←	02/00→ 03/02	2	11.8171-0008.1 990049	ATE
<b>Dichtungssatz, Bremssattel</b>							
D 1.8	44	05/98→04/02	←	→ 01/00		11.0441-5402.2 250028	ATE
 <b>Bremsschlauch</b>							
D 1.8	44	05/98→04/02	←	☐; → 03/02		24.5312-0360.3 331572	L= 360
			←	☐; → 03/02		24.5312-0361.3 331573	L= 360
<b>FORD - FIESTA Kasten/Schrägheck (FVD) 03/83→12/95</b>							
 <b>Bremssattel</b>							
1.8 D (FVJ)	43	03/89→12/95	←	☐; 11/95→		11.3481-8514.2 220336	ATE - Halter
			←	☐; 09/91→ 10/95		24.3481-8511.5 240760	- Halter
			←	☐; 09/91→ 10/95		24.3481-8512.5 240761	- Halter
			←	☐; 11/95→		24.3481-8513.5 241147	ATE - Halter
			←	☐; 09/91→ 10/95; V		24.3541-1701.5 240005	ATE - Halter
			←	☐; 11/95→; V		24.3541-8529.5 240553	ATE - Halter
			←	☐; 11/95→; V		24.3541-8530.5 240554	ATE - Halter
<b>Halter, Bremssattel</b>							
1.8 D (FVJ)	43	03/89→12/95	←	11/95→		11.0230-0687.1 260106	ATE
<b>Führungshülzensatz, Bremssattel</b>							
1.8 D (FVJ)	43	03/89→12/95	←	09/91→ 10/95		11.0101-5407.2 260011	ATE
			←	11/95→		11.0101-5407.2 260011	ATE
<b>Führungsbolzen, Bremssattel</b>							
1.8 D (FVJ)	43	03/89→12/95		09/91→ 10/95	2	11.8171-0008.1 990049	ATE
				11/95→	2	11.8171-0008.1 990049	ATE
<b>Dichtungssatz, Bremssattel</b>							
1.8 D (FVJ)	43	03/89→12/95	←	09/91→ 10/95		11.0441-4805.2 250020	ATE
			←	11/95→		11.0441-4805.2 250020	ATE
			←	09/91→ 10/95; V		11.0441-5402.2 250028	ATE
			→	11/95→; V		11.0441-5402.2 250028	ATE
 <b>Bremsschlauch</b>							
1.8 D (FVJ)	43	03/89→12/95	←	09/91→	2	24.5303-0400.3 330404	L= 400
<b>FORD - FIESTA Stufenheck 04/10→</b>							
 <b>Bremssattel</b>							
1.6 Ti 1.6 Ti	77 88	03/15→ 04/10→	←	☐; für Fahrzeuge mit Trommelbremse an der Hinterachse		24.3541-1857.5 240733	TRW - Halter
			←	☐; für Fahrzeuge mit Trommelbremse an der Hinterachse		24.3541-1858.5 240734	TRW - Halter
 <b>Bremsschlauch</b>							
1.6 Ti ↓	77	03/15→	←	☐		83.7838-0376.3 331475	L= 372

	kw			 	! #		
<b>FORD - FIESTA Stufenheck 04/10→</b>							
 <b>Bremsschlauch</b>							
1.6 Ti	88	04/10→	←	☐		83.7838-0377.3 331476	L= 372
			→		2	83.7827-0263.3 331193	L= 260
<b>FORD - FOCUS (DAW, DBW) 09/98→11/09</b>							
 <b>Bremssattel</b>							
1.4 16V	55	10/98→09/99	←	☐		24.3541-8105.5 240485	ATE - Halter
1.8 16V BiFuel	85	09/02→07/04	←	☐		24.3541-8106.5 240486	ATE - Halter
			→	☐		24.3344-1705.5 240273	TRW - Halter
			→	☐		24.3344-1706.5 240274	TRW - Halter
1.4 16V	55	10/98→11/04	←	☐; → 09/04		24.3541-8105.5 240485	ATE - Halter
1.6 16V	74	10/98→11/04	←				
1.6 16V Flexifuel	75	01/02→11/04	←	☐; → 09/04		24.3541-8106.5 240486	ATE - Halter
1.8 16V	85	10/98→11/04	→	☐; → 09/04		24.3344-1705.5 240273	TRW - Halter
1.8 DI / TDDi	55	08/99→11/04	→				
1.8 TDCi	74	08/02→11/04	→	☐; → 09/04		24.3344-1706.5 240274	TRW - Halter
1.8 TDCi	85	03/01→11/04					
1.8 Turbo DI / TDDi	66	10/98→11/04					
2.0 16V	96	10/98→11/04					
RS	158	10/02→11/04	→	☐; → 09/04		24.3344-1705.5 240273	TRW - Halter
ST170	127	03/02→11/04	→	☐; → 09/04		24.3344-1706.5 240274	TRW - Halter
<b>Feder, Bremssattel</b>							
ST170	127	03/02→11/04	←	→ 09/04	2	11.8116-0301.1 390610	ATE
<b>Führungshülzensatz, Bremssattel</b>							
1.4 16V	55	10/98→09/99	←			11.0101-5407.2 260011	ATE
1.8 16V BiFuel	85	09/02→07/04	←				
1.4 16V	55	10/98→11/04	←	→ 09/04		11.0101-5407.2 260011	ATE
1.6 16V	74	10/98→11/04					
1.6 16V Flexifuel	75	01/02→11/04					
1.8 16V	85	10/98→11/04					
1.8 DI / TDDi	55	08/99→11/04					
1.8 TDCi	74	08/02→11/04					
1.8 TDCi	85	03/01→11/04					
1.8 Turbo DI / TDDi	66	10/98→11/04					
2.0 16V	96	10/98→11/04					
<b>Führungsbolzen, Bremssattel</b>							
1.4 16V	55	10/98→09/99	←		2	11.8171-0008.1 990049	ATE
1.8 16V BiFuel	85	09/02→07/04	←				
1.4 16V	55	10/98→11/04	←	→ 09/04	2	11.8171-0008.1 990049	ATE
1.6 16V	74	10/98→11/04					
1.6 16V Flexifuel	75	01/02→11/04					
1.8 16V	85	10/98→11/04					
1.8 DI / TDDi	55	08/99→11/04					
1.8 TDCi	74	08/02→11/04					
1.8 TDCi	85	03/01→11/04					
1.8 Turbo DI / TDDi	66	10/98→11/04					
2.0 16V	96	10/98→11/04					
 <b>Bremsschlauch</b>							
1.4 16V	55	10/98→09/99	←		2	24.5112-0341.3 330655	L= 340
			→		2	24.5228-0196.3 330656	L= 195
1.4 16V	55	10/98→11/04	←	→ 09/04	2	24.5112-0341.3 330655	L= 340
1.6 16V	74	10/98→11/04					
1.8 16V	85	10/98→11/04	→	09/00→ 04/01	2	24.5124-0410.3 330760	L= 410
1.8 DI / TDDi	55	08/99→11/04	→	05/01→ 09/04	2	24.5124-0411.3 330774	L= 410
1.8 Turbo DI / TDDi	66	10/98→11/04	→				
2.0 16V	96	10/98→11/04	→	→ 08/00	2	24.5228-0196.3 330656	L= 195
1.6 16V Flexifuel	75	01/02→11/04	←	→ 09/04	2	24.5112-0341.3 330655	L= 340
1.8 TDCi	74	08/02→11/04	→				
1.8 TDCi	85	03/01→11/04	→	→ 09/04	2	24.5124-0411.3 330774	L= 410
ST170	127	03/02→11/04					
1.8 16V BiFuel	85	09/02→07/04	←		2	24.5112-0341.3 330655	L= 340
			→		2	24.5124-0411.3 330774	L= 410
RS	158	10/02→11/04	→	→ 09/04	2	24.5124-0411.3 330774	L= 410
<b>FORD - FOCUS II (DA_, HCP, DP) 07/04→09/13</b>							
 <b>Bremssattel</b>							
1.4	59	07/04→09/12	←	☐; 10/04→ 02/11		24.3571-9813.5 240557	ATE - Halter
1.6	74	07/04→09/12					
↓							

	kW			 	! #		
<b>FORD - FOCUS II (DA_, HCP, DP) 07/04→09/13</b>							
<b>Bremssattel</b>							
1.6 TDCi	74	07/04→09/12	←	☐; 10/04→ 02/11		24.3571-9814.5	240558 ATE - Halter
1.6 TDCi	80	07/04→09/12	→	☐; 10/04→ 02/11		24.3387-7015.5	241007 ATE - Halter
1.6 Ti	85	07/04→09/12	→	☐; 10/04→ 02/11		24.3387-7016.5	241008 ATE - Halter
2.0	107	07/04→09/12	→	☐; 10/04→ 02/11		24.3387-7016.5	241008 ATE - Halter
2.0 TDCi	100	07/04→09/12	→	☐; 10/04→ 02/11		24.3387-7016.5	241008 ATE - Halter
1.6 LPG	85	10/09→07/11	←	☐; → 02/11		24.3571-9813.5	240557 ATE - Halter
1.6 TDCi	66	01/05→09/12	→	☐; → 02/11		24.3571-9814.5	240558 ATE - Halter
1.8	92	03/06→09/12	←	☐; → 02/11		24.3571-9814.5	240558 ATE - Halter
1.8 Flexifuel	92	01/06→09/12	→	☐; → 02/11		24.3387-7015.5	241007 ATE - Halter
1.8 TDCi	85	01/05→09/12	→	☐; → 02/11		24.3387-7015.5	241007 ATE - Halter
2.0 CNG	107	04/09→07/11	→	☐; → 02/11		24.3387-7016.5	241008 ATE - Halter
2.0 LPG	107	06/08→07/11	→	☐; → 02/11		24.3387-7016.5	241008 ATE - Halter
2.0 TDCi	81	02/08→07/11	→	☐; → 02/11		24.3387-7016.5	241008 ATE - Halter
2.0 TDCi	98	07/04→01/08	←	☐; 10/04→		24.3571-9813.5	240557 ATE - Halter
			←	☐; 10/04→		24.3571-9814.5	240558 ATE - Halter
			→	☐; 10/04→		24.3387-7015.5	241007 ATE - Halter
			→	☐; 10/04→		24.3387-7016.5	241008 ATE - Halter
2.5 RS	224	01/09→07/11	→	☐; → 02/11		24.3384-1772.5	240606 TRW - Halter
2.5 RS 500	257	05/10→07/11	→	☐; → 02/11		24.3384-1772.5	240606 TRW - Halter
2.5 ST	166	10/05→09/12	←	☐; → 02/11		24.3576-9975.5	241042 ATE - Halter
			←	☐; → 02/11		24.3576-9976.5	241043 ATE - Halter
			→	☐; → 02/11		24.3387-7015.5	241007 ATE - Halter
			→	☐; → 02/11		24.3387-7016.5	241008 ATE - Halter
<b>Halter, Bremssattel</b>							
1.4	59	07/04→09/12	←	10/04→ 02/11		11.0230-0736.1	260132 ATE
1.6	74	07/04→09/12	←	10/04→ 02/11		11.0230-0736.1	260132 ATE
1.6 TDCi	74	07/04→09/12	←	10/04→ 02/11		11.0230-0736.1	260132 ATE
1.6 TDCi	80	07/04→09/12	←	10/04→ 02/11		11.0230-0736.1	260132 ATE
1.6 Ti	85	07/04→09/12	←	10/04→ 02/11		11.0230-0736.1	260132 ATE
1.6 LPG	85	10/09→07/11	←	→ 02/11		11.0230-0736.1	260132 ATE
1.6 TDCi	66	01/05→09/12	→	→ 02/11		11.0230-0736.1	260132 ATE
1.8	92	03/06→09/12	→	→ 02/11		11.0230-0736.1	260132 ATE
1.8 Flexifuel	92	01/06→09/12	→	→ 02/11		11.0230-0736.1	260132 ATE
1.8 TDCi	85	01/05→09/12	←	→ 02/11		11.0230-0818.1	260135 ATE
2.0 CNG	107	04/09→07/11	→	→ 02/11		11.0230-0818.1	260135 ATE
2.0 LPG	107	06/08→07/11	→	→ 02/11		11.0230-0698.2	260091 ATE
2.0 TDCi	81	02/08→07/11	→	→ 02/11		11.0230-0698.2	260091 ATE
2.0	107	07/04→09/12	←	10/04→ 02/11		11.0230-0818.1	260135 ATE
2.0 TDCi	100	07/04→09/12	→	10/04→ 02/11		11.0230-0698.2	260091 ATE
2.0 TDCi	98	07/04→01/08	←	10/04→		11.0230-0818.1	260135 ATE
			→	10/04→		11.0230-0698.2	260091 ATE
2.5 ST	166	10/05→09/12	→	→ 02/11		11.0230-0698.2	260091 ATE
<b>Feder, Bremssattel</b>							
1.4	59	07/04→09/12	←	10/04→ 02/11	2	11.8116-0356.1	390586 ATE
1.6	74	07/04→09/12	→	10/04→ 02/11	2	11.8116-0340.1	390595 ATE
1.6 TDCi	74	07/04→09/12	→	10/04→ 02/11	2	11.8116-0340.1	390595 ATE
1.6 TDCi	80	07/04→09/12	→	10/04→ 02/11	2	11.8116-0340.1	390595 ATE
1.6 Ti	85	07/04→09/12	→	10/04→ 02/11	2	11.8116-0340.1	390595 ATE
2.0	107	07/04→09/12	→	10/04→ 02/11	2	11.8116-0340.1	390595 ATE
2.0 TDCi	100	07/04→09/12	→	10/04→ 02/11	2	11.8116-0340.1	390595 ATE
1.6 LPG	85	10/09→07/11	←	→ 02/11	2	11.8116-0356.1	390586 ATE
1.6 TDCi	66	01/05→09/12	→	→ 02/11	2	11.8116-0356.1	390586 ATE
1.8	92	03/06→09/12	→	→ 02/11	2	11.8116-0340.1	390595 ATE
1.8 Flexifuel	92	01/06→09/12	→	→ 02/11	2	11.8116-0340.1	390595 ATE
1.8 TDCi	85	01/05→09/12	→	→ 02/11	2	11.8116-0340.1	390595 ATE
2.0 CNG	107	04/09→07/11	→	→ 02/11	2	11.8116-0340.1	390595 ATE
2.0 LPG	107	06/08→07/11	→	→ 02/11	2	11.8116-0340.1	390595 ATE
2.0 TDCi	81	02/08→07/11	→	→ 02/11	2	11.8116-0340.1	390595 ATE
2.0 TDCi	98	07/04→01/08	←	10/04→	2	11.8116-0356.1	390586 ATE
			→	10/04→	2	11.8116-0340.1	390595 ATE
2.5 ST	166	10/05→09/12	←	→ 02/11	2	11.8116-0345.2	390596 ATE
			→	→ 02/11	2	11.8116-0340.1	390595 ATE
<b>Führungshülzensatz, Bremssattel</b>							
1.4	59	07/04→09/12	←	10/04→ 02/11		11.0101-5407.2	260011 ATE
1.6	74	07/04→09/12	→	10/04→ 02/11		11.0101-5407.2	260011 ATE
1.6 TDCi	74	07/04→09/12	→	10/04→ 02/11		11.0101-5407.2	260011 ATE
1.6 TDCi	80	07/04→09/12	→	10/04→ 02/11		11.0101-5407.2	260011 ATE
1.6 Ti	85	07/04→09/12	→	10/04→ 02/11		11.0101-5407.2	260011 ATE
2.0	107	07/04→09/12	→	10/04→ 02/11		11.0101-5407.2	260011 ATE
↓							

	kw			 	! #								
<b>FORD - FOCUS II (DA_, HCP, DP) 07/04→09/13</b>													
<b>Führungshülzensatz, Bremsattel</b>													
2.0 TDCi	100	07/04→09/12	←	10/04→ 02/11		11.0101-5407.2 260011	ATE						
			→	10/04→ 02/11		11.0101-5407.2 260011	ATE						
1.6 LPG 1.6 TDCi 1.8 1.8 Flexifuel 1.8 TDCi 2.0 CNG 2.0 LPG 2.0 TDCi 2.5 ST	85 66 92 92 85 107 107 81 166	10/09→07/11 01/05→09/12 03/06→09/12 01/06→09/12 01/05→09/12 04/09→07/11 06/08→07/11 02/08→07/11 10/05→09/12	←	→ 02/11		11.0101-5407.2 260011	ATE						
			→	→ 02/11		11.0101-5407.2 260011	ATE						
			←	10/04→		11.0101-5407.2 260011	ATE						
			→	10/04→		11.0101-5407.2 260011	ATE						
			<b>Führungsbolzen, Bremsattel</b>										
			1.4 1.6 1.6 TDCi 1.6 TDCi 1.6 Ti 2.0 2.0 TDCi	59 74 74 80 85 107 100	07/04→09/12 07/04→09/12 07/04→09/12 07/04→09/12 07/04→09/12 07/04→09/12 07/04→09/12		10/04→ 02/11	2	11.8171-0008.1 990049	ATE			
						1.6 LPG 1.6 TDCi 1.8 1.8 Flexifuel 1.8 TDCi 2.0 CNG 2.0 LPG 2.0 TDCi 2.5 ST	85 66 92 92 85 107 107 81 166	10/09→07/11 01/05→09/12 03/06→09/12 01/06→09/12 01/05→09/12 04/09→07/11 06/08→07/11 02/08→07/11 10/05→09/12		→ 02/11	2	11.8171-0008.1 990049	ATE
	10/04→	2							11.8171-0008.1 990049	ATE			
<b>Bremsschlauch</b>													
1.4	59	07/04→09/12							←	10/04→ 02/11	2	83.7716-0397.3 330790	L= 395
									→	10/04→ 02/11; Scheibenbremse; - eFSB	2	24.5124-0420.3 331276	L= 420
									→	10/04→ 02/11; Scheibenbremse; + eFSB	2	83.7714-0391.3 330980	L= 390
									→	10/04→ 02/11; Trommelbremse	2	83.7788-0382.3 330971	L= 380
									→	10/04→ 02/11; Scheibenbremse; Kombi	2	83.7788-0409.3 330981	L= 410
1.6 1.6 TDCi 1.6 TDCi 1.6 Ti 2.0 2.0 TDCi	74 74 80 85 107 100	07/04→09/12 07/04→09/12 07/04→09/12 07/04→09/12 07/04→09/12 07/04→09/12	←	10/04→ 02/11	2	83.7716-0397.3 330790	L= 395						
			→	10/04→ 02/11; - eFSB	2	24.5124-0420.3 331276	L= 420						
			→	10/04→ 02/11; + eFSB	2	83.7714-0391.3 330980	L= 390						
			→	10/04→ 02/11; Kombi	2	83.7788-0409.3 330981	L= 410						
			1.6 LPG 1.6 TDCi 1.8 1.8 Flexifuel 1.8 TDCi 2.0 CNG 2.0 LPG 2.0 TDCi	85 66 92 92 85 107 107 81	10/09→07/11 01/05→09/12 03/06→09/12 01/06→09/12 01/05→09/12 04/09→07/11 06/08→07/11 02/08→07/11	←	→ 02/11	2	83.7716-0397.3 330790	L= 395			
						→	→ 02/11; - eFSB	2	24.5124-0420.3 331276	L= 420			
→	→ 02/11; + eFSB	2				83.7714-0391.3 330980	L= 390						
→	→ 02/11; Kombi	2				83.7788-0409.3 330981	L= 410						
2.0 TDCi	98	07/04→01/08				←	10/04→	2	83.7716-0397.3 330790	L= 395			
						→	10/04→; - eFSB	2	24.5124-0420.3 331276	L= 420			
						→	10/04→; + eFSB	2	83.7714-0391.3 330980	L= 390			
			→	10/04→; Kombi	2	83.7788-0409.3 330981	L= 410						
2.5 ST	166	10/05→09/12	→	→ 02/11; - eFSB	2	24.5124-0420.3 331276	L= 420						
			→	→ 02/11; + eFSB	2	83.7714-0391.3 330980	L= 390						
			→	→ 02/11; Kombi	2	83.7788-0409.3 330981	L= 410						
<b>FORD - FOCUS II Cabriolet 10/06→09/10</b>													
<b>Bremssattel</b>													
↓ 1.6 2.0 2.0 TDCi	74 107 100	10/06→09/10 10/06→09/10 10/06→09/10	←	☐		24.3571-9813.5 240557	ATE - Halter						
			←	☐		24.3571-9814.5 240558	ATE - Halter						
			→	☐		24.3387-7015.5 241007	ATE - Halter						
			→	☐		24.3387-7016.5 241008	ATE - Halter						

	kw			 	! #		
<b>FORD - FOCUS II Cabriolet 10/06→09/10</b>							
<b>Halter, Bremssattel</b>							
1.6	74	10/06→09/10	←			11.0230-0736.1 260132	ATE
2.0	107	10/06→09/10	←			11.0230-0818.1 260135	ATE
2.0 TDCi	100	10/06→09/10	→			11.0230-0698.2 260091	ATE
<b>Feder, Bremssattel</b>							
1.6	74	10/06→09/10	←		2	11.8116-0356.1 390586	ATE
2.0	107	10/06→09/10	←				
2.0 TDCi	100	10/06→09/10	→		2	11.8116-0340.1 390595	ATE
<b>Führungshülensatz, Bremssattel</b>							
1.6	74	10/06→09/10	←			11.0101-5407.2 260011	ATE
2.0	107	10/06→09/10	←				
2.0 TDCi	100	10/06→09/10	→			11.0101-5407.2 260011	ATE
<b>Führungsbolzen, Bremssattel</b>							
1.6	74	10/06→09/10			2	11.8171-0008.1 990049	ATE
2.0	107	10/06→09/10					
2.0 TDCi	100	10/06→09/10					
<b>Bremsschlauch</b>							
1.6	74	10/06→09/10	←		2	83.7716-0397.3 330790	L= 395
2.0	107	10/06→09/10	←				
2.0 TDCi	100	10/06→09/10	→	- eFSB	2	24.5124-0420.3 331276	L= 420
			→	+ eFSB	2	83.7714-0391.3 330980	L= 390
			→	Kombi	2	83.7788-0409.3 330981	L= 410
<b>FORD - FOCUS II Kasten/Kombi 07/04→07/11</b>							
<b>Bremssattel</b>							
1.4	59	09/05→07/11	←	☐		24.3571-9813.5 240557	ATE - Halter
1.6	74	09/05→07/11	←	☐		24.3571-9814.5 240558	ATE - Halter
			→	☐		24.3387-7015.5 241007	ATE - Halter
			→	☐		24.3387-7016.5 241008	ATE - Halter
1.6 TDCi	66	09/05→07/11	←	☐; → 02/11		24.3571-9813.5 240557	ATE - Halter
1.6 TDCi	80	07/04→07/11	←	☐; → 02/11		24.3571-9814.5 240558	ATE - Halter
1.6 Ti-VCT	85	09/05→07/11	←	☐; → 02/11		24.3571-9814.5 240558	ATE - Halter
2.0 TDCi	100	09/05→07/11	→	☐; → 02/11		24.3387-7015.5 241007	ATE - Halter
			→	☐; → 02/11		24.3387-7016.5 241008	ATE - Halter
<b>Halter, Bremssattel</b>							
1.4	59	09/05→07/11	←			11.0230-0736.1 260132	ATE
1.6	74	09/05→07/11	←				
1.6 TDCi	66	09/05→07/11	←	→ 02/11		11.0230-0736.1 260132	ATE
1.6 TDCi	80	07/04→07/11	←				
1.6 Ti-VCT	85	09/05→07/11	←				
2.0 TDCi	100	09/05→07/11	←	→ 02/11		11.0230-0818.1 260135	ATE
			→	→ 02/11		11.0230-0698.2 260091	ATE
<b>Feder, Bremssattel</b>							
1.4	59	09/05→07/11	←		2	11.8116-0356.1 390586	ATE
1.6	74	09/05→07/11	→		2	11.8116-0340.1 390595	ATE
1.6 TDCi	66	09/05→07/11	←	→ 02/11	2	11.8116-0356.1 390586	ATE
1.6 TDCi	80	07/04→07/11	←				
1.6 Ti-VCT	85	09/05→07/11	→	→ 02/11	2	11.8116-0340.1 390595	ATE
2.0 TDCi	100	09/05→07/11	→				
<b>Führungshülensatz, Bremssattel</b>							
1.4	59	09/05→07/11	←			11.0101-5407.2 260011	ATE
1.6	74	09/05→07/11	→			11.0101-5407.2 260011	ATE
1.6 TDCi	66	09/05→07/11	←	→ 02/11		11.0101-5407.2 260011	ATE
1.6 TDCi	80	07/04→07/11	←				
1.6 Ti-VCT	85	09/05→07/11	→	→ 02/11		11.0101-5407.2 260011	ATE
2.0 TDCi	100	09/05→07/11	→				
<b>Führungsbolzen, Bremssattel</b>							
1.4	59	09/05→07/11			2	11.8171-0008.1 990049	ATE
1.6	74	09/05→07/11					
1.6 TDCi	66	09/05→07/11		→ 02/11	2	11.8171-0008.1 990049	ATE
1.6 TDCi	80	07/04→07/11					
1.6 Ti-VCT	85	09/05→07/11					
↓							

	kW			 	! #		
<b>FORD - FOCUS II Kasten/Kombi 07/04→07/11</b>							
<b>Führungsbolzen, Bremssattel</b>							
2.0 TDCi	100	09/05→07/11		→ 02/11	2	11.8171-0008.1 990049	ATE
<b>Bremsschlauch</b>							
1.4	59	09/05→07/11	←		2	83.7716-0397.3 330790	L= 395
			→	Scheibenbremse; - eFSB	2	24.5124-0420.3 331276	L= 420
			→	Scheibenbremse; + eFSB	2	83.7714-0391.3 330980	L= 390
			→	Trommelbremse	2	83.7788-0382.3 330971	L= 380
			→	Scheibenbremse; Kombi	2	83.7788-0409.3 330981	L= 410
1.6	74	09/05→07/11	←		2	83.7716-0397.3 330790	L= 395
			→	- eFSB	2	24.5124-0420.3 331276	L= 420
			→	+ eFSB	2	83.7714-0391.3 330980	L= 390
			→	Kombi	2	83.7788-0409.3 330981	L= 410
1.6 TDCi	66	09/05→07/11	←	→ 02/11	2	83.7716-0397.3 330790	L= 395
1.6 TDCi	80	07/04→07/11	←				
1.6 Ti-VCT	85	09/05→07/11	→	→ 02/11; - eFSB	2	24.5124-0420.3 331276	L= 420
2.0 TDCi	100	09/05→07/11	→	→ 02/11; + eFSB	2	83.7714-0391.3 330980	L= 390
			→	→ 02/11; Kombi	2	83.7788-0409.3 330981	L= 410
<b>FORD - FOCUS II Stufenheck (DB_, FCH, DH) 04/05→</b>							
<b>Bremssattel</b>							
1.4	59	04/05→09/12	←	☐; → 02/11		24.3571-9813.5 240557	ATE - Halter
1.6	74	04/05→09/12	←	☐; → 02/11		24.3571-9814.5 240558	ATE - Halter
1.6 TDCi	66	04/05→09/12	←	☐; → 02/11		24.3571-9814.5 240558	ATE - Halter
1.6 TDCi	74	04/05→09/12	→	☐; → 02/11		24.3387-7015.5 241007	ATE - Halter
1.6 TDCi	80	04/05→09/12	→	☐; → 02/11		24.3387-7015.5 241008	ATE - Halter
1.6 Ti	85	04/05→09/12	→	☐; → 02/11		24.3387-7016.5 241008	ATE - Halter
1.8	92	03/06→09/12					
1.8 Flexifuel	92	06/06→07/11					
1.8 TDCi	85	04/05→09/12					
2.0	107	04/05→07/11					
2.0 TDCi	81	02/08→07/11					
2.0 TDCi	100	04/05→09/12					
<b>Halter, Bremssattel</b>							
1.4	59	04/05→09/12	←	→ 02/11		11.0230-0736.1 260132	ATE
1.6	74	04/05→09/12	←				
1.6 TDCi	66	04/05→09/12	←				
1.6 TDCi	74	04/05→09/12	→				
1.6 TDCi	80	04/05→09/12	→				
1.6 Ti	85	04/05→09/12	→				
1.8	92	03/06→09/12					
1.8 Flexifuel	92	06/06→07/11					
1.8 TDCi	85	04/05→09/12	←	→ 02/11		11.0230-0818.1 260135	ATE
2.0	107	04/05→07/11	←				
2.0 TDCi	81	02/08→07/11	→	→ 02/11		11.0230-0698.2 260091	ATE
2.0 TDCi	100	04/05→09/12					
<b>Feder, Bremssattel</b>							
1.4	59	04/05→09/12	←	→ 02/11	2	11.8116-0356.1 390586	ATE
1.6	74	04/05→09/12	→	→ 02/11	2	11.8116-0340.1 390595	ATE
1.6 TDCi	66	04/05→09/12	→				
1.6 TDCi	74	04/05→09/12					
1.6 TDCi	80	04/05→09/12					
1.6 Ti	85	04/05→09/12					
1.8	92	03/06→09/12					
1.8 Flexifuel	92	06/06→07/11					
1.8 TDCi	85	04/05→09/12					
2.0	107	04/05→07/11					
2.0 TDCi	81	02/08→07/11					
2.0 TDCi	100	04/05→09/12					
<b>Führungshülzensatz, Bremssattel</b>							
1.4	59	04/05→09/12	←	→ 02/11		11.0101-5407.2 260011	ATE
1.6	74	04/05→09/12	→	→ 02/11		11.0101-5407.2 260011	ATE
1.6 TDCi	66	04/05→09/12	→				
1.6 TDCi	74	04/05→09/12					
1.6 TDCi	80	04/05→09/12					
1.6 Ti	85	04/05→09/12					
1.8	92	03/06→09/12					
1.8 Flexifuel	92	06/06→07/11					
1.8 TDCi	85	04/05→09/12					
2.0	107	04/05→07/11					
2.0 TDCi	81	02/08→07/11					
2.0 TDCi	100	04/05→09/12					



**FORD - FOCUS II Stufenheck (DB\_, FCH, DH) 04/05→**

**Führungsbolzen, Bremsattel**

1.4	59	04/05→09/12	←	→ 02/11	2	11.8171-0008.1	990049	ATE
1.6	74	04/05→09/12						
1.6 TDCi	66	04/05→09/12						
1.6 TDCi	74	04/05→09/12						
1.6 TDCi	80	04/05→09/12						
1.6 Ti	85	04/05→09/12						
1.8	92	03/06→09/12						
1.8 Flexifuel	92	06/06→07/11						
1.8 TDCi	85	04/05→09/12						
2.0	107	04/05→07/11						
2.0 TDCi	81	02/08→07/11						
2.0 TDCi	100	04/05→09/12						

 **Bremsschlauch**

1.4	59	04/05→09/12	←	→ 02/11	2	83.7716-0397.3	330790	L= 395		
			→	→ 02/11; Scheibenbremse; - eFSB	2	24.5124-0420.3	331276	L= 420		
			→	→ 02/11; Scheibenbremse; + eFSB	2	83.7714-0391.3	330980	L= 390		
			→	→ 02/11; Trommelbremse	2	83.7788-0382.3	330971	L= 380		
			→	→ 02/11; Scheibenbremse; Kombi	2	83.7788-0409.3	330981	L= 410		
1.6	74	04/05→09/12	←	→ 02/11	2	83.7716-0397.3	330790	L= 395		
			→	→ 02/11; - eFSB	2	24.5124-0420.3	331276	L= 420		
			→	→ 02/11; + eFSB	2	83.7714-0391.3	330980	L= 390		
			→	→ 02/11; Kombi	2	83.7788-0409.3	330981	L= 410		
			1.6 TDCi	66	04/05→09/12					
			1.6 TDCi	74	04/05→09/12					
			1.6 TDCi	80	04/05→09/12					
			1.6 Ti	85	04/05→09/12					
			1.8	92	03/06→09/12					
			1.8 Flexifuel	92	06/06→07/11					
1.8 TDCi	85	04/05→09/12								
2.0	107	04/05→07/11								
2.0 TDCi	81	02/08→07/11								
2.0 TDCi	100	04/05→09/12								

**FORD - FOCUS II Turnier (DA\_, FFS, DS) 07/04→09/12**








 **Bremsattel**

1.4	59	07/04→09/12	←	☐; 10/04→ 02/11	24.3571-9813.5	240557	ATE - Halter
			←	☐; 10/04→ 02/11	24.3571-9814.5	240558	ATE - Halter
			→	☐; 10/04→ 02/11	24.3387-7015.5	241007	ATE - Halter
			→	☐; 10/04→ 02/11	24.3387-7016.5	241008	ATE - Halter
			→	☐; 10/04→ 02/11	24.3387-7016.5	241008	ATE - Halter
1.6	74	07/04→07/11	←	☐; 10/04→ 02/11	24.3571-9813.5	240557	ATE - Halter
			←	☐; 10/04→ 02/11	24.3571-9814.5	240558	ATE - Halter
			→	☐; 10/04→ 02/11	24.3387-7015.5	241007	ATE - Halter
			→	☐; 10/04→ 02/11	24.3387-7016.5	241008	ATE - Halter
			→	☐; 10/04→ 02/11	24.3387-7016.5	241008	ATE - Halter
1.6 TDCi	74	07/04→09/12	←	☐; 01/05→ 02/11	24.3571-9813.5	240557	ATE - Halter
			←	☐; 01/05→ 02/11	24.3571-9814.5	240558	ATE - Halter
			→	☐; 01/05→ 02/11	24.3387-7015.5	241007	ATE - Halter
			→	☐; 01/05→ 02/11	24.3387-7016.5	241008	ATE - Halter
			→	☐; 01/05→ 02/11	24.3387-7016.5	241008	ATE - Halter
1.6 TDCi	80	07/04→09/12	←	☐; 10/04→	24.3571-9813.5	240557	ATE - Halter
			←	☐; 10/04→	24.3571-9814.5	240558	ATE - Halter
			→	☐; 10/04→	24.3387-7015.5	241007	ATE - Halter
			→	☐; 10/04→	24.3387-7016.5	241008	ATE - Halter
			→	☐; 10/04→	24.3387-7016.5	241008	ATE - Halter
1.6 Ti	85	07/04→09/12	←	☐; 10/04→ 02/11	24.3571-9813.5	240557	ATE - Halter
			←	☐; 10/04→ 02/11	24.3571-9814.5	240558	ATE - Halter
			→	☐; 10/04→ 02/11	24.3387-7015.5	241007	ATE - Halter
			→	☐; 10/04→ 02/11	24.3387-7016.5	241008	ATE - Halter
			→	☐; 10/04→ 02/11	24.3387-7016.5	241008	ATE - Halter
2.0	107	07/04→09/12	←	☐; 10/04→	24.3571-9813.5	240557	ATE - Halter
			←	☐; 10/04→	24.3571-9814.5	240558	ATE - Halter
			→	☐; 10/04→	24.3387-7015.5	241007	ATE - Halter
			→	☐; 10/04→	24.3387-7016.5	241008	ATE - Halter
			→	☐; 10/04→	24.3387-7016.5	241008	ATE - Halter
2.0 TDCi	98	07/04→01/08	←	☐; 10/04→	24.3571-9813.5	240557	ATE - Halter
			←	☐; 10/04→	24.3571-9814.5	240558	ATE - Halter
			→	☐; 10/04→	24.3387-7015.5	241007	ATE - Halter
			→	☐; 10/04→	24.3387-7016.5	241008	ATE - Halter
			→	☐; 10/04→	24.3387-7016.5	241008	ATE - Halter

**Halter, Bremsattel**

1.4	59	07/04→09/12	←	10/04→ 02/11	11.0230-0736.1	260132	ATE	
			1.6	74	07/04→07/11			
			1.6 TDCi	74	07/04→09/12			
			1.6 TDCi	80	07/04→09/12			
			1.6 Ti	85	07/04→09/12			
1.6 LPG	85	10/09→09/12	←	→ 02/11	11.0230-0736.1	260132	ATE	
			1.8	92	03/06→09/12			
			1.8 Flexifuel	92	01/06→09/12			
1.6 TDCi	66	07/04→09/12	←	01/05→ 02/11	11.0230-0736.1	260132	ATE	
			1.8 TDCi	85	07/04→09/12			
1.8 TDCi	85	07/04→09/12	←	01/05→ 02/11	11.0230-0818.1	260135	ATE	
			→	01/05→ 02/11	11.0230-0698.2	260091	ATE	
2.0	107	07/04→09/12	←	10/04→ 02/11	11.0230-0818.1	260135	ATE	
			2.0 TDCi	100	07/04→09/12			
2.0 TDCi	100	07/04→09/12	→	10/04→ 02/11	11.0230-0698.2	260091	ATE	
			2.0 LPG	107	06/08→07/11			
↓			←	→ 02/11	11.0230-0818.1	260135	ATE	



	kw			 	! #		
<b>FORD - FOCUS II Turnier (DA_, FFS, DS) 07/04→09/12</b>							
<b>Halter, Bremssattel</b>							
2.0 TDCi	81	02/08→07/11	➡	→ 02/11		11.0230-0698.2 260091	ATE
2.0 TDCi	98	07/04→01/08	⬅	10/04→		11.0230-0818.1 260135	ATE
			➡	10/04→		11.0230-0698.2 260091	ATE
<b>Feder, Bremssattel</b>							
1.4	59	07/04→09/12	⬅	10/04→ 02/11	2	11.8116-0356.1 390586	ATE
1.6	74	07/04→07/11					
1.6 TDCi	74	07/04→09/12	➡	10/04→ 02/11	2	11.8116-0340.1 390595	ATE
1.6 TDCi	80	07/04→09/12					
1.6 Ti	85	07/04→09/12					
2.0	107	07/04→09/12					
2.0 TDCi	100	07/04→09/12					
1.6 LPG	85	10/09→09/12	⬅	→ 02/11	2	11.8116-0356.1 390586	ATE
1.8	92	03/06→09/12					
1.8 Flexifuel	92	01/06→09/12	➡	→ 02/11	2	11.8116-0340.1 390595	ATE
2.0 LPG	107	06/08→07/11					
2.0 TDCi	81	02/08→07/11					
1.6 TDCi	66	07/04→09/12	⬅	01/05→ 02/11	2	11.8116-0356.1 390586	ATE
1.8 TDCi	85	07/04→09/12	➡	01/05→ 02/11	2	11.8116-0340.1 390595	ATE
2.0 TDCi	98	07/04→01/08	⬅	10/04→	2	11.8116-0356.1 390586	ATE
			➡	10/04→	2	11.8116-0340.1 390595	ATE
<b>Führungshülzensatz, Bremssattel</b>							
1.4	59	07/04→09/12	⬅	10/04→ 02/11		11.0101-5407.2 260011	ATE
1.6	74	07/04→07/11					
1.6 TDCi	74	07/04→09/12	➡	10/04→ 02/11		11.0101-5407.2 260011	ATE
1.6 TDCi	80	07/04→09/12					
1.6 Ti	85	07/04→09/12					
2.0	107	07/04→09/12					
2.0 TDCi	100	07/04→09/12					
1.6 LPG	85	10/09→09/12	⬅	→ 02/11		11.0101-5407.2 260011	ATE
1.8	92	03/06→09/12					
1.8 Flexifuel	92	01/06→09/12	➡	→ 02/11		11.0101-5407.2 260011	ATE
2.0 LPG	107	06/08→07/11					
2.0 TDCi	81	02/08→07/11					
1.6 TDCi	66	07/04→09/12	⬅	01/05→ 02/11		11.0101-5407.2 260011	ATE
1.8 TDCi	85	07/04→09/12	➡	01/05→ 02/11		11.0101-5407.2 260011	ATE
2.0 TDCi	98	07/04→01/08	⬅	10/04→		11.0101-5407.2 260011	ATE
			➡	10/04→		11.0101-5407.2 260011	ATE
<b>Führungsbolzen, Bremssattel</b>							
1.4	59	07/04→09/12		10/04→ 02/11	2	11.8171-0008.1 990049	ATE
1.6	74	07/04→07/11					
1.6 TDCi	74	07/04→09/12					
1.6 TDCi	80	07/04→09/12					
1.6 Ti	85	07/04→09/12					
2.0	107	07/04→09/12					
2.0 TDCi	100	07/04→09/12					
1.6 LPG	85	10/09→09/12		→ 02/11	2	11.8171-0008.1 990049	ATE
1.8	92	03/06→09/12					
1.8 Flexifuel	92	01/06→09/12					
2.0 LPG	107	06/08→07/11					
2.0 TDCi	81	02/08→07/11					
1.6 TDCi	66	07/04→09/12		01/05→ 02/11	2	11.8171-0008.1 990049	ATE
1.8 TDCi	85	07/04→09/12					
2.0 TDCi	98	07/04→01/08		10/04→	2	11.8171-0008.1 990049	ATE
<b>Bremsschlauch</b>							
1.4	59	07/04→09/12	⬅	10/04→ 02/11	2	83.7716-0397.3 330790	L= 395
			➡	10/04→ 02/11; Scheibenbremse; - eFSB	2	24.5124-0420.3 331276	L= 420
			➡	10/04→ 02/11; Scheibenbremse; + eFSB	2	83.7714-0391.3 330980	L= 390
			➡	10/04→ 02/11; Trommelbremse	2	83.7788-0382.3 330971	L= 380
			➡	10/04→ 02/11; Scheibenbremse; Kombi	2	83.7788-0409.3 330981	L= 410
1.6	74	07/04→07/11	⬅	10/04→ 02/11	2	83.7716-0397.3 330790	L= 395
			➡	10/04→ 02/11; - eFSB	2	24.5124-0420.3 331276	L= 420
			➡	10/04→ 02/11; + eFSB	2	83.7714-0391.3 330980	L= 390
			➡	10/04→ 02/11; Kombi	2	83.7788-0409.3 330981	L= 410
			➡	10/04→ 02/11; Kombi	2	83.7788-0409.3 330981	L= 410
1.6 TDCi	74	07/04→09/12					
1.6 TDCi	80	07/04→09/12					
1.6 Ti	85	07/04→09/12					
2.0	107	07/04→09/12					
2.0 TDCi	100	07/04→09/12					
1.6 LPG	85	10/09→09/12	⬅	→ 02/11	2	83.7716-0397.3 330790	L= 395
1.8	92	03/06→09/12					
↓							

**FORD - FOCUS II Turnier (DA\_, FFS, DS) 07/04→09/12**

**Bremsschlauch**

1.8 Flexifuel 2.0 LPG 2.0 TDCi	92	01/06→09/12	➔	→ 02/11; - eFSB	2	24.5124-0420.3	331276	L= 420
	107	06/08→07/11	➔	→ 02/11; + eFSB	2	83.7714-0391.3	330980	L= 390
	81	02/08→07/11	➔	→ 02/11; Kombi	2	83.7788-0409.3	330981	L= 410
1.6 TDCi 1.8 TDCi	66	07/04→09/12	➔	01/05→ 02/11	2	83.7716-0397.3	330790	L= 395
	85	07/04→09/12	➔	01/05→ 02/11; - eFSB	2	24.5124-0420.3	331276	L= 420
			➔	01/05→ 02/11; + eFSB	2	83.7714-0391.3	330980	L= 390
			➔	01/05→ 02/11; Kombi	2	83.7788-0409.3	330981	L= 410
2.0 TDCi	98	07/04→01/08	➔	10/04→	2	83.7716-0397.3	330790	L= 395
			➔	10/04→; - eFSB	2	24.5124-0420.3	331276	L= 420
			➔	10/04→; + eFSB	2	83.7714-0391.3	330980	L= 390
			➔	10/04→; Kombi	2	83.7788-0409.3	330981	L= 410








**FORD - FOCUS III 07/10→**








**Bremssattel**








1.0 EcoBoost 1.0 EcoBoost	74	02/12→	➔	☐		24.3571-9813.5	240557	ATE - Halter
	92	02/12→	➔	☐		24.3571-9814.5	240558	ATE - Halter
			➔	☐; → 05/17		24.3387-7099.5	241017	ATE - Halter
			➔	☐; → 05/17		24.3387-7100.5	241018	ATE - Halter
1.0 EcoBoost	103	10/17→	➔	☐		24.3571-9813.5	240557	ATE - Halter
			➔	☐		24.3571-9814.5	240558	ATE - Halter
			➔	☐		24.3387-7099.5	241017	ATE - Halter
			➔	☐		24.3387-7100.5	241018	ATE - Halter
1.5 EcoBoost 1.5 EcoBoost 1.5 TDCi 1.5 TDCi 1.5 TDCi ECONetic 1.6 Flexifuel 1.6 LPG 1.6 LPG 1.6 TDCi ECONetic 1.6 Ti 1.6 Ti 2.0 2.0 TDCi 2.0 TDCi ST 2.0 Ti-GDi Electric	110	09/14→	➔	☐		24.3571-9813.5	240557	ATE - Halter
	134	09/14→	➔	☐		24.3571-9814.5	240558	ATE - Halter
	70	09/14→	➔	☐		24.3571-9814.5	240558	ATE - Halter
	88	09/14→	➔	☐; → 05/17		24.3387-7099.5	241017	ATE - Halter
	77	09/14→	➔	☐; → 05/17		24.3387-7100.5	241018	ATE - Halter
	110	07/13→	➔	☐; → 05/17		24.3387-7100.5	241018	ATE - Halter
	86	02/12→						
	88	02/12→						
	77	05/12→						
	63	08/11→						
	88	02/12→						
	110	10/13→						
	110	11/14→						
	136	11/14→						
	125	08/11→						
	107	07/13→						
1.6 EcoBoost 1.6 EcoBoost 1.6 Flexifuel 1.6 TDCi 1.6 TDCi 1.6 Ti 1.6 Ti 2.0 TDCi 2.0 TDCi 2.0 TDCi 2.0 TDCi	110	07/10→	➔	☐; 03/11→		24.3571-9813.5	240557	ATE - Halter
	134	07/10→	➔	☐; 03/11→		24.3571-9814.5	240558	ATE - Halter
	88	07/10→	➔	☐; 03/11→ 05/17		24.3387-7099.5	241017	ATE - Halter
	70	07/10→	➔	☐; 03/11→ 05/17		24.3387-7100.5	241018	ATE - Halter
	85	07/10→	➔	☐; 03/11→ 05/17		24.3387-7100.5	241018	ATE - Halter
	77	07/10→						
	92	07/10→						
	85	07/10→						
2.0 ST 2.3 RS AWD	184	07/12→	➔	☐; → 05/17		24.3387-7099.5	241017	ATE - Halter
	257	07/15→	➔	☐; → 05/17		24.3387-7100.5	241018	ATE - Halter

**Feder, Bremssattel**

1.0 EcoBoost	74	02/12→		→ 05/17	2	11.8116-0340.1	390595	ATE
1.0 EcoBoost	92	02/12→			2	11.8116-0356.1	390586	ATE
1.5 EcoBoost	110	09/14→						
1.5 EcoBoost	134	09/14→						
1.5 TDCi	70	09/14→						
1.5 TDCi	88	09/14→						
1.5 TDCi ECONetic	77	09/14→						
1.6 Flexifuel	110	07/13→						
1.6 LPG	86	02/12→						
1.6 LPG	88	02/12→						
1.6 TDCi ECONetic	77	05/12→						
1.6 Ti	63	08/11→						
1.6 Ti	88	02/12→						
2.0	110	10/13→						
2.0 TDCi	110	11/14→						
2.0 TDCi ST	136	11/14→						
2.0 Ti-GDi	125	08/11→						

	kW			 	! #		
<b>FORD - FOCUS III 07/10→</b>							
<b>Feder, Bremssattel</b>							
Electric	107	07/13→		→ 05/17	2	11.8116-0340.1 390595	ATE
					2	11.8116-0356.1 390586	ATE
1.0 EcoBoost	103	10/17→	←		2	11.8116-0356.1 390586	ATE
			→		2	11.8116-0340.1 390595	ATE
1.6 EcoBoost	110	07/10→		03/11→ 05/17	2	11.8116-0340.1 390595	ATE
1.6 EcoBoost	134	07/10→					
1.6 Flexifuel	88	07/10→		03/11→	2	11.8116-0356.1 390586	ATE
1.6 TDCi	70	07/10→					
1.6 TDCi	85	07/10→					
1.6 Ti	77	07/10→					
1.6 Ti	92	07/10→					
2.0 TDCi	85	07/10→					
2.0 TDCi	100	07/10→					
2.0 TDCi	103	07/10→					
2.0 TDCi	120	07/10→					
2.0 ST	184	07/12→		→ 05/17	2	11.8116-0340.1 390595	ATE
2.3 RS AWD	257	07/15→					
<b>Führungshülzensatz, Bremssattel</b>							
1.0 EcoBoost	74	02/12→	←			11.0101-5407.2 260011	ATE
1.0 EcoBoost	92	02/12→					
1.5 EcoBoost	110	09/14→	→	→ 05/17		11.0101-5407.2 260011	ATE
1.5 EcoBoost	134	09/14→					
1.5 TDCi	70	09/14→					
1.5 TDCi	88	09/14→					
1.5 TDCi ECONetic	77	09/14→					
1.6 Flexifuel	110	07/13→					
1.6 LPG	86	02/12→					
1.6 LPG	88	02/12→					
1.6 TDCi ECONetic	77	05/12→					
1.6 Ti	63	08/11→					
1.6 Ti	88	02/12→					
2.0	110	10/13→					
2.0 ST	184	07/12→					
2.0 TDCi	110	11/14→					
2.0 TDCi ST	136	11/14→					
2.0 Ti-GDi	125	08/11→					
Electric	107	07/13→					
1.0 EcoBoost	103	10/17→	←			11.0101-5407.2 260011	ATE
			→			11.0101-5407.2 260011	ATE
1.6 EcoBoost	110	07/10→	←	03/11→		11.0101-5407.2 260011	ATE
1.6 EcoBoost	134	07/10→					
1.6 Flexifuel	88	07/10→	→	03/11→ 05/17		11.0101-5407.2 260011	ATE
1.6 TDCi	70	07/10→					
1.6 TDCi	85	07/10→					
1.6 Ti	77	07/10→					
1.6 Ti	92	07/10→					
2.0 TDCi	85	07/10→					
2.0 TDCi	100	07/10→					
2.0 TDCi	103	07/10→					
2.0 TDCi	120	07/10→					
2.3 RS AWD	257	07/15→	→	→ 05/17		11.0101-5407.2 260011	ATE
<b>Führungsbolzen, Bremssattel</b>							
1.0 EcoBoost	74	02/12→		→ 05/17	2	11.8171-0008.1 990049	ATE
1.0 EcoBoost	92	02/12→					
1.5 EcoBoost	110	09/14→			2	11.8171-0008.1 990049	ATE
1.5 EcoBoost	134	09/14→					
1.5 TDCi	70	09/14→					
1.5 TDCi	88	09/14→					
1.5 TDCi ECONetic	77	09/14→					
1.6 Flexifuel	110	07/13→					
1.6 LPG	86	02/12→					
1.6 LPG	88	02/12→					
1.6 TDCi ECONetic	77	05/12→					
1.6 Ti	63	08/11→					
1.6 Ti	88	02/12→					
2.0	110	10/13→					
2.0 ST	184	07/12→					
2.0 TDCi	110	11/14→					
2.0 TDCi ST	136	11/14→					
2.0 Ti-GDi	125	08/11→					
Electric	107	07/13→					
1.0 EcoBoost	103	10/17→	←		2	11.8171-0008.1 990049	ATE
			→		2	11.8171-0008.1 990049	ATE
1.6 EcoBoost	110	07/10→		03/11→ 05/17	2	11.8171-0008.1 990049	ATE
1.6 EcoBoost	134	07/10→					
1.6 Flexifuel	88	07/10→		03/11→	2	11.8171-0008.1 990049	ATE
↓							

	kw			 	! #		
<b>FORD - FOCUS III 07/10→</b>							
<b>Führungsbolzen, Bremsattel</b>							
1.6 TDCi	70	07/10→		03/11→ 05/17	2	11.8171-0008.1 990049	ATE
1.6 TDCi	85	07/10→					
1.6 Ti	77	07/10→		03/11→	2	11.8171-0008.1 990049	ATE
1.6 Ti	92	07/10→					
2.0 TDCi	85	07/10→					
2.0 TDCi	100	07/10→					
2.0 TDCi	103	07/10→					
2.0 TDCi	120	07/10→					
2.3 RS AWD	257	07/15→		→ 05/17	2	11.8171-0008.1 990049	ATE
<b>Bremsschlauch</b>							
1.0 EcoBoost	74	02/12→	←		2	83.7769-0398.3 331472	L= 400
1.0 EcoBoost	92	02/12→					
1.5 EcoBoost	110	09/14→	→	Scheibenbremse; + Limousine	2	24.5140-0420.3 331503	L= 420
1.5 EcoBoost	134	09/14→	→	Scheibenbremse; + Turnier	2	83.7788-0417.3 331526	L= 419
1.5 TDCi	70	09/14→					
1.5 TDCi	88	09/14→					
1.5 TDCi ECONetic	77	09/14→					
1.6 Flexifuel	110	07/13→					
1.6 LPG	86	02/12→					
1.6 LPG	88	02/12→					
1.6 TDCi ECONetic	77	05/12→					
1.6 Ti	63	08/11→					
1.6 Ti	88	02/12→					
2.0	110	10/13→					
2.0 ST	184	07/12→					
2.0 TDCi	110	11/14→					
2.0 TDCi ST	136	11/14→					
2.0 Ti-GDi	125	08/11→					
Electric	107	07/13→					
1.0 EcoBoost	103	10/17→	←		2	83.7769-0398.3 331472	L= 400
			→	Scheibenbremse	2	83.7788-0417.3 331526	L= 419
1.6 EcoBoost	110	07/10→	←	03/11→	2	83.7769-0398.3 331472	L= 400
1.6 EcoBoost	134	07/10→					
1.6 Flexifuel	88	07/10→	→	03/11→; Scheibenbremse; + Limousine	2	24.5140-0420.3 331503	L= 420
1.6 TDCi	70	07/10→	→	03/11→; Scheibenbremse; + Turnier	2	83.7788-0417.3 331526	L= 419
1.6 TDCi	85	07/10→					
1.6 Ti	77	07/10→					
1.6 Ti	92	07/10→					
2.0 TDCi	85	07/10→					
2.0 TDCi	100	07/10→					
2.0 TDCi	103	07/10→					
2.0 TDCi	120	07/10→					
2.3 RS AWD	257	07/15→	→		2	24.5140-0420.3 331503	L= 420
<b>FORD - FOCUS III Kasten/Kombi 02/12→</b>							
<b>Bremssattel</b>							
1.0 EcoBoost	74	02/12→	←	☐		24.3571-9813.5 240557	ATE - Halter
1.0 EcoBoost	92	02/12→					
1.5 EcoBoost	110	09/14→	←	☐		24.3571-9814.5 240558	ATE - Halter
1.5 EcoBoost	134	09/14→	→	☐; → 05/17		24.3387-7099.5 241017	ATE - Halter
1.5 TDCi	70	09/14→	→	☐; → 05/17		24.3387-7100.5 241018	ATE - Halter
1.5 TDCi	88	09/14→					
2.0 TDCi	110	11/14→					
<b>Feder, Bremsattel</b>							
1.0 EcoBoost	74	02/12→		→ 05/17	2	11.8116-0340.1 390595	ATE
1.0 EcoBoost	92	02/12→			2	11.8116-0356.1 390586	ATE
1.5 EcoBoost	110	09/14→					
1.5 EcoBoost	134	09/14→					
1.5 TDCi	70	09/14→					
1.5 TDCi	88	09/14→					
2.0 TDCi	110	11/14→					
<b>Führungshülzensatz, Bremsattel</b>							
1.0 EcoBoost	74	02/12→	←			11.0101-5407.2 260011	ATE
1.0 EcoBoost	92	02/12→					
1.5 EcoBoost	110	09/14→	→	→ 05/17		11.0101-5407.2 260011	ATE
1.5 EcoBoost	134	09/14→					
1.5 TDCi	70	09/14→					
1.5 TDCi	88	09/14→					
2.0 TDCi	110	11/14→					
<b>Führungsbolzen, Bremsattel</b>							
1.0 EcoBoost	74	02/12→		→ 05/17	2	11.8171-0008.1 990049	ATE
1.0 EcoBoost	92	02/12→			2	11.8171-0008.1 990049	ATE
1.5 EcoBoost	110	09/14→					
1.5 EcoBoost	134	09/14→					
1.5 TDCi	70	09/14→					

	kw					! #		
<b>FORD - FOCUS III Kasten/Kombi 02/12→</b>								
<b>Führungsbolzen, Bremsattel</b>								
1.5 TDCi	88	09/14→			→ 05/17	2	11.8171-0008.1 990049	ATE
2.0 TDCi	110	11/14→				2	11.8171-0008.1 990049	ATE
<b>Bremsschlauch</b>								
1.0 EcoBoost	74	02/12→	←			2	83.7769-0398.3 331472	L= 400
1.0 EcoBoost	92	02/12→	←					
1.5 EcoBoost	110	09/14→	→		Scheibenbremse; + Limousine	2	24.5140-0420.3 331503	L= 420
1.5 EcoBoost	134	09/14→	→		Scheibenbremse; + Turnier	2	83.7788-0417.3 331526	L= 419
1.5 TDCi	70	09/14→						
1.5 TDCi	88	09/14→						
2.0 TDCi	110	11/14→						
<b>FORD - FOCUS III Kasten/Schrägheck 01/11→</b>								
<b>Bremssattel</b>								
1.0 EcoBoost	74	02/12→	←	☐			24.3571-9813.5 240557	ATE - Halter
1.0 EcoBoost	92	02/12→	←	☐			24.3571-9814.5 240558	ATE - Halter
1.5 EcoBoost	110	09/14→	←	☐			24.3387-7099.5 241017	ATE - Halter
1.5 EcoBoost	134	09/14→	→	☐; → 05/17			24.3387-7099.5 241017	ATE - Halter
1.5 TDCi	70	09/14→	→	☐; → 05/17			24.3387-7100.5 241018	ATE - Halter
1.5 TDCi	88	09/14→	→	☐; → 05/17			24.3387-7100.5 241018	ATE - Halter
2.0 TDCi	110	11/14→						
1.6 EcoBoost	110	11/11→06/14	←	☐			24.3571-9813.5 240557	ATE - Halter
			←	☐			24.3571-9814.5 240558	ATE - Halter
			→	☐			24.3387-7099.5 241017	ATE - Halter
			→	☐			24.3387-7100.5 241018	ATE - Halter
1.6 TDCi	70	01/11→	←	☐; 03/11→			24.3571-9813.5 240557	ATE - Halter
1.6 Ti	77	01/11→	←	☐; 03/11→			24.3571-9814.5 240558	ATE - Halter
			→	☐; 03/11→ 05/17			24.3387-7099.5 241017	ATE - Halter
			→	☐; 03/11→ 05/17			24.3387-7100.5 241018	ATE - Halter
2.0 TDCi	103	01/11→06/14	←	☐; 03/11→			24.3571-9813.5 240557	ATE - Halter
			←	☐; 03/11→			24.3571-9814.5 240558	ATE - Halter
			→	☐; 03/11→			24.3387-7099.5 241017	ATE - Halter
			→	☐; 03/11→			24.3387-7100.5 241018	ATE - Halter
<b>Feder, Bremsattel</b>								
1.0 EcoBoost	74	02/12→			→ 05/17	2	11.8116-0340.1 390595	ATE
1.0 EcoBoost	92	02/12→				2	11.8116-0356.1 390586	ATE
1.5 EcoBoost	110	09/14→						
1.5 EcoBoost	134	09/14→						
1.5 TDCi	70	09/14→						
1.5 TDCi	88	09/14→						
2.0 TDCi	110	11/14→						
1.6 EcoBoost	110	11/11→06/14				2	11.8116-0340.1 390595	ATE
							11.8116-0356.1 390586	ATE
1.6 TDCi	70	01/11→			03/11→ 05/17	2	11.8116-0340.1 390595	ATE
1.6 Ti	77	01/11→			03/11→	2	11.8116-0356.1 390586	ATE
2.0 TDCi	103	01/11→06/14			03/11→	2	11.8116-0340.1 390595	ATE
							11.8116-0356.1 390586	ATE
<b>Führungshülzensatz, Bremsattel</b>								
1.0 EcoBoost	74	02/12→	←				11.0101-5407.2 260011	ATE
1.0 EcoBoost	92	02/12→	←					
1.5 EcoBoost	110	09/14→	→		→ 05/17		11.0101-5407.2 260011	ATE
1.5 EcoBoost	134	09/14→	→					
1.5 TDCi	70	09/14→						
1.5 TDCi	88	09/14→						
2.0 TDCi	110	11/14→						
1.6 EcoBoost	110	11/11→06/14	←				11.0101-5407.2 260011	ATE
			→				11.0101-5407.2 260011	ATE
1.6 TDCi	70	01/11→	←		03/11→		11.0101-5407.2 260011	ATE
1.6 Ti	77	01/11→	→		03/11→ 05/17		11.0101-5407.2 260011	ATE
2.0 TDCi	103	01/11→06/14	←		03/11→		11.0101-5407.2 260011	ATE
			→		03/11→		11.0101-5407.2 260011	ATE
<b>Führungsbolzen, Bremsattel</b>								
1.0 EcoBoost	74	02/12→			→ 05/17	2	11.8171-0008.1 990049	ATE
1.0 EcoBoost	92	02/12→				2	11.8171-0008.1 990049	ATE

**FORD - FOCUS III Kasten/Schrägheck 01/11→**

**Führungsbolzen, Bremsattel**

1.5 EcoBoost	110	09/14→		→ 05/17	2	11.8171-0008.1	990049	ATE
1.5 EcoBoost	134	09/14→			2	11.8171-0008.1	990049	ATE
1.5 TDCi	70	09/14→			2	11.8171-0008.1	990049	ATE
1.5 TDCi	88	09/14→						
2.0 TDCi	110	11/14→						
1.6 EcoBoost	110	11/11→06/14			2	11.8171-0008.1	990049	ATE
1.6 TDCi	70	01/11→		03/11→ 05/17	2	11.8171-0008.1	990049	ATE
1.6 Ti	77	01/11→		03/11→	2	11.8171-0008.1	990049	ATE
2.0 TDCi	103	01/11→06/14		03/11→	2	11.8171-0008.1	990049	ATE

**Bremsschlauch**

1.0 EcoBoost	74	02/12→	←		2	83.7769-0398.3	331472	L= 400
1.0 EcoBoost	92	02/12→	→	Scheibenbremse; + Limousine	2	24.5140-0420.3	331503	L= 420
1.5 EcoBoost	110	09/14→	→	Scheibenbremse; + Turnier	2	83.7788-0417.3	331526	L= 419
1.5 EcoBoost	134	09/14→						
1.5 TDCi	70	09/14→						
1.5 TDCi	88	09/14→						
1.6 EcoBoost	110	11/11→06/14						
2.0 TDCi	110	11/14→						
1.6 TDCi	70	01/11→	←	03/11→	2	83.7769-0398.3	331472	L= 400
1.6 Ti	77	01/11→	→	03/11→; Scheibenbremse; + Limousine	2	24.5140-0420.3	331503	L= 420
2.0 TDCi	103	01/11→06/14	→	03/11→; Scheibenbremse; + Turnier	2	83.7788-0417.3	331526	L= 419








**FORD - FOCUS III Stufenheck 07/10→**

**Bremssattel**

1.0 EcoBoost	74	02/12→	←	☐		24.3571-9813.5	240557	ATE - Halter
1.0 EcoBoost	92	02/12→	←	☐		24.3571-9814.5	240558	ATE - Halter
1.5 EcoBoost	110	11/14→	←	☐		24.3387-7099.5	241017	ATE - Halter
1.5 EcoBoost	134	11/14→	→	☐; → 05/17		24.3387-7099.5	241017	ATE - Halter
1.5 TDCi	70	11/14→	→	☐; → 05/17		24.3387-7100.5	241018	ATE - Halter
1.5 TDCi	88	11/14→						
1.5 TDCi ECONetic	77	11/14→						
1.6 Flexifuel	110	07/13→						
1.6 TDCi	77	05/12→						
1.6 Ti	63	08/11→						
2.0	110	10/13→						
2.0 GDi	125	08/11→						
2.0 TDCi	110	11/14→						
1.0 EcoBoost	103	10/17→	←	☐		24.3571-9813.5	240557	ATE - Halter
			←	☐		24.3571-9814.5	240558	ATE - Halter
			→	☐		24.3387-7099.5	241017	ATE - Halter
			→	☐		24.3387-7100.5	241018	ATE - Halter
1.6 EcoBoost	110	07/10→	←	☐; 03/11→		24.3571-9813.5	240557	ATE - Halter
1.6 EcoBoost	134	07/10→	←	☐; 03/11→		24.3571-9814.5	240558	ATE - Halter
1.6 Flexifuel	88	07/10→	←	☐; 03/11→		24.3571-9814.5	240558	ATE - Halter
1.6 TDCi	70	07/10→	→	☐; 03/11→ 05/17		24.3387-7099.5	241017	ATE - Halter
1.6 TDCi	85	07/10→	→	☐; 03/11→ 05/17		24.3387-7099.5	241017	ATE - Halter
1.6 Ti	77	07/10→	→	☐; 03/11→ 05/17		24.3387-7100.5	241018	ATE - Halter
1.6 Ti	92	07/10→						
2.0 TDCi	85	07/10→						
2.0 TDCi	100	07/10→						
2.0 TDCi	103	07/10→						
2.0 TDCi	120	07/10→						

**Feder, Bremsattel**

1.0 EcoBoost	74	02/12→		→ 05/17	2	11.8116-0340.1	390595	ATE
1.0 EcoBoost	92	02/12→			2	11.8116-0356.1	390586	ATE
1.5 EcoBoost	110	11/14→						
1.5 EcoBoost	134	11/14→						
1.5 TDCi	70	11/14→						
1.5 TDCi	88	11/14→						
1.5 TDCi ECONetic	77	11/14→						
1.6 Flexifuel	110	07/13→						
1.6 TDCi	77	05/12→						
1.6 Ti	63	08/11→						
2.0	110	10/13→						
2.0 GDi	125	08/11→						
2.0 TDCi	110	11/14→						
1.0 EcoBoost	103	10/17→	←		2	11.8116-0356.1	390586	ATE
			→		2	11.8116-0340.1	390595	ATE
1.6 EcoBoost	110	07/10→		03/11→ 05/17	2	11.8116-0340.1	390595	ATE
1.6 EcoBoost	134	07/10→		03/11→	2	11.8116-0356.1	390586	ATE
1.6 Flexifuel	88	07/10→						
1.6 TDCi	70	07/10→						
1.6 TDCi	85	07/10→						

	kW			 	! #		
<b>FORD - FOCUS III Stufenheck 07/10→</b>							
<b>Feder, Bremssattel</b>							
1.6 Ti	77	07/10→		03/11→ 05/17	2	11.8116-0340.1 390595	ATE
1.6 Ti	92	07/10→		03/11→	2	11.8116-0356.1 390586	ATE
2.0 TDCi	85	07/10→					
2.0 TDCi	100	07/10→					
2.0 TDCi	103	07/10→					
2.0 TDCi	120	07/10→					
<b>Führungshülzensatz, Bremssattel</b>							
1.0 EcoBoost	74	02/12→	←			11.0101-5407.2 260011	ATE
1.0 EcoBoost	92	02/12→					
1.5 EcoBoost	110	11/14→	→	→ 05/17		11.0101-5407.2 260011	ATE
1.5 EcoBoost	134	11/14→					
1.5 TDCi	70	11/14→					
1.5 TDCi	88	11/14→					
1.5 TDCi ECONetic	77	11/14→					
1.6 Flexifuel	110	07/13→					
1.6 TDCi	77	05/12→					
1.6 Ti	63	08/11→					
2.0	110	10/13→					
2.0 GDi	125	08/11→					
2.0 TDCi	110	11/14→					
1.0 EcoBoost	103	10/17→	←			11.0101-5407.2 260011	ATE
			→			11.0101-5407.2 260011	ATE
1.6 EcoBoost	110	07/10→	←	03/11→		11.0101-5407.2 260011	ATE
1.6 EcoBoost	134	07/10→					
1.6 Flexifuel	88	07/10→	→	03/11→ 05/17		11.0101-5407.2 260011	ATE
1.6 TDCi	70	07/10→					
1.6 TDCi	85	07/10→					
1.6 Ti	77	07/10→					
1.6 Ti	92	07/10→					
2.0 TDCi	85	07/10→					
2.0 TDCi	100	07/10→					
2.0 TDCi	103	07/10→					
2.0 TDCi	120	07/10→					
<b>Führungsbolzen, Bremssattel</b>							
1.0 EcoBoost	74	02/12→		→ 05/17	2	11.8171-0008.1 990049	ATE
1.0 EcoBoost	92	02/12→					
1.5 EcoBoost	110	11/14→			2	11.8171-0008.1 990049	ATE
1.5 EcoBoost	134	11/14→					
1.5 TDCi	70	11/14→					
1.5 TDCi	88	11/14→					
1.5 TDCi ECONetic	77	11/14→					
1.6 Flexifuel	110	07/13→					
1.6 TDCi	77	05/12→					
1.6 Ti	63	08/11→					
2.0	110	10/13→					
2.0 GDi	125	08/11→					
2.0 TDCi	110	11/14→					
1.0 EcoBoost	103	10/17→	←		2	11.8171-0008.1 990049	ATE
			→		2	11.8171-0008.1 990049	ATE
1.6 EcoBoost	110	07/10→		03/11→ 05/17	2	11.8171-0008.1 990049	ATE
1.6 EcoBoost	134	07/10→					
1.6 Flexifuel	88	07/10→		03/11→	2	11.8171-0008.1 990049	ATE
1.6 TDCi	70	07/10→					
1.6 TDCi	85	07/10→					
1.6 Ti	77	07/10→					
1.6 Ti	92	07/10→					
2.0 TDCi	85	07/10→					
2.0 TDCi	100	07/10→					
2.0 TDCi	103	07/10→					
2.0 TDCi	120	07/10→					
<b>Bremsschlauch</b>							
1.0 EcoBoost	74	02/12→	←		2	83.7769-0398.3 331472	L= 400
1.0 EcoBoost	92	02/12→					
1.5 EcoBoost	110	11/14→	→	Scheibenbremse; + Limousine	2	24.5140-0420.3 331503	L= 420
1.5 EcoBoost	134	11/14→	→	Scheibenbremse; + Turnier	2	83.7788-0417.3 331526	L= 419
1.5 TDCi	70	11/14→					
1.5 TDCi	88	11/14→					
1.5 TDCi ECONetic	77	11/14→					
1.6 Flexifuel	110	07/13→					
1.6 TDCi	77	05/12→					
1.6 Ti	63	08/11→					
2.0	110	10/13→					
2.0 GDi	125	08/11→					
2.0 TDCi	110	11/14→					
1.0 EcoBoost	103	10/17→	←		2	83.7769-0398.3 331472	L= 400
			→	Scheibenbremse	2	83.7788-0417.3 331526	L= 419
↓							



**FORD - FOCUS III Stufenheck 07/10→**

**Bremsschlauch**

1.6 EcoBoost	110	07/10→	←	03/11→	2	83.7769-0398.3	331472	L= 400
1.6 EcoBoost	134	07/10→	→	03/11→; Scheibenbremse; + Limousine	2	24.5140-0420.3	331503	L= 420
1.6 Flexifuel	88	07/10→	→	03/11→; Scheibenbremse; + Turnier	2	83.7788-0417.3	331526	L= 419
1.6 TDCi	70	07/10→						
1.6 TDCi	85	07/10→						
1.6 Ti	77	07/10→						
1.6 Ti	92	07/10→						
2.0 TDCi	85	07/10→						
2.0 TDCi	100	07/10→						
2.0 TDCi	103	07/10→						
2.0 TDCi	120	07/10→						








**FORD - FOCUS III Turnier 07/10→**








**Bremssattel**









1.0 EcoBoost	74	02/12→	←	☐		24.3571-9813.5	240557	ATE - Halter
1.5 EcoBoost	110	09/14→	←	☐		24.3571-9814.5	240558	ATE - Halter
1.5 EcoBoost	134	09/14→	←	☐		24.3571-9814.5	240558	ATE - Halter
1.5 TDCi	70	09/14→	→	☐; → 05/17		24.3387-7099.5	241017	ATE - Halter
1.5 TDCi	88	09/14→	→	☐; → 05/17		24.3387-7099.5	241017	ATE - Halter
1.5 TDCi ECONetic	77	09/14→	→	☐; → 05/17		24.3387-7100.5	241018	ATE - Halter
1.6 Flexifuel	110	07/13→						
1.6 LPG	86	02/12→						
1.6 LPG	88	02/12→						
1.6 TDCi ECONetic	77	05/12→						
1.6 Ti	63	08/11→						
1.6 Ti	88	02/12→						
2.0 TDCi	110	11/14→						
2.0 TDCi ST	136	11/14→						
1.0 EcoBoost	92	02/12→	←	☐		24.3571-9813.5	240557	ATE - Halter
			←	☐		24.3571-9814.5	240558	ATE - Halter
			→	☐; → 05/17		24.3387-7099.5	241017	ATE - Halter
			→	☐; → 05/17		24.3387-7100.5	241018	ATE - Halter
1.0 EcoBoost	103	10/17→	←	☐		24.3571-9813.5	240557	ATE - Halter
			←	☐		24.3571-9814.5	240558	ATE - Halter
			→	☐		24.3387-7099.5	241017	ATE - Halter
			→	☐		24.3387-7100.5	241018	ATE - Halter
1.6 EcoBoost	110	07/10→	←	☐; 03/11→		24.3571-9813.5	240557	ATE - Halter
1.6 EcoBoost	134	07/10→	←	☐; 03/11→		24.3571-9814.5	240558	ATE - Halter
1.6 Flexifuel	88	07/10→	←	☐; 03/11→		24.3571-9814.5	240558	ATE - Halter
1.6 TDCi	70	07/10→	→	☐; 03/11→ 05/17		24.3387-7099.5	241017	ATE - Halter
1.6 TDCi	85	07/10→	→	☐; 03/11→ 05/17		24.3387-7099.5	241017	ATE - Halter
1.6 Ti	77	07/10→	→	☐; 03/11→ 05/17		24.3387-7100.5	241018	ATE - Halter
1.6 Ti	92	07/10→						
2.0 TDCi	85	07/10→						
2.0 TDCi	100	07/10→						
2.0 TDCi	103	07/10→						
2.0 TDCi	120	07/10→						
2.0 ST	184	07/12→	→	☐; → 05/17		24.3387-7099.5	241017	ATE - Halter
			→	☐; → 05/17		24.3387-7100.5	241018	ATE - Halter
2.0 Ti-GDi	125	07/10→	←	☐; 08/11→		24.3571-9813.5	240557	ATE - Halter
			←	☐; 08/11→		24.3571-9814.5	240558	ATE - Halter
			→	☐; 08/11→ 05/17		24.3387-7099.5	241017	ATE - Halter
			→	☐; 08/11→ 05/17		24.3387-7100.5	241018	ATE - Halter

**Feder, Bremssattel**








1.0 EcoBoost	74	02/12→		→ 05/17	2	11.8116-0340.1	390595	ATE
1.0 EcoBoost	92	02/12→			2	11.8116-0356.1	390586	ATE
1.5 EcoBoost	110	09/14→						
1.5 EcoBoost	134	09/14→						
1.5 TDCi	70	09/14→						
1.5 TDCi	88	09/14→						
1.5 TDCi ECONetic	77	09/14→						
1.6 Flexifuel	110	07/13→						
1.6 LPG	86	02/12→						
1.6 LPG	88	02/12→						
1.6 TDCi ECONetic	77	05/12→						
1.6 Ti	63	08/11→						
1.6 Ti	88	02/12→						
2.0 TDCi	110	11/14→						
2.0 TDCi ST	136	11/14→						
1.0 EcoBoost	103	10/17→	←		2	11.8116-0356.1	390586	ATE
			→		2	11.8116-0340.1	390595	ATE
↓								












	kW			 	! #		
<b>FORD - FOCUS III Turnier 07/10→</b>							
<b>Feder, Bremssattel</b>							
1.6 EcoBoost	110	07/10→		03/11→ 05/17	2	11.8116-0340.1 390595	ATE
1.6 EcoBoost	134	07/10→		03/11→	2	11.8116-0356.1 390586	ATE
1.6 Flexifuel	88	07/10→					
1.6 TDCi	70	07/10→					
1.6 TDCi	85	07/10→					
1.6 Ti	77	07/10→					
1.6 Ti	92	07/10→					
2.0 TDCi	85	07/10→					
2.0 TDCi	100	07/10→					
2.0 TDCi	103	07/10→					
2.0 TDCi	120	07/10→					
2.0 ST	184	07/12→		→ 05/17	2	11.8116-0340.1 390595	ATE
2.0 Ti-GDi	125	07/10→		08/11→ 05/17	2	11.8116-0340.1 390595	ATE
				08/11→	2	11.8116-0356.1 390586	ATE
<b>Führungshülzensatz, Bremssattel</b>							
1.0 EcoBoost	74	02/12→	←			11.0101-5407.2 260011	ATE
1.0 EcoBoost	92	02/12→					
1.5 EcoBoost	110	09/14→	→	→ 05/17		11.0101-5407.2 260011	ATE
1.5 EcoBoost	134	09/14→					
1.5 TDCi	70	09/14→					
1.5 TDCi	88	09/14→					
1.5 TDCi ECONetic	77	09/14→					
1.6 Flexifuel	110	07/13→					
1.6 LPG	86	02/12→					
1.6 LPG	88	02/12→					
1.6 TDCi ECONetic	77	05/12→					
1.6 Ti	63	08/11→					
1.6 Ti	88	02/12→					
2.0 ST	184	07/12→					
2.0 TDCi	110	11/14→					
2.0 TDCi ST	136	11/14→					
1.0 EcoBoost	103	10/17→	←			11.0101-5407.2 260011	ATE
			→			11.0101-5407.2 260011	ATE
1.6 EcoBoost	110	07/10→	←	03/11→		11.0101-5407.2 260011	ATE
1.6 EcoBoost	134	07/10→					
1.6 Flexifuel	88	07/10→	→	03/11→ 05/17		11.0101-5407.2 260011	ATE
1.6 TDCi	70	07/10→					
1.6 TDCi	85	07/10→					
1.6 Ti	77	07/10→					
1.6 Ti	92	07/10→					
2.0 TDCi	85	07/10→					
2.0 TDCi	100	07/10→					
2.0 TDCi	103	07/10→					
2.0 TDCi	120	07/10→					
2.0 Ti-GDi	125	07/10→	←	08/11→		11.0101-5407.2 260011	ATE
			→	08/11→ 05/17		11.0101-5407.2 260011	ATE
<b>Führungsbolzen, Bremssattel</b>							
1.0 EcoBoost	74	02/12→		→ 05/17	2	11.8171-0008.1 990049	ATE
1.0 EcoBoost	92	02/12→			2	11.8171-0008.1 990049	ATE
1.5 EcoBoost	110	09/14→					
1.5 EcoBoost	134	09/14→					
1.5 TDCi	70	09/14→					
1.5 TDCi	88	09/14→					
1.5 TDCi ECONetic	77	09/14→					
1.6 Flexifuel	110	07/13→					
1.6 LPG	86	02/12→					
1.6 LPG	88	02/12→					
1.6 TDCi ECONetic	77	05/12→					
1.6 Ti	63	08/11→					
1.6 Ti	88	02/12→					
2.0 ST	184	07/12→					
2.0 TDCi	110	11/14→					
2.0 TDCi ST	136	11/14→					
1.0 EcoBoost	103	10/17→	←		2	11.8171-0008.1 990049	ATE
			→		2	11.8171-0008.1 990049	ATE
1.6 EcoBoost	110	07/10→		03/11→ 05/17	2	11.8171-0008.1 990049	ATE
1.6 EcoBoost	134	07/10→					
1.6 Flexifuel	88	07/10→		03/11→	2	11.8171-0008.1 990049	ATE
1.6 TDCi	70	07/10→					
1.6 TDCi	85	07/10→					
1.6 Ti	77	07/10→					
1.6 Ti	92	07/10→					
2.0 TDCi	85	07/10→					
2.0 TDCi	100	07/10→					
2.0 TDCi	103	07/10→					
2.0 TDCi	120	07/10→					
↓							








	kW			 	! #		
<b>FORD - FOCUS III Turnier 07/10→</b>							
<b>Führungsbolzen, Bremsattel</b>							
2.0 Ti-GDi	125	07/10→		08/11→ 05/17	2	11.8171-0008.1 990049	ATE
				08/11→	2	11.8171-0008.1 990049	ATE
<b>Bremsschlauch</b>							
1.0 EcoBoost	74	02/12→	←		2	83.7769-0398.3 331472	L= 400
1.0 EcoBoost	92	02/12→					
1.5 EcoBoost	110	09/14→	→	Scheibenbremse; + Limousine	2	24.5140-0420.3 331503	L= 420
1.5 EcoBoost	134	09/14→	→	Scheibenbremse; + Turnier	2	83.7788-0417.3 331526	L= 419
1.5 TDCi	70	09/14→					
1.5 TDCi	88	09/14→					
1.5 TDCi ECONetic	77	09/14→					
1.6 Flexifuel	110	07/13→					
1.6 LPG	86	02/12→					
1.6 LPG	88	02/12→					
1.6 TDCi ECONetic	77	05/12→					
1.6 Ti	63	08/11→					
1.6 Ti	88	02/12→					
2.0 ST	184	07/12→					
2.0 TDCi	110	11/14→					
2.0 TDCi ST	136	11/14→					
1.0 EcoBoost	103	10/17→	←		2	83.7769-0398.3 331472	L= 400
			→	Scheibenbremse	2	83.7788-0417.3 331526	L= 419
1.6 EcoBoost	110	07/10→	←	03/11→	2	83.7769-0398.3 331472	L= 400
1.6 EcoBoost	134	07/10→					
1.6 Flexifuel	88	07/10→	→	03/11→; Scheibenbremse; + Limousine	2	24.5140-0420.3 331503	L= 420
1.6 TDCi	70	07/10→	→	03/11→; Scheibenbremse; + Turnier	2	83.7788-0417.3 331526	L= 419
1.6 TDCi	85	07/10→					
1.6 Ti	77	07/10→					
1.6 Ti	92	07/10→					
2.0 TDCi	85	07/10→					
2.0 TDCi	100	07/10→					
2.0 TDCi	103	07/10→					
2.0 TDCi	120	07/10→					
2.0 Ti-GDi	125	07/10→	←	08/11→	2	83.7769-0398.3 331472	L= 400
			→	08/11→; Scheibenbremse; + Limousine	2	24.5140-0420.3 331503	L= 420
			→	08/11→; Scheibenbremse; + Turnier	2	83.7788-0417.3 331526	L= 419
<b>FORD - FOCUS IV (HN) 01/18→</b>							
<b>Feder, Bremsattel</b>							
1.0 EcoBoost	63	05/18→	←		2	11.8116-0356.1 390586	ATE
1.0 EcoBoost	74	01/18→					
1.0 EcoBoost	92	01/18→					
1.5 EcoBlue	70	01/18→					
1.5 EcoBlue	88	01/18→					
2.0 EcoBlue	110	01/18→					
<b>Führungshülzensatz, Bremsattel</b>							
1.0 EcoBoost	63	05/18→	←			11.0101-5407.2 260011	ATE
1.0 EcoBoost	74	01/18→					
1.0 EcoBoost	92	01/18→	→	- eFSB		11.0101-5407.2 260011	ATE
1.5 EcoBlue	70	01/18→					
1.5 EcoBlue	88	01/18→					
2.0 EcoBlue	110	01/18→					
<b>Führungsbolzen, Bremsattel</b>							
1.0 EcoBoost	63	05/18→	←		2	11.8171-0008.1 990049	ATE
1.0 EcoBoost	74	01/18→					
1.0 EcoBoost	92	01/18→	→	- eFSB	2	11.8171-0008.1 990049	ATE
1.5 EcoBlue	70	01/18→					
1.5 EcoBlue	88	01/18→					
2.0 EcoBlue	110	01/18→					
<b>FORD - FOCUS IV Stufenheck (HM) 11/18→</b>							
<b>Feder, Bremsattel</b>							
1.0 EcoBoost	74	11/18→	←		2	11.8116-0356.1 390586	ATE
1.0 EcoBoost	92	11/18→					
1.5 EcoBlue	70	11/18→					
<b>Führungshülzensatz, Bremsattel</b>							
1.0 EcoBoost	74	11/18→	←			11.0101-5407.2 260011	ATE
1.0 EcoBoost	92	11/18→					
1.5 EcoBlue	70	11/18→	→	- eFSB		11.0101-5407.2 260011	ATE
<b>Führungsbolzen, Bremsattel</b>							
1.0 EcoBoost	74	11/18→	←		2	11.8171-0008.1 990049	ATE
1.0 EcoBoost	92	11/18→					
1.5 EcoBlue	70	11/18→	→	- eFSB	2	11.8171-0008.1 990049	ATE

	kw			 	! #		
<b>FORD - FOCUS IV Turnier (HP) 09/18→</b>							
<b>Feder, Bremssattel</b>							
1.0 EcoBoost	63	09/18→	←		2	11.8116-0356.1 390586	ATE
1.0 EcoBoost	74	09/18→					
1.0 EcoBoost	92	09/18→					
1.5 EcoBlue	70	09/18→					
1.5 EcoBlue	88	09/18→					
1.5 Ti-VCT	90	09/18→					
2.0 EcoBlue	110	09/18→					
<b>Führungshülzensatz, Bremssattel</b>							
1.0 EcoBoost	63	09/18→	←			11.0101-5407.2 260011	ATE
1.0 EcoBoost	74	09/18→					
1.0 EcoBoost	92	09/18→	→	- eFSB		11.0101-5407.2 260011	ATE
1.5 EcoBlue	70	09/18→					
1.5 EcoBlue	88	09/18→					
1.5 Ti-VCT	90	09/18→					
2.0 EcoBlue	110	09/18→					
<b>Führungsbolzen, Bremssattel</b>							
1.0 EcoBoost	63	09/18→	←		2	11.8171-0008.1 990049	ATE
1.0 EcoBoost	74	09/18→					
1.0 EcoBoost	92	09/18→	→	- eFSB	2	11.8171-0008.1 990049	ATE
1.5 EcoBlue	70	09/18→					
1.5 EcoBlue	88	09/18→					
1.5 Ti-VCT	90	09/18→					
2.0 EcoBlue	110	09/18→					
<b>FORD - FOCUS C-MAX (DM2) 10/03→03/07</b>							
<b> Bremssattel</b>							
1.6	74	10/03→03/07	←	☐		24.3571-9813.5 240557	ATE - Halter
1.6 TDCi	66	02/05→03/07	←	☐		24.3571-9814.5 240558	ATE - Halter
1.6 TDCi	80	10/03→03/07	←	☐			
1.6 Ti	85	08/04→03/07	→	☐		24.3387-7015.5 241007	ATE - Halter
1.8	88	10/03→03/07	→	☐			
1.8	90	09/05→03/07	→	☐		24.3387-7016.5 241008	ATE - Halter
1.8	92	04/04→03/07					
1.8 Flexifuel	92	01/06→03/07					
1.8 TDCi	85	01/05→03/07					
2.0 TDCi	98	10/03→03/07					
2.0 TDCi	100	10/03→03/07					
2.0	107	03/04→03/07	←	☐; 04/04→		24.3571-9813.5 240557	ATE - Halter
			←	☐; 04/04→		24.3571-9814.5 240558	ATE - Halter
			→	☐; 04/04→		24.3387-7015.5 241007	ATE - Halter
			→	☐; 04/04→		24.3387-7016.5 241008	ATE - Halter
<b>Halter, Bremssattel</b>							
1.6	74	10/03→03/07	←			11.0230-0736.1 260132	ATE
1.6 Ti	85	08/04→03/07					
1.8	88	10/03→03/07					
1.8	90	09/05→03/07					
1.8	92	04/04→03/07					
1.8 Flexifuel	92	01/06→03/07					
1.6 TDCi	66	02/05→03/07	←			11.0230-0736.1 260132	ATE
1.6 TDCi	80	10/03→03/07	→			11.0230-0698.2 260091	ATE
1.8 TDCi	85	01/05→03/07	←			11.0230-0818.1 260135	ATE
2.0 TDCi	98	10/03→03/07	→			11.0230-0698.2 260091	ATE
2.0 TDCi	100	10/03→03/07	→				
2.0	107	03/04→03/07	←	04/04→		11.0230-0818.1 260135	ATE
			→	04/04→		11.0230-0698.2 260091	ATE
<b>Feder, Bremssattel</b>							
1.6	74	10/03→03/07	←		2	11.8116-0356.1 390586	ATE
1.6 TDCi	66	02/05→03/07					
1.6 TDCi	80	10/03→03/07	→		2	11.8116-0340.1 390595	ATE
1.6 Ti	85	08/04→03/07					
1.8	88	10/03→03/07					
1.8	90	09/05→03/07					
1.8	92	04/04→03/07					
1.8 Flexifuel	92	01/06→03/07					
1.8 TDCi	85	01/05→03/07					
2.0 TDCi	98	10/03→03/07					
2.0 TDCi	100	10/03→03/07					
2.0	107	03/04→03/07	←	04/04→	2	11.8116-0356.1 390586	ATE
↓			→	04/04→	2	11.8116-0340.1 390595	ATE

















	kw			 	! #		
<b>FORD - FOCUS C-MAX (DM2) 10/03→03/07</b>							
<b>Führungshülzensatz, Bremsattel</b>							
1.6	74	10/03→03/07	←			11.0101-5407.2 260011	ATE
1.6 TDCi	66	02/05→03/07	→			11.0101-5407.2 260011	ATE
1.6 TDCi	80	10/03→03/07					
1.6 Ti	85	08/04→03/07					
1.8	88	10/03→03/07					
1.8	90	09/05→03/07					
1.8	92	04/04→03/07					
1.8 Flexifuel	92	01/06→03/07					
1.8 TDCi	85	01/05→03/07					
2.0 TDCi	98	10/03→03/07					
2.0 TDCi	100	10/03→03/07					
2.0	107	03/04→03/07	←	04/04→		11.0101-5407.2 260011	ATE
			→	04/04→		11.0101-5407.2 260011	ATE
<b>Führungsbolzen, Bremsattel</b>							
1.6	74	10/03→03/07			2	11.8171-0008.1 990049	ATE
1.6 TDCi	66	02/05→03/07					
1.6 TDCi	80	10/03→03/07					
1.6 Ti	85	08/04→03/07					
1.8	88	10/03→03/07					
1.8	90	09/05→03/07					
1.8	92	04/04→03/07					
1.8 Flexifuel	92	01/06→03/07					
1.8 TDCi	85	01/05→03/07					
2.0 TDCi	98	10/03→03/07					
2.0 TDCi	100	10/03→03/07					
2.0	107	03/04→03/07		04/04→	2	11.8171-0008.1 990049	ATE
<b>Bremsschlauch</b>							
1.6	74	10/03→03/07	←		2	83.7716-0397.3 330790	L= 395
1.6 TDCi	66	02/05→03/07	→		2	24.5124-0420.3 331276	L= 420
1.6 TDCi	80	10/03→03/07					
1.6 Ti	85	08/04→03/07	→	+ eFSB	2	24.5167-0420.3 331278	L= 400
1.8	88	10/03→03/07				83.7714-0391.3 330980	L= 390
1.8	90	09/05→03/07					
1.8	92	04/04→03/07					
1.8 Flexifuel	92	01/06→03/07					
1.8 TDCi	85	01/05→03/07					
2.0 TDCi	98	10/03→03/07					
2.0 TDCi	100	10/03→03/07					
2.0	107	03/04→03/07	←	04/04→	2	83.7716-0397.3 330790	L= 395
			→	04/04→	2	24.5124-0420.3 331276	L= 420
			→	04/04→; + eFSB	2	24.5167-0420.3 331278	L= 400
						83.7714-0391.3 330980	L= 390
<b>FORD - FOCUS Kasten/Kombi (DNW) 08/98→03/05</b>							
<b>Bremssattel</b>							
1.6	74	04/99→03/05	←	☐; → 09/04		24.3541-8105.5 240485	ATE - Halter
1.8	85	04/99→03/05					
1.8 TDCi	74	08/02→03/05	←	☐; → 09/04		24.3541-8106.5 240486	ATE - Halter
1.8 TDCi	85	08/01→03/05	→	☐; → 09/04		24.3344-1705.5 240273	TRW - Halter
1.8 TDDi	66	08/98→03/05	→	☐; → 09/04		24.3344-1706.5 240274	TRW - Halter
<b>Führungshülzensatz, Bremsattel</b>							
1.6	74	04/99→03/05	←	→ 09/04		11.0101-5407.2 260011	ATE
1.8	85	04/99→03/05					
1.8 TDCi	74	08/02→03/05					
1.8 TDCi	85	08/01→03/05					
1.8 TDDi	66	08/98→03/05					
<b>Führungsbolzen, Bremsattel</b>							
1.6	74	04/99→03/05	←	→ 09/04	2	11.8171-0008.1 990049	ATE
1.8	85	04/99→03/05					
1.8 TDCi	74	08/02→03/05					
1.8 TDCi	85	08/01→03/05					
1.8 TDDi	66	08/98→03/05					
<b>Bremsschlauch</b>							
1.6	74	04/99→03/05	←	→ 09/04	2	24.5112-0341.3 330655	L= 340
1.8	85	04/99→03/05	→	09/00→ 04/01	2	24.5124-0410.3 330760	L= 410
1.8 TDDi	66	08/98→03/05	→	05/01→ 09/04	2	24.5124-0411.3 330774	L= 410
			→	→ 08/00	2	24.5228-0196.3 330656	L= 195
1.8 TDCi	74	08/02→03/05	←	→ 09/04	2	24.5112-0341.3 330655	L= 340
↓							










	kw					! #		
<b>FORD - FOCUS Kasten/Kombi (DNW) 08/98→03/05</b>								
 <b>Bremsschlauch</b>								
1.8 TDCi	85	08/01→03/05	➔	→ 09/04		2	24.5124-0411.3 330774	L= 410
<b>FORD - FOCUS Stufenheck (DFW) 02/99→11/09</b>								
 <b>Bremsattel</b>								
1.4 16V	55	02/99→11/04	←	☐; → 09/04			24.3541-8105.5 240485	ATE - Halter
1.6 16V	74	02/99→11/04	←	☐; → 09/04			24.3541-8106.5 240486	ATE - Halter
1.8 16V	85	02/99→11/04	←	☐; → 09/04			24.3541-8106.5 240486	ATE - Halter
1.8 TDCi	74	08/02→11/04	➔	☐; → 09/04			24.3344-1705.5 240273	TRW - Halter
1.8 TDCi	85	03/01→11/04	➔	☐; → 09/04			24.3344-1705.5 240273	TRW - Halter
1.8 Turbo DI / TDDi	55	08/01→03/05	➔	☐; → 09/04			24.3344-1706.5 240274	TRW - Halter
1.8 Turbo DI / TDDi	66	02/99→11/04	➔	☐; → 09/04			24.3344-1706.5 240274	TRW - Halter
2.0 16V	96	02/99→11/04	➔	☐; → 09/04			24.3344-1706.5 240274	TRW - Halter
<b>Führungshülzensatz, Bremsattel</b>								
1.4 16V	55	02/99→11/04	←	→ 09/04			11.0101-5407.2 260011	ATE
1.6 16V	74	02/99→11/04	←	→ 09/04			11.0101-5407.2 260011	ATE
1.8 16V	85	02/99→11/04	←	→ 09/04			11.0101-5407.2 260011	ATE
1.8 TDCi	74	08/02→11/04	←	→ 09/04			11.0101-5407.2 260011	ATE
1.8 TDCi	85	03/01→11/04	←	→ 09/04			11.0101-5407.2 260011	ATE
1.8 Turbo DI / TDDi	55	08/01→03/05	←	→ 09/04			11.0101-5407.2 260011	ATE
1.8 Turbo DI / TDDi	66	02/99→11/04	←	→ 09/04			11.0101-5407.2 260011	ATE
2.0 16V	96	02/99→11/04	←	→ 09/04			11.0101-5407.2 260011	ATE
<b>Führungsbolzen, Bremsattel</b>								
1.4 16V	55	02/99→11/04	←	→ 09/04		2	11.8171-0008.1 990049	ATE
1.6 16V	74	02/99→11/04	←	→ 09/04			11.8171-0008.1 990049	ATE
1.8 16V	85	02/99→11/04	←	→ 09/04			11.8171-0008.1 990049	ATE
1.8 TDCi	74	08/02→11/04	←	→ 09/04			11.8171-0008.1 990049	ATE
1.8 TDCi	85	03/01→11/04	←	→ 09/04			11.8171-0008.1 990049	ATE
1.8 Turbo DI / TDDi	55	08/01→03/05	←	→ 09/04			11.8171-0008.1 990049	ATE
1.8 Turbo DI / TDDi	66	02/99→11/04	←	→ 09/04			11.8171-0008.1 990049	ATE
2.0 16V	96	02/99→11/04	←	→ 09/04			11.8171-0008.1 990049	ATE
 <b>Bremsschlauch</b>								
1.4 16V	55	02/99→11/04	←	→ 09/04		2	24.5112-0341.3 330655	L= 340
1.6 16V	74	02/99→11/04	➔	09/00→ 04/01		2	24.5124-0410.3 330760	L= 410
1.8 16V	85	02/99→11/04	➔	05/01→ 09/04		2	24.5124-0411.3 330774	L= 410
1.8 Turbo DI / TDDi	66	02/99→11/04	➔	→ 08/00		2	24.5228-0196.3 330656	L= 195
2.0 16V	96	02/99→11/04	➔	→ 08/00		2	24.5228-0196.3 330656	L= 195
1.8 TDCi	74	08/02→11/04	←	→ 09/04		2	24.5112-0341.3 330655	L= 340
1.8 TDCi	85	03/01→11/04	←	→ 09/04		2	24.5112-0341.3 330655	L= 340
1.8 Turbo DI / TDDi	55	08/01→03/05	➔	→ 09/04		2	24.5124-0411.3 330774	L= 410
<b>FORD - FOCUS Turnier (DNW) 02/99→12/07</b>								
 <b>Bremsattel</b>								
1.4 16V	55	02/99→11/04	←	☐; → 09/04			24.3541-8105.5 240485	ATE - Halter
1.6 16V	74	02/99→11/04	←	☐; → 09/04			24.3541-8106.5 240486	ATE - Halter
1.8 16V	85	02/99→11/04	←	☐; → 09/04			24.3541-8106.5 240486	ATE - Halter
1.8 DI / TDDi	55	08/99→11/04	➔	☐; → 09/04			24.3344-1705.5 240273	TRW - Halter
1.8 TDCi	74	08/02→11/04	➔	☐; → 09/04			24.3344-1705.5 240273	TRW - Halter
1.8 TDCi	85	03/01→11/04	➔	☐; → 09/04			24.3344-1706.5 240274	TRW - Halter
1.8 Turbo DI / TDDi	66	02/99→11/04	➔	☐; → 09/04			24.3344-1706.5 240274	TRW - Halter
2.0 16V	96	02/99→11/04	➔	☐; → 09/04			24.3344-1706.5 240274	TRW - Halter
ST170	127	08/02→11/04	➔	☐; → 09/04			24.3344-1705.5 240273	TRW - Halter
			➔	☐; → 09/04			24.3344-1706.5 240274	TRW - Halter
<b>Feder, Bremsattel</b>								
ST170	127	08/02→11/04	←	→ 09/04		2	11.8116-0301.1 390610	ATE
<b>Führungshülzensatz, Bremsattel</b>								
1.4 16V	55	02/99→11/04	←	→ 09/04			11.0101-5407.2 260011	ATE
1.6 16V	74	02/99→11/04	←	→ 09/04			11.0101-5407.2 260011	ATE
1.8 16V	85	02/99→11/04	←	→ 09/04			11.0101-5407.2 260011	ATE
1.8 DI / TDDi	55	08/99→11/04	←	→ 09/04			11.0101-5407.2 260011	ATE
1.8 TDCi	74	08/02→11/04	←	→ 09/04			11.0101-5407.2 260011	ATE
1.8 TDCi	85	03/01→11/04	←	→ 09/04			11.0101-5407.2 260011	ATE
1.8 Turbo DI / TDDi	66	02/99→11/04	←	→ 09/04			11.0101-5407.2 260011	ATE
2.0 16V	96	02/99→11/04	←	→ 09/04			11.0101-5407.2 260011	ATE
<b>Führungsbolzen, Bremsattel</b>								
1.4 16V	55	02/99→11/04	←	→ 09/04		2	11.8171-0008.1 990049	ATE
1.6 16V	74	02/99→11/04	←	→ 09/04			11.8171-0008.1 990049	ATE
1.8 16V	85	02/99→11/04	←	→ 09/04			11.8171-0008.1 990049	ATE
1.8 DI / TDDi	55	08/99→11/04	←	→ 09/04			11.8171-0008.1 990049	ATE
1.8 TDCi	74	08/02→11/04	←	→ 09/04			11.8171-0008.1 990049	ATE
↓								

	kW					! #			
<b>FORD - FOCUS Turnier (DNW) 02/99→12/07</b>									
<b>Führungsbolzen, Bremssattel</b>									
1.8 TDCi	85	03/01→11/04	←	→ 09/04		2	11.8171-0008.1	990049	ATE
1.8 Turbo DI / TDDi	66	02/99→11/04							
2.0 16V	96	02/99→11/04							
<b>Bremsschlauch</b>									
1.4 16V	55	02/99→11/04	←	→ 09/04		2	24.5112-0341.3	330655	L= 340
1.6 16V	74	02/99→11/04							
1.8 16V	85	02/99→11/04	→	09/00→ 04/01		2	24.5124-0410.3	330760	L= 410
1.8 DI / TDDi	55	08/99→11/04	→	05/01→ 09/04		2	24.5124-0411.3	330774	L= 410
1.8 Turbo DI / TDDi	66	02/99→11/04							
2.0 16V	96	02/99→11/04	→	→ 08/00		2	24.5228-0196.3	330656	L= 195
1.8 TDCi	74	08/02→11/04	←	→ 09/04		2	24.5112-0341.3	330655	L= 340
1.8 TDCi	85	03/01→11/04							
ST170	127	08/02→11/04	→	→ 09/04		2	24.5124-0411.3	330774	L= 410
<b>FORD - FUSION (JU_) 08/02→12/12</b>									
<b>Bremssattel</b>									
1.25	55	08/04→12/12	←	☐; → 09/12			24.3541-8531.5	240679	ATE - Halter
1.4	59	08/02→12/12							
1.4 LPG	59	01/10→12/12	←	☐; → 09/12			24.3541-8532.5	240680	ATE - Halter
1.4 TDCi	50	08/02→12/12							
1.6 TDCi	66	11/04→12/12							
1.6	74	08/02→11/09	←	☐			24.3541-8531.5	240679	ATE - Halter
			←	☐			24.3541-8532.5	240680	ATE - Halter
<b>Feder, Bremssattel</b>									
1.25	55	08/04→12/12		→ 09/12		2	11.8116-0264.1	390594	ATE
1.4	59	08/02→12/12							
1.4 LPG	59	01/10→12/12							
1.4 TDCi	50	08/02→12/12							
1.6 TDCi	66	11/04→12/12							
1.6	74	08/02→11/09				2	11.8116-0264.1	390594	ATE
<b>Führungshülzensatz, Bremssattel</b>									
1.25	55	08/04→12/12	←	→ 09/12			11.0101-5407.2	260011	ATE
1.4	59	08/02→12/12							
1.4 LPG	59	01/10→12/12							
1.4 TDCi	50	08/02→12/12							
1.6 TDCi	66	11/04→12/12							
1.6	74	08/02→11/09	←				11.0101-5407.2	260011	ATE
<b>Führungsbolzen, Bremssattel</b>									
1.25	55	08/04→12/12		→ 09/12		2	11.8171-0008.1	990049	ATE
1.4	59	08/02→12/12							
1.4 LPG	59	01/10→12/12							
1.4 TDCi	50	08/02→12/12							
1.6 TDCi	66	11/04→12/12							
1.6	74	08/02→11/09				2	11.8171-0008.1	990049	ATE
<b>Bremsschlauch</b>									
1.25	55	08/04→12/12	←	→ 09/12		2	83.7769-0493.3	330861	L= 491
1.4	59	08/02→12/12							
1.4 LPG	59	01/10→12/12	→	→ 09/12		2	83.7827-0321.3	330862	L= 320
1.4 TDCi	50	08/02→12/12							
1.6 TDCi	66	11/04→12/12							
1.6	74	08/02→11/09	←			2	83.7769-0493.3	330861	L= 491
			→			2	83.7827-0321.3	330862	L= 320
<b>FORD - GALAXY (CK) 01/15→</b>									
<b>Führungsbolzen, Bremssattel</b>									
1.5 EcoBoost	118	01/15→06/18	←	04/15→; Felgenreöße [Zoll]: 17			11.8171-0096.1	250155	ATE
2.0 EcoBoost	176	01/15→							
2.0 TDCi	88	01/15→06/18							
2.0 TDCi	110	01/15→06/18							
2.0 TDCi	132	01/15→06/18							
2.0 TDCi Bi-Turbo	154	01/15→06/18							
2.0 TDCi 4x4	110	05/15→06/18	←	Felgenreöße [Zoll]: 17			11.8171-0096.1	250155	ATE
2.0 TDCi 4x4	132	05/15→06/18							
<b>FORD - GALAXY (WA6) 05/06→06/15</b>									
<b>Bremssattel</b>									
1.6 EcoBoost	118	11/10→06/15	←	☐; 02/11→			24.3601-9711.5	241048	ATE - Halter
			←	☐; 02/11→			24.3601-9712.5	241049	ATE - Halter
↓									



	kw			 	! #		
<b>FORD - GALAXY (WA6) 05/06→06/15</b>							
<b>Bremssattel</b>							
1.6 EcoBoost	118	11/10→06/15	➔	☐; 02/11→; - eFSB		24.3384-1772.5 240606	TRW - Halter
			➔	☐; 02/11→		24.6238-1709.7 221017	TRW - Halter + eFSB
			➔	☐; 02/11→		24.6238-1710.5 241222	TRW - Halter + eFSB
1.6 TDCi	85	02/11→06/15	➔	☐		24.3601-9711.5 241048	ATE - Halter
1.8 TDCi	74	05/06→06/15	➔	☐		24.3601-9712.5 241049	ATE - Halter
1.8 TDCi	92	05/06→06/15	➔	☐			
2.0	107	05/06→06/15	➔	☐; - eFSB		24.3384-1772.5 240606	TRW - Halter
2.0 Flexifuel	107	05/06→06/15	➔	☐		24.6238-1709.7 221017	TRW - Halter + eFSB
2.0 TDCi	85	11/07→06/15	➔	☐			
2.0 TDCi	96	05/06→06/15	➔	☐		24.6238-1710.5 241222	TRW - Halter + eFSB
2.0 TDCi	100	05/06→06/15	➔	☐			
2.0 TDCi	103	05/06→06/15	➔	☐			
2.0 TDCi	120	03/10→06/15	➔	☐			
2.2 TDCi	147	11/10→06/15	➔	☐			
2.3	118	09/07→06/15	➔	☐			
2.0 EcoBoost	146	07/10→06/15	➔	☐		24.3606-9949.5 241123	ATE - Halter
2.0 EcoBoost	149	03/10→06/15	➔	☐		24.3606-9950.5 241124	ATE - Halter
			➔	☐; - eFSB		24.3384-1772.5 240606	TRW - Halter
			➔	☐		24.6238-1709.7 221017	TRW - Halter + eFSB
			➔	☐		24.6238-1710.5 241222	TRW - Halter + eFSB
2.2 TDCi	129	03/08→12/12	➔	☐; 11/08→		24.3601-9711.5 241048	ATE - Halter
			➔	☐; 11/08→		24.3601-9712.5 241049	ATE - Halter
			➔	☐; 04/08→ 10/08		24.3606-9949.5 241123	ATE - Halter
			➔	☐; 04/08→ 10/08		24.3606-9950.5 241124	ATE - Halter
			➔	☐; 04/08→; - eFSB		24.3384-1772.5 240606	TRW - Halter
			➔	☐; 04/08→		24.6238-1709.7 221017	TRW - Halter + eFSB
			➔	☐; 04/08→		24.6238-1710.5 241222	TRW - Halter + eFSB
<b>Halter, Bremssattel</b>							
1.6 EcoBoost	118	11/10→06/15	➔	02/11→		11.0230-0934.1 260128	ATE
1.6 TDCi	85	02/11→06/15	➔			11.0230-0934.1 260128	ATE
1.8 TDCi	74	05/06→06/15	➔				
1.8 TDCi	92	05/06→06/15	➔				
2.0	107	05/06→06/15	➔				
2.0 Flexifuel	107	05/06→06/15	➔				
2.0 TDCi	85	11/07→06/15	➔				
2.0 TDCi	96	05/06→06/15	➔				
2.0 TDCi	100	05/06→06/15	➔				
2.0 TDCi	103	05/06→06/15	➔				
2.0 TDCi	120	03/10→06/15	➔				
2.2 TDCi	147	11/10→06/15	➔				
2.3	118	09/07→06/15	➔				
2.2 TDCi	129	03/08→12/12	➔	11/08→		11.0230-0934.1 260128	ATE
<b>Feder, Bremssattel</b>							
1.6 EcoBoost	118	11/10→06/15		02/11→	2	11.8116-0206.1 390593	ATE
1.6 TDCi	85	02/11→06/15			2	11.8116-0206.1 390593	ATE
1.8 TDCi	74	05/06→06/15					
1.8 TDCi	92	05/06→06/15					
2.0	107	05/06→06/15					
2.0 Flexifuel	107	05/06→06/15					
2.0 TDCi	85	11/07→06/15					
2.0 TDCi	96	05/06→06/15					
2.0 TDCi	100	05/06→06/15					
2.0 TDCi	103	05/06→06/15					
2.0 TDCi	120	03/10→06/15					
2.2 TDCi	147	11/10→06/15					
2.3	118	09/07→06/15					
2.0 EcoBoost	146	07/10→06/15			2	11.8116-0388.2 390588	ATE
2.0 EcoBoost	149	03/10→06/15					
2.2 TDCi	129	03/08→12/12		11/08→	2	11.8116-0206.1 390593	ATE
				04/08→ 10/08	2	11.8116-0388.2 390588	ATE
<b>Führungshülzensatz, Bremssattel</b>							
1.6 EcoBoost	118	11/10→06/15	➔	02/11→		11.0101-5704.2 260095	ATE
1.6 TDCi	85	02/11→06/15	➔			11.0101-5407.2 260011	ATE
1.8 TDCi	74	05/06→06/15	➔				
1.8 TDCi	92	05/06→06/15	➔				
2.0	107	05/06→06/15	➔				
2.0 Flexifuel	107	05/06→06/15	➔				
2.0 TDCi	85	11/07→06/15	➔				

	kw			 	! #		
<b>FORD - GALAXY (WA6) 05/06→06/15</b>							
<b>Führungshülzensatz, Bremssattel</b>							
2.0 TDCi	96	05/06→06/15	←			11.0101-5407.2 260011	ATE
2.0 TDCi	100	05/06→06/15					
2.0 TDCi	103	05/06→06/15					
2.0 TDCi	120	03/10→06/15					
2.3	118	09/07→06/15					
2.0 EcoBoost	146	07/10→06/15	←			11.0101-5704.2 260095	ATE
2.0 EcoBoost	149	03/10→06/15					
2.2 TDCi	147	11/10→06/15					
2.2 TDCi	129	03/08→12/12	←	11/08→		11.0101-5704.2 260095	ATE
			←	04/08→ 10/08		11.0101-5704.2 260095	ATE
<b>Führungsbolzen, Bremssattel</b>							
1.6 EcoBoost	118	11/10→06/15		02/11→	2	11.8171-0008.1 990049	ATE
1.6 TDCi	85	02/11→06/15			2	11.8171-0008.1 990049	ATE
1.8 TDCi	74	05/06→06/15					
1.8 TDCi	92	05/06→06/15					
2.0	107	05/06→06/15					
2.0 EcoBoost	146	07/10→06/15					
2.0 EcoBoost	149	03/10→06/15					
2.0 Flexifuel	107	05/06→06/15					
2.0 TDCi	85	11/07→06/15					
2.0 TDCi	96	05/06→06/15					
2.0 TDCi	100	05/06→06/15					
2.0 TDCi	103	05/06→06/15					
2.0 TDCi	120	03/10→06/15					
2.2 TDCi	147	11/10→06/15					
2.3	118	09/07→06/15					
2.2 TDCi	129	03/08→12/12		11/08→	2	11.8171-0008.1 990049	ATE
				04/08→ 10/08	2	11.8171-0008.1 990049	ATE
<b>Dichtungssatz, Bremssattel</b>							
1.6 EcoBoost	118	11/10→06/15	←	02/11→		11.0441-6008.2 250038	ATE für Kolben-Ø [mm]: 60
1.6 TDCi	85	02/11→06/15	←			11.0441-6008.2 250038	ATE für Kolben-Ø [mm]: 60
1.8 TDCi	74	05/06→06/15					
1.8 TDCi	92	05/06→06/15					
2.0	107	05/06→06/15					
2.0 Flexifuel	107	05/06→06/15					
2.0 TDCi	85	11/07→06/15					
2.0 TDCi	96	05/06→06/15					
2.0 TDCi	100	05/06→06/15					
2.0 TDCi	103	05/06→06/15					
2.0 TDCi	120	03/10→06/15					
2.2 TDCi	147	11/10→06/15					
2.3	118	09/07→06/15					
2.2 TDCi	129	03/08→12/12	←	11/08→		11.0441-6008.2 250038	ATE für Kolben-Ø [mm]: 60
<b>Bremsschlauch</b>							
1.6 EcoBoost	118	11/10→06/15	←	02/11→	2	24.5162-0390.3 331199	L= 390
			←	↑; 02/11→; - eFSB	2	24.5163-0155.3 331204	L= 155
			→	↓; 02/11→; + eFSB	2	24.5133-0310.3 331197	L= 330
1.6 TDCi	85	02/11→06/15	←		2	24.5162-0390.3 331199	L= 390
2.0 TDCi	120	03/10→06/15	←		2	24.5163-0155.3 331204	L= 155
2.2 TDCi	147	11/10→06/15	←	↑; - eFSB	2	24.5163-0155.3 331204	L= 155
			→	↓; + eFSB	2	24.5133-0310.3 331197	L= 330
1.8 TDCi	74	05/06→06/15	←		2	24.5162-0390.3 331199	L= 390
1.8 TDCi	92	05/06→06/15	←		2	24.5163-0155.3 331204	L= 155
2.0	107	05/06→06/15	←	↑; 12/06→; - eFSB	2	24.5163-0155.3 331204	L= 155
2.0 Flexifuel	107	05/06→06/15	→	↓; + eFSB	2	24.5133-0310.3 331197	L= 330
2.0 TDCi	96	05/06→06/15	→		2	24.5133-0310.3 331197	L= 330
2.0 TDCi	100	05/06→06/15	→	↓; → 06/09; + eFSB	2	24.5133-0311.3 331198	L= 310
2.0 TDCi	103	05/06→06/15	→		2	24.5133-0311.3 331198	L= 310
2.0 EcoBoost	146	07/10→06/15	←	11/11→	2	24.5162-0390.3 331199	L= 390
2.0 EcoBoost	149	03/10→06/15	←	↑; - eFSB	2	24.5163-0155.3 331204	L= 155
			→	↓; + eFSB	2	24.5133-0310.3 331197	L= 330
2.0 TDCi	85	11/07→06/15	←		2	24.5162-0390.3 331199	L= 390
2.3	118	09/07→06/15	←	↑; - eFSB	2	24.5163-0155.3 331204	L= 155
			→	↓; + eFSB	2	24.5133-0310.3 331197	L= 330
			→	↓; → 06/09; + eFSB	2	24.5133-0311.3 331198	L= 310
2.2 TDCi	129	03/08→12/12	←	10/08→	2	24.5162-0390.3 331199	L= 390
			←	↑; 04/08→; - eFSB	2	24.5163-0155.3 331204	L= 155
↓							

	kw			 	! #		
<b>FORD - GALAXY (WA6) 05/06→06/15</b>							
 <b>Bremsschlauch</b>							
2.2 TDCi	129	03/08→12/12	➔	☐; 04/08→; + eFSB	2	24.5133-0310.3 331197	L= 330
			➔	☐; 04/08→ 06/09; + eFSB	2	24.5133-0311.3 331198	L= 310
<b>FORD - GALAXY (WGR) 03/95→05/06</b>							
 <b>Bremssattel</b>							
1.9 TDI	66	03/95→05/06	←	☐; 05/01→ 04/06		11.9571-9812.2 220486	ATE - Halter
			←	☐; 05/01→ 04/06		24.3571-9811.5 241034	ATE - Halter
			➔	☐; 01/96→ 04/06		24.3384-1707.5 240171	TRW - Halter
			➔	☐; 01/96→ 04/06		24.3384-1708.5 240172	TRW - Halter
1.9 TDI	81	08/97→04/00	➔	☐; 10/97→ 03/00		24.3384-1707.5 240171	TRW - Halter
			➔	☐; 10/97→ 03/00		24.3384-1708.5 240172	TRW - Halter
1.9 TDI	85	04/00→05/06	←	☐; 05/01→ 04/06		11.9571-9812.2 220486	ATE - Halter
2.0 i	85	11/95→05/06	←	☐; 05/01→ 04/06		24.3571-9811.5 241034	ATE - Halter
2.3 16V	107	01/97→05/06	➔	☐; → 04/06		24.3384-1707.5 240171	TRW - Halter
			➔	☐; → 04/06		24.3384-1708.5 240172	TRW - Halter
1.9 TDI	96	02/03→05/06	←	☐; → 04/06		11.9571-9812.2 220486	ATE - Halter
2.3 16V	103	09/01→05/06	←	☐; → 04/06		24.3571-9811.5 241034	ATE - Halter
			➔	☐; → 04/06		24.3384-1707.5 240171	TRW - Halter
			➔	☐; → 04/06		24.3384-1708.5 240172	TRW - Halter
1.9 TDI	110	05/05→05/06	←	☐; → 04/06		24.3571-9819.5 241239	ATE - Halter
2.8 V6	150	04/00→05/06	←	☐; → 04/06		24.3571-9820.5 241240	ATE - Halter
			➔	☐; → 04/06		24.3384-1715.5 240265	TRW - Halter
			➔	☐; → 04/06		24.3384-1716.5 240266	TRW - Halter
2.8 i V6	128	11/95→04/00	➔	☐		24.3384-1707.5 240171	TRW - Halter
2.8 i V6 4x4	128	04/96→04/00	➔	☐		24.3384-1708.5 240172	TRW - Halter
<b>Feder, Bremssattel</b>							
1.9 TDI	66	03/95→05/06		01/96→ 04/01	2	11.8116-0143.1 390513	ATE
			←	05/01→ 04/06	2	11.8116-0326.1 390471	ATE
1.9 TDI	81	08/97→04/00		10/97→	2	11.8116-0143.1 390513	ATE
1.9 TDI	85	04/00→05/06		→ 04/01	2	11.8116-0143.1 390513	ATE
2.0 i	85	11/95→05/06					
2.3 16V	107	01/97→05/06	←	05/01→ 04/06	2	11.8116-0326.1 390471	ATE
1.9 TDI	96	02/03→05/06	←	→ 04/06	2	11.8116-0326.1 390471	ATE
2.3 16V	103	09/01→05/06					
1.9 TDI	110	05/05→05/06	←	→ 04/06	2	11.8116-0272.1 390598	ATE
2.8 V6	150	04/00→05/06					
2.8 i V6	128	11/95→04/00			2	11.8116-0143.1 390513	ATE
2.8 i V6 4x4	128	04/96→04/00					
<b>Führungshülzensatz, Bremssattel</b>							
1.9 TDI	66	03/95→05/06	←	01/96→ 04/01		11.0101-5407.2 260011	ATE
			←	05/01→ 04/06		11.0101-5407.2 260011	ATE
1.9 TDI	81	08/97→04/00	←	10/97→		11.0101-5407.2 260011	ATE
1.9 TDI	85	04/00→05/06	←	05/01→ 04/06		11.0101-5407.2 260011	ATE
2.0 i	85	11/95→05/06					
2.3 16V	107	01/97→05/06	←	→ 04/01		11.0101-5407.2 260011	ATE
1.9 TDI	96	02/03→05/06	←	→ 04/06		11.0101-5407.2 260011	ATE
2.3 16V	103	09/01→05/06					
2.8 i V6	128	11/95→04/00	←			11.0101-5407.2 260011	ATE
2.8 i V6 4x4	128	04/96→04/00					
<b>Führungsbolzen, Bremssattel</b>							
1.9 TDI	66	03/95→05/06		05/01→ 04/06	2	11.8171-0008.1 990049	ATE
				01/96→ 04/01	2	11.8171-0008.1 990049	ATE
1.9 TDI	81	08/97→04/00		10/97→	2	11.8171-0008.1 990049	ATE
1.9 TDI	85	04/00→05/06		→ 04/01	2	11.8171-0008.1 990049	ATE
2.0 i	85	11/95→05/06					
2.3 16V	107	01/97→05/06		05/01→ 04/06	2	11.8171-0008.1 990049	ATE
1.9 TDI	96	02/03→05/06		→ 04/06	2	11.8171-0008.1 990049	ATE
2.3 16V	103	09/01→05/06					
2.8 i V6	128	11/95→04/00			2	11.8171-0008.1 990049	ATE
2.8 i V6 4x4	128	04/96→04/00					



### FORD - GALAXY (WGR) 03/95→05/06

#### Dichtungssatz, Bremssattel

1.9 TDI	66	03/95→05/06	←	01/96→ 04/01		11.0441-5704.2	250034	ATE
			←	05/01→ 04/06		11.0441-5704.2	250034	ATE
1.9 TDI	81	08/97→04/00	←	10/97→		11.0441-5704.2	250034	ATE
1.9 TDI 2.0 i 2.3 16V	85	04/00→05/06	←	05/01→ 04/06		11.0441-5704.2	250034	ATE
	85	11/95→05/06	←	→ 04/01		11.0441-5704.2	250034	ATE
	107	01/97→05/06	←	→ 04/06		11.0441-5704.2	250034	ATE
1.9 TDI 1.9 TDI 2.3 16V 2.8 V6	96	02/03→05/06	←	→ 04/06		11.0441-5704.2	250034	ATE
	110	05/05→05/06						
	103	09/01→05/06						
	150	04/00→05/06						
2.8 i V6 2.8 i V6 4x4	128	11/95→04/00	←			11.0441-5704.2	250034	ATE
	128	04/96→04/00						

#### Bremsschlauch

1.9 TDI	66	03/95→05/06	←	01/96→ 04/01	2	24.5166-0454.3	331306	L= 454
			←	05/01→ 04/06	2	24.5205-0461.3	331431	L= 461
			→	01/96→ 04/06	2	24.5225-0370.3	331379	L= 373
			→	am Bremssattel; 01/96→ 04/06	2	83.6113-0140.3	330482	L= 140
1.9 TDI	81	08/97→04/00	←	10/97→ 03/00	2	24.5166-0454.3	331306	L= 454
			→	10/97→ 03/00	2	24.5225-0370.3	331379	L= 373
			→	am Bremssattel; 10/97→ 03/00	2	83.6113-0140.3	330482	L= 140
1.9 TDI 2.8 V6	85	04/00→05/06	←	05/01→ 04/06	2	24.5205-0461.3	331431	L= 461
	150	04/00→05/06	→	→ 04/06	2	24.5225-0370.3	331379	L= 373
			→	am Bremssattel; → 04/06	2	83.6113-0140.3	330482	L= 140
1.9 TDI 1.9 TDI 2.3 16V	96	02/03→05/06	←	→ 04/06	2	24.5205-0461.3	331431	L= 461
	110	05/05→05/06	→	→ 04/06	2	24.5225-0370.3	331379	L= 373
	103	09/01→05/06	→	am Bremssattel; → 04/06	2	83.6113-0140.3	330482	L= 140
2.0 i 2.3 16V	85	11/95→05/06	←	→ 04/01	2	24.5166-0454.3	331306	L= 454
	107	01/97→05/06	←	05/01→ 04/06	2	24.5205-0461.3	331431	L= 461
			→	→ 04/06	2	24.5225-0370.3	331379	L= 373
			→	am Bremssattel; → 04/06	2	83.6113-0140.3	330482	L= 140
2.8 i V6 2.8 i V6 4x4	128	11/95→04/00	←		2	24.5166-0454.3	331306	L= 454
	128	04/96→04/00	→	→ 03/00	2	24.5225-0370.3	331379	L= 373
			→	am Bremssattel; → 03/00	2	83.6113-0140.3	330482	L= 140








### FORD - GRAND C-MAX (DXA/CB7, DXA/CEU) 12/10→










#### Bremssattel














1.0 EcoBoost	74	10/12→	←	<input type="checkbox"/>		24.3571-9813.5	240557	ATE - Halter
1.0 EcoBoost	92	10/12→	←	<input type="checkbox"/>		24.3571-9814.5	240558	ATE - Halter
1.5 EcoBoost	110	03/15→	→	<input type="checkbox"/>		24.3387-7099.5	241017	ATE - Halter
1.5 EcoBoost	134	03/15→	→	<input type="checkbox"/>		24.3387-7100.5	241018	ATE - Halter
1.5 TDCi	70	03/15→						
1.5 TDCi	88	03/15→						
1.6 EcoBoost	110	12/10→						
1.6 EcoBoost	134	12/10→						
1.6 TDCi	70	12/10→						
1.6 TDCi	85	12/10→						
1.6 Ti	63	12/10→						
1.6 Ti	77	12/10→						
1.6 Ti	92	12/10→						
2.0 TDCi	85	02/11→						
2.0 TDCi	100	02/11→						
2.0 TDCi	103	02/11→						
2.0 TDCi	110	03/15→						
2.0 TDCi	120	12/10→						
2.0 TDCi	125	03/15→						

#### Feder, Bremssattel










1.0 EcoBoost	74	10/12→			2	11.8116-0356.1	390586	ATE
1.0 EcoBoost	92	10/12→			2	11.8116-0340.1	390595	ATE
1.5 EcoBoost	110	03/15→	→					
1.5 EcoBoost	134	03/15→						
1.5 TDCi	70	03/15→						
1.5 TDCi	88	03/15→						
1.6 EcoBoost	110	12/10→						
1.6 EcoBoost	134	12/10→						
1.6 TDCi	70	12/10→						
1.6 TDCi	85	12/10→						

	kW					! #		
<b>FORD - GRAND C-MAX (DXA/CB7, DXA/CEU) 12/10→</b>								
<b>Feder, Bremssattel</b>								
1.6 Ti	63	12/10→				2	11.8116-0356.1 390586	ATE
1.6 Ti	77	12/10→	→			2	11.8116-0340.1 390595	ATE
1.6 Ti	92	12/10→						
2.0 TDCi	85	02/11→						
2.0 TDCi	100	02/11→						
2.0 TDCi	103	02/11→						
2.0 TDCi	110	03/15→						
2.0 TDCi	120	12/10→						
2.0 TDCi	125	03/15→						
<b>Führungshülzensatz, Bremssattel</b>								
1.0 EcoBoost	74	10/12→	←				11.0101-5407.2 260011	ATE
1.0 EcoBoost	92	10/12→						
1.5 EcoBoost	110	03/15→						
1.5 EcoBoost	134	03/15→						
1.5 TDCi	70	03/15→						
1.5 TDCi	88	03/15→						
1.6 EcoBoost	110	12/10→						
1.6 EcoBoost	134	12/10→						
1.6 TDCi	70	12/10→						
1.6 TDCi	85	12/10→						
1.6 Ti	63	12/10→						
1.6 Ti	77	12/10→						
1.6 Ti	92	12/10→						
2.0 TDCi	85	02/11→						
2.0 TDCi	100	02/11→						
2.0 TDCi	103	02/11→						
2.0 TDCi	110	03/15→						
2.0 TDCi	120	12/10→						
2.0 TDCi	125	03/15→						
<b>Führungsbolzen, Bremssattel</b>								
1.0 EcoBoost	74	10/12→				2	11.8171-0008.1 990049	ATE
1.0 EcoBoost	92	10/12→						
1.5 EcoBoost	110	03/15→						
1.5 EcoBoost	134	03/15→						
1.5 TDCi	70	03/15→						
1.5 TDCi	88	03/15→						
1.6 EcoBoost	110	12/10→						
1.6 EcoBoost	134	12/10→						
1.6 TDCi	70	12/10→						
1.6 TDCi	85	12/10→						
1.6 Ti	63	12/10→						
1.6 Ti	77	12/10→						
1.6 Ti	92	12/10→						
2.0 TDCi	85	02/11→						
2.0 TDCi	100	02/11→						
2.0 TDCi	103	02/11→						
2.0 TDCi	110	03/15→						
2.0 TDCi	120	12/10→						
2.0 TDCi	125	03/15→						
<b>Bremsschlauch</b>								
1.0 EcoBoost	74	10/12→	←			2	83.7769-0398.3 331472	L= 400
1.0 EcoBoost	92	10/12→	→			2	24.5140-0420.3 331503	L= 420
1.5 EcoBoost	110	03/15→						
1.5 EcoBoost	134	03/15→						
1.5 TDCi	70	03/15→						
1.5 TDCi	88	03/15→						
1.6 EcoBoost	110	12/10→						
1.6 EcoBoost	134	12/10→						
1.6 TDCi	70	12/10→						
1.6 TDCi	85	12/10→						
1.6 Ti	63	12/10→						
1.6 Ti	77	12/10→						
1.6 Ti	92	12/10→						
2.0 TDCi	85	02/11→						
2.0 TDCi	100	02/11→						
2.0 TDCi	103	02/11→						
2.0 TDCi	110	03/15→						
2.0 TDCi	120	12/10→						
2.0 TDCi	125	03/15→						
<b>FORD - KA (RB_) 09/96→11/08</b>								
<b>Bremssattel</b>								
1.0 i	38	07/97→09/99	←	☐			11.3481-8514.2 220336	ATE - Halter
			←	☐			24.3481-8513.5 241147	ATE - Halter
1.3 i	36	06/98→11/08	←	☐; → 01/00			11.3481-8514.2 220336	ATE - Halter
			←	☐; → 01/00			24.3481-8513.5 241147	ATE - Halter
↓								








	kW			 	! #		
<b>FORD - KA (RB_) 09/96→11/08</b>							
<b> Bremssattel</b>							
1.3 i	36	06/98→11/08	←	☐; 02/00→		24.3481-8515.5 240477	ATE - Halter
			←	☐; 02/00→		24.3481-8516.5 240478	ATE - Halter
1.3 i	37	09/96→10/02	←	☐; 11/96→ 01/00		11.3481-8514.2 220336	ATE - Halter
1.3 i	44	09/96→11/08	←	☐; 11/96→ 01/00		24.3481-8513.5 241147	ATE - Halter
			←	☐; 02/00→		24.3481-8515.5 240477	ATE - Halter
			←	☐; 02/00→		24.3481-8516.5 240478	ATE - Halter
1.3 i	51	08/02→11/08	←	☐		24.3481-8515.5 240477	ATE - Halter
			←	☐		24.3481-8516.5 240478	ATE - Halter
1.6 i	70	02/01→11/08	←	☐; 08/03→		24.3541-8531.5 240679	ATE - Halter
			←	☐; 08/03→		24.3541-8532.5 240680	ATE - Halter
<b>Halter, Bremssattel</b>							
1.0 i	38	07/97→09/99	←		2	11.0230-0687.1 260106	ATE
1.3 i	36	06/98→11/08	←	→ 01/00	2	11.0230-0687.1 260106	ATE
1.3 i	37	09/96→10/02	←	11/96→ 01/00	2	11.0230-0687.1 260106	ATE
1.3 i	44	09/96→11/08					
<b>Feder, Bremssattel</b>							
1.0 i	38	07/97→09/99			2	11.8116-0264.1 390594	ATE
1.3 i	51	08/02→11/08					
1.3 i	36	06/98→11/08		02/00→	2	11.8116-0264.1 390594	ATE
				→ 01/00	2	11.8116-0264.1 390594	ATE
1.3 i	37	09/96→10/02		02/00→	2	11.8116-0264.1 390594	ATE
1.3 i	44	09/96→11/08		11/96→ 01/00	2	11.8116-0264.1 390594	ATE
1.6 i	70	02/01→11/08		08/03→	2	11.8116-0264.1 390594	ATE
<b>Führungshülzensatz, Bremssattel</b>							
1.0 i	38	07/97→09/99	←			11.0101-5407.2 260011	ATE
1.3 i	51	08/02→11/08					
1.3 i	36	06/98→11/08	←	02/00→		11.0101-5407.2 260011	ATE
			←	→ 01/00		11.0101-5407.2 260011	ATE
1.3 i	37	09/96→10/02	←	11/96→ 01/00		11.0101-5407.2 260011	ATE
1.3 i	44	09/96→11/08	←	02/00→		11.0101-5407.2 260011	ATE
1.6 i	70	02/01→11/08	←	08/03→		11.0101-5407.2 260011	ATE
<b>Führungsbolzen, Bremssattel</b>							
1.0 i	38	07/97→09/99	←		2	11.8171-0008.1 990049	ATE
1.3 i	51	08/02→11/08					
1.3 i	36	06/98→11/08	←	02/00→	2	11.8171-0008.1 990049	ATE
			←	→ 01/00	2	11.8171-0008.1 990049	ATE
1.3 i	37	09/96→10/02	←	02/00→	2	11.8171-0008.1 990049	ATE
1.3 i	44	09/96→11/08	←	11/96→ 01/00	2	11.8171-0008.1 990049	ATE
1.6 i	70	02/01→11/08		08/03→	2	11.8171-0008.1 990049	ATE
<b>Dichtungssatz, Bremssattel</b>							
1.0 i	38	07/97→09/99	←			11.0441-4805.2 250020	ATE
1.3 i	36	06/98→11/08	←	→ 01/00		11.0441-4805.2 250020	ATE
1.3 i	37	09/96→10/02	←	11/96→ 01/00		11.0441-4805.2 250020	ATE
1.3 i	44	09/96→11/08					
<b> Bremsschlauch</b>							
1.0 i	38	07/97→09/99	←	☐		24.5308-0488.3 330776	L= 488
			←	☐		24.5308-0489.3 330777	L= 488
			→	10/98→	2	24.5305-0340.3 330659	L= 340
			→	→ 09/98	2	24.5305-0350.3 330660	L= 352
1.3 i	36	06/98→11/08	←	☐; 03/07→		24.5308-0425.3 331585	L= 470
			←	☐; 03/07→		24.5308-0426.3 331586	L= 470
			←	☐; → 01/01		24.5308-0488.3 330776	L= 488
			←	☐; → 01/01		24.5308-0489.3 330777	L= 488
			→	10/98→ 01/00	2	24.5305-0340.3 330659	L= 340
↓							








	kW			 	! #		
<b>FORD - KA (RB_) 09/96→11/08</b>							
 <b>Bremsschlauch</b>							
1.3 i	36	06/98→11/08	→	→ 09/98	2	24.5305-0350.3 330660	L= 352
			→	02/00→	2	24.5305-0351.3 330687	L= 350
1.3 i	37	09/96→10/02	←	☐; 11/96→ 01/01		24.5308-0488.3 330776	L= 488
			←	☐; 11/96→ 01/01		24.5308-0489.3 330777	L= 488
			→	10/98→ 01/00	2	24.5305-0340.3 330659	L= 340
			→	11/96→ 09/98	2	24.5305-0350.3 330660	L= 352
			→	02/00→	2	24.5305-0351.3 330687	L= 350
1.3 i	44	09/96→11/08	←	☐; 03/07→		24.5308-0425.3 331585	L= 470
			←	☐; 03/07→		24.5308-0426.3 331586	L= 470
			←	☐; 11/96→ 01/01		24.5308-0488.3 330776	L= 488
			←	☐; 11/96→ 01/01		24.5308-0489.3 330777	L= 488
			→	10/98→ 01/00	2	24.5305-0340.3 330659	L= 340
			→	11/96→ 09/98	2	24.5305-0350.3 330660	L= 352
			→	02/00→	2	24.5305-0351.3 330687	L= 350
1.3 i	51	08/02→11/08	←	☐; 03/07→		24.5308-0425.3 331585	L= 470
			←	☐; 03/07→		24.5308-0426.3 331586	L= 470
			→		2	24.5305-0351.3 330687	L= 350
<b>FORD - KA (RU8) 10/08→05/16</b>							
 <b>Bremssattel</b>							
1.2	51	10/08→05/16	←	☐		24.3481-1813.5 240940	BOS - Halter
			←	☐		24.3481-1814.5 240941	BOS - Halter
 <b>Bremsschlauch</b>							
1.2	51	10/08→05/16	←		2	24.5112-0356.3 331129	L= 355
1.3 TDCi	55	10/08→05/16	→		2	24.5228-0165.3 330879	L= 165
<b>FORD - KA Van (RB) 05/02→05/05</b>							
 <b>Bremssattel</b>							
1.3 i	44	05/02→05/05	←	☐		24.3481-8515.5 240477	ATE - Halter
			←	☐		24.3481-8516.5 240478	ATE - Halter
<b>Feder, Bremssattel</b>							
1.3 i	44	05/02→05/05			2	11.8116-0264.1 390594	ATE
<b>Führungshülzensatz, Bremssattel</b>							
1.3 i	44	05/02→05/05	←			11.0101-5407.2 260011	ATE
<b>Führungsbolzen, Bremssattel</b>							
1.3 i	44	05/02→05/05	←		2	11.8171-0008.1 990049	ATE
 <b>Bremsschlauch</b>							
1.3 i	44	05/02→05/05	→		2	24.5305-0351.3 330687	L= 350
<b>FORD - KUGA I 02/08→11/12</b>							
 <b>Bremssattel</b>							
2.0 TDCi	100	03/08→11/12	←	☐; 04/08→		24.3571-9813.5 240557	ATE - Halter
2.0 TDCi 4x4	100	03/08→11/12	←	☐; 04/08→		24.3571-9814.5 240558	ATE - Halter
			→	☐; 04/08→		24.3384-1772.5 240606	TRW - Halter
2.0 TDCi	103	03/10→11/12	←	☐		24.3571-9813.5 240557	ATE - Halter
2.0 TDCi 4x4	103	03/10→11/12	←	☐		24.3571-9814.5 240558	ATE - Halter
2.0 TDCi 4x4	120	03/10→11/12	←	☐		24.3571-9814.5 240558	ATE - Halter
2.5	147	03/09→11/12	→	☐		24.3384-1772.5 240606	TRW - Halter
2.5 4x4	147	02/08→11/12	→				
<b>Halter, Bremssattel</b>							
2.0 TDCi	100	03/08→11/12	←	04/08→		11.0230-0818.1 260135	ATE
2.0 TDCi 4x4	100	03/08→11/12	←				
2.0 TDCi	103	03/10→11/12	←			11.0230-0818.1 260135	ATE
2.0 TDCi 4x4	103	03/10→11/12	←				
2.0 TDCi 4x4	120	03/10→11/12	←				
↓							



















	kw					! #		
<b>FORD - KUGA I 02/08→11/12</b>								
<b>Halter, Bremssattel</b>								
2.5	147	03/09→11/12	←				11.0230-0818.1	260135 ATE
2.5 4x4	147	02/08→11/12						
<b>Feder, Bremssattel</b>								
2.0 TDCi	100	03/08→11/12	←	04/08→		2	11.8116-0356.1	390586 ATE
2.0 TDCi 4x4	100	03/08→11/12						
2.0 TDCi	103	03/10→11/12	←			2	11.8116-0356.1	390586 ATE
2.0 TDCi 4x4	103	03/10→11/12						
2.0 TDCi 4x4	120	03/10→11/12						
2.5	147	03/09→11/12						
2.5 4x4	147	02/08→11/12						
<b>Führungshülzensatz, Bremssattel</b>								
2.0 TDCi	100	03/08→11/12	←	04/08→			11.0101-5407.2	260011 ATE
2.0 TDCi 4x4	100	03/08→11/12						
2.0 TDCi	103	03/10→11/12	←				11.0101-5407.2	260011 ATE
2.0 TDCi 4x4	103	03/10→11/12						
2.0 TDCi 4x4	120	03/10→11/12						
2.5	147	03/09→11/12						
2.5 4x4	147	02/08→11/12						
<b>Führungsbolzen, Bremssattel</b>								
2.0 TDCi	100	03/08→11/12		04/08→		2	11.8171-0008.1	990049 ATE
2.0 TDCi 4x4	100	03/08→11/12						
2.0 TDCi	103	03/10→11/12				2	11.8171-0008.1	990049 ATE
2.0 TDCi 4x4	103	03/10→11/12						
2.0 TDCi 4x4	120	03/10→11/12						
2.5	147	03/09→11/12						
2.5 4x4	147	02/08→11/12						
 <b>Bremsschlauch</b>								
2.0 TDCi	100	03/08→11/12	←	04/08→		2	83.7788-0435.3	331119 L= 435
2.0 TDCi 4x4	100	03/08→11/12	→	04/08→		2	83.7788-0472.3	331120 L= 472
2.0 TDCi	103	03/10→11/12	←			2	83.7788-0435.3	331119 L= 435
2.0 TDCi 4x4	103	03/10→11/12						
2.0 TDCi 4x4	120	03/10→11/12	→			2	83.7788-0472.3	331120 L= 472
2.5	147	03/09→11/12						
2.5 4x4	147	02/08→11/12						
<b>FORD - KUGA II (DM2) 05/12→</b>								
 <b>Bremssattel</b>								
1.5 EcoBoost	88	01/16→	←	<input type="checkbox"/>			24.3571-9813.5	240557 ATE - Halter
1.5 EcoBoost	110	09/14→	←	<input type="checkbox"/>			24.3571-9814.5	240558 ATE - Halter
1.6 EcoBoost	110	03/13→	→	<input type="checkbox"/> ; - eFSB			24.3387-7099.5	241017 ATE - Halter
1.6 EcoBoost 4x4	110	03/13→	→	<input type="checkbox"/> ; - eFSB			24.3387-7100.5	241018 ATE - Halter
1.5 EcoBoost 4x4	110	07/16→	→	<input type="checkbox"/> ; - eFSB			24.3387-7099.5	241017 ATE - Halter
1.5 EcoBoost 4x4	134	09/14→	→	<input type="checkbox"/> ; - eFSB			24.3387-7100.5	241018 ATE - Halter
1.5 TDCi	88	07/16→						
1.6 EcoBoost 4x4	134	03/13→						
2.0 EcoBoost 4x4	178	08/17→						
2.0 TDCi	85	03/13→						
2.0 TDCi	88	09/14→						
2.0 TDCi	100	03/13→						
2.0 TDCi	103	03/13→						
2.0 TDCi	110	09/14→						
2.0 TDCi 4x4	100	03/13→						
2.0 TDCi 4x4	103	03/13→						
2.0 TDCi 4x4	110	09/14→						
2.0 TDCi 4x4	120	03/13→						
2.0 TDCi 4x4	132	09/14→						
<b>Feder, Bremssattel</b>								
1.5 EcoBoost	88	01/16→		- eFSB		2	11.8116-0340.1	390595 ATE
1.5 EcoBoost	110	09/14→	←			2	11.8116-0356.1	390586 ATE
1.6 EcoBoost	110	03/13→						
1.6 EcoBoost 4x4	110	03/13→						
1.5 EcoBoost 4x4	110	07/16→		- eFSB		2	11.8116-0340.1	390595 ATE
1.5 EcoBoost 4x4	134	09/14→						
1.5 TDCi	88	07/16→						
1.6 EcoBoost 4x4	134	03/13→						
2.0 TDCi	85	03/13→						
2.0 TDCi	88	09/14→						
2.0 TDCi	100	03/13→						
2.0 TDCi	103	03/13→						
2.0 TDCi	110	09/14→						
2.0 TDCi 4x4	100	03/13→						
2.0 TDCi 4x4	103	03/13→						










	kW			 	! #		
<b>FORD - KUGA II (DM2) 05/12→</b>							
<b>Feder, Bremssattel</b>							
2.0 TDCi 4x4	110	09/14→		- eFSB	2	11.8116-0340.1 390595	ATE
2.0 TDCi 4x4	120	03/13→					
2.0 TDCi 4x4	132	09/14→					
<b>Führungshülzensatz, Bremssattel</b>							
1.5 EcoBoost	88	01/16→	←			11.0101-5407.2 260011	ATE
1.5 EcoBoost	110	09/14→					
1.5 EcoBoost 4x4	110	07/16→	→	- eFSB		11.0101-5407.2 260011	ATE
1.5 EcoBoost 4x4	134	09/14→					
1.5 TDCi	88	07/16→					
1.6 EcoBoost	110	03/13→					
1.6 EcoBoost 4x4	110	03/13→					
1.6 EcoBoost 4x4	134	03/13→					
2.0 TDCi	85	03/13→					
2.0 TDCi	88	09/14→					
2.0 TDCi	100	03/13→					
2.0 TDCi	103	03/13→					
2.0 TDCi	110	09/14→					
2.0 TDCi 4x4	100	03/13→					
2.0 TDCi 4x4	103	03/13→					
2.0 TDCi 4x4	110	09/14→					
2.0 TDCi 4x4	120	03/13→					
2.0 TDCi 4x4	132	09/14→					
<b>Führungsbolzen, Bremssattel</b>							
1.5 EcoBoost	88	01/16→		- eFSB	2	11.8171-0008.1 990049	ATE
1.5 EcoBoost	110	09/14→					
1.5 EcoBoost 4x4	110	07/16→			2	11.8171-0008.1 990049	ATE
1.5 EcoBoost 4x4	134	09/14→					
1.5 TDCi	88	07/16→					
1.6 EcoBoost	110	03/13→					
1.6 EcoBoost 4x4	110	03/13→					
1.6 EcoBoost 4x4	134	03/13→					
2.0 TDCi	85	03/13→					
2.0 TDCi	88	09/14→					
2.0 TDCi	100	03/13→					
2.0 TDCi	103	03/13→					
2.0 TDCi	110	09/14→					
2.0 TDCi 4x4	100	03/13→					
2.0 TDCi 4x4	103	03/13→					
2.0 TDCi 4x4	110	09/14→					
2.0 TDCi 4x4	120	03/13→					
2.0 TDCi 4x4	132	09/14→					
<b>Bremsschlauch</b>							
1.5 EcoBoost	88	01/16→	←		2	83.7769-0417.3 331474	L= 415
1.5 EcoBoost	110	09/14→					
1.5 EcoBoost 4x4	110	07/16→	→	- eFSB	2	83.7788-0466.3 331527	L= 464
1.5 EcoBoost 4x4	134	09/14→					
1.5 TDCi	88	07/16→					
1.6 EcoBoost	110	03/13→					
1.6 EcoBoost 4x4	110	03/13→					
1.6 EcoBoost 4x4	134	03/13→					
2.0 EcoBoost 4x4	178	08/17→					
2.0 TDCi	85	03/13→					
2.0 TDCi	88	09/14→					
2.0 TDCi	100	03/13→					
2.0 TDCi	103	03/13→					
2.0 TDCi	110	09/14→					
2.0 TDCi 4x4	100	03/13→					
2.0 TDCi 4x4	103	03/13→					
2.0 TDCi 4x4	110	09/14→					
2.0 TDCi 4x4	120	03/13→					
2.0 TDCi 4x4	132	09/14→					
1.5 EcoBoost 4x4	129	08/18→	←		2	83.7769-0417.3 331474	L= 415
2.0 EcoBoost 4x4	169	03/19→					
<b>FORD - KUGA II VAN 05/12→</b>							
<b>Bremssattel</b>							
1.5 EcoBoost	88	06/19→	←	☐		24.3571-9813.5 240557	ATE - Halter
1.5 EcoBoost 4x4	129	06/19→	←	☐		24.3571-9814.5 240558	ATE - Halter
			→	☐; - eFSB		24.3387-7099.5 241017	ATE - Halter
			→	☐; - eFSB		24.3387-7100.5 241018	ATE - Halter
1.5 TDCi	88	01/19→	→	☐; - eFSB		24.3387-7099.5 241017	ATE - Halter
2.0 TDCi	88	06/19→	→	☐; - eFSB		24.3387-7100.5 241018	ATE - Halter
↓							










	kw			 	! #		
<b>FORD - KUGA II VAN 05/12→</b>							
<b>Feder, Bremssattel</b>							
1.5 EcoBoost	88	06/19→		- eFSB	2	11.8116-0340.1 390595	ATE
1.5 EcoBoost 4x4	129	06/19→	←		2	11.8116-0356.1 390586	ATE
1.5 TDCi	88	01/19→		- eFSB	2	11.8116-0340.1 390595	ATE
2.0 TDCi	88	06/19→					
<b>Führungshülzensatz, Bremssattel</b>							
1.5 EcoBoost	88	06/19→	←			11.0101-5407.2 260011	ATE
1.5 EcoBoost 4x4	129	06/19→	→	- eFSB		11.0101-5407.2 260011	ATE
1.5 TDCi	88	01/19→					
2.0 TDCi	88	06/19→					
<b>Führungsbolzen, Bremssattel</b>							
1.5 EcoBoost	88	06/19→		- eFSB	2	11.8171-0008.1 990049	ATE
1.5 EcoBoost 4x4	129	06/19→			2	11.8171-0008.1 990049	ATE
1.5 TDCi	88	01/19→					
2.0 TDCi	88	06/19→					
<b>Bremsschlauch</b>							
1.5 EcoBoost	88	06/19→	←		2	83.7769-0417.3 331474	L= 415
1.5 EcoBoost 4x4	129	06/19→	→	- eFSB	2	83.7788-0466.3 331527	L= 464
1.5 TDCi	88	01/19→					
2.0 TDCi	88	06/19→					
<b>FORD - MONDEO I (GBP) 02/93→08/96</b>							
<b>Bremssattel</b>							
1.6 i 16V	65	07/94→08/96	←	☐		24.3601-8527.5 240503	ATE - Halter
1.6 i 16V	66	02/93→08/96	←	☐		24.3601-8528.5 240504	ATE - Halter
1.8 i 16V	82	07/94→08/96	←	☐		24.3364-1703.5 240309	BOS - Halter
1.8 i 16V	85	02/93→08/96	→	☐		24.3364-1704.5 240310	BOS - Halter
1.8 i 16V 4x4	85	02/93→08/96	→	☐		24.3364-1704.5 240310	BOS - Halter
1.8 TD	65	06/93→08/96	→	☐		24.3364-1704.5 240310	BOS - Halter
1.8 TD	66	10/95→08/96	→	☐		24.3364-1704.5 240310	BOS - Halter
2.0 i 16V	100	02/93→08/96	→	☐; 08/94→		24.3364-1703.5 240309	BOS - Halter
2.5 i 24V	125	07/94→08/96	→	☐; 08/94→		24.3364-1704.5 240310	BOS - Halter
<b>Feder, Bremssattel</b>							
1.6 i 16V	65	07/94→08/96	←		2	11.8116-0301.1 390610	ATE
1.6 i 16V	66	02/93→08/96	←				
1.8 i 16V	82	07/94→08/96	←				
1.8 i 16V	85	02/93→08/96	←				
1.8 i 16V 4x4	85	02/93→08/96	←				
1.8 TD	65	06/93→08/96	←				
1.8 TD	66	10/95→08/96	←				
2.0 i 16V	100	02/93→08/96	←				
2.0 i 16V 4x4	97	12/94→08/96	←		2	11.8116-0143.1 390513	ATE
2.0 i 16V 4x4	100	04/93→08/96	←				
2.5 i 24V	125	07/94→08/96	←	08/94→	2	11.8116-0143.1 390513	ATE
<b>Führungshülzensatz, Bremssattel</b>							
1.6 i 16V	65	07/94→08/96	←			11.0101-5407.2 260011	ATE
1.6 i 16V	66	02/93→08/96	←				
1.8 i 16V	82	07/94→08/96	←				
1.8 i 16V	85	02/93→08/96	←				
1.8 i 16V 4x4	85	02/93→08/96	←				
1.8 TD	65	06/93→08/96	←				
1.8 TD	66	10/95→08/96	←				
2.0 i 16V	100	02/93→08/96	←				
2.0 i 16V 4x4	97	12/94→08/96	←				
2.0 i 16V 4x4	100	04/93→08/96	←				
2.5 i 24V	125	07/94→08/96	←	08/94→		11.0101-5407.2 260011	ATE
<b>Führungsbolzen, Bremssattel</b>							
1.6 i 16V	65	07/94→08/96	←		2	11.8171-0008.1 990049	ATE
1.6 i 16V	66	02/93→08/96	←				
1.8 i 16V	82	07/94→08/96	←				
1.8 i 16V	85	02/93→08/96	←				
1.8 i 16V 4x4	85	02/93→08/96	←				
1.8 TD	65	06/93→08/96	←				
1.8 TD	66	10/95→08/96	←				
2.0 i 16V	100	02/93→08/96	←				
2.0 i 16V 4x4	97	12/94→08/96	←				
2.0 i 16V 4x4	100	04/93→08/96	←				
2.5 i 24V	125	07/94→08/96	←	08/94→	2	11.8171-0008.1 990049	ATE
↓							

	kW			 	! #		
<b>FORD - MONDEO I (GBP) 02/93→08/96</b>							
<b>Dichtungssatz, Bremsattel</b>							
1.6 i 16V	65	07/94→08/96	←			11.0441-6007.2 250146	ATE
1.6 i 16V	66	02/93→08/96					
1.8 i 16V	82	07/94→08/96					
1.8 i 16V	85	02/93→08/96					
1.8 i 16V 4x4	85	02/93→08/96					
1.8 TD	65	06/93→08/96					
1.8 TD	66	10/95→08/96					
2.0 i 16V	100	02/93→08/96					
2.0 i 16V 4x4	97	12/94→08/96					
2.0 i 16V 4x4	100	04/93→08/96					
2.5 i 24V	125	07/94→08/96	←	08/94→		11.0441-6007.2 250146	ATE
<b> Bremsschlauch</b>							
1.6 i 16V	65	07/94→08/96	←		2	83.7114-0376.3 330373	L= 370
1.6 i 16V	66	02/93→08/96					
1.8 i 16V	82	07/94→08/96	→	01/96→; für Fahrzeuge mit Scheibenbremse an der Hinterachse	2	24.5309-0540.3 331368	L= 540
1.8 i 16V	85	02/93→08/96					
1.8 i 16V 4x4	85	02/93→08/96					
1.8 TD	65	06/93→08/96	→	01/96→; für Fahrzeuge mit Trommelbremse an der Hinterachse	2	83.6118-0281.3 330483	L= 280
1.8 TD	66	10/95→08/96					
2.0 i 16V	100	02/93→08/96					
2.0 i 16V 4x4	97	12/94→08/96	→	→ 12/95; für Fahrzeuge mit Trommelbremse an der Hinterachse	2	83.6227-0281.3 330424	L= 280
2.0 i 16V 4x4	100	04/93→08/96					
2.5 i 24V	125	07/94→08/96	←	08/94→	2	83.7114-0376.3 330373	L= 370
			→	01/96→; für Fahrzeuge mit Scheibenbremse an der Hinterachse	2	24.5309-0540.3 331368	L= 540
			→	01/96→; für Fahrzeuge mit Trommelbremse an der Hinterachse	2	83.6118-0281.3 330483	L= 280
			→	08/94→ 12/95; für Fahrzeuge mit Trommelbremse an der Hinterachse	2	83.6227-0281.3 330424	L= 280
<b>FORD - MONDEO I Stufenheck (GBP) 01/93→08/96</b>							
<b> Bremssattel</b>							
1.6 i 16V	65	07/94→08/96	←	☐		24.3601-8527.5 240503	ATE - Halter
1.6 i 16V	66	02/93→08/96					
1.8 i 16V	82	01/94→08/96	←	☐		24.3601-8528.5 240504	ATE - Halter
1.8 i 16V	85	02/93→08/96	→	☐		24.3364-1703.5 240309	BOS - Halter
1.8 TD	65	06/93→08/96	→	☐		24.3364-1704.5 240310	BOS - Halter
1.8 TD	66	10/95→08/96	→	☐		24.3364-1704.5 240310	BOS - Halter
2.0 i 16V	100	02/93→08/96	←	☐		24.3601-8527.5 240503	ATE - Halter
			←	☐		24.3601-8528.5 240504	ATE - Halter
2.5 i 24V	125	07/94→08/96	→	☐; 08/94→		24.3364-1703.5 240309	BOS - Halter
			→	☐; 08/94→		24.3364-1704.5 240310	BOS - Halter
<b>Feder, Bremsattel</b>							
1.6 i 16V	65	07/94→08/96	←		2	11.8116-0301.1 390610	ATE
1.6 i 16V	66	02/93→08/96					
1.8 i 16V	82	01/94→08/96					
1.8 i 16V	85	02/93→08/96					
1.8 TD	65	06/93→08/96					
1.8 TD	66	10/95→08/96					
2.0 i 16V	100	02/93→08/96					
2.0 i 16V 4x4	97	12/94→08/96	←		2	11.8116-0143.1 390513	ATE
2.0 i 16V 4x4	100	02/93→08/96	←	04/93→	2	11.8116-0143.1 390513	ATE
2.5 i 24V	125	07/94→08/96	←	08/94→	2	11.8116-0143.1 390513	ATE
<b>Führungshülzensatz, Bremsattel</b>							
1.6 i 16V	65	07/94→08/96	←			11.0101-5407.2 260011	ATE
1.6 i 16V	66	02/93→08/96					
1.8 i 16V	82	01/94→08/96					
1.8 i 16V	85	02/93→08/96					
1.8 TD	65	06/93→08/96					
1.8 TD	66	10/95→08/96					
2.0 i 16V	100	02/93→08/96					
2.0 i 16V 4x4	97	12/94→08/96					
2.0 i 16V 4x4	100	02/93→08/96	←	04/93→		11.0101-5407.2 260011	ATE
2.5 i 24V	125	07/94→08/96	←	08/94→		11.0101-5407.2 260011	ATE
↓							










	kW			 	! #		
<b>FORD - MONDEO I Stufenheck (GBP) 01/93→08/96</b>							
<b>Führungsbolzen, Bremsattel</b>							
1.6 i 16V	65	07/94→08/96	←		2	11.8171-0008.1 990049	ATE
1.6 i 16V	66	02/93→08/96					
1.8 i 16V	82	01/94→08/96					
1.8 i 16V	85	02/93→08/96					
1.8 TD	65	06/93→08/96					
1.8 TD	66	10/95→08/96					
2.0 i 16V	100	02/93→08/96					
2.0 i 16V 4x4	97	12/94→08/96					
2.0 i 16V 4x4	100	02/93→08/96	←	04/93→	2	11.8171-0008.1 990049	ATE
2.5 i 24V	125	07/94→08/96	←	08/94→	2	11.8171-0008.1 990049	ATE
<b>Dichtungssatz, Bremsattel</b>							
1.6 i 16V	65	07/94→08/96	←			11.0441-6007.2 250146	ATE
1.6 i 16V	66	02/93→08/96					
1.8 i 16V	82	01/94→08/96					
1.8 i 16V	85	02/93→08/96					
1.8 TD	65	06/93→08/96					
1.8 TD	66	10/95→08/96					
2.0 i 16V	100	02/93→08/96					
2.0 i 16V 4x4	97	12/94→08/96					
2.0 i 16V 4x4	100	02/93→08/96	←	04/93→		11.0441-6007.2 250146	ATE
2.5 i 24V	125	07/94→08/96	←	08/94→		11.0441-6007.2 250146	ATE
<b>Bremsschlauch</b>							
1.6 i 16V	65	07/94→08/96	←		2	83.7114-0376.3 330373	L= 370
1.6 i 16V	66	02/93→08/96					
1.8 i 16V	82	01/94→08/96	→	01/96→; für Fahrzeuge mit Scheibenbremse an der Hinterachse	2	24.5309-0540.3 331368	L= 540
1.8 i 16V	85	02/93→08/96					
1.8 TD	65	06/93→08/96					
1.8 TD	66	10/95→08/96	→	01/96→; für Fahrzeuge mit Trommelbremse an der Hinterachse	2	83.6118-0281.3 330483	L= 280
2.0 i 16V 4x4	97	12/94→08/96					
			→	→ 12/95; für Fahrzeuge mit Trommelbremse an der Hinterachse	2	83.6227-0281.3 330424	L= 280
2.0 i 16V	100	02/93→08/96	←		2	83.7114-0376.3 330373	L= 370
2.0 i 16V 4x4	100	02/93→08/96	←	04/93→	2	83.7114-0376.3 330373	L= 370
			→	01/96→; für Fahrzeuge mit Scheibenbremse an der Hinterachse	2	24.5309-0540.3 331368	L= 540
			→	01/96→; für Fahrzeuge mit Trommelbremse an der Hinterachse	2	83.6118-0281.3 330483	L= 280
			→	04/93→ 12/95; für Fahrzeuge mit Trommelbremse an der Hinterachse	2	83.6227-0281.3 330424	L= 280
2.5 i 24V	125	07/94→08/96	←	08/94→	2	83.7114-0376.3 330373	L= 370
			→	01/96→; für Fahrzeuge mit Scheibenbremse an der Hinterachse	2	24.5309-0540.3 331368	L= 540
			→	01/96→; für Fahrzeuge mit Trommelbremse an der Hinterachse	2	83.6118-0281.3 330483	L= 280
			→	08/94→ 12/95; für Fahrzeuge mit Trommelbremse an der Hinterachse	2	83.6227-0281.3 330424	L= 280
<b>FORD - MONDEO I Turnier (BNP) 01/93→08/96</b>							
<b>Bremssattel</b>							
1.6 i 16V	65	07/94→08/96	←	☐		24.3601-8527.5 240503	ATE - Halter
1.6 i 16V	66	04/93→08/96	←	☐			
1.8 i 16V	82	07/94→08/96	←	☐		24.3601-8528.5 240504	ATE - Halter
1.8 i 16V	85	04/93→08/96	→	☐		24.3364-1705.5 240311	BOS - Halter
1.8 i 16V 4x4	85	04/93→08/96	→	☐			
1.8 TD	65	06/93→08/96	→	☐		24.3364-1706.5 240312	BOS - Halter
1.8 TD	66	11/95→08/96					
2.0 i 16V	100	04/93→08/96					
2.5 i 24V	125	07/94→08/96	→	☐; 08/94→		24.3364-1705.5 240311	BOS - Halter
			→	☐; 08/94→		24.3364-1706.5 240312	BOS - Halter
<b>Feder, Bremsattel</b>							
1.6 i 16V	65	07/94→08/96	←		2	11.8116-0301.1 390610	ATE
1.6 i 16V	66	04/93→08/96					
1.8 i 16V	82	07/94→08/96					
↓							








	kW			 	! #		
<b>FORD - MONDEO I Turnier (BNP) 01/93→08/96</b>							
<b>Feder, Bremssattel</b>							
1.8 i 16V	85	04/93→08/96	←		2	11.8116-0301.1 390610	ATE
1.8 i 16V 4x4	85	04/93→08/96					
1.8 TD	65	06/93→08/96					
1.8 TD	66	11/95→08/96					
2.0 i 16V	100	04/93→08/96					
2.0 i 16V 4x4	97	12/94→08/96	←		2	11.8116-0143.1 390513	ATE
2.0 i 16V 4x4	100	04/93→08/96					
2.5 i 24V	125	07/94→08/96	←	08/94→	2	11.8116-0143.1 390513	ATE
<b>Führungshülsensatz, Bremssattel</b>							
1.6 i 16V	65	07/94→08/96	←			11.0101-5407.2 260011	ATE
1.6 i 16V	66	04/93→08/96					
1.8 i 16V	82	07/94→08/96					
1.8 i 16V	85	04/93→08/96					
1.8 i 16V 4x4	85	04/93→08/96					
1.8 TD	65	06/93→08/96					
1.8 TD	66	11/95→08/96					
2.0 i 16V	100	04/93→08/96					
2.0 i 16V 4x4	97	12/94→08/96					
2.0 i 16V 4x4	100	04/93→08/96					
2.5 i 24V	125	07/94→08/96	←	08/94→		11.0101-5407.2 260011	ATE
<b>Führungsbolzen, Bremssattel</b>							
1.6 i 16V	65	07/94→08/96	←		2	11.8171-0008.1 990049	ATE
1.6 i 16V	66	04/93→08/96					
1.8 i 16V	82	07/94→08/96					
1.8 i 16V	85	04/93→08/96					
1.8 i 16V 4x4	85	04/93→08/96					
1.8 TD	65	06/93→08/96					
1.8 TD	66	11/95→08/96					
2.0 i 16V	100	04/93→08/96					
2.0 i 16V 4x4	97	12/94→08/96					
2.0 i 16V 4x4	100	04/93→08/96					
2.5 i 24V	125	07/94→08/96	←	08/94→	2	11.8171-0008.1 990049	ATE
<b>Dichtungssatz, Bremssattel</b>							
1.6 i 16V	65	07/94→08/96	←			11.0441-6007.2 250146	ATE
1.6 i 16V	66	04/93→08/96					
1.8 i 16V	82	07/94→08/96					
1.8 i 16V	85	04/93→08/96					
1.8 i 16V 4x4	85	04/93→08/96					
1.8 TD	65	06/93→08/96					
1.8 TD	66	11/95→08/96					
2.0 i 16V	100	04/93→08/96					
2.0 i 16V 4x4	97	12/94→08/96					
2.0 i 16V 4x4	100	04/93→08/96					
2.5 i 24V	125	07/94→08/96	←	08/94→		11.0441-6007.2 250146	ATE
<b>Bremsschlauch</b>							
1.6 i 16V	65	07/94→08/96	←		2	83.7114-0376.3 330373	L= 370
1.6 i 16V	66	04/93→08/96					
1.8 i 16V	82	07/94→08/96	→	für Fahrzeuge mit Scheibenbremse an der Hinterachse	2	24.5164-0315.3 331209	L= 315
1.8 i 16V	85	04/93→08/96					
1.8 i 16V 4x4	85	04/93→08/96	→	für Fahrzeuge mit Trommelbremse an der Hinterachse	2	83.6114-0300.3 330258	L= 300
1.8 TD	65	06/93→08/96					
1.8 TD	66	11/95→08/96					
2.0 i 16V	100	04/93→08/96					
2.0 i 16V 4x4	97	12/94→08/96	←		2	83.7114-0376.3 330373	L= 370
2.0 i 16V 4x4	100	04/93→08/96	→	01/96→; für Fahrzeuge mit Scheibenbremse an der Hinterachse	2	24.5309-0540.3 331368	L= 540
			→	01/96→; für Fahrzeuge mit Trommelbremse an der Hinterachse	2	83.6118-0281.3 330483	L= 280
			→	→ 12/95; für Fahrzeuge mit Trommelbremse an der Hinterachse	2	83.6227-0281.3 330424	L= 280
2.5 i 24V	125	07/94→08/96	←	08/94→	2	83.7114-0376.3 330373	L= 370
			→	08/94→; für Fahrzeuge mit Scheibenbremse an der Hinterachse	2	24.5164-0315.3 331209	L= 315
			→	08/94→; für Fahrzeuge mit Trommelbremse an der Hinterachse	2	83.6114-0300.3 330258	L= 300










	kW			 	! #		
<b>FORD - MONDEO II (BAP) 08/96→09/00</b>							
<b> Bremssattel</b>							
1.6 i	66	08/96→09/00	←	☐; 10/96→		24.3601-8527.5 240503	ATE - Halter
1.8 i	85	08/96→09/00	←	☐; 10/96→		24.3601-8528.5 240504	ATE - Halter
1.8 TD	66	08/96→09/00	←	☐; 10/96→		24.3601-8528.5 240504	ATE - Halter
2.0 i	96	08/96→09/00	→	☐; 10/96→		24.3364-1703.5 240309	BOS - Halter
			→	☐; 10/96→		24.3364-1704.5 240310	BOS - Halter
1.6 i 16V	70	05/98→09/00	←	☐		24.3601-8527.5 240503	ATE - Halter
2.5 24V	125	06/00→09/00	←	☐		24.3601-8528.5 240504	ATE - Halter
			→	☐		24.3364-1703.5 240309	BOS - Halter
			→	☐		24.3364-1704.5 240310	BOS - Halter
2.5 24V	125	08/96→09/00	←	☐; 12/97→		24.3601-8527.5 240503	ATE - Halter
			←	☐; 12/97→		24.3601-8528.5 240504	ATE - Halter
			→	☐; 10/96→		24.3364-1703.5 240309	BOS - Halter
			→	☐; 10/96→		24.3364-1704.5 240310	BOS - Halter
2.5 ST 200	151	05/99→09/00	←	☐		24.3601-8527.5 240503	ATE - Halter
			←	☐		24.3601-8528.5 240504	ATE - Halter
			→	☐; Limousine		24.3364-1703.5 240309	BOS - Halter
			→	☐; Limousine		24.3364-1704.5 240310	BOS - Halter
			→	☐; Kombi		24.3364-1705.5 240311	BOS - Halter
			→	☐; Kombi		24.3364-1706.5 240312	BOS - Halter
<b>Feder, Bremssattel</b>							
1.6 i	66	08/96→09/00	←	10/96→	2	11.8116-0301.1 390610	ATE
1.8 i	85	08/96→09/00	←				
1.8 TD	66	08/96→09/00	←				
2.0 i	96	08/96→09/00	←				
1.6 i 16V	70	05/98→09/00	←		2	11.8116-0301.1 390610	ATE
2.5 24V	125	06/00→09/00	←				
2.5 ST 200	151	05/99→09/00	←				
2.5 24V	125	08/96→09/00	←	10/96→ 11/97	2	11.8116-0143.1 390513	ATE
			←	12/97→	2	11.8116-0301.1 390610	ATE
<b>Führungshülzensatz, Bremssattel</b>							
1.6 i	66	08/96→09/00	←	10/96→		11.0101-5407.2 260011	ATE
1.8 i	85	08/96→09/00	←				
1.8 TD	66	08/96→09/00	←				
2.0 i	96	08/96→09/00	←				
1.6 i 16V	70	05/98→09/00	←			11.0101-5407.2 260011	ATE
2.5 24V	125	06/00→09/00	←				
2.5 ST 200	151	05/99→09/00	←				
2.5 24V	125	08/96→09/00	←	12/97→		11.0101-5407.2 260011	ATE
			←	10/96→ 11/97		11.0101-5407.2 260011	ATE
<b>Führungsbolzen, Bremssattel</b>							
1.6 i	66	08/96→09/00	←	10/96→	2	11.8171-0008.1 990049	ATE
1.8 i	85	08/96→09/00	←				
1.8 TD	66	08/96→09/00	←				
2.0 i	96	08/96→09/00	←				
1.6 i 16V	70	05/98→09/00	←		2	11.8171-0008.1 990049	ATE
2.5 24V	125	06/00→09/00	←				
2.5 ST 200	151	05/99→09/00	←				
2.5 24V	125	08/96→09/00	←	12/97→	2	11.8171-0008.1 990049	ATE
			←	10/96→ 11/97	2	11.8171-0008.1 990049	ATE
<b>Dichtungssatz, Bremssattel</b>							
1.6 i	66	08/96→09/00	←	10/96→		11.0441-6007.2 250146	ATE
1.8 i	85	08/96→09/00	←				
1.8 TD	66	08/96→09/00	←				
2.0 i	96	08/96→09/00	←				
1.6 i 16V	70	05/98→09/00	←			11.0441-6007.2 250146	ATE
2.5 24V	125	06/00→09/00	←				
2.5 ST 200	151	05/99→09/00	←				
2.5 24V	125	08/96→09/00	←	12/97→		11.0441-6007.2 250146	ATE
			←	10/96→ 11/97		11.0441-6007.2 250146	ATE
<b> Bremsschlauch</b>							
1.6 i	66	08/96→09/00	←	10/96→	2	83.7114-0376.3 330373	L= 370
1.8 i	85	08/96→09/00	←				
↓							



	kw			 	! #		
<b>FORD - MONDEO II (BAP) 08/96→09/00</b>							
 <b>Bremsschlauch</b>							
1.8 TD 2.0 i 2.5 24V	66 96 125	08/96→09/00 08/96→09/00 08/96→09/00	➔	10/96→; für Fahrzeuge mit Scheibenbremse an der Hinterachse	2	24.5309-0540.3 331368	L= 540
			➔	10/96→; für Fahrzeuge mit Trommelbremse an der Hinterachse	2	83.6118-0281.3 330483	L= 280
1.6 i 16V 2.5 24V	70 125	05/98→09/00 06/00→09/00	➔		2	83.7114-0376.3 330373	L= 370
			➔	für Fahrzeuge mit Scheibenbremse an der Hinterachse	2	24.5309-0540.3 331368	L= 540
			➔	für Fahrzeuge mit Trommelbremse an der Hinterachse	2	83.6118-0281.3 330483	L= 280
2.5 ST 200	151	05/99→09/00	➔	☐; Kombi; für Fahrzeuge mit Scheibenbremse an der Hinterachse		24.5164-0316.3 331210	L= 315
			➔	☐; Kombi; für Fahrzeuge mit Scheibenbremse an der Hinterachse		24.5164-0317.3 331211	L= 315
			➔	Limousine; für Fahrzeuge mit Scheibenbremse an der Hinterachse	2	24.5309-0540.3 331368	L= 540
			➔	Kombi; für Fahrzeuge mit Trommelbremse an der Hinterachse	2	83.6114-0300.3 330258	L= 300
			➔	Limousine; für Fahrzeuge mit Trommelbremse an der Hinterachse	2	83.6118-0281.3 330483	L= 280
<b>FORD - MONDEO II Stufenheck (BFP) 08/96→09/00</b>							
 <b>Bremssattel</b>							
1.6 i 1.8 i 1.8 TD 2.0 i	66 85 66 96	08/96→09/00 08/96→09/00 08/96→09/00 08/96→09/00	➔	☐; 10/96→		24.3601-8527.5 240503	ATE - Halter
			➔	☐; 10/96→		24.3601-8528.5 240504	ATE - Halter
			➔	☐; 10/96→		24.3364-1703.5 240309	BOS - Halter
			➔	☐; 10/96→		24.3364-1704.5 240310	BOS - Halter
1.6 i 16V 2.5 24V	70 125	05/98→09/00 06/00→09/00	➔	☐		24.3601-8527.5 240503	ATE - Halter
			➔	☐		24.3601-8528.5 240504	ATE - Halter
			➔	☐		24.3364-1703.5 240309	BOS - Halter
			➔	☐		24.3364-1704.5 240310	BOS - Halter
2.5 24V	125	08/96→09/00	➔	☐; 12/97→		24.3601-8527.5 240503	ATE - Halter
			➔	☐; 12/97→		24.3601-8528.5 240504	ATE - Halter
			➔	☐; 10/96→		24.3364-1703.5 240309	BOS - Halter
			➔	☐; 10/96→		24.3364-1704.5 240310	BOS - Halter
2.5 ST 200	151	05/99→09/00	➔	☐		24.3601-8527.5 240503	ATE - Halter
			➔	☐		24.3601-8528.5 240504	ATE - Halter
			➔	☐; Limousine		24.3364-1703.5 240309	BOS - Halter
			➔	☐; Limousine		24.3364-1704.5 240310	BOS - Halter
			➔	☐; Kombi		24.3364-1705.5 240311	BOS - Halter
			➔	☐; Kombi		24.3364-1706.5 240312	BOS - Halter
<b>Feder, Bremssattel</b>							
1.6 i 1.8 i 1.8 TD 2.0 i	66 85 66 96	08/96→09/00 08/96→09/00 08/96→09/00 08/96→09/00	➔	10/96→	2	11.8116-0301.1 390610	ATE
1.6 i 16V 2.5 24V 2.5 ST 200	70 125 151	05/98→09/00 06/00→09/00 05/99→09/00	➔		2	11.8116-0301.1 390610	ATE
2.5 24V	125	08/96→09/00	➔	10/96→ 11/97	2	11.8116-0143.1 390513	ATE
			➔	12/97→	2	11.8116-0301.1 390610	ATE
<b>Führungshülzensatz, Bremssattel</b>							
1.6 i 1.8 i 1.8 TD 2.0 i	66 85 66 96	08/96→09/00 08/96→09/00 08/96→09/00 08/96→09/00	➔	10/96→		11.0101-5407.2 260011	ATE
1.6 i 16V 2.5 24V 2.5 ST 200	70 125 151	05/98→09/00 06/00→09/00 05/99→09/00	➔			11.0101-5407.2 260011	ATE
↓							

	kW					! #		
<b>FORD - MONDEO II Stufenheck (BFP) 08/96→09/00</b>								
<b>Führungshülzensatz, Bremsattel</b>								
2.5 24V	125	08/96→09/00	←	12/97→		11.0101-5407.2	260011	ATE
			←	10/96→ 11/97		11.0101-5407.2	260011	ATE
<b>Führungsbolzen, Bremsattel</b>								
1.6 i 1.8 i 1.8 TD 2.0 i	66 85 66 96	08/96→09/00 08/96→09/00 08/96→09/00 08/96→09/00	←	10/96→	2	11.8171-0008.1	990049	ATE
1.6 i 16V 2.5 24V 2.5 ST 200	70 125 151	05/98→09/00 06/00→09/00 05/99→09/00	←		2	11.8171-0008.1	990049	ATE
2.5 24V	125	08/96→09/00	←	12/97→	2	11.8171-0008.1	990049	ATE
			←	10/96→ 11/97	2	11.8171-0008.1	990049	ATE
<b>Dichtungssatz, Bremsattel</b>								
1.6 i 1.8 i 1.8 TD 2.0 i	66 85 66 96	08/96→09/00 08/96→09/00 08/96→09/00 08/96→09/00	←	10/96→		11.0441-6007.2	250146	ATE
1.6 i 16V 2.5 24V 2.5 ST 200	70 125 151	05/98→09/00 06/00→09/00 05/99→09/00	←			11.0441-6007.2	250146	ATE
2.5 24V	125	08/96→09/00	←	12/97→		11.0441-6007.2	250146	ATE
			←	10/96→ 11/97		11.0441-6007.2	250146	ATE
<b>Bremsschlauch</b>								
1.6 i 1.8 i 1.8 TD 2.0 i 2.5 24V	66 85 66 96 125	08/96→09/00 08/96→09/00 08/96→09/00 08/96→09/00 08/96→09/00	←	10/96→	2	83.7114-0376.3	330373	L= 370
			→	10/96→; für Fahrzeuge mit Scheibenbremse an der Hinterachse	2	24.5309-0540.3	331368	L= 540
			→	10/96→; für Fahrzeuge mit Trommelbremse an der Hinterachse	2	83.6118-0281.3	330483	L= 280
1.6 i 16V 2.5 24V	70 125	05/98→09/00 06/00→09/00	←		2	83.7114-0376.3	330373	L= 370
			→	für Fahrzeuge mit Scheibenbremse an der Hinterachse	2	24.5309-0540.3	331368	L= 540
			→	für Fahrzeuge mit Trommelbremse an der Hinterachse	2	83.6118-0281.3	330483	L= 280
2.5 ST 200	151	05/99→09/00	→	■; Kombi; für Fahrzeuge mit Scheibenbremse an der Hinterachse		24.5164-0316.3	331210	L= 315
			→	■; Kombi; für Fahrzeuge mit Scheibenbremse an der Hinterachse		24.5164-0317.3	331211	L= 315
			→	Limousine; für Fahrzeuge mit Scheibenbremse an der Hinterachse	2	24.5309-0540.3	331368	L= 540
			→	Kombi; für Fahrzeuge mit Trommelbremse an der Hinterachse	2	83.6114-0300.3	330258	L= 300
			→	Limousine; für Fahrzeuge mit Trommelbremse an der Hinterachse	2	83.6118-0281.3	330483	L= 280
<b>FORD - MONDEO II Turnier (BNP) 08/96→09/00</b>								
<b>Bremssattel</b>								
1.6 i 1.8 i 1.8 TD 2.0 i	66 85 66 96	08/96→09/00 08/96→09/00 08/96→09/00 08/96→09/00	←	■; 10/96→		24.3601-8527.5	240503	ATE - Halter
			←	■; 10/96→		24.3601-8528.5	240504	ATE - Halter
			→	■; 10/96→		24.3364-1705.5	240311	BOS - Halter
			→	■; 10/96→		24.3364-1706.5	240312	BOS - Halter
1.6 i 16V 2.5 24V	70 125	05/98→09/00 10/99→09/00	←	■		24.3601-8527.5	240503	ATE - Halter
			←	■		24.3601-8528.5	240504	ATE - Halter
			→	■		24.3364-1705.5	240311	BOS - Halter
			→	■		24.3364-1706.5	240312	BOS - Halter
2.5 24V	125	08/96→09/00	←	■; 12/97→		24.3601-8527.5	240503	ATE - Halter
			←	■; 12/97→		24.3601-8528.5	240504	ATE - Halter
			→	■; 10/96→		24.3364-1705.5	240311	BOS - Halter
↓								



	kw			 	! #		
<b>FORD - MONDEO II Turnier (BNP) 08/96→09/00</b>							
<b>Bremssattel</b>							
2.5 24V	125	08/96→09/00	➔	☐; 10/96→		24.3364-1706.5 240312	BOS - Halter
2.5 ST 200	151	05/99→09/00	➔	☐		24.3601-8527.5 240503	ATE - Halter
			➔	☐		24.3601-8528.5 240504	ATE - Halter
			➔	☐; Limousine		24.3364-1703.5 240309	BOS - Halter
			➔	☐; Limousine		24.3364-1704.5 240310	BOS - Halter
			➔	☐; Kombi		24.3364-1705.5 240311	BOS - Halter
			➔	☐; Kombi		24.3364-1706.5 240312	BOS - Halter
<b>Feder, Bremssattel</b>							
1.6 i	66	08/96→09/00	➔	10/96→	2	11.8116-0301.1 390610	ATE
1.8 i	85	08/96→09/00					
1.8 TD	66	08/96→09/00					
2.0 i	96	08/96→09/00					
1.6 i 16V	70	05/98→09/00	➔		2	11.8116-0301.1 390610	ATE
2.5 24V	125	10/99→09/00					
2.5 ST 200	151	05/99→09/00					
2.5 24V	125	08/96→09/00	➔	10/96→ 11/97	2	11.8116-0143.1 390513	ATE
			➔	12/97→	2	11.8116-0301.1 390610	ATE
<b>Führungshülzensatz, Bremssattel</b>							
1.6 i	66	08/96→09/00	➔	10/96→		11.0101-5407.2 260011	ATE
1.8 i	85	08/96→09/00					
1.8 TD	66	08/96→09/00					
2.0 i	96	08/96→09/00					
1.6 i 16V	70	05/98→09/00	➔			11.0101-5407.2 260011	ATE
2.5 24V	125	10/99→09/00					
2.5 ST 200	151	05/99→09/00					
2.5 24V	125	08/96→09/00	➔	12/97→		11.0101-5407.2 260011	ATE
			➔	10/96→ 11/97		11.0101-5407.2 260011	ATE
<b>Führungsbolzen, Bremssattel</b>							
1.6 i	66	08/96→09/00	➔	10/96→	2	11.8171-0008.1 990049	ATE
1.8 i	85	08/96→09/00					
1.8 TD	66	08/96→09/00					
2.0 i	96	08/96→09/00					
1.6 i 16V	70	05/98→09/00	➔		2	11.8171-0008.1 990049	ATE
2.5 24V	125	10/99→09/00					
2.5 ST 200	151	05/99→09/00					
2.5 24V	125	08/96→09/00	➔	12/97→	2	11.8171-0008.1 990049	ATE
			➔	10/96→ 11/97	2	11.8171-0008.1 990049	ATE
<b>Dichtungssatz, Bremssattel</b>							
1.6 i	66	08/96→09/00	➔	10/96→		11.0441-6007.2 250146	ATE
1.8 i	85	08/96→09/00					
1.8 TD	66	08/96→09/00					
2.0 i	96	08/96→09/00					
1.6 i 16V	70	05/98→09/00	➔			11.0441-6007.2 250146	ATE
2.5 24V	125	10/99→09/00					
2.5 ST 200	151	05/99→09/00					
2.5 24V	125	08/96→09/00	➔	12/97→		11.0441-6007.2 250146	ATE
			➔	10/96→ 11/97		11.0441-6007.2 250146	ATE
<b>Bremsschlauch</b>							
1.6 i	66	08/96→09/00	➔	10/96→	2	83.7114-0376.3 330373	L= 370
1.8 i	85	08/96→09/00					
1.8 TD	66	08/96→09/00	➔	10/96→ 04/97; für Fahrzeuge mit Scheibenbremse an der Hinterachse	2	24.5164-0315.3 331209	L= 315
2.0 i	96	08/96→09/00					
2.5 24V	125	08/96→09/00	➔	☐; 05/97→; für Fahrzeuge mit Scheibenbremse an der Hinterachse		24.5164-0316.3 331210	L= 315
			➔	☐; 05/97→; für Fahrzeuge mit Scheibenbremse an der Hinterachse		24.5164-0317.3 331211	L= 315
			➔	10/96→ 04/97; für Fahrzeuge mit Trommelbremse an der Hinterachse	2	83.6114-0300.3 330258	L= 300
			➔	05/97→; für Fahrzeuge mit Trommelbremse an der Hinterachse	2	83.6114-0300.3 330258	L= 300
			➔				
1.6 i 16V	70	05/98→09/00	➔		2	83.7114-0376.3 330373	L= 370
↓							

**FORD - MONDEO II Turnier (BNP) 08/96→09/00**

**Bremsschlauch**

2.5 24V	125	10/99→09/00	➔	☐; für Fahrzeuge mit Scheibenbremse an der Hinterachse	24.5164-0316.3	331210	L= 315	
			➔	☐; für Fahrzeuge mit Scheibenbremse an der Hinterachse	24.5164-0317.3	331211	L= 315	
			➔	für Fahrzeuge mit Trommelbremse an der Hinterachse	2	83.6114-0300.3	330258	L= 300
2.5 ST 200	151	05/99→09/00	➔	☐; Kombi; für Fahrzeuge mit Scheibenbremse an der Hinterachse	24.5164-0316.3	331210	L= 315	
			➔	☐; Kombi; für Fahrzeuge mit Scheibenbremse an der Hinterachse	24.5164-0317.3	331211	L= 315	
			➔	Limousine; für Fahrzeuge mit Scheibenbremse an der Hinterachse	2	24.5309-0540.3	331368	L= 540
			➔	Kombi; für Fahrzeuge mit Trommelbremse an der Hinterachse	2	83.6114-0300.3	330258	L= 300
			➔	Limousine; für Fahrzeuge mit Trommelbremse an der Hinterachse	2	83.6118-0281.3	330483	L= 280

**FORD - MONDEO III (B5Y) 10/00→03/07**

**Bremssattel**

1.8 16V	81	10/00→03/07	←	☐	24.3571-1735.5	240385	BOS - Halter
1.8 16V	92	10/00→03/07	←	☐	24.3571-1736.5	240386	BOS - Halter
1.8 SCi	96	06/03→03/07	←	☐	24.3571-1736.5	240386	BOS - Halter
2.0 16V	107	10/00→03/07	➔	☐; → 08/04	24.3384-1713.5	240431	BOS - Halter
2.0 16V DI / TDDi / TDCi	66	10/00→03/07	➔	☐; → 08/04	24.3384-1714.5	240432	BOS - Halter
2.0 16V TDDi / TDCi	85	10/00→03/07	➔	☐; → 08/04	24.3384-1714.5	240432	BOS - Halter
2.0 TDCi	96	10/01→03/07	➔				
2.5 V6 24V	125	10/00→03/07	➔				
ST220	166	04/02→03/07	➔				
2.2 TDCi	110	09/04→03/07	←	☐	24.3571-1735.5	240385	BOS - Halter
2.2 TDCi	114	09/04→03/07	←	☐	24.3571-1736.5	240386	BOS - Halter
3.0 V6 24V	150	09/04→03/07	←	☐	24.3571-1736.5	240386	BOS - Halter

**Bremsschlauch**

1.8 16V	81	10/00→03/07	←		2	83.7188-0446.3	330664	L= 470
1.8 16V	92	10/00→03/07	←		2	83.7188-0446.3	330664	L= 470
1.8 SCi	96	06/03→03/07	➔		2	24.5148-0280.3	331428	L= 280
2.0 16V	107	10/00→03/07	➔					
2.0 16V DI / TDDi / TDCi	66	10/00→03/07	➔					
2.0 16V TDDi / TDCi	85	10/00→03/07	➔					
2.0 TDCi	96	10/01→03/07	➔					
2.2 TDCi	110	09/04→03/07	➔					
2.2 TDCi	114	09/04→03/07	➔					
2.5 V6 24V	125	10/00→03/07	➔					
3.0 V6 24V	150	09/04→03/07	➔					
ST220	166	04/02→03/07	➔					











**FORD - MONDEO III Stufenheck (B4Y) 10/00→09/07**








**Bremssattel**

1.8 16V	81	10/00→03/07	←	☐	24.3571-1735.5	240385	BOS - Halter
1.8 16V	92	10/00→03/07	←	☐	24.3571-1736.5	240386	BOS - Halter
1.8 SCi	96	06/03→03/07	←	☐	24.3571-1736.5	240386	BOS - Halter
2.0 16V	107	10/00→03/07	➔	☐; → 08/04	24.3384-1713.5	240431	BOS - Halter
2.0 16V DI / TDDi / TDCi	66	10/00→03/07	➔	☐; → 08/04	24.3384-1714.5	240432	BOS - Halter
2.0 16V TDDi / TDCi	85	10/00→03/07	➔	☐; → 08/04	24.3384-1714.5	240432	BOS - Halter
2.0 TDCi	96	10/01→03/07	➔				
2.5 V6 24V	125	10/00→03/07	➔				
ST220	166	04/02→03/07	➔				
2.0 DI	92	10/00→03/07	←	☐; 10/01→	24.3571-1735.5	240385	BOS - Halter
			←	☐; 10/01→	24.3571-1736.5	240386	BOS - Halter
2.2 TDCi	110	09/04→03/07	←	☐	24.3571-1735.5	240385	BOS - Halter
2.2 TDCi	114	09/04→03/07	←	☐	24.3571-1736.5	240386	BOS - Halter
3.0 V6 24V	150	09/04→03/07	←	☐	24.3571-1736.5	240386	BOS - Halter








**Bremsschlauch**

1.8 16V	81	10/00→03/07	←		2	83.7188-0446.3	330664	L= 470
1.8 16V	92	10/00→03/07	←		2	83.7188-0446.3	330664	L= 470
1.8 SCi	96	06/03→03/07	➔		2	24.5148-0280.3	331428	L= 280
2.0 16V	107	10/00→03/07	➔					
2.0 16V DI / TDDi / TDCi	66	10/00→03/07	➔					








	kw			 	! #		
<b>FORD - MONDEO III Stufenheck (B4Y) 10/00→09/07</b>							
 <b>Bremsschlauch</b>							
2.0 16V TDDi / TDCi	85	10/00→03/07	←		2	83.7188-0446.3 330664	L= 470
2.0 TDCi	96	10/01→03/07	→		2	24.5148-0280.3 331428	L= 280
2.2 TDCi	110	09/04→03/07					
2.2 TDCi	114	09/04→03/07					
2.5 V6 24V	125	10/00→03/07					
3.0 V6 24V ST220	150 166	09/04→03/07 04/02→03/07					
2.0 DI	92	10/00→03/07	←	10/01→	2	83.7188-0446.3 330664	L= 470
			→	10/01→	2	24.5148-0280.3 331428	L= 280
<b>FORD - MONDEO III Turnier (BWY) 10/00→03/07</b>							
 <b>Bremsattel</b>							
1.8 16V	81	10/00→03/07	←	☐		24.3571-1735.5 240385	BOS - Halter
1.8 16V	92	10/00→03/07	←	☐		24.3571-1736.5 240386	BOS - Halter
1.8 SCi	96	06/03→03/07	←	☐		24.3571-1736.5 240386	BOS - Halter
2.0 16V	107	10/00→03/07	→	☐; → 08/04		24.3384-1757.5 240473	BOS - Halter
2.0 16V DI / TDDi / TDCi	66	10/00→03/07	→	☐; → 08/04		24.3384-1758.5 240474	BOS - Halter
2.0 16V TDDi / TDCi	85	10/00→03/07	→	☐; → 08/04		24.3384-1758.5 240474	BOS - Halter
2.0 TDCi	96	10/01→03/07	→	☐; 09/04→		24.3384-1767.5 240421	BOS - Halter
2.5 V6 24V	125	10/00→03/07	→	☐; 09/04→		24.3384-1767.5 240421	BOS - Halter
ST220	166	04/02→03/07	→	☐; 09/04→		24.3384-1768.5 240422	BOS - Halter
2.2 TDCi	110	09/04→03/07	←	☐		24.3571-1735.5 240385	BOS - Halter
2.2 TDCi	114	09/04→03/07	←	☐		24.3571-1736.5 240386	BOS - Halter
3.0 V6 24V	150	09/04→03/07	←	☐		24.3571-1736.5 240386	BOS - Halter
			→	☐		24.3384-1767.5 240421	BOS - Halter
			→	☐		24.3384-1768.5 240422	BOS - Halter
<b>Bremsschlauch</b>							
1.8 16V	81	10/00→03/07	←		2	83.7188-0446.3 330664	L= 470
1.8 16V	92	10/00→03/07	→		2	24.5148-0280.3 331428	L= 280
1.8 SCi	96	06/03→03/07					
2.0 16V	107	10/00→03/07					
2.0 16V DI / TDDi / TDCi	66	10/00→03/07					
2.0 16V TDDi / TDCi	85	10/00→03/07					
2.0 TDCi	96	10/01→03/07					
2.2 TDCi	110	09/04→03/07					
2.2 TDCi	114	09/04→03/07					
2.5 V6 24V	125	10/00→03/07					
3.0 V6 24V	150	09/04→03/07					
ST220	166	04/02→03/07					
<b>FORD - MONDEO IV (BA7) 03/07→01/15</b>							
 <b>Bremsattel</b>							
1.6 EcoBoost	118	02/11→01/15	←	☐; → 09/14		24.3601-9711.5 241048	ATE - Halter
1.6 TDCi	85	02/11→01/15	←	☐; → 09/14		24.3601-9712.5 241049	ATE - Halter
1.6 Ti	88	07/10→01/15	←	☐; → 09/14		24.3601-9712.5 241049	ATE - Halter
1.8 TDCi	92	06/07→01/15	→	☐; → 09/14		24.3384-1772.5 240606	TRW - Halter
2.0 EcoBoost	176	07/10→01/15					
2.0 Flexifuel	107	03/09→01/15					
2.0 LPG	107	07/09→01/15					
2.0 SCTi	149	03/10→01/15					
2.0 TDCi	85	11/07→01/15					
2.0 TDCi	100	03/07→12/14					
2.0 TDCi	120	03/10→01/15					
2.3	118	07/07→01/15					
1.6 Ti	81	03/07→01/15	←	☐; 04/07→ 09/14		24.3601-9711.5 241048	ATE - Halter
1.6 Ti	92	03/07→01/15	←	☐; 04/07→ 09/14		24.3601-9712.5 241049	ATE - Halter
1.8 TDCi	74	03/07→01/15	←	☐; 04/07→ 09/14		24.3601-9712.5 241049	ATE - Halter
2.0	107	03/07→01/15	→	☐; 04/07→ 09/14		24.3384-1772.5 240606	TRW - Halter
2.0 TDCi	96	03/07→01/15					
2.0 TDCi	103	03/07→01/15					
2.5	162	03/07→01/15					
2.2 TDCi	129	03/08→10/10	←	☐; 04/08→		24.3601-9711.5 241048	ATE - Halter
			←	☐; 04/08→		24.3601-9712.5 241049	ATE - Halter
			→	☐; 04/08→		24.3384-1772.5 240606	TRW - Halter
2.2 TDCi	147	07/10→01/15	←	☐; 11/10→ 09/14		24.3601-9711.5 241048	ATE - Halter
			←	☐; 11/10→ 09/14		24.3601-9712.5 241049	ATE - Halter
			→	☐; 11/10→ 09/14		24.3384-1772.5 240606	TRW - Halter
<b>Halter, Bremsattel</b>							
1.6 EcoBoost	118	02/11→01/15	←	→ 09/14		11.0230-0934.1 260128	ATE
1.6 TDCi	85	02/11→01/15					
1.6 Ti	88	07/10→01/15					
1.8 TDCi	92	06/07→01/15					
↓							








	kw			 	! #		
<b>FORD - MONDEO IV (BA7) 03/07→01/15</b>							
<b>Halter, Bremssattel</b>							
2.0 EcoBoost	176	07/10→01/15	←	→ 09/14		11.0230-0934.1 260128	ATE
2.0 Flexifuel	107	03/09→01/15					
2.0 LPG	107	07/09→01/15					
2.0 SCTi	149	03/10→01/15					
2.0 TDCi	85	11/07→01/15					
2.0 TDCi	100	03/07→12/14					
2.0 TDCi	120	03/10→01/15					
2.3	118	07/07→01/15					
1.6 Ti	81	03/07→01/15	←	04/07→ 09/14		11.0230-0934.1 260128	ATE
1.6 Ti	92	03/07→01/15					
1.8 TDCi	74	03/07→01/15					
2.0	107	03/07→01/15					
2.0 TDCi	96	03/07→01/15					
2.0 TDCi	103	03/07→01/15					
2.5	162	03/07→01/15					
2.2 TDCi	129	03/08→10/10	←	04/08→		11.0230-0934.1 260128	ATE
2.2 TDCi	147	07/10→01/15	←	11/10→ 09/14		11.0230-0934.1 260128	ATE
<b>Feder, Bremssattel</b>							
1.6 EcoBoost	118	02/11→01/15	←	→ 09/14	2	11.8116-0206.1 390593	ATE
1.6 TDCi	85	02/11→01/15					
1.6 Ti	88	07/10→01/15					
1.8 TDCi	92	06/07→01/15					
2.0 EcoBoost	176	07/10→01/15					
2.0 Flexifuel	107	03/09→01/15					
2.0 LPG	107	07/09→01/15					
2.0 SCTi	149	03/10→01/15					
2.0 TDCi	85	11/07→01/15					
2.0 TDCi	100	03/07→12/14					
2.0 TDCi	120	03/10→01/15					
2.3	118	07/07→01/15					
1.6 Ti	81	03/07→01/15	←	04/07→ 09/14	2	11.8116-0206.1 390593	ATE
1.6 Ti	92	03/07→01/15					
1.8 TDCi	74	03/07→01/15					
2.0	107	03/07→01/15					
2.0 TDCi	96	03/07→01/15					
2.0 TDCi	103	03/07→01/15					
2.5	162	03/07→01/15					
2.2 TDCi	129	03/08→10/10	←	04/08→	2	11.8116-0206.1 390593	ATE
2.2 TDCi	147	07/10→01/15	←	11/10→ 09/14	2	11.8116-0206.1 390593	ATE
<b>Führungshülzensatz, Bremssattel</b>							
1.6 EcoBoost	118	02/11→01/15	←	→ 09/14		11.0101-5704.2 260095	ATE
2.0 EcoBoost	176	07/10→01/15					
1.6 TDCi	85	02/11→01/15	←	→ 09/14		11.0101-5407.2 260011	ATE
1.6 Ti	88	07/10→01/15					
1.8 TDCi	92	06/07→01/15					
2.0 Flexifuel	107	03/09→01/15					
2.0 LPG	107	07/09→01/15					
2.0 SCTi	149	03/10→01/15					
2.0 TDCi	85	11/07→01/15					
2.0 TDCi	100	03/07→12/14					
2.0 TDCi	120	03/10→01/15					
2.3	118	07/07→01/15					
1.6 Ti	81	03/07→01/15	←	04/07→ 09/14		11.0101-5407.2 260011	ATE
1.6 Ti	92	03/07→01/15					
1.8 TDCi	74	03/07→01/15					
2.0	107	03/07→01/15					
2.0 TDCi	96	03/07→01/15					
2.0 TDCi	103	03/07→01/15					
2.2 TDCi	129	03/08→10/10	←	04/08→		11.0101-5704.2 260095	ATE
2.2 TDCi	147	07/10→01/15	←	11/10→ 09/14		11.0101-5704.2 260095	ATE
2.5	162	03/07→01/15	←	04/07→ 09/14		11.0101-5704.2 260095	ATE
<b>Führungsbolzen, Bremssattel</b>							
1.6 EcoBoost	118	02/11→01/15		→ 09/14	2	11.8171-0008.1 990049	ATE
1.6 TDCi	85	02/11→01/15					
1.6 Ti	88	07/10→01/15					
1.8 TDCi	92	06/07→01/15					
2.0 EcoBoost	176	07/10→01/15					
2.0 Flexifuel	107	03/09→01/15					
2.0 LPG	107	07/09→01/15					
2.0 SCTi	149	03/10→01/15					
2.0 TDCi	85	11/07→01/15					
2.0 TDCi	100	03/07→12/14					
2.0 TDCi	120	03/10→01/15					
2.3	118	07/07→01/15					
1.6 Ti	81	03/07→01/15		04/07→ 09/14	2	11.8171-0008.1 990049	ATE
↓							



















	kw			 	! #		
<b>FORD - MONDEO IV (BA7) 03/07→01/15</b>							
<b>Führungsbolzen, Bremsattel</b>							
1.6 Ti	92	03/07→01/15		04/07→ 09/14	2	11.8171-0008.1 990049	ATE
1.8 TDCi	74	03/07→01/15					
2.0	107	03/07→01/15					
2.0 TDCi	96	03/07→01/15					
2.0 TDCi	103	03/07→01/15					
2.5	162	03/07→01/15					
2.2 TDCi	129	03/08→10/10		04/08→	2	11.8171-0008.1 990049	ATE
2.2 TDCi	147	07/10→01/15		11/10→ 09/14	2	11.8171-0008.1 990049	ATE
<b>Dichtungssatz, Bremsattel</b>							
1.6 EcoBoost	118	02/11→01/15	←	→ 09/14		11.0441-6008.2 250038	ATE für Kolben-Ø [mm]: 60
1.6 TDCi	85	02/11→01/15					
1.6 Ti	88	07/10→01/15					
1.8 TDCi	92	06/07→01/15					
2.0 EcoBoost	176	07/10→01/15					
2.0 Flexifuel	107	03/09→01/15					
2.0 LPG	107	07/09→01/15					
2.0 SCTi	149	03/10→01/15					
2.0 TDCi	85	11/07→01/15					
2.0 TDCi	100	03/07→12/14					
2.0 TDCi	120	03/10→01/15					
2.3	118	07/07→01/15					
1.6 Ti	81	03/07→01/15	←	04/07→ 09/14		11.0441-6008.2 250038	ATE für Kolben-Ø [mm]: 60
1.6 Ti	92	03/07→01/15					
1.8 TDCi	74	03/07→01/15					
2.0	107	03/07→01/15					
2.0 TDCi	96	03/07→01/15					
2.0 TDCi	103	03/07→01/15					
2.5	162	03/07→01/15					
2.2 TDCi	129	03/08→10/10	←	04/08→		11.0441-6008.2 250038	ATE für Kolben-Ø [mm]: 60
2.2 TDCi	147	07/10→01/15	←	11/10→ 09/14		11.0441-6008.2 250038	ATE für Kolben-Ø [mm]: 60
<b>Bremsschlauch</b>							
1.6 EcoBoost	118	02/11→01/15	←	→ 09/14	2	24.5162-0390.3 331199	L= 390
1.6 TDCi	85	02/11→01/15					
1.6 Ti	88	07/10→01/15	→	☐; → 09/14; + eFSB		24.1294-0010.3 331253	L= 185 mit Rohrleitung
1.8 TDCi	92	06/07→01/15	→	☐; → 09/14; + eFSB		24.1294-0011.3 331254	L= 180 mit Rohrleitung
2.0 EcoBoost	176	07/10→01/15					
2.0 Flexifuel	107	03/09→01/15	→	→ 09/14; - eFSB	2	24.5163-0155.3 331204	L= 155
2.0 LPG	107	07/09→01/15					
2.0 SCTi	149	03/10→01/15					
2.0 TDCi	85	11/07→01/15					
2.0 TDCi	100	03/07→12/14					
2.0 TDCi	120	03/10→01/15					
2.3	118	07/07→01/15					
1.6 Ti	81	03/07→01/15	←	04/07→ 09/14	2	24.5162-0390.3 331199	L= 390
1.6 Ti	92	03/07→01/15					
1.8 TDCi	74	03/07→01/15	→	☐; 04/07→ 09/14; + eFSB		24.1294-0010.3 331253	L= 185 mit Rohrleitung
2.0	107	03/07→01/15	→	☐; 04/07→ 09/14; + eFSB		24.1294-0011.3 331254	L= 180 mit Rohrleitung
2.0 TDCi	96	03/07→01/15	→	04/07→ 09/14; - eFSB	2	24.5163-0155.3 331204	L= 155
2.0 TDCi	103	03/07→01/15					
2.5	162	03/07→01/15					
2.2 TDCi	129	03/08→10/10	←	04/08→	2	24.5162-0390.3 331199	L= 390
			→	☐; 04/08→; + eFSB		24.1294-0010.3 331253	L= 185 mit Rohrleitung
			→	☐; 04/08→; + eFSB		24.1294-0011.3 331254	L= 180 mit Rohrleitung
			→	04/08→; - eFSB	2	24.5163-0155.3 331204	L= 155
2.2 TDCi	147	07/10→01/15	←	11/10→ 09/14	2	24.5162-0390.3 331199	L= 390
			→	☐; 11/10→ 09/14; + eFSB		24.1294-0010.3 331253	L= 185 mit Rohrleitung
			→	☐; 11/10→ 09/14; + eFSB		24.1294-0011.3 331254	L= 180 mit Rohrleitung
			→	11/10→ 09/14; - eFSB	2	24.5163-0155.3 331204	L= 155
<b>FORD - MONDEO IV Stufenheck (BA7) 03/07→01/15</b>							
<b>Bremssattel</b>							
1.6 EcoBoost	118	11/10→01/15	←	☐; 02/11→ 09/14		24.3601-9711.5 241048	ATE - Halter
1.6 TDCi	85	12/10→01/15	←	☐; 02/11→ 09/14		24.3601-9712.5 241049	ATE - Halter
			→	☐; 02/11→ 09/14		24.3384-1772.5 240606	TRW - Halter
1.6 Ti	81	03/07→01/15	←	☐; 04/07→ 09/14		24.3601-9711.5 241048	ATE - Halter
1.6 Ti	92	03/07→01/15					
1.8 TDCi	74	03/07→01/15	←	☐; 04/07→ 09/14		24.3601-9712.5 241049	ATE - Halter
2.0	107	03/07→01/15					
2.0 TDCi	96	03/07→01/15	→	☐; 04/07→ 09/14		24.3384-1772.5 240606	TRW - Halter
2.0 TDCi	103	03/07→01/15					
2.5	162	03/07→01/15					
↓							


















	kw			 	! #		
<b>FORD - MONDEO IV Stufenheck (BA7) 03/07→01/15</b>							
<b>Bremssattel</b>							
1.6 Ti	88	03/10→01/15	←	☐; → 09/14		24.3601-9711.5 241048	ATE - Halter
1.8 TDCi	92	06/07→01/15	←	☐; → 09/14		24.3601-9712.5 241049	ATE - Halter
2.0 Flexifuel	107	03/09→01/15	←	☐; → 09/14		24.3601-9712.5 241049	ATE - Halter
2.0 LPG	107	07/09→01/15	→	☐; → 09/14		24.3384-1772.5 240606	TRW - Halter
2.0 SCTI	149	03/10→01/15	→	☐; → 09/14		24.3384-1772.5 240606	TRW - Halter
2.0 TDCi	85	11/07→01/15	→	☐; → 09/14		24.3384-1772.5 240606	TRW - Halter
2.0 TDCi	120	03/10→01/15	→	☐; → 09/14		24.3384-1772.5 240606	TRW - Halter
2.3	118	07/07→01/15	→	☐; → 09/14		24.3384-1772.5 240606	TRW - Halter
2.0 EcoBoost	176	03/10→09/14	←	☐		24.3601-9711.5 241048	ATE - Halter
2.0 TDCi	100	08/08→12/14	←	☐		24.3601-9712.5 241049	ATE - Halter
			→	☐		24.3384-1772.5 240606	TRW - Halter
2.2 TDCi	129	03/08→10/10	←	☐; 04/08→		24.3601-9711.5 241048	ATE - Halter
			←	☐; 04/08→		24.3601-9712.5 241049	ATE - Halter
			→	☐; 04/08→		24.3384-1772.5 240606	TRW - Halter
2.2 TDCi	147	10/10→01/15	←	☐; 11/10→ 09/14		24.3601-9711.5 241048	ATE - Halter
			←	☐; 11/10→ 09/14		24.3601-9712.5 241049	ATE - Halter
			→	☐; 11/10→ 09/14		24.3384-1772.5 240606	TRW - Halter
<b>Halter, Bremssattel</b>							
1.6 EcoBoost	118	11/10→01/15	←	02/11→ 09/14		11.0230-0934.1 260128	ATE
1.6 TDCi	85	12/10→01/15	←	02/11→ 09/14		11.0230-0934.1 260128	ATE
1.6 Ti	81	03/07→01/15	←	04/07→ 09/14		11.0230-0934.1 260128	ATE
1.6 Ti	92	03/07→01/15	←	04/07→ 09/14		11.0230-0934.1 260128	ATE
1.8 TDCi	74	03/07→01/15	←	04/07→ 09/14		11.0230-0934.1 260128	ATE
2.0	107	03/07→01/15	←	04/07→ 09/14		11.0230-0934.1 260128	ATE
2.0 TDCi	96	03/07→01/15	←	04/07→ 09/14		11.0230-0934.1 260128	ATE
2.0 TDCi	103	03/07→01/15	←	04/07→ 09/14		11.0230-0934.1 260128	ATE
2.5	162	03/07→01/15	←	04/07→ 09/14		11.0230-0934.1 260128	ATE
1.6 Ti	88	03/10→01/15	←	→ 09/14		11.0230-0934.1 260128	ATE
1.8 TDCi	92	06/07→01/15	←	→ 09/14		11.0230-0934.1 260128	ATE
2.0 Flexifuel	107	03/09→01/15	←	→ 09/14		11.0230-0934.1 260128	ATE
2.0 LPG	107	07/09→01/15	→	→ 09/14		11.0230-0934.1 260128	ATE
2.0 SCTI	149	03/10→01/15	→	→ 09/14		11.0230-0934.1 260128	ATE
2.0 TDCi	85	11/07→01/15	→	→ 09/14		11.0230-0934.1 260128	ATE
2.0 TDCi	120	03/10→01/15	→	→ 09/14		11.0230-0934.1 260128	ATE
2.3	118	07/07→01/15	→	→ 09/14		11.0230-0934.1 260128	ATE
2.0 EcoBoost	176	03/10→09/14	←			11.0230-0934.1 260128	ATE
2.0 TDCi	100	08/08→12/14	←			11.0230-0934.1 260128	ATE
2.2 TDCi	129	03/08→10/10	←	04/08→		11.0230-0934.1 260128	ATE
2.2 TDCi	147	10/10→01/15	←	11/10→ 09/14		11.0230-0934.1 260128	ATE
<b>Feder, Bremssattel</b>							
1.6 EcoBoost	118	11/10→01/15	←	02/11→ 09/14	2	11.8116-0206.1 390593	ATE
1.6 TDCi	85	12/10→01/15	←	02/11→ 09/14	2	11.8116-0206.1 390593	ATE
1.6 Ti	81	03/07→01/15	←	04/07→ 09/14	2	11.8116-0206.1 390593	ATE
1.6 Ti	92	03/07→01/15	←	04/07→ 09/14	2	11.8116-0206.1 390593	ATE
1.8 TDCi	74	03/07→01/15	←	04/07→ 09/14	2	11.8116-0206.1 390593	ATE
2.0	107	03/07→01/15	←	04/07→ 09/14	2	11.8116-0206.1 390593	ATE
2.0 TDCi	96	03/07→01/15	←	04/07→ 09/14	2	11.8116-0206.1 390593	ATE
2.0 TDCi	103	03/07→01/15	←	04/07→ 09/14	2	11.8116-0206.1 390593	ATE
2.5	162	03/07→01/15	←	04/07→ 09/14	2	11.8116-0206.1 390593	ATE
1.6 Ti	88	03/10→01/15	←	→ 09/14	2	11.8116-0206.1 390593	ATE
1.8 TDCi	92	06/07→01/15	←	→ 09/14	2	11.8116-0206.1 390593	ATE
2.0 Flexifuel	107	03/09→01/15	←	→ 09/14	2	11.8116-0206.1 390593	ATE
2.0 LPG	107	07/09→01/15	→	→ 09/14	2	11.8116-0206.1 390593	ATE
2.0 SCTI	149	03/10→01/15	→	→ 09/14	2	11.8116-0206.1 390593	ATE
2.0 TDCi	85	11/07→01/15	→	→ 09/14	2	11.8116-0206.1 390593	ATE
2.0 TDCi	120	03/10→01/15	→	→ 09/14	2	11.8116-0206.1 390593	ATE
2.3	118	07/07→01/15	→	→ 09/14	2	11.8116-0206.1 390593	ATE
2.0 EcoBoost	176	03/10→09/14	←		2	11.8116-0206.1 390593	ATE
2.0 TDCi	100	08/08→12/14	←		2	11.8116-0206.1 390593	ATE
2.2 TDCi	129	03/08→10/10	←	04/08→	2	11.8116-0206.1 390593	ATE
2.2 TDCi	147	10/10→01/15	←	11/10→ 09/14	2	11.8116-0206.1 390593	ATE
<b>Führungshülzensatz, Bremssattel</b>							
1.6 EcoBoost	118	11/10→01/15	←	02/11→ 09/14		11.0101-5704.2 260095	ATE
1.6 TDCi	85	12/10→01/15	←	02/11→ 09/14		11.0101-5407.2 260011	ATE
1.6 Ti	81	03/07→01/15	←	04/07→ 09/14		11.0101-5407.2 260011	ATE
1.6 Ti	92	03/07→01/15	←	04/07→ 09/14		11.0101-5407.2 260011	ATE
1.8 TDCi	74	03/07→01/15	←	04/07→ 09/14		11.0101-5407.2 260011	ATE
2.0	107	03/07→01/15	←	04/07→ 09/14		11.0101-5407.2 260011	ATE
2.0 TDCi	96	03/07→01/15	←	04/07→ 09/14		11.0101-5407.2 260011	ATE
2.0 TDCi	103	03/07→01/15	←	04/07→ 09/14		11.0101-5407.2 260011	ATE
↓							

	kw			 	! #		
<b>FORD - MONDEO IV Stufenheck (BA7) 03/07→01/15</b>							
<b>Führungshülzensatz, Bremsattel</b>							
1.6 Ti	88	03/10→01/15	←	→ 09/14		11.0101-5407.2 260011	ATE
1.8 TDCi	92	06/07→01/15					
2.0 Flexifuel	107	03/09→01/15					
2.0 LPG	107	07/09→01/15					
2.0 SCTI	149	03/10→01/15					
2.0 TDCi	85	11/07→01/15					
2.0 TDCi	120	03/10→01/15					
2.3	118	07/07→01/15					
2.0 EcoBoost	176	03/10→09/14	←			11.0101-5704.2 260095	ATE
2.0 TDCi	100	08/08→12/14	←			11.0101-5407.2 260011	ATE
2.2 TDCi	129	03/08→10/10	←	04/08→		11.0101-5704.2 260095	ATE
2.2 TDCi	147	10/10→01/15	←	11/10→ 09/14		11.0101-5704.2 260095	ATE
2.5	162	03/07→01/15	←	04/07→ 09/14		11.0101-5704.2 260095	ATE
<b>Führungsbolzen, Bremsattel</b>							
1.6 EcoBoost	118	11/10→01/15		02/11→ 09/14	2	11.8171-0008.1 990049	ATE
1.6 TDCi	85	12/10→01/15					
1.6 Ti	81	03/07→01/15		04/07→ 09/14	2	11.8171-0008.1 990049	ATE
1.6 Ti	92	03/07→01/15					
1.8 TDCi	74	03/07→01/15					
2.0	107	03/07→01/15					
2.0 TDCi	96	03/07→01/15					
2.0 TDCi	103	03/07→01/15					
2.5	162	03/07→01/15					
1.6 Ti	88	03/10→01/15		→ 09/14	2	11.8171-0008.1 990049	ATE
1.8 TDCi	92	06/07→01/15					
2.0 Flexifuel	107	03/09→01/15					
2.0 LPG	107	07/09→01/15					
2.0 SCTI	149	03/10→01/15					
2.0 TDCi	85	11/07→01/15					
2.0 TDCi	120	03/10→01/15					
2.3	118	07/07→01/15					
2.0 EcoBoost	176	03/10→09/14			2	11.8171-0008.1 990049	ATE
2.0 TDCi	100	08/08→12/14					
2.2 TDCi	129	03/08→10/10		04/08→	2	11.8171-0008.1 990049	ATE
2.2 TDCi	147	10/10→01/15		11/10→ 09/14	2	11.8171-0008.1 990049	ATE
<b>Dichtungssatz, Bremsattel</b>							
1.6 EcoBoost	118	11/10→01/15	←	02/11→ 09/14		11.0441-6008.2 250038	ATE für Kolben-Ø [mm]: 60
1.6 TDCi	85	12/10→01/15					
1.6 Ti	81	03/07→01/15	←	04/07→ 09/14		11.0441-6008.2 250038	ATE für Kolben-Ø [mm]: 60
1.6 Ti	92	03/07→01/15					
1.8 TDCi	74	03/07→01/15					
2.0	107	03/07→01/15					
2.0 TDCi	96	03/07→01/15					
2.0 TDCi	103	03/07→01/15					
2.5	162	03/07→01/15					
1.6 Ti	88	03/10→01/15	←	→ 09/14		11.0441-6008.2 250038	ATE für Kolben-Ø [mm]: 60
1.8 TDCi	92	06/07→01/15					
2.0 Flexifuel	107	03/09→01/15					
2.0 LPG	107	07/09→01/15					
2.0 SCTI	149	03/10→01/15					
2.0 TDCi	85	11/07→01/15					
2.0 TDCi	120	03/10→01/15					
2.3	118	07/07→01/15					
2.0 EcoBoost	176	03/10→09/14	←			11.0441-6008.2 250038	ATE für Kolben-Ø [mm]: 60
2.0 TDCi	100	08/08→12/14					
2.2 TDCi	129	03/08→10/10	←	04/08→		11.0441-6008.2 250038	ATE für Kolben-Ø [mm]: 60
2.2 TDCi	147	10/10→01/15	←	11/10→ 09/14		11.0441-6008.2 250038	ATE für Kolben-Ø [mm]: 60
<b>Bremsschlauch</b>							
1.6 EcoBoost	118	11/10→01/15	←	02/11→ 09/14	2	24.5162-0390.3 331199	L= 390
1.6 TDCi	85	12/10→01/15	→	☐; 02/11→ 09/14; + eFSB		24.1294-0010.3 331253	L= 185 mit Rohrleitung
			→	☐; 02/11→ 09/14; + eFSB		24.1294-0011.3 331254	L= 180 mit Rohrleitung
			→	02/11→ 09/14; - eFSB	2	24.5163-0155.3 331204	L= 155
1.6 Ti	81	03/07→01/15	←	04/07→ 09/14	2	24.5162-0390.3 331199	L= 390
1.6 Ti	92	03/07→01/15					
1.8 TDCi	74	03/07→01/15	→	☐; 04/07→ 09/14; + eFSB		24.1294-0010.3 331253	L= 185 mit Rohrleitung
2.0	107	03/07→01/15	→	☐; 04/07→ 09/14; + eFSB		24.1294-0011.3 331254	L= 180 mit Rohrleitung
2.0 TDCi	96	03/07→01/15					
2.0 TDCi	103	03/07→01/15	→	04/07→ 09/14; - eFSB	2	24.5163-0155.3 331204	L= 155
2.5	162	03/07→01/15					
1.6 Ti	88	03/10→01/15	←	→ 09/14	2	24.5162-0390.3 331199	L= 390
1.8 TDCi	92	06/07→01/15					










	kw			 	! #		
<b>FORD - MONDEO IV Stufenheck (BA7) 03/07→01/15</b>							
 <b>Bremsschlauch</b>							
2.0 Flexifuel	107	03/09→01/15	➡	☐; → 09/14; + eFSB		24.1294-0010.3 331253	L= 185 mit Rohrleitung
2.0 LPG	107	07/09→01/15	➡	☐; → 09/14; + eFSB		24.1294-0011.3 331254	L= 180 mit Rohrleitung
2.0 SCTi	149	03/10→01/15	➡	☐; → 09/14; + eFSB		24.1294-0011.3 331254	L= 180 mit Rohrleitung
2.0 TDCi	85	11/07→01/15	➡	→ 09/14; - eFSB	2	24.5163-0155.3 331204	L= 155
2.0 TDCi	120	03/10→01/15	➡				
2.3	118	07/07→01/15	➡				
2.0 EcoBoost	176	03/10→09/14	←		2	24.5162-0390.3 331199	L= 390
2.0 TDCi	100	08/08→12/14	➡	☐; + eFSB		24.1294-0010.3 331253	L= 185 mit Rohrleitung
			➡	☐; + eFSB		24.1294-0011.3 331254	L= 180 mit Rohrleitung
			➡	- eFSB	2	24.5163-0155.3 331204	L= 155
2.2 TDCi	129	03/08→10/10	←	04/08→	2	24.5162-0390.3 331199	L= 390
			➡	☐; 04/08→; + eFSB		24.1294-0010.3 331253	L= 185 mit Rohrleitung
			➡	☐; 04/08→; + eFSB		24.1294-0011.3 331254	L= 180 mit Rohrleitung
			➡	04/08→; - eFSB	2	24.5163-0155.3 331204	L= 155
2.2 TDCi	147	10/10→01/15	←	11/10→ 09/14	2	24.5162-0390.3 331199	L= 390
			➡	☐; 11/10→ 09/14; + eFSB		24.1294-0010.3 331253	L= 185 mit Rohrleitung
			➡	☐; 11/10→ 09/14; + eFSB		24.1294-0011.3 331254	L= 180 mit Rohrleitung
			➡	11/10→ 09/14; - eFSB	2	24.5163-0155.3 331204	L= 155
<b>FORD - MONDEO IV Turnier (BA7) 03/07→01/15</b>							
 <b>Bremssattel</b>							
1.6 EcoBoost	118	02/11→01/15	←	☐; → 09/14		24.3601-9711.5 241048	ATE - Halter
1.6 TDCi	85	02/11→01/15	←	☐; → 09/14		24.3601-9712.5 241049	ATE - Halter
1.6 Ti	88	07/10→01/15	←	☐; → 09/14		24.3601-9712.5 241049	ATE - Halter
2.0 EcoBoost	176	07/10→01/15	➡	☐; → 09/14		24.3384-1772.5 240606	TRW - Halter
2.0 Flexifuel	107	03/09→01/15	➡				
2.0 LPG	107	07/09→01/15	➡				
2.0 SCTi	149	03/10→01/15	➡				
2.0 TDCi	85	11/07→01/15	➡				
2.0 TDCi	100	03/07→12/14	➡				
2.0 TDCi	120	03/10→01/15	➡				
2.3	118	07/07→01/15	➡				
1.6 Ti	81	03/07→12/12	←	☐; 04/07→		24.3601-9711.5 241048	ATE - Halter
1.6 Ti	92	03/07→12/10	←	☐; 04/07→		24.3601-9712.5 241049	ATE - Halter
1.8 TDCi	74	03/07→12/12	←	☐; 04/07→		24.3601-9712.5 241049	ATE - Halter
2.0 TDCi	96	03/07→12/12	➡	☐; 04/07→		24.3384-1772.5 240606	TRW - Halter
2.5	162	03/07→12/12	➡				
1.8 TDCi	92	06/07→12/12	←	☐		24.3601-9711.5 241048	ATE - Halter
			←	☐		24.3601-9712.5 241049	ATE - Halter
			➡	☐		24.3384-1772.5 240606	TRW - Halter
2.0	107	03/07→01/15	←	☐; 04/07→ 09/14		24.3601-9711.5 241048	ATE - Halter
2.0 TDCi	103	03/07→01/15	←	☐; 04/07→ 09/14		24.3601-9712.5 241049	ATE - Halter
			➡	☐; 04/07→ 09/14		24.3384-1772.5 240606	TRW - Halter
2.2 TDCi	129	03/08→10/10	←	☐; 04/08→		24.3601-9711.5 241048	ATE - Halter
			←	☐; 04/08→		24.3601-9712.5 241049	ATE - Halter
			➡	☐; 04/08→		24.3384-1772.5 240606	TRW - Halter
2.2 TDCi	147	07/10→01/15	←	☐; 11/10→ 09/14		24.3601-9711.5 241048	ATE - Halter
			←	☐; 11/10→ 09/14		24.3601-9712.5 241049	ATE - Halter
			➡	☐; 11/10→ 09/14		24.3384-1772.5 240606	TRW - Halter
<b>Halter, Bremssattel</b>							
1.6 EcoBoost	118	02/11→01/15	←	→ 09/14		11.0230-0934.1 260128	ATE
1.6 TDCi	85	02/11→01/15	←				
1.6 Ti	88	07/10→01/15	←				
2.0 EcoBoost	176	07/10→01/15	➡				
2.0 Flexifuel	107	03/09→01/15	➡				
2.0 LPG	107	07/09→01/15	➡				
2.0 SCTi	149	03/10→01/15	➡				
2.0 TDCi	85	11/07→01/15	➡				
2.0 TDCi	100	03/07→12/14	➡				
2.0 TDCi	120	03/10→01/15	➡				
2.3	118	07/07→01/15	➡				
1.6 Ti	81	03/07→12/12	←	04/07→		11.0230-0934.1 260128	ATE
1.6 Ti	92	03/07→12/10	←				
1.8 TDCi	74	03/07→12/12	←				
2.0 TDCi	96	03/07→12/12	➡				
2.5	162	03/07→12/12	➡				
↓							

	kw			 	! #		
<b>FORD - MONDEO IV Turnier (BA7) 03/07→01/15</b>							
<b>Halter, Bremssattel</b>							
1.8 TDCi	92	06/07→12/12	←			11.0230-0934.1 260128	ATE
2.0	107	03/07→01/15	←	04/07→ 09/14		11.0230-0934.1 260128	ATE
2.0 TDCi	103	03/07→01/15					
2.2 TDCi	129	03/08→10/10	←	04/08→		11.0230-0934.1 260128	ATE
2.2 TDCi	147	07/10→01/15	←	11/10→ 09/14		11.0230-0934.1 260128	ATE
<b>Feder, Bremssattel</b>							
1.6 EcoBoost	118	02/11→01/15	←	→ 09/14	2	11.8116-0206.1 390593	ATE
1.6 TDCi	85	02/11→01/15					
1.6 Ti	88	07/10→01/15					
2.0 EcoBoost	176	07/10→01/15					
2.0 Flexifuel	107	03/09→01/15					
2.0 LPG	107	07/09→01/15					
2.0 SCTi	149	03/10→01/15					
2.0 TDCi	85	11/07→01/15					
2.0 TDCi	100	03/07→12/14					
2.0 TDCi	120	03/10→01/15					
2.3	118	07/07→01/15					
1.6 Ti	81	03/07→12/12	←	04/07→	2	11.8116-0206.1 390593	ATE
1.6 Ti	92	03/07→12/10					
1.8 TDCi	74	03/07→12/12					
2.0 TDCi	96	03/07→12/12					
2.5	162	03/07→12/12					
1.8 TDCi	92	06/07→12/12	←		2	11.8116-0206.1 390593	ATE
2.0	107	03/07→01/15	←	04/07→ 09/14	2	11.8116-0206.1 390593	ATE
2.0 TDCi	103	03/07→01/15					
2.2 TDCi	129	03/08→10/10	←	04/08→	2	11.8116-0206.1 390593	ATE
2.2 TDCi	147	07/10→01/15	←	11/10→ 09/14	2	11.8116-0206.1 390593	ATE
<b>Führungshülzensatz, Bremssattel</b>							
1.6 EcoBoost	118	02/11→01/15	←	→ 09/14		11.0101-5704.2 260095	ATE
2.0 EcoBoost	176	07/10→01/15					
1.6 TDCi	85	02/11→01/15	←	→ 09/14		11.0101-5407.2 260011	ATE
1.6 Ti	88	07/10→01/15					
2.0 Flexifuel	107	03/09→01/15					
2.0 LPG	107	07/09→01/15					
2.0 SCTi	149	03/10→01/15					
2.0 TDCi	85	11/07→01/15					
2.0 TDCi	100	03/07→12/14					
2.0 TDCi	120	03/10→01/15					
2.3	118	07/07→01/15					
1.6 Ti	81	03/07→12/12	←	04/07→		11.0101-5407.2 260011	ATE
1.6 Ti	92	03/07→12/10					
1.8 TDCi	74	03/07→12/12					
2.0 TDCi	96	03/07→12/12					
1.8 TDCi	92	06/07→12/12	←			11.0101-5407.2 260011	ATE
2.0	107	03/07→01/15	←	04/07→ 09/14		11.0101-5407.2 260011	ATE
2.0 TDCi	103	03/07→01/15					
2.2 TDCi	129	03/08→10/10	←	04/08→		11.0101-5704.2 260095	ATE
2.2 TDCi	147	07/10→01/15	←	11/10→ 09/14		11.0101-5704.2 260095	ATE
2.5	162	03/07→12/12	←	04/07→		11.0101-5704.2 260095	ATE
<b>Führungsbolzen, Bremssattel</b>							
1.6 EcoBoost	118	02/11→01/15		→ 09/14	2	11.8171-0008.1 990049	ATE
1.6 TDCi	85	02/11→01/15					
1.6 Ti	88	07/10→01/15					
2.0 EcoBoost	176	07/10→01/15					
2.0 Flexifuel	107	03/09→01/15					
2.0 LPG	107	07/09→01/15					
2.0 SCTi	149	03/10→01/15					
2.0 TDCi	85	11/07→01/15					
2.0 TDCi	100	03/07→12/14					
2.0 TDCi	120	03/10→01/15					
2.3	118	07/07→01/15					
1.6 Ti	81	03/07→12/12		04/07→	2	11.8171-0008.1 990049	ATE
1.6 Ti	92	03/07→12/10					
1.8 TDCi	74	03/07→12/12					
2.0 TDCi	96	03/07→12/12					
2.5	162	03/07→12/12					
1.8 TDCi	92	06/07→12/12			2	11.8171-0008.1 990049	ATE
2.0	107	03/07→01/15		04/07→ 09/14	2	11.8171-0008.1 990049	ATE
2.0 TDCi	103	03/07→01/15					
2.2 TDCi	129	03/08→10/10		04/08→	2	11.8171-0008.1 990049	ATE
2.2 TDCi	147	07/10→01/15		11/10→ 09/14	2	11.8171-0008.1 990049	ATE
↓							








	kw			 	! #		
<b>FORD - MONDEO IV Turnier (BA7) 03/07→01/15</b>							
<b>Dichtungssatz, Bremssattel</b>							
1.6 EcoBoost	118	02/11→01/15	←	→ 09/14		11.0441-6008.2 250038	ATE für Kolben-Ø [mm]: 60
1.6 TDCi	85	02/11→01/15					
1.6 Ti	88	07/10→01/15					
2.0 EcoBoost	176	07/10→01/15					
2.0 Flexifuel	107	03/09→01/15					
2.0 LPG	107	07/09→01/15					
2.0 SCTi	149	03/10→01/15					
2.0 TDCi	85	11/07→01/15					
2.0 TDCi	100	03/07→12/14					
2.0 TDCi	120	03/10→01/15					
2.3	118	07/07→01/15					
1.6 Ti	81	03/07→12/12	←	04/07→		11.0441-6008.2 250038	ATE für Kolben-Ø [mm]: 60
1.6 Ti	92	03/07→12/10					
1.8 TDCi	74	03/07→12/12					
2.0 TDCi	96	03/07→12/12					
2.5	162	03/07→12/12					
1.8 TDCi	92	06/07→12/12	←			11.0441-6008.2 250038	ATE für Kolben-Ø [mm]: 60
2.0	107	03/07→01/15	←	04/07→ 09/14		11.0441-6008.2 250038	ATE für Kolben-Ø [mm]: 60
2.0 TDCi	103	03/07→01/15					
2.2 TDCi	129	03/08→10/10	←	04/08→		11.0441-6008.2 250038	ATE für Kolben-Ø [mm]: 60
2.2 TDCi	147	07/10→01/15	←	11/10→ 09/14		11.0441-6008.2 250038	ATE für Kolben-Ø [mm]: 60
<b>Bremsschlauch</b>							
1.6 EcoBoost	118	02/11→01/15	←	→ 09/14	2	24.5162-0390.3 331199	L= 390
1.6 TDCi	85	02/11→01/15					
1.6 Ti	88	07/10→01/15	→	☐; → 09/14; + eFSB		24.1294-0010.3 331253	L= 185 mit Rohrleitung
2.0 EcoBoost	176	07/10→01/15	→	☐; → 09/14; + eFSB		24.1294-0011.3 331254	L= 180 mit Rohrleitung
2.0 Flexifuel	107	03/09→01/15					
2.0 LPG	107	07/09→01/15	→	→ 09/14; - eFSB	2	24.5163-0155.3 331204	L= 155
2.0 SCTi	149	03/10→01/15					
2.0 TDCi	85	11/07→01/15					
2.0 TDCi	100	03/07→12/14					
2.0 TDCi	120	03/10→01/15					
2.3	118	07/07→01/15					
1.6 Ti	81	03/07→12/12	←	04/07→	2	24.5162-0390.3 331199	L= 390
1.6 Ti	92	03/07→12/10					
1.8 TDCi	74	03/07→12/12	→	☐; 04/07→; + eFSB		24.1294-0010.3 331253	L= 185 mit Rohrleitung
2.0 TDCi	96	03/07→12/12	→	☐; 04/07→; + eFSB		24.1294-0011.3 331254	L= 180 mit Rohrleitung
2.5	162	03/07→12/12	→	04/07→; - eFSB	2	24.5163-0155.3 331204	L= 155
1.8 TDCi	92	06/07→12/12	←		2	24.5162-0390.3 331199	L= 390
			→	☐; + eFSB		24.1294-0010.3 331253	L= 185 mit Rohrleitung
			→	☐; + eFSB		24.1294-0011.3 331254	L= 180 mit Rohrleitung
			→	- eFSB	2	24.5163-0155.3 331204	L= 155
2.0	107	03/07→01/15	←	04/07→ 09/14	2	24.5162-0390.3 331199	L= 390
2.0 TDCi	103	03/07→01/15	→	☐; 04/07→ 09/14; + eFSB		24.1294-0010.3 331253	L= 185 mit Rohrleitung
			→	☐; 04/07→ 09/14; + eFSB		24.1294-0011.3 331254	L= 180 mit Rohrleitung
			→	04/07→ 09/14; - eFSB	2	24.5163-0155.3 331204	L= 155
2.2 TDCi	129	03/08→10/10	←	04/08→	2	24.5162-0390.3 331199	L= 390
			→	☐; 04/08→; + eFSB		24.1294-0010.3 331253	L= 185 mit Rohrleitung
			→	☐; 04/08→; + eFSB		24.1294-0011.3 331254	L= 180 mit Rohrleitung
			→	04/08→; - eFSB	2	24.5163-0155.3 331204	L= 155
2.2 TDCi	147	07/10→01/15	←	11/10→ 09/14	2	24.5162-0390.3 331199	L= 390
			→	☐; 11/10→ 09/14; + eFSB		24.1294-0010.3 331253	L= 185 mit Rohrleitung
			→	☐; 11/10→ 09/14; + eFSB		24.1294-0011.3 331254	L= 180 mit Rohrleitung
			→	11/10→ 09/14; - eFSB	2	24.5163-0155.3 331204	L= 155
<b>FORD - MONDEO IV Van 03/07→01/15</b>							
<b>Bremssattel</b>							
1.6 EcoBoost	118	11/10→09/14	←	☐		24.3601-9711.5 241048	ATE - Halter
1.6 TDCi	85	03/13→09/14	←	☐		24.3601-9712.5 241049	ATE - Halter
2.0 TDCi	120	03/10→09/14	→	☐		24.3384-1772.5 240606	TRW - Halter
2.0	107	03/07→09/14	←	☐; 04/07→		24.3601-9711.5 241048	ATE - Halter
2.0 TDCi	103	03/07→09/14	←	☐; 04/07→		24.3601-9712.5 241049	ATE - Halter
			→	☐; 04/07→		24.3384-1772.5 240606	TRW - Halter
↓							








	kw				! #		
<b>FORD - MONDEO IV Van 03/07→01/15</b>							
<b>Halter, Bremssattel</b>							
1.6 EcoBoost	118	11/10→09/14	←			11.0230-0934.1	260128 ATE
1.6 TDCi	85	03/13→09/14					
2.0 TDCi	120	03/10→09/14					
2.0	107	03/07→09/14	←	04/07→		11.0230-0934.1	260128 ATE
2.0 TDCi	103	03/07→09/14					
<b>Feder, Bremssattel</b>							
1.6 EcoBoost	118	11/10→09/14	←		2	11.8116-0206.1	390593 ATE
1.6 TDCi	85	03/13→09/14					
2.0 TDCi	120	03/10→09/14					
2.0	107	03/07→09/14	←	04/07→	2	11.8116-0206.1	390593 ATE
2.0 TDCi	103	03/07→09/14					
<b>Führungshülzensatz, Bremssattel</b>							
1.6 EcoBoost	118	11/10→09/14	←			11.0101-5704.2	260095 ATE
1.6 TDCi	85	03/13→09/14	←			11.0101-5407.2	260011 ATE
2.0 TDCi	120	03/10→09/14					
2.0	107	03/07→09/14	←	04/07→		11.0101-5407.2	260011 ATE
2.0 TDCi	103	03/07→09/14					
<b>Führungsbolzen, Bremssattel</b>							
1.6 EcoBoost	118	11/10→09/14			2	11.8171-0008.1	990049 ATE
1.6 TDCi	85	03/13→09/14					
2.0 TDCi	120	03/10→09/14					
2.0	107	03/07→09/14		04/07→	2	11.8171-0008.1	990049 ATE
2.0 TDCi	103	03/07→09/14					
<b>Dichtungssatz, Bremssattel</b>							
1.6 EcoBoost	118	11/10→09/14	←			11.0441-6008.2	250038 ATE für Kolben-Ø [mm]: 60
1.6 TDCi	85	03/13→09/14					
2.0 TDCi	120	03/10→09/14					
2.0	107	03/07→09/14	←	04/07→		11.0441-6008.2	250038 ATE für Kolben-Ø [mm]: 60
2.0 TDCi	103	03/07→09/14					
<b> Bremsschlauch</b>							
1.6 EcoBoost	118	11/10→09/14	←		2	24.5162-0390.3	331199 L= 390
1.6 TDCi	85	03/13→09/14				24.1294-0010.3	331253 L= 185 mit Rohrleitung
2.0 TDCi	120	03/10→09/14	→	☐; + eFSB		24.1294-0011.3	331254 L= 180 mit Rohrleitung
			→	☐; + eFSB		24.5163-0155.3	331204 L= 155
			→	- eFSB	2	24.5163-0155.3	331204 L= 155
2.0	107	03/07→09/14	←	04/07→	2	24.5162-0390.3	331199 L= 390
2.0 TDCi	103	03/07→09/14	→	☐; 04/07→; + eFSB		24.1294-0010.3	331253 L= 185 mit Rohrleitung
			→	☐; 04/07→; + eFSB		24.1294-0011.3	331254 L= 180 mit Rohrleitung
			→	04/07→; - eFSB	2	24.5163-0155.3	331204 L= 155
<b>FORD - PUMA (EC_) 03/97→06/02</b>							
<b> Bremssattel</b>							
1.4 16V	66	11/97→10/00	←	☐; 02/98→ 01/00		24.3541-8529.5	240553 ATE - Halter
			←	☐; 02/98→ 01/00		24.3541-8530.5	240554 ATE - Halter
			←	☐; 02/00→		24.3541-8531.5	240679 ATE - Halter
			←	☐; 02/00→		24.3541-8532.5	240680 ATE - Halter
1.6 16V	76	08/00→06/02	←	☐; → 12/01		24.3541-8531.5	240679 ATE - Halter
			←	☐; → 12/01		24.3541-8532.5	240680 ATE - Halter
1.7 16V	92	03/97→06/02	←	☐; 06/97→ 01/00		24.3541-8529.5	240553 ATE - Halter
			←	☐; 06/97→ 01/00		24.3541-8530.5	240554 ATE - Halter
			←	☐; 02/00→ 12/01		24.3541-8531.5	240679 ATE - Halter
			←	☐; 02/00→ 12/01		24.3541-8532.5	240680 ATE - Halter
Racing ST 160	114	06/99→06/02	←	☐; → 01/00		24.3541-8529.5	240553 ATE - Halter
			←	☐; → 01/00		24.3541-8530.5	240554 ATE - Halter
			←	☐; 02/00→ 12/01		24.3541-8531.5	240679 ATE - Halter
			←	☐; 02/00→ 12/01		24.3541-8532.5	240680 ATE - Halter
<b>Feder, Bremssattel</b>							
1.4 16V	66	11/97→10/00		02/00→	2	11.8116-0264.1	390594 ATE
				02/98→ 01/00	2	11.8116-0264.1	390594 ATE
1.6 16V	76	08/00→06/02		→ 12/01	2	11.8116-0264.1	390594 ATE
↓							






















	kw			 	! #		
<b>FORD - PUMA (EC_) 03/97→06/02</b>							
<b>Feder, Bremssattel</b>							
1.7 16V	92	03/97→06/02		06/97→ 01/00	2	11.8116-0264.1 390594	ATE
				02/00→ 12/01	2	11.8116-0264.1 390594	ATE
Racing ST 160	114	06/99→06/02		→ 01/00	2	11.8116-0264.1 390594	ATE
				02/00→ 12/01	2	11.8116-0264.1 390594	ATE
<b>Führungshülzensatz, Bremssattel</b>							
1.4 16V	66	11/97→10/00	←	02/98→ 01/00		11.0101-5407.2 260011	ATE
			←	02/00→		11.0101-5407.2 260011	ATE
1.6 16V	76	08/00→06/02	←	→ 12/01		11.0101-5407.2 260011	ATE
1.7 16V	92	03/97→06/02	←	02/00→ 12/01		11.0101-5407.2 260011	ATE
			←	06/97→ 01/00		11.0101-5407.2 260011	ATE
Racing ST 160	114	06/99→06/02	←	02/00→ 12/01		11.0101-5407.2 260011	ATE
			←	→ 01/00		11.0101-5407.2 260011	ATE
<b>Führungsbolzen, Bremssattel</b>							
1.4 16V	66	11/97→10/00	←	02/00→	2	11.8171-0008.1 990049	ATE
			←	02/98→ 01/00	2	11.8171-0008.1 990049	ATE
1.6 16V	76	08/00→06/02	←	→ 12/01	2	11.8171-0008.1 990049	ATE
1.7 16V	92	03/97→06/02	←	02/00→ 12/01	2	11.8171-0008.1 990049	ATE
			←	06/97→ 01/00	2	11.8171-0008.1 990049	ATE
Racing ST 160	114	06/99→06/02	←	→ 01/00	2	11.8171-0008.1 990049	ATE
			←	02/00→ 12/01	2	11.8171-0008.1 990049	ATE
<b>Dichtungssatz, Bremssattel</b>							
1.4 16V	66	11/97→10/00	←	02/98→ 01/00		11.0441-5402.2 250028	ATE
1.7 16V	92	03/97→06/02	←	06/97→ 01/00		11.0441-5402.2 250028	ATE
Racing ST 160	114	06/99→06/02	←	→ 01/00		11.0441-5402.2 250028	ATE
<b> Bremsschlauch</b>							
1.4 16V	66	11/97→10/00	←	☐; 02/98→		24.5312-0360.3 331572	L= 360
			←	☐; 02/98→		24.5312-0361.3 331573	L= 360
			→	02/98→ 12/99	2	24.5305-0295.3 330657	L= 297
			→	01/00→	2	24.5305-0355.3 330688	L= 355
1.6 16V	76	08/00→06/02	←	☐; → 12/01		24.5312-0360.3 331572	L= 360
			←	☐; → 12/01		24.5312-0361.3 331573	L= 360
			→	→ 12/01	2	24.5305-0355.3 330688	L= 355
1.7 16V	92	03/97→06/02	←	☐; 06/97→ 12/01		24.5312-0360.3 331572	L= 360
			←	☐; 06/97→ 12/01		24.5312-0361.3 331573	L= 360
			→	02/98→ 12/99	2	24.5305-0295.3 330657	L= 297
			→	06/97→ 01/98	2	24.5305-0350.3 330660	L= 352
			→	01/00→ 12/01	2	24.5305-0355.3 330688	L= 355
<b>FORD - SCORPIO II (GFR, GGR) 10/94→08/98</b>							
<b> Bremssattel</b>							
2.0 i	85	10/94→08/98	←	☐		24.3601-8527.5 240503	ATE - Halter
2.0 i 16V	100	10/94→08/98	←	☐		24.3601-8528.5 240504	ATE - Halter
2.3 i 16V	108	06/96→08/98	←	☐		24.3434-1601.5 240019	TRW - Halter
2.5 TD	85	10/94→08/98	→	☐		24.3434-1602.5 240020	TRW - Halter
2.9 i	110	02/95→08/98	→	☐		24.3434-1602.5 240020	TRW - Halter
2.5 TD	92	09/96→08/98	→	☐		24.3434-1601.5 240019	TRW - Halter
			→	☐		24.3434-1602.5 240020	TRW - Halter
<b>Feder, Bremssattel</b>							
2.0 i	85	10/94→08/98	←		2	11.8116-0301.1 390610	ATE
2.0 i 16V	100	10/94→08/98	←				
2.3 i 16V	108	06/96→08/98	←				
2.5 TD	85	10/94→08/98	←				
2.9 i	110	02/95→08/98	←				
2.9 i 24V	152	10/94→08/98	←		2	11.8116-0143.1 390513	ATE
↓							

























	kw			 	! #		
<b>FORD - SCORPIO II (GFR, GGR) 10/94→08/98</b>							
<b>Führungshülzensatz, Bremssattel</b>							
2.0 i	85	10/94→08/98	←			11.0101-5407.2 260011	ATE
2.0 i 16V	100	10/94→08/98					
2.3 i 16V	108	06/96→08/98					
2.5 TD	85	10/94→08/98					
2.9 i	110	02/95→08/98					
2.9 i 24V	152	10/94→08/98					
<b>Führungsbolzen, Bremssattel</b>							
2.0 i	85	10/94→08/98	←		2	11.8171-0008.1 990049	ATE
2.0 i 16V	100	10/94→08/98					
2.3 i 16V	108	06/96→08/98					
2.5 TD	85	10/94→08/98					
2.9 i	110	02/95→08/98					
2.9 i 24V	152	10/94→08/98					
<b>Dichtungssatz, Bremssattel</b>							
2.0 i	85	10/94→08/98	←			11.0441-6007.2 250146	ATE
2.0 i 16V	100	10/94→08/98					
2.3 i 16V	108	06/96→08/98					
2.5 TD	85	10/94→08/98					
2.9 i	110	02/95→08/98					
2.9 i 24V	152	10/94→08/98					
<b>Zubehörsatz, Bremssattel</b>							
2.0 i	85	10/94→08/98	→			24.0101-4301.2 260047	TRW
2.0 i 16V	100	10/94→08/98					
2.3 i 16V	108	06/96→08/98					
2.5 TD	85	10/94→08/98					
2.5 TD	92	09/96→08/98					
2.9 i	110	02/95→08/98					
<b>Bremsschlauch</b>							
2.0 i	85	10/94→08/98	←		2	83.6188-0311.3 330291	L= 310
2.0 i 16V	100	10/94→08/98					
2.3 i 16V	108	06/96→08/98	→	am Bremssattel	2	83.6327-0180.3 330740	L= 180
2.5 TD	85	10/94→08/98					
2.9 i	110	02/95→08/98					
2.9 i 24V	152	10/94→08/98					
<b>FORD - SCORPIO II Turnier (GNR, GGR) 10/94→08/98</b>							
<b>Bremssattel</b>							
2.0 i	85	10/94→08/98	←	<input type="checkbox"/>		24.3601-8527.5 240503	ATE - Halter
2.0 i 16V	100	10/94→08/98					
2.3 i 16V	108	06/96→08/98	←	<input type="checkbox"/>		24.3601-8528.5 240504	ATE - Halter
2.5 TD	85	10/94→08/98					
2.9 i	110	02/95→08/98					
<b>Feder, Bremssattel</b>							
2.0 i	85	10/94→08/98	←		2	11.8116-0301.1 390610	ATE
2.0 i 16V	100	10/94→08/98					
2.3 i 16V	108	06/96→08/98					
2.5 TD	85	10/94→08/98					
2.9 i	110	02/95→08/98					
2.9 i 24V	152	10/94→08/98	←		2	11.8116-0143.1 390513	ATE
<b>Führungshülzensatz, Bremssattel</b>							
2.0 i	85	10/94→08/98	←			11.0101-5407.2 260011	ATE
2.0 i 16V	100	10/94→08/98					
2.3 i 16V	108	06/96→08/98					
2.5 TD	85	10/94→08/98					
2.9 i	110	02/95→08/98					
2.9 i 24V	152	10/94→08/98					
<b>Führungsbolzen, Bremssattel</b>							
2.0 i	85	10/94→08/98	←		2	11.8171-0008.1 990049	ATE
2.0 i 16V	100	10/94→08/98					
2.3 i 16V	108	06/96→08/98					
2.5 TD	85	10/94→08/98					
2.9 i	110	02/95→08/98					
2.9 i 24V	152	10/94→08/98					
<b>Dichtungssatz, Bremssattel</b>							
2.0 i	85	10/94→08/98	←			11.0441-6007.2 250146	ATE
2.0 i 16V	100	10/94→08/98					
2.3 i 16V	108	06/96→08/98					
2.5 TD	85	10/94→08/98					
2.9 i	110	02/95→08/98					
2.9 i 24V	152	10/94→08/98					
↓							












	kw					! #			
<b>FORD - SCORPIO II Turnier (GNR, GGR) 10/94→08/98</b>									
<b>Bremsschlauch</b>									
2.0 i	85	10/94→08/98	←			2	83.6188-0311.3	330291	L= 310
2.0 i 16V	100	10/94→08/98	→	am Bremssattel		2	83.6327-0180.3	330740	L= 180
2.3 i 16V	108	06/96→08/98							
2.5 TD	85	10/94→08/98							
2.9 i	110	02/95→08/98							
2.9 i 24V	152	10/94→08/98							
<b>FORD - S-MAX (CJ, WA6) 01/15→</b>									
<b>Führungsbolzen, Bremssattel</b>									
1.5 EcoBoost	118	01/15→06/18	←	02/15→; Felgenreöße [Zoll]: 17			11.8171-0096.1	250155	ATE
2.0 EcoBoost	176	01/15→							
2.0 TDCi	88	01/15→06/18							
2.0 TDCi	110	01/15→06/18							
2.0 TDCi	132	01/15→06/18							
2.0 TDCi 4x4	110	01/15→06/18							
2.0 TDCi 4x4	132	01/15→06/18							
2.0 TDCi BI-Turbo	154	01/15→06/18							
<b>FORD - S-MAX (WA6) 05/06→12/14</b>									
<b>Bremssattel</b>									
1.6 EcoBoost	118	02/11→12/14	←	☐			24.3601-9711.5	241048	ATE - Halter
1.6 TDCi	85	02/11→12/14	←	☐			24.3601-9712.5	241049	ATE - Halter
1.8 TDCi	74	01/07→12/10	←	☐			24.3384-1772.5	240606	TRW - Halter
1.8 TDCi	92	05/06→12/14	→	☐; - eFSB			24.3384-1772.5	240606	TRW - Halter
2.0	107	05/06→12/14	→	☐			24.6238-1709.7	221017	TRW - Halter + eFSB
2.0 Flexifuel	107	05/06→12/14	→	☐			24.6238-1709.7	221017	TRW - Halter + eFSB
2.0 TDCi	85	11/07→12/14	→	☐			24.6238-1710.5	241222	TRW - Halter + eFSB
2.0 TDCi	96	05/06→12/14	→	☐			24.6238-1710.5	241222	TRW - Halter + eFSB
2.0 TDCi	100	05/06→12/14	→	☐			24.6238-1710.5	241222	TRW - Halter + eFSB
2.0 TDCi	103	05/06→12/14	→	☐			24.6238-1710.5	241222	TRW - Halter + eFSB
2.0 TDCi	120	03/10→12/14	→	☐			24.6238-1710.5	241222	TRW - Halter + eFSB
2.2 TDCi	147	07/10→12/14	→	☐			24.6238-1710.5	241222	TRW - Halter + eFSB
2.3	118	07/07→12/14	→	☐			24.6238-1710.5	241222	TRW - Halter + eFSB
2.0 EcoBoost	146	07/10→12/14	←	☐			24.3606-9949.5	241123	ATE - Halter
2.0 EcoBoost	149	03/10→12/14	←	☐			24.3606-9950.5	241124	ATE - Halter
2.0 EcoBoost	176	07/10→12/14	←	☐			24.3606-9950.5	241124	ATE - Halter
2.5 ST	162	05/06→12/14	→	☐; - eFSB			24.3384-1772.5	240606	TRW - Halter
			→	☐			24.6238-1709.7	221017	TRW - Halter + eFSB
			→	☐			24.6238-1710.5	241222	TRW - Halter + eFSB
2.2 TDCi	129	03/08→12/12	←	☐; 11/08→			24.3601-9711.5	241048	ATE - Halter
			←	☐; 11/08→			24.3601-9712.5	241049	ATE - Halter
			←	☐; 04/08→ 10/08			24.3606-9949.5	241123	ATE - Halter
			←	☐; 04/08→ 10/08			24.3606-9950.5	241124	ATE - Halter
			→	☐; 04/08→; - eFSB			24.3384-1772.5	240606	TRW - Halter
			→	☐; 04/08→			24.6238-1709.7	221017	TRW - Halter + eFSB
			→	☐; 04/08→			24.6238-1710.5	241222	TRW - Halter + eFSB
<b>Halter, Bremssattel</b>									
1.6 EcoBoost	118	02/11→12/14	←				11.0230-0934.1	260128	ATE
1.6 TDCi	85	02/11→12/14							
1.8 TDCi	74	01/07→12/10							
1.8 TDCi	92	05/06→12/14							
2.0	107	05/06→12/14							
2.0 Flexifuel	107	05/06→12/14							
2.0 TDCi	85	11/07→12/14							
2.0 TDCi	96	05/06→12/14							
2.0 TDCi	100	05/06→12/14							
2.0 TDCi	103	05/06→12/14							
2.0 TDCi	120	03/10→12/14							
2.2 TDCi	147	07/10→12/14							
2.3	118	07/07→12/14							
2.2 TDCi	129	03/08→12/12	←	11/08→			11.0230-0934.1	260128	ATE
<b>Feder, Bremssattel</b>									
1.6 EcoBoost	118	02/11→12/14				2	11.8116-0206.1	390593	ATE
1.6 TDCi	85	02/11→12/14							
1.8 TDCi	74	01/07→12/10							
1.8 TDCi	92	05/06→12/14							
2.0	107	05/06→12/14							
2.0 Flexifuel	107	05/06→12/14							
2.0 TDCi	85	11/07→12/14							
2.0 TDCi	96	05/06→12/14							
2.0 TDCi	100	05/06→12/14							
2.0 TDCi	103	05/06→12/14							
↓									

	kw			 	! #		
<b>FORD - S-MAX (WA6) 05/06→12/14</b>							
<b>Feder, Bremssattel</b>							
2.0 TDCi	120	03/10→12/14			2	11.8116-0206.1 390593	ATE
2.2 TDCi	147	07/10→12/14					
2.3	118	07/07→12/14					
2.0 EcoBoost	146	07/10→12/14			2	11.8116-0388.2 390588	ATE
2.0 EcoBoost	149	03/10→12/14					
2.0 EcoBoost	176	07/10→12/14					
2.5 ST	162	05/06→12/14					
2.2 TDCi	129	03/08→12/12		11/08→	2	11.8116-0206.1 390593	ATE
				04/08→ 10/08	2	11.8116-0388.2 390588	ATE
<b>Führungshülzensatz, Bremssattel</b>							
1.6 EcoBoost	118	02/11→12/14	←			11.0101-5704.2 260095	ATE
2.0 EcoBoost	146	07/10→12/14					
2.0 EcoBoost	149	03/10→12/14					
2.0 EcoBoost	176	07/10→12/14					
2.2 TDCi	147	07/10→12/14					
2.5 ST	162	05/06→12/14					
1.6 TDCi	85	02/11→12/14	←			11.0101-5407.2 260011	ATE
1.8 TDCi	74	01/07→12/10					
1.8 TDCi	92	05/06→12/14					
2.0	107	05/06→12/14					
2.0 Flexifuel	107	05/06→12/14					
2.0 TDCi	85	11/07→12/14					
2.0 TDCi	96	05/06→12/14					
2.0 TDCi	100	05/06→12/14					
2.0 TDCi	103	05/06→12/14					
2.0 TDCi	120	03/10→12/14					
2.3	118	07/07→12/14					
2.2 TDCi	129	03/08→12/12	←	11/08→		11.0101-5704.2 260095	ATE
			←	04/08→ 10/08		11.0101-5704.2 260095	ATE
<b>Führungsbolzen, Bremssattel</b>							
1.6 EcoBoost	118	02/11→12/14			2	11.8171-0008.1 990049	ATE
1.6 TDCi	85	02/11→12/14					
1.8 TDCi	74	01/07→12/10					
1.8 TDCi	92	05/06→12/14					
2.0	107	05/06→12/14					
2.0 Flexifuel	107	05/06→12/14					
2.0 TDCi	85	11/07→12/14					
2.0 TDCi	96	05/06→12/14					
2.0 TDCi	100	05/06→12/14					
2.0 TDCi	103	05/06→12/14					
2.0 TDCi	120	03/10→12/14					
2.2 TDCi	147	07/10→12/14					
2.3	118	07/07→12/14					
2.2 TDCi	129	03/08→12/12		11/08→	2	11.8171-0008.1 990049	ATE
<b>Dichtungssatz, Bremssattel</b>							
1.6 EcoBoost	118	02/11→12/14	←			11.0441-6008.2 250038	ATE für Kolben-Ø [mm]: 60
1.6 TDCi	85	02/11→12/14					
1.8 TDCi	74	01/07→12/10					
1.8 TDCi	92	05/06→12/14					
2.0	107	05/06→12/14					
2.0 Flexifuel	107	05/06→12/14					
2.0 TDCi	85	11/07→12/14					
2.0 TDCi	96	05/06→12/14					
2.0 TDCi	100	05/06→12/14					
2.0 TDCi	103	05/06→12/14					
2.0 TDCi	120	03/10→12/14					
2.2 TDCi	147	07/10→12/14					
2.3	118	07/07→12/14					
2.0 EcoBoost	146	07/10→12/14				11.0441-6008.2 250038	ATE für Kolben-Ø [mm]: 60
2.0 EcoBoost	149	03/10→12/14					
2.0 EcoBoost	176	07/10→12/14					
2.5 ST	162	05/06→12/14					
2.2 TDCi	129	03/08→12/12		04/08→ 10/08		11.0441-6008.2 250038	ATE für Kolben-Ø [mm]: 60
			←	11/08→		11.0441-6008.2 250038	ATE für Kolben-Ø [mm]: 60
<b>Bremsschlauch</b>							
1.6 EcoBoost	118	02/11→12/14	←		2	24.5162-0390.3 331199	L= 390
1.6 TDCi	85	02/11→12/14	→	+ eFSB	2	24.5133-0310.3 331197	L= 330
2.0 TDCi	120	03/10→12/14	→	- eFSB	2	24.5163-0155.3 331204	L= 155
2.2 TDCi	147	07/10→12/14	→		2	24.5163-0155.3 331204	L= 155
1.8 TDCi	74	01/07→12/10	←		2	24.5162-0390.3 331199	L= 390
2.0 TDCi	85	11/07→12/14	→	+ eFSB	2	24.5133-0310.3 331197	L= 330
2.3	118	07/07→12/14	→	→ 06/09; + eFSB	2	24.5133-0311.3 331198	L= 310
↓							

	kW					! #		
<b>FORD - S-MAX (WA6) 05/06→12/14</b>								
 <b>Bremsschlauch</b>								
1.8 TDCi 2.0 TDCi 2.3	74 85 118	01/07→12/10 11/07→12/14 07/07→12/14	➔	- eFSB		2	24.5163-0155.3 331204	L= 155
1.8 TDCi 2.0 2.0 Flexifuel 2.0 TDCi 2.0 TDCi 2.0 TDCi	92 107 107 96 100 103	05/06→12/14 05/06→12/14 05/06→12/14 05/06→12/14 05/06→12/14 05/06→12/14	➔ ➔ ➔ ➔ ➔ ➔	 + eFSB → 06/09; + eFSB 12/06→; - eFSB		2	24.5162-0390.3 331199 24.5133-0310.3 331197 24.5133-0311.3 331198 24.5163-0155.3 331204	L= 390 L= 330 L= 310 L= 155
2.0 EcoBoost 2.0 EcoBoost 2.0 EcoBoost	146 149 176	07/10→12/14 03/10→12/14 07/10→12/14	➔ ➔ ➔	+ eFSB - eFSB		2	24.5133-0310.3 331197 24.5163-0155.3 331204	L= 330 L= 155
2.2 TDCi	129	03/08→12/12	➔ ➔ ➔ ➔	04/08→ 04/08→; + eFSB 04/08→ 06/09; + eFSB 04/08→; - eFSB		2	24.5162-0390.3 331199 24.5133-0310.3 331197 24.5133-0311.3 331198 24.5163-0155.3 331204	L= 390 L= 330 L= 310 L= 155
2.5 ST	162	05/06→12/14	➔ ➔ ➔	+ eFSB → 06/09; + eFSB 12/06→; - eFSB		2	24.5133-0310.3 331197 24.5133-0311.3 331198 24.5163-0155.3 331204	L= 330 L= 310 L= 155
<b>FORD - STREET KA (RL2) 03/03→07/05</b>								
 <b>Bremssattel</b>								
1.6	70	05/03→07/05	➔ ➔	<input type="checkbox"/> <input type="checkbox"/>			24.3541-8531.5 240679 24.3541-8532.5 240680	ATE - Halter ATE - Halter
<b>Feder, Bremssattel</b>								
1.6	70	05/03→07/05	➔			2	11.8116-0264.1 390594	ATE
<b>Führungshülensatz, Bremssattel</b>								
1.6	70	05/03→07/05	➔				11.0101-5407.2 260011	ATE
<b>Führungsbolzen, Bremssattel</b>								
1.6	70	05/03→07/05				2	11.8171-0008.1 990049	ATE
<b>FORD - TOURNEO CONNECT 06/02→12/13</b>								
 <b>Bremssattel</b>								
1.8 16V 1.8 TDCi 1.8 TDCi 1.8 TDCi /TDDi /DI	85 66 81 55	06/02→12/13 06/02→12/13 08/06→12/13 06/02→12/13	➔ ➔ ➔ ➔	<input type="checkbox"/> ; → 08/13 <input type="checkbox"/> ; → 08/13			24.3367-7001.5 241074 24.3367-7002.5 241075	ATE - Halter ATE - Halter
<b>Feder, Bremssattel</b>								
1.8 16V 1.8 TDCi 1.8 TDCi 1.8 TDCi /TDDi /DI	85 66 81 55	06/02→12/13 06/02→12/13 08/06→12/13 06/02→12/13	➔ ➔ ➔ ➔	→ 08/13		2	11.8116-0340.1 390595	ATE
<b>Führungshülensatz, Bremssattel</b>								
1.8 16V 1.8 TDCi 1.8 TDCi 1.8 TDCi /TDDi /DI	85 66 81 55	06/02→12/13 06/02→12/13 08/06→12/13 06/02→12/13	➔ ➔ ➔ ➔	→ 08/13			11.0101-5407.2 260011	ATE
<b>Führungsbolzen, Bremssattel</b>								
1.8 16V 1.8 TDCi 1.8 TDCi 1.8 TDCi /TDDi /DI	85 66 81 55	06/02→12/13 06/02→12/13 08/06→12/13 06/02→12/13	➔ ➔ ➔ ➔	→ 08/13		2	11.8171-0008.1 990049	ATE
 <b>Bremsschlauch</b>								
1.8 16V 1.8 TDCi 1.8 TDCi 1.8 TDCi /TDDi /DI	85 66 81 55	06/02→12/13 06/02→12/13 08/06→12/13 06/02→12/13	➔ ➔ ➔ ➔	→ 08/13 → 08/13; Scheibenbremse → 08/13; Trommelbremse		2	24.5134-0320.3 331567 24.5148-0319.3 331421 24.5148-0354.3 330992	L= 320 L= 319 L= 354
<b>FORD - TOURNEO CONNECT / GRAND TOURNEO CONNECT V408 Großraumlimousi 09/13→</b>								
 <b>Bremssattel</b>								
1.0 EcoBoost 1.5 EcoBlue 1.5 EcoBlue	74 55 74	11/13→ 05/18→ 05/18→	➔ ➔ ➔	<input type="checkbox"/> ; nicht für erhöhte Nutzlast <input type="checkbox"/> ; nicht für erhöhte Nutzlast			24.3571-9813.5 240557 24.3571-9814.5 240558	ATE - Halter ATE - Halter

	kW					! #		
<b>FORD - TOURNEO CONNECT / GRAND TOURNEO CONNECT V408 Großraumlimousi 09/13→</b>								
 <b>Bremssattel</b>								
1.5 EcoBlue	88	05/18→	→	☐		24.3387-7099.5	241017	ATE - Halter
1.5 TDCi	55	05/15→	→	☐		24.3387-7100.5	241018	ATE - Halter
1.5 TDCi	74	05/15→						
1.5 TDCi	88	05/15→						
1.6 EcoBoost	110	11/13→						
1.6 TDCi	55	09/13→						
1.6 TDCi	70	09/13→						
1.6 TDCi	85	09/13→						
<b>Halter, Bremssattel</b>								
1.0 EcoBoost	74	11/13→	→			11.0230-0698.2	260091	ATE
1.5 TDCi	55	05/15→						
1.5 TDCi	74	05/15→						
1.5 TDCi	88	05/15→						
1.6 EcoBoost	110	11/13→						
1.6 TDCi	55	09/13→						
1.6 TDCi	70	09/13→						
1.6 TDCi	85	09/13→						
<b>Feder, Bremssattel</b>								
1.0 EcoBoost	74	11/13→			2	11.8116-0340.1	390595	ATE
1.5 TDCi	55	05/15→		nicht für erhöhte Nutzlast	2	11.8116-0356.1	390586	ATE
1.5 TDCi	74	05/15→						
1.5 TDCi	88	05/15→						
1.6 EcoBoost	110	11/13→						
1.6 TDCi	55	09/13→						
1.6 TDCi	70	09/13→						
1.6 TDCi	85	09/13→						
<b>Führungshülzensatz, Bremssattel</b>								
1.0 EcoBoost	74	11/13→	←	nicht für erhöhte Nutzlast		11.0101-5407.2	260011	ATE
1.5 TDCi	55	05/15→						
1.5 TDCi	74	05/15→	→			11.0101-5407.2	260011	ATE
1.5 TDCi	88	05/15→						
1.6 EcoBoost	110	11/13→						
1.6 TDCi	55	09/13→						
1.6 TDCi	70	09/13→						
1.6 TDCi	85	09/13→						
<b>Führungsbolzen, Bremssattel</b>								
1.0 EcoBoost	74	11/13→		nicht für erhöhte Nutzlast	2	11.8171-0008.1	990049	ATE
1.5 TDCi	55	05/15→			2	11.8171-0008.1	990049	ATE
1.5 TDCi	74	05/15→						
1.5 TDCi	88	05/15→						
1.6 EcoBoost	110	11/13→						
1.6 TDCi	55	09/13→						
1.6 TDCi	70	09/13→						
1.6 TDCi	85	09/13→						
 <b>Bremsschlauch</b>								
1.0 EcoBoost	74	11/13→	←		2	83.7769-0417.3	331474	L= 415
1.5 EcoBlue	55	05/18→						
1.5 EcoBlue	74	05/18→						
1.5 EcoBlue	88	05/18→						
1.5 TDCi	55	05/15→						
1.5 TDCi	74	05/15→						
1.5 TDCi	88	05/15→						
1.6 EcoBoost	110	11/13→						
1.6 TDCi	55	09/13→						
1.6 TDCi	70	09/13→						
1.6 TDCi	85	09/13→						
<b>FORD - TRANSIT Bus (E_ ) 06/94→07/00</b>								
 <b>Bremssattel</b>								
2.0 (EBL, EBS, ECL, EDS, EDL, EGL, ESS, ESL, EUS)	84	08/94→03/00	←	☐; Felgenreöße [Zoll]: 15		24.3421-1709.5	240697	TRW - Halter
			←	☐; Felgenreöße [Zoll]: 15		24.3421-1710.5	240698	TRW - Halter
2.5 DI (EBL, ECL, EDS, EDL)	56	07/94→03/00						
2.5 DI (EBL, EDL, EDS, ESL, ESS)	85	08/97→03/00						
2.5 DI (EBL, EDS, ESL, ESS, EUS)	51	08/94→03/00						
2.5 TD (EBL, EDL, EDS, EGL, ESL, ESS, EUS)	63	01/95→03/00						
2.5 TD (ECL, EDL, EDS, ESL, ESS, EUS)	74	07/94→03/00						
2.0 CNG	84	06/94→03/00	←	☐; Felgenreöße [Zoll]: 15		24.3421-1709.5	240697	TRW - Halter
			←	☐; 07/94→; Felgenreöße [Zoll]: 15		24.3421-1709.5	240697	TRW - Halter
↓								

	kw			 	! #		
<b>FORD - TRANSIT Bus (E_ ) 06/94→07/00</b>							
 <b>Bremssattel</b>							
2.0 CNG	84	06/94→03/00	←	☐; 07/94→; Felgenreöße [Zoll]: 15		24.3421-1710.5 240698	TRW - Halter
			←	☐; Felgenreöße [Zoll]: 15		24.3421-1710.5 240698	TRW - Halter
2.5 TD (EB_ , ED_ , ES_ )	55	08/94→06/00	←	☐; → 03/00; Felgenreöße [Zoll]: 15		24.3421-1709.5 240697	TRW - Halter
			←	☐; → 03/00; Felgenreöße [Zoll]: 15		24.3421-1710.5 240698	TRW - Halter
 <b>Bremsschlauch</b>							
2.0 (EBL, EBS, ECL, EDS, EDL, EGL, ESS, ESL, EUS)	84	08/94→03/00	←	☐		24.5236-0429.3 330586	L= 429
			←	☐		24.5236-0430.3 330587	L= 429
2.0 CNG	84	06/94→03/00	→	X-Bremskreisaufteilung (Diagonale Aufteilung)	2	24.5245-0398.3 331188	L= 398
2.5 DI (EBL, ECL, EDS, EDL)	56	07/94→03/00	→				
2.5 DI (EBL, EDL, EDS, ESL, ESS)	85	08/97→03/00	→	HH-Bremskreisaufteilung (VA+HA/VA+HA)	2	24.5245-0405.3 330686	L= 405
2.5 DI (EBL, EDS, ESL, ESS, EUS)	51	08/94→03/00					
2.5 TD (EBL, EDL, EDS, EGL, ESL, ESS, EUS)	63	01/95→03/00					
2.5 TD (ECL, EDL, EDS, ESL, ESS, EUS)	74	07/94→03/00					
2.5 TD (EB_ , ED_ , ES_ )	55	08/94→06/00	←	☐; → 03/00		24.5236-0429.3 330586	L= 429
			←	☐; → 03/00		24.5236-0430.3 330587	L= 429
			→	→ 03/00; X-Bremskreisaufteilung (Diagonale Aufteilung)	2	24.5245-0398.3 331188	L= 398
			→	→ 03/00; HH-Bremskreisaufteilung (VA+HA/VA+HA)	2	24.5245-0405.3 330686	L= 405
<b>FORD - TRANSIT Bus (FD_ , FB_ , FS_ , FZ_ , FC_ ) 04/06→12/14</b>							
 <b>Bremssattel</b>							
2.2 TDCi	63	04/06→08/14	→	☐; 05/06→ 04/14		24.3484-1701.5 240942	BOS - Halter
2.2 TDCi	81	04/06→08/14					
2.2 TDCi	96	04/06→08/14	→	☐; 05/06→ 04/14		24.3484-1702.5 240943	BOS - Halter
2.4 TDCi	74	04/06→08/14					
2.4 TDCi	85	04/06→08/14					
2.4 TDCi	103	04/06→08/14					
2.2 TDCi	74	10/11→08/14	→	☐; → 04/14		24.3484-1701.5 240942	BOS - Halter
2.2 TDCi	85	10/08→08/14					
2.2 TDCi	92	10/11→08/14	→	☐; → 04/14		24.3484-1702.5 240943	BOS - Halter
2.2 TDCi	103	10/07→08/14					
2.2 TDCi RWD	74	10/11→08/14					
2.2 TDCi RWD	92	09/11→12/14					
2.4 TDCi 4x4	103	11/06→08/14					
3.2 TDCi	147	02/08→08/14					
2.2 TDCi RWD	100	09/11→08/14	→	☐; 10/11→ 04/14		24.3484-1701.5 240942	BOS - Halter
			→	☐; 10/11→ 04/14		24.3484-1702.5 240943	BOS - Halter
 <b>Bremsschlauch</b>							
2.2 TDCi	63	04/06→08/14	←	05/06→ 04/14	2	24.5141-0320.3 330949	L= 320
2.2 TDCi	81	04/06→08/14					
2.2 TDCi	96	04/06→08/14	→	05/06→ 04/14; für Einfachbereifung	2	24.5124-0252.3 331218	L= 252
2.4 TDCi	74	04/06→08/14	→	05/06→ 04/14; für Doppelbereifung	2	24.5140-0222.3 331410	L= 222
2.4 TDCi	85	04/06→08/14					
2.4 TDCi	103	04/06→08/14					
2.2 TDCi	74	10/11→08/14	←	→ 04/14	2	24.5141-0320.3 330949	L= 320
2.2 TDCi	85	10/08→08/14					
2.2 TDCi	92	10/11→08/14	→	→ 04/14; für Einfachbereifung	2	24.5124-0252.3 331218	L= 252
2.2 TDCi	103	10/07→08/14	→	→ 04/14; für Doppelbereifung	2	24.5140-0222.3 331410	L= 222
2.2 TDCi RWD	74	10/11→08/14					
2.2 TDCi RWD	92	09/11→12/14					
2.4 TDCi 4x4	103	11/06→08/14					
3.2 TDCi	147	02/08→08/14					
2.2 TDCi RWD	100	09/11→08/14	←	10/11→ 04/14	2	24.5141-0320.3 330949	L= 320
			→	10/11→ 04/14; für Einfachbereifung	2	24.5124-0252.3 331218	L= 252
			→	10/11→ 04/14; für Doppelbereifung	2	24.5140-0222.3 331410	L= 222
<b>FORD - TRANSIT Bus (FD_ , FB_ , FS_ , FZ_ , FC_ ) 01/00→05/06</b>							
 <b>Bremssattel</b>							
2.0 DI (F_E_ , F_F_ , F_G_ )	55	08/00→05/06	←	☐; → 04/06		24.3481-1783.5 240591	- Halter
2.0 DI (F_E_ , F_F_ , F_G_ )	63	08/00→05/06	←	☐; → 04/06		24.3481-1784.5 240592	- Halter

	kW			 	! #			
<b>FORD - TRANSIT Bus (FD_, FB_, FS_, FZ_, FC_) 01/00→05/06</b>								
 <b>Bremssattel</b>								
2.0 DI (F_E_, F_F_, F_G_) 2.0 TDCi (F_F_, F_E_, F_G_) 2.3 16V RWD (F_B_, F_C_, F_A_) 2.4 DI (F_B_, F_C_, F_A_) 2.4 DI RWD (F_B_, F_C_, F_A_) 2.4 DI RWD (F_B_, F_C_) 2.4 TDCi 2.4 TDE	74 92 107 66 88 55 101 85	08/00→05/06 08/02→05/06 08/00→05/06 01/00→05/06 01/00→05/06 01/00→05/06 03/04→05/06 03/04→05/06	← ←        ← ←	☐; → 04/06 ☐; → 04/06        ☐; 11/01→ 04/06 ☐; 11/01→ 04/06		<b>24.3481-1783.5</b> <b>24.3481-1784.5</b>        <b>24.3481-1783.5</b> <b>24.3481-1784.5</b>	<b>240591</b> <b>240592</b>        <b>240591</b> <b>240592</b>	- Halter - Halter        - Halter - Halter
 <b>Bremsschlauch</b>								
2.0 DI (F_E_, F_F_, F_G_) 2.0 DI (F_E_, F_F_, F_G_) 2.0 DI (F_E_, F_F_, F_G_) 2.0 TDCi (F_F_, F_E_, F_G_) 2.3 16V RWD (F_B_, F_C_, F_A_) 2.4 DI (F_B_, F_C_, F_A_) 2.4 DI RWD (F_B_, F_C_, F_A_) 2.4 DI RWD (F_B_, F_C_) 2.4 TDCi 2.4 TDE	55 63 74 92 107 66 88 55 101 85	08/00→05/06 08/00→05/06 08/00→05/06 08/02→05/06 08/00→05/06 01/00→05/06 01/00→05/06 01/00→05/06 03/04→05/06 03/04→05/06	← ← →        ← ← →	☐; → 04/06 ☐; → 04/06 → 04/06        ☐; 11/01→ 04/06 ☐; 11/01→ 04/06 11/01→ 04/06		<b>24.5299-0449.3</b> <b>24.5299-0452.3</b> <b>24.5294-0463.3</b>        <b>24.5299-0449.3</b> <b>24.5299-0452.3</b> <b>24.5294-0463.3</b>	<b>331039</b> <b>331040</b> <b>331032</b>        <b>331039</b> <b>331040</b> <b>331032</b>	L= 449 L= 452 L= 463        L= 449 L= 452 L= 463
<b>FORD - TRANSIT CONNECT (P65_, P70_, P80_) 06/02→</b>								
 <b>Bremssattel</b>								
1.8 16V 1.8 16V LPG 1.8 Di 1.8 TDCi 1.8 TDCi	85 85 55 66 81	06/02→12/13 06/02→12/13 06/02→12/13 06/02→12/13 08/06→12/13	→ → →   →	☐; → 08/13 ☐; → 08/13    ☐; → 08/13		<b>24.3367-7001.5</b> <b>24.3367-7002.5</b>    <b>24.3367-7001.5</b> <b>24.3367-7002.5</b>	<b>241074</b> <b>241075</b>    <b>241074</b> <b>241075</b>	ATE - Halter ATE - Halter    ATE - Halter ATE - Halter
<b>Feder, Bremssattel</b>								
1.8 16V 1.8 16V LPG 1.8 Di 1.8 TDCi 1.8 TDCi	85 85 55 66 81	06/02→12/13 06/02→12/13 06/02→12/13 06/02→12/13 08/06→12/13	→     →	→ 08/13     → 08/13		<b>11.8116-0340.1</b>     <b>11.8116-0340.1</b>	<b>390595</b>     <b>390595</b>	ATE     ATE
<b>Führungshülzensatz, Bremssattel</b>								
1.8 16V 1.8 16V LPG 1.8 Di 1.8 TDCi 1.8 TDCi	85 85 55 66 81	06/02→12/13 06/02→12/13 06/02→12/13 06/02→12/13 08/06→12/13	→     →	→ 08/13     → 08/13		<b>11.0101-5407.2</b>     <b>11.0101-5407.2</b>	<b>260011</b>     <b>260011</b>	ATE     ATE
<b>Führungsbolzen, Bremssattel</b>								
1.8 16V 1.8 16V LPG 1.8 Di 1.8 TDCi 1.8 TDCi	85 85 55 66 81	06/02→12/13 06/02→12/13 06/02→12/13 06/02→12/13 08/06→12/13	     →	→ 08/13     → 08/13		<b>11.8171-0008.1</b>     <b>11.8171-0008.1</b>	<b>990049</b>     <b>990049</b>	ATE     ATE
 <b>Bremsschlauch</b>								
1.8 16V 1.8 16V LPG 1.8 Di 1.8 TDCi 1.8 TDCi	85 85 55 66 81	06/02→12/13 06/02→12/13 06/02→12/13 06/02→12/13 08/06→12/13	← → →   →	→ 08/13 → 08/13; Scheibenbremse → 08/13; Trommelbremse    → 08/13		<b>24.5134-0320.3</b> <b>24.5148-0319.3</b> <b>24.5148-0354.3</b>   <b>24.5134-0320.3</b> <b>24.5148-0319.3</b> <b>24.5148-0354.3</b>	<b>331567</b> <b>331421</b> <b>330992</b>   <b>331567</b> <b>331421</b> <b>330992</b>	L= 320 L= 319 L= 354   L= 320 L= 319 L= 354



**FORD - TRANSIT CONNECT Großraumlimousine 02/13→**

**Bremssattel**

1.5 EcoBlue	55	05/18→	←	☐; nicht für erhöhte Nutzlast	24.3571-9813.5	240557	ATE - Halter
1.5 EcoBlue	74	05/18→	←	☐; nicht für erhöhte Nutzlast	24.3571-9814.5	240558	ATE - Halter
1.5 EcoBlue	88	05/15→	←				
1.5 TDCi	55	08/15→	→	☐	24.3387-7099.5	241017	ATE - Halter
1.5 TDCi	74	05/15→	→	☐	24.3387-7100.5	241018	ATE - Halter
1.5 TDCi	88	05/15→	→	☐			
1.6 TDCi	55	02/13→	←	☐; 09/13→; nicht für erhöhte Nutzlast	24.3571-9813.5	240557	ATE - Halter
1.6 TDCi	70	02/13→	←	☐; 09/13→; nicht für erhöhte Nutzlast	24.3571-9814.5	240558	ATE - Halter
1.6 TDCi	85	02/13→	←				
			→	☐; 09/13→	24.3387-7099.5	241017	ATE - Halter
			→	☐; 09/13→	24.3387-7100.5	241018	ATE - Halter

**Halter, Bremssattel**

1.5 TDCi	55	08/15→	→		11.0230-0698.2	260091	ATE
1.5 TDCi	74	05/15→					
1.5 TDCi	88	05/15→					
1.6 TDCi	55	02/13→	→	09/13→	11.0230-0698.2	260091	ATE
1.6 TDCi	70	02/13→					
1.6 TDCi	85	02/13→					

**Feder, Bremssattel**

1.5 TDCi	55	08/15→			2	11.8116-0340.1	390595	ATE
1.5 TDCi	74	05/15→						
1.5 TDCi	88	05/15→		nicht für erhöhte Nutzlast	2	11.8116-0356.1	390586	ATE
1.6 TDCi	55	02/13→		09/13→	2	11.8116-0340.1	390595	ATE
1.6 TDCi	70	02/13→						
1.6 TDCi	85	02/13→		09/13→; nicht für erhöhte Nutzlast	2	11.8116-0356.1	390586	ATE

**Führungshülzensatz, Bremssattel**

1.5 TDCi	55	08/15→	←	nicht für erhöhte Nutzlast	11.0101-5407.2	260011	ATE
1.5 TDCi	74	05/15→					
1.5 TDCi	88	05/15→	→		11.0101-5407.2	260011	ATE
1.6 TDCi	55	02/13→	←	09/13→; nicht für erhöhte Nutzlast	11.0101-5407.2	260011	ATE
1.6 TDCi	70	02/13→					
1.6 TDCi	85	02/13→	→	09/13→	11.0101-5407.2	260011	ATE

**Führungsbolzen, Bremssattel**

1.5 TDCi	55	08/15→		nicht für erhöhte Nutzlast	2	11.8171-0008.1	990049	ATE
1.5 TDCi	74	05/15→						
1.5 TDCi	88	05/15→			2	11.8171-0008.1	990049	ATE
1.6 TDCi	55	02/13→		09/13→; nicht für erhöhte Nutzlast	2	11.8171-0008.1	990049	ATE
1.6 TDCi	70	02/13→						
1.6 TDCi	85	02/13→		09/13→	2	11.8171-0008.1	990049	ATE

**Bremsschlauch**

1.5 EcoBlue	55	05/18→	←		2	83.7769-0417.3	331474	L= 415
1.5 EcoBlue	74	05/18→						
1.5 EcoBlue	88	05/15→						
1.5 TDCi	55	08/15→						
1.5 TDCi	74	05/15→						
1.5 TDCi	88	05/15→						
1.6 TDCi	55	02/13→	←	09/13→	2	83.7769-0417.3	331474	L= 415
1.6 TDCi	70	02/13→						
1.6 TDCi	85	02/13→						








**FORD - TRANSIT CONNECT V408 Kasten/Großraumlimousine 02/13→**

**Bremssattel**

1.0 EcoBoost	74	02/13→	←	☐; 09/13→; nicht für erhöhte Nutzlast	24.3571-9813.5	240557	ATE - Halter
1.6 TDCi	55	02/13→	←	☐; 09/13→; nicht für erhöhte Nutzlast	24.3571-9814.5	240558	ATE - Halter
1.6 TDCi	70	02/13→	→	☐; 09/13→	24.3387-7099.5	241017	ATE - Halter
1.6 TDCi	85	02/13→	→	☐; 09/13→	24.3387-7100.5	241018	ATE - Halter
1.5 EcoBlue	55	05/18→	←	☐; nicht für erhöhte Nutzlast	24.3571-9813.5	240557	ATE - Halter
1.5 EcoBlue	88	05/18→	←	☐; nicht für erhöhte Nutzlast	24.3571-9814.5	240558	ATE - Halter
1.5 TDCi	55	08/15→	→	☐	24.3387-7099.5	241017	ATE - Halter
1.5 TDCi	74	05/15→	→	☐	24.3387-7099.5	241017	ATE - Halter
1.5 TDCi	88	05/15→	→	☐	24.3387-7099.5	241017	ATE - Halter
1.6 EcoBoost	110	11/13→	→	☐	24.3387-7100.5	241018	ATE - Halter

**Halter, Bremssattel**

1.0 EcoBoost	74	02/13→	→	09/13→	11.0230-0698.2	260091	ATE
1.6 TDCi	55	02/13→					
1.6 TDCi	70	02/13→					
1.6 TDCi	85	02/13→					
1.5 TDCi	55	08/15→	→		11.0230-0698.2	260091	ATE
1.5 TDCi	74	05/15→					

	kW					! #		
<b>FORD - TRANSIT CONNECT V408 Kasten/Großraumlimousine 02/13→</b>								
<b>Halter, Bremssattel</b>								
1.5 TDCi	88	05/15→	→				11.0230-0698.2 260091	ATE
1.6 EcoBoost	110	11/13→						
<b>Feder, Bremssattel</b>								
1.0 EcoBoost	74	02/13→		09/13→	2	11.8116-0340.1 390595	ATE	
1.6 TDCi	55	02/13→		09/13→; nicht für erhöhte Nutzlast	2	11.8116-0356.1 390586	ATE	
1.6 TDCi	70	02/13→						
1.6 TDCi	85	02/13→						
1.5 TDCi	55	08/15→			2	11.8116-0340.1 390595	ATE	
1.5 TDCi	74	05/15→		nicht für erhöhte Nutzlast	2	11.8116-0356.1 390586	ATE	
1.5 TDCi	88	05/15→						
1.6 EcoBoost	110	11/13→						
<b>Führungshülzensatz, Bremssattel</b>								
1.0 EcoBoost	74	02/13→	←	09/13→; nicht für erhöhte Nutzlast		11.0101-5407.2 260011	ATE	
1.6 TDCi	55	02/13→						
1.6 TDCi	70	02/13→	→	09/13→		11.0101-5407.2 260011	ATE	
1.6 TDCi	85	02/13→						
1.5 TDCi	55	08/15→	←	nicht für erhöhte Nutzlast		11.0101-5407.2 260011	ATE	
1.5 TDCi	74	05/15→						
1.5 TDCi	88	05/15→	→			11.0101-5407.2 260011	ATE	
1.6 EcoBoost	110	11/13→						
<b>Führungsbolzen, Bremssattel</b>								
1.0 EcoBoost	74	02/13→		09/13→; nicht für erhöhte Nutzlast	2	11.8171-0008.1 990049	ATE	
1.6 TDCi	55	02/13→						
1.6 TDCi	70	02/13→		09/13→	2	11.8171-0008.1 990049	ATE	
1.6 TDCi	85	02/13→						
1.5 TDCi	55	08/15→		nicht für erhöhte Nutzlast	2	11.8171-0008.1 990049	ATE	
1.5 TDCi	74	05/15→						
1.5 TDCi	88	05/15→			2	11.8171-0008.1 990049	ATE	
1.6 EcoBoost	110	11/13→						
<b>Bremsschlauch</b>								
1.0 EcoBoost	74	02/13→	←	09/13→	2	83.7769-0417.3 331474	L= 415	
1.6 TDCi	55	02/13→						
1.6 TDCi	70	02/13→						
1.6 TDCi	85	02/13→						
1.5 EcoBlue	55	05/18→	←		2	83.7769-0417.3 331474	L= 415	
1.5 EcoBlue	88	05/18→						
1.5 TDCi	55	08/15→						
1.5 TDCi	74	05/15→						
1.5 TDCi	88	05/15→						
1.6 EcoBoost	110	11/13→						
<b>FORD - TRANSIT Kasten (E_) 06/94→07/00</b>								
<b>Bremssattel</b>								
2.0 (EAL, EAS)	84	06/94→03/00	←	☐; Felgenreöße [Zoll]: 15		24.3421-1709.5 240697	TRW - Halter	
2.5 DI (EAL, EAS)	51	06/94→03/00						
2.5 DI (EAL, EAS)	56	06/94→03/00	←	☐; Felgenreöße [Zoll]: 15		24.3421-1710.5 240698	TRW - Halter	
2.5 DI (EAL, EAS)	85	05/99→03/00						
2.5 TD (EAL, EAS)	63	06/94→03/00						
2.5 TD (EAS)	55	10/98→03/00						
2.5 TDI (EAL, EAS)	74	06/94→03/00						
<b>Bremsschlauch</b>								
2.0 (EAL, EAS)	84	06/94→03/00	←	☐		24.5236-0429.3 330586	L= 429	
2.5 DI (EAL, EAS)	51	06/94→03/00						
2.5 DI (EAL, EAS)	56	06/94→03/00	←	☐		24.5236-0430.3 330587	L= 429	
2.5 DI (EAL, EAS)	85	05/99→03/00	→	X-Bremskreisaufteilung (Diagonale Aufteilung)	2	24.5245-0398.3 331188	L= 398	
2.5 TD (EAL, EAS)	63	06/94→03/00						
2.5 TD (EAS)	55	10/98→03/00						
2.5 TDI (EAL, EAS)	74	06/94→03/00	→	HH-Bremskreisaufteilung (VA+HA/VA+HA)	2	24.5245-0405.3 330686	L= 405	
<b>FORD - TRANSIT Kasten (FA_) 01/00→05/06</b>								
<b>Bremssattel</b>								
2.0 DI (FAE_, FAF_, FAG_)	55	08/00→05/06	←	☐; → 04/06		24.3481-1783.5 240591	- Halter	
2.0 DI (FAE_, FAF_, FAG_)	63	08/00→05/06	←	☐; → 04/06		24.3481-1784.5 240592	- Halter	
2.0 DI (FAE_, FAF_, FAG_)	74	08/00→05/06						
2.0 TDCi	92	08/02→05/06						
2.3 16V RWD (FAA_, FAB_, FAC_)	107	04/01→05/06						
2.4 DI (FAA_, FAB_, FAC_, FAD_)	66	01/00→05/06						

**FORD - TRANSIT Kasten (FA\_ ) 01/00→05/06**

**Bremssattel**

2.4 DI RWD (FAA_, FAB_, FAC_, FAD_)	55	01/00→05/06	←	☐; → 04/06		24.3481-1783.5	240591	- Halter
2.4 DI RWD (FAA_, FAB_, FAC_, FAD_)	88	01/00→05/06	←	☐; → 04/06		24.3481-1784.5	240592	- Halter
2.4 TDCi	101	03/04→05/06						
2.4 TDE	85	03/04→05/06						
2.4 TDE	92	07/01→05/06	←	☐; 11/01→ 04/06		24.3481-1783.5	240591	- Halter
			←	☐; 11/01→ 04/06		24.3481-1784.5	240592	- Halter

**Bremsschlauch**

2.0 DI (FAE_, FAF_, FAG_)	55	08/00→05/06	←	☐; → 04/06		24.5299-0449.3	331039	L= 449
2.0 DI (FAE_, FAF_, FAG_)	63	08/00→05/06	←	☐; → 04/06		24.5299-0452.3	331040	L= 452
2.0 DI (FAE_, FAF_, FAG_)	74	08/00→05/06	→	→ 04/06	2	24.5294-0463.3	331032	L= 463
2.0 TDCi	92	08/02→05/06						
2.3 16V RWD (FAA_, FAB_, FAC_)	107	04/01→05/06						
2.4 DI (FAA_, FAB_, FAC_, FAD_)	66	01/00→05/06						
2.4 DI RWD (FAA_, FAB_, FAC_, FAD_)	55	01/00→05/06						
2.4 DI RWD (FAA_, FAB_, FAC_, FAD_)	88	01/00→05/06						
2.4 TDCi	101	03/04→05/06						
2.4 TDE	85	03/04→05/06						
2.4 TDE	92	07/01→05/06	←	☐; 11/01→ 04/06		24.5299-0449.3	331039	L= 449
			←	☐; 11/01→ 04/06		24.5299-0452.3	331040	L= 452
			→	11/01→ 04/06	2	24.5294-0463.3	331032	L= 463













**FORD - TRANSIT Kasten (FA\_ ) 04/06→12/14**

**Bremssattel**














2.2 TDCi	63	04/06→08/14	→	☐; 05/06→ 04/14		24.3484-1701.5	240942	BOS - Halter
2.2 TDCi	81	04/06→08/14						
2.2 TDCi	96	04/06→08/14	→	☐; 05/06→ 04/14		24.3484-1702.5	240943	BOS - Halter
2.4 TDCi RWD	74	04/06→08/14						
2.4 TDCi RWD	85	04/06→08/14						
2.4 TDCi RWD	103	04/06→08/14						
2.2 TDCi	74	10/11→08/14	→	☐; → 04/14		24.3484-1701.5	240942	BOS - Halter
2.2 TDCi	85	10/08→08/14						
2.2 TDCi	92	10/11→08/14	→	☐; → 04/14		24.3484-1702.5	240943	BOS - Halter
2.2 TDCi	103	10/07→08/14						
2.2 TDCi 4x4	92	10/11→08/14						
2.2 TDCi RWD	74	10/11→08/14						
2.2 TDCi RWD	92	09/11→12/14						
2.2 TDCi RWD	114	10/11→08/14						
2.4 TDCi 4x4	103	11/06→08/14						
3.2 TDCi RWD	147	09/07→08/14						
2.3 16V CNG RWD	100	04/06→08/14	→	☐; 05/06→; mit Einfachbereifung; → 04/14		24.3484-1701.5	240942	BOS - Halter
2.3 16V LPG RWD	107	04/06→08/14						
2.3 16V RWD	107	04/06→08/14	→	☐; 05/06→; mit Einfachbereifung; → 04/14		24.3484-1702.5	240943	BOS - Halter
















**Bremsschlauch**

2.2 TDCi	63	04/06→08/14	←	05/06→ 04/14	2	24.5141-0320.3	330949	L= 320
2.2 TDCi	81	04/06→08/14						
2.2 TDCi	96	04/06→08/14	→	05/06→ 04/14; für Einfachbereifung	2	24.5124-0252.3	331218	L= 252
2.3 16V CNG RWD	100	04/06→08/14	→	05/06→ 04/14; für Doppelbereifung	2	24.5140-0222.3	331410	L= 222
2.3 16V LPG RWD	107	04/06→08/14						
2.3 16V RWD	107	04/06→08/14						
2.4 TDCi RWD	74	04/06→08/14						
2.4 TDCi RWD	85	04/06→08/14						
2.4 TDCi RWD	103	04/06→08/14						
2.2 TDCi	74	10/11→08/14	←	→ 04/14	2	24.5141-0320.3	330949	L= 320
2.2 TDCi	85	10/08→08/14						
2.2 TDCi	92	10/11→08/14	→	→ 04/14; für Einfachbereifung	2	24.5124-0252.3	331218	L= 252
2.2 TDCi	103	10/07→08/14						
2.2 TDCi 4x4	92	10/11→08/14	→	→ 04/14; für Doppelbereifung	2	24.5140-0222.3	331410	L= 222
2.2 TDCi RWD	74	10/11→08/14						
2.2 TDCi RWD	92	09/11→12/14						
2.2 TDCi RWD	114	10/11→08/14						
2.4 TDCi 4x4	103	11/06→08/14						
3.2 TDCi RWD	147	09/07→08/14						















	kw			 	! #		
<b>FORD - TRANSIT Pritsche/Fahrgestell (E_ _) 08/94→07/00</b>							
 <b>Bremssattel</b>							
2.0 (EME/L/S, ENE/L/S)	84	08/94→03/00	←	☐; Felgenreöße [Zoll]: 15		24.3421-1709.5 240697	TRW - Halter
2.5 DI (EME/L/S, ENE/L/S)	56	08/94→03/00	←	☐; Felgenreöße [Zoll]: 15		24.3421-1710.5 240698	TRW - Halter
2.5 DI (EML, ENE/L)	85	05/99→03/00					
2.5 DI (EML/S, ENL/S)	51	08/94→03/00					
2.5 TD (EME/L/S, ENE/L/S)	63	08/94→03/00					
2.5 TD (EME/L/S, ENE/L/S)	74	08/94→03/00					
 <b>Bremsschlauch</b>							
2.0 (EME/L/S, ENE/L/S)	84	08/94→03/00	←	☐		24.5236-0429.3 330586	L= 429
2.5 DI (EME/L/S, ENE/L/S)	56	08/94→03/00	←	☐		24.5236-0430.3 330587	L= 429
2.5 DI (EML, ENE/L)	85	05/99→03/00	→	X-Bremskreisauftteilung (Diagonale Auftteilung)	2	24.5245-0398.3 331188	L= 398
2.5 DI (EML/S, ENL/S)	51	08/94→03/00					
2.5 TD (EME/L/S, ENE/L/S)	63	08/94→03/00	→	HH-Bremskreisauftteilung (VA+HA/VA+HA)	2	24.5245-0405.3 330686	L= 405
2.5 TD (EME/L/S, ENE/L/S)	74	08/94→03/00					
<b>FORD - TRANSIT Pritsche/Fahrgestell (FM_ _, FN_ _, FF_ _) 04/06→12/14</b>							
 <b>Bremssattel</b>							
2.2 TDCi	63	04/06→08/14	→	☐; 05/06→ 04/14		24.3484-1701.5 240942	BOS - Halter
2.2 TDCi	81	04/06→08/14	→	☐; 05/06→ 04/14		24.3484-1702.5 240943	BOS - Halter
2.2 TDCi	96	04/06→08/14	→				
2.4 TDCi RWD	74	04/06→08/14					
2.4 TDCi RWD	85	04/06→08/14					
2.4 TDCi RWD	103	04/06→08/14					
2.2 TDCi	74	10/11→08/14	→	☐; → 04/14		24.3484-1701.5 240942	BOS - Halter
2.2 TDCi	85	10/08→08/14	→				
2.2 TDCi	92	10/11→08/14	→	☐; → 04/14		24.3484-1702.5 240943	BOS - Halter
2.2 TDCi 4x4	92	10/11→08/14					
2.2 TDCi RWD	74	10/11→08/14					
2.2 TDCi RWD	92	10/11→08/14					
2.2 TDCi RWD	114	10/11→08/14					
2.4 TDCi 4x4	103	11/06→08/14					
3.2 TDCi RWD	147	09/07→08/14					
2.2 TDCi	103	10/07→09/11	→	☐		24.3484-1701.5 240942	BOS - Halter
			→	☐		24.3484-1702.5 240943	BOS - Halter
2.3 16V CNG RWD	100	04/06→08/14	→	☐; 05/06→; mit Einfachbereifung;		24.3484-1701.5 240942	BOS - Halter
2.3 16V LPG RWD	107	04/06→08/14	→	→ 04/14			
2.3 16V RWD	107	04/06→08/14	→	☐; 05/06→; mit Einfachbereifung;		24.3484-1702.5 240943	BOS - Halter
			→	→ 04/14			
 <b>Bremsschlauch</b>							
2.2 TDCi	63	04/06→08/14	←	05/06→ 04/14	2	24.5141-0320.3 330949	L= 320
2.2 TDCi	81	04/06→08/14	→	05/06→ 04/14; für Einfachbereifung	2	24.5124-0252.3 331218	L= 252
2.2 TDCi	96	04/06→08/14	→				
2.3 16V CNG RWD	100	04/06→08/14	→	05/06→ 04/14; für Doppelbereifung	2	24.5140-0222.3 331410	L= 222
2.3 16V LPG RWD	107	04/06→08/14					
2.3 16V RWD	107	04/06→08/14					
2.4 TDCi RWD	74	04/06→08/14					
2.4 TDCi RWD	85	04/06→08/14					
2.4 TDCi RWD	103	04/06→08/14					
2.2 TDCi	74	10/11→08/14	←	→ 04/14	2	24.5141-0320.3 330949	L= 320
2.2 TDCi	85	10/08→08/14	→				
2.2 TDCi	92	10/11→08/14	→	→ 04/14; für Einfachbereifung	2	24.5124-0252.3 331218	L= 252
2.2 TDCi 4x4	92	10/11→08/14	→	→ 04/14; für Doppelbereifung	2	24.5140-0222.3 331410	L= 222
2.2 TDCi RWD	74	10/11→08/14					
2.2 TDCi RWD	92	10/11→08/14					
2.2 TDCi RWD	114	10/11→08/14					
2.4 TDCi 4x4	103	11/06→08/14					
3.2 TDCi RWD	147	09/07→08/14					
2.2 TDCi	103	10/07→09/11	←		2	24.5141-0320.3 330949	L= 320
			→	für Einfachbereifung	2	24.5124-0252.3 331218	L= 252
			→	für Doppelbereifung	2	24.5140-0222.3 331410	L= 222
<b>FORD - TRANSIT Pritsche/Fahrgestell (FM_ _, FN_ _) 01/00→05/06</b>							
 <b>Bremssattel</b>							
2.0 DI (F_E_ _, F_F_ _)	55	08/00→05/06	←	☐; → 04/06		24.3481-1783.5 240591	- Halter
2.0 DI (F_E_ _, F_F_ _)	63	08/00→05/06	←	☐; → 04/06		24.3481-1784.5 240592	- Halter
2.0 DI (F_E_ _, F_F_ _)	74	08/00→05/06					
2.0 TDCi (F_E_ _, F_F_ _)	92	08/02→05/06					
2.3 16V (F_A_ _, F_B_ _, F_C_ _, F_D_ _)	107	04/01→05/06					

















	kw					! #			
<b>FORD - TRANSIT Pritsche/Fahrgestell (FM_-, FN_-) 01/00→05/06</b>									
 <b>Bremssattel</b>									
2.4 DI (F_A_, F_B_, F_C_, F_D_) 2.4 DI (F_A_, F_B_, F_C_, F_D_) 2.4 DI (F_A_, F_B_, F_C_, F_D_) 2.4 TDCi 2.4 TDE	55 66 88 101 85	01/00→05/06 01/00→05/06 01/00→05/06 03/04→05/06 03/04→05/06	← ← ← ← ←	☐; → 04/06 ☐; → 04/06 ☐; → 04/06 ☐; 11/01→ 04/06 ☐; 11/01→ 04/06			24.3481-1783.5 24.3481-1784.5 24.3481-1783.5 24.3481-1784.5	240591 240592 240591 240592	- Halter - Halter - Halter - Halter
 <b>Bremsschlauch</b>									
2.0 DI (F_E_, F_F_) 2.0 DI (F_E_, F_F_) 2.0 DI (F_E_, F_F_) 2.0 TDCi (F_E_, F_F_) 2.3 16V (F_A_, F_B_, F_C_, F_D_) 2.4 DI (F_A_, F_B_, F_C_, F_D_) 2.4 DI (F_A_, F_B_, F_C_, F_D_) 2.4 DI (F_A_, F_B_, F_C_, F_D_) 2.4 TDCi 2.4 TDE	55 63 74 92 107 55 66 88 101 85	08/00→05/06 08/00→05/06 08/00→05/06 08/02→05/06 04/01→05/06 01/00→05/06 01/00→05/06 01/00→05/06 03/04→05/06 03/04→05/06	← ← ← → ← ← ← ← ← ←	☐; → 04/06 ☐; → 04/06 ☐; → 04/06 → 04/06 ☐; 11/01→ 04/06 ☐; 11/01→ 04/06 11/01→ 04/06		2	24.5299-0449.3 24.5299-0452.3 24.5294-0463.3 24.5299-0449.3 24.5299-0452.3 24.5294-0463.3	331039 331040 331032	L= 449 L= 452 L= 463 L= 449 L= 452 L= 463
<b>FORD - TRANSIT TOURNEO Bus 07/06→08/14</b>									
 <b>Bremssattel</b>									
2.2 2.2 TDCi 2.2 TDCi 2.2 TDCi 2.2 TDCi	92 81 85 96 103	10/11→08/14 07/06→08/14 10/08→08/14 07/06→08/14 10/07→08/14	→ → → → →	☐; → 04/14 ☐; → 04/14			24.3484-1701.5 24.3484-1702.5	240942 240943	BOS - Halter BOS - Halter
 <b>Bremsschlauch</b>									
2.2 2.2 TDCi 2.2 TDCi 2.2 TDCi 2.2 TDCi	92 81 85 96 103	10/11→08/14 07/06→08/14 10/08→08/14 07/06→08/14 10/07→08/14	← → → → →	→ 04/14 → 04/14; für Einfachbereifung → 04/14; für Doppelbereifung		2	24.5141-0320.3 24.5124-0252.3 24.5140-0222.3	330949 331218 331410	L= 320 L= 252 L= 222
<b>FORD - TRANSIT TOURNEO Bus 08/94→12/00</b>									
 <b>Bremssattel</b>									
2.0 2.4 D 2.5 DI 2.5 DI 2.5 TD 2.5 TD	84 55 51 56 74 63	11/94→12/00 08/94→06/00 11/94→12/00 11/94→12/00 04/98→12/00 11/94→12/00	← ← ← ← ← ←	☐; 09/95→ 03/00; Felgenreöße [Zoll]: 15 ☐; 09/95→ 03/00; Felgenreöße [Zoll]: 15 ☐; → 03/00; Felgenreöße [Zoll]: 15 ☐; → 03/00; Felgenreöße [Zoll]: 15 ☐; 01/95→ 03/00; Felgenreöße [Zoll]: 15 ☐; 01/95→ 03/00; Felgenreöße [Zoll]: 15			24.3421-1709.5 24.3421-1710.5 24.3421-1709.5 24.3421-1710.5 24.3421-1709.5 24.3421-1710.5	240697 240698 240697 240698 240697 240698	TRW - Halter TRW - Halter TRW - Halter TRW - Halter TRW - Halter TRW - Halter
 <b>Bremsschlauch</b>									
2.0 2.5 DI 2.5 DI 2.5 TD	84 51 56 74	11/94→12/00 11/94→12/00 11/94→12/00 04/98→12/00	← ← → → ← ← →	☐; 09/95→ 03/00 ☐; 09/95→ 03/00 09/95→ 03/00; X-Bremskreisaufteilung (Diagonale Aufteilung) 09/95→ 03/00; HH-Bremskreisaufteilung (VA+HA/VA+HA) ☐; → 03/00 ☐; → 03/00 → 03/00; X-Bremskreisaufteilung (Diagonale Aufteilung)		2	24.5236-0429.3 24.5236-0430.3 24.5245-0398.3 24.5245-0405.3 24.5236-0429.3 24.5236-0430.3 24.5245-0398.3	330586 330587 331188 330686	L= 429 L= 429 L= 398 L= 405 L= 429 L= 429 L= 398
↓									














	kw					! #		
<b>FORD - TRANSIT TOURNEO Bus 08/94→12/00</b>								
 <b>Bremsschlauch</b>								
2.5 DI	51	11/94→12/00	→	→ 03/00;		2	24.5245-0405.3 330686	L= 405
2.5 DI	56	11/94→12/00		HH-Bremskreisaufteilung (VA+HA/VA				
2.5 TD	74	04/98→12/00		+HA)				
2.5 TD	63	11/94→12/00	←	☐; 01/95→ 03/00			24.5236-0429.3 330586	L= 429
			←	☐; 01/95→ 03/00			24.5236-0430.3 330587	L= 429
			→	01/95→ 03/00;		2	24.5245-0398.3 331188	L= 398
				X-Bremskreisaufteilung (Diagonale				
			→	Aufteilung)				
			→	01/95→ 03/00;		2	24.5245-0405.3 330686	L= 405
				HH-Bremskreisaufteilung (VA+HA/VA				
				+HA)				
<b>FORD - TRANSIT TOURNEO Bus (FC_ _) 06/00→03/06</b>								
 <b>Bremssattel</b>								
2.0	55	06/00→08/03	←	☐			24.3481-1783.5 240591	- Halter
2.0	74	06/00→03/05						
2.0	92	03/02→03/06	←	☐			24.3481-1784.5 240592	- Halter
 <b>Bremsschlauch</b>								
2.0	55	06/00→08/03	←	☐			24.5299-0449.3 331039	L= 449
2.0	74	06/00→03/05						
2.0	92	03/02→03/06	←	☐			24.5299-0452.3 331040	L= 452
			→			2	24.5294-0463.3 331032	L= 463
<b>HONDA - ACCORD V (CC, CD) 06/92→12/97</b>								
 <b>Bremssattel</b>								
2.0 i	85	03/93→01/96	←	☐; → 12/95; Vollautomatik			24.3571-1785.5 240764	- Halter
2.0 i S	96	03/93→01/96	←	☐; → 12/95; Vollautomatik			24.3571-1786.5 240765	- Halter
2.3 i SR	116	03/93→01/96	←	☐; → 12/95			24.3571-1785.5 240764	- Halter
			←	☐; → 12/95			24.3571-1786.5 240765	- Halter
<b>HONDA - ACCORD V (CE, CF_, CD) 09/95→10/98</b>								
 <b>Bremssattel</b>								
1.9 i (CE7)	85	02/96→10/98	←	☐; → 09/98; Vollautomatik			24.3571-1785.5 240764	- Halter
2.0 i LS (CE8)	96	02/96→10/98	←	☐; → 09/98; Vollautomatik			24.3571-1786.5 240765	- Halter
2.2 i VTEC (CE9)	110	02/96→10/98	←	☐; → 09/98			24.3571-1785.5 240764	- Halter
			←	☐; → 09/98			24.3571-1786.5 240765	- Halter
<b>HONDA - ACCORD VI (CK, CG, CH, CF) 03/97→12/03</b>								
 <b>Bremssattel</b>								
1.8 i (CG8)	100	10/98→12/02	→	☐			24.3384-1749.5 240345	TRW - Halter
2.0 i (CG9)	108	10/98→01/01						
2.2 Type-R (CH1)	156	02/99→12/02	→	☐			24.3384-1750.5 240346	TRW - Halter
2.0 Turbo DI (CH2)	77	02/99→12/02	→	☐; → 10/00			24.3384-1749.5 240345	TRW - Halter
			→	☐; → 10/00			24.3384-1750.5 240346	TRW - Halter
2.3 (CL3, S86)	113	01/01→06/03	→	☐; → 12/02			24.3384-1749.5 240345	TRW - Halter
			→	☐; → 12/02			24.3384-1750.5 240346	TRW - Halter
 <b>Bremsschlauch</b>								
1.6 i (CG7)	85	10/98→12/02	←	☐			24.5287-0451.3 331010	L= 451 + Halter
1.6 LS (CG7)	79	10/98→12/02						
1.8 i (CG8)	100	10/98→12/02						
2.0 i (CG9)	108	10/98→01/01						
2.2 Type-R (CH1)	156	02/99→12/02						
2.0 Turbo DI (CH2)	77	02/99→12/02	←	☐; → 10/00			24.5287-0451.3 331010	L= 451 + Halter
2.3 (CL3, S86)	113	01/01→06/03	←	☐; → 12/02			24.5287-0451.3 331010	L= 451 + Halter
<b>HONDA - ACCORD VI Hatchback (CH, CL) 12/99→12/02</b>								
 <b>Bremssattel</b>								
1.8 i (CH6)	100	12/99→12/02	→	☐			24.3384-1749.5 240345	TRW - Halter
2.0 TDi (CH8)	77	12/99→10/00	→	☐			24.3384-1750.5 240346	TRW - Halter
2.0 (CH7)	108	12/99→12/02	→	☐; → 01/01			24.3384-1749.5 240345	TRW - Halter
			→	☐; → 01/01			24.3384-1750.5 240346	TRW - Halter
↓								


















































































































	kw					! #		
<b>HONDA - ACCORD VI Hatchback (CH, CL) 12/99→12/02</b>								
 <b>Bremssattel</b>								
2.3 (CL4)	113	11/00→12/02	→	☐; 01/01→		24.3384-1749.5	240345	TRW - Halter
			→	☐; 01/01→		24.3384-1750.5	240346	TRW - Halter
 <b>Bremsschlauch</b>								
1.6 (CH5)	85	12/99→12/02	←	☐		24.5287-0451.3	331010	L= 451 + Halter
1.8 i (CH6)	100	12/99→12/02						
2.0 TDi (CH8)	77	12/99→10/00						
2.0 (CH7)	108	12/99→12/02	←	☐; → 01/01		24.5287-0451.3	331010	L= 451 + Halter
2.3 (CL4)	113	11/00→12/02	←	☐; 01/01→		24.5287-0451.3	331010	L= 451 + Halter
<b>HONDA - ACCORD VII (CL, CN) 01/03→09/12</b>								
 <b>Bremssattel</b>								
2.0 (CL7)	114	02/03→05/08	→	☐		24.3384-1749.5	240345	TRW - Halter
2.0 Allrad (CL8)	114	02/03→05/08						
2.2 i-CTDi (CN1)	103	01/04→05/08	→	☐		24.3384-1750.5	240346	TRW - Halter
2.4 (CL9)	140	02/03→05/08						
<b>Feder, Bremssattel</b>								
2.0 (CL7)	114	02/03→05/08			2	11.8116-0356.1	390586	ATE
2.0 Allrad (CL8)	114	02/03→05/08						
2.4 (CL9)	140	02/03→05/08						
<b>Führungshülzensatz, Bremssattel</b>								
2.0 (CL7)	114	02/03→05/08	←			11.0101-5407.2	260011	ATE
2.0 Allrad (CL8)	114	02/03→05/08						
2.4 (CL9)	140	02/03→05/08						
<b>Führungsbolzen, Bremssattel</b>								
2.0 (CL7)	114	02/03→05/08			2	11.8171-0008.1	990049	ATE
2.0 Allrad (CL8)	114	02/03→05/08						
2.4 (CL9)	140	02/03→05/08						
 <b>Bremsschlauch</b>								
2.0 (CL7)	114	02/03→05/08	←	☐		24.5270-0456.3	330996	L= 455 + Halter
2.0 Allrad (CL8)	114	02/03→05/08	←	☐		24.5270-0457.3	330997	L= 455 + Halter
2.2 i-CTDi (CN1)	103	01/04→05/08	→	☐		24.5270-0461.3	330998	L= 460
2.4 (CL9)	140	02/03→05/08	→	☐		24.5270-0462.3	330999	L= 460
<b>HONDA - ACCORD VII Tourer (CM, CN) 04/03→05/08</b>								
 <b>Bremssattel</b>								
2.0 (CM1)	114	04/03→05/08	→	☐		24.3384-1749.5	240345	TRW - Halter
2.2 i-CTDi (CN2)	103	01/04→05/08						
2.4 (CM2)	140	04/03→05/08	→	☐		24.3384-1750.5	240346	TRW - Halter
<b>Feder, Bremssattel</b>								
2.0 (CM1)	114	04/03→05/08			2	11.8116-0356.1	390586	ATE
2.2 i-CTDi (CN2)	103	01/04→05/08						
2.4 (CM2)	140	04/03→05/08						
<b>Führungshülzensatz, Bremssattel</b>								
2.0 (CM1)	114	04/03→05/08	←			11.0101-5407.2	260011	ATE
2.2 i-CTDi (CN2)	103	01/04→05/08						
2.4 (CM2)	140	04/03→05/08						
<b>Führungsbolzen, Bremssattel</b>								
2.0 (CM1)	114	04/03→05/08			2	11.8171-0008.1	990049	ATE
2.2 i-CTDi (CN2)	103	01/04→05/08						
2.4 (CM2)	140	04/03→05/08						
 <b>Bremsschlauch</b>								
2.0 (CM1)	114	04/03→05/08	←	☐		24.5270-0456.3	330996	L= 455 + Halter
2.2 i-CTDi (CN2)	103	01/04→05/08	←	☐		24.5270-0457.3	330997	L= 455 + Halter
2.4 (CM2)	140	04/03→05/08	→	☐		24.5270-0461.3	330998	L= 460
			→	☐		24.5270-0462.3	330999	L= 460
<b>HONDA - ACCORD VIII (CU) 04/08→</b>								
 <b>Bremssattel</b>								
2.0 i (CU1)	115	06/08→06/15	→	☐; 07/08→; Vollautomatik		24.3381-1707.5	240986	NIS - Halter
↓								




























	kw			 	! #		
<b>HONDA - ACCORD VIII (CU) 04/08→</b>							
 <b>Bremssattel</b>							
2.0 i (CU1)	115	06/08→06/15	➔	☐; 07/08→; Vollautomatik	24.3381-1708.7	220832	NIS + Halter
2.2 i-DTEC (CU3) 2.2 i-DTEC (CU3)	110 132	07/08→06/15 07/08→06/15	➔	☐; für Bremsscheibendurchmesser [mm]: 305	24.3381-1707.5	240986	NIS - Halter
2.4 i (CU2)	148	07/08→06/15	➔	☐; Vollautomatik	24.3381-1707.5	240986	NIS - Halter
			➔	☐; Vollautomatik	24.3381-1708.7	220832	NIS + Halter
 <b>Bremsschlauch</b>							
2.0 i (CU1)	115	06/08→06/15	←	☐; 07/08→	24.5270-0496.3	331469	L= 496 + Zub
			←	☐; 07/08→	24.5270-0497.3	331470	L= 495 + Zub
			➔	☐; 07/08→	24.5270-0475.3	331467	L= 476 + Zub
			➔	☐; 07/08→	24.5270-0476.3	331468	L= 476 + Zub
2.2 i-DTEC (CU3) 2.2 i-DTEC (CU3) 2.4 i (CU2)	110 132 148	07/08→06/15 07/08→06/15 07/08→06/15	←	☐	24.5270-0496.3	331469	L= 496 + Zub
			←	☐	24.5270-0497.3	331470	L= 495 + Zub
			➔	☐	24.5270-0475.3	331467	L= 476 + Zub
			➔	☐	24.5270-0476.3	331468	L= 476 + Zub
<b>HONDA - ACCORD VIII Tourer (CW) 07/08→</b>							
 <b>Bremssattel</b>							
2.0 i (CW1)	115	07/08→	➔	☐; → 06/15; Vollautomatik	24.3381-1707.5	240986	NIS - Halter
			➔	☐; → 06/15; Vollautomatik	24.3381-1708.7	220832	NIS + Halter
2.2 i-DTEC (CW3)	110	07/08→	➔	☐; für Bremsscheibendurchmesser [mm]: 305	24.3381-1707.5	240986	NIS - Halter
			➔	☐; für Bremsscheibendurchmesser [mm]: 305	24.3381-1708.7	220832	NIS + Halter
2.2 i-DTEC (CW3) 2.4 i (CW2)	132 148	07/08→ 07/08→	➔	☐; für Bremsscheibendurchmesser [mm]: 305	24.3381-1707.5	240986	NIS - Halter
 <b>Bremsschlauch</b>							
2.0 i (CW1)	115	07/08→	←	☐; → 06/15	24.5270-0496.3	331469	L= 496 + Zub
2.2 i-DTEC (CW3)	110	07/08→	←	☐; → 06/15	24.5270-0497.3	331470	L= 495 + Zub
2.2 i-DTEC (CW3)	132	07/08→	➔	☐; → 06/15	24.5270-0475.3	331467	L= 476 + Zub
2.4 i (CW2)	148	07/08→	➔	☐; → 06/15	24.5270-0476.3	331468	L= 476 + Zub
<b>HONDA - ACCORD IX Stufenheck (CR) 09/12→</b>							
 <b>Bremssattel</b>							
2.4 (CR2)	132	07/14→	➔	☐	24.3381-1707.5	240986	NIS - Halter
			➔	☐	24.3381-1708.7	220832	NIS + Halter
 <b>Bremsschlauch</b>							
2.4 (CR2)	132	07/14→	←	☐	24.5270-0496.3	331469	L= 496 + Zub
			←	☐	24.5270-0497.3	331470	L= 495 + Zub
			➔	☐	24.5270-0475.3	331467	L= 476 + Zub
			➔	☐	24.5270-0476.3	331468	L= 476 + Zub
<b>HONDA - CITY Stufenheck (GD_) 12/02→</b>							
 <b>Bremssattel</b>							
1.5 i-DSI (GD8)	66	12/02→07/08	←	☐; 10/05→	24.3511-1717.5	241161	- Halter
			←	☐; 10/05→	24.3511-1718.7	220888	- Halter
			➔	☐; 10/05→	24.3304-1713.7	220885	- Halter
			➔	☐; 10/05→	24.3304-1714.7	220886	- Halter
1.5 i-DSI (GD8)	81	10/04→07/08	←	☐	24.3511-1717.5	241161	- Halter
			←	☐	24.3511-1718.7	220888	- Halter
			➔	☐	24.3304-1713.7	220885	- Halter
			➔	☐	24.3304-1714.7	220886	- Halter
↓							

	kw			 	! #		
<b>HONDA - CITY Stufenheck (GD_) 12/02→</b>							
 <b>Bremsschlauch</b>							
1.5 i-DSI (GD8)	66	12/02→07/08	←	☐; 10/05→	24.5268-0495.3	330933	L= 495
			←	☐; 10/05→	24.5268-0496.3	330934	L= 495
			→	☐; 10/05→	24.5297-0272.3	331036	L= 272,5
			→	☐; 10/05→	24.5297-0332.3	331037	L= 332,5
1.5 i-DSI (GD8)	81	10/04→07/08	←	☐	24.5268-0495.3	330933	L= 495
			←	☐	24.5268-0496.3	330934	L= 495
			→	☐	24.5297-0272.3	331036	L= 272,5
			→	☐	24.5297-0332.3	331037	L= 332,5
<b>HONDA - CITY Stufenheck (GM2, GM3) 09/08→</b>							
 <b>Bremssattel</b>							
1.4 i-V TEC 1.5 i-VTEC (GM2)	73 88	09/08→ 02/09→	←	☐; → 11/13	24.3511-1717.5	241161	- Halter
			←	☐; → 11/13	24.3511-1718.7	220888	- Halter
			→	☐; → 11/13	24.3304-1713.7	220885	- Halter
			→	☐; → 11/13	24.3304-1714.7	220886	- Halter
 <b>Bremsschlauch</b>							
1.4 i-V TEC 1.5 i-VTEC (GM2)	73 88	09/08→ 02/09→	←	☐; → 11/13	24.5268-0495.3	330933	L= 495
			←	☐; → 11/13	24.5268-0496.3	330934	L= 495
			→	☐; → 11/13	24.5297-0272.3	331036	L= 272,5
			→	☐; → 11/13	24.5297-0332.3	331037	L= 332,5
<b>HONDA - CIVIC VI Aerodeck (MB, MC) 04/98→02/01</b>							
 <b>Bremssattel</b>							
1.4 16V (MB8) 1.4 16V (MB8)	55 66	04/98→02/01 04/98→02/01	←	☐	24.3541-1813.5	240381	TRW - Halter
			←	☐	24.3541-1814.5	240382	TRW - Halter
			→	☐; + ABS	24.3304-1701.5	240113	TRW - Halter
			→	☐; + ABS	24.3304-1702.5	240114	TRW - Halter
1.5 16V (MB9) 1.6 16V (MC1) 1.6 16V (MC1)	84 85 92	04/98→02/01 04/98→02/01 04/98→02/01	←	☐	24.3541-1813.5	240381	TRW - Halter
			←	☐	24.3541-1814.5	240382	TRW - Halter
			←	☐	24.3541-1814.5	240382	TRW - Halter
1.8 16V (MC2)	124	04/98→02/01	←	☐	24.3571-1785.5	240764	- Halter
			←	☐	24.3571-1786.5	240765	- Halter
2.0 i D (MC3)	77	04/98→02/01	←	☐	24.3541-1813.5	240381	TRW - Halter
			←	☐	24.3541-1814.5	240382	TRW - Halter
			→	☐	24.3304-1701.5	240113	TRW - Halter
			→	☐	24.3304-1702.5	240114	TRW - Halter
<b>HONDA - CIVIC VI Coupe (EJ, EM1) 03/96→12/00</b>							
 <b>Bremssattel</b>							
1.6 i	77	03/96→03/00	←	☐	24.3511-1709.5	240333	- Halter
			←	☐	24.3511-1710.5	240334	- Halter
1.6 i Vtec	118	04/99→12/00	←	☐	24.3541-1805.5	240323	- Halter
			←	☐	24.3541-1806.5	240324	- Halter
			→	☐	24.3304-1711.5	240395	- Halter
			→	☐	24.3304-1712.5	240396	- Halter
1.6 i Vtec (EM1)	92	03/96→03/00	←	☐	24.3541-1805.5	240323	- Halter
			←	☐	24.3541-1806.5	240324	- Halter
<b>HONDA - CIVIC VI Fastback (MA, MB) 09/94→02/01</b>							
 <b>Bremssattel</b>							
1.4 i (MA8, MB2)	55	09/95→02/01	←	☐; 01/97→	24.3541-1813.5	240381	TRW - Halter
			←	☐; 01/97→	24.3541-1814.5	240382	TRW - Halter
			→	☐; 01/97→	24.3304-1701.5	240113	TRW - Halter
			→	☐; 01/97→	24.3304-1702.5	240114	TRW - Halter
1.4 i (MA8, MB2)	66	06/95→02/01	←	☐; → 12/96	24.3541-1813.5	240381	TRW - Halter















	kw			 	! #			
<b>HONDA - CIVIC VI Fastback (MA, MB) 09/94→02/01</b>								
 <b>Bremssattel</b>								
1.5 i Vtec-E (MA9)	66	09/94→01/97	←	☐; → 12/96		24.3541-1814.5	240382	TRW - Halter
			→	☐; → 12/96; + ABS		24.3304-1701.5	240113	TRW - Halter
			→	☐; → 12/96; + ABS		24.3304-1702.5	240114	TRW - Halter
1.5 16V (MB3)	84	01/97→02/01	←	☐		24.3541-1813.5	240381	TRW - Halter
1.6 16V (MB4)	85	01/97→02/01	←	☐		24.3541-1814.5	240382	TRW - Halter
1.6 VTi	118	01/97→02/01	←	☐		24.3541-1814.5	240382	TRW - Halter
2.0 i TD (MB7)	63	01/97→02/01	→	☐		24.3304-1701.5	240113	TRW - Halter
2.0 TDiC (MB7)	74	11/98→10/00	→	☐		24.3304-1702.5	240114	TRW - Halter
2.0 TDiC (MB7)	77	11/98→10/00	→	☐		24.3304-1702.5	240114	TRW - Halter
1.6	92	11/98→10/00	←	☐		24.3541-1813.5	240381	TRW - Halter
			←	☐		24.3541-1814.5	240382	TRW - Halter
1.6 i (MB1)	83	09/94→01/97	←	☐; → 12/96		24.3541-1813.5	240381	TRW - Halter
1.6 i Vtec (MB1)	93	09/94→01/97	←	☐; → 12/96		24.3541-1814.5	240382	TRW - Halter
1.6 i (MB1)	93	09/94→01/97	→	☐; → 12/96		24.3304-1701.5	240113	TRW - Halter
			→	☐; → 12/96		24.3304-1702.5	240114	TRW - Halter
			→	☐; → 12/96		24.3304-1702.5	240114	TRW - Halter
1.8 16V (MB6)	124	01/97→02/01	←	☐		24.3571-1785.5	240764	- Halter
			←	☐		24.3571-1786.5	240765	- Halter
<b>Zubehörsatz, Bremssattel</b>								
1.4 i (MA8, MB2)	66	06/95→02/01	→	→ 12/96; + ABS		24.0101-3004.2	260042	TRW
1.5 i Vtec-E (MA9)	66	09/94→01/97	→	→ 12/96		24.0101-3004.2	260042	TRW
1.6 i (MB1)	83	09/94→01/97	→	→ 12/96		24.0101-3004.2	260042	TRW
1.6 i Vtec (MB1)	93	09/94→01/97	→	→ 12/96		24.0101-3004.2	260042	TRW
<b>HONDA - CIVIC VI Hatchback (EJ, EK) 10/95→02/01</b>								
 <b>Bremssattel</b>								
1.4 i (EJ9)	55	11/95→02/01	←	☐; → 01/01; - ABS		24.3511-1709.5	240333	- Halter
			←	☐; → 01/01; - ABS		24.3511-1710.5	240334	- Halter
			←	☐; → 01/01; + ABS		24.3541-1805.5	240323	- Halter
			←	☐; → 01/01; + ABS		24.3541-1806.5	240324	- Halter
			→	☐; → 10/98; + ABS		24.3304-1701.5	240113	TRW - Halter
			→	☐; → 10/98; + ABS		24.3304-1702.5	240114	TRW - Halter
1.4 i S (EJ9)	66	11/95→02/01	←	☐; → 01/01; - ABS		24.3511-1709.5	240333	- Halter
			←	☐; → 01/01; - ABS		24.3511-1710.5	240334	- Halter
			←	☐; → 01/01; + ABS		24.3541-1805.5	240323	- Halter
			←	☐; → 01/01; + ABS		24.3541-1806.5	240324	- Halter
1.5 i (EK3)	84	11/95→02/01	←	☐; → 01/01		24.3541-1805.5	240323	- Halter
			←	☐; → 01/01		24.3541-1806.5	240324	- Halter
			→	☐; → 01/01		24.3304-1711.5	240395	- Halter
			→	☐; → 01/01		24.3304-1712.5	240396	- Halter
1.6 i (EK1)	84	11/95→02/01	←	☐; → 01/01		24.3541-1805.5	240323	- Halter
			←	☐; → 01/01		24.3541-1806.5	240324	- Halter
			→	☐; → 01/01		24.3304-1711.5	240395	- Halter
			→	☐; → 01/01		24.3304-1712.5	240396	- Halter
1.6 VTi (EK4)	118	11/95→02/01	←	☐; → 01/01		24.3541-1805.5	240323	- Halter
			←	☐; → 01/01		24.3541-1806.5	240324	- Halter
			→	☐; → 01/01		24.3304-1711.5	240395	- Halter
			→	☐; → 01/01		24.3304-1712.5	240396	- Halter
2.0 TDiC	77	11/98→10/00	←	☐		24.3541-1813.5	240381	TRW - Halter
			←	☐		24.3541-1814.5	240382	TRW - Halter
			→	☐		24.3304-1701.5	240113	TRW - Halter
			→	☐		24.3304-1702.5	240114	TRW - Halter
<b>HONDA - CIVIC VI Stufenheck (EJ, EK) 06/95→03/01</b>								
 <b>Bremssattel</b>								
1.4 i (EJ9)	66	11/95→02/01	←	☐; → 01/01; - ABS		24.3511-1709.5	240333	- Halter
			←	☐; → 01/01; - ABS		24.3511-1710.5	240334	- Halter
			←	☐; → 01/01; + ABS		24.3541-1805.5	240323	- Halter
			←	☐; → 01/01; + ABS		24.3541-1806.5	240324	- Halter
1.5 i (EK3)	84	11/95→02/01	←	☐; → 01/01		24.3541-1805.5	240323	- Halter
			←	☐; → 01/01		24.3541-1806.5	240324	- Halter
			→	☐; → 01/01		24.3304-1711.5	240395	- Halter
			→	☐; → 01/01		24.3304-1712.5	240396	- Halter
1.6 i Vtec	92	11/95→02/01	←	☐; → 01/01		24.3541-1805.5	240323	- Halter
			←	☐; → 01/01		24.3541-1806.5	240324	- Halter
1.6 VTi (EK4)	118	11/95→02/01	→	☐; → 01/01		24.3304-1711.5	240395	- Halter
			→	☐; → 01/01		24.3304-1712.5	240396	- Halter

	kw			 	! #		
<b>HONDA - CIVIC VII Coupe (EM2) 02/01→12/05</b>							
 <b>Bremssattel</b>							
1.6 i	81	02/01→12/05	  ; → 10/04	24.3541-1733.5	241133	NIS - Halter	
			  ; → 10/04	24.3541-1734.7	220706	NIS - Halter	
			 	24.3541-1825.7	220721	TRW - Halter	
			 	24.3541-1826.5	241138	TRW - Halter	
1.7 i 1.7 i VTEC	88	05/01→12/05	  ; → 10/04	24.3541-1733.5	241133	NIS - Halter	
	92	05/01→12/05	  ; → 10/04	24.3541-1734.7	220706	NIS - Halter	
<b>HONDA - CIVIC VII Hatchback (EU, EP, EV) 03/99→02/06</b>							
 <b>Bremssattel</b>							
1.4 i	55	02/01→09/05	 	24.3541-1733.5	241133	NIS - Halter	
			 	24.3541-1734.7	220706	NIS - Halter	
1.4 iS (EP1)	66	02/01→09/05	 	24.3541-1825.7	220721	TRW - Halter	
			 	24.3541-1826.5	241138	TRW - Halter	
1.6 i 1.7 CTDi	81	02/01→09/05	 	24.3541-1733.5	241133	NIS - Halter	
	74	01/02→09/05	 	24.3541-1825.7	220721	TRW - Halter	
			 	24.3541-1734.7	220706	NIS - Halter	
			 	24.3541-1826.5	241138	TRW - Halter	
<b>HONDA - CIVIC VII Stufenheck (ES, ET) 10/00→04/06</b>							
 <b>Bremssattel</b>							
1.3 IMA (ED9, ES9)	61	10/03→09/05	  ; 01/04→	24.3541-1733.5	241133	NIS - Halter	
			  ; 01/04→	24.3541-1734.7	220706	NIS - Halter	
1.4 (ES4)	66	12/00→09/05	  ; 02/01→	24.3541-1733.5	241133	NIS - Halter	
			  ; 02/01→	24.3541-1734.7	220706	NIS - Halter	
1.5 (ES8)	82	02/03→09/05	 	24.3541-1733.5	241133	NIS - Halter	
1.6	81	02/01→09/05	 	24.3541-1733.5	241133	NIS - Halter	
			 	24.3541-1734.7	220706	NIS - Halter	
<b>HONDA - CIVIC VIII Hatchback (FN, FK) 09/05→</b>							
 <b>Bremsschlauch</b>							
1.4 (FK1, FN4)	73	10/08→	  ; → 12/12	24.5270-0515.3	331145	L= 515	
1.4 (FK1)	61	09/05→	  ; 01/06→ 01/12	24.5268-0510.3	331143	L= 510	
			  ; 01/06→ 01/12	24.5268-0511.3	331144	L= 510	
			  ; 01/06→ 01/12	24.5270-0200.3	331247	L= 200 L2= 290	
			  ; 01/06→ 01/12	24.5270-0201.3	331248	L= 200 L2= 230	
			 				
1.8 (FN1, FK2)	103	09/05→	  ; 01/06→ 12/12	24.5268-0510.3	331143	L= 510	
			  ; 01/06→ 12/12	24.5268-0511.3	331144	L= 510	
			  ; 01/06→ 12/12	24.5270-0200.3	331247	L= 200 L2= 290	
			  ; 01/06→ 12/12	24.5270-0201.3	331248	L= 200 L2= 230	
			 				
2.2 CTDi (FK3)	103	09/05→	  ; 01/06→ 12/12	24.5268-0560.3	331345	L= 560	
			  ; 01/06→ 12/12	24.5268-0561.3	331346	L= 560	
			  ; 01/06→ 12/12	24.5270-0200.3	331247	L= 200 L2= 290	
			  ; 01/06→ 12/12	24.5270-0201.3	331248	L= 200 L2= 230	
Type R (FN2)	148	09/06→	  ; → 12/12	24.5268-0560.3	331345	L= 560	
			  ; → 12/12	24.5268-0561.3	331346	L= 560	
			  ; → 12/12	24.5270-0200.3	331247	L= 200 L2= 290	
			  ; → 12/12	24.5270-0201.3	331248	L= 200 L2= 230	
<b>HONDA - CIVIC VIII Stufenheck (FD, FA) 09/05→</b>							
 <b>Bremssattel</b>							
1.3 IMA (FA3, FD3)	70	01/06→	  ; → 02/12	24.3541-1733.5	241133	NIS - Halter	
			  ; → 02/12	24.3541-1734.7	220706	NIS - Halter	
 <b>Bremsschlauch</b>							
1.6	92	09/05→	  ; → 12/12	24.5270-0515.3	331145	L= 515	
1.8 (FD1, FD7)	103	09/05→02/12	 	24.5270-0515.3	331145	L= 515	














	kW			 	! #		
<b>HONDA - CONCERTO (HW, MA) 08/89→10/96</b>							
 <b>Bremssattel</b>							
1.5 i 16V	66	08/89→03/95	←	☐; 01/90→01/95		24.3541-1813.5 240381	TRW - Halter
			←	☐; 01/90→01/95		24.3541-1814.5 240382	TRW - Halter
1.6 i 16V	82	08/89→03/95	←	☐; 01/90→01/95		24.3541-1813.5 240381	TRW - Halter
1.6 i 16V	90	08/89→03/95	←	☐; 01/90→01/95		24.3541-1814.5 240382	TRW - Halter
			→	☐; 01/90→01/95		24.3304-1701.5 240113	TRW - Halter
			→	☐; 01/90→01/95		24.3304-1702.5 240114	TRW - Halter
<b>Zubehörsatz, Bremssattel</b>							
1.6 i 16V	82	08/89→03/95	→	01/90→01/95		24.0101-3004.2 260042	TRW
1.6 i 16V	90	08/89→03/95					
<b>HONDA - CR-V I (RD) 10/95→07/02</b>							
 <b>Bremsschlauch</b>							
2.0 16V 4WD (RD1, RD3)	94	10/95→12/01	←	☐; 01/97→04/99		24.5287-0441.3 331008	L= 441 + Halter
			←	☐; 01/97→04/99		24.5287-0442.3 331009	L= 441 + Halter
2.0 16V 4WD (RD1, RD3)	108	01/99→02/02	←	☐; 04/99→		24.5287-0441.3 331008	L= 441 + Halter
			←	☐; 04/99→		24.5287-0442.3 331009	L= 441 + Halter
<b>HONDA - CR-V II (RD_) 09/01→07/07</b>							
 <b>Bremssattel</b>							
2.0 (RD5)	110	09/01→03/07	→	☐; 07/02→12/04		24.3381-1707.5 240986	NIS - Halter
			→	☐; 07/02→12/04		24.3381-1708.7 220832	NIS + Halter
 <b>Bremsschlauch</b>							
2.0 (RD5)	110	09/01→03/07	→	07/02→12/04	2	24.5270-0435.3 331134	L= 435
			→	01/05→09/06	2	24.5270-0490.3 331079	L= 490
2.2 CTDi (RD9)	103	02/05→09/06	→		2	24.5270-0490.3 331079	L= 490
<b>HONDA - CR-V III (RE_) 06/06→</b>							
 <b>Bremsschlauch</b>							
2.0 i-VTEC (RE5, RE1)	110	01/07→06/12	←	☐		24.5270-0410.3 331181	L= 410
2.0 i-VTEC 4WD (RE5, RE2)	110	10/06→06/12	←	☐		24.5270-0411.3 331182	L= 410
2.4 (RE3)	124	06/06→06/12	→		2	24.5270-0450.3 331183	L= 450
2.2 i-CTDi 4WD (RE6)	103	01/07→	←	☐; → 09/12		24.5270-0410.3 331181	L= 410
2.2 i-DTEC 4WD (RE6)	110	01/07→	←	☐; → 09/12		24.5270-0411.3 331182	L= 410
2.4 (RE4)	125	04/07→	←	☐; → 09/12		24.5270-0411.3 331182	L= 410
2.4 i-Vtec 4WD	125	04/07→	→	→ 09/12	2	24.5270-0450.3 331183	L= 450
2.4 i-VTEC 4WD (RE7)	122	09/09→	→				
2.4 i-VTEC 4WD (RE4)	118	10/06→	←	☐; 01/07→09/12		24.5270-0410.3 331181	L= 410
			←	☐; 01/07→09/12		24.5270-0411.3 331182	L= 410
			→	01/07→09/12	2	24.5270-0450.3 331183	L= 450
<b>HONDA - CRX III (EH, EG) 03/92→12/98</b>							
 <b>Bremssattel</b>							
1.6 ESi (EH6)	92	03/92→12/98	←	☐		24.3541-1805.5 240323	- Halter
			←	☐		24.3541-1806.5 240324	- Halter
			→	☐; + ABS		24.3304-1711.5 240395	- Halter
			→	☐; + ABS		24.3304-1712.5 240396	- Halter
1.6 i VTi (EG2)	118	03/92→12/98	←	☐		24.3541-1805.5 240323	- Halter
			←	☐		24.3541-1806.5 240324	- Halter
			→	☐		24.3304-1711.5 240395	- Halter
			→	☐		24.3304-1712.5 240396	- Halter
<b>HONDA - INSIGHT (ZE_) 04/09→</b>							
 <b>Bremsschlauch</b>							
1.3 IMA (ZE28, ZE2)	65	04/09→	←	☐; → 09/13		24.5175-0527.3 331390	L= 535
			←	☐; → 09/13		24.5175-0528.3 331391	L= 535












	kw			 	! #		
<b>HONDA - JAZZ II (GD_, GE3, GE2) 06/01→12/08</b>							
 <b>Bremssattel</b>							
1.2 i-DSI (GD5, GE2) 1.3 iDSi (GD1)	57 61	03/02→07/08 03/02→07/08	←	☐; 01/04→		24.3511-1717.5 241161	- Halter
			←	☐; 01/04→		24.3511-1718.7 220888	- Halter
			←	☐; → 12/03		24.3511-1719.7 220937	TRW - Halter
			←	☐; → 12/03		24.3511-1720.7 220938	TRW - Halter
			→	☐; 01/04→; + ABS		24.3304-1713.7 220885	- Halter
			→	☐; 01/04→; + ABS		24.3304-1714.7 220886	- Halter
1.3 iDSi	63	03/02→09/07	←	☐; 10/05→		24.3511-1717.5 241161	- Halter
			←	☐; 10/05→		24.3511-1718.7 220888	- Halter
			→	☐; 10/05→		24.3304-1713.7 220885	- Halter
			→	☐; 10/05→		24.3304-1714.7 220886	- Halter
1.4 iDSi (GE3, GD1)	61	12/06→10/08	←	☐		24.3511-1717.5 241161	- Halter
			←	☐		24.3511-1718.7 220888	- Halter
			→	☐; + ABS		24.3304-1713.7 220885	- Halter
			→	☐; + ABS		24.3304-1714.7 220886	- Halter
1.5 (GD3)	81	04/02→07/08	←	☐		24.3511-1717.5 241161	- Halter
			→	☐		24.3304-1713.7 220885	- Halter
			→	☐		24.3304-1714.7 220886	- Halter
 <b>Bremsschlauch</b>							
1.2 i-DSI (GD5, GE2) 1.3 iDSi (GD1) 1.4 iDSi (GE3, GD1)	57 61 61	03/02→07/08 03/02→07/08 12/06→10/08	←	☐		24.5268-0495.3 330933	L= 495
			←	☐		24.5268-0496.3 330934	L= 495
			→	☐		24.5297-0272.3 331036	L= 272,5
			→	☐		24.5297-0332.3 331037	L= 332,5
1.3 iDSi	63	03/02→09/07	←	☐; 10/05→		24.5268-0495.3 330933	L= 495
			←	☐; 10/05→		24.5268-0496.3 330934	L= 495
			→	☐; 10/05→		24.5297-0272.3 331036	L= 272,5
			→	☐; 10/05→		24.5297-0332.3 331037	L= 332,5
1.5 (GD3)	81	04/02→07/08	←	☐		24.5268-0495.3 330933	L= 495
			←	☐		24.5268-0496.3 330934	L= 495
			→	☐		24.5297-0272.3 331036	L= 272,5
			→	☐		24.5297-0332.3 331037	L= 332,5
<b>HONDA - JAZZ III (GE_, GG_, GP_, ZA_) 10/07→</b>							
 <b>Bremssattel</b>							
1.2 1.5 i-VTEC (GE8)	66 88	07/08→ 07/08→06/14	←	☐; → 12/08		24.3511-1717.5 241161	- Halter
			←	☐; → 12/08		24.3511-1718.7 220888	- Halter
			→	☐; → 12/08		24.3304-1713.7 220885	- Halter
			→	☐; → 12/08		24.3304-1714.7 220886	- Halter
			→	☐		24.3304-1717.5 241249	TRW - Halter
			→	☐		24.3304-1718.5 241250	TRW - Halter
1.3 i	73	07/08→	←	☐; → 12/08		24.3511-1717.5 241161	- Halter
			←	☐; → 12/08		24.3511-1718.7 220888	- Halter
			→	☐		24.3304-1717.5 241249	TRW - Halter
			→	☐		24.3304-1718.5 241250	TRW - Halter
 <b>Bremsschlauch</b>							
1.2	66	07/08→	←	☐; 01/09→ 12/15		24.5175-0527.3 331390	L= 535
			←	☐; 01/09→ 12/15		24.5175-0528.3 331391	L= 535
			←	☐; → 12/08		24.5268-0495.3 330933	L= 495
			←	☐; → 12/08		24.5268-0496.3 330934	L= 495
			→	01/09→ 12/15	2	24.5270-0236.3 331466	L= 240 + Zub
			→	☐ / innen; 01/09→ 12/15		24.5278-0254.3 331471	L= 265 + Zub
			→	☐; → 12/08		24.5297-0272.3 331036	L= 272,5
			→	☐; → 12/08		24.5297-0332.3 331037	L= 332,5
↓							




























	kW			 	! #		
<b>HONDA - JAZZ III (GE_, GG_, GP_, ZA_) 10/07→</b>							
 <b>Bremsschlauch</b>							
1.3 HYBRID (GP1)	65	04/11→	←	☐; → 12/15		24.5175-0527.3 331390	L= 535
			←	☐; → 12/15		24.5175-0528.3 331391	L= 535
			→	☐ / innen; → 12/15		24.5278-0254.3 331471	L= 265 + Zub
1.3 i	73	07/08→	←	☐; → 12/15		24.5175-0527.3 331390	L= 535
			←	☐; → 12/15		24.5175-0528.3 331391	L= 535
			→	☐ / innen; 01/09→ 12/15		24.5278-0254.3 331471	L= 265 + Zub
			→	☐; → 12/08		24.5297-0272.3 331036	L= 272,5
			→	☐; → 12/08		24.5297-0332.3 331037	L= 332,5
1.5 i-VTEC (GE8)	88	07/08→06/14	←	☐; 01/09→		24.5175-0527.3 331390	L= 535
			←	☐; 01/09→		24.5175-0528.3 331391	L= 535
			←	☐; → 12/08		24.5268-0495.3 330933	L= 495
			←	☐; → 12/08		24.5268-0496.3 330934	L= 495
			→	☐ / innen; 01/09→		24.5278-0254.3 331471	L= 265 + Zub
			→	☐; → 12/08		24.5297-0272.3 331036	L= 272,5
			→	☐; → 12/08		24.5297-0332.3 331037	L= 332,5
<b>HONDA - JAZZ IV (GK_) 09/13→</b>							
 <b>Bremssattel</b>							
1.3	75	09/15→	→	☐		24.3304-1717.5 241249	TRW - Halter
1.5	96	09/17→	→	☐		24.3304-1718.5 241250	TRW - Halter
<b>HONDA - LOGO (GA) 03/99→03/02</b>							
 <b>Bremssattel</b>							
1.3 (GA3)	48	03/99→03/02	←	☐		24.3511-1709.5 240333	- Halter
			←	☐		24.3511-1710.5 240334	- Halter
<b>HYUNDAI - ACCENT II (LC) 09/99→12/12</b>							
 <b>Bremssattel</b>							
1.3	55	01/00→11/05	←	☐; → 09/05		24.3541-1807.5 240335	AKE - Halter
1.3	62	08/02→11/05	←	☐; → 09/05		24.3541-1808.5 240336	AKE - Halter
1.3	63	01/00→11/05	←	☐; → 09/05		24.3541-1808.5 240336	AKE - Halter
1.5	66	01/00→11/05					
1.5	75	09/00→11/05					
1.5 CRDi	60	04/02→11/05					
1.6	77	12/02→11/05					
 <b>Bremsschlauch</b>							
1.3	55	01/00→11/05	→	→ 09/05	2	24.5261-0256.3 331246	L= 255
1.3	62	08/02→11/05					
1.3	63	01/00→11/05					
1.5	66	01/00→11/05					
1.5	75	09/00→11/05					
1.5 CRDi	60	04/02→11/05					
1.6	77	12/02→11/05					
<b>HYUNDAI - ACCENT II Stufenheck (LC) 09/99→11/17</b>							
 <b>Bremssattel</b>							
1.3	55	01/00→11/05	←	☐; → 09/05		24.3541-1807.5 240335	AKE - Halter
1.3	63	01/00→11/05	←	☐; → 09/05		24.3541-1808.5 240336	AKE - Halter
1.5	66	01/00→11/05	←	☐; → 09/05		24.3541-1808.5 240336	AKE - Halter
1.6	77	12/02→11/05					
1.5	73	09/99→10/02	←	☐; 09/00→		24.3541-1807.5 240335	AKE - Halter
1.5	75	09/99→10/02	←	☐; 09/00→		24.3541-1808.5 240336	AKE - Halter
1.5 CRDi	60	01/02→11/05	←	☐; 04/02→ 09/05		24.3541-1807.5 240335	AKE - Halter
			←	☐; 04/02→ 09/05		24.3541-1808.5 240336	AKE - Halter
 <b>Bremsschlauch</b>							
1.3	55	01/00→11/05	→	→ 09/05	2	24.5261-0256.3 331246	L= 255
1.3	63	01/00→11/05					
1.5	66	01/00→11/05					
1.6	77	12/02→11/05					
1.5	73	09/99→10/02	→	09/00→	2	24.5261-0256.3 331246	L= 255
1.5	75	09/99→10/02					
1.5 CRDi	60	01/02→11/05	→	04/02→ 09/05	2	24.5261-0256.3 331246	L= 255



























	kw			 	! #		
<b>HYUNDAI - ATOS (MX) 01/97→</b>							
 <b>Bremsschlauch</b>							
1.0 i	40	03/98→12/00	←	☐		24.5286-0340.3 330977	L= 340
1.0 i	43	03/01→07/03	←	☐		24.5286-0341.3 330989	L= 340
<b>HYUNDAI - COUPE (RD) 05/96→04/02</b>							
 <b>Bremssattel</b>							
1.6 16V	85	03/98→04/02	→	☐; + ABS		24.3344-1727.5 240776	- Halter
1.6 i 16V	79	08/00→01/02	→	☐; + ABS		24.3344-1728.5 240777	- Halter
1.6 i 16V	84	12/96→04/02	→	☐; + ABS		24.3344-1727.5 240776	- Halter
2.0 16V	99	03/01→04/02	→	☐		24.3344-1728.5 240777	- Halter
2.0 16V	102	08/96→04/02	→	☐		24.3344-1728.5 240777	- Halter
<b>HYUNDAI - GALLOPER II (JK-01) 02/97→12/03</b>							
 <b>Bremssattel</b>							
2.5 TD	65	08/98→12/03	←	☐		24.3431-1705.5 240365	- Halter
2.5 TD intercooler	73	08/98→12/03	←	☐		24.3431-1706.5 240366	- Halter
3.0 V6	104	08/98→12/03	←	☐		24.3431-1706.5 240366	- Halter
 <b>Bremsschlauch</b>							
2.5 TD	65	08/98→12/03	←	☐		24.5290-0439.3 331176	L= 439
2.5 TD intercooler	73	08/98→12/03	←	☐		24.5290-0440.3 331177	L= 439
3.0 V6	104	08/98→12/03	←	☐		24.5290-0440.3 331177	L= 439
<b>HYUNDAI - GETZ (TB) 06/01→01/11</b>							
 <b>Bremssattel</b>							
1.1	46	09/02→09/05	←	☐; → 07/05		24.3541-1807.5 240335	AKE - Halter
1.6	77	09/02→09/05	←	☐; → 07/05		24.3541-1808.5 240336	AKE - Halter
1.1	49	09/05→06/09	←	☐; → 02/09		24.3541-1807.5 240335	AKE - Halter
1.4 i	71	08/05→12/10	←	☐; → 02/09		24.3541-1808.5 240336	AKE - Halter
1.5 CRDi	65	08/05→06/09	←	☐; → 02/09		24.3541-1808.5 240336	AKE - Halter
1.5 CRDi GLS	81	08/05→06/09	←	☐; → 02/09		24.3541-1808.5 240336	AKE - Halter
1.3	63	09/03→09/05	←	☐; → 04/05		24.3541-1807.5 240335	AKE - Halter
1.5 CRDi	60	03/03→09/05	←	☐; → 04/05		24.3541-1808.5 240336	AKE - Halter
1.3 i	60	09/02→03/04	←	☐		24.3541-1807.5 240335	AKE - Halter
			←	☐		24.3541-1808.5 240336	AKE - Halter
1.6	78	06/05→12/06	←	☐; 08/05→		24.3541-1807.5 240335	AKE - Halter
			←	☐; 08/05→		24.3541-1808.5 240336	AKE - Halter
 <b>Bremsschlauch</b>							
1.1	46	09/02→09/05	←	☐; → 07/05		24.5248-0466.3 330920	L= 466
			←	☐; → 07/05		24.5248-0467.3 330921	L= 466
			→	☐; → 07/05		24.5272-0205.3 330975	L= 205
			→	☐; → 07/05		24.5272-0258.3 330939	L= 258
1.1	49	09/05→06/09	←	☐; → 02/09		24.5248-0466.3 330920	L= 466
			←	☐; → 02/09		24.5248-0467.3 330921	L= 466
			→	☐; → 02/09		24.5272-0205.3 330975	L= 205
			→	☐; → 02/09		24.5272-0258.3 330939	L= 258
1.3	63	09/03→09/05	←	☐; → 04/05		24.5248-0466.3 330920	L= 466
			←	☐; → 04/05		24.5248-0467.3 330921	L= 466
			→	☐		24.5272-0205.3 330975	L= 205
			→	☐		24.5272-0258.3 330939	L= 258
1.3 i	60	09/02→03/04	←	☐		24.5248-0466.3 330920	L= 466
			←	☐		24.5248-0467.3 330921	L= 466
			→	☐		24.5298-0469.3 331191	L= 469
			→	☐		24.5298-0470.3 331192	L= 469
1.4 i	71	08/05→12/10	←	☐; → 02/09		24.5248-0466.3 330920	L= 466
1.5 CRDi	65	08/05→06/09	←	☐; → 02/09		24.5248-0467.3 330921	L= 466
			→	☐; → 02/09; - ABS		24.5272-0205.3 330975	L= 205
			→	☐; → 02/09; - ABS		24.5272-0258.3 330939	L= 258
			→	☐; → 02/09; + ABS		24.5298-0469.3 331191	L= 469
↓							












	kW			 	! #		
<b>HYUNDAI - GETZ (TB) 06/01→01/11</b>							
 <b>Bremsschlauch</b>							
1.4 i	71	08/05→12/10	➔	☐; → 02/09; + ABS		24.5298-0470.3 331192	L= 469
1.5 CRDi	65	08/05→06/09					
1.5 CRDi	60	03/03→09/05	➔	☐; → 04/05		24.5248-0466.3 330920	L= 466
			➔	☐; → 04/05		24.5248-0467.3 330921	L= 466
			➔	☐; → 04/05		24.5298-0469.3 331191	L= 469
			➔	☐; → 04/05		24.5298-0470.3 331192	L= 469
1.5 CRDi GLS	81	08/05→06/09	➔	☐; → 02/09		24.5248-0466.3 330920	L= 466
			➔	☐; → 02/09		24.5248-0467.3 330921	L= 466
			➔	☐; → 02/09		24.5298-0469.3 331191	L= 469
			➔	☐; → 02/09		24.5298-0470.3 331192	L= 469
1.6	77	09/02→09/05	➔	☐; → 07/05		24.5248-0466.3 330920	L= 466
			➔	☐; → 07/05		24.5248-0467.3 330921	L= 466
			➔	☐; → 07/05; - ABS		24.5272-0205.3 330975	L= 205
			➔	☐; → 07/05; - ABS		24.5272-0258.3 330939	L= 258
			➔	☐; → 07/05; + ABS		24.5298-0469.3 331191	L= 469
			➔	☐; → 07/05; + ABS		24.5298-0470.3 331192	L= 469
1.6	78	06/05→12/06	➔	☐; 08/05→		24.5248-0466.3 330920	L= 466
			➔	☐; 08/05→		24.5248-0467.3 330921	L= 466
			➔	☐; 08/05→; - ABS		24.5272-0205.3 330975	L= 205
			➔	☐; 08/05→; - ABS		24.5272-0258.3 330939	L= 258
			➔	☐; 08/05→; + ABS		24.5298-0469.3 331191	L= 469
			➔	☐; 08/05→; + ABS		24.5298-0470.3 331192	L= 469
<b>HYUNDAI - HIGHWAY VAN 03/00→03/04</b>							
 <b>Bremssattel</b>							
2.0 CRDi	83	03/01→03/04	➔	☐		24.3431-1709.5 240729	- Halter
2.0 CVVT	104	11/03→03/04	➔	☐		24.3431-1710.5 240730	- Halter
<b>HYUNDAI - i10 (BA, IA) 08/13→</b>							
 <b>Bremsschlauch</b>							
1.0	49	08/13→	➔	→ 11/13	2	24.5286-0265.3 331046	L= 265
			➔	☐; → 11/13; Trommelbremse		24.5261-0245.3 331561	L= 245
			➔	☐; → 11/13; Trommelbremse		24.5261-0246.3 331562	L= 245
<b>HYUNDAI - i10 (PA) 10/07→02/16</b>							
 <b>Bremsschlauch</b>							
1.0	51	01/11→12/17	➔	→ 11/13	2	24.5286-0265.3 331046	L= 265
			➔	☐; → 11/13; Trommelbremse		24.5261-0245.3 331561	L= 245
			➔	☐; → 11/13; Trommelbremse		24.5261-0246.3 331562	L= 245
1.1	48	12/07→12/13	➔	01/08→ 11/13	2	24.5286-0265.3 331046	L= 265
			➔	☐; 01/08→ 11/13; Trommelbremse		24.5261-0245.3 331561	L= 245
			➔	☐; 01/08→ 11/13; Trommelbremse		24.5261-0246.3 331562	L= 245
			➔	☐; 01/08→ 11/13; Scheibenbremse		24.5286-0400.3 331375	L= 400
			➔	☐; 01/08→ 11/13; Scheibenbremse		24.5286-0401.3 331376	L= 400
1.1 1.1 1.1 1.1 LPG 1.2 1.2 LPG	49 50 51 51 63 57	01/08→12/13 11/08→12/13 04/11→12/13 04/11→12/13 04/11→12/13 01/10→12/13	➔	→ 11/13	2	24.5286-0265.3 331046	L= 265
			➔	☐; → 11/13; Trommelbremse		24.5261-0245.3 331561	L= 245
			➔	☐; → 11/13; Trommelbremse		24.5261-0246.3 331562	L= 245
			➔	☐; → 11/13; Scheibenbremse		24.5286-0400.3 331375	L= 400
			➔	☐; → 11/13; Scheibenbremse		24.5286-0401.3 331376	L= 400
			➔	☐; → 11/13; Scheibenbremse		24.5286-0401.3 331376	L= 400
1.1 CRDi 1.2	55 57	01/08→12/11 11/08→12/11	➔		2	24.5286-0265.3 331046	L= 265
			➔	☐; Trommelbremse		24.5261-0245.3 331561	L= 245
			➔	☐; Trommelbremse		24.5261-0246.3 331562	L= 245
			➔	☐; Scheibenbremse		24.5286-0400.3 331375	L= 400
			➔	☐; Scheibenbremse		24.5286-0401.3 331376	L= 400
↓							

	kw			 	! #		
<b>HYUNDAI - i10 (PA) 10/07→02/16</b>							
 <b>Bremsschlauch</b>							
1.1 LPG	48	01/09→12/13	←		2	24.5286-0265.3 331046	L= 265
			→	☐		24.5286-0400.3 331375	L= 400
			→	☐		24.5286-0401.3 331376	L= 400
<b>HYUNDAI - i20 (PB, PBT) 08/08→</b>							
 <b>Bremssattel</b>							
1.1 CRDi	55	03/12→12/15	→	☐; → 12/14		24.3301-1707.5 241167	BOS - Halter
1.4	74	09/08→12/15	→	☐; → 12/14		24.3301-1708.5 241168	BOS - Halter
1.2	56	12/08→08/14	→	☐; + ESP		24.3301-1707.5 241167	BOS - Halter
1.2	57	09/08→12/12	→	☐; + ESP		24.3301-1708.5 241168	BOS - Halter
1.2	63	03/12→12/15	→	☐; + ESP; → 12/14		24.3301-1707.5 241167	BOS - Halter
			→	☐; + ESP; → 12/14		24.3301-1708.5 241168	BOS - Halter
1.4 CRDi	55	09/08→12/12	→	☐; 08/09→		24.3301-1707.5 241167	BOS - Halter
			→	☐; 08/09→		24.3301-1708.5 241168	BOS - Halter
1.4 CRDi	66	08/08→12/15	→	☐; 09/08→ 12/14		24.3301-1707.5 241167	BOS - Halter
			→	☐; 09/08→ 12/14		24.3301-1708.5 241168	BOS - Halter
1.4 LPG	75	12/08→12/12	→	☐		24.3301-1707.5 241167	BOS - Halter
1.6	93	09/08→12/12	→	☐		24.3301-1708.5 241168	BOS - Halter
1.6 CRDi	85	09/08→12/12	→	☐		24.3301-1708.5 241168	BOS - Halter
1.6 CRDi	94	01/09→12/12	→	☐		24.3301-1708.5 241168	BOS - Halter
<b>HYUNDAI - i30 (FD) 10/07→05/12</b>							
 <b>Bremssattel</b>							
1.4	77	10/07→11/11	→	☐; → 10/11		24.3341-1705.5 241070	- Halter
1.4	80	10/07→11/11	→	☐; → 10/11		24.3341-1706.5 241071	- Halter
1.6	85	10/07→11/11	→	☐; → 10/11		24.3341-1706.5 241071	- Halter
1.6	90	10/07→11/11	→	☐; → 10/11		24.3341-1706.5 241071	- Halter
1.6	93	02/08→11/11	→	☐; → 10/11		24.3341-1706.5 241071	- Halter
1.6 CRDi	66	10/07→11/11	→	☐; → 10/11		24.3341-1706.5 241071	- Halter
1.6 CRDi	85	10/07→11/11	→	☐; → 10/11		24.3341-1706.5 241071	- Halter
1.6 CRDi	94	01/10→11/11	→	☐; → 10/11		24.3341-1706.5 241071	- Halter
2.0	105	10/07→11/11	→	☐; → 10/11		24.3341-1706.5 241071	- Halter
2.0 CRDi	103	10/07→11/11	→	☐; → 10/11		24.3341-1706.5 241071	- Halter
1.4 LPG	80	01/09→11/11	→	☐		24.3341-1705.5 241070	- Halter
			→	☐		24.3341-1706.5 241071	- Halter
2.0 CRDi	100	10/07→11/11	→	☐; 02/08→ 10/11		24.3341-1705.5 241070	- Halter
			→	☐; 02/08→ 10/11		24.3341-1706.5 241071	- Halter
 <b>Bremsschlauch</b>							
1.4	77	10/07→11/11	←	☐; → 10/11		24.5286-0524.3 331223	L= 535
1.4	80	10/07→11/11	←	☐; → 10/11		24.5286-0525.3 331224	L= 535
1.6	85	10/07→11/11	←	☐; → 10/11		24.5286-0525.3 331224	L= 535
1.6	90	10/07→11/11	→	☐; → 10/11		24.5294-0293.3 331515	L= 295
1.6	93	02/08→11/11	→	☐; → 10/11		24.5294-0293.3 331515	L= 295
1.6 CRDi	66	10/07→11/11	→	☐; → 10/11		24.5294-0294.3 331516	L= 295
1.6 CRDi	85	10/07→11/11	→	☐; → 10/11		24.5294-0294.3 331516	L= 295
1.6 CRDi	94	01/10→11/11	→	☐; → 10/11		24.5294-0294.3 331516	L= 295
2.0	105	10/07→11/11	→	☐; → 10/11		24.5294-0294.3 331516	L= 295
2.0 CRDi	103	10/07→11/11	→	☐; → 10/11		24.5294-0294.3 331516	L= 295
1.4 LPG	80	01/09→11/11	←	☐		24.5286-0524.3 331223	L= 535
			←	☐		24.5286-0525.3 331224	L= 535
			→	☐		24.5294-0293.3 331515	L= 295
			→	☐		24.5294-0294.3 331516	L= 295
2.0 CRDi	100	10/07→11/11	←	☐; 02/08→ 10/11		24.5286-0524.3 331223	L= 535
			←	☐; 02/08→ 10/11		24.5286-0525.3 331224	L= 535
			→	☐; 02/08→ 10/11		24.5294-0293.3 331515	L= 295
			→	☐; 02/08→ 10/11		24.5294-0294.3 331516	L= 295
<b>HYUNDAI - i30 Kombi (FD) 10/07→06/12</b>							
 <b>Bremssattel</b>							
1.4	77	10/07→06/12	→	☐; 02/08→		24.3341-1705.5 241070	- Halter
			→	☐; 02/08→		24.3341-1706.5 241071	- Halter
1.4	80	11/09→06/12	→	☐		24.3341-1705.5 241070	- Halter
↓							








	kW			 	! #		
<b>HYUNDAI - i30 Kombi (FD) 10/07→06/12</b>							
 <b>Bremssattel</b>							
1.4 LPG	80	11/09→06/12	→	☐		24.3341-1706.5 241071	- Halter
1.6	85	02/08→06/12	→	☐			
1.6	90	02/08→06/12	→	☐			
1.6	93	02/08→06/12	→	☐			
1.6 CRDi	66	02/08→06/12	→	☐			
1.6 CRDi	85	02/08→06/12	→	☐			
1.6 CRDi	94	01/10→06/12	→	☐			
2.0	105	02/08→06/12	→	☐			
2.0 CRDi	103	02/08→06/12	→	☐			
2.0 CRDi	100	10/08→06/12	→	☐; 01/10→		24.3341-1705.5 241070	- Halter
			→	☐; 01/10→		24.3341-1706.5 241071	- Halter
 <b>Bremsschlauch</b>							
1.4	77	10/07→06/12	←	☐; 02/08→		24.5286-0524.3 331223	L= 535
			←	☐; 02/08→		24.5286-0525.3 331224	L= 535
			→	☐; 02/08→		24.5294-0293.3 331515	L= 295
			→	☐; 02/08→		24.5294-0294.3 331516	L= 295
1.4	80	11/09→06/12	←	☐		24.5286-0524.3 331223	L= 535
1.4 LPG	80	11/09→06/12	←	☐			
1.6	85	02/08→06/12	←	☐		24.5286-0525.3 331224	L= 535
1.6	90	02/08→06/12	→	☐		24.5294-0293.3 331515	L= 295
1.6	93	02/08→06/12	→	☐			
1.6 CRDi	66	02/08→06/12	→	☐		24.5294-0294.3 331516	L= 295
1.6 CRDi	85	02/08→06/12	→	☐			
1.6 CRDi	94	01/10→06/12	→	☐			
2.0	105	02/08→06/12	→	☐			
2.0 CRDi	103	02/08→06/12	→	☐			
2.0 CRDi	100	10/08→06/12	←	☐; 01/10→		24.5286-0524.3 331223	L= 535
			←	☐; 01/10→		24.5286-0525.3 331224	L= 535
			→	☐; 01/10→		24.5294-0293.3 331515	L= 295
			→	☐; 01/10→		24.5294-0294.3 331516	L= 295
<b>HYUNDAI - i30 Kombi (GD) 06/12→</b>							
 <b>Bremssattel</b>							
1.6	88	06/12→	→	☐; → 06/12		24.3341-1705.5 241070	- Halter
			→	☐; → 06/12		24.3341-1706.5 241071	- Halter
 <b>Bremsschlauch</b>							
1.6	88	06/12→	←	☐; → 06/12		24.5286-0524.3 331223	L= 535
			←	☐; → 06/12		24.5286-0525.3 331224	L= 535
			→	☐; → 06/12		24.5294-0293.3 331515	L= 295
			→	☐; → 06/12		24.5294-0294.3 331516	L= 295
<b>HYUNDAI - ix35 (LM, EL, ELH) 08/09→</b>							
 <b>Bremsschlauch</b>							
1.6	99	11/10→	→	☐; → 12/15		24.5294-0330.3 331580	L= 330
1.7 CRDi	85	11/10→	→	☐; → 12/15			
2.0 CRDi	135	01/12→	→	☐; → 12/15		24.5294-0331.3 331581	L= 330
2.0 GDi	122	08/13→	→	☐; → 12/15			
2.0	120	01/10→	→	☐; 04/10→ 07/13		24.5294-0330.3 331580	L= 330
			→	☐; 04/10→ 07/13		24.5294-0331.3 331581	L= 330
2.0	122	01/10→	→	☐		24.5294-0330.3 331580	L= 330
			→	☐		24.5294-0331.3 331581	L= 330
2.0 CRDi	100	01/10→	→	☐; 04/10→ 12/15		24.5294-0330.3 331580	L= 330
			→	☐; 04/10→ 12/15		24.5294-0331.3 331581	L= 330
2.0 CVVT	110	08/09→	→	☐; → 07/13		24.5294-0330.3 331580	L= 330
			→	☐; → 07/13		24.5294-0331.3 331581	L= 330
<b>HYUNDAI - LANTRA I (J-1) 10/90→11/95</b>							
 <b>Bremssattel</b>							
1.5 i.e.	63	10/90→11/95	←	☐; 12/90→ 04/95		24.3541-1807.5 240335	AKE - Halter
			←	☐; 12/90→ 04/95		24.3541-1808.5 240336	AKE - Halter































	kw					! #		
<b>HYUNDAI - LANTRA II (J-2) 06/95→12/00</b>								
 <b>Bremssattel</b>								
1.5 12V	65	12/96→09/00	➔	☐; → 05/00; + ABS		24.3344-1727.5	240776	- Halter
			➔	☐; → 05/00; + ABS		24.3344-1728.5	240777	- Halter
1.6 16V	84	11/95→09/00	➔	☐; → 05/00		24.3344-1727.5	240776	- Halter
1.6 i	66	11/95→09/00	➔	☐; → 05/00		24.3344-1728.5	240777	- Halter
1.8 16V	94	11/95→09/00	➔	☐; → 05/00				
2.0 16V	102	08/96→09/00	➔					
1.9 D	50	03/98→09/00	➔	☐		24.3344-1727.5	240776	- Halter
			➔	☐		24.3344-1728.5	240777	- Halter
<b>HYUNDAI - LANTRA II Kombi (J-2) 06/95→10/00</b>								
 <b>Bremssattel</b>								
1.5 12V	65	04/97→10/00	➔	☐; → 05/00; + ABS		24.3344-1727.5	240776	- Halter
			➔	☐; → 05/00; + ABS		24.3344-1728.5	240777	- Halter
1.6 16V	84	02/96→10/00	➔	☐; → 05/00		24.3344-1727.5	240776	- Halter
1.6 i	66	02/96→10/00	➔	☐; → 05/00		24.3344-1728.5	240777	- Halter
1.8 16V	94	02/96→10/00	➔	☐; → 05/00				
2.0 16V	102	11/95→10/00	➔					
1.9 D	50	03/98→10/00	➔	☐; → 09/00		24.3344-1727.5	240776	- Halter
			➔	☐; → 09/00		24.3344-1728.5	240777	- Halter
<b>HYUNDAI - MATRIX (FC) 06/01→08/10</b>								
 <b>Bremssattel</b>								
1.5 CRDi	60	10/01→08/10	➔	☐; + ABS		24.3341-1701.5	240435	- Halter
1.5 CRDi	75	12/04→08/10	➔	☐; + ABS		24.3341-1702.5	240436	- Halter
1.5 CRDi VGT	81	08/05→08/10	➔	☐; + ABS				
1.6	66	01/02→12/05	➔					
1.6	76	06/01→08/10	➔					
1.8	90	06/01→08/10	➔	☐		24.3341-1701.5	240435	- Halter
			➔	☐		24.3341-1702.5	240436	- Halter
 <b>Bremsschlauch</b>								
1.5 CRDi	60	10/01→08/10	←	☐		24.5298-0514.3	331088	L= 514
1.5 CRDi	75	12/04→08/10	←	☐		24.5298-0515.3	331166	L= 514
1.5 CRDi VGT	81	08/05→08/10	←					
1.6	66	01/02→12/05	←					
1.6	76	06/01→08/10	←					
1.8	90	06/01→08/10	←					
<b>HYUNDAI - PONY (X-2) 10/89→01/95</b>								
 <b>Bremssattel</b>								
1.3	43	10/89→01/95	←	☐; → 06/94		24.3541-1807.5	240335	AKE - Halter
1.5	53	10/89→01/95	←	☐; → 06/94		24.3541-1808.5	240336	AKE - Halter
1.5 i	61	10/89→01/95	←					
1.5 i	62	10/89→01/95	←					
<b>HYUNDAI - S COUPE (SLC) 02/90→05/96</b>								
 <b>Bremssattel</b>								
1.5 i	62	02/90→05/96	←	☐; 03/90→ 05/92		24.3541-1807.5	240335	AKE - Halter
			←	☐; 03/90→ 05/92		24.3541-1808.5	240336	AKE - Halter
1.5 i	65	04/92→05/96	←	☐; 06/92→ 04/96		24.3541-1807.5	240335	AKE - Halter
			←	☐; 06/92→ 04/96		24.3541-1808.5	240336	AKE - Halter
1.5 i Turbo	85	04/91→05/96	←	☐		24.3541-1807.5	240335	AKE - Halter
			←	☐		24.3541-1808.5	240336	AKE - Halter
<b>HYUNDAI - TRAJET (FO) 01/00→07/08</b>								
 <b>Bremssattel</b>								
2.0	100	03/00→07/08	←	☐		24.3431-1709.5	240729	- Halter
2.0	103	01/04→07/08	←	☐		24.3431-1710.5	240730	- Halter
2.0 CRDi	83	04/01→07/08	←					
2.7 V6	127	09/00→07/08	←					
<b>HYUNDAI - TRAJET Kasten/Großraumlimousine (FO) 09/99→07/08</b>								
 <b>Bremssattel</b>								
2.0	100	09/99→07/08	←	☐		24.3431-1709.5	240729	- Halter
CRDi	83	04/04→07/08	←	☐		24.3431-1710.5	240730	- Halter
CVVT	103	01/04→07/08	←					
CVVT	127	04/04→07/08	←					













	kW			 	! #		
<b>HYUNDAI - TUCSON (JM) 06/04→11/10</b>							
<b> Bremssattel</b>							
2.0	104	08/04→03/10	→	<input type="checkbox"/>		24.3341-1707.5	240996 - Halter
2.0 Allrad	104	08/04→03/10	→	<input type="checkbox"/>		24.3341-1708.5	240997 - Halter
2.0 CRDi	83	08/04→03/10					
2.0 CRDi	100	01/06→03/10					
2.0 CRDi	103	01/06→03/10					
2.0 CRDi	110	01/09→03/10					
2.0 CRDi Allrad	83	08/04→03/10					
2.0 CRDi Allrad	88	01/07→03/10					
2.0 CRDi Allrad	100	01/06→03/10					
2.0 CRDi Allrad	103	01/06→03/10					
2.0 CRDi Allrad	110	01/09→03/10					
2.0 LPG	104	06/04→03/10					
2.7 Allrad	129	08/04→11/10					
<b> Bremsschlauch</b>							
2.0	104	08/04→03/10	←	<input type="checkbox"/>		24.5286-0405.3	331061 L= 405
2.0 Allrad	104	08/04→03/10	←	<input type="checkbox"/>			
2.0 CRDi	83	08/04→03/10					
2.0 CRDi	100	01/06→03/10					
2.0 CRDi	103	01/06→03/10					
2.0 CRDi	110	01/09→03/10					
2.0 CRDi Allrad	83	08/04→03/10					
2.0 CRDi Allrad	88	01/07→03/10					
2.0 CRDi Allrad	100	01/06→03/10					
2.0 CRDi Allrad	103	01/06→03/10					
2.0 CRDi Allrad	110	01/09→03/10					
2.0 LPG	104	06/04→03/10					
2.7 Allrad	129	08/04→11/10					
<b>JAGUAR - E-PACE (X540) 09/17→</b>							
<b>Führungshülensatz, Bremssattel</b>							
2.0 AWD	147	08/18→	→			11.0101-5407.2	260011 ATE
2.0 AWD	183	09/17→	→				
2.0 AWD	221	09/17→	→				
2.0 D	110	09/17→	→				
2.0 D AWD	110	09/17→	→				
2.0 D AWD	132	09/17→	→				
2.0 D AWD	177	09/17→	→				
<b>Führungsbolzen, Bremssattel</b>							
2.0 AWD	147	08/18→	←	17"		11.8171-0096.1	250155 ATE
2.0 AWD	183	09/17→	←	17"		11.8171-0008.1	990049 ATE
2.0 AWD	221	09/17→	→				
2.0 D	110	09/17→	→				
2.0 D AWD	110	09/17→	→				
2.0 D AWD	132	09/17→	→				
2.0 D AWD	177	09/17→	→				
<b>JAGUAR - F-PACE (X761) 09/15→</b>							
<b>Führungshülensatz, Bremssattel</b>							
2.0 SD4 AWD	177	02/17→	→			11.0101-5407.2	260011 ATE
2.0 TD4	120	02/17→	→				
2.0 TD4	132	09/15→	→				
2.0 TD4 AWD	132	09/15→	→				
2.0 Ti4	184	09/17→	→				
2.0 Ti4 AWD	184	02/17→	→				
2.0 Ti4 AWD	221	06/17→	→				
3.0 SCV6 AWD	250	09/15→	→				
3.0 SCV6 AWD	280	09/15→	→				
3.0 SDV6 AWD	221	09/15→	→				
5.0 SCV8 SVR AWD	405	08/18→	→				
<b>Führungsbolzen, Bremssattel</b>							
2.0 SD4 AWD	177	02/17→	←			11.8171-0096.1	250155 ATE
2.0 TD4	120	02/17→	←			11.8171-0008.1	990049 ATE
2.0 TD4	132	09/15→	→				
2.0 TD4 AWD	132	09/15→	→				
2.0 Ti4	184	09/17→	→				
2.0 Ti4 AWD	184	02/17→	→				
2.0 Ti4 AWD	221	06/17→	→				
3.0 SCV6 AWD	250	09/15→	→				
3.0 SCV6 AWD	280	09/15→	→				
3.0 SDV6 AWD	221	09/15→	→				
5.0 SCV8 SVR AWD	405	08/18→	→			11.8171-0008.1	990049 ATE











	kW					! #		
<b>JAGUAR - F-TYPE Cabriolet (X152) 10/12→</b>								
 <b>Bremssattel</b>								
2.0 Ti4	221	07/17→	←	☐; Felgenreöße [Zoll]: 18; Bremssattelfarbe: rot		24.3606-9001.5	241064	ATE - Halter
3.0 SCV6	250	10/12→						
3.0 SCV6 S	280	10/12→	←	☐; Felgenreöße [Zoll]: 18; Bremssattelfarbe: silber		24.3606-9001.5	241064	ATE - Halter
3.0 SCV6 S AWD	280	12/14→						
5.0 SCV8 R	405	10/13→	←	☐; Felgenreöße [Zoll]: 18; Bremssattelfarbe: rot		24.3606-9002.5	241065	ATE - Halter
5.0 SCV8 R AWD	405	12/14→						
5.0 SCV8 S	364	10/12→						
5.0 SCV8 SVR / SCV8 P575 R AWD	423	12/15→	←	☐; Felgenreöße [Zoll]: 18; Bremssattelfarbe: silber		24.3606-9002.5	241065	ATE - Halter
SCV6 400 SPORT	294	11/16→						
SCV6 400 SPORT AWD	294	11/16→						
<b>JAGUAR - F-TYPE Coupe (X152) 09/13→</b>								
 <b>Bremssattel</b>								
2.0 Ti4	221	07/17→	←	☐; Felgenreöße [Zoll]: 18; Bremssattelfarbe: rot		24.3606-9001.5	241064	ATE - Halter
3.0 SCV6	250	10/13→						
3.0 SCV6 400 SPORT	294	11/16→	←	☐; Felgenreöße [Zoll]: 18; Bremssattelfarbe: silber		24.3606-9001.5	241064	ATE - Halter
3.0 SCV6 400 SPORT AWD	294	11/16→						
3.0 SCV6 S	280	10/13→	←	☐; Felgenreöße [Zoll]: 18; Bremssattelfarbe: rot		24.3606-9002.5	241065	ATE - Halter
3.0 SCV6 S AWD	280	12/14→						
5.0 SCV8 R	405	10/13→	←	☐; Felgenreöße [Zoll]: 18; Bremssattelfarbe: silber		24.3606-9002.5	241065	ATE - Halter
5.0 SCV8 R AWD	405	12/14→						
5.0 SCV8 SVR / SCV8 P575 R	423	12/15→						
<b>JAGUAR - I-PACE (X590) 02/18→</b>								
<b>Führungshülzensatz, Bremssattel</b>								
EV400 AWD	294	02/18→	→			11.0101-5407.2	260011	ATE
<b>Führungsbolzen, Bremssattel</b>								
EV400 AWD	294	02/18→	←			11.8171-0096.1	250155	ATE
			→			11.8171-0008.1	990049	ATE
<b>JAGUAR - S-TYPE (X200) 10/98→12/08</b>								
 <b>Bremssattel</b>								
2.7 D	152	06/04→10/07	→	☐; N52048→		24.3457-7021.5	241111	ATE - Halter
			→	☐; N52048→		24.3457-7022.5	241112	ATE - Halter
<b>JAGUAR - XE (X760) 03/15→</b>								
<b>Führungshülzensatz, Bremssattel</b>								
2.0	147	03/15→	→			11.0101-5407.2	260011	ATE
2.0	147	02/17→						
2.0	177	03/15→						
2.0	184	02/17→						
2.0	221	06/17→						
2.0 AWD	184	02/17→						
2.0 AWD	221	06/17→						
2.0 D	120	03/15→						
2.0 D	132	03/15→						
2.0 D AWD	132	10/15→						
2.0 D AWD	177	02/17→						
3.0 S	250	03/15→						
3.0 S	280	02/17→						
<b>Führungsbolzen, Bremssattel</b>								
2.0	147	03/15→	←	17" /18"		11.8171-0096.1	250155	ATE
2.0	147	02/17→						
2.0	177	03/15→	→			11.8171-0008.1	990049	ATE
2.0	184	02/17→						
2.0 AWD	184	02/17→						
2.0 D	120	03/15→						
2.0 D	132	03/15→						
2.0 D AWD	132	10/15→						
2.0 D AWD	177	02/17→						
2.0	221	06/17→	←			11.8171-0096.1	250155	ATE
2.0 AWD	221	06/17→						
3.0 S	250	03/15→	→			11.8171-0008.1	990049	ATE
3.0 S	280	02/17→						
<b>JAGUAR - XF (X250) 03/08→04/15</b>								
 <b>Bremssattel</b>								
2.0	177	06/12→04/15	←	☐		24.3601-9747.5	241056	ATE - Halter
2.2 D	120	04/11→04/15						
2.2 D	140	05/11→04/15						
↓								

















	kw			 	! #		
<b>JAGUAR - XF (X250) 03/08→04/15</b>							
<b>Bremssattel</b>							
2.2 D	147	03/12→04/15	←	☐		24.3601-9748.5 241057	ATE - Halter
2.7 D	152	03/08→04/15	→	☐; Bremssattelfarbe: silber		24.3457-7021.5 241111	ATE - Halter
3.0	175	03/08→04/15	→	☐; Bremssattelfarbe: silber		24.3457-7022.5 241112	ATE - Halter
4.2	219	03/08→04/15	→	☐; Bremssattelfarbe: silber		24.3457-7022.5 241112	ATE - Halter
3.0	250	03/12→04/15	←	☐		24.3606-9001.5 241064	ATE - Halter
3.0 AWD	250	10/12→04/15	←	☐		24.3606-9002.5 241065	ATE - Halter
5.0	283	03/09→04/15	→	☐; Bremssattelfarbe: silber		24.3457-7021.5 241111	ATE - Halter
			→	☐; Bremssattelfarbe: silber		24.3457-7022.5 241112	ATE - Halter
3.0 D	155	03/09→04/15	←	☐; für Bremsscheibendurchmesser [mm]: 326		24.3601-9747.5 241056	ATE - Halter
3.0 D	177	03/09→04/15	←	☐; für Bremsscheibendurchmesser [mm]: 326		24.3601-9748.5 241057	ATE - Halter
3.0 D	202	03/09→04/15	←	☐; für Bremsscheibendurchmesser [mm]: 355		24.3606-9001.5 241064	ATE - Halter
			←	☐; für Bremsscheibendurchmesser [mm]: 355		24.3606-9002.5 241065	ATE - Halter
			→	☐; Bremssattelfarbe: silber		24.3457-7021.5 241111	ATE - Halter
			→	☐; Bremssattelfarbe: silber		24.3457-7022.5 241112	ATE - Halter
4.2 Kompressor	306	03/08→04/15	→	☐; Bremssattelfarbe: silber		24.3457-7021.5 241111	ATE - Halter
			→	☐; Bremssattelfarbe: silber		24.3457-7022.5 241112	ATE - Halter
<b>Halter, Bremssattel</b>							
2.0	177	06/12→04/15	→			11.0230-0840.1 260136	ATE
2.2 D	120	04/11→04/15					
2.2 D	140	05/11→04/15					
2.2 D	147	03/12→04/15					
2.7 D	152	03/08→04/15					
3.0	175	03/08→04/15					
3.0	250	03/12→04/15					
3.0 AWD	250	10/12→04/15					
3.0 D	155	03/09→04/15					
3.0 D	177	03/09→04/15					
3.0 D	202	03/09→04/15					
4.2	219	03/08→04/15					
4.2 Kompressor	306	03/08→04/15					
5.0	283	03/09→04/15					
<b>JAGUAR - XF (X260) 05/15→</b>							
<b>Führungshülzensatz, Bremssattel</b>							
2.0	147	03/17→	→			11.0101-5407.2 260011	ATE
2.0	177	05/15→					
2.0	184	03/17→					
2.0	221	06/17→					
2.0 AWD	184	03/17→					
2.0 AWD	221	09/17→					
2.0 D	120	05/15→					
2.0 D	132	05/15→					
2.0 D	177	03/17→					
2.0 D AWD	132	03/16→					
2.0 D AWD	177	03/17→					
3.0	250	05/15→					
3.0	280	05/15→					
3.0 AWD	250	07/15→					
3.0 AWD	280	07/15→					
3.0 D	221	05/15→					
<b>Führungsbolzen, Bremssattel</b>							
2.0	147	03/17→	←			11.8171-0096.1 250155	ATE
2.0	177	05/15→	→			11.8171-0008.1 990049	ATE
2.0	184	03/17→					
2.0	221	06/17→					
2.0 AWD	184	03/17→					
2.0 AWD	221	09/17→					
2.0 D	120	05/15→					
2.0 D	132	05/15→					
2.0 D	177	03/17→					
2.0 D AWD	132	03/16→					
2.0 D AWD	177	03/17→					
3.0	250	05/15→					
3.0	280	05/15→					
3.0 AWD	250	07/15→					
↓							

	kW			 	! #		
<b>JAGUAR - XF (X260) 05/15→</b>							
<b>Führungsbolzen, Bremsattel</b>							
3.0 AWD	280	07/15→	←		11.8171-0096.1	250155	ATE
3.0 D	221	05/15→	→		11.8171-0008.1	990049	ATE
<b>JAGUAR - XF SPORTBRAKE (X250) 09/12→12/15</b>							
 <b>Bremsattel</b>							
2.2 D	120	09/12→04/14	←		24.3601-9747.5	241056	ATE - Halter
2.2 D	147	09/12→04/14	←		24.3601-9748.5	241057	ATE - Halter
			→	 ; Bremsattelfarbe: silber	24.3457-7021.5	241111	ATE - Halter
			→	 ; Bremsattelfarbe: silber	24.3457-7022.5	241112	ATE - Halter
3.0 D	177	09/12→04/14	←	 ; für Bremsscheibendurchmesser [mm]: 326	24.3601-9747.5	241056	ATE - Halter
3.0 D	202	09/12→04/14	←	 ; für Bremsscheibendurchmesser [mm]: 326	24.3601-9748.5	241057	ATE - Halter
			←	 ; für Bremsscheibendurchmesser [mm]: 355	24.3606-9001.5	241064	ATE - Halter
			←	 ; für Bremsscheibendurchmesser [mm]: 355	24.3606-9002.5	241065	ATE - Halter
			→	 ; Bremsattelfarbe: silber	24.3457-7021.5	241111	ATE - Halter
			→	 ; Bremsattelfarbe: silber	24.3457-7022.5	241112	ATE - Halter
<b>Halter, Bremsattel</b>							
2.2 D	120	09/12→04/14	→		11.0230-0840.1	260136	ATE
2.2 D	147	09/12→04/14					
3.0 D	177	09/12→04/14					
3.0 D	202	09/12→04/14					
<b>JAGUAR - XF SPORTBRAKE (X260) 07/17→</b>							
<b>Führungshülzensatz, Bremsattel</b>							
2.0	147	07/17→	→		11.0101-5407.2	260011	ATE
2.0	184	07/17→					
2.0 AWD	221	08/18→					
2.0 D	120	07/17→					
2.0 D	132	07/17→					
2.0 D AWD	132	07/17→					
2.0 D AWD	177	07/17→					
3.0	280	07/17→					
3.0 AWD	280	07/17→					
3.0 D	221	07/17→					
<b>Führungsbolzen, Bremsattel</b>							
2.0	147	07/17→	←		11.8171-0096.1	250155	ATE
2.0	184	07/17→					
2.0 AWD	221	08/18→	→		11.8171-0008.1	990049	ATE
2.0 D	120	07/17→					
2.0 D	132	07/17→					
2.0 D AWD	132	07/17→					
2.0 D AWD	177	07/17→					
3.0	280	07/17→					
3.0 AWD	280	07/17→					
3.0 D	221	07/17→					
<b>JAGUAR - XJ (X300, X330) 09/94→12/99</b>							
 <b>Bremsattel</b>							
12 6.0	229	09/94→09/97	←	 ; 11/94→ 07/97	24.3601-9781.5	241121	ATE - Halter
			←	 ; 11/94→ 07/97	24.3601-9782.5	241122	ATE - Halter
			→	 ; 11/94→ 07/97	24.3481-9871.5	240677	ATE - Halter
			→	 ; 11/94→ 07/97	24.3481-9872.5	240678	ATE - Halter
6 3.2 R Super Charged 4.0	155	11/94→07/97	←		24.3601-9781.5	241121	ATE - Halter
	235	11/94→07/97	←		24.3601-9782.5	241122	ATE - Halter
			→		24.3481-9871.5	240677	ATE - Halter
			→		24.3481-9872.5	240678	ATE - Halter
6 Sovereign 4.0	177	09/94→07/97	←	 ; 11/94→	24.3601-9781.5	241121	ATE - Halter
			←	 ; 11/94→	24.3601-9782.5	241122	ATE - Halter
			→	 ; 11/94→	24.3481-9871.5	240677	ATE - Halter
↓							

	kW					! #		
<b>JAGUAR - XJ (X300, X330) 09/94→12/99</b>								
 <b>Bremssattel</b>								
6 Sovereign 4.0	177	09/94→07/97	➔	☐; 11/94→			24.3481-9872.5 240678	ATE - Halter
<b>Feder, Bremssattel</b>								
12 6.0	229	09/94→09/97		11/94→ 07/97	2	11.8116-0073.1 390498	ATE	
6 3.2	155	11/94→07/97			2	11.8116-0073.1 390498	ATE	
R Super Charged 4.0	235	11/94→07/97						
6 Sovereign 4.0	177	09/94→07/97		11/94→	2	11.8116-0073.1 390498	ATE	
<b>Führungshülzensatz, Bremssattel</b>								
12 6.0	229	09/94→09/97	←	11/94→ 07/97		11.0101-5407.2 260011	ATE	
6 3.2	155	11/94→07/97	←			11.0101-5407.2 260011	ATE	
R Super Charged 4.0	235	11/94→07/97						
6 Sovereign 4.0	177	09/94→07/97	←	11/94→		11.0101-5407.2 260011	ATE	
<b>Führungsbolzen, Bremssattel</b>								
12 6.0	229	09/94→09/97		11/94→ 07/97	2	11.8171-0008.1 990049	ATE	
6 3.2	155	11/94→07/97			2	11.8171-0008.1 990049	ATE	
R Super Charged 4.0	235	11/94→07/97						
6 Sovereign 4.0	177	09/94→07/97		11/94→	2	11.8171-0008.1 990049	ATE	
<b>Dichtungssatz, Bremssattel</b>								
12 6.0	229	09/94→09/97	←	11/94→ 07/97		11.0441-6003.2 250037		
6 3.2	155	11/94→07/97	←			11.0441-6003.2 250037		
R Super Charged 4.0	235	11/94→07/97						
6 Sovereign 4.0	177	09/94→07/97	←	11/94→		11.0441-6003.2 250037		
 <b>Bremsschlauch</b>								
6 3.2	155	11/94→07/97	←		2	83.6314-0375.3 330558	L= 375	
R Super Charged 4.0	235	11/94→07/97						
6 Sovereign 4.0	177	09/94→07/97	←	11/94→	2	83.6314-0375.3 330558	L= 375	
<b>JAGUAR - XJ (X308) 09/96→06/03</b>								
 <b>Bremssattel</b>								
3.2	174	07/97→05/03	←	☐; für Fahrzeuge ohne Sportpaket		24.3601-9781.5 241121	ATE - Halter	
			←	☐; für Fahrzeuge ohne Sportpaket		24.3601-9782.5 241122	ATE - Halter	
4.0	209	07/97→05/03	←	☐		24.3601-9781.5 241121	ATE - Halter	
4.0	216	10/97→04/03	←	☐		24.3601-9782.5 241122	ATE - Halter	
<b>Feder, Bremssattel</b>								
3.2	174	07/97→05/03	➔	für Fahrzeuge ohne Sportpaket	2	11.8116-0073.1 390498	ATE	
						11.8116-0129.1 390591	ATE	
4.0	209	07/97→05/03	➔		2	11.8116-0073.1 390498	ATE	
4.0	216	10/97→04/03				11.8116-0129.1 390591	ATE	
<b>JAGUAR - XJ (X350, X358) 03/03→03/09</b>								
 <b>Bremssattel</b>								
D 2.7	152	10/05→03/09	←	☐; → H32732		24.3601-9747.5 241056	ATE - Halter	
			←	☐; → H32732		24.3601-9748.5 241057	ATE - Halter	
			➔	☐; G49701→; Bremssattelfarbe: silber		24.3457-7021.5 241111	ATE - Halter	
			➔	☐; G49701→; Bremssattelfarbe: silber		24.3457-7022.5 241112	ATE - Halter	
<b>Halter, Bremssattel</b>								
D 2.7	152	10/05→03/09	➔	G49701→		11.0230-0840.1 260136	ATE	
<b>Feder, Bremssattel</b>								
D 2.7	152	10/05→03/09	➔	→ H32732	2	11.8116-0206.1 390593	ATE	
<b>JAGUAR - XJ (X351) 10/09→</b>								
 <b>Bremssattel</b>								
2.0 Ti4	177	05/12→	←	☐		24.3606-9001.5 241064	ATE - Halter	
3.0 SCV6	250	03/12→	←	☐		24.3606-9002.5 241065	ATE - Halter	
3.0 SCV6 AWD	250	10/12→						
3.0 SDV6	202	10/09→04/16	➔	☐; Bremssattelfarbe: silber		24.3457-7021.5 241111	ATE - Halter	
5.0 V8	283	10/09→	➔	☐; Bremssattelfarbe: silber		24.3457-7022.5 241112	ATE - Halter	
↓								

	kw			 	! #			
<b>JAGUAR - XJ (X351) 10/09→</b>								
 <b>Bremssattel</b>								
3.0 SDV6	221	04/15→	←	☐		24.3606-9001.5	241064	ATE - Halter
			←	☐		24.3606-9002.5	241065	ATE - Halter
			→	☐; → V90865; Bremssattelfarbe: silber		24.3457-7021.5	241111	ATE - Halter
			→	☐; → V90865; Bremssattelfarbe: silber		24.3457-7022.5	241112	ATE - Halter
<b>Halter, Bremssattel</b>								
2.0 Ti4	177	05/12→	→			11.0230-0840.1	260136	ATE
3.0 SCV6	250	03/12→						
3.0 SCV6 AWD	250	10/12→						
3.0 SDV6	202	10/09→04/16						
5.0 V8	283	10/09→						
3.0 SDV6	221	04/15→	→	→ V90865		11.0230-0840.1	260136	ATE
<b>JAGUAR - XK 8 Convertible (X100) 03/96→12/06</b>								
<b>Feder, Bremssattel</b>								
4.0	209	03/96→12/02	→		2	11.8116-0129.1	390591	ATE
4.0	267	02/98→07/05	→	→ 05/01	2	11.8116-0143.1	390513	ATE
4.0 XKR	276	05/98→07/05	→	06/01→	2	11.8116-0143.1	390513	ATE
4.0	216	05/96→07/99	→	für Fahrzeuge ohne Sportpaket	2	11.8116-0129.1	390591	ATE
						11.8116-0143.1	390513	ATE
<b>JAGUAR - XK 8 Coupe (X100) 03/96→12/06</b>								
<b>Feder, Bremssattel</b>								
4.0	209	03/96→07/05	→		2	11.8116-0129.1	390591	ATE
4.0	267	02/98→07/05	→	06/01→	2	11.8116-0143.1	390513	ATE
4.0	216	05/96→07/05	→	→ 07/99; für Fahrzeuge ohne Sportpaket	2	11.8116-0129.1	390591	ATE
<b>JAGUAR - XK Cabriolet (X150) 03/06→07/14</b>								
<b>Feder, Bremssattel</b>								
5.0 XKR	375	01/09→07/14	→	Bremssattelfarbe: rot	2	11.8116-0340.1	390595	ATE
5.0 XKR-S	405	01/11→07/14	→	Bremssattelfarbe: grau	2	11.8116-0340.1	390595	ATE
<b>JAGUAR - XK Coupe (X150) 03/06→12/14</b>								
<b>Feder, Bremssattel</b>								
5.0 XKR	375	01/09→07/14	→	Bremssattelfarbe: rot	2	11.8116-0340.1	390595	ATE
5.0 XKR	390	09/10→07/14	→					
5.0 XKR-S	405	01/11→07/14	→	Bremssattelfarbe: grau	2	11.8116-0340.1	390595	ATE
<b>JAGUAR - X-TYPE (X400) 03/01→11/09</b>								
 <b>Bremssattel</b>								
2.0 D	96	07/03→11/09	←	☐; J04731→		24.3571-1735.5	240385	BOS - Halter
2.2 D	107	01/07→11/09	←	☐; → J04730		24.3571-1735.5	240385	BOS - Halter
2.2 D	110	10/05→11/09	←	☐; J04731→		24.3571-1736.5	240386	BOS - Halter
2.2 D	114	10/05→11/09	←	☐; → J04730		24.3571-1736.5	240386	BOS - Halter
2.1 V6	115	03/02→11/09	←	☐; → 10/05		24.3571-1735.5	240385	BOS - Halter
			←	☐; → 10/05		24.3571-1736.5	240386	BOS - Halter
2.5 V6 Allrad	144	06/01→11/09	←	☐		24.3571-1735.5	240385	BOS - Halter
			←	☐		24.3571-1736.5	240386	BOS - Halter
3.0 V6 Allrad	169	06/01→12/08	←	☐; → 11/07		24.3571-1735.5	240385	BOS - Halter
			←	☐; → 11/07		24.3571-1736.5	240386	BOS - Halter
 <b>Bremsschlauch</b>								
2.0 D	96	07/03→11/09	←		2	83.7188-0446.3	330664	L= 470
2.2 D	107	01/07→11/09	→		2	83.7856-0369.3	331237	L= 368
2.2 D	110	10/05→11/09	→					
2.2 D	114	10/05→11/09	→					
2.5 V6 Allrad	144	06/01→11/09	→					
2.1 V6	115	03/02→11/09	←	→ 10/05	2	83.7188-0446.3	330664	L= 470
			→	→ 10/05	2	83.7856-0369.3	331237	L= 368
3.0 V6 Allrad	169	06/01→12/08	←	→ 11/07	2	83.7188-0446.3	330664	L= 470
			→	→ 11/07	2	83.7856-0369.3	331237	L= 368

	kw			 	! #		
<b>JAGUAR - X-TYPE Kombi (X400) 09/03→12/09</b>							
 <b>Bremssattel</b>							
2.0 D	96	02/04→12/09	←	☐; → J04730		24.3571-1735.5 240385	BOS - Halter
2.2 D	107	01/07→12/09	←	☐; J04731→		24.3571-1735.5 240385	BOS - Halter
2.2 D	110	10/05→12/09	←	☐; J04731→		24.3571-1736.5 240386	BOS - Halter
2.2 D	114	10/05→12/09	←	☐; → J04730		24.3571-1736.5 240386	BOS - Halter
2.1 V6	115	11/03→03/09	←	☐		24.3571-1735.5 240385	BOS - Halter
2.5	144	02/04→12/09	←	☐		24.3571-1736.5 240386	BOS - Halter
3.0	169	02/04→12/09	←	☐		24.3571-1736.5 240386	BOS - Halter
 <b>Bremsschlauch</b>							
2.0 D	96	02/04→12/09	←		2	83.7188-0446.3 330664	L= 470
2.1 V6	115	11/03→03/09	←		2	83.7856-0369.3 331237	L= 368
2.2 D	107	01/07→12/09	→				
2.2 D	110	10/05→12/09					
2.2 D	114	10/05→12/09					
2.5	144	02/04→12/09					
3.0	169	02/04→12/09					
<b>JEEP - COMPASS (MK49) 08/06→</b>							
 <b>Bremssattel</b>							
2.0	115	05/11→	→	☐; Felgenreöße [Zoll]: 18		24.3351-1703.5 241191	- Halter
2.2 CRD	100	05/11→					
2.2 CRD 4x4	120	12/10→					
2.2 CRD 4x4	100	05/11→					
<b>JEEP - PATRIOT (MK74) 02/07→12/17</b>							
 <b>Bremssattel</b>							
2.2 CRD	100	01/11→12/17	→	☐; Felgenreöße [Zoll]: 18; + ABS		24.3351-1703.5 241191	- Halter
2.2 CRD 4x4	100	01/11→12/17					
2.2 CRD 4x4	120	01/11→12/17					
<b>JEEP - RENEGADE SUV (BU, B1) 07/14→</b>							
 <b>Bremssattel</b>							
1.6 CRD	70	11/16→	←	☐		11.9571-9969.2 220955	ATE - Halter
1.6 CRD	88	07/14→	←	☐		11.9571-9970.2 220956	ATE - Halter
2.0 CRD 4x4	88	07/14→	←	☐			
<b>Feder, Bremssattel</b>							
1.6 CRD	70	11/16→	←		2	11.8116-0340.1 390595	ATE
1.6 CRD	88	07/14→					
2.0 CRD 4x4	88	07/14→					
<b>Führungsbolzen, Bremssattel</b>							
1.6 CRD	70	11/16→			2	11.8171-0008.1 990049	ATE
1.6 CRD	88	07/14→					
2.0 CRD 4x4	88	07/14→					
 <b>Bremsschlauch</b>							
1.0 T-GDi	88	08/18→	←		2	24.5112-0406.3 331496	L= 405
1.3 T-GDi	110	08/18→					
1.3 T-GDi 4x4	132	08/18→					
1.4	100	01/16→					
1.4	103	07/14→					
1.4 4x4	125	07/14→					
1.6	81	07/14→					
1.6 CRD	70	11/16→					
1.6 CRD	88	07/14→					
2.0 CRD 4x4	88	07/14→					
2.0 CRD 4x4	103	07/14→					
2.0 CRD 4x4	125	07/14→					
<b>KIA - CARENS III Großraumlimousine (UN) 05/06→</b>							
 <b>Bremsschlauch</b>							
1.6 CRDi 110	85	10/10→	←	☐; → 02/13		24.5281-0469.3 331455	L= 469
1.6 CRDi 128	94	10/10→	←	☐; → 02/13		24.5281-0470.3 331456	L= 469
1.6 CVVT	93	10/10→					
1.6 CVVT	97	08/09→					
2.0 CRDi 115	85	05/07→					
2.0 CRDi 135	100	08/09→					
2.0 CRDi 140	103	09/06→					
2.0 CVVT	106	09/06→					

**KIA - CEE'D Schrägheck (ED) 12/06→12/12**

**Bremssattel**

1.4	77	12/06→12/12	➡	☐; → 09/12	24.3341-1705.5	241070	- Halter
1.4	80	12/06→12/12					
1.6	85	09/07→12/12	➡	☐; → 09/12	24.3341-1706.5	241071	- Halter
1.6	90	12/06→12/12					
1.6	93	02/08→12/12					
1.6 CRDi 115	85	12/06→12/12					
1.6 CRDi 128	94	10/10→12/12					
1.6 CRDi 90	66	12/06→12/12					
1.6 CVVT	92	10/10→12/12					
2.0	105	12/06→12/12					
2.0 CRDi 140	103	09/07→12/12					
1.4 CVVT	66	08/09→12/12	➡	☐; 06/10→ 09/12	24.3341-1705.5	241070	- Halter
			➡	☐; 06/10→ 09/12	24.3341-1706.5	241071	- Halter
1.4 LPG	64	06/11→04/12	➡	☐	24.3341-1705.5	241070	- Halter
1.4 LPG	80	01/09→12/10					
1.6 LPG	91	06/07→12/11	➡	☐	24.3341-1706.5	241071	- Halter
2.0 CRDi	100	06/07→12/12	➡	☐; 09/07→ 09/12	24.3341-1705.5	241070	- Halter
			➡	☐; 09/07→ 09/12	24.3341-1706.5	241071	- Halter

**Bremsschlauch**

1.4	77	12/06→12/12	←	☐; → 09/12	24.5286-0524.3	331223	L= 535
1.4	80	12/06→12/12					
1.6	85	09/07→12/12	←	☐; → 09/12	24.5286-0525.3	331224	L= 535
1.6	90	12/06→12/12					
1.6	93	02/08→12/12	➡	☐; → 09/12	24.5298-0270.3	331086	L= 270
1.6 CRDi 115	85	12/06→12/12	➡	☐; → 09/12	24.5298-0271.3	331087	L= 270
1.6 CRDi 128	94	10/10→12/12					
1.6 CRDi 90	66	12/06→12/12					
1.6 CVVT	92	10/10→12/12					
2.0	105	12/06→12/12					
2.0 CRDi 140	103	09/07→12/12					
1.4 CVVT	66	08/09→12/12	←	☐; 06/10→ 09/12	24.5286-0524.3	331223	L= 535
			←	☐; 06/10→ 09/12	24.5286-0525.3	331224	L= 535
			➡	☐; 06/10→ 09/12	24.5298-0270.3	331086	L= 270
			➡	☐; 06/10→ 09/12	24.5298-0271.3	331087	L= 270
1.4 LPG	64	06/11→04/12	←	☐	24.5286-0524.3	331223	L= 535
1.4 LPG	80	01/09→12/10					
1.6 LPG	91	06/07→12/11	←	☐	24.5286-0525.3	331224	L= 535
			➡	☐	24.5298-0270.3	331086	L= 270
			➡	☐	24.5298-0271.3	331087	L= 270
2.0 CRDi	100	06/07→12/12	←	☐; 09/07→ 09/12	24.5286-0524.3	331223	L= 535
			←	☐; 09/07→ 09/12	24.5286-0525.3	331224	L= 535
			➡	☐; 09/07→ 09/12	24.5298-0270.3	331086	L= 270
			➡	☐; 09/07→ 09/12	24.5298-0271.3	331087	L= 270













**KIA - CEE'D SW (ED) 07/07→12/12**

**Bremssattel**












1.4	77	10/10→12/12	➡	☐	24.3341-1705.5	241070	- Halter
1.4	80	09/07→12/12					
1.4 CVVT	66	07/09→12/12	➡	☐	24.3341-1706.5	241071	- Halter
1.4 LPG	64	06/11→04/12					
1.4 LPG	80	01/09→12/10					
1.6	85	09/07→11/12					
1.6	90	09/07→12/12					
1.6	93	09/07→12/12					
1.6 CRDi 115	85	09/07→12/12					
1.6 CRDi 128	94	10/10→12/12					
1.6 CRDi 90	66	09/07→12/12					
1.6 CVVT	92	06/09→12/12					
2.0	105	09/07→12/12					
1.6 LPG	91	01/08→09/12	➡	☐; → 12/11	24.3341-1705.5	241070	- Halter
			➡	☐; → 12/11	24.3341-1706.5	241071	- Halter
2.0 CRDi 140	103	07/07→12/12	➡	☐; 09/07→	24.3341-1705.5	241070	- Halter
			➡	☐; 09/07→	24.3341-1706.5	241071	- Halter















**Bremsschlauch**











1.4	77	10/10→12/12	←	☐	24.5286-0524.3	331223	L= 535
1.4	80	09/07→12/12					
1.4 CVVT	66	07/09→12/12	←	☐	24.5286-0525.3	331224	L= 535
1.4 LPG	64	06/11→04/12					
↓							













	kw			 	! #		
<b>KIA - CEE'D SW (ED) 07/07→12/12</b>							
 <b>Bremsschlauch</b>							
1.4 LPG	80	01/09→12/10	➔	☐		24.5298-0270.3 331086	L= 270
1.6	85	09/07→11/12	➔	☐		24.5298-0271.3 331087	L= 270
1.6	90	09/07→12/12					
1.6	93	09/07→12/12					
1.6 CRDi 115	85	09/07→12/12					
1.6 CRDi 128	94	10/10→12/12					
1.6 CRDi 90	66	09/07→12/12					
1.6 CVVT	92	06/09→12/12					
2.0	105	09/07→12/12					
2.0 CRDi 140	103	07/07→12/12					
1.6 LPG	91	01/08→09/12	➔	☐; → 12/11		24.5286-0524.3 331223	L= 535
			➔	☐; → 12/11		24.5286-0525.3 331224	L= 535
			➔	☐; → 12/11		24.5298-0270.3 331086	L= 270
			➔	☐; → 12/11		24.5298-0271.3 331087	L= 270
<b>KIA - CERATO I Schrägheck (LD) 03/04→</b>							
 <b>Bremssattel</b>							
1.5 CRDi	54	07/05→08/06	➔	☐		24.3344-1727.5 240776	- Halter
1.5 CRDi	66	07/05→	➔	☐		24.3344-1728.5 240777	- Halter
2.0	105	03/04→05/07					
1.5 CRDi	75	07/05→	➔	☐; → 06/09		24.3344-1727.5 240776	- Halter
1.6	77	07/04→	➔	☐; → 06/09		24.3344-1728.5 240777	- Halter
1.6 CRDi	85	06/05→					
2.0 CRDi	83	04/04→					
<b>KIA - CERATO I Stufenheck (LD) 04/04→12/09</b>							
 <b>Bremssattel</b>							
1.5 CRDi	54	07/05→08/06	➔	☐		24.3344-1727.5 240776	- Halter
1.5 CRDi	75	07/05→08/06	➔	☐		24.3344-1728.5 240777	- Halter
2.0	105	04/04→01/07					
2.0 CRDi	83	04/04→05/06					
1.5 CRDi	66	07/05→12/09	➔	☐; → 08/06		24.3344-1727.5 240776	- Halter
			➔	☐; → 08/06		24.3344-1728.5 240777	- Halter
1.6	77	04/04→12/09	➔	☐; → 06/09		24.3344-1727.5 240776	- Halter
1.6	90	05/06→12/09	➔	☐; → 06/09		24.3344-1728.5 240777	- Halter
1.6 CRDi	85	06/05→12/09					
<b>KIA - PICANTO (SA) 04/04→</b>							
 <b>Bremssattel</b>							
1.0	45	04/04→	➔	☐; 05/04→ 04/11		24.3511-1715.5 240599	- Halter
			➔	☐; 05/04→ 04/11		24.3511-1716.5 240600	- Halter
			➔	☐; 05/04→ 04/11; + ABS		24.3344-1729.5 240972	- Halter
			➔	☐; 05/04→ 04/11; + ABS		24.3344-1730.5 240973	- Halter
1.0	46	09/07→	➔	☐; 11/09→ 04/11		24.3511-1715.5 240599	- Halter
			➔	☐; 11/09→ 04/11		24.3511-1716.5 240600	- Halter
			➔	☐; 11/09→ 04/11; + ABS		24.3344-1729.5 240972	- Halter
			➔	☐; 11/09→ 04/11; + ABS		24.3344-1730.5 240973	- Halter
1.0 LPG	45	01/09→04/11	➔	☐		24.3511-1715.5 240599	- Halter
1.1 LPG	48	01/09→04/11	➔	☐		24.3511-1716.5 240600	- Halter
			➔	☐; + ABS		24.3344-1729.5 240972	- Halter
			➔	☐; + ABS		24.3344-1730.5 240973	- Halter
1.1	48	04/04→	➔	☐; → 04/11		24.3511-1715.5 240599	- Halter
1.1 CRDi	55	11/05→	➔	☐; → 04/11		24.3511-1716.5 240600	- Halter
			➔	☐; → 04/11; + ABS		24.3344-1729.5 240972	- Halter
			➔	☐; → 04/11; + ABS		24.3344-1730.5 240973	- Halter
 <b>Bremsschlauch</b>							
1.0	45	04/04→	➔	05/04→ 04/11	2	24.5286-0265.3 331046	L= 265
			➔	☐; 05/04→ 04/11; + ABS		24.5298-0464.3 331358	L= 464
			➔	☐; 05/04→ 04/11; + ABS		24.5298-0465.3 331359	L= 464
1.0	46	09/07→	➔	11/09→ 04/11	2	24.5286-0265.3 331046	L= 265
			➔	☐; 11/09→ 04/11; + ABS		24.5298-0464.3 331358	L= 464
			➔	☐; 11/09→ 04/11; + ABS		24.5298-0465.3 331359	L= 464
↓							


























	kw			 	! #		
<b>KIA - PICANTO (SA) 04/04 →</b>							
 <b>Bremsschlauch</b>							
1.0 LPG	45	01/09 → 04/11	←		2	24.5286-0265.3 331046	L= 265
1.1 LPG	48	01/09 → 04/11	→	☐; + ABS		24.5298-0464.3 331358	L= 464
			→	☐; + ABS		24.5298-0465.3 331359	L= 464
1.1	48	04/04 →	←	→ 04/11	2	24.5286-0265.3 331046	L= 265
1.1 CRDi	55	11/05 →	→	☐; → 04/11; + ABS		24.5298-0464.3 331358	L= 464
			→	☐; → 04/11; + ABS		24.5298-0465.3 331359	L= 464
<b>KIA - PRO CEE'D (ED) 02/08 → 02/13</b>							
 <b>Bremsattel</b>							
1.4	77	02/08 → 09/12	→	☐		24.3341-1705.5 241070	- Halter
1.4	80	02/08 → 09/12	→	☐		24.3341-1706.5 241071	- Halter
1.4 CVVT	66	06/10 → 09/12	→	☐			
1.6	90	02/08 → 09/12	→				
1.6	93	02/08 → 09/12	→				
1.6 CRDi 115	85	02/08 → 09/12	→				
1.6 CRDi 128	94	10/10 → 09/12	→				
1.6 CRDi 90	66	02/08 → 09/12	→				
1.6 CVVT	85	02/08 → 09/12	→				
1.6 CVVT	92	10/10 → 02/13	→				
2.0	105	02/08 → 09/12	→				
2.0 CRDi 140	103	02/08 → 09/12	→				
2.0 LPG	105	01/09 → 12/09	→				
 <b>Bremsschlauch</b>							
1.4	77	02/08 → 09/12	←	☐		24.5286-0524.3 331223	L= 535
1.4	80	02/08 → 09/12	←	☐		24.5286-0525.3 331224	L= 535
1.4 CVVT	66	06/10 → 09/12	←	☐			
1.6	90	02/08 → 09/12	→	☐		24.5298-0270.3 331086	L= 270
1.6	93	02/08 → 09/12	→	☐		24.5298-0271.3 331087	L= 270
1.6 CRDi 115	85	02/08 → 09/12	→	☐			
1.6 CRDi 128	94	10/10 → 09/12	→				
1.6 CRDi 90	66	02/08 → 09/12	→				
1.6 CVVT	85	02/08 → 09/12	→				
1.6 CVVT	92	10/10 → 02/13	→				
2.0	105	02/08 → 09/12	→				
2.0 CRDi 140	103	02/08 → 09/12	→				
2.0 LPG	105	01/09 → 12/09	→				
<b>KIA - SEPHIA (FA) 01/95 → 10/97</b>							
<b>Führungshülzensatz, Bremsattel</b>							
1.5 i	59	02/96 → 10/97	←			11.0101-5407.2 260011	ATE
1.8 i 16V	82	01/95 → 10/97	←				
1.6 i	59	01/95 → 10/97	←	→ 06/96		11.0101-5407.2 260011	ATE
<b>Führungsbolzen, Bremsattel</b>							
1.5 i	59	02/96 → 10/97	←		2	11.8171-0008.1 990049	ATE
1.8 i 16V	82	01/95 → 10/97	←				
1.6 i	59	01/95 → 10/97	←	→ 06/96	2	11.8171-0008.1 990049	ATE
<b>KIA - SEPHIA Stufenheck (FA) 01/92 → 09/01</b>							
<b>Führungshülzensatz, Bremsattel</b>							
1.5 i	59	02/96 → 10/97	←			11.0101-5407.2 260011	ATE
1.8 i 16V	82	01/95 → 10/97	←				
1.6 i	59	09/93 → 10/97	←	10/93 → 06/96		11.0101-5407.2 260011	ATE
<b>Führungsbolzen, Bremsattel</b>							
1.5 i	59	02/96 → 10/97	←		2	11.8171-0008.1 990049	ATE
1.8 i 16V	82	01/95 → 10/97	←				
1.6 i	59	09/93 → 10/97	←	10/93 → 06/96	2	11.8171-0008.1 990049	ATE
<b>KIA - SPORTAGE (SL) 09/09 →</b>							
 <b>Bremsschlauch</b>							
1.6 GDI	99	02/11 →	→	☐; → 12/15		24.5294-0330.3 331580	L= 330
1.7 CRDi	85	12/10 →	→	☐; → 12/15		24.5294-0331.3 331581	L= 330
2.0 CRDi	100	07/10 →	→				
2.0 CRDi	135	08/10 →	→				
2.0 CVVT	120	07/10 →	→				
2.0 CVVT	122	07/10 →	→				
2.0 GDI	122	02/14 →	→				
1.6 LPG	99	01/14 → 12/15	→	☐		24.5294-0330.3 331580	L= 330
			→	☐		24.5294-0331.3 331581	L= 330
↓							

	kW			 	! #		
<b>KIA - SPORTAGE (SL) 09/09→</b>							
 <b>Bremsschlauch</b>							
2.0 CVVT	113	11/14→12/15	→	☐; Fahrzeugproduktionsland Slowakische Republik		24.5294-0330.3 331580	L= 330
			→	☐; Fahrzeugproduktionsland Slowakische Republik		24.5294-0331.3 331581	L= 330
<b>KIA - SPORTAGE II (JE_, KM) 09/04→</b>							
 <b>Bremssattel</b>							
2.0 16V 4WD	104	09/04→	→	☐		24.3341-1707.5 240996	- Halter
2.0 CRDi 4WD	83	09/04→	→	☐		24.3341-1708.5 240997	- Halter
2.0 i 16V	104	09/04→	→	☐			
2.0 LPG	101	06/09→05/10	→				
2.7 V6 4WD	129	09/04→	→				
2.0 CRDi	83	02/05→	→	☐; → 05/10		24.3341-1707.5 240996	- Halter
2.0 CRDi	100	01/06→	→	☐; → 05/10		24.3341-1708.5 240997	- Halter
2.0 CRDi	103	01/06→	→				
2.0 CRDi 4WD	100	01/06→	→				
2.0 CRDi 4WD	103	01/06→	→				
2.0 CRDi 4WD	110	09/08→	→				
2.0 CRDi	110	09/07→	→	☐; 09/08→ 05/10		24.3341-1707.5 240996	- Halter
			→	☐; 09/08→ 05/10		24.3341-1708.5 240997	- Halter
 <b>Bremsschlauch</b>							
2.0 16V 4WD	104	09/04→	←	☐		24.5286-0405.3 331061	L= 405
2.0 CRDi 4WD	83	09/04→	←				
2.0 i 16V	104	09/04→	←				
2.0 LPG	101	06/09→05/10	←				
2.7 V6 4WD	129	09/04→	←				
2.0 CRDi	83	02/05→	←	☐; → 05/10		24.5286-0405.3 331061	L= 405
2.0 CRDi	100	01/06→	←				
2.0 CRDi	103	01/06→	←				
2.0 CRDi	110	09/07→	←				
2.0 CRDi 4WD	100	01/06→	←				
2.0 CRDi 4WD	103	01/06→	←				
2.0 CRDi 4WD	110	09/08→	←				
<b>LADA - SAMARA (2108, 2109, 2113, 2114) 09/84→12/13</b>							
 <b>Bremsschlauch</b>							
1.5	56	04/96→12/13	←	→ 12/99	2	24.5127-0305.3 330578	L= 305
1500	52	02/95→12/06	←				
1100	43	02/96→08/99	←		2	24.5127-0305.3 330578	L= 305
1300	45	09/91→08/99	←				
1300	46	06/87→12/96	←				
1300	50	02/96→12/99	←				
1500	50	09/91→12/96	←				
1500	53	09/87→12/96	←				
<b>LADA - SAMARA FORMA Stufenheck (21099, 2115) 09/87→12/12</b>							
 <b>Bremsschlauch</b>							
1100	39	07/91→08/99	←	→ 12/95	2	24.5127-0305.3 330578	L= 305
1300	45	07/91→08/99	←				
1300	46	05/90→08/99	←				
1300	48	05/89→07/97	←				
1500	50	07/91→12/96	←				
1500	52	11/94→12/06	←				
1500	53	09/91→12/96	←				
<b>LADA - SAMARA Schrägheck (2113, 2114) 03/97→12/13</b>							
 <b>Bremsschlauch</b>							
1.5	53	08/03→12/13	←		2	24.5127-0305.3 330578	L= 305
<b>LANCIA - DEDRA (835_) 01/89→07/99</b>							
 <b>Bremssattel</b>							
1.6 i.e. (835AN)	55	04/93→07/99	→	☐; → 10/93; + ABS		24.3344-1703.5 240117	TRW - Halter
			→	☐; → 10/93; + ABS		24.3344-1704.5 240118	TRW - Halter
1.8 16V LE (835FG)	83	03/96→07/99	→	☐		24.3344-1703.5 240117	TRW - Halter
1.8 GT 16V (835EH)	96	03/96→07/99	→	☐		24.3344-1703.5 240117	TRW - Halter
1.8 i.e. (835FA)	74	07/94→07/99	→	☐		24.3344-1704.5 240118	TRW - Halter
2.0 16V (835ED)	102	07/94→07/99	→				
1.8 i.e. (835AT)	66	08/93→07/99	→	☐; → 10/93		24.3344-1703.5 240117	TRW - Halter
			→	☐; 11/93→		24.3344-1703.5 240117	TRW - Halter
↓							











	kw			 	! #		
<b>LANCIA - DEDRA (835_) 01/89→07/99</b>							
 <b>Bremssattel</b>							
1.8 i.e. (835AT)	66	08/93→07/99	➡	☐; → 10/93		24.3344-1704.5 240118	TRW - Halter
			➡	☐; 11/93→		24.3344-1704.5 240118	TRW - Halter
1.8 i.e. (835BD, 835AD)	77	09/89→07/99	➡	☐; 11/93→		24.3344-1703.5 240117	TRW - Halter
1.9 TDS (835EE, 835EF)	66	04/89→07/99	➡	☐; 01/90→ 10/93		24.3344-1703.5 240117	TRW - Halter
2.0 i.e. (835AL)	83	09/89→07/99	➡	☐; 11/93→		24.3344-1704.5 240118	TRW - Halter
			➡	☐; 01/90→ 10/93		24.3344-1704.5 240118	TRW - Halter
2.0 i.e. Turbo (835AR)	119	04/91→07/99	➡	☐; 11/93→		24.3344-1703.5 240117	TRW - Halter
			➡	☐; 05/91→ 10/93		24.3344-1703.5 240117	TRW - Halter
			➡	☐; 11/93→		24.3344-1704.5 240118	TRW - Halter
			➡	☐; 05/91→ 10/93		24.3344-1704.5 240118	TRW - Halter
<b>Zubehörsatz, Bremssattel</b>							
1.6 i.e. (835AN)	55	04/93→07/99	➡	→ 10/93; + ABS		24.0101-3601.2 260044	TRW
1.8 16V LE (835FG)	83	03/96→07/99	➡			24.0101-3601.2 260044	TRW
1.8 GT 16V (835EH)	96	03/96→07/99	➡				
1.8 i.e. (835FA)	74	07/94→07/99	➡				
2.0 16V (835ED)	102	07/94→07/99	➡				
1.8 i.e. (835AT)	66	08/93→07/99	➡	→ 10/93		24.0101-3601.2 260044	TRW
			➡	11/93→		24.0101-3601.2 260044	TRW
1.8 i.e. (835BD, 835AD)	77	09/89→07/99	➡	11/93→		24.0101-3601.2 260044	TRW
1.9 TDS (835EE, 835EF)	66	04/89→07/99	➡	01/90→ 10/93		24.0101-3601.2 260044	TRW
2.0 i.e. (835AL)	83	09/89→07/99	➡				
2.0 i.e. Turbo (835AR)	119	04/91→07/99	➡	05/91→ 10/93		24.0101-3601.2 260044	TRW
			➡	11/93→		24.0101-3601.2 260044	TRW
<b>LANCIA - DEDRA SW (835_) 07/94→07/99</b>							
 <b>Bremssattel</b>							
1.8 16V LE (835FG)	83	03/96→07/99	➡	☐		24.3344-1703.5 240117	TRW - Halter
1.8 GT 16V (835EH)	96	03/96→07/99	➡	☐		24.3344-1704.5 240118	TRW - Halter
1.8 i.e. (835FA)	74	07/94→07/99	➡				
1.9 TDS (835EE, 835EF)	66	07/94→07/99	➡				
2.0 16V (835ED)	102	07/94→07/99	➡				
2.0 Integrale (835ED)	102	07/94→07/99	➡				
<b>Zubehörsatz, Bremssattel</b>							
1.8 16V LE (835FG)	83	03/96→07/99	➡			24.0101-3601.2 260044	TRW
1.8 GT 16V (835EH)	96	03/96→07/99	➡				
1.8 i.e. (835FA)	74	07/94→07/99	➡				
1.9 TDS (835EE, 835EF)	66	07/94→07/99	➡				
2.0 16V (835ED)	102	07/94→07/99	➡				
2.0 Integrale (835ED)	102	07/94→07/99	➡				
<b>LANCIA - DELTA II (836_) 06/93→09/99</b>							
 <b>Bremssattel</b>							
1.8 i.e. (836AE)	76	06/93→08/99	➡	☐; 11/93→		24.3344-1703.5 240117	TRW - Halter
2.0 16V (836AA, 836CA)	102	06/93→08/99	➡	☐; 11/93→		24.3344-1704.5 240118	TRW - Halter
2.0 16V Turbo (836AB)	137	06/93→08/99	➡				
1.8 i.e. (836AG, 836AL)	66	07/94→08/99	➡	☐		24.3481-1743.5 240305	BDX - Halter
			➡	☐		24.3481-1744.5 240306	BDX - Halter
			➡	☐		24.3344-1703.5 240117	TRW - Halter
			➡	☐		24.3344-1704.5 240118	TRW - Halter
1.8 i.e. 16V (836AQ)	83	03/96→08/99	➡	☐		24.3344-1703.5 240117	TRW - Halter
1.8 i.e. 16V GT (836AR)	96	03/96→08/99	➡	☐			
1.9 TD (836AM, 836AN)	66	10/94→08/99	➡	☐		24.3344-1704.5 240118	TRW - Halter
2.0 16V Turbo (836AS)	142	07/96→08/99	➡				
<b>Zubehörsatz, Bremssattel</b>							
1.8 i.e. (836AE)	76	06/93→08/99	➡	11/93→		24.0101-3601.2 260044	TRW
2.0 16V (836AA, 836CA)	102	06/93→08/99	➡				
2.0 16V Turbo (836AB)	137	06/93→08/99	➡				
1.8 i.e. (836AG, 836AL)	66	07/94→08/99	➡			24.0101-3601.2 260044	TRW
1.8 i.e. 16V (836AQ)	83	03/96→08/99	➡				
1.8 i.e. 16V GT (836AR)	96	03/96→08/99	➡				
1.9 TD (836AM, 836AN)	66	10/94→08/99	➡				
2.0 16V Turbo (836AS)	142	07/96→08/99	➡				
↓							

	kw			 	! #		
<b>LANCIA - DELTA II (836_) 06/93→09/99</b>							
 <b>Bremsschlauch</b>							
1.4 i.e. (836AF, 836AH)	51	10/94→08/99	➔		2	83.6401-0159.3 330746	L= 160
1.6 i.e. (836AP)	66	03/96→08/99					
1.6 i.e. 16V (836AO)	76	01/96→08/99					
1.8 i.e. (836AG, 836AL)	66	07/94→08/99					
1.8 i.e. 16V (836AQ)	83	03/96→08/99					
1.8 i.e. 16V GT (836AR)	96	03/96→08/99					
1.9 TD (836AM, 836AN)	66	10/94→08/99					
2.0 16V Turbo (836AS)	142	07/96→08/99					
1.6 i.e. (836AD)	55	06/93→08/99	➔	11/93→	2	83.6401-0159.3 330746	L= 160
1.8 i.e. (836AE)	76	06/93→08/99					
2.0 16V (836AA, 836CA)	102	06/93→08/99					
2.0 16V Turbo (836AB)	137	06/93→08/99					
<b>LANCIA - DELTA III (844_) 08/08→08/14</b>							
 <b>Bremssattel</b>							
1.4 (844.AXA1A)	88	09/08→08/14	←	☐; → 10/09		24.3541-1809.5 240593	BOS - Halter
1.6 D Multijet (844.AXC11, 844.AXC1A)	88	09/08→08/14	←	☐; → 10/09		24.3541-1810.5 240594	BOS - Halter
1.6 D Multijet (844.AXF11, 844.AXF1A)	85	08/08→08/14					
1.8 (844.AXH12)	147	01/09→08/14	←	☐		24.3571-9953.5 241062	ATE - Halter
1.9 D Multijet (844.AXE1A)	140	01/09→08/14	←	☐		24.3571-9954.5 241063	ATE - Halter
2.0 D Multijet (844.AXD1A, 844.AXM1A)	121	09/08→08/14					
2.0 D Multijet (844.AXG1A, 844.AXN1A)	120	09/08→08/14					
<b>Führungsbolzen, Bremssattel</b>							
1.8 (844.AXH12)	147	01/09→08/14			2	11.8171-0008.1 990049	ATE
1.9 D Multijet (844.AXE1A)	140	01/09→08/14					
2.0 D Multijet (844.AXD1A, 844.AXM1A)	121	09/08→08/14					
2.0 D Multijet (844.AXG1A, 844.AXN1A)	120	09/08→08/14					
 <b>Bremsschlauch</b>							
1.4 (844.AXA1A)	88	09/08→08/14	←		2	24.5112-0407.3 331459	L= 410
1.4 (844.AXB1A)	110	09/08→08/14					
1.4 16V (844.AXL1A)	103	07/10→08/14	➔		2	24.5112-0187.3 331150	L= 187
1.4 Bifuel (844.AXA1A)	88	07/11→08/14					
1.6 D Multijet (844.AXC11, 844.AXC1A)	88	09/08→08/14					
1.6 D Multijet (844.AXF11, 844.AXF1A)	85	08/08→08/14					
1.6 D Multijet (844.AXP1A)	77	04/11→08/14					
1.8 (844.AXH12)	147	01/09→08/14					
1.9 D Multijet (844.AXE1A)	140	01/09→08/14					
2.0 D Multijet (844.AXD1A, 844.AXM1A)	121	09/08→08/14					
2.0 D Multijet (844.AXG1A, 844.AXN1A)	120	09/08→08/14					
<b>LANCIA - FLAVIA Cabriolet (JS_) 03/12→12/14</b>							
 <b>Bremssattel</b>							
2.4 (JK, JS)	125	03/12→12/14	➔	☐		24.3351-1703.5 241191	- Halter
<b>LANCIA - LYBRA (839_) 07/99→10/05</b>							
 <b>Bremssattel</b>							
1.6 16V (839AXA1A)	76	07/99→10/05	➔	☐; 10/99→		24.3384-1741.5 240924	TRW - Halter
1.8 16V (839AXB1A, 839AXG1A)	96	07/99→10/05	➔	☐; 10/99→		24.3384-1742.5 240925	TRW - Halter
1.9 JTD (839AXD1A)	77	07/99→09/00					
2.0 20V (839AXC11, 839AXC1A)	113	07/99→09/00					
↓							












	kw			 	! #		
<b>LANCIA - LYBRA (839_) 07/99→10/05</b>							
 <b>Bremssattel</b>							
2.4 JTD (839AXE1A)	99	07/99→02/01	➔	☐; 10/99→		24.3384-1741.5 240924	TRW - Halter
			➔	☐; 10/99→		24.3384-1742.5 240925	TRW - Halter
1.9 JTD (839AXI1A, 839.AXN1A, 839.CXL1A)	85	05/01→10/05	➔	☐		24.3384-1741.5 240924	TRW - Halter
1.9 JTD (839AXI1A)	81	09/00→05/01	➔	☐		24.3384-1742.5 240925	TRW - Halter
2.0 20V (839AXH1A)	110	09/00→10/05					
2.4 20V (839.CXM1A)	125	10/01→10/05					
2.4 JTD (839.AXE1A)	110	05/02→10/05					
2.4 JTD (839AXL1A)	103	09/00→05/02					
 <b>Bremsschlauch</b>							
1.6 16V (839AXA1A)	76	07/99→10/05	←	10/99→	2	24.5112-0407.3 331459	L= 410
1.8 16V (839AXB1A, 839AXG1A)	96	07/99→10/05					
1.9 JTD (839AXD1A)	77	07/99→09/00					
2.0 20V (839AXC11, 839AXC1A)	113	07/99→09/00					
2.4 JTD (839AXE1A)	99	07/99→02/01					
1.9 JTD (839.AXI1A, 839.AXN1A, 839.CXL1A)	85	05/01→10/05	←		2	24.5112-0407.3 331459	L= 410
1.9 JTD (839AXI1A)	81	09/00→05/01					
2.0 20V (839AXH1A)	110	09/00→10/05					
2.4 20V (839.CXM1A)	125	10/01→10/05					
2.4 JTD (839.AXE1A)	110	05/02→10/05					
2.4 JTD (839AXL1A)	103	09/00→05/02					
<b>LANCIA - LYBRA SW (839_) 07/99→10/05</b>							
 <b>Bremssattel</b>							
1.6 16V (839BXA1A)	76	07/99→10/05	➔	☐; 10/99→		24.3384-1741.5 240924	TRW - Halter
1.8 16V (839BXB1A, 839BXG1A)	96	07/99→10/05	➔	☐; 10/99→		24.3384-1742.5 240925	TRW - Halter
1.9 JTD (839BXD1A)	77	07/99→09/01					
2.0 20V (839BXC11, 839BXC1A)	113	07/99→09/00					
1.9 JTD (839.BXI1A, 839.BXN1A, 839.CXL1A)	85	05/01→10/05	➔	☐		24.3384-1741.5 240924	TRW - Halter
1.9 JTD (839BXI1A)	81	09/00→05/01	➔	☐		24.3384-1742.5 240925	TRW - Halter
2.0 20V (839BXH1A)	110	09/00→10/05					
2.4 JTD (839.BXE1A)	110	05/02→10/05					
2.4 JTD (839BXE1A)	99	10/99→09/00					
2.4 JTD (839BXL1A)	103	09/00→10/05					
 <b>Bremsschlauch</b>							
1.6 16V (839BXA1A)	76	07/99→10/05	←	10/99→	2	24.5112-0407.3 331459	L= 410
1.8 16V (839BXB1A, 839BXG1A)	96	07/99→10/05					
1.9 JTD (839BXD1A)	77	07/99→09/01					
2.0 20V (839BXC11, 839BXC1A)	113	07/99→09/00					
1.9 JTD (839.BXI1A, 839.BXN1A, 839.CXL1A)	85	05/01→10/05	←		2	24.5112-0407.3 331459	L= 410
1.9 JTD (839BXI1A)	81	09/00→05/01					
2.0 20V (839BXH1A)	110	09/00→10/05					
2.4 JTD (839.BXE1A)	110	05/02→10/05					
2.4 JTD (839BXE1A)	99	10/99→09/00					
2.4 JTD (839BXL1A)	103	09/00→10/05					
<b>LANCIA - MUSA (350_) 10/04→09/12</b>							
 <b>Bremssattel</b>							
1.3 D Multijet (350.AXB11, 350.AXB1A)	51	10/04→09/12	←	☐		24.3541-1811.5 240429	BOS - Halter
1.4 (350.AXA11, 350.AXA1A)	70	10/04→09/12	←	☐		24.3541-1812.5 240430	BOS - Halter
1.4 (350.AXE1A)	66	10/07→09/12					
1.4 (350.AXF1A)	57	09/05→09/12					
1.4 LPG (350.AXF1A)	57	11/10→09/12					
1.6 D Multijet (350.AXH1A)	88	07/08→09/12	➔	☐		24.3347-1715.5 240719	TRW - Halter
1.6 D Multijet (350.AXL1A, 350.AXH1A)	85	07/08→09/12	➔	☐		24.3347-1716.5 240720	TRW - Halter
↓							











	kW			 	! #		
<b>LANCIA - MUSA (350_) 10/04→09/12</b>							
 <b>Bremsschlauch</b>							
1.3 D Multijet (350.AXB11, 350.AXB1A)	51	10/04→09/12	←		2	24.5112-0456.3 330875	L= 455
			→		2	83.7201-9173.3 330868	L= 173
1.3 D Multijet (350.AXG11, 350.AXG1A)	66	09/06→09/12					
1.4 (350.AXA11, 350.AXA1A)	70	10/04→09/12					
1.4 (350.AXE1A)	66	10/07→09/12					
1.4 (350.AXF1A)	57	09/05→09/12					
1.4 LPG (350.AXF1A)	57	11/10→09/12					
1.6 D Multijet (350.AXH1A)	88	07/08→09/12					
1.6 D Multijet (350.AXL1A, 350.AXH1A)	85	07/08→09/12					
1.9 D Multijet (350.AXC1A)	74	10/04→09/12					
1.3 D Multijet (350.AXM11, 350.AXM1A, 350.AXI1A)	70	03/09→09/12	←	08/09→	2	24.5112-0456.3 330875	L= 455
			→	08/09→	2	83.7201-9173.3 330868	L= 173
<b>LANCIA - PHEDRA (179_) 09/02→11/10</b>							
 <b>Bremssattel</b>							
2.0 (179AXA11, 179AXA1A)	100	09/02→11/10	←	☐; → 09/10		24.3601-1711.5 240938	TRW - Halter
			→				
2.0 D Multijet (179.AXL1B, 179.BXL1B)	100	07/06→11/10	←	☐; → 09/10		24.3601-1712.5 240939	TRW - Halter
			→	☐; → 09/10		24.3384-1761.5 240850	TRW - Halter
2.0 JTD (179.AXE1A)	79	07/03→11/10	→	☐; → 09/10		24.3384-1762.5 240851	TRW - Halter
2.0 JTD (179.AXH1B, 179.BXH1B)	88	06/06→11/10					
2.0 JTD (179.AXB1A)	80	09/02→11/10					
2.2 JTD (179.AXC1A)	94	09/02→11/10					
2.2 D Multijet (179.AXM1B, 179.AXP11, 179.BXM1B,....)	125	03/08→11/10	←	☐; → 09/10		24.3451-1855.5 240659	TRW - Halter
			→				
2.2 JTD (179.AXN1B, 179.AXQ11, 179.BXN1B, 179.BXQ11)	120	04/06→11/10	←	☐; → 09/10		24.3451-1856.5 240660	TRW - Halter
			→	☐; → 09/10		24.3384-1761.5 240850	TRW - Halter
3.0 V6 (179.BXD11)	150	09/02→11/10	→	☐; → 09/10		24.3384-1761.5 240850	TRW - Halter
			→	☐; → 09/10		24.3384-1762.5 240851	TRW - Halter
 <b>Bremsschlauch</b>							
2.0 (179AXA11, 179AXA1A)	100	09/02→11/10	←	→ 09/10	2	24.5111-0462.3 330555	L= 460
			→	→ 09/10	2	24.5229-0251.3 330535	L= 250
2.0 D Multijet (179.AXL1B, 179.BXL1B)	100	07/06→11/10					
2.0 JTD (179.AXE1A)	79	07/03→11/10					
2.0 JTD (179.AXH1B, 179.BXH1B)	88	06/06→11/10					
2.0 JTD (179.AXB1A)	80	09/02→11/10					
2.2 JTD (179.AXC1A)	94	09/02→11/10					
3.0 V6 (179.BXD11)	150	09/02→11/10					
2.2 D Multijet (179.AXM1B, 179.AXP11, 179.BXM1B,....)	125	03/08→11/10	→	→ 09/10	2	24.5229-0251.3 330535	L= 250
2.2 JTD (179.AXN1B, 179.AXQ11, 179.BXN1B, 179.BXQ11)	120	04/06→11/10					
<b>LANCIA - Y (840_) 11/95→09/03</b>							
 <b>Bremssattel</b>							
1.1 (840AE)	40	11/95→09/03	←	☐; 05/97→ 12/98		24.3481-1743.5 240305	BDX - Halter
			←	☐; 05/97→ 12/98		24.3481-1744.5 240306	BDX - Halter
1.2 (840AA, 840AF1A)	44	03/96→09/03	←	☐; 10/00→ 07/03; - ABS		24.3481-1743.5 240305	BDX - Halter
			←	☐; → 09/00		24.3481-1743.5 240305	BDX - Halter
			←	☐; → 09/00		24.3481-1744.5 240306	BDX - Halter
			←	☐; 10/00→ 07/03; - ABS		24.3481-1744.5 240306	BDX - Halter
			←	☐; 10/00→ 07/03; + ABS		24.3481-1751.5 240285	BDX - Halter





















	kw			 	! #		
<b>LANCIA - Y (840_) 11/95→09/03</b>							
 <b>Bremssattel</b>							
1.2 (840AA, 840AF1A)	44	03/96→09/03	←	☐; 10/00→ 07/03; + ABS		24.3481-1752.5 240286	BDX - Halter
1.2 16V (840AD)	63	04/97→09/03	←	☐; 05/97→ 09/00		24.3481-1751.5 240285	BDX - Halter
			←	☐; 05/97→ 09/00		24.3481-1752.5 240286	BDX - Halter
1.2 16V (840AG1A)	59	10/00→09/03	←	☐; → 07/03		24.3481-1751.5 240285	BDX - Halter
			←	☐; → 07/03		24.3481-1752.5 240286	BDX - Halter
1.4 12V (840AB)	59	10/96→09/03	←	☐; → 12/98		24.3481-1703.5 240051	TRW - Halter
1.4 12V (840AC)	55	03/96→09/03	←	☐; → 12/98		24.3481-1704.5 240052	TRW - Halter
			←	☐; 01/99→ 07/03		24.3481-1751.5 240285	BDX - Halter
			←	☐; 01/99→ 07/03		24.3481-1752.5 240286	BDX - Halter
<b>Zubehörsatz, Bremssattel</b>							
1.4 12V (840AB)	59	10/96→09/03	←	→ 12/98		24.0101-4301.2 260047	TRW
1.4 12V (840AC)	55	03/96→09/03					
 <b>Bremsschlauch</b>							
1.1 (840AE)	40	11/95→09/03	←	☐; 05/97→ 12/98		24.5112-0370.3 330515	L= 372
			←	☐; 05/97→ 12/98		24.5112-0376.3 330514	L= 362
1.2 (840AA, 840AF1A)	44	03/96→09/03	←	☐; 10/00→ 07/03; - ABS		24.5112-0370.3 330515	L= 372
			←	☐; → 09/00		24.5112-0370.3 330515	L= 372
			←	☐; 10/00→ 07/03; - ABS		24.5112-0376.3 330514	L= 362
			←	☐; → 09/00		24.5112-0376.3 330514	L= 362
			←	☐; 10/00→ 07/03; + ABS		24.5112-0395.3 330521	L= 395
			←	☐; 10/00→ 07/03; + ABS		24.5112-0396.3 330520	L= 397
1.2 16V (840AD)	63	04/97→09/03	←	☐; 05/97→ 09/00		24.5112-0395.3 330521	L= 395
			←	☐; 05/97→ 09/00		24.5112-0396.3 330520	L= 397
1.2 16V (840AG1A)	59	10/00→09/03	←	☐; → 07/03		24.5112-0395.3 330521	L= 395
			←	☐; → 07/03		24.5112-0396.3 330520	L= 397
1.4 12V (840AB)	59	10/96→09/03	←	☐; → 12/98		24.5112-0395.3 330521	L= 395
1.4 12V (840AC)	55	03/96→09/03	←	☐; → 12/98		24.5112-0396.3 330520	L= 397
<b>LANCIA - YPSILON (312_) 05/11→</b>							
 <b>Bremssattel</b>							
1.2 (312.PXA1A, 312.YXA1A)	51	05/11→	←	☐		24.3541-9831.5 241027	ATE - Halter
1.2 Bi-fuel (312.YXA1A)	49	05/11→	←	☐		24.3541-9832.5 241028	ATE - Halter
1.2 Bi-fuel (312.YXA1A)	51	05/11→	←	☐; 04/15→		24.3541-9831.5 241027	ATE - Halter
			←	☐; 04/15→		24.3541-9832.5 241028	ATE - Halter
<b>Feder, Bremssattel</b>							
1.0 Mild Hybrid (312)	51	03/20→	←		2	11.8116-0264.1 390594	ATE
1.2 (312.PXA1A, 312.YXA1A)	51	05/11→			2	11.8116-0264.1 390594	ATE
1.2 Bi-fuel (312.YXA1A)	49	05/11→					
1.2 Bi-fuel (312.YXA1A)	51	05/11→		04/15→	2	11.8116-0264.1 390594	ATE
<b>Führungsbolzen, Bremssattel</b>							
0.9 CNG (312.YXG1A)	63	05/11→			2	11.8171-0008.1 990049	ATE
0.9 TwinAir (312.PXG11, 312.PXG1A, 312.YXG11, 312.YXG1A)	63	05/11→					
0.9 TwinAir (312.YXN11, 312.YXN1A)	59	12/13→					
1.2 (312.PXA1A, 312.YXA1A)	51	05/11→					
1.2 Bi-fuel (312.YXA1A)	49	05/11→					
1.3 D Multijet (312.YXE1A, 312.YXU1A)	70	05/11→					
1.0 Mild Hybrid (312)	51	03/20→	←		2	11.8171-0008.1 990049	ATE
1.2 Bi-fuel (312.YXA1A)	51	05/11→		04/15→	2	11.8171-0008.1 990049	ATE
↓							






















	kw			 	! #		
<b>LANCIA - YPSILON (312_) 05/11→</b>							
 <b>Bremsschlauch</b>							
0.9 CNG (312.YXG1A)	63	05/11→	←		2	24.5112-0356.3 331129	L= 355
0.9 TwinAir (312.PXG11, 312.PXG1A, 312.YXG11, 312.YXG1A)	63	05/11→					
0.9 TwinAir (312.YXN11, 312.YXN1A)	59	12/13→					
1.2 (312.PXA1A, 312.YXA1A)	51	05/11→					
1.2 Bi-fuel (312.YXA1A)	49	05/11→					
1.3 D Multijet (312.YXE1A, 312.YXU1A)	70	05/11→					
1.2 Bi-fuel (312.YXA1A)	51	05/11→	←	04/15→	2	24.5112-0356.3 331129	L= 355
<b>LANCIA - YPSILON (843_) 10/03→12/11</b>							
 <b>Bremssattel</b>							
1.2 (843.AXA1A)	44	10/03→12/11	←	☐; → 06/11		24.3481-1805.5 241159	TRW - Halter
1.4 (843.AXG1A)	57	02/06→12/11	←	☐; → 06/11		24.3481-1806.7 220766	TRW - Halter
			→	☐; MOMO Design; Scheibenbremse		24.3347-1715.5 240719	TRW - Halter
			→	☐; MOMO Design; Scheibenbremse		24.3347-1716.5 240720	TRW - Halter
1.2 (843.AXB1A)	59	10/03→12/11	←	☐; → 06/11		24.3541-1834.5 240404	TRW - Halter
1.2 (843.AXL1A)	51	08/10→12/11					
1.3 JTD (843.AXD11, 843.AXD1A)	51	10/03→12/11					
1.4 16V (843.AXC11, 843.AXC1B, 843.AXC1A)	70	10/03→12/11					
1.3 D Multijet (843.AXE11, 843.AXE1A)	66	09/06→12/11	←	☐; 10/06→ 06/11		24.3541-1834.5 240404	TRW - Halter
1.3 D Multijet (843.AXF11, 843.AXF1A, 843.AXM11,...)	55	09/06→12/11					
1.3 D Multijet (843.AXH1A, 843.AXE1A)	77	05/07→12/11	←	☐; 07/07→ 06/11		24.3541-1834.5 240404	TRW - Halter
1.4 LPG (843.AXG1A)	57	11/10→12/11	←	☐; → 06/11		24.3481-1805.5 241159	TRW - Halter
			←	☐; → 06/11		24.3481-1806.7 220766	TRW - Halter
<b>Zubehörsatz, Bremssattel</b>							
1.2 (843.AXA1A)	44	10/03→12/11	←	→ 06/11		24.0101-3802.2 260100	TRW
1.4 (843.AXG1A)	57	02/06→12/11					
1.4 LPG (843.AXG1A)	57	11/10→12/11					
 <b>Bremsschlauch</b>							
1.2 (843.AXA1A)	44	10/03→12/11	←	→ 06/11	2	24.5119-0447.3 330990	L= 447
1.2 (843.AXB1A)	59	10/03→12/11					
1.2 (843.AXL1A)	51	08/10→12/11	→	→ 06/11	2	83.7201-9173.3 330868	L= 173
1.3 JTD (843.AXD11, 843.AXD1A)	51	10/03→12/11					
1.4 (843.AXG1A)	57	02/06→12/11					
1.4 16V (843.AXC11, 843.AXC1B, 843.AXC1A)	70	10/03→12/11					
1.4 LPG (843.AXG1A)	57	11/10→12/11					
1.3 D Multijet (843.AXE11, 843.AXE1A)	66	09/06→12/11	←	10/06→ 06/11	2	24.5119-0447.3 330990	L= 447
			→	10/06→ 06/11	2	83.7201-9173.3 330868	L= 173
1.3 D Multijet (843.AXF11, 843.AXF1A, 843.AXM11,...)	55	09/06→12/11					
1.3 D Multijet (843.AXH1A, 843.AXE1A)	77	05/07→12/11	←	07/07→ 06/11	2	24.5119-0447.3 330990	L= 447
			→	07/07→ 06/11	2	83.7201-9173.3 330868	L= 173
<b>LANCIA - ZETA (22_) 05/95→10/03</b>							
 <b>Bremssattel</b>							
2.0 16V (220AL5)	97	05/98→07/00	←	☐		24.3571-1709.5 240153	TRW - Halter
2.0 16V (220AQ5, 220AQ4)	100	07/00→09/02	←	☐		24.3571-1710.5 240154	TRW - Halter
2.0 JTD (220.AR5, 220.AN5)	80	09/99→09/02	→	☐; + ABS		24.3361-9975.5 240541	ATE - Halter
↓							





















































































	kw			 	! #		
<b>LANCIA - ZETA (22_) 05/95→10/03</b>							
 <b>Bremssattel</b>							
2.0 16V (220AL5) 2.0 16V (220AQ5, 220AQ4) 2.0 JTD (220.AR5, 220.AN5)	97 100 80	05/98→07/00 07/00→09/02 09/99→09/02	→	☐; + ABS		24.3361-9976.5 240542	ATE - Halter
2.0 Turbo (220AD5, 220CD5)	108	05/95→09/02	←	☐		24.3571-1709.5 240153	TRW - Halter
			←	☐		24.3571-1710.5 240154	TRW - Halter
			→	☐		24.3361-9975.5 240541	ATE - Halter
			→	☐		24.3361-9976.5 240542	ATE - Halter
2.1 TD (220AJ5)	80	05/96→09/99	←	☐; 06/96→		24.3571-1709.5 240153	TRW - Halter
			←	☐; 06/96→		24.3571-1710.5 240154	TRW - Halter
			→	☐; 06/96→		24.3361-9975.5 240541	ATE - Halter
			→	☐; 06/96→		24.3361-9976.5 240542	ATE - Halter
<b>Feder, Bremssattel</b>							
2.0 16V (220AL5) 2.0 16V (220AQ5, 220AQ4) 2.0 JTD (220.AR5, 220.AN5)	97 100 80	05/98→07/00 07/00→09/02 09/99→09/02	→	+ ABS	2	11.8116-0073.1 390498	ATE
2.0 Turbo (220AD5, 220CD5)	108	05/95→09/02	→		2	11.8116-0073.1 390498	ATE
2.1 TD (220AJ5)	80	05/96→09/99	→	06/96→	2	11.8116-0073.1 390498	ATE
<b>Führungshülzensatz, Bremssattel</b>							
2.0 16V (220AL5) 2.0 16V (220AQ5, 220AQ4) 2.0 JTD (220.AR5, 220.AN5)	97 100 80	05/98→07/00 07/00→09/02 09/99→09/02	→	+ ABS		11.0101-5407.2 260011	ATE
2.0 Turbo (220AD5, 220CD5)	108	05/95→09/02	→			11.0101-5407.2 260011	ATE
2.1 TD (220AJ5)	80	05/96→09/99	→	06/96→		11.0101-5407.2 260011	ATE
<b>Führungsbolzen, Bremssattel</b>							
2.0 16V (220AL5) 2.0 16V (220AQ5, 220AQ4) 2.0 JTD (220.AR5, 220.AN5)	97 100 80	05/98→07/00 07/00→09/02 09/99→09/02		+ ABS	2	11.8171-0008.1 990049	ATE
2.0 Turbo (220AD5, 220CD5)	108	05/95→09/02			2	11.8171-0008.1 990049	ATE
2.1 TD (220AJ5)	80	05/96→09/99		06/96→	2	11.8171-0008.1 990049	ATE
<b>Dichtungssatz, Bremssattel</b>							
2.0 16V (220AL5) 2.0 16V (220AQ5, 220AQ4) 2.0 JTD (220.AR5, 220.AN5)	97 100 80	05/98→07/00 07/00→09/02 09/99→09/02	→	+ ABS		11.0441-3602.2 250008	ATE
2.0 Turbo (220AD5, 220CD5)	108	05/95→09/02	→			11.0441-3602.2 250008	ATE
2.1 TD (220AJ5)	80	05/96→09/99	→	06/96→		11.0441-3602.2 250008	ATE
 <b>Bremsschlauch</b>							
2.0 16V (220AL5) 2.0 16V (220AQ5, 220AQ4) 2.0 JTD (220.AR5, 220.AN5)	97 100 80	05/98→07/00 07/00→09/02 09/99→09/02	←		2	24.5118-0471.3 330528	L= 473
			→		2	24.5111-0301.3 330499	L= 300
						24.5229-0251.3 330535	L= 250
2.0 Turbo (220AD5, 220CD5)	108	05/95→09/02					
2.1 TD (220AJ5)	80	05/96→09/99	←	06/96→	2	24.5118-0471.3 330528	L= 473
			→	06/96→	2	24.5111-0301.3 330499	L= 300
						24.5229-0251.3 330535	L= 250
<b>LAND ROVER - DISCOVERY I (LJ) 06/89→12/98</b>							
 <b>Bremsschlauch</b>							
2.0 16 V 4x4 2.5 TDI 4x4 2.5 TDI 4x4	99 83 90	06/89→10/98 10/89→10/98 06/93→10/98	←	KA034314→	2	24.5297-0385.3 331047	L= 385

	kw			 	! #		
<b>LAND ROVER - DISCOVERY III (L319) 07/04→09/09</b>							
 <b>Bremssattel</b>							
2.7 TD 4x4 4.0 V6 4x4 4.4 4x4	140 160 220	07/04→09/09 10/04→09/09 07/04→09/09	← ← → →	☐; → 08/09; nicht für gepanzerte Fahrzeuge ☐; → 08/09; nicht für gepanzerte Fahrzeuge ☐; → 08/09; nicht für gepanzerte Fahrzeuge ☐; → 08/09; nicht für gepanzerte Fahrzeuge	24.3481-1787.5 24.3481-1788.5 24.3451-1727.5 24.3451-1728.5	240621 240622 240902 240903	TRW - Halter TRW - Halter TRW - Halter TRW - Halter
<b>LAND ROVER - DISCOVERY III VAN (L319) 01/07→07/09</b>							
 <b>Bremssattel</b>							
2.7 TD 4x4	140	01/07→07/09	← ← → →	☐; nicht für gepanzerte Fahrzeuge ☐; nicht für gepanzerte Fahrzeuge ☐; nicht für gepanzerte Fahrzeuge ☐; nicht für gepanzerte Fahrzeuge	24.3481-1787.5 24.3481-1788.5 24.3451-1727.5 24.3451-1728.5	240621 240622 240902 240903	TRW - Halter TRW - Halter TRW - Halter TRW - Halter
<b>LAND ROVER - DISCOVERY IV (L319) 09/09→12/18</b>							
 <b>Bremssattel</b>							
2.7 TD 4x4	140	09/09→12/18	← ← → →	☐ ☐ ☐ ☐	24.3481-1787.5 24.3481-1788.5 24.3451-1727.5 24.3451-1728.5	240621 240622 240902 240903	TRW - Halter TRW - Halter TRW - Halter TRW - Halter
3.0 4x4 3.0 SDV6 4x4 3.0 TD 4x4 3.0 TD 4x4 3.0 TD 4x4 5.0 V8 4x4	250 188 155 180 183 276	08/13→12/18 11/09→12/18 05/10→12/18 09/09→12/18 07/12→12/18 09/09→12/18	→ → → →	☐; AA546303→; nicht für gepanzerte Fahrzeuge ☐; AA546303→; nicht für gepanzerte Fahrzeuge	24.3451-1727.5 24.3451-1728.5	240902 240903	TRW - Halter TRW - Halter
<b>LAND ROVER - DISCOVERY IV VAN (L319) 09/09→12/17</b>							
 <b>Bremssattel</b>							
3.0 TD 4x4	155	01/11→12/17	→ →	☐; AA546303→; nicht für gepanzerte Fahrzeuge ☐; AA546303→; nicht für gepanzerte Fahrzeuge	24.3451-1727.5 24.3451-1728.5	240902 240903	TRW - Halter TRW - Halter
<b>LAND ROVER - DISCOVERY SPORT (L550) 09/14→</b>							
<b>Führungshülzensatz, Bremssattel</b>							
1.5 P300e Hybrid 4x4 1.5 P300e Hybrid 4x4 2.0 4x4 2.0 4x4 2.0 4x4 2.0 D 2.0 D150 MHEV 4x4 2.0 D165 2.0 D165 MHEV 4x4 2.0 D180 MHEV 4x4 2.0 D200 MHEV 4x4 2.0 D240 MHEV 4x4 2.0 D 4x4 2.0 D 4x4 2.0 D 4x4 2.0 P200 4x4 2.0 P200 FLEX MHEV 4x4 2.0 P200 MHEV 4x4 2.0 P250 4x4 2.0 P250 MHEV 4x4 2.0 P290 MHEV 4x4 2.0 Si4 FLEX 4x4 2.2 D 4x4 2.2 D 4x4	147 227 177 177 213 110 110 120 120 132 150 177 110 132 177 147 147 147 183 184 213 177 110 140	02/20→ 02/20→ 11/14→ 12/17→ 08/17→ 08/15→ 05/19→ 07/20→ 07/20→ 05/19→ 07/20→ 05/19→ 12/14→ 06/15→ 08/17→ 07/20→ 09/20→ 05/19→ 05/19→ 05/19→ 07/20→ 12/18→ 09/14→ 09/14→	→ → → →		11.0101-5407.2 11.0101-5407.2	260011 260011	ATE ATE
<b>Führungsbolzen, Bremssattel</b>							
1.5 P300e Hybrid 4x4 1.5 P300e Hybrid 4x4 2.0 4x4 2.0 4x4 2.0 4x4 2.0 D 2.0 D150 MHEV 4x4 ↓	147 227 177 177 213 110 110	02/20→ 02/20→ 11/14→ 12/17→ 08/17→ 08/15→ 05/19→	← ← → →	für Bremsscheibendurchmesser [mm]: 325; 17" ↓	11.8171-0096.1 11.8171-0096.1	250155 990049	ATE ATE












	kw					! #		
<b>LAND ROVER - DISCOVERY SPORT (L550) 09/14→</b>								
<b>Führungsbolzen, Bremssattel</b>								
2.0 D165	120	07/20→	←	für Bremsscheibendurchmesser [mm]:		11.8171-0096.1	250155	ATE
2.0 D165 MHEV 4x4	120	07/20→		325; 17"				
2.0 D180 MHEV 4x4	132	05/19→				11.8171-0008.1	990049	ATE
2.0 D200 MHEV 4x4	150	07/20→	→					
2.0 D240 MHEV 4x4	177	05/19→						
2.0 D 4x4	110	12/14→						
2.0 D 4x4	132	06/15→						
2.0 D 4x4	177	08/17→						
2.0 P200 4x4	147	07/20→						
2.0 P200 FLEX MHEV 4x4	147	09/20→						
2.0 P200 MHEV 4x4	147	05/19→						
2.0 P250 4x4	183	05/19→						
2.0 P250 MHEV 4x4	184	05/19→						
2.0 P290 MHEV 4x4	213	07/20→						
2.0 Si4 FLEX 4x4	177	12/18→						
2.2 D 4x4	110	09/14→						
2.2 D 4x4	140	09/14→						
<b>LAND ROVER - FREELANDER (L314) 02/98→10/06</b>								
<b>Bremssattel</b>								
1.8 16V 4x4	86	04/98→10/06	←	☐; 1A000001→		24.3571-1753.5	240936	TRW - Halter
2.0 Td4 4x4	80	03/01→10/06						
2.0 Td4 4x4	82	11/00→10/06	←	☐; 1A000001→		24.3571-1754.5	240937	TRW - Halter
2.5 V6 4x4	130	11/00→10/06						
<b>Bremsschlauch</b>								
1.8 16V 4x4	86	04/98→10/06	←	2A393451→	2	24.5149-0431.3	330993	L= 431
2.0 Td4 4x4	80	03/01→10/06						
2.0 Td4 4x4	82	11/00→10/06						
2.5 V6 4x4	130	11/00→10/06						
1.8 i 16V 4x4	88	02/98→11/00	←		2	24.5149-0431.3	330993	L= 431
2.0 DI 4x4	72	02/98→11/00						
<b>LAND ROVER - FREELANDER 2 (L359) 10/06→12/15</b>								
<b>Bremssattel</b>								
2.0 Si4 4x4	177	10/11→10/14	←	☐		24.3601-9711.5	241048	ATE - Halter
2.2 eD4	110	08/10→10/14						
2.2 SD4 4x4	140	08/10→10/14	←	☐		24.3601-9712.5	241049	ATE - Halter
2.2 TD4 4x4	110	10/06→10/14						
2.2 TD4 4x4	112	01/07→10/14						
2.2 TD4 4x4	118	10/06→10/14						
3.2 4x4	171	10/06→10/14						
<b>Halter, Bremssattel</b>								
2.0 Si4 4x4	177	10/11→10/14	←			11.0230-0934.1	260128	ATE
2.2 eD4	110	08/10→10/14						
2.2 SD4 4x4	140	08/10→10/14						
2.2 TD4 4x4	110	10/06→10/14						
2.2 TD4 4x4	112	01/07→10/14						
2.2 TD4 4x4	118	10/06→10/14						
<b>Feder, Bremssattel</b>								
2.0 Si4 4x4	177	10/11→10/14			2	11.8116-0206.1	390593	ATE
2.2 eD4	110	08/10→10/14						
2.2 SD4 4x4	140	08/10→10/14						
2.2 TD4 4x4	110	10/06→10/14						
2.2 TD4 4x4	112	01/07→10/14						
2.2 TD4 4x4	118	10/06→10/14						
3.2 4x4	171	10/06→10/14						
<b>Führungshülzensatz, Bremssattel</b>								
2.0 Si4 4x4	177	10/11→10/14	←			11.0101-5407.2	260011	ATE
2.2 eD4	110	08/10→10/14						
2.2 SD4 4x4	140	08/10→10/14						
2.2 TD4 4x4	110	10/06→10/14						
2.2 TD4 4x4	112	01/07→10/14						
2.2 TD4 4x4	118	10/06→10/14						
3.2 4x4	171	10/06→10/14						
<b>Führungsbolzen, Bremssattel</b>								
2.0 Si4 4x4	177	10/11→10/14			2	11.8171-0008.1	990049	ATE
2.2 eD4	110	08/10→10/14						
2.2 SD4 4x4	140	08/10→10/14						
2.2 TD4 4x4	110	10/06→10/14						
2.2 TD4 4x4	112	01/07→10/14						
2.2 TD4 4x4	118	10/06→10/14						
3.2 4x4	171	10/06→10/14						
↓								












	kw			 	! #		
<b>LAND ROVER - FREELANDER 2 (L359) 10/06→12/15</b>							
<b>Dichtungssatz, Bremsattel</b>							
2.0 Si4 4x4	177	10/11→10/14	←			11.0441-6008.2 250038	ATE für Kolben-Ø [mm]: 60
2.2 eD4	110	08/10→10/14					
2.2 SD4 4x4	140	08/10→10/14					
2.2 TD4 4x4	110	10/06→10/14					
2.2 TD4 4x4	112	01/07→10/14					
2.2 TD4 4x4	118	10/06→10/14					
3.2 4x4	171	10/06→10/14					
<b>LAND ROVER - FREELANDER Soft Top (L314) 02/98→10/06</b>							
<b> Bremsattel</b>							
1.8 4x4	86	10/00→10/06	←	☐; 1A000001→		24.3571-1753.5 240936	TRW - Halter
2.0 TD4 4x4	82	10/00→10/06	←	☐; 1A000001→		24.3571-1754.5 240937	TRW - Halter
<b> Bremschlauch</b>							
1.8 4x4	86	10/00→10/06	←	2A393451→	2	24.5149-0431.3 330993	L= 431
2.0 TD4 4x4	82	10/00→10/06					
1.8 i 16V 4x4	88	02/98→10/06	←	→ 11/00	2	24.5149-0431.3 330993	L= 431
2.0 DI 4x4	72	02/98→10/06					
<b>LAND ROVER - RANGE ROVER III (L322) 03/02→12/12</b>							
<b> Bremsattel</b>							
3.0 D 4x4	130	03/02→08/12	←	☐; 6A000001→; nicht für gepanzerte Fahrzeuge		24.3481-1787.5 240621	TRW - Halter
4.4 4x4	210	03/02→08/05					
4.4 4x4	220	08/04→08/12	←	☐; 6A000001→; nicht für gepanzerte Fahrzeuge		24.3481-1788.5 240622	TRW - Halter
4.4 4x4	225	05/05→08/12	→	☐; → 5A999999; nicht für gepanzerte Fahrzeuge		24.3421-9933.5 241109	ATE - Halter
			→	☐; → 5A999999; nicht für gepanzerte Fahrzeuge		24.3421-9934.5 241110	ATE - Halter
			→	☐; 6A000001→; nicht für gepanzerte Fahrzeuge		24.3451-1727.5 240902	TRW - Halter
			→	☐; 6A000001→; nicht für gepanzerte Fahrzeuge		24.3451-1728.5 240903	TRW - Halter
3.6 D 4x4	200	04/06→08/12	→	☐; → 5A999999; nicht für gepanzerte Fahrzeuge		24.3421-9933.5 241109	ATE - Halter
			→	☐; → 5A999999; nicht für gepanzerte Fahrzeuge		24.3421-9934.5 241110	ATE - Halter
4.2 4x4	291	05/05→08/12	→	☐; → 5A999999; nicht für gepanzerte Fahrzeuge		24.3421-9933.5 241109	ATE - Halter
			→	☐; → 5A999999; nicht für gepanzerte Fahrzeuge		24.3421-9934.5 241110	ATE - Halter
			→	☐; 6A000001→; nicht für gepanzerte Fahrzeuge		24.3451-1727.5 240902	TRW - Halter
			→	☐; 6A000001→; nicht für gepanzerte Fahrzeuge		24.3451-1728.5 240903	TRW - Halter
<b>Feder, Bremsattel</b>							
3.0 D 4x4	130	03/02→08/12		→ 5A999999; nicht für gepanzerte Fahrzeuge	2	11.8116-0283.2 390609	ATE
3.6 D 4x4	200	04/06→08/12					
4.2 4x4	291	05/05→08/12	→	→ 5A999999; nicht für gepanzerte Fahrzeuge	2	11.8116-0296.1 390445	ATE
4.4 4x4	210	03/02→08/05					
4.4 4x4	220	08/04→08/12					
4.4 4x4	225	05/05→08/12					
<b> Bremschlauch</b>							
3.0 D 4x4	130	03/02→08/12	→	→ 5A999999	2	83.1094-0070.3 331228	L= 765 mit Rohrleitung
3.6 D 4x4	200	04/06→08/12					
4.2 4x4	291	05/05→08/12					
4.4 4x4	220	08/04→08/12					
4.4 4x4	225	05/05→08/12					
4.4 4x4	210	03/02→08/05	←		2	83.7750-0482.3 331270	L= 480
			→		2	83.1094-0070.3 331228	L= 765 mit Rohrleitung
<b>LAND ROVER - RANGE ROVER EVOQUE (L538) 06/11→12/19</b>							
<b> Bremsattel</b>							
2.0 4x4	177	06/11→12/19	←	☐		24.3601-9711.5 241048	ATE - Halter
			←	☐		24.3601-9712.5 241049	ATE - Halter
2.0 4x4	177	08/17→12/19	←	☐; für Bremsscheibendurchmesser [mm]: 300		24.3601-9711.5 241048	ATE - Halter
2.0 4x4	213	08/17→12/19					
2.0 D	110	06/15→12/19					
2.0 D 4x4	110	06/15→12/19					
↓							











	kw					! #			
<b>LAND ROVER - RANGE ROVER EVOQUE (L538) 06/11→12/19</b>									
<b>Bremssattel</b>									
2.0 D 4x4	132	05/15→12/19	←	☐;			24.3601-9712.5	241049	ATE - Halter
2.0 D 4x4	177	08/17→12/19		für Bremsscheibendurchmesser [mm]:					
2.2 D	110	06/11→12/19		300					
2.2 D 4x4	110	06/11→12/19							
2.2 D 4x4	140	06/11→12/19							
<b>Feder, Bremssattel</b>									
2.0 4x4	177	06/11→12/19	→			2	11.8116-0206.1	390593	ATE
2.0 D	110	06/15→12/19							
2.0 D 4x4	110	06/15→12/19							
2.0 D 4x4	132	05/15→12/19							
2.2 D	110	06/11→12/19							
2.2 D 4x4	110	06/11→12/19							
2.2 D 4x4	140	06/11→12/19							
<b>Führungsbolzen, Bremssattel</b>									
2.0 D	110	06/15→12/19	←	für Bremsscheibendurchmesser [mm]:			11.8171-0096.1	250155	ATE
2.0 D 4x4	110	06/15→12/19		325					
2.0 D 4x4	132	05/15→12/19							
<b>Dichtungssatz, Bremssattel</b>									
2.0 4x4	177	06/11→12/19	←				11.0441-6008.2	250038	ATE für Kolben-Ø [mm]: 60
2.0 D	110	06/15→12/19	←	für Bremsscheibendurchmesser [mm]:			11.0441-6008.2	250038	ATE für Kolben-Ø [mm]: 60
2.0 D 4x4	110	06/15→12/19		300					
2.0 D 4x4	132	05/15→12/19							
2.2 D	110	06/11→12/19							
2.2 D 4x4	110	06/11→12/19							
2.2 D 4x4	140	06/11→12/19							
<b>LAND ROVER - RANGE ROVER EVOQUE (L551) 12/18→</b>									
<b>Führungshülzensatz, Bremssattel</b>									
1.5 P160 MHEV	118	09/20→	→				11.0101-5407.2	260011	ATE
1.5 P300e Hybrid 4x4	147	02/20→							
1.5 P300e Hybrid 4x4	227	02/20→							
2.0 D150	110	12/18→							
2.0 D150 4x4	110	12/18→							
2.0 D150 MHEV 4x4	110	12/18→							
2.0 D165	120	07/20→							
2.0 D165 4x4	120	07/20→							
2.0 D165 MHEV 4x4	120	07/20→							
2.0 D180 4x4	132	12/18→							
2.0 D180 MHEV 4x4	132	12/18→							
2.0 D200 4x4	150	07/20→							
2.0 D200 MHEV 4x4	150	07/20→							
2.0 D240 MHEV 4x4	177	12/18→							
2.0 P200 4x4	147	12/18→							
2.0 P200 FLEX MHEV 4x4	147	09/20→							
2.0 P200 MHEV 4x4	147	12/18→							
2.0 P250 4x4	184	12/18→							
2.0 P250 MHEV 4x4	183	12/18→							
2.0 P300 4x4	221	07/20→							
2.0 P300 MHEV 4x4	221	12/18→							
<b>Führungsbolzen, Bremssattel</b>									
1.5 P160 MHEV	118	09/20→	←	für Bremsscheibendurchmesser [mm]:			11.8171-0096.1	250155	ATE
1.5 P300e Hybrid 4x4	147	02/20→		325; 17"					
1.5 P300e Hybrid 4x4	227	02/20→	→				11.8171-0008.1	990049	ATE
2.0 D150	110	12/18→							
2.0 D150 4x4	110	12/18→							
2.0 D150 MHEV 4x4	110	12/18→							
2.0 D165	120	07/20→							
2.0 D165 4x4	120	07/20→							
2.0 D165 MHEV 4x4	120	07/20→							
2.0 D180 4x4	132	12/18→							
2.0 D180 MHEV 4x4	132	12/18→							
2.0 D200 4x4	150	07/20→							
2.0 D200 MHEV 4x4	150	07/20→							
2.0 D240 MHEV 4x4	177	12/18→							
2.0 P200 4x4	147	12/18→							
2.0 P200 FLEX MHEV 4x4	147	09/20→							
2.0 P200 MHEV 4x4	147	12/18→							
2.0 P250 4x4	184	12/18→							
2.0 P250 MHEV 4x4	183	12/18→							
2.0 P300 4x4	221	07/20→							
2.0 P300 MHEV 4x4	221	12/18→							












	kW					! #		
<b>LAND ROVER - RANGE ROVER EVOQUE Cabriolet (L538) 11/15→12/19</b>								
 <b>Bremssattel</b>								
2.0 4x4 2.0 4x4 2.0 D 4x4 2.0 D 4x4 2.0 D 4x4	177 177 110 132 177	11/15→12/19 08/17→12/19 11/15→12/19 11/15→12/19 08/17→12/19	← ←	 	für Bremsscheibendurchmesser [mm]: 300 für Bremsscheibendurchmesser [mm]: 300	24.3601-9711.5 24.3601-9712.5	241048 241049	ATE - Halter ATE - Halter
<b>LAND ROVER - RANGE ROVER SPORT (L320) 02/05→03/13</b>								
 <b>Bremssattel</b>								
2.7 D 4x4 4.2 4x4 4.2 4x4 4.4 4x4 3.0 D 4x4 3.0 D 4x4 3.0 D 4x4 3.0 D 4x4 3.6 D 4x4 5.0 4x4	140 287 291 220 155 180 183 188 200 276	02/05→03/13 02/05→03/13 01/06→02/10 02/05→03/13 05/10→03/13 09/09→03/13 08/12→03/13 06/11→03/13 04/06→03/13 07/09→03/13	→ → → → → → → → → →	         	→ 10/09 → 10/09	24.3451-1727.5 24.3451-1728.5 24.3451-1727.5 24.3451-1728.5	240902 240903 240902 240903	TRW - Halter TRW - Halter TRW - Halter TRW - Halter
<b>MAZDA - 2 (DE_, DH_) 07/07→06/15</b>								
 <b>Bremssattel</b>								
1.3 1.3 1.3 BiFuel 1.3 BiFuel 1.3 MZR 1.4 MZR-CD 1.5 1.5 MZR 1.6 MZ-CD 1.6 MZ-CD	55 63 55 62 62 50 76 75 70 66	10/07→06/15 10/07→06/15 05/11→11/14 05/11→11/14 01/10→06/15 01/08→06/15 07/07→06/15 06/11→06/15 06/11→06/15 10/08→06/15	← ← ← ← ← ← ← ← ← ←	                                	→ 12/14 → 12/14	24.3541-1865.5 24.3541-1866.5 24.3541-1865.5 24.3541-1866.5	241263 241264 241263 241264	- Halter GG - Halter GG - Halter GG - Halter GG
 <b>Bremsschlauch</b>								
1.3 1.3 1.3 BiFuel 1.3 BiFuel 1.3 MZR 1.4 MZR-CD 1.5 1.5 MZR 1.6 MZ-CD 1.6 MZ-CD	55 63 55 62 62 50 76 75 70 66	10/07→06/15 10/07→06/15 05/11→11/14 05/11→11/14 01/10→06/15 01/08→06/15 07/07→06/15 06/11→06/15 06/11→06/15 10/08→06/15	← ← ← ← ← ← ← ← ← ←	                         	→ 12/14 → 12/14 → 12/14	24.5265-0365.3 24.5265-0366.3 24.5285-0265.3 24.5265-0365.3 24.5265-0366.3 24.5285-0265.3	331159 331160 331184 331159 331160 331184	L= 365 L= 365 L= 265 L= 365 L= 365 L= 265
<b>MAZDA - 2 (DY) 02/03→06/07</b>								
 <b>Bremssattel</b>								
1.25 1.4 1.4 CD 1.6	55 59 50 74	04/03→06/07 04/03→06/07 04/03→06/07 04/03→06/07	← ←	 		24.3541-8531.5 24.3541-8532.5	240679 240680	ATE - Halter ATE - Halter
<b>Feder, Bremssattel</b>								
1.25 1.4 1.4 CD 1.6	55 59 50 74	04/03→06/07 04/03→06/07 04/03→06/07 04/03→06/07	←			11.8116-0356.1	390586	ATE
<b>Führungshülzensatz, Bremssattel</b>								
1.25 1.4 1.4 CD 1.6	55 59 50 74	04/03→06/07 04/03→06/07 04/03→06/07 04/03→06/07	←			11.0101-5407.2	260011	ATE
<b>Führungsbolzen, Bremssattel</b>								
1.25 1.4 1.4 CD 1.6 ↓	55 59 50 74	04/03→06/07 04/03→06/07 04/03→06/07 04/03→06/07				11.8171-0008.1	990049	ATE




























	kw					! #			
<b>MAZDA - 2 (DY) 02/03→06/07</b>									
 <b>Bremsschlauch</b>									
1.25	55	04/03→06/07	←			2	24.5141-0473.3	331303	L= 473
1.4	59	04/03→06/07							
1.4 CD	50	04/03→06/07	→			2	83.7827-0300.3	330902	L= 300
1.6	74	04/03→06/07							
<b>MAZDA - 3 (BK) 10/03→12/09</b>									
 <b>Bremssattel</b>									
1.3 (BK14)	62	10/03→06/09	←	☐; → 03/06			24.9571-9785.5	241068	ATE - Halter
			←	☐; → 03/06			24.9571-9786.5	241069	ATE - Halter
			→	☐; → 03/06			24.3387-7015.5	241007	ATE - Halter
			→	☐; → 03/06			24.3387-7016.5	241008	ATE - Halter
1.6 (BK14)	77	10/03→06/09	←	☐; → 05/09			24.9571-9785.5	241068	ATE - Halter
1.6 DI Turbo	80	06/04→06/09							
1.6 MZ-CD	66	06/06→12/09	←	☐; → 05/09			24.9571-9786.5	241069	ATE - Halter
2.0	110	10/03→12/09	→	☐; → 05/09			24.3387-7015.5	241007	ATE - Halter
2.0 MZR-CD (BK14)	105	07/06→06/09							
2.3 MPS Turbo (BK14)	191	12/06→06/09	→	☐; → 05/09			24.3387-7016.5	241008	ATE - Halter
<b>Halter, Bremssattel</b>									
2.0	110	10/03→12/09	→	→ 05/09		2	11.0230-0698.2	260091	ATE
2.0 MZR-CD (BK14)	105	07/06→06/09							
2.3 MPS Turbo (BK14)	191	12/06→06/09							
<b>Feder, Bremssattel</b>									
1.3 (BK14)	62	10/03→06/09	←	→ 03/06		2	11.8116-0356.1	390586	ATE
			→	→ 03/06		2	11.8116-0340.1	390595	ATE
1.6 (BK14)	77	10/03→06/09	←	→ 05/09		2	11.8116-0356.1	390586	ATE
1.6 DI Turbo	80	06/04→06/09							
1.6 MZ-CD	66	06/06→12/09	→	→ 05/09		2	11.8116-0340.1	390595	ATE
2.0	110	10/03→12/09							
2.0 MZR-CD (BK14)	105	07/06→06/09							
2.3 MPS Turbo (BK14)	191	12/06→06/09							
<b>Führungshülzensatz, Bremssattel</b>									
1.3 (BK14)	62	10/03→06/09	←	→ 03/06			11.0101-5407.2	260011	ATE
			→	→ 03/06			11.0101-5407.2	260011	ATE
1.6 (BK14)	77	10/03→06/09	←	→ 05/09			11.0101-5407.2	260011	ATE
1.6 DI Turbo	80	06/04→06/09							
1.6 MZ-CD	66	06/06→12/09	→	→ 05/09			11.0101-5407.2	260011	ATE
2.0	110	10/03→12/09							
2.0 MZR-CD (BK14)	105	07/06→06/09							
2.3 MPS Turbo (BK14)	191	12/06→06/09							
<b>Führungsbolzen, Bremssattel</b>									
1.3 (BK14)	62	10/03→06/09		→ 03/06		2	11.8171-0008.1	990049	ATE
1.6 (BK14)	77	10/03→06/09		→ 05/09		2	11.8171-0008.1	990049	ATE
1.6 DI Turbo	80	06/04→06/09							
1.6 MZ-CD	66	06/06→12/09							
2.0	110	10/03→12/09							
2.0 MZR-CD (BK14)	105	07/06→06/09							
2.3 MPS Turbo (BK14)	191	12/06→06/09							
 <b>Bremsschlauch</b>									
1.3 (BK14)	62	10/03→06/09	→	→ 03/06		2	83.7788-0383.3	330972	L= 382
1.6 (BK14)	77	10/03→06/09	→	→ 05/09		2	83.7788-0383.3	330972	L= 382
1.6 DI Turbo	80	06/04→06/09							
1.6 MZ-CD	66	06/06→12/09							
2.0	110	10/03→12/09							
2.0 MZR-CD (BK14)	105	07/06→06/09							
2.3 MPS Turbo (BK14)	191	12/06→06/09							
<b>MAZDA - 3 (BL) 12/08→09/14</b>									
 <b>Bremssattel</b>									
1.6 MZ-CD	80	12/08→05/13	←	☐; 06/09→			24.9571-9785.5	241068	ATE - Halter
2.0 MZR DISI	111	12/08→05/13	←	☐; 06/09→			24.9571-9786.5	241069	ATE - Halter
2.2 MZR CD	110	01/09→10/13							
2.2 MZR CD	136	01/09→05/13	→	☐; 06/09→			24.3387-7099.5	241017	ATE - Halter
			→	☐; 06/09→			24.3387-7100.5	241018	ATE - Halter
1.6 MZR (BL14)	77	12/08→09/14	←	☐; 06/09→ 11/13			24.9571-9785.5	241068	ATE - Halter
2.0 MZR	110	01/09→09/14	←	☐; 06/09→ 11/13			24.9571-9786.5	241069	ATE - Halter
↓									

	kw			 	! #		
<b>MAZDA - 3 (BL) 12/08→09/14</b>							
 <b>Bremssattel</b>							
1.6 MZR (BL14) 2.0 MZR	77 110	12/08→09/14 01/09→09/14	➡	☐; 06/09→ 11/13		24.3387-7099.5 241017	ATE - Halter
			➡	☐; 06/09→ 11/13		24.3387-7100.5 241018	ATE - Halter
1.6 MZR CD	85	09/10→05/13	⬅	☐; 11/10→		24.9571-9785.5 241068	ATE - Halter
			⬅	☐; 11/10→		24.9571-9786.5 241069	ATE - Halter
			➡	☐; 11/10→		24.3387-7099.5 241017	ATE - Halter
			➡	☐; 11/10→		24.3387-7100.5 241018	ATE - Halter
2.3 MPS Turbo (BL14)	191	12/08→09/14	⬅	☐; → 11/13		24.3576-9975.5 241042	ATE - Halter
			⬅	☐; → 11/13		24.3576-9976.5 241043	ATE - Halter
			➡	☐; → 11/13		24.3387-7099.5 241017	ATE - Halter
			➡	☐; → 11/13		24.3387-7100.5 241018	ATE - Halter
<b>Feder, Bremssattel</b>							
1.6 MZ-CD 2.0 MZR DISI 2.2 MZR CD 2.2 MZR CD	80 111 110 136	12/08→05/13 12/08→05/13 01/09→10/13 01/09→05/13	➡	06/09→	2	11.8116-0340.1 390595 11.8116-0356.1 390586	ATE ATE
1.6 MZR (BL14) 2.0 MZR	77 110	12/08→09/14 01/09→09/14	➡	06/09→ 11/13	2	11.8116-0340.1 390595 11.8116-0356.1 390586	ATE ATE
1.6 MZR CD	85	09/10→05/13	➡	11/10→	2	11.8116-0340.1 390595 11.8116-0356.1 390586	ATE ATE
2.3 MPS Turbo (BL14)	191	12/08→09/14	➡	→ 11/13	2	11.8116-0340.1 390595	ATE
 <b>Bremsschlauch</b>							
1.6 MZ-CD 2.0 MZR DISI 2.2 MZR CD 2.2 MZR CD	80 111 110 136	12/08→05/13 12/08→05/13 01/09→10/13 01/09→05/13	➡	06/09→	2	83.7788-0383.3 330972	L= 382
1.6 MZR (BL14) 2.0 MZR	77 110	12/08→09/14 01/09→09/14	➡	06/09→ 11/13	2	83.7788-0383.3 330972	L= 382
1.6 MZR CD	85	09/10→05/13	➡	11/10→	2	83.7788-0383.3 330972	L= 382
2.3 MPS Turbo (BL14)	191	12/08→09/14	➡	→ 11/13	2	83.7788-0383.3 330972	L= 382
<b>MAZDA - 3 Stufenheck (BK) 09/99→12/09</b>							
 <b>Bremssattel</b>							
1.6 1.6 DI Turbo (BK12Y) 2.0 2.0 MZR-CD (BK12)	77 80 110 105	02/04→06/09 06/04→06/09 10/03→12/09 12/06→06/09	⬅	☐; → 05/09		24.9571-9785.5 241068 24.9571-9786.5 241069 24.3387-7015.5 241007 24.3387-7016.5 241008	ATE - Halter ATE - Halter ATE - Halter ATE - Halter
			⬅	☐; → 05/09			
			➡	☐; → 05/09			
			➡	☐; → 05/09			
<b>Halter, Bremssattel</b>							
2.0 2.0 MZR-CD (BK12)	110 105	10/03→12/09 12/06→06/09	➡	→ 05/09	2	11.0230-0698.2 260091	ATE
<b>Feder, Bremssattel</b>							
1.6 1.6 DI Turbo (BK12Y) 2.0 2.0 MZR-CD (BK12)	77 80 110 105	02/04→06/09 06/04→06/09 10/03→12/09 12/06→06/09	⬅	→ 05/09	2	11.8116-0356.1 390586 11.8116-0340.1 390595	ATE ATE
			➡	→ 05/09	2		
<b>Führungshülzensatz, Bremssattel</b>							
1.6 1.6 DI Turbo (BK12Y) 2.0 2.0 MZR-CD (BK12)	77 80 110 105	02/04→06/09 06/04→06/09 10/03→12/09 12/06→06/09	⬅	→ 05/09		11.0101-5407.2 260011 11.0101-5407.2 260011	ATE ATE
			➡	→ 05/09			
<b>Führungsbolzen, Bremssattel</b>							
1.6 1.6 DI Turbo (BK12Y) 2.0 2.0 MZR-CD (BK12)	77 80 110 105	02/04→06/09 06/04→06/09 10/03→12/09 12/06→06/09		→ 05/09	2	11.8171-0008.1 990049	ATE
 <b>Bremsschlauch</b>							
1.6 1.6 DI Turbo (BK12Y) 2.0 2.0 MZR-CD (BK12)	77 80 110 105	02/04→06/09 06/04→06/09 10/03→12/09 12/06→06/09	➡	→ 05/09	2	83.7788-0383.3 330972	L= 382








	kw			 	! #			
<b>MAZDA - 3 Stufenheck (BL) 12/08→12/14</b>								
 <b>Bremssattel</b>								
1.6 MZR (BL12)	77	12/08→09/14	←	☐; 06/09→ 11/13		24.9571-9785.5	241068	ATE - Halter
2.0 MZR (BL12)	110	03/09→09/14	←	☐; 06/09→ 11/13		24.9571-9786.5	241069	ATE - Halter
2.2 MZR CD	110	01/09→09/14	→	☐; 06/09→ 11/13		24.3387-7099.5	241017	ATE - Halter
			→	☐; 06/09→ 11/13		24.3387-7100.5	241018	ATE - Halter
1.6 MZR CD	85	09/10→05/13	←	☐; 11/10→		24.9571-9785.5	241068	ATE - Halter
			←	☐; 11/10→		24.9571-9786.5	241069	ATE - Halter
			→	☐; 11/10→		24.3387-7099.5	241017	ATE - Halter
			→	☐; 11/10→		24.3387-7100.5	241018	ATE - Halter
1.6 MZR CD (BL12)	80	12/08→05/13	←	☐; 06/09→		24.9571-9785.5	241068	ATE - Halter
2.0 MZR DISI (BL12)	111	02/09→05/13	←	☐; 06/09→		24.9571-9786.5	241069	ATE - Halter
			→	☐; 06/09→		24.3387-7099.5	241017	ATE - Halter
			→	☐; 06/09→		24.3387-7100.5	241018	ATE - Halter
2.0	113	09/11→09/14	←	☐		24.9571-9785.5	241068	ATE - Halter
2.2 MZR CD	136	06/09→05/13	←	☐		24.9571-9786.5	241069	ATE - Halter
			→	☐		24.3387-7099.5	241017	ATE - Halter
			→	☐		24.3387-7100.5	241018	ATE - Halter
<b>Feder, Bremssattel</b>								
1.6 MZR (BL12)	77	12/08→09/14	→	06/09→ 11/13	2	11.8116-0340.1	390595	ATE
2.0 MZR (BL12)	110	03/09→09/14				11.8116-0356.1	390586	ATE
2.2 MZR CD	110	01/09→09/14						
1.6 MZR CD	85	09/10→05/13	→	11/10→	2	11.8116-0340.1	390595	ATE
						11.8116-0356.1	390586	ATE
1.6 MZR CD (BL12)	80	12/08→05/13	→	06/09→	2	11.8116-0340.1	390595	ATE
2.0 MZR DISI (BL12)	111	02/09→05/13				11.8116-0356.1	390586	ATE
2.0	113	09/11→09/14	→		2	11.8116-0340.1	390595	ATE
2.2 MZR CD	136	06/09→05/13				11.8116-0356.1	390586	ATE
 <b>Bremsschlauch</b>								
1.6 MZR (BL12)	77	12/08→09/14	→	06/09→ 11/13	2	83.7788-0383.3	330972	L= 382
2.0 MZR (BL12)	110	03/09→09/14						
2.2 MZR CD	110	01/09→09/14						
1.6 MZR CD	85	09/10→05/13	→	11/10→	2	83.7788-0383.3	330972	L= 382
1.6 MZR CD (BL12)	80	12/08→05/13	→	06/09→	2	83.7788-0383.3	330972	L= 382
2.0 MZR DISI (BL12)	111	02/09→05/13						
2.0	113	09/11→09/14	→		2	83.7788-0383.3	330972	L= 382
2.2 MZR CD	136	06/09→05/13						
<b>MAZDA - 5 (CR19) 02/05→12/10</b>								
 <b>Bremssattel</b>								
1.8	85	02/05→05/10	←	☐; 03/05→ 11/06		24.9571-9785.5	241068	ATE - Halter
2.0	107	02/05→05/10	←	☐; 12/06→		24.9571-9785.5	241068	ATE - Halter
2.0 CD	81	02/05→05/10	←	☐; 12/06→		24.9571-9786.5	241069	ATE - Halter
			←	☐; 03/05→ 11/06		24.9571-9786.5	241069	ATE - Halter
2.0 CD	105	02/05→05/10	←	☐; 12/06→		24.9571-9785.5	241068	ATE - Halter
			←	☐; 06/05→ 11/06		24.9571-9785.5	241068	ATE - Halter
			←	☐; 12/06→		24.9571-9786.5	241069	ATE - Halter
			←	☐; 06/05→ 11/06		24.9571-9786.5	241069	ATE - Halter
<b>Halter, Bremssattel</b>								
1.8	85	02/05→05/10	→	03/05→; 15"	2	11.0230-0698.2	260091	ATE
2.0	107	02/05→05/10						
2.0 CD	81	02/05→05/10						
2.0 CD	105	02/05→05/10	→	06/05→; 15"	2	11.0230-0698.2	260091	ATE
<b>Feder, Bremssattel</b>								
1.8	85	02/05→05/10	←	03/05→ 11/06	2	11.8116-0356.1	390586	ATE
2.0	107	02/05→05/10	←	12/06→	2	11.8116-0356.1	390586	ATE
2.0 CD	81	02/05→05/10	→	03/05→	2	11.8116-0340.1	390595	ATE
2.0 CD	105	02/05→05/10	←	12/06→	2	11.8116-0356.1	390586	ATE
↓								

	kw					! #		
<b>MAZDA - 5 (CR19) 02/05→12/10</b>								
<b>Feder, Bremssattel</b>								
2.0 CD	105	02/05→05/10	←	06/05→ 11/06	2	11.8116-0356.1	390586	ATE
			→	06/05→	2	11.8116-0340.1	390595	ATE
<b>Führungshülsensatz, Bremssattel</b>								
1.8	85	02/05→05/10	←	03/05→ 11/06		11.0101-5407.2	260011	ATE
2.0	107	02/05→05/10						
2.0 CD	81	02/05→05/10	←	12/06→		11.0101-5407.2	260011	ATE
			→	03/05→		11.0101-5407.2	260011	ATE
2.0 CD	105	02/05→05/10	←	12/06→		11.0101-5407.2	260011	ATE
			←	06/05→ 11/06		11.0101-5407.2	260011	ATE
			→	06/05→		11.0101-5407.2	260011	ATE
<b>Führungsbolzen, Bremssattel</b>								
1.8	85	02/05→05/10		03/05→ 11/06	2	11.8171-0008.1	990049	ATE
2.0	107	02/05→05/10		03/05→	2	11.8171-0008.1	990049	ATE
2.0 CD	81	02/05→05/10		12/06→	2	11.8171-0008.1	990049	ATE
2.0 CD	105	02/05→05/10		06/05→ 11/06	2	11.8171-0008.1	990049	ATE
				06/05→	2	11.8171-0008.1	990049	ATE
				12/06→	2	11.8171-0008.1	990049	ATE
<b> Bremsschlauch</b>								
1.8	85	02/05→05/10	←	03/05→	2	83.7788-0383.3	330972	L= 382
2.0	107	02/05→05/10						
2.0 CD	81	02/05→05/10	→	03/05→	2	83.7788-0383.3	330972	L= 382
2.0 CD	105	02/05→05/10	←	06/05→	2	83.7788-0383.3	330972	L= 382
			→	06/05→	2	83.7788-0383.3	330972	L= 382
<b>MAZDA - 5 (CW) 06/10→</b>								
<b> Bremssattel</b>								
1.6 CD	85	07/10→	←	<input type="checkbox"/>		24.9571-9785.5	241068	ATE - Halter
1.8 MZR	85	09/10→	←	<input type="checkbox"/>		24.9571-9786.5	241069	ATE - Halter
2.0	106	06/10→						
2.0	110	09/10→						
<b>Feder, Bremssattel</b>								
1.6 CD	85	07/10→			2	11.8116-0356.1	390586	ATE
1.8 MZR	85	09/10→	→		2	11.8116-0340.1	390595	ATE
2.0	106	06/10→						
2.0	110	09/10→						
<b>Führungshülsensatz, Bremssattel</b>								
1.6 CD	85	07/10→	←			11.0101-5407.2	260011	ATE
1.8 MZR	85	09/10→						
2.0	106	06/10→						
2.0	110	09/10→						
<b>Führungsbolzen, Bremssattel</b>								
1.6 CD	85	07/10→			2	11.8171-0008.1	990049	ATE
1.8 MZR	85	09/10→						
2.0	106	06/10→						
2.0	110	09/10→						
<b> Bremsschlauch</b>								
1.6 CD	85	07/10→	→		2	83.7788-0383.3	330972	L= 382
1.8 MZR	85	09/10→						
2.0	106	06/10→						
2.0	110	09/10→						
<b>MAZDA - 6 Hatchback (GG) 08/02→12/08</b>								
<b> Bremssattel</b>								
1.8	88	08/02→08/07	→	<input type="checkbox"/> ; → 07/07		24.3354-1703.5	240603	AKE - Halter
			→	<input type="checkbox"/> ; → 07/07		24.3354-1704.5	240604	AKE - Halter
2.0	104	08/02→08/07	←	<input type="checkbox"/> ; → 07/07		24.3571-1741.5	241265	- Halter
2.0	108	03/05→08/07						
2.0 DI	89	08/02→08/07	←	<input type="checkbox"/> ; → 07/07		24.3571-1742.5	241266	- Halter
2.0 DI	100	08/02→08/07	→	<input type="checkbox"/> ; → 07/07		24.3354-1703.5	240603	AKE - Halter
2.0 DI	105	06/05→08/07	→	<input type="checkbox"/> ; → 07/07		24.3354-1704.5	240604	AKE - Halter
2.3	122	08/02→08/07	→	<input type="checkbox"/> ; → 07/07				
↓								












	kw			 	! #		
<b>MAZDA - 6 Hatchback (GG) 08/02→12/08</b>							
 <b>Bremsschlauch</b>							
1.8	88	08/02→08/07	➔	→ 07/07	2	24.5288-0270.3 331227	L= 270
2.0	104	08/02→08/07					
2.0	108	03/05→08/07					
2.0 DI	89	08/02→08/07					
2.0 DI	100	08/02→08/07					
2.0 DI	105	06/05→08/07					
2.3	122	08/02→08/07					
<b>MAZDA - 6 Sport (GH) 08/07→07/13</b>							
 <b>Bremssattel</b>							
1.8 MZR	88	08/07→07/13	➔	☐; → 12/12		24.3354-1703.5 240603	AKE - Halter
2.0 MZR	108	08/07→07/13					
2.5 MZR	125	08/07→03/13	➔	☐; → 12/12		24.3354-1704.5 240604	AKE - Halter
2.0 MZR	114	01/10→12/12	➔	☐		24.3354-1703.5 240603	AKE - Halter
2.0 MZR-CD	103	08/07→10/09					
2.2 D	95	01/10→12/12	➔	☐		24.3354-1704.5 240604	AKE - Halter
2.2 MZR-CD	92	01/09→12/12					
2.2 MZR-CD	120	01/09→12/12					
2.2 MZR-CD	132	01/10→12/12					
2.2 MZR-CD	136	01/09→12/12					
<b>Bremsschlauch</b>							
1.8 MZR	88	08/07→07/13	➔	→ 12/12	2	24.5288-0295.3 331185	L= 295
2.0 MZR	108	08/07→07/13					
2.5 MZR	125	08/07→03/13					
2.0 MZR	114	01/10→12/12	➔		2	24.5288-0295.3 331185	L= 295
2.0 MZR-CD	103	08/07→10/09					
2.2 D	95	01/10→12/12					
2.2 MZR-CD	92	01/09→12/12					
2.2 MZR-CD	120	01/09→12/12					
2.2 MZR-CD	132	01/10→12/12					
2.2 MZR-CD	136	01/09→12/12					
<b>MAZDA - 6 Sport Kombi (GH) 12/07→07/13</b>							
 <b>Bremssattel</b>							
1.8 MZR	88	02/08→07/13	➔	☐; → 12/12		24.3354-1703.5 240603	AKE - Halter
2.0 MZR	108	12/07→07/13					
2.0 MZR	114	01/10→07/13	➔	☐; → 12/12		24.3354-1704.5 240604	AKE - Halter
2.2 D	95	01/10→07/13					
2.2 MZR-CD	132	01/10→07/13					
2.5 MZR	125	02/08→07/13					
2.0 MZR-CD	103	12/07→12/10	➔	☐		24.3354-1703.5 240603	AKE - Halter
2.2 MZR-CD	92	01/09→12/10	➔	☐		24.3354-1704.5 240604	AKE - Halter
2.2 MZR-CD	120	08/08→07/13	➔	☐; 01/09→ 12/12		24.3354-1703.5 240603	AKE - Halter
			➔	☐; 01/09→ 12/12		24.3354-1704.5 240604	AKE - Halter
2.2 MZR-CD	136	08/08→12/11	➔	☐; 01/09→		24.3354-1703.5 240603	AKE - Halter
			➔	☐; 01/09→		24.3354-1704.5 240604	AKE - Halter
<b>Bremsschlauch</b>							
1.8 MZR	88	02/08→07/13	➔	→ 12/12	2	24.5288-0295.3 331185	L= 295
2.0 MZR	108	12/07→07/13					
2.0 MZR	114	01/10→07/13					
2.2 D	95	01/10→07/13					
2.2 MZR-CD	132	01/10→07/13					
2.5 MZR	125	02/08→07/13					
2.0 MZR-CD	103	12/07→12/10	➔		2	24.5288-0295.3 331185	L= 295
2.2 MZR-CD	92	01/09→12/10					
2.2 MZR-CD	120	08/08→07/13	➔	01/09→ 12/12	2	24.5288-0295.3 331185	L= 295
2.2 MZR-CD	136	08/08→12/11	➔	01/09→	2	24.5288-0295.3 331185	L= 295
<b>MAZDA - 6 Station Wagon (GY) 01/02→02/08</b>							
 <b>Bremssattel</b>							
1.8	88	08/02→08/07	←	☐; → 07/07		24.3571-1741.5 241265	- Halter
2.0	104	08/02→08/07					
2.0	108	03/05→08/07	←	☐; → 07/07		24.3571-1742.5 241266	- Halter
2.0 DI	89	08/02→08/07	➔	☐; → 07/07		24.3354-1703.5 240603	AKE - Halter
2.0 DI	105	06/05→08/07					
2.3 AWD	119	11/02→08/07	➔	☐; → 07/07		24.3354-1704.5 240604	AKE - Halter
2.0 DI	100	08/02→02/05	←	☐		24.3571-1741.5 241265	- Halter
			←	☐		24.3571-1742.5 241266	- Halter
			➔	☐		24.3354-1703.5 240603	AKE - Halter
↓							














	kw					! #		
<b>MAZDA - 6 Station Wagon (GY) 01/02→02/08</b>								
 <b>Bremssattel</b>								
2.0 DI	100	08/02→02/05	➔	☐			24.3354-1704.5 240604	AKE - Halter
2.3	122	01/02→02/08	➔	☐; 08/02→ 07/07			24.3571-1741.5 241265	- Halter
			➔	☐; 08/02→ 07/07			24.3571-1742.5 241266	- Halter
			➔	☐; 08/02→ 07/07			24.3354-1703.5 240603	AKE - Halter
			➔	☐; 08/02→ 07/07			24.3354-1704.5 240604	AKE - Halter
 <b>Bremsschlauch</b>								
1.8	88	08/02→08/07	➔	→ 07/07	2		24.5288-0270.3 331227	L= 270
2.0	104	08/02→08/07						
2.0	108	03/05→08/07						
2.0 DI	89	08/02→08/07						
2.0 DI	105	06/05→08/07						
2.3	122	01/02→02/08						
2.3 AWD	119	11/02→08/07						
2.0 DI	100	08/02→02/05	➔		2		24.5288-0270.3 331227	L= 270
<b>MAZDA - 6 Stufenheck (GG) 06/02→12/08</b>								
 <b>Bremssattel</b>								
1.8	88	08/02→08/07	➔	☐; → 07/07			24.3354-1703.5 240603	AKE - Halter
			➔	☐; → 07/07			24.3354-1704.5 240604	AKE - Halter
2.0	104	06/02→08/07	➔	☐; → 07/07			24.3571-1741.5 241265	- Halter
			➔	☐; → 07/07			24.3571-1742.5 241266	- Halter
2.0 DI	89	08/02→08/07	➔	☐; → 07/07			24.3354-1703.5 240603	AKE - Halter
2.0 DI	100	06/02→08/07	➔	☐; → 07/07			24.3354-1704.5 240604	AKE - Halter
2.0 DI	105	06/05→08/07	➔	☐; → 07/07			24.3354-1703.5 240603	AKE - Halter
2.3	122	06/02→08/07	➔	☐; → 07/07			24.3354-1704.5 240604	AKE - Halter
2.3	120	03/05→07/07	➔	☐			24.3571-1741.5 241265	- Halter
			➔	☐			24.3571-1742.5 241266	- Halter
			➔	☐			24.3354-1703.5 240603	AKE - Halter
			➔	☐			24.3354-1704.5 240604	AKE - Halter
 <b>Bremsschlauch</b>								
1.8	88	08/02→08/07	➔	→ 07/07	2		24.5288-0270.3 331227	L= 270
2.0	104	06/02→08/07						
2.0	108	03/05→08/07						
2.0 DI	89	08/02→08/07						
2.0 DI	100	06/02→08/07						
2.0 DI	105	06/05→08/07						
2.3	122	06/02→08/07						
2.3	120	03/05→07/07	➔		2		24.5288-0270.3 331227	L= 270
<b>MAZDA - 6 Stufenheck (GH) 08/07→12/13</b>								
 <b>Bremssattel</b>								
1.8 MZR	88	08/07→07/13	➔	☐; → 12/12			24.3354-1703.5 240603	AKE - Halter
2.2 D	132	01/10→07/13						
2.5 MZR	125	08/07→07/13	➔	☐; → 12/12			24.3354-1704.5 240604	AKE - Halter
2.0 MZR	108	08/07→12/12	➔	☐			24.3354-1703.5 240603	AKE - Halter
2.0 MZR	114	01/10→12/12						
2.0 MZR-CD	103	08/07→10/10	➔	☐			24.3354-1704.5 240604	AKE - Halter
2.2 D	95	01/10→12/12						
2.2 MZR-CD	92	01/09→12/12						
2.2 MZR-CD	120	01/09→12/12						
2.2 MZR-CD	136	01/09→12/12						
 <b>Bremsschlauch</b>								
1.8 MZR	88	08/07→07/13	➔	→ 12/12	2		24.5288-0295.3 331185	L= 295
2.2 D	132	01/10→07/13						
2.5 MZR	125	08/07→07/13						
2.0 MZR	108	08/07→12/12	➔		2		24.5288-0295.3 331185	L= 295
2.0 MZR	114	01/10→12/12						
2.0 MZR-CD	103	08/07→10/10						
2.2 D	95	01/10→12/12						
2.2 MZR-CD	92	01/09→12/12						
2.2 MZR-CD	120	01/09→12/12						
2.2 MZR-CD	136	01/09→12/12						
<b>MAZDA - 121 III (JASM, JB5M) 03/96→04/03</b>								
 <b>Bremssattel</b>								
1.25	55	03/96→04/03	➔	☐; Schaltgetriebe; → 01/00			11.3481-8514.2 220336	ATE - Halter
↓								



























	kw					! #		
<b>MAZDA - 121 III (JASM, JBSM) 03/96→04/03</b>								
<b>Bremssattel</b>								
1.25	55	03/96→04/03	←	☐; Schaltgetriebe; → 01/00		24.3481-8513.5	241147	ATE - Halter
			←	☐; 02/00→ 03/03; - ABS		24.3481-8515.5	240477	ATE - Halter
			←	☐; 02/00→ 03/03; - ABS		24.3481-8516.5	240478	ATE - Halter
			←	☐; 02/00→ 03/03; + ABS		24.3541-8531.5	240679	ATE - Halter
			←	☐; 02/00→ 03/03; + ABS		24.3541-8532.5	240680	ATE - Halter
1.3	37	03/96→04/03	←	☐; → 01/00		11.3481-8514.2	220336	ATE - Halter
1.3	44	03/96→04/03	←	☐; → 01/00		24.3481-8513.5	241147	ATE - Halter
1.8 D	44	03/96→04/03	←	☐; 02/00→ 03/03; - ABS		24.3481-8515.5	240477	ATE - Halter
			←	☐; 02/00→ 03/03; - ABS		24.3481-8516.5	240478	ATE - Halter
			←	☐; 02/00→ 03/03; + ABS		24.3541-8531.5	240679	ATE - Halter
			←	☐; 02/00→ 03/03; + ABS		24.3541-8532.5	240680	ATE - Halter
<b>Halter, Bremssattel</b>								
1.25	55	03/96→04/03	←	Schaltgetriebe; → 01/00	2	11.0230-0687.1	260106	ATE
1.3	37	03/96→04/03	←	→ 01/00	2	11.0230-0687.1	260106	ATE
1.3	44	03/96→04/03						
1.8 D	44	03/96→04/03						
<b>Feder, Bremssattel</b>								
1.25	55	03/96→04/03	←	Schaltgetriebe; → 01/00	2	11.8116-0264.1	390594	ATE
			←	→ 01/00; Vollautomatik	2	11.8116-0264.1	390594	ATE
			←	02/00→ 03/03	2	11.8116-0264.1	390594	ATE
1.3	37	03/96→04/03	←	→ 01/00	2	11.8116-0264.1	390594	ATE
1.3	44	03/96→04/03						
1.8 D	44	03/96→04/03	←	02/00→ 03/03	2	11.8116-0264.1	390594	ATE
<b>Führungshülzensatz, Bremssattel</b>								
1.25	55	03/96→04/03	←	→ 01/00; Vollautomatik		11.0101-5407.2	260011	ATE
			←	Schaltgetriebe; → 01/00		11.0101-5407.2	260011	ATE
			←	02/00→ 03/03		11.0101-5407.2	260011	ATE
1.3	37	03/96→04/03	←	02/00→ 03/03		11.0101-5407.2	260011	ATE
1.3	44	03/96→04/03						
1.8 D	44	03/96→04/03	←	→ 01/00		11.0101-5407.2	260011	ATE
<b>Führungsbolzen, Bremssattel</b>								
1.25	55	03/96→04/03		→ 01/00; Vollautomatik	2	11.8171-0008.1	990049	ATE
			←	Schaltgetriebe; → 01/00	2	11.8171-0008.1	990049	ATE
			←	02/00→ 03/03	2	11.8171-0008.1	990049	ATE
1.3	37	03/96→04/03	←	→ 01/00	2	11.8171-0008.1	990049	ATE
1.3	44	03/96→04/03						
1.8 D	44	03/96→04/03	←	02/00→ 03/03	2	11.8171-0008.1	990049	ATE
<b>Dichtungssatz, Bremssattel</b>								
1.25	55	03/96→04/03	←	Schaltgetriebe; → 01/00		11.0441-4805.2	250020	ATE
			←	→ 01/00; Vollautomatik		11.0441-5402.2	250028	ATE
1.3	37	03/96→04/03	←	→ 01/00		11.0441-4805.2	250020	ATE
1.3	44	03/96→04/03						
1.8 D	44	03/96→04/03						
<b>Bremsschlauch</b>								
1.25	55	03/96→04/03	←	☐; → 09/99		24.5312-0360.3	331572	L= 360
1.3	37	03/96→04/03						
1.3	44	03/96→04/03	←	☐; → 09/99		24.5312-0361.3	331573	L= 360
1.8 D	44	03/96→04/03						
<b>MAZDA - 323 III Station Wagon (BW) 01/86→10/98</b>								
<b>Zubehörsatz, Bremssattel</b>								
1.6	63	09/86→10/95	←	→ 12/94		24.0101-5102.2	260056	SUM
<b>MAZDA - 323 C V (BA) 08/94→01/01</b>								
<b>Zubehörsatz, Bremssattel</b>								
1.3 16V	54	08/94→09/98	←	→ 08/98		24.0101-5102.2	260056	SUM






























	kw					! #			
<b>MAZDA - 323 F VI (BJ) 09/98→05/04</b>									
 <b>Bremssattel</b>									
1.4	53	01/01→05/04	→	☐			24.3354-1701.5	240347	AKE - Halter
1.4 16V	54	09/98→01/01	→	☐			24.3354-1702.5	240348	AKE - Halter
1.6	70	01/01→05/04	←	☐; → 10/03			24.3571-1703.5	240099	AKE - Halter
1.6	72	01/01→05/04	←	☐; → 10/03			24.3571-1704.5	240100	AKE - Halter
2.0	96	01/01→05/04	←	☐; → 10/03			24.3354-1701.5	240347	AKE - Halter
2.0 TD	74	01/01→05/04	→	☐; → 10/03			24.3354-1702.5	240348	AKE - Halter
1.9 16V (BJ14)	84	09/98→01/01	←	☐; → 12/00			24.3571-1703.5	240099	AKE - Halter
2.0 D	52	09/98→05/04	←	☐; → 12/00			24.3571-1704.5	240100	AKE - Halter
2.0 TD	66	09/98→12/01	→	☐; → 12/00			24.3354-1701.5	240347	AKE - Halter
			→	☐; → 12/00			24.3354-1702.5	240348	AKE - Halter
 <b>Bremsschlauch</b>									
1.4	53	01/01→05/04	←	→ 10/03	2		24.5288-0375.3	331012	L= 375,5
1.6	70	01/01→05/04							
1.6	72	01/01→05/04							
2.0	96	01/01→05/04							
2.0 TD	74	01/01→05/04							
1.4 16V	54	09/98→01/01	←	→ 12/00	2		24.5288-0375.3	331012	L= 375,5
1.5 16V	65	09/98→01/01							
1.9 16V (BJ14)	84	09/98→01/01							
2.0 D	52	09/98→05/04							
2.0 TD	66	09/98→12/01							
<b>MAZDA - 323 P V (BA) 10/96→09/98</b>									
<b>Zubehörsatz, Bremssattel</b>									
1.3 16V	54	10/96→09/98	←	→ 08/98			24.0101-5102.2	260056	SUM
<b>MAZDA - 323 S V (BA) 09/92→12/03</b>									
<b>Zubehörsatz, Bremssattel</b>									
1.3 16V	54	08/94→09/98	←	→ 08/98			24.0101-5102.2	260056	SUM
<b>MAZDA - 323 S VI (BJ) 05/98→05/04</b>									
 <b>Bremssattel</b>									
1.6	70	01/01→05/04	←	☐; → 10/03			24.3571-1703.5	240099	AKE - Halter
1.6	72	01/01→05/04	←	☐; → 10/03			24.3571-1704.5	240100	AKE - Halter
2.0	96	01/01→05/04	→	☐; → 10/03			24.3354-1701.5	240347	AKE - Halter
			→	☐; → 10/03			24.3354-1702.5	240348	AKE - Halter
1.9 16V	84	09/98→05/04	←	☐			24.3571-1703.5	240099	AKE - Halter
			←	☐			24.3571-1704.5	240100	AKE - Halter
			→	☐			24.3354-1701.5	240347	AKE - Halter
			→	☐			24.3354-1702.5	240348	AKE - Halter
2.0 D (BJ1_)	52	09/98→05/04	←	☐; → 12/00			24.3571-1703.5	240099	AKE - Halter
2.0 TD	66	09/98→05/04	←	☐; → 12/00			24.3571-1704.5	240100	AKE - Halter
			→	☐; → 12/00			24.3354-1701.5	240347	AKE - Halter
			→	☐; → 12/00			24.3354-1702.5	240348	AKE - Halter
2.0 DiTD	74	10/00→10/02	←	☐; 01/01→			24.3571-1703.5	240099	AKE - Halter
			←	☐; 01/01→			24.3571-1704.5	240100	AKE - Halter
			→	☐; 01/01→			24.3354-1701.5	240347	AKE - Halter
			→	☐; 01/01→			24.3354-1702.5	240348	AKE - Halter
 <b>Bremsschlauch</b>									
1.3	53	01/01→05/04	←	→ 10/03	2		24.5288-0375.3	331012	L= 375,5
1.6	70	01/01→05/04							
1.6	72	01/01→05/04							
2.0	96	01/01→05/04							
1.3 16V	54	09/98→01/01	←	→ 12/00	2		24.5288-0375.3	331012	L= 375,5
1.5 16V	65	09/98→01/01							
2.0 D (BJ1_)	52	09/98→05/04							
2.0 TD	66	09/98→05/04							
1.9 16V	84	09/98→05/04	←		2		24.5288-0375.3	331012	L= 375,5
2.0 DiTD	74	10/00→10/02	←	01/01→	2		24.5288-0375.3	331012	L= 375,5

	kw					! #		
<b>MAZDA - 626 IV (GE) 08/91→08/98</b>								
 <b>Bremssattel</b>								
1.8 i	77	01/92→04/97	←	☐; → 04/94		24.3571-1703.5	240099	AKE - Halter
2.0 D GLX Complex	55	10/92→04/97						
2.0 i	85	01/92→04/97	←	☐; → 04/94		24.3571-1704.5	240100	AKE - Halter
2.0 i 4WD	85	04/92→04/97						
<b>Zubehörsatz, Bremssattel</b>								
1.8 i	77	01/92→04/97	←	→ 04/94		24.0101-5701.2	260065	AKE
2.0 D GLX Complex	55	10/92→04/97						
2.0 i	85	01/92→04/97	→	→ 04/94		24.0101-3001.2	260039	AKE
2.0 i 4WD	85	04/92→04/97	←	→ 04/94		24.0101-5701.2	260065	AKE
<b>MAZDA - 626 IV Hatchback (GE) 08/91→08/98</b>								
 <b>Bremssattel</b>								
1.8	77	08/91→04/97	←	☐; → 04/94		24.3571-1703.5	240099	AKE - Halter
2.0 D GLX Complex	55	01/93→04/97						
2.0 i	85	08/91→04/97	←	☐; → 04/94		24.3571-1704.5	240100	AKE - Halter
2.5 24V	121	01/92→04/97						
<b>Zubehörsatz, Bremssattel</b>								
1.8	77	08/91→04/97	←	→ 04/94		24.0101-5701.2	260065	AKE
2.0 D GLX Complex	55	01/93→04/97						
2.0 i	85	08/91→04/97	→	→ 04/94		24.0101-3001.2	260039	AKE
2.5 24V	121	01/92→04/97						
<b>MAZDA - 626 V (GF) 05/97→12/02</b>								
 <b>Bremssattel</b>								
1.8	66	05/97→12/99	←	☐; → 11/99		24.3571-1703.5	240099	AKE - Halter
1.9	66	05/97→12/99	←	☐; → 11/99		24.3571-1704.5	240100	AKE - Halter
1.8	74	12/99→10/02	←	☐		24.3571-1703.5	240099	AKE - Halter
1.9	74	12/99→10/02						
2.0	85	05/97→10/02	←	☐		24.3571-1704.5	240100	AKE - Halter
2.0	100	04/98→10/02	→	☐		24.3354-1701.5	240347	AKE - Halter
2.0 DI TD	66	04/98→10/02						
2.0 TD	81	10/00→10/02	→	☐		24.3354-1702.5	240348	AKE - Halter
2.0 Turbo DI	74	04/98→10/02						
<b>MAZDA - 626 V Hatchback (GF) 05/97→12/02</b>								
 <b>Bremssattel</b>								
1.8	66	05/97→12/99	←	☐; → 11/99		24.3571-1703.5	240099	AKE - Halter
1.9	66	05/97→12/99	←	☐; → 11/99		24.3571-1704.5	240100	AKE - Halter
1.8	74	12/99→10/02	←	☐		24.3571-1703.5	240099	AKE - Halter
1.9	74	12/99→10/02						
2.0	85	05/97→10/02	←	☐		24.3571-1704.5	240100	AKE - Halter
2.0 DITD	66	04/98→10/02	→	☐		24.3354-1701.5	240347	AKE - Halter
2.0 H.P.	100	02/98→10/02	→	☐		24.3354-1702.5	240348	AKE - Halter
2.0 TD	81	10/00→10/02	→	☐				
2.0 Turbo DI	74	04/98→10/02						
<b>MAZDA - 626 V Station Wagon (GW) 01/98→12/02</b>								
 <b>Bremssattel</b>								
1.8	66	02/98→01/00	→	☐; → 12/99		24.3354-1701.5	240347	AKE - Halter
1.9	66	02/98→01/00	→	☐; → 12/99		24.3354-1702.5	240348	AKE - Halter
1.8	74	01/00→10/02	→	☐		24.3354-1701.5	240347	AKE - Halter
1.9	74	01/00→10/02						
2.0 DITD	66	09/99→10/02	→	☐		24.3354-1702.5	240348	AKE - Halter
2.0 TD	81	10/00→10/02						
2.0 Turbo DI	74	04/98→10/02						
2.0	85	02/98→10/02	→	☐; 10/99→		24.3354-1701.5	240347	AKE - Halter
2.0 H.P.	100	02/98→10/02	→	☐; 10/99→		24.3354-1702.5	240348	AKE - Halter
<b>MAZDA - CX-5 (KE, GH) 11/11→02/17</b>								
 <b>Bremssattel</b>								
2.0	110	02/12→02/17	→	☐; - eFSB		24.3384-1779.5	241271	TRW - Halter
2.0	115	01/12→02/17						
2.0 AWD	110	02/12→02/17	→	☐; - eFSB		24.3384-1780.5	241272	TRW - Halter
2.2 D	110	04/12→02/17						
2.2 D AWD	110	04/12→02/17						
2.2 D AWD	129	04/12→02/17						
2.5 AWD	141	02/15→02/17						
2.0	121	11/11→02/17	→	☐; → 11/14; - eFSB		24.3384-1779.5	241271	TRW - Halter
2.0 AWD	118	11/11→02/17	→	☐; → 11/14; - eFSB		24.3384-1780.5	241272	TRW - Halter











	kw			 	! #		
<b>MAZDA - DEMIO (DW) 01/96→07/03</b>							
 <b>Bremsschlauch</b>							
1.3 16V	46	08/98→07/03	➔	☐; → 10/02		24.5285-0269.3 331137	L= 269
1.5 16V	55	04/00→07/03					
1.3 i 16V	53	08/98→04/00	➔	☐; → 03/00		24.5285-0269.3 331137	L= 269
<b>MAZDA - MX-5 II (NB) 01/98→10/05</b>							
 <b>Bremsschlauch</b>							
1.6 16V	81	05/98→10/05	←	☐; → 07/00		24.5265-0335.3 331070	L= 335
			←	☐; 08/00→; Sport		24.5265-0345.3 331091	L= 345
			←	☐; 08/00→; Sport		24.5265-0346.3 331092	L= 345
			➔	☐		24.5265-0275.3 331069	L= 275
			➔	☐		24.5268-0270.3 331072	L= 270
1.8 16V	102	11/00→10/05	←	☐; - ABS		24.5265-0335.3 331070	L= 335
1.8 16V	107	11/00→10/05	←	☐; + ABS		24.5265-0345.3 331091	L= 345
			←	☐; + ABS		24.5265-0346.3 331092	L= 345
			➔	☐		24.5265-0275.3 331069	L= 275
			➔	☐		24.5268-0270.3 331072	L= 270
1.8 16V	103	05/98→10/05	←	☐		24.5265-0335.3 331070	L= 335
			←	☐; + ABS		24.5265-0345.3 331091	L= 345
			←	☐; + ABS		24.5265-0346.3 331092	L= 345
			➔	☐; → 07/00		24.5265-0275.3 331069	L= 275
			➔	☐; → 07/00		24.5268-0270.3 331072	L= 270
<b>MAZDA - MX-5 III (NC) 03/05→12/14</b>							
 <b>Bremsschlauch</b>							
1.8	93	03/05→12/14	➔		2	24.5288-0305.3 331597	L= 305
2.0	127	03/05→12/07					
2.0 (NC18)	118	07/05→12/14					
<b>MAZDA - MX-6 (GE) 07/91→09/97</b>							
 <b>Bremssattel</b>							
2.0	85	02/92→02/97	←	☐		24.3571-1703.5 240099	AKE - Halter
2.5 24V	121	02/92→09/97					
2.5 i 24V	120	08/94→02/97	←	☐		24.3571-1704.5 240100	AKE - Halter
<b>Zubehörsatz, Bremssattel</b>							
2.0	85	02/92→02/97	←			24.0101-5701.2 260065	AKE
2.5 24V	121	02/92→09/97					
2.5 i 24V	120	08/94→02/97	➔			24.0101-3001.2 260039	AKE
<b>MAZDA - PREMACY (CP) 01/99→03/05</b>							
 <b>Bremssattel</b>							
1.9	74	07/99→03/05	←	☐; Anzahl Sitzplätze: 5		24.3571-1703.5 240099	AKE - Halter
2.0 TD	74	07/00→03/05	←	☐; Anzahl Sitzplätze: 5		24.3571-1704.5 240100	AKE - Halter
			➔	☐; + ABS		24.3354-1701.5 240347	AKE - Halter
			➔	☐; + ABS		24.3354-1702.5 240348	AKE - Halter
1.9	84	07/99→03/05	←	☐; Anzahl Sitzplätze: 5		24.3571-1703.5 240099	AKE - Halter
			←	☐; Anzahl Sitzplätze: 5		24.3571-1704.5 240100	AKE - Halter
			➔	☐		24.3354-1701.5 240347	AKE - Halter
			➔	☐		24.3354-1702.5 240348	AKE - Halter
2.0	96	11/01→03/05	➔	☐		24.3354-1701.5 240347	AKE - Halter
			➔	☐		24.3354-1702.5 240348	AKE - Halter
2.0 TD	66	10/99→07/00	←	☐; Anzahl Sitzplätze: 5		24.3571-1703.5 240099	AKE - Halter
			←	☐; Anzahl Sitzplätze: 5		24.3571-1704.5 240100	AKE - Halter
			➔	☐; → 06/00		24.3354-1701.5 240347	AKE - Halter
			➔	☐; → 06/00		24.3354-1702.5 240348	AKE - Halter
 <b>Bremsschlauch</b>							
1.9	74	07/99→03/05	←		2	24.5288-0375.3 331012	L= 375,5
1.9	84	07/99→03/05					
2.0	96	11/01→03/05					
↓							

	kW			 	! #		
<b>MAZDA - PREMACY (CP) 01/99→03/05</b>							
 <b>Bremsschlauch</b>							
2.0 TD	74	07/00→03/05	←		2	24.5288-0375.3 331012	L= 375,5
2.0 TD	66	10/99→07/00	←	→ 06/00	2	24.5288-0375.3 331012	L= 375,5
<b>MAZDA - XEDOS 6 (CA) 01/92→10/99</b>							
 <b>Bremssattel</b>							
1.6 16V	79	04/94→10/99	←	☐; → 09/99		24.3571-1703.5 240099	AKE - Halter
			←	☐; → 09/99		24.3571-1704.5 240100	AKE - Halter
2.0 V6	103	06/94→10/99	←	☐		24.3571-1703.5 240099	AKE - Halter
			←	☐		24.3571-1704.5 240100	AKE - Halter
<b>Zubehörsatz, Bremssattel</b>							
1.6 16V	79	04/94→10/99	←	→ 09/99		24.0101-5701.2 260065	AKE
			→	→ 09/99		24.0101-3001.2 260039	AKE
2.0 V6	103	06/94→10/99	←			24.0101-5701.2 260065	AKE
			→			24.0101-3001.2 260039	AKE
<b>MERCEDES-BENZ - A-KLASSE (W168) 07/97→08/05</b>							
 <b>Bremssattel</b>							
A 140 (168.031, 168.131)	60	07/97→08/04	←	☐; 09/97→; langer Radstand; Baumuster: 168.131		24.3541-1753.5 240958	TRW - Halter
			←	☐; 09/97→; langer Radstand; Baumuster: 168.131		24.3541-1754.5 240959	TRW - Halter
			←	☐; 09/97→; kurzer Radstand; Baumuster: 168.031		24.3541-1759.5 241195	TRW - Halter
			←	☐; 09/97→; kurzer Radstand; Baumuster: 168.031		24.3541-1760.5 241196	TRW - Halter
A 140 (168.031, 168.131)	60	01/01→08/04	←	☐; langer Radstand; Baumuster: 168.131		24.3541-1753.5 240958	TRW - Halter
			←	☐; langer Radstand; Baumuster: 168.131		24.3541-1754.5 240959	TRW - Halter
			←	☐; kurzer Radstand; Baumuster: 168.031		24.3541-1759.5 241195	TRW - Halter
			←	☐; kurzer Radstand; Baumuster: 168.031		24.3541-1760.5 241196	TRW - Halter
A 160 (168.033, 168.133)	75	07/97→08/04	←	☐; 09/97→		24.3541-1753.5 240958	TRW - Halter
			←	☐; 09/97→		24.3541-1754.5 240959	TRW - Halter
			→	☐; 09/97→; langer Radstand; Baumuster: 168.133		24.3281-1701.5 240433	TRW - Halter
			→	☐; 09/97→; langer Radstand; Baumuster: 168.133		24.3281-1702.5 240434	TRW - Halter
A 160 CDI (168.006)	55	02/01→08/04	←	☐		24.3541-1759.5 241195	TRW - Halter
			←	☐		24.3541-1760.5 241196	TRW - Halter
A 160 CDI (168.007)	44	07/98→02/01	←	☐; 08/98→ 01/01		24.3541-1759.5 241195	TRW - Halter
			←	☐; 08/98→ 01/01		24.3541-1760.5 241196	TRW - Halter
A 170 CDI (168.008)	66	07/98→02/01	←	☐; → 01/01		24.3541-1753.5 240958	TRW - Halter
			←	☐; → 01/01		24.3541-1754.5 240959	TRW - Halter
A 170 CDI (168.009, 168.109)	70	02/01→08/04	←	☐		24.3541-1753.5 240958	TRW - Halter
			←	☐		24.3541-1754.5 240959	TRW - Halter
			→	☐; langer Radstand; Baumuster: 168.109		24.3281-1701.5 240433	TRW - Halter
			→	☐; langer Radstand; Baumuster: 168.109		24.3281-1702.5 240434	TRW - Halter
A 190 (168.032, 168.132)	92	03/99→08/04	→	☐; 05/99→		24.3281-1701.5 240433	TRW - Halter
			→	☐; 05/99→		24.3281-1702.5 240434	TRW - Halter
 <b>Bremsschlauch</b>							
A 140 (168.031, 168.131)	60	07/97→08/04	←	09/97→	2	24.5123-0281.3 330877	L= 280
			→	09/97→; Trommelbremse	2	24.5237-0342.3 331404	L= 342
A 140 (168.031, 168.131)	60	01/01→08/04	←		2	24.5123-0281.3 330877	L= 280
			→	Trommelbremse	2	24.5237-0342.3 331404	L= 342
A 160 (168.033, 168.133)	75	07/97→08/04	←	09/97→	2	24.5123-0281.3 330877	L= 280









	kw			 	! #			
<b>MERCEDES-BENZ - A-KLASSE (W168) 07/97→08/05</b>								
<b>Bremsschlauch</b>								
A 160 (168.033, 168.133)	75	07/97→08/04	➔	09/97→; Trommelbremse	2	24.5237-0342.3 331404	L= 342	
			➔	09/97→; Scheibenbremse	2	24.5237-0342.3 331404	L= 342	
			➔	am Bremssattel; 09/97→; Scheibenbremse	2	24.5238-0230.3 330673	L= 230	
A 160 CDI (168.006)	55	02/01→08/04	←		2	24.5123-0281.3 330877	L= 280	
			➔		2	24.5237-0342.3 331404	L= 342	
A 160 CDI (168.007)	44	07/98→02/01	←	08/98→ 01/01	2	24.5123-0281.3 330877	L= 280	
			➔	08/98→ 01/01	2	24.5237-0342.3 331404	L= 342	
A 170 CDI (168.008)	66	07/98→02/01	←	→ 01/01	2	24.5123-0281.3 330877	L= 280	
			➔	→ 01/01	2	24.5237-0342.3 331404	L= 342	
A 170 CDI (168.009, 168.109)	70	02/01→08/04	←		2	24.5123-0281.3 330877	L= 280	
			➔	Scheibenbremse	2	24.5237-0342.3 331404	L= 342	
			➔	Trommelbremse	2	24.5237-0342.3 331404	L= 342	
			➔	am Bremssattel; Scheibenbremse	2	24.5238-0230.3 330673	L= 230	
A 190 (168.032, 168.132)	92	03/99→08/04	←	05/99→	2	24.5123-0281.3 330877	L= 280	
			➔	05/99→	2	24.5237-0342.3 331404	L= 342	
			➔	am Bremssattel; 05/99→	2	24.5238-0230.3 330673	L= 230	
A 210 (168.035, 168.135)	103	12/01→08/04	←		2	24.5123-0281.3 330877	L= 280	
			➔		2	24.5237-0342.3 331404	L= 342	
			➔	am Bremssattel	2	24.5238-0230.3 330673	L= 230	
<b>MERCEDES-BENZ - A-KLASSE (W169) 09/04→06/12</b>								
<b>Bremssattel</b>								
A 150 (169.031, 169.331) A 160 (169.031, 169.331)	70	09/04→06/12	←	☐; J 215301→; → 05/12		24.3571-1749.5 240609	TRW - Halter	
			70	04/09→06/12	←	☐; J 215301→; → 05/12	24.3571-1750.5 240610	TRW - Halter
					←	☐; → J 215300	24.3571-1751.5 240960	TRW - Halter
	←	☐; → J 215300			24.3571-1752.5 240961	TRW - Halter		
	60	09/04→06/12	➔	☐; → 05/12	24.3301-1703.5 240860	TRW - Halter		
			➔	☐; → 05/12	24.3301-1704.5 240861	TRW - Halter		
➔			☐; → 05/12	24.3301-1703.5 240860	TRW - Halter			
A 160 CDI (169.006, 169.306)	60	09/04→06/12	←	☐; J 215301→; → 05/12; nicht für erhöhte Nutzlast	24.3571-1749.5 240609	TRW - Halter		
			←	☐; → 05/12; für erhöhte Nutzlast	24.3571-1749.5 240609	TRW - Halter		
			←	☐; J 215301→; → 05/12; nicht für erhöhte Nutzlast	24.3571-1750.5 240610	TRW - Halter		
			←	☐; → 05/12; für erhöhte Nutzlast	24.3571-1750.5 240610	TRW - Halter		
	85	09/04→06/12	←	☐; → J 215300; nicht für erhöhte Nutzlast	24.3571-1751.5 240960	TRW - Halter		
			←	☐; → J 215300; nicht für erhöhte Nutzlast	24.3571-1752.5 240961	TRW - Halter		
		85	04/09→06/12	➔	☐; → 05/12	24.3301-1703.5 240860	TRW - Halter	
				➔	☐; → 05/12	24.3301-1704.5 240861	TRW - Halter	
A 170 (169.032, 169.332) A 180 (169.032, 169.332) A 180 CDI (169.007, 169.307) A 200 (169.033, 169.333)	85	09/04→06/12	←	☐; → J 474114	24.3571-1749.5 240609	TRW - Halter		
			←	☐; J 474115→; → 05/12	24.3571-1749.5 240609	TRW - Halter		
	85	04/09→06/12	←	☐; J 474115→; → 05/12	24.3571-1750.5 240610	TRW - Halter		
			←	☐; → J 474114	24.3571-1750.5 240610	TRW - Halter		
	80	09/04→06/12	←	☐; → J 474114	24.3571-1750.5 240610	TRW - Halter		
			➔	☐; → 05/12	24.3301-1703.5 240860	TRW - Halter		
	100	09/04→06/12	➔	☐; → 05/12	24.3301-1703.5 240860	TRW - Halter		
			➔	☐; → 05/12	24.3301-1704.5 240861	TRW - Halter		
A 200 CDI (169.008, 169.308)	103	09/04→06/12	←	☐; → J 474114	24.3571-1747.5 240946	TRW - Halter		
			←	☐; → J 474114	24.3571-1748.5 240947	TRW - Halter		
A 200 CDI (169.308, 169.008) A 200 TURBO (169.034, 169.334)	100	09/04→06/12	➔	☐; → 05/12	24.3301-1703.5 240860	TRW - Halter		
			➔	☐; → 05/12	24.3301-1704.5 240861	TRW - Halter		
A 200 TURBO (169.034, 169.334)	142	09/05→06/12	➔	☐; → 05/12	24.3301-1703.5 240860	TRW - Halter		
			➔	☐; → 05/12	24.3301-1704.5 240861	TRW - Halter		
<b>Zubehörsatz, Bremssattel</b>								
A 150 (169.031, 169.331) A 160 (169.031, 169.331)	70	09/04→06/12	←	J 215301→; → 05/12		24.0101-3802.2 260100	TRW	
			70	04/09→06/12	←	→ J 215300	24.0101-3802.2 260100	TRW
➔	→ 05/12	24.0101-3802.2 260100			TRW			
↓								








	kW			 	! #		
<b>MERCEDES-BENZ - A-KLASSE (W169) 09/04→06/12</b>							
<b>Zubehörsatz, Bremssattel</b>							
A 160 CDI (169.006, 169.306)	60	09/04→06/12	←	J 215301→; → 05/12; nicht für erhöhte Nutzlast		24.0101-3802.2 260100	TRW
			←	→ 05/12; für erhöhte Nutzlast		24.0101-3802.2 260100	TRW
			←	→ J 215300; nicht für erhöhte Nutzlast		24.0101-3802.2 260100	TRW
			→	→ 05/12		24.0101-3802.2 260100	TRW
A 170 (169.032, 169.332)	85	09/04→06/12	←	→ J 474114		24.0101-3802.2 260100	TRW
A 180 (169.032, 169.332)	85	04/09→06/12	←	J 474115→; → 05/12		24.0101-3802.2 260100	TRW
A 180 CDI (169.007, 169.307)	80	09/04→06/12	→	→ 05/12		24.0101-3802.2 260100	TRW
A 200 (169.033, 169.333)	100	09/04→06/12					
A 200 CDI (169.008, 169.308)	103	09/04→06/12	←	→ J 474114		24.0101-3802.2 260100	TRW
A 200 CDI (169.308, 169.008)	100	09/04→06/12	→	→ 05/12		24.0101-3802.2 260100	TRW
A 200 TURBO (169.034, 169.334)	142	09/05→06/12					
<b> Bremsschlauch</b>							
A 150 (169.031, 169.331)	70	09/04→06/12	←	→ 05/12	2	24.5126-0474.3 331017	L= 465
A 160 (169.031, 169.331)	70	04/09→06/12	→	→ 05/12	2	24.5238-0230.3 330673	L= 230
A 160 CDI (169.006, 169.306)	60	09/04→06/12					
A 170 (169.032, 169.332)	85	09/04→06/12					
A 180 (169.032, 169.332)	85	04/09→06/12					
A 180 CDI (169.007, 169.307)	80	09/04→06/12					
A 200 (169.033, 169.333)	100	09/04→06/12					
A 200 CDI (169.008, 169.308)	103	09/04→06/12					
A 200 CDI (169.308, 169.008)	100	09/04→06/12					
A 200 TURBO (169.034, 169.334)	142	09/05→06/12					
E-CELL (169.090)	50	12/10→06/12					
<b>MERCEDES-BENZ - A-KLASSE (W176) 06/12→05/18</b>							
<b> Bremssattel</b>							
A 160 (176.041)	75	07/15→05/18	←	 ; für Fahrzeuge ohne Sportpaket / für Fahrzeuge ohne AMG-Sportpaket; mit Stahlfelge		24.3601-1735.5 241179	- Halter
A 180 (176.042)	90	09/12→05/18	←	 ; für Fahrzeuge ohne Sportpaket / für Fahrzeuge ohne AMG-Sportpaket; mit Stahlfelge		24.3601-1736.5 241180	- Halter
A 160 CDI / d (176.011)	66	06/13→05/18	←	 ; für Fahrzeuge ohne Sportpaket / für Fahrzeuge ohne AMG-Sportpaket		24.3601-1735.5 241179	- Halter
A 180 CDI / d (176.012)	80	06/12→05/18					
A 180 CDI (176.000)	80	06/12→10/14	←	 ; für Fahrzeuge ohne Sportpaket / für Fahrzeuge ohne AMG-Sportpaket		24.3601-1736.5 241180	- Halter
<b>MERCEDES-BENZ - B-KLASSE Sports Tourer (W245) 03/05→11/11</b>							
<b> Bremssattel</b>							
B 150 (245.231)	70	03/05→11/11	←	 ; → 04/11		24.3571-1749.5 240609	TRW - Halter
B 160 (245.231)	70	04/09→11/11					
B 170 (245.232)	85	03/05→11/11	←	 ; → 04/11		24.3571-1750.5 240610	TRW - Halter
B 180 (245.232)	85	04/09→11/11	→	 ; → 04/11		24.3301-1703.5 240860	TRW - Halter
			→	 ; → 04/11		24.3301-1704.5 240861	TRW - Halter
B 170 NGT (245.233)	85	04/08→11/11	←	 ; → 04/09		24.3571-1747.5 240946	TRW - Halter
			←	 ; → 04/09		24.3571-1748.5 240947	TRW - Halter
			→	; → 04/09		24.3301-1703.5 240860	TRW - Halter
			→	; → 04/09		24.3301-1704.5 240861	TRW - Halter
B 180 CDI (245.207)	80	03/05→11/11	←	; → 04/11		24.3571-1747.5 240946	TRW - Halter
B 200 (245.233)	100	03/05→11/11					
B 200 CDI (245.208)	100	03/05→11/11	←	; → 04/11		24.3571-1748.5 240947	TRW - Halter



















	kw					! #		
<b>MERCEDES-BENZ - B-KLASSE Sports Tourer (W245) 03/05→11/11</b>								
 <b>Bremssattel</b>								
B 200 CDI (245.208)	103	03/05→11/11	➡	☐; → 04/11		24.3301-1703.5	240860	TRW - Halter
B 200 TURBO (245.234)	142	03/05→11/11	➡	☐; → 04/11		24.3301-1704.5	240861	TRW - Halter
B 180 NGT (245.233)	85	04/08→11/11	⬅	☐; 04/09→ 04/11		24.3571-1747.5	240946	TRW - Halter
			⬅	☐; 04/09→ 04/11		24.3571-1748.5	240947	TRW - Halter
			➡	☐; 04/09→ 04/11		24.3301-1703.5	240860	TRW - Halter
			➡	☐; 04/09→ 04/11		24.3301-1704.5	240861	TRW - Halter
<b>Zubehörsatz, Bremssattel</b>								
B 150 (245.231)	70	03/05→11/11	⬅	→ 04/11		24.0101-3802.2	260100	TRW
B 160 (245.231)	70	04/09→11/11						
B 170 (245.232)	85	03/05→11/11	➡	→ 04/11		24.0101-3802.2	260100	TRW
B 180 (245.232)	85	04/09→11/11						
B 180 CDI (245.207)	80	03/05→11/11						
B 200 (245.233)	100	03/05→11/11						
B 200 CDI (245.208)	100	03/05→11/11						
B 200 CDI (245.208)	103	03/05→11/11						
B 200 TURBO (245.234)	142	03/05→11/11						
B 170 NGT (245.233)	85	04/08→11/11	⬅	→ 04/09		24.0101-3802.2	260100	TRW
			➡	→ 04/09		24.0101-3802.2	260100	TRW
B 180 NGT (245.233)	85	04/08→11/11	⬅	04/09→ 04/11		24.0101-3802.2	260100	TRW
			➡	04/09→ 04/11		24.0101-3802.2	260100	TRW
<b>Bremsschlauch</b>								
B 150 (245.231)	70	03/05→11/11	⬅	→ 04/11	2	24.5126-0474.3	331017	L= 465
B 160 (245.231)	70	04/09→11/11						
B 170 (245.232)	85	03/05→11/11	➡	→ 04/11	2	24.5238-0230.3	330673	L= 230
B 180 (245.232)	85	04/09→11/11						
B 180 CDI (245.207)	80	03/05→11/11						
B 200 (245.233)	100	03/05→11/11						
B 200 CDI (245.208)	100	03/05→11/11						
B 200 CDI (245.208)	103	03/05→11/11						
B 200 TURBO (245.234)	142	03/05→11/11						
B 170 NGT (245.233)	85	04/08→11/11	⬅	→ 04/09	2	24.5126-0474.3	331017	L= 465
			➡	→ 04/09	2	24.5238-0230.3	330673	L= 230
B 180 NGT (245.233)	85	04/08→11/11	⬅	04/09→ 04/11	2	24.5126-0474.3	331017	L= 465
			➡	04/09→ 04/11	2	24.5238-0230.3	330673	L= 230
<b>MERCEDES-BENZ - B-KLASSE Sports Tourer (W246, W242) 10/11→12/18</b>								
 <b>Bremssattel</b>								
B 160 CDI / d (246.211)	66	05/13→12/18	⬅	☐; für Fahrzeuge ohne Sportpaket		24.3601-1735.5	241179	- Halter
B 180 (246.242)	90	11/11→12/18						
B 180 CDI / d (246.212)	80	02/13→12/18	⬅	☐; für Fahrzeuge ohne Sportpaket		24.3601-1736.5	241180	- Halter
B 180 CDI (246.200)	80	11/11→08/14						
B 200 (246.243)	115	11/11→12/18						
B 200 CDI (246.201)	100	11/11→08/14						
B 200 Natural Gas	115	11/12→12/17						
Drive / B 200 c (242.848)								
<b>MERCEDES-BENZ - C-KLASSE (W202) 03/93→05/00</b>								
 <b>Bremssattel</b>								
C 180 (202.018)	89	11/94→05/00	⬅	☐; A344661 / F331441→		24.3541-1755.7	220481	TRW - Halter
C 180 (202.018)	90	03/93→05/00						
C 220 D (202.021)	55	07/96→05/00	⬅	☐; A344661 / F331441→		24.3541-1756.7	220482	TRW - Halter
C 220 D (202.121)	70	08/93→05/00	➡	☐; A419829 / F443893→		24.4351-8019.5	230091	ATE
			➡	☐; A419829 / F443893→		24.4351-8020.5	230092	ATE
			➡	☐; → A419828 / F443892		24.9235-8005.5	230023	ATE
			➡	☐; → A419828 / F443892		24.9235-8006.5	230024	ATE
C 200 (202.020)	100	01/94→05/00	⬅	☐; A344661 / F331441→		24.3541-1751.5	240956	TRW - Halter
			⬅	☐; A344661 / F331441→		24.3541-1752.5	240957	TRW - Halter
			➡	☐; A419829 / F443893→		24.4351-8019.5	230091	ATE
			➡	☐; A419829 / F443893→		24.4351-8020.5	230092	ATE
			➡	☐; → A419828 / F443892		24.9235-8005.5	230023	ATE
			➡	☐; → A419828 / F443892		24.9235-8006.5	230024	ATE
C 200 CDI (202.134)	75	03/98→05/00	⬅	☐		24.3541-1751.5	240956	TRW - Halter
C 220 CDI (202.133)	92	09/97→05/00	⬅	☐		24.3541-1752.5	240957	TRW - Halter
↓								










	kw			 	! #			
<b>MERCEDES-BENZ - C-KLASSE (W202) 03/93→05/00</b>								
<b> Bremssattel</b>								
C 200 CDI (202.134)	75	03/98→05/00	➔	☐		24.4351-8019.5	230091	ATE
C 220 CDI (202.133)	92	09/97→05/00	➔	☐		24.4351-8020.5	230092	ATE
C 200 D (202.120)	55	03/93→05/00	➔	☐; A419829 / F443893→		24.4351-8019.5	230091	ATE
C 200 D (202.122)	65	10/96→05/00	➔	☐; A419829 / F443893→		24.4351-8020.5	230092	ATE
			➔	☐; → A419828 / F443892		24.9235-8005.5	230023	ATE
			➔	☐; → A419828 / F443892		24.9235-8006.5	230024	ATE
C 200 Kompressor (202.025)	132	10/95→05/00	➔	☐		11.3571-8512.2	220316	ATE - Halter
C 200 Kompressor (202.025)	141	11/96→05/00	➔	☐		24.3571-8512.5	240492	ATE - Halter
C 230 Kompressor (202.024)	142	10/95→05/00	➔	☐; A487048 / F576241→		24.4236-8003.5	230139	ATE
C 240 (202.026)	125	06/97→05/00	➔	☐; A487048 / F576241→		24.4236-8004.5	230140	ATE
C 250 Turbo-D (202.128)	110	10/95→05/00	➔	☐; → A487047 / F576240		24.9238-8035.5	230025	ATE
			➔	☐; → A487047 / F576240		24.9238-8036.5	230026	ATE
C 220 (202.022)	110	03/93→05/00	➔	☐; → 08/96; A344661 / F331441→		24.3541-1751.5	240956	TRW - Halter
			➔	☐; → 08/96; A344661 / F331441→		24.3541-1752.5	240957	TRW - Halter
			➔	☐; → 08/96; A419829 / F443893→		24.4351-8019.5	230091	ATE
			➔	☐; → 08/96; A419829 / F443893→		24.4351-8020.5	230092	ATE
			➔	☐; → A419828 / F443892		24.9235-8005.5	230023	ATE
			➔	☐; → A419828 / F443892		24.9235-8006.5	230024	ATE
C 230 (202.023)	110	06/96→06/97	➔	☐; 07/96→; → A545905 / F647650		24.3541-1751.5	240956	TRW - Halter
			➔	☐; 07/96→; → A545905 / F647650		24.3541-1752.5	240957	TRW - Halter
			➔	☐; A545906 / F647651→		24.3541-1755.7	220481	TRW - Halter
			➔	☐; A545906 / F647651→		24.3541-1756.7	220482	TRW - Halter
			➔	☐; 07/96→		24.4351-8019.5	230091	ATE
			➔	☐; 07/96→		24.4351-8020.5	230092	ATE
C 250 D (202.125)	83	05/93→05/00	➔	☐; → 08/95; A344661 / F331441→		24.3541-1755.7	220481	TRW - Halter
			➔	☐; → 08/95; A344661 / F331441→		24.3541-1756.7	220482	TRW - Halter
			➔	☐; → 08/95; A419829 / F443893→		24.4351-8019.5	230091	ATE
			➔	☐; → 08/95; A419829 / F443893→		24.4351-8020.5	230092	ATE
			➔	☐; 06/93→; → A419828 / F443892		24.9235-8005.5	230023	ATE
			➔	☐; 06/93→; → A419828 / F443892		24.9235-8006.5	230024	ATE
C 280 (202.028)	142	05/93→05/00	➔	☐; A344661 / F331441→		11.3571-8512.2	220316	ATE - Halter
			➔	☐; A344661 / F331441→		24.3571-8512.5	240492	ATE - Halter
			➔	☐; A344661 / F331441→		24.3571-8511.5	240491	ATE - Halter
			➔	☐; 06/93→; → A344660 / F331440; - ASR		24.4351-8019.5	230091	ATE
			➔	☐; 06/93→; → A344660 / F331440; - ASR		24.4351-8020.5	230092	ATE
			➔	☐; → 05/97; A344661 / F331441→; - ASR		24.9238-8035.5	230025	ATE
			➔	☐; → 05/97; A344661 / F331441→; - ASR		24.9238-8036.5	230026	ATE
C 280 (202.029)	145	06/97→05/00	➔	☐; A344661 / F331441→		11.3571-8512.2	220316	ATE - Halter
			➔	☐; A344661 / F331441→		24.3571-8512.5	240492	ATE - Halter
			➔	☐; A344661 / F331441→		24.3571-8511.5	240491	ATE - Halter
			➔	☐; A487048 / F576241→		24.4236-8003.5	230139	ATE
			➔	☐; A487048 / F576241→		24.4236-8004.5	230140	ATE
			➔	☐; → A487047 / F576240		24.9238-8035.5	230025	ATE
			➔	☐; → A487047 / F576240		24.9238-8036.5	230026	ATE
C 36 AMG (202.028)	206	05/94→05/00	➔	☐; → 08/97; A344661 / F331441→		24.9236-8001.5	230007	ATE
			➔	☐; → 08/97; A344661 / F331441→		24.9236-8002.5	230008	ATE
			➔	☐; → A344660 / F331440		24.9238-8033.5	230015	ATE
			➔	☐; → A344660 / F331440		24.9238-8034.5	230016	ATE
C 43 AMG (202.033)	225	08/97→05/00	➔	☐; 09/97→		24.4421-8025.5	230127	ATE
			➔	☐; 09/97→		24.4421-8026.5	230128	ATE
↓								








	kW			 	! #		
<b>MERCEDES-BENZ - C-KLASSE (W202) 03/93→05/00</b>							
<b>Halter, Bremssattel</b>							
C 200 Kompressor (202.025)	132	10/95→05/00	←		2	11.8170-0401.1 260103	ATE
C 200 Kompressor (202.025)	141	11/96→05/00					
C 230 Kompressor (202.024)	142	10/95→05/00					
C 240 (202.026)	125	06/97→05/00					
C 250 Turbo-D (202.128)	110	10/95→05/00					
C 280 (202.028)	142	05/93→05/00	←	A344661 / F331441→	2	11.8170-0401.1 260103	ATE
C 280 (202.029)	145	06/97→05/00					
<b>Feder, Bremssattel</b>							
C 200 Kompressor (202.025)	132	10/95→05/00	←		2	11.8116-0253.1 390512	ATE
C 200 Kompressor (202.025)	141	11/96→05/00					
C 230 Kompressor (202.024)	142	10/95→05/00					
C 240 (202.026)	125	06/97→05/00					
C 250 Turbo-D (202.128)	110	10/95→05/00					
C 280 (202.028)	142	05/93→05/00	←	A344661 / F331441→	2	11.8116-0253.1 390512	ATE
C 280 (202.029)	145	06/97→05/00					
C 43 AMG (202.033)	225	08/97→05/00		09/97→	2	11.8116-0133.1 390511	ATE
<b>Führungshülzensatz, Bremssattel</b>							
C 200 Kompressor (202.025)	132	10/95→05/00	←			11.0101-5407.2 260011	ATE
C 200 Kompressor (202.025)	141	11/96→05/00					
C 230 Kompressor (202.024)	142	10/95→05/00					
C 240 (202.026)	125	06/97→05/00					
C 250 Turbo-D (202.128)	110	10/95→05/00					
C 280 (202.028)	142	05/93→05/00	←	A344661 / F331441→		11.0101-5407.2 260011	ATE
C 280 (202.029)	145	06/97→05/00					
<b>Führungsbolzen, Bremssattel</b>							
C 200 Kompressor (202.025)	132	10/95→05/00			2	11.8171-0008.1 990049	ATE
C 200 Kompressor (202.025)	141	11/96→05/00					
C 230 Kompressor (202.024)	142	10/95→05/00					
C 240 (202.026)	125	06/97→05/00					
C 250 Turbo-D (202.128)	110	10/95→05/00					
C 280 (202.028)	142	05/93→05/00		A344661 / F331441→	2	11.8171-0008.1 990049	ATE
C 280 (202.029)	145	06/97→05/00					
<b>Dichtungssatz, Bremssattel</b>							
C 180 (202.018)	89	11/94→05/00	→	→ A419828 / F443892		13.0441-3505.2 250051	ATE
C 180 (202.018)	90	03/93→05/00	→				
C 200 (202.020)	100	01/94→05/00	→	A419829 / F443893→		13.0441-3507.2 250053	ATE
C 200 D (202.120)	55	03/93→05/00					
C 200 D (202.122)	65	10/96→05/00					
C 220 D (202.021)	55	07/96→05/00					
C 220 D (202.121)	70	08/93→05/00					
C 200 CDI (202.134)	75	03/98→05/00	→			13.0441-3507.2 250053	ATE
C 220 CDI (202.133)	92	09/97→05/00					
C 200 Kompressor (202.025)	132	10/95→05/00	←			11.0441-5703.2 250145	ATE
C 200 Kompressor (202.025)	141	11/96→05/00	→	A487048 / F576241→		13.0441-3609.2 250057	ATE
C 230 Kompressor (202.024)	142	10/95→05/00	→	→ A487047 / F576240		13.0441-3817.2 250071	ATE
C 240 (202.026)	125	06/97→05/00					
C 250 Turbo-D (202.128)	110	10/95→05/00					
C 220 (202.022)	110	03/93→05/00	→	→ A419828 / F443892		13.0441-3505.2 250051	ATE
			→	→ 08/96; A419829 / F443893→		13.0441-3507.2 250053	ATE
C 230 (202.023)	110	06/96→06/97	→	07/96→		13.0441-3507.2 250053	ATE
C 250 D (202.125)	83	05/93→05/00	→	06/93→; → A419828 / F443892		13.0441-3505.2 250051	ATE
			→	→ 08/95; A419829 / F443893→		13.0441-3507.2 250053	ATE
C 280 (202.028)	142	05/93→05/00	←	A344661 / F331441→		11.0441-5703.2 250145	ATE
			→	06/93→; → A344660 / F331440; - ASR		13.0441-3507.2 250053	ATE
			→	06/93→ 05/97; + ASR		13.0441-3817.2 250071	ATE
			→	→ 05/97; A344661 / F331441→; - ASR		13.0441-3817.2 250071	ATE
↓							




































	kw					! #		
<b>MERCEDES-BENZ - C-KLASSE (W202) 03/93→05/00</b>								
<b>Dichtungssatz, Bremssattel</b>								
C 280 (202.029)	145	06/97→05/00	←	A344661 / F331441→			11.0441-5703.2 250145	ATE
			→	A487048 / F576241→			13.0441-3609.2 250057	ATE
			→	→ A487047 / F576240			13.0441-3817.2 250071	ATE
C 36 AMG (202.028)	206	05/94→05/00	←	→ A344660 / F331440			13.0441-4214.2 250091	ATE
			←	→ 08/97; A344661 / F331441→			13.0441-4214.2 250091	ATE
			→	→ 08/97; A344661 / F331441→			13.0441-3606.2 250147	ATE
			→	→ A344660 / F331440			13.0441-3817.2 250071	ATE
C 43 AMG (202.033)	225	08/97→05/00	→	09/97→			13.0441-3606.2 250147	ATE
<b>Schraube, Bremssattel</b>								
C 180 (202.018)	89	11/94→05/00	←		4		13.8190-0330.1 990134	M12x1,5
C 180 (202.018)	90	03/93→05/00						
C 200 (202.020)	100	01/94→05/00						
C 200 CDI (202.134)	75	03/98→05/00						
C 200 D (202.120)	55	03/93→05/00						
C 200 D (202.122)	65	10/96→05/00						
C 200 Kompressor (202.025)	132	10/95→05/00						
C 200 Kompressor (202.025)	141	11/96→05/00						
C 220 CDI (202.133)	92	09/97→05/00						
C 220 D (202.021)	55	07/96→05/00						
C 220 D (202.121)	70	08/93→05/00						
C 230 Kompressor (202.024)	142	10/95→05/00						
C 240 (202.026)	125	06/97→05/00						
C 250 Turbo-D (202.128)	110	10/95→05/00						
C 220 (202.022)	110	03/93→05/00	←	→ 08/96	4		13.8190-0330.1 990134	M12x1,5
C 230 (202.023)	110	06/96→06/97	←	A545906 / F647651→	4		13.8190-0330.1 990134	M12x1,5
			←	07/96→; → A545905 / F647650	4		13.8190-0330.1 990134	M12x1,5
C 250 D (202.125)	83	05/93→05/00	←	06/93→ 08/95	4		13.8190-0330.1 990134	M12x1,5
C 280 (202.028)	142	05/93→05/00	←	06/93→; → A344660 / F331440	4		13.8190-0330.1 990134	M12x1,5
			←	A344661 / F331441→	4		13.8190-0330.1 990134	M12x1,5
C 280 (202.029)	145	06/97→05/00	←	A344661 / F331441→	4		13.8190-0330.1 990134	M12x1,5
			←	→ A344660 / F331440	4		13.8190-0330.1 990134	M12x1,5
C 36 AMG (202.028)	206	05/94→05/00	←	→ 08/97; A344661 / F331441→	4		13.8190-0330.1 990134	M12x1,5
			←	→ A344660 / F331440	4		13.8190-0330.1 990134	M12x1,5
C 43 AMG (202.033)	225	08/97→05/00	←	09/97→	4		13.8190-0330.1 990134	M12x1,5
<b>Bremsschlauch</b>								
C 180 (202.018)	89	11/94→05/00	←	→ A344660 / F331440	2		24.5113-0483.3 331397	L= 480
C 180 (202.018)	90	03/93→05/00	←	A344661 / F331441→	2		83.7705-0386.3 330828	L= 385
C 200 (202.020)	100	01/94→05/00	→	09/95→	2		24.5123-0281.3 330877	L= 280
C 200 D (202.120)	55	03/93→05/00	→	→ 08/95	2		83.7704-0281.3 330804	L= 280
C 220 D (202.121)	70	08/93→05/00	→					
C 200 CDI (202.134)	75	03/98→05/00	←		2		83.7705-0386.3 330828	L= 385
C 200 Kompressor (202.025)	132	10/95→05/00	→		2		24.5123-0281.3 330877	L= 280
C 200 Kompressor (202.025)	141	11/96→05/00						
C 220 CDI (202.133)	92	09/97→05/00						
C 230 Kompressor (202.024)	142	10/95→05/00						
C 240 (202.026)	125	06/97→05/00						
C 250 Turbo-D (202.128)	110	10/95→05/00						
C 200 D (202.122)	65	10/96→05/00	←	→ A344660 / F331440	2		24.5113-0483.3 331397	L= 480
C 220 D (202.021)	55	07/96→05/00	←	A344661 / F331441→	2		83.7705-0386.3 330828	L= 385
C 280 (202.029)	145	06/97→05/00	→		2		24.5123-0281.3 330877	L= 280
C 220 (202.022)	110	03/93→05/00	←	→ A344660 / F331440	2		24.5113-0483.3 331397	L= 480
			←	→ 08/96; A344661 / F331441→	2		83.7705-0386.3 330828	L= 385
			→	09/95→ 08/96	2		24.5123-0281.3 330877	L= 280
			→	→ 08/95	2		83.7704-0281.3 330804	L= 280
C 230 (202.023)	110	06/96→06/97	←	07/96→	2		83.7705-0386.3 330828	L= 385
			→	07/96→	2		24.5123-0281.3 330877	L= 280
↓								

	kw			 	! #				
<b>MERCEDES-BENZ - C-KLASSE (W202) 03/93→05/00</b>									
 <b>Bremsschlauch</b>									
C 250 D (202.125)	83	05/93→05/00	←	06/93→; → A344660 / F331440	2	24.5113-0483.3	331397	L= 480	
			←	→ 08/95; A344661 / F331441→	2	83.7705-0386.3	330828	L= 385	
			→	06/93→ 08/95	2	83.7704-0281.3	330804	L= 280	
C 280 (202.028)	142	05/93→05/00	←	06/93→; → A344660 / F331440	2	24.5113-0483.3	331397	L= 480	
			←	A344661 / F331441→	2	83.7705-0386.3	330828	L= 385	
			→	09/95→	2	24.5123-0281.3	330877	L= 280	
			→	06/93→ 08/95	2	83.7704-0281.3	330804	L= 280	
C 36 AMG (202.028)	206	05/94→05/00	←	→ A344660 / F331440	2	24.5113-0483.3	331397	L= 480	
			←	→ 08/97; A344661 / F331441→	2	83.7705-0386.3	330828	L= 385	
			→	→ 08/97	2	24.5123-0281.3	330877	L= 280	
C 43 AMG (202.033)	225	08/97→05/00	←	09/97→	2	83.7705-0386.3	330828	L= 385	
			→	09/97→	2	24.5123-0281.3	330877	L= 280	
<b>MERCEDES-BENZ - C-KLASSE (W203) 05/00→12/07</b>									
 <b>Bremssattel</b>									
C 180 (203.035)	95	10/00→05/02	←	☐		24.3571-1739.5	240944	TRW - Halter	
			←	☐		24.3571-1740.5	240945	TRW - Halter	
			→	☐		24.4361-0023.5	230089	ATE	
			→	☐		24.4361-0024.5	230090	ATE	
C 180 Kompressor (203.046) C 200 CDI (203.004) C 200 CDI (203.004) C 200 CDI (203.007) C 200 CGI Kompressor (203.043) C 200 Kompressor (203.042) C 220 CDI (203.006) C 220 CDI (203.006)	105	05/02→02/07	←	☐; für Fahrzeuge ohne Sportpaket / für Fahrzeuge ohne AMG-Sportpaket		24.3571-1739.5	240944	TRW - Halter	
	75	02/01→06/03	←	☐; für Fahrzeuge ohne Sportpaket / für Fahrzeuge ohne AMG-Sportpaket		24.3571-1740.5	240945	TRW - Halter	
	85	09/00→06/03	←	☐; für Fahrzeuge ohne Sportpaket / für Fahrzeuge ohne AMG-Sportpaket		24.3571-1740.5	240945	TRW - Halter	
	90	04/03→02/07	←	☐; für Fahrzeuge ohne Sportpaket / für Fahrzeuge ohne AMG-Sportpaket		24.3571-1740.5	240945	TRW - Halter	
	125	07/03→02/07	←	☐; für Fahrzeuge ohne Sportpaket / für Fahrzeuge ohne AMG-Sportpaket		24.3571-1740.5	240945	TRW - Halter	
	120	05/02→02/07	→	☐; für Fahrzeuge ohne Sportpaket / für Fahrzeuge ohne AMG-Sportpaket		24.4361-0023.5	230089	ATE	
	100	05/00→02/07	→	☐; für Fahrzeuge ohne Sportpaket / für Fahrzeuge ohne AMG-Sportpaket		24.4361-0024.5	230090	ATE	
	105	05/00→02/07	→	☐; für Fahrzeuge ohne Sportpaket / für Fahrzeuge ohne AMG-Sportpaket		24.4361-0024.5	230090	ATE	
				→	☐; für Fahrzeuge mit Sportpaket / für Fahrzeuge mit AMG-Sportpaket		24.9936-0035.5	230047	ATE
				→	☐; für Fahrzeuge mit Sportpaket / für Fahrzeuge mit AMG-Sportpaket		24.9936-0036.5	230048	ATE
C 200 Kompressor (203.045)	120	05/00→06/02	←	☐; → 05/02		24.3571-1739.5	240944	TRW - Halter	
			←	☐; → 05/02		24.3571-1740.5	240945	TRW - Halter	
			→	☐; → 05/02		24.4361-0023.5	230089	ATE	
			→	☐; → 05/02		24.4361-0024.5	230090	ATE	
C 220 CDI (203.008)	110	02/03→02/07	←	☐; 02/04→; für Fahrzeuge ohne Sportpaket / für Fahrzeuge ohne AMG-Sportpaket		24.3571-1739.5	240944	TRW - Halter	
			←	☐; 02/04→; für Fahrzeuge ohne Sportpaket / für Fahrzeuge ohne AMG-Sportpaket		24.3571-1740.5	240945	TRW - Halter	
			→	☐; 02/04→; für Fahrzeuge ohne Sportpaket / für Fahrzeuge ohne AMG-Sportpaket		24.4361-0023.5	230089	ATE	
			→	☐; 02/04→; für Fahrzeuge ohne Sportpaket / für Fahrzeuge ohne AMG-Sportpaket		24.4361-0024.5	230090	ATE	
			→	☐; 02/04→; für Fahrzeuge mit Sportpaket / für Fahrzeuge mit AMG-Sportpaket		24.9936-0035.5	230047	ATE	
			→	☐; 02/04→; für Fahrzeuge mit Sportpaket / für Fahrzeuge mit AMG-Sportpaket		24.9936-0036.5	230048	ATE	
			→	☐; 02/04→; für Fahrzeuge mit Sportpaket / für Fahrzeuge mit AMG-Sportpaket		24.9936-0036.5	230048	ATE	
C 230 (203.052) C 280 (203.054)	150	01/05→02/07	←	☐; 06/05→; für Fahrzeuge ohne Sportpaket / für Fahrzeuge ohne AMG-Sportpaket		24.3571-1721.5	240910	TRW - Halter	
	170	01/05→02/07	←	☐; 06/05→; für Fahrzeuge ohne Sportpaket / für Fahrzeuge ohne AMG-Sportpaket		24.3571-1722.5	240911	TRW - Halter	
			→	☐; 06/05→		24.9936-0035.5	230047	ATE	









	kw			 	! #		
<b>MERCEDES-BENZ - C-KLASSE (W203) 05/00→12/07</b>							
<b>Bremssattel</b>							
C 230 (203.052) C 280 (203.054)	150 170	01/05→02/07 01/05→02/07	➔	☐; 06/05→		24.9936-0036.5 230048	ATE
C 230 Kompressor (203.040) C 240 (203.061) C 270 CDI (203.016) C 270 CDI (203.016) C 320 (203.064)	141 125 120 125 160	02/04→02/07 05/00→02/07 12/00→02/07 12/00→02/07 05/00→02/07	➔ ➔ ➔ ➔ ➔	☐; für Fahrzeuge ohne Sportpaket / für Fahrzeuge ohne AMG-Sportpaket ☐; für Fahrzeuge ohne Sportpaket / für Fahrzeuge ohne AMG-Sportpaket		24.3571-1721.5 240910 24.3571-1722.5 240911 24.9936-0035.5 230047 24.9936-0036.5 230048	TRW - Halter TRW - Halter ATE ATE
C 240 4-matic (203.081) C 320 4-matic (203.084)	125 160	07/02→02/07 07/02→02/07	➔ ➔	☐ ☐		24.9936-0035.5 230047 24.9936-0036.5 230048	ATE ATE
C 280 4-matic (203.092) C 350 (203.056) C 350 4-matic (203.087) C 320 CDI (203.020)	170 200 200 165	01/05→02/07 01/05→02/07 01/05→02/07 01/05→02/07	➔ ➔ ➔ ➔	☐; 06/05→ ☐; 06/05→ ☐; 02/05→ ☐; 02/05→		24.9936-0035.5 230047 24.9936-0036.5 230048 24.9936-0035.5 230047 24.9936-0036.5 230048	ATE ATE ATE ATE
<b>Dichtungssatz, Bremssattel</b>							
C 180 (203.035) C 230 Kompressor (203.040) C 240 (203.061) C 240 4-matic (203.081) C 270 CDI (203.016) C 270 CDI (203.016) C 320 (203.064) C 320 4-matic (203.084)	95 141 125 125 120 125 160 160	10/00→05/02 02/04→02/07 05/00→02/07 07/02→02/07 12/00→02/07 12/00→02/07 05/00→02/07 07/02→02/07	➔ ➔ ➔ ➔ ➔ ➔ ➔ ➔			13.0441-3609.2 250057	ATE
C 180 Kompressor (203.046) C 200 CDI (203.004) C 200 CDI (203.004) C 200 CDI (203.007) C 200 CGI Kompressor (203.043) C 200 Kompressor (203.042) C 220 CDI (203.006) C 220 CDI (203.006)	105 75 85 90 125 120 100 105	05/02→02/07 02/01→06/03 09/00→06/03 04/03→02/07 07/03→02/07 05/02→02/07 05/00→02/07 05/00→02/07	➔ ➔ ➔ ➔ ➔ ➔ ➔ ➔	für Fahrzeuge mit Sportpaket / für Fahr- zeuge mit AMG-Sportpaket für Fahrzeuge ohne Sportpaket / für Fahrzeuge ohne AMG-Sportpaket		13.0441-3609.2 250057	ATE ATE
C 200 Kompressor (203.045) C 220 CDI (203.008)	120 110	05/00→06/02 02/03→02/07	➔ ➔	→ 05/02 02/04→; für Fahrzeuge ohne Sportpaket / für Fahrzeuge ohne AMG-Sportpaket 02/04→; für Fahrzeuge mit Sportpaket / für Fahr- zeuge mit AMG-Sportpaket		13.0441-3609.2 250057 13.0441-3609.2 250057	ATE ATE
C 230 (203.052) C 280 (203.054) C 280 4-matic (203.092) C 350 (203.056) C 350 4-matic (203.087)	150 170 170 200 200	01/05→02/07 01/05→02/07 01/05→02/07 01/05→02/07 01/05→02/07	➔ ➔ ➔ ➔ ➔	06/05→		13.0441-3609.2 250057	ATE
C 30 CDI AMG (203.018) C 55 AMG (203.076) C 320 CDI (203.020)	170 270 165	01/03→02/07 02/04→02/07 01/05→02/07	➔ ➔ ➔			13.0441-4216.2 250093 13.0441-3609.2 250057	ATE ATE
C 32 AMG Kompressor (203.065)	260	02/01→02/07	➔	03/01→		13.0441-4216.2 250093	ATE
<b>Zubehörsatz, Bremssattel</b>							
C 180 (203.035) C 240 4-matic (203.081) C 320 4-matic (203.084)	95 125 160	10/00→05/02 07/02→02/07 07/02→02/07	➔ ➔ ➔			24.0101-3803.2 260101	TRW
C 180 Kompressor (203.046) C 200 CDI (203.007) C 200 CGI Kompressor (203.043) C 200 Kompressor (203.042) C 230 Kompressor (203.040) C 240 (203.061) C 270 CDI (203.016) C 270 CDI (203.016) C 320 (203.064)	105 90 125 120 141 125 120 125 160	05/02→02/07 04/03→02/07 07/03→02/07 05/02→02/07 02/04→02/07 05/00→02/07 12/00→02/07 12/00→02/07 05/00→02/07	➔ ➔ ➔ ➔ ➔ ➔ ➔ ➔ ➔	A 660227 / F 565689→; für Fahrzeuge mit Sportpaket / für Fahr- zeuge mit AMG-Sportpaket → A 660226 / F 565688; für Fahrzeuge mit Sportpaket / für Fahr- zeuge mit AMG-Sportpaket für Fahrzeuge ohne Sportpaket / für Fahrzeuge ohne AMG-Sportpaket		24.0101-3803.2 260101 24.0101-3803.2 260101 24.0101-3803.2 260101	TRW TRW TRW
↓							

















































































	kw			 	! #		
<b>MERCEDES-BENZ - C-KLASSE (W203) 05/00→12/07</b>							
<b>Zubehörsatz, Bremssattel</b>							
C 200 CDI (203.004)	75	02/01→06/03	←	für Fahrzeuge mit Sportpaket / für Fahrzeuge mit AMG-Sportpaket		24.0101-3803.2 260101	TRW
C 200 CDI (203.004)	85	09/00→06/03					
C 220 CDI (203.006)	100	05/00→02/07	←	für Fahrzeuge ohne Sportpaket / für Fahrzeuge ohne AMG-Sportpaket		24.0101-3803.2 260101	TRW
C 220 CDI (203.006)	105	05/00→02/07					
C 200 Kompressor (203.045)	120	05/00→06/02	←	→ 05/02		24.0101-3803.2 260101	TRW
C 220 CDI (203.008)	110	02/03→02/07	←	A 660227 / F 565689→; für Fahrzeuge mit Sportpaket / für Fahrzeuge mit AMG-Sportpaket		24.0101-3803.2 260101	TRW
			←	02/04→; → A 660226 / F 565688; für Fahrzeuge mit Sportpaket / für Fahrzeuge mit AMG-Sportpaket		24.0101-3803.2 260101	TRW
			←	02/04→; für Fahrzeuge ohne Sportpaket / für Fahrzeuge ohne AMG-Sportpaket		24.0101-3803.2 260101	TRW
C 230 (203.052)	150	01/05→02/07	←	06/05→; für Fahrzeuge ohne Sportpaket / für Fahrzeuge ohne AMG-Sportpaket		24.0101-3803.2 260101	TRW
C 280 (203.054)	170	01/05→02/07					
C 280 4-matic (203.092)	170	01/05→02/07	←	06/05→; für Fahrzeuge mit Sportpaket / für Fahrzeuge mit AMG-Sportpaket		24.0101-3803.2 260101	TRW
C 320 CDI (203.020)	165	01/05→02/07	←	02/05→; für Fahrzeuge ohne Sportpaket / für Fahrzeuge ohne AMG-Sportpaket		24.0101-3803.2 260101	TRW
C 350 (203.056)	200	01/05→02/07	←	06/05→; für Fahrzeuge ohne Sportpaket / für Fahrzeuge ohne AMG-Sportpaket		24.0101-3803.2 260101	TRW
<b>Schraube, Bremssattel</b>							
C 240 4-matic (203.081)	125	07/02→02/07			2	13.8190-0330.1 990134	M12x1,5
C 320 4-matic (203.084)	160	07/02→02/07					
C 280 4-matic (203.092)	170	01/05→02/07		06/05→; für Fahrzeuge ohne Sportpaket / für Fahrzeuge ohne AMG-Sportpaket	2	13.8190-0330.1 990134	M12x1,5
C 350 4-matic (203.087)	200	01/05→02/07					
<b>Bremsschlauch</b>							
C 180 (203.035)	95	10/00→05/02	←		2	83.7705-0386.3 330828	L= 385
C 180 Kompressor (203.046)	105	05/02→02/07	→		2	24.5123-0281.3 330877	L= 280
C 200 CDI (203.004)	75	02/01→06/03					
C 200 CDI (203.004)	85	09/00→06/03					
C 200 CDI (203.007)	90	04/03→02/07					
C 200 CGI Kompressor (203.043)	125	07/03→02/07					
C 200 Kompressor (203.042)	120	05/02→02/07					
C 220 CDI (203.006)	100	05/00→02/07					
C 220 CDI (203.006)	105	05/00→02/07					
C 230 Kompressor (203.040)	141	02/04→02/07					
C 240 (203.061)	125	05/00→02/07					
C 270 CDI (203.016)	120	12/00→02/07					
C 270 CDI (203.016)	125	12/00→02/07					
C 30 CDI AMG (203.018)	170	01/03→02/07					
C 320 (203.064)	160	05/00→02/07					
C 55 AMG (203.076)	270	02/04→02/07					
C 200 Kompressor (203.045)	120	05/00→06/02	←	→ 05/02	2	83.7705-0386.3 330828	L= 385
			→	→ 05/02	2	24.5123-0281.3 330877	L= 280
C 220 CDI (203.008)	110	02/03→02/07	←	02/04→	2	83.7705-0386.3 330828	L= 385
			→	02/04→	2	24.5123-0281.3 330877	L= 280
C 230 (203.052)	150	01/05→02/07	←	06/05→	2	83.7705-0386.3 330828	L= 385
C 280 (203.054)	170	01/05→02/07					
C 350 (203.056)	200	01/05→02/07	→	06/05→	2	24.5123-0281.3 330877	L= 280
C 240 4-matic (203.081)	125	07/02→02/07	→		2	24.5123-0281.3 330877	L= 280
C 320 4-matic (203.084)	160	07/02→02/07					
C 280 4-matic (203.092)	170	01/05→02/07	→	06/05→	2	24.5123-0281.3 330877	L= 280
C 350 4-matic (203.087)	200	01/05→02/07					
C 320 CDI (203.020)	165	01/05→02/07	←	02/05→	2	83.7705-0386.3 330828	L= 385
			→	02/05→	2	24.5123-0281.3 330877	L= 280
C 32 AMG Kompressor (203.065)	260	02/01→02/07	←	03/01→	2	83.7705-0386.3 330828	L= 385
			→	03/01→	2	24.5123-0281.3 330877	L= 280









	kw			 	! #		
<b>MERCEDES-BENZ - C-KLASSE (W204) 01/07→01/15</b>							
 <b>Bremssattel</b>							
C 180 CDI (204.000) C 200 CDI (204.001)	88 100	04/10→03/14 11/09→03/14	←  ;	☐; für Fahrzeuge mit Sportpaket / für Fahrzeuge mit AMG-Sportpaket	24.3606-1703.5	240587	TRW - Halter
			←  ;	☐; für Fahrzeuge mit Sportpaket / für Fahrzeuge mit AMG-Sportpaket	24.3606-1704.5	240588	TRW - Halter
			←  ;	☐; für Fahrzeuge ohne Sportpaket / für Fahrzeuge ohne AMG-Sportpaket	24.3606-1705.7	220993	TRW - Halter
			←  ;	☐; für Fahrzeuge ohne Sportpaket / für Fahrzeuge ohne AMG-Sportpaket	24.3606-1706.7	220994	TRW - Halter
			→  ;	☐; für Fahrzeuge ohne Sportpaket / für Fahrzeuge ohne AMG-Sportpaket; GG	24.3381-9953.5	240976	ATE - Halter
			→  ;	☐; für Fahrzeuge ohne Sportpaket / für Fahrzeuge ohne AMG-Sportpaket; GG	24.3381-9954.5	240977	ATE - Halter
			→  ;	☐; für Fahrzeuge mit Sportpaket / für Fahrzeuge mit AMG-Sportpaket	24.3386-9991.5	241003	ATE - Halter
			→  ;	☐; für Fahrzeuge ohne Sportpaket / für Fahrzeuge ohne AMG-Sportpaket; ALU	24.3386-9991.5	241003	ATE - Halter
			→  ;	☐; für Fahrzeuge ohne Sportpaket / für Fahrzeuge ohne AMG-Sportpaket; ALU	24.3386-9992.5	241004	ATE - Halter
			→  ;	☐; für Fahrzeuge mit Sportpaket / für Fahrzeuge mit AMG-Sportpaket	24.3386-9992.5	241004	ATE - Halter
C 180 CGI (204.031) C 180 CGI (204.049)	115 115	01/08→01/14 01/07→01/14	←  ;	☐; 04/09→; für Fahrzeuge mit Sportpaket / für Fahrzeuge mit AMG-Sportpaket	24.3606-1703.5	240587	TRW - Halter
			←  ;	☐; 04/09→; für Fahrzeuge mit Sportpaket / für Fahrzeuge mit AMG-Sportpaket	24.3606-1704.5	240588	TRW - Halter
			←  ;	☐; 04/09→; für Fahrzeuge ohne Sportpaket / für Fahrzeuge ohne AMG-Sportpaket	24.3606-1705.7	220993	TRW - Halter
			←  ;	☐; 04/09→; für Fahrzeuge ohne Sportpaket / für Fahrzeuge ohne AMG-Sportpaket	24.3606-1706.7	220994	TRW - Halter
			→  ;	☐; 04/09→; GG	24.3381-9953.5	240976	ATE - Halter
			→  ;	☐; 04/09→; GG	24.3381-9954.5	240977	ATE - Halter
			→  ;	☐; 04/09→; ALU	24.3386-9991.5	241003	ATE - Halter
			→  ;	☐; 04/09→; ALU	24.3386-9992.5	241004	ATE - Halter
C 180 Kompressor (204.044, 204.045)	115	01/08→01/14	←  ;	☐; für Fahrzeuge mit Sportpaket / für Fahrzeuge mit AMG-Sportpaket	24.3606-1703.5	240587	TRW - Halter
			←  ;	☐; für Fahrzeuge mit Sportpaket / für Fahrzeuge mit AMG-Sportpaket	24.3606-1704.5	240588	TRW - Halter
			←  ;	☐; für Fahrzeuge ohne Sportpaket / für Fahrzeuge ohne AMG-Sportpaket	24.3606-1705.7	220993	TRW - Halter
			←  ;	☐; für Fahrzeuge ohne Sportpaket / für Fahrzeuge ohne AMG-Sportpaket	24.3606-1706.7	220994	TRW - Halter
			→  ;	☐; GG	24.3381-9953.5	240976	ATE - Halter
			→  ;	☐; GG	24.3381-9954.5	240977	ATE - Halter
			→  ;	☐; ALU	24.3386-9991.5	241003	ATE - Halter
			→  ;	☐; ALU	24.3386-9992.5	241004	ATE - Halter
C 180 Kompressor (204.046) C 200 CDI (204.007, 204.006)	115 100	01/07→01/14 01/07→12/09	←  ;	☐; 03/07→; für Fahrzeuge mit Sportpaket / für Fahrzeuge mit AMG-Sportpaket	24.3606-1703.5	240587	TRW - Halter
			←  ;	☐; 03/07→; für Fahrzeuge mit Sportpaket / für Fahrzeuge mit AMG-Sportpaket	24.3606-1704.5	240588	TRW - Halter
			←  ;	☐; 03/07→; für Fahrzeuge ohne Sportpaket / für Fahrzeuge ohne AMG-Sportpaket	24.3606-1705.7	220993	TRW - Halter
↓							


















	kw			 	! #						
<b>MERCEDES-BENZ - C-KLASSE (W204) 01/07→01/15</b>											
 <b>Bremssattel</b>											
C 180 Kompressor (204.046) C 200 CDI (204.007, 204.006)	115	01/07→01/14	←	☐; 03/07→; für Fahrzeuge ohne Sportpaket / für Fahrzeuge ohne AMG-Sportpaket		24.3606-1706.7	220994	TRW - Halter			
	100	01/07→12/09	→	☐; 03/07→; GG		24.3381-9953.5	240976	ATE - Halter			
			→	☐; 03/07→; GG		24.3381-9954.5	240977	ATE - Halter			
			→	☐; 03/07→; ALU		24.3386-9991.5	241003	ATE - Halter			
			→	☐; 03/07→; ALU		24.3386-9992.5	241004	ATE - Halter			
C 200 CGI (204.048)	135	01/07→01/14	←	☐; 04/09→; für Fahrzeuge mit Sportpaket / für Fahrzeuge mit AMG-Sportpaket		24.3606-1703.5	240587	TRW - Halter			
			←	☐; 04/09→; für Fahrzeuge mit Sportpaket / für Fahrzeuge mit AMG-Sportpaket		24.3606-1704.5	240588	TRW - Halter			
			←	☐; 04/09→; für Fahrzeuge ohne Sportpaket / für Fahrzeuge ohne AMG-Sportpaket		24.3606-1707.7	221011	TRW - Halter			
			←	☐; 04/09→; für Fahrzeuge ohne Sportpaket / für Fahrzeuge ohne AMG-Sportpaket		24.3606-1708.7	221012	TRW - Halter			
			→	☐; 04/09→; GG		24.3381-9953.5	240976	ATE - Halter			
			→	☐; 04/09→; GG		24.3381-9954.5	240977	ATE - Halter			
			→	☐; 04/09→; ALU		24.3386-9991.5	241003	ATE - Halter			
			→	☐; 04/09→; ALU		24.3386-9992.5	241004	ATE - Halter			
			C 200 Kompressor (204.041) C 220 CDI (204.008) C 220 CDI (204.008) C 230 (204.052)	135	01/07→01/14	←	☐; 03/07→; für Fahrzeuge mit Sportpaket / für Fahrzeuge mit AMG-Sportpaket		24.3606-1703.5	240587	TRW - Halter
120	01/07→11/08	←		☐; 03/07→; für Fahrzeuge mit Sportpaket / für Fahrzeuge mit AMG-Sportpaket		24.3606-1704.5	240588	TRW - Halter			
125	01/07→11/08										
150	01/07→01/14										
←	☐; 03/07→; für Fahrzeuge ohne Sportpaket / für Fahrzeuge ohne AMG-Sportpaket								24.3606-1707.7	221011	TRW - Halter
←	☐; 03/07→; für Fahrzeuge ohne Sportpaket / für Fahrzeuge ohne AMG-Sportpaket								24.3606-1708.7	221012	TRW - Halter
→	☐; 03/07→; GG								24.3381-9953.5	240976	ATE - Halter
→	☐; 03/07→; GG								24.3381-9954.5	240977	ATE - Halter
→	☐; 03/07→; ALU								24.3386-9991.5	241003	ATE - Halter
→	☐; 03/07→; ALU								24.3386-9992.5	241004	ATE - Halter
C 220 CDI (204.002) C 220 CDI (204.002) C 250 CGI (204.047)	120	10/08→01/14	←	☐; für Fahrzeuge mit Sportpaket / für Fahrzeuge mit AMG-Sportpaket		24.3606-1703.5	240587	TRW - Halter			
	125	12/08→01/14	←	☐; für Fahrzeuge mit Sportpaket / für Fahrzeuge mit AMG-Sportpaket		24.3606-1704.5	240588	TRW - Halter			
	150	07/09→01/14	←	☐; für Fahrzeuge ohne Sportpaket / für Fahrzeuge ohne AMG-Sportpaket		24.3606-1707.7	221011	TRW - Halter			
			←	☐; für Fahrzeuge ohne Sportpaket / für Fahrzeuge ohne AMG-Sportpaket		24.3606-1708.7	221012	TRW - Halter			
			→	☐; GG		24.3381-9953.5	240976	ATE - Halter			
			→	☐; GG		24.3381-9954.5	240977	ATE - Halter			
			→	☐; ALU		24.3386-9991.5	241003	ATE - Halter			
			→	☐; ALU		24.3386-9992.5	241004	ATE - Halter			
C 220 CDI 4-matic (204.084) C 230 4-matic (204.085)	125	02/13→01/14	←	☐; für Fahrzeuge ohne Sportpaket / für Fahrzeuge ohne AMG-Sportpaket		24.3606-1709.5	241209	TRW - Halter			
	150	07/07→01/14	←	☐; für Fahrzeuge ohne Sportpaket / für Fahrzeuge ohne AMG-Sportpaket		24.3606-1710.5	241210	TRW - Halter			
			→	☐; GG		24.3381-9953.5	240976	ATE - Halter			
			→	☐; GG		24.3381-9954.5	240977	ATE - Halter			
			→	☐; ALU		24.3386-9991.5	241003	ATE - Halter			
			→	☐; ALU		24.3386-9992.5	241004	ATE - Halter			
			↓								

	kw			 	! #		
<b>MERCEDES-BENZ - C-KLASSE (W204) 01/07→01/15</b>							
 <b>Bremssattel</b>							
C 250 CDI (204.003)	150	08/08→01/14	←  ;	für Fahrzeuge mit Sportpaket / für Fahrzeuge mit AMG-Sportpaket	24.3606-1703.5	240587	TRW - Halter
			←  ;	für Fahrzeuge mit Sportpaket / für Fahrzeuge mit AMG-Sportpaket	24.3606-1704.5	240588	TRW - Halter
			←  ;	für Fahrzeuge ohne Sportpaket / für Fahrzeuge ohne AMG-Sportpaket	24.3606-1707.7	221011	TRW - Halter
			←  ;	für Fahrzeuge ohne Sportpaket / für Fahrzeuge ohne AMG-Sportpaket	24.3606-1708.7	221012	TRW - Halter
			→  ;	GG	24.3401-9931.5	241103	ATE - Halter
			→  ;	GG	24.3401-9932.5	241104	ATE - Halter
			→  ;	ALU	24.3406-9961.5	241019	ATE - Halter
			→  ;	ALU	24.3406-9962.5	241020	ATE - Halter
C 250 CDI 4-matic (204.082)	150	01/11→01/14	←  ;	für Fahrzeuge mit Sportpaket / für Fahrzeuge mit AMG-Sportpaket	24.3601-1721.5	240629	TRW - Halter
			←  ;	für Fahrzeuge mit Sportpaket / für Fahrzeuge mit AMG-Sportpaket	24.3601-1722.5	240630	TRW - Halter
			←  ;	für Fahrzeuge ohne Sportpaket / für Fahrzeuge ohne AMG-Sportpaket	24.3606-1709.5	241209	TRW - Halter
			←  ;	für Fahrzeuge ohne Sportpaket / für Fahrzeuge ohne AMG-Sportpaket	24.3606-1710.5	241210	TRW - Halter
			→  ;	für Fahrzeuge mit Sportpaket / für Fahrzeuge mit AMG-Sportpaket; GG	24.3381-9953.5	240976	ATE - Halter
			→  ;	für Fahrzeuge mit Sportpaket / für Fahrzeuge mit AMG-Sportpaket; GG	24.3381-9954.5	240977	ATE - Halter
			→  ;	für Fahrzeuge mit Sportpaket / für Fahrzeuge mit AMG-Sportpaket; ALU	24.3386-9991.5	241003	ATE - Halter
			→  ;	für Fahrzeuge mit Sportpaket / für Fahrzeuge mit AMG-Sportpaket; ALU	24.3386-9992.5	241004	ATE - Halter
			→  ;	für Fahrzeuge ohne Sportpaket / für Fahrzeuge ohne AMG-Sportpaket; GG	24.3401-9931.5	241103	ATE - Halter
			→  ;	für Fahrzeuge ohne Sportpaket / für Fahrzeuge ohne AMG-Sportpaket; GG	24.3401-9932.5	241104	ATE - Halter
			→  ;	für Fahrzeuge ohne Sportpaket / für Fahrzeuge ohne AMG-Sportpaket; ALU	24.3406-9961.5	241019	ATE - Halter
			→  ;	für Fahrzeuge ohne Sportpaket / für Fahrzeuge ohne AMG-Sportpaket; ALU	24.3406-9962.5	241020	ATE - Halter
C 280 (204.054)	170	01/07→01/14	←  ;	03/07→; für Fahrzeuge ohne Sportpaket / für Fahrzeuge ohne AMG-Sportpaket	24.3606-1707.7	221011	TRW - Halter
			←  ;	03/07→; für Fahrzeuge ohne Sportpaket / für Fahrzeuge ohne AMG-Sportpaket	24.3606-1708.7	221012	TRW - Halter
			←  ;	03/07→; für Fahrzeuge mit Sportpaket / für Fahrzeuge mit AMG-Sportpaket	24.3606-1711.5	240780	TRW - Halter
			←  ;	03/07→; für Fahrzeuge mit Sportpaket / für Fahrzeuge mit AMG-Sportpaket	24.3606-1712.5	240781	TRW - Halter
			→  ;	03/07→; GG	24.3381-9953.5	240976	ATE - Halter
			→  ;	03/07→; GG	24.3381-9954.5	240977	ATE - Halter
			→  ;	03/07→; ALU	24.3386-9991.5	241003	ATE - Halter
			→  ;	03/07→; ALU	24.3386-9992.5	241004	ATE - Halter
C 280 4-matic (204.081)	170	07/07→01/14	←  ;	für Fahrzeuge mit Sportpaket / für Fahrzeuge mit AMG-Sportpaket	24.3601-1721.5	240629	TRW - Halter
			↓				








	kw			 	! #		
<b>MERCEDES-BENZ - C-KLASSE (W204) 01/07→01/15</b>							
 <b>Bremssattel</b>							
C 280 4-matic (204.081)	170	07/07→01/14	←	 ; für Fahrzeuge mit Sportpaket / für Fahrzeuge mit AMG-Sportpaket	24.3601-1722.5	240630	TRW - Halter
			←	 ; für Fahrzeuge ohne Sportpaket / für Fahrzeuge ohne AMG-Sportpaket	24.3606-1709.5	241209	TRW - Halter
			←	 ; für Fahrzeuge ohne Sportpaket / für Fahrzeuge ohne AMG-Sportpaket	24.3606-1710.5	241210	TRW - Halter
			→	 ; GG	24.3381-9953.5	240976	ATE - Halter
			→	 ; GG	24.3381-9954.5	240977	ATE - Halter
			→	 ; ALU	24.3386-9991.5	241003	ATE - Halter
			→	 ; ALU	24.3386-9992.5	241004	ATE - Halter
C 300 (204.054)	170	07/09→01/14	←	 ; für Fahrzeuge ohne Sportpaket / für Fahrzeuge ohne AMG-Sportpaket	24.3606-1707.7	221011	TRW - Halter
			←	 ; für Fahrzeuge ohne Sportpaket / für Fahrzeuge ohne AMG-Sportpaket	24.3606-1708.7	221012	TRW - Halter
			←	 ; für Fahrzeuge mit Sportpaket / für Fahrzeuge mit AMG-Sportpaket	24.3606-1711.5	240780	TRW - Halter
			←	 ; für Fahrzeuge mit Sportpaket / für Fahrzeuge mit AMG-Sportpaket	24.3606-1712.5	240781	TRW - Halter
			→	 ; GG	24.3381-9953.5	240976	ATE - Halter
			→	 ; GG	24.3381-9954.5	240977	ATE - Halter
			→	 ; ALU	24.3386-9991.5	241003	ATE - Halter
			→	 ; ALU	24.3386-9992.5	241004	ATE - Halter
C 300 (204.055) C 350 (204.057)	185 225	02/11→01/14 01/11→01/14	←	 ; für Fahrzeuge mit Sportpaket / für Fahrzeuge mit AMG-Sportpaket	24.3606-1711.5	240780	TRW - Halter
			←	 ; für Fahrzeuge mit Sportpaket / für Fahrzeuge mit AMG-Sportpaket	24.3606-1712.5	240781	TRW - Halter
			→		24.3406-9961.5	241019	ATE - Halter
			→		24.3406-9962.5	241020	ATE - Halter
C 300 4-matic (204.080) C 350 4-matic (204.088)	185 225	02/11→01/14 01/11→01/14	←	 ; für Fahrzeuge mit Sportpaket / für Fahrzeuge mit AMG-Sportpaket	24.3601-1721.5	240629	TRW - Halter
			←	 ; für Fahrzeuge mit Sportpaket / für Fahrzeuge mit AMG-Sportpaket	24.3601-1722.5	240630	TRW - Halter
			←	 ; für Fahrzeuge ohne Sportpaket / für Fahrzeuge ohne AMG-Sportpaket	24.3601-1723.5	240631	TRW - Halter
			←	 ; für Fahrzeuge ohne Sportpaket / für Fahrzeuge ohne AMG-Sportpaket	24.3601-1724.5	240632	TRW - Halter
			→		24.3406-9961.5	241019	ATE - Halter
			→		24.3406-9962.5	241020	ATE - Halter
			C 300 4-matic (204.081)	170	07/07→01/14	←	 ; 04/09→; für Fahrzeuge mit Sportpaket / für Fahrzeuge mit AMG-Sportpaket
←	 ; 04/09→; für Fahrzeuge mit Sportpaket / für Fahrzeuge mit AMG-Sportpaket	24.3601-1722.5				240630	TRW - Halter
←	 ; 04/09→; für Fahrzeuge ohne Sportpaket / für Fahrzeuge ohne AMG-Sportpaket	24.3606-1709.5				241209	TRW - Halter
←	 ; 04/09→; für Fahrzeuge ohne Sportpaket / für Fahrzeuge ohne AMG-Sportpaket	24.3606-1710.5				241210	TRW - Halter
→	 ; 04/09→; GG	24.3381-9953.5				240976	ATE - Halter
→	 ; 04/09→; GG	24.3381-9954.5				240977	ATE - Halter
→	 ; 04/09→; ALU	24.3386-9991.5				241003	ATE - Halter
→	 ; 04/09→; ALU	24.3386-9992.5				241004	ATE - Halter
↓							

	kw			 	! #		
<b>MERCEDES-BENZ - C-KLASSE (W204) 01/07→01/15</b>							
<b> Bremssattel</b>							
C 300 CDI 4-matic (204.092)	170	01/11→01/14	←	☐; für Fahrzeuge mit Sportpaket / für Fahrzeuge mit AMG-Sportpaket		24.3601-1721.5 240629	TRW - Halter
C 320 CDI 4-matic (204.089)	165	07/07→01/14	←	☐; für Fahrzeuge mit Sportpaket / für Fahrzeuge mit AMG-Sportpaket		24.3601-1722.5 240630	TRW - Halter
C 350 4-matic (204.087)	200	07/07→01/14	←	☐; für Fahrzeuge mit Sportpaket / für Fahrzeuge mit AMG-Sportpaket		24.3601-1723.5 240631	TRW - Halter
C 350 CDI 4-matic (204.089)	165	07/09→01/14	←	☐; für Fahrzeuge ohne Sportpaket / für Fahrzeuge ohne AMG-Sportpaket		24.3601-1724.5 240632	TRW - Halter
C 350 CDI 4-matic (204.092)	170	10/09→01/14	←	☐; für Fahrzeuge ohne Sportpaket / für Fahrzeuge ohne AMG-Sportpaket		24.3401-9931.5 241103	ATE - Halter
			→	☐; GG		24.3401-9932.5 241104	ATE - Halter
			→	☐; ALU		24.3406-9961.5 241019	ATE - Halter
			→	☐; ALU		24.3406-9962.5 241020	ATE - Halter
C 320 CDI (204.022)	165	01/07→01/14	←	☐; 03/07→; für Fahrzeuge mit Sportpaket / für Fahrzeuge mit AMG-Sportpaket		24.3606-1711.5 240780	TRW - Halter
C 350 (204.056)	200	01/07→01/14	←	☐; 03/07→; für Fahrzeuge mit Sportpaket / für Fahrzeuge mit AMG-Sportpaket		24.3401-9931.5 241103	ATE - Halter
			→	☐; 03/07→; GG		24.3401-9932.5 241104	ATE - Halter
			→	☐; 03/07→; ALU		24.3406-9961.5 241019	ATE - Halter
			→	☐; 03/07→; ALU		24.3406-9962.5 241020	ATE - Halter
C 350 CDI (204.022)	165	07/09→01/14	→	☐; GG		24.3606-1711.5 240780	TRW - Halter
C 350 CDI (204.023)	195	06/11→01/14	→	☐; GG		24.3401-9931.5 241103	ATE - Halter
			→	☐; ALU		24.3401-9932.5 241104	ATE - Halter
			→	☐; ALU		24.3406-9961.5 241019	ATE - Halter
			→	☐; ALU		24.3406-9962.5 241020	ATE - Halter
C 350 CDI (204.025)	170	10/09→01/14	←	☐; für Fahrzeuge mit Sportpaket / für Fahrzeuge mit AMG-Sportpaket		24.3606-1712.5 240781	TRW - Halter
C 350 CGI (204.065)	215	09/08→01/14	←	☐; für Fahrzeuge mit Sportpaket / für Fahrzeuge mit AMG-Sportpaket		24.3401-9931.5 241103	ATE - Halter
			→	☐; GG		24.3401-9932.5 241104	ATE - Halter
			→	☐; ALU		24.3406-9961.5 241019	ATE - Halter
			→	☐; ALU		24.3406-9962.5 241020	ATE - Halter
<b>Feder, Bremssattel</b>							
C 180 CDI (204.000)	88	04/10→03/14		für Fahrzeuge mit Sportpaket / für Fahrzeuge mit AMG-Sportpaket	2	11.8116-0340.1 390595	ATE
C 200 CDI (204.001)	100	11/09→03/14		für Fahrzeuge ohne Sportpaket / für Fahrzeuge ohne AMG-Sportpaket	2	11.8116-0340.1 390595	ATE
C 250 CDI 4-matic (204.082)	150	01/11→01/14					
C 180 CGI (204.031)	115	01/08→01/14		04/09→	2	11.8116-0340.1 390595	ATE
C 180 CGI (204.049)	115	01/07→01/14					
C 200 CGI (204.048)	135	01/07→01/14					
C 300 4-matic (204.081)	170	07/07→01/14					
C 180 Kompressor (204.044, 204.045)	115	01/08→01/14			2	11.8116-0340.1 390595	ATE
C 220 CDI (204.002)	120	10/08→01/14					
C 220 CDI (204.002)	125	12/08→01/14					
C 220 CDI 4-matic (204.084)	125	02/13→01/14					
C 230 4-matic (204.085)	150	07/07→01/14					
C 250 CDI (204.003)	150	08/08→01/14					
C 250 CGI (204.047)	150	07/09→01/14					
C 280 4-matic (204.081)	170	07/07→01/14					
C 300 (204.054)	170	07/09→01/14					
C 300 (204.055)	185	02/11→01/14					
C 300 4-matic (204.080)	185	02/11→01/14					
C 300 CDI 4-matic (204.092)	170	01/11→01/14					
C 320 CDI 4-matic (204.089)	165	07/07→01/14					
C 350 (204.057)	225	01/11→01/14					
C 350 4-matic (204.087)	200	07/07→01/14					
C 350 4-matic (204.088)	225	01/11→01/14					
C 350 CDI (204.022)	165	07/09→01/14					

	kW			 	! #		
<b>MERCEDES-BENZ - C-KLASSE (W204) 01/07→01/15</b>							
<b>Feder, Bremssattel</b>							
C 350 CDI (204.023)	195	06/11→01/14			2	11.8116-0340.1 390595	ATE
C 350 CDI (204.025)	170	10/09→01/14					
C 350 CDI 4-matic (204.089)	165	07/09→01/14					
C 350 CDI 4-matic (204.092)	170	10/09→01/14					
C 350 CGI (204.065)	215	09/08→01/14					
C 180 Kompressor (204.046)	115	01/07→01/14		03/07→	2	11.8116-0340.1 390595	ATE
C 200 CDI (204.007, 204.006)	100	01/07→12/09					
C 200 Kompressor (204.041)	135	01/07→01/14					
C 220 CDI (204.008)	120	01/07→11/08					
C 220 CDI (204.008)	125	01/07→11/08					
C 230 (204.052)	150	01/07→01/14					
C 280 (204.054)	170	01/07→01/14					
C 320 CDI (204.022)	165	01/07→01/14					
C 350 (204.056)	200	01/07→01/14					
<b>Führungshülzensatz, Bremssattel</b>							
C 180 CDI (204.000)	88	04/10→03/14	➔	für Fahrzeuge mit Sportpaket / für Fahrzeuge mit AMG-Sportpaket		11.0101-5407.2 260011	ATE
C 200 CDI (204.001)	100	11/09→03/14					
C 250 CDI 4-matic (204.082)	150	01/11→01/14	➔	für Fahrzeuge ohne Sportpaket / für Fahrzeuge ohne AMG-Sportpaket		11.0101-5407.2 260011	ATE
C 180 CGI (204.031)	115	01/08→01/14	➔	04/09→		11.0101-5407.2 260011	ATE
C 180 CGI (204.049)	115	01/07→01/14					
C 200 CGI (204.048)	135	01/07→01/14					
C 300 4-matic (204.081)	170	07/07→01/14					
C 180 Kompressor (204.044, 204.045)	115	01/08→01/14	➔			11.0101-5407.2 260011	ATE
C 220 CDI (204.002)	120	10/08→01/14					
C 220 CDI (204.002)	125	12/08→01/14					
C 220 CDI 4-matic (204.084)	125	02/13→01/14					
C 230 4-matic (204.085)	150	07/07→01/14					
C 250 CDI (204.003)	150	08/08→01/14					
C 250 CGI (204.047)	150	07/09→01/14					
C 280 4-matic (204.081)	170	07/07→01/14					
C 300 (204.054)	170	07/09→01/14					
C 300 (204.055)	185	02/11→01/14					
C 300 4-matic (204.080)	185	02/11→01/14					
C 300 CDI 4-matic (204.092)	170	01/11→01/14					
C 320 CDI 4-matic (204.089)	165	07/07→01/14					
C 350 (204.057)	225	01/11→01/14					
C 350 4-matic (204.087)	200	07/07→01/14					
C 350 4-matic (204.088)	225	01/11→01/14					
C 350 CDI (204.022)	165	07/09→01/14					
C 350 CDI (204.023)	195	06/11→01/14					
C 350 CDI (204.025)	170	10/09→01/14					
C 350 CDI 4-matic (204.089)	165	07/09→01/14					
C 350 CDI 4-matic (204.092)	170	10/09→01/14					
C 350 CGI (204.065)	215	09/08→01/14					
C 180 Kompressor (204.046)	115	01/07→01/14	➔	03/07→		11.0101-5407.2 260011	ATE
C 200 CDI (204.007, 204.006)	100	01/07→12/09					
C 200 Kompressor (204.041)	135	01/07→01/14					
C 220 CDI (204.008)	120	01/07→11/08					
C 220 CDI (204.008)	125	01/07→11/08					
C 230 (204.052)	150	01/07→01/14					
C 280 (204.054)	170	01/07→01/14					
C 320 CDI (204.022)	165	01/07→01/14					
C 350 (204.056)	200	01/07→01/14					
<b>Führungsbolzen, Bremssattel</b>							
C 180 CDI (204.000)	88	04/10→03/14		für Fahrzeuge mit Sportpaket / für Fahrzeuge mit AMG-Sportpaket	2	11.8171-0008.1 990049	ATE
C 200 CDI (204.001)	100	11/09→03/14					
C 250 CDI 4-matic (204.082)	150	01/11→01/14		für Fahrzeuge ohne Sportpaket / für Fahrzeuge ohne AMG-Sportpaket	2	11.8171-0008.1 990049	ATE
C 180 CGI (204.031)	115	01/08→01/14		04/09→	2	11.8171-0008.1 990049	ATE
C 180 CGI (204.049)	115	01/07→01/14					
C 200 CGI (204.048)	135	01/07→01/14					
C 300 4-matic (204.081)	170	07/07→01/14					
C 180 Kompressor (204.044, 204.045)	115	01/08→01/14			2	11.8171-0008.1 990049	ATE
C 220 CDI (204.002)	120	10/08→01/14					

	kW			 	! #		
<b>MERCEDES-BENZ - C-KLASSE (W204) 01/07→01/15</b>							
<b>Führungsbolzen, Bremsattel</b>							
C 220 CDI (204.002)	125	12/08→01/14			2	11.8171-0008.1 990049	ATE
C 220 CDI 4-matic (204.084)	125	02/13→01/14					
C 230 4-matic (204.085)	150	07/07→01/14					
C 250 CDI (204.003)	150	08/08→01/14					
C 250 CGI (204.047)	150	07/09→01/14					
C 280 4-matic (204.081)	170	07/07→01/14					
C 300 (204.054)	170	07/09→01/14					
C 300 (204.055)	185	02/11→01/14					
C 300 4-matic (204.080)	185	02/11→01/14					
C 300 CDI 4-matic (204.092)	170	01/11→01/14					
C 320 CDI 4-matic (204.089)	165	07/07→01/14					
C 350 (204.057)	225	01/11→01/14					
C 350 4-matic (204.087)	200	07/07→01/14					
C 350 4-matic (204.088)	225	01/11→01/14					
C 350 CDI (204.022)	165	07/09→01/14					
C 350 CDI (204.023)	195	06/11→01/14					
C 350 CDI (204.025)	170	10/09→01/14					
C 350 CDI 4-matic (204.089)	165	07/09→01/14					
C 350 CDI 4-matic (204.092)	170	10/09→01/14					
C 350 CGI (204.065)	215	09/08→01/14					
C 180 Kompressor (204.046)	115	01/07→01/14		03/07→	2	11.8171-0008.1 990049	ATE
C 200 CDI (204.007, 204.006)	100	01/07→12/09					
C 200 Kompressor (204.041)	135	01/07→01/14					
C 220 CDI (204.008)	120	01/07→11/08					
C 220 CDI (204.008)	125	01/07→11/08					
C 230 (204.052)	150	01/07→01/14					
C 280 (204.054)	170	01/07→01/14					
C 320 CDI (204.022)	165	01/07→01/14					
C 350 (204.056)	200	01/07→01/14					
<b> Bremsschlauch</b>							
C 180 CDI (204.000)	88	04/10→03/14	←		2	83.7705-0386.3 330828	L= 385
C 180 Kompressor (204.044, 204.045)	115	01/08→01/14	→		2	24.5172-0305.3 331312	L= 305
C 200 CDI (204.001)	100	11/09→03/14					
C 220 CDI (204.002)	120	10/08→01/14					
C 220 CDI (204.002)	125	12/08→01/14					
C 250 CGI (204.047)	150	07/09→01/14					
C 300 (204.054)	170	07/09→01/14					
C 300 (204.055)	185	02/11→01/14					
C 350 (204.057)	225	01/11→01/14					
C 350 CDI (204.022)	165	07/09→01/14					
C 350 CDI (204.023)	195	06/11→01/14					
C 350 CDI (204.025)	170	10/09→01/14					
C 350 CGI (204.065)	215	09/08→01/14					
C 180 CGI (204.031)	115	01/08→01/14	←	04/09→	2	83.7705-0386.3 330828	L= 385
C 180 CGI (204.049)	115	01/07→01/14					
C 200 CGI (204.048)	135	01/07→01/14	→	04/09→	2	24.5172-0305.3 331312	L= 305
C 180 Kompressor (204.046)	115	01/07→01/14	←	03/07→	2	83.7705-0386.3 330828	L= 385
C 200 CDI (204.007, 204.006)	100	01/07→12/09	→	03/07→	2	24.5172-0305.3 331312	L= 305
C 200 Kompressor (204.041)	135	01/07→01/14					
C 220 CDI (204.008)	120	01/07→11/08					
C 220 CDI (204.008)	125	01/07→11/08					
C 230 (204.052)	150	01/07→01/14					
C 280 (204.054)	170	01/07→01/14					
C 320 CDI (204.022)	165	01/07→01/14					
C 350 (204.056)	200	01/07→01/14					
C 220 CDI 4-matic (204.084)	125	02/13→01/14	←		2	24.5140-0455.3 331577	L= 455
C 230 4-matic (204.085)	150	07/07→01/14	→		2	24.5172-0305.3 331312	L= 305
C 250 CDI 4-matic (204.082)	150	01/11→01/14					
C 280 4-matic (204.081)	170	07/07→01/14					
C 300 4-matic (204.080)	185	02/11→01/14					
C 300 CDI 4-matic (204.092)	170	01/11→01/14					
C 320 CDI 4-matic (204.089)	165	07/07→01/14					
C 350 4-matic (204.087)	200	07/07→01/14					
C 350 4-matic (204.088)	225	01/11→01/14					
C 350 CDI 4-matic (204.089)	165	07/09→01/14					



	kW			 	! #		
<b>MERCEDES-BENZ - C-KLASSE (W204) 01/07→01/15</b>							
<b>Bremsschlauch</b>							
C 350 CDI 4-matic (204.092)	170	10/09→01/14	←		2	24.5140-0455.3 331577	L= 455
			→		2	24.5172-0305.3 331312	L= 305
C 250 CDI (204.003)	150	08/08→01/14	←	10/08→	2	83.7705-0386.3 330828	L= 385
			→	10/08→	2	24.5172-0305.3 331312	L= 305
C 300 4-matic (204.081)	170	07/07→01/14	←	04/09→	2	24.5140-0455.3 331577	L= 455
			→	04/09→	2	24.5172-0305.3 331312	L= 305
C 63 AMG (204.077)	336	02/08→01/14	←		2	24.5140-0405.3 331576	L= 405
C 63 AMG (204.077)	358	02/08→01/14	→		2	24.5172-0305.3 331312	L= 305
C 63 AMG (204.077)	373	02/08→01/14	→		2	24.5172-0305.3 331312	L= 305
<b>MERCEDES-BENZ - C-KLASSE (W205) 07/13→</b>							
<b>Führungshülzensatz, Bremssattel</b>							
AMG C 43 4-matic (205.064)	270	04/16→05/18	→			11.0101-5407.2 260011	ATE
AMG C 43 4-matic (205.064)	287	05/18→					
C 160 (205.044)	95	04/15→					
C 160 (205.075)	95	06/19→					
C 180 (205.040, 205.140)	115	03/14→					
C 180 (205.076)	115	06/19→					
C 180 BlueTEC / d (205.036)	85	05/14→05/18					
C 180 d (205.000)	90	05/18→					
C 200 (205.042)	135	12/13→08/18					
C 200 4-matic (205.043)	135	04/15→08/18					
C 200 BlueTEC / d (205.037)	100	05/14→05/18					
C 200 d (205.001)	118	05/18→					
C 200 d (205.007)	100	10/15→05/18					
C 200 d (205.011)	110	05/18→					
C 200 EQ Boost (205.077)	135	04/18→					
C 200 EQ Boost 4-matic (205.078)	135	04/18→					
C 220 BlueTEC / d (205.002, 205.004)	125	02/14→05/18					
C 220 BlueTEC / d (205.003)	120	03/14→05/16					
C 220 d (205.014)	143	05/18→					
C 220 d 4-matic (205.005)	125	04/15→05/18					
C 220 d 4-matic (205.015)	143	05/18→					
C 250 (205.045)	155	03/14→05/18					
C 250 BlueTEC / d (205.008, 205.006)	150	02/14→05/18					
C 250 BlueTEC / d 4-matic (205.009)	150	02/14→05/18					
C 300 (205.048)	180	09/15→08/18					
C 300 (205.083)	183	05/18→					
C 300 (205.083)	190	05/18→					
C 300 4-matic (205.084)	190	05/18→					
C 300 BlueTEC Hybrid / h (205.012)	150	05/14→05/18					
C 300 d (205.018)	180	06/18→					
C 300 d 4-matic (205.019)	180	06/18→					
C 300 de (205.013)	143	05/19→					
C 300 de (205.013)	225	05/19→					
C 300 e (205.053)	155	07/19→					
C 300 e (205.053)	235	07/19→					
C 300 e 4-matic (205.054)	155	07/19→					
C 300 EQ Boost (205.083)	190	05/19→					
C 300 EQ Boost 4-matic (205.084)	190	05/19→					
C 350 e (205.047)	155	02/15→08/18					
C 350 e (205.047)	205	02/15→08/18					
C 450 AMG 4-matic (205.064)	270	04/15→05/18					
<b>Führungsbolzen, Bremssattel</b>							
AMG C 43 4-matic (205.064)	270	04/16→05/18	→		2	11.8171-0008.1 990049	ATE
AMG C 43 4-matic (205.064)	287	05/18→					
C 180 d (205.000)	90	05/18→					
↓							



**MERCEDES-BENZ - C-KLASSE (W205) 07/13→**




















**Führungsbolzen, Bremsattel**




























C 200 d (205.001)	118	05/18→	➔		2	<b>11.8171-0008.1</b>	<b>990049</b>	ATE
C 200 d (205.011)	110	05/18→						
C 200 EQ Boost (205.077)	135	04/18→						
C 200 EQ Boost 4-matic (205.078)	135	04/18→						
C 220 d (205.014)	143	05/18→						
C 220 d 4-matic (205.015)	143	05/18→						
C 300 (205.083)	183	05/18→						
C 300 (205.083)	190	05/18→						
C 300 d (205.018)	180	06/18→						
C 300 d 4-matic (205.019)	180	06/18→						
C 450 AMG 4-matic (205.064)	270	04/15→05/18						
C 160 (205.044)	95	04/15→	➔			<b>11.8171-0008.1</b>	<b>990049</b>	ATE
C 160 (205.075)	95	06/19→						
C 180 (205.040, 205.140)	115	03/14→						
C 180 (205.076)	115	06/19→						
C 180 BlueTEC / d (205.036)	85	05/14→05/18						
C 200 (205.042)	135	12/13→08/18						
C 200 4-matic (205.043)	135	04/15→08/18						
C 200 BlueTEC / d (205.037)	100	05/14→05/18						
C 200 d (205.007)	100	10/15→05/18						
C 220 BlueTEC / d (205.002, 205.004)	125	02/14→05/18						
C 220 BlueTEC / d (205.003)	120	03/14→05/16						
C 220 d 4-matic (205.005)	125	04/15→05/18						
C 250 (205.045)	155	03/14→05/18						
C 250 BlueTEC / d (205.008, 205.006)	150	02/14→05/18						
C 250 BlueTEC / d 4-matic (205.009)	150	02/14→05/18						
C 300 (205.048)	180	09/15→08/18						
C 300 4-matic (205.084)	190	05/18→						
C 300 BlueTEC Hybrid / h (205.012)	150	05/14→05/18						
C 300 de (205.013)	143	05/19→						
C 300 de (205.013)	225	05/19→						
C 300 e (205.053)	155	07/19→						
C 300 e (205.053)	235	07/19→						
C 300 e 4-matic (205.054)	155	07/19→						
C 300 EQ Boost (205.083)	190	05/19→						
C 300 EQ Boost 4-matic (205.084)	190	05/19→						
C 350 e (205.047)	155	02/15→08/18						
C 350 e (205.047)	205	02/15→08/18						









**MERCEDES-BENZ - C-KLASSE Cabriolet (A205) 06/16→**









**Führungshülzensatz, Bremsattel**








AMG C 43 4-matic (205.464)	270	10/16→05/18	➔			<b>11.0101-5407.2</b>	<b>260011</b>	ATE
AMG C 43 4-matic (205.464)	287	05/18→						
C 180 (205.440)	115	06/16→						
C 180 (205.476)	115	06/19→						
C 200 (205.442)	135	06/16→05/18						
C 200 (205.480)	150	08/19→						
C 200 4-matic (205.443)	135	06/16→05/18						
C 200 d (205.401)	118	07/18→						
C 200 EQ Boost (205.477)	135	05/18→						
C 200 EQ Boost 4-matic (205.478)	135	05/18→						
C 220 d (205.404)	120	06/16→05/18						
C 220 d (205.404)	125	06/16→05/18						
C 220 d (205.414)	143	04/18→						
C 220 d 4-matic (205.405)	125	06/16→05/18						
C 220 d 4-matic (205.415)	143	06/18→						
C 250 (205.445)	155	06/16→05/18						
C 250 d (205.408)	150	06/16→05/18						
C 300 (205.448)	180	06/16→05/18						
C 300 (205.483)	190	05/18→						

	kW			 	! #		
<b>MERCEDES-BENZ - C-KLASSE Cabriolet (A205) 06/16 →</b>							
<b>Führungshülzensatz, Bremsattel</b>							
C 300 d (205.418)	180	07/18 →	➔			11.0101-5407.2 260011	ATE
C 300 EQ Boost (205.483)	190	05/19 →					
C 300 EQ Boost 4-matic (205.484)	190	05/19 →					
AMG C 63 (205.486)	350	10/16 →	➔	für Fahrzeuge ohne Keramikbremse;		11.0101-5407.2 260011	ATE
AMG C 63 S (205.487)	375	10/16 →		nicht für Bremsattelfarbe: rot/silber			
<b>Führungsbolzen, Bremsattel</b>							
AMG C 43 4-matic (205.464)	270	10/16 → 05/18	➔		2	11.8171-0008.1 990049	ATE
AMG C 43 4-matic (205.464)	287	05/18 →					
C 200 d (205.401)	118	07/18 →					
C 200 EQ Boost (205.477)	135	05/18 →					
C 200 EQ Boost 4-matic (205.478)	135	05/18 →					
C 220 d (205.414)	143	04/18 →					
C 220 d 4-matic (205.415)	143	06/18 →					
C 300 (205.483)	190	05/18 →					
C 300 d (205.418)	180	07/18 →					
AMG C 63 (205.486)	350	10/16 →	➔	für Fahrzeuge ohne Keramikbremse;	2	11.8171-0008.1 990049	ATE
AMG C 63 S (205.487)	375	10/16 →		Bremsattelfarbe: rot / silber			
C 180 (205.440)	115	06/16 →	➔			11.8171-0008.1 990049	ATE
C 180 (205.476)	115	06/19 →					
C 200 (205.442)	135	06/16 → 05/18					
C 200 (205.480)	150	08/19 →					
C 200 4-matic (205.443)	135	06/16 → 05/18					
C 220 d (205.404)	120	06/16 → 05/18					
C 220 d (205.404)	125	06/16 → 05/18					
C 220 d 4-matic (205.405)	125	06/16 → 05/18					
C 250 (205.445)	155	06/16 → 05/18					
C 250 d (205.408)	150	06/16 → 05/18					
C 300 (205.448)	180	06/16 → 05/18					
C 300 EQ Boost (205.483)	190	05/19 →					
C 300 EQ Boost 4-matic (205.484)	190	05/19 →					
<b>MERCEDES-BENZ - C-KLASSE Coupe (C204) 01/11 →</b>							
 <b>Bremsattel</b>							
C 180 (204.331)	115	01/13 →	←	 ; für Fahrzeuge mit Sportpaket / für Fahrzeuge mit AMG-Sportpaket		24.3606-1703.5 240587	TRW - Halter
C 180 (204.349)	115	06/11 →	←	 ; für Fahrzeuge mit Sportpaket / für Fahrzeuge mit AMG-Sportpaket		24.3606-1704.5 240588	TRW - Halter
			←	 ; für Fahrzeuge ohne Sportpaket / für Fahrzeuge ohne AMG-Sportpaket		24.3606-1705.7 220993	TRW - Halter
			←	 ; für Fahrzeuge ohne Sportpaket / für Fahrzeuge ohne AMG-Sportpaket		24.3606-1706.7 220994	TRW - Halter
			➔	 ; für Fahrzeuge mit Sportpaket / für Fahrzeuge mit AMG-Sportpaket		24.3386-9991.5 241003	ATE - Halter
			➔	 ; für Fahrzeuge ohne Sportpaket / für Fahrzeuge ohne AMG-Sportpaket		24.3386-9991.5 241003	ATE - Halter
			➔	 ; für Fahrzeuge mit Sportpaket / für Fahrzeuge mit AMG-Sportpaket		24.3386-9992.5 241004	ATE - Halter
			➔	 ; für Fahrzeuge ohne Sportpaket / für Fahrzeuge ohne AMG-Sportpaket		24.3386-9992.5 241004	ATE - Halter
C 200 CGI (204.348)	135	06/11 →	←	 ; für Fahrzeuge mit Sportpaket / für Fahrzeuge mit AMG-Sportpaket; nicht für SA Code: P84		24.3606-1703.5 240587	TRW - Halter
C 250 (204.347)	150	06/11 →	←	 ; für Fahrzeuge mit Sportpaket / für Fahrzeuge mit AMG-Sportpaket; nicht für SA Code: P84		24.3606-1704.5 240588	TRW - Halter
			←	 ; für Fahrzeuge ohne Sportpaket / für		24.3606-1707.7 221011	TRW - Halter
↓							








	kw			 	! #			
<b>MERCEDES-BENZ - C-KLASSE Coupe (C204) 01/11→</b>								
<b> Bremssattel</b>								
C 200 CGI (204.348) C 250 (204.347)	135	06/11→	←	Fahrzeuge ohne AMG-Sportpaket; nicht für SA Code: P84				
	150	06/11→	←	 ; für Fahrzeuge ohne Sportpaket / für Fahrzeuge ohne AMG-Sportpaket; nicht für SA Code: P84	24.3606-1708.7	221012	TRW - Halter	
			→		24.3386-9991.5	241003	ATE - Halter	
			→		24.3386-9992.5	241004	ATE - Halter	
C 220 CDI (204.302) C 220 CDI (204.302)	120	06/11→	←	 ; für Fahrzeuge mit Sportpaket / für Fahr- zeuge mit AMG-Sportpaket	24.3606-1703.5	240587	TRW - Halter	
	125	06/11→	←	 ; für Fahrzeuge mit Sportpaket / für Fahr- zeuge mit AMG-Sportpaket	24.3606-1704.5	240588	TRW - Halter	
			←	 ; für Fahrzeuge ohne Sportpaket / für Fahrzeuge ohne AMG-Sportpaket	24.3606-1707.7	221011	TRW - Halter	
			←	 ; für Fahrzeuge ohne Sportpaket / für Fahrzeuge ohne AMG-Sportpaket	24.3606-1708.7	221012	TRW - Halter	
			→		24.3386-9991.5	241003	ATE - Halter	
			→		24.3386-9992.5	241004	ATE - Halter	
C 250 CDI (204.303)	150	06/11→	←	 ; für Fahrzeuge mit Sportpaket / für Fahr- zeuge mit AMG-Sportpaket; nicht für SA Code: P84	24.3606-1703.5	240587	TRW - Halter	
			←	 ; für Fahrzeuge mit Sportpaket / für Fahr- zeuge mit AMG-Sportpaket; nicht für SA Code: P84	24.3606-1704.5	240588	TRW - Halter	
			←	 ; für Fahrzeuge ohne Sportpaket / für Fahrzeuge ohne AMG-Sportpaket; nicht für SA Code: P84	24.3606-1707.7	221011	TRW - Halter	
			←	 ; für Fahrzeuge ohne Sportpaket / für Fahrzeuge ohne AMG-Sportpaket; nicht für SA Code: P84	24.3606-1708.7	221012	TRW - Halter	
			→		24.3406-9961.5	241019	ATE - Halter	
			→		24.3406-9962.5	241020	ATE - Halter	
C 350 (204.357)	225	06/11→	←	 ; für Fahrzeuge mit Sportpaket / für Fahr- zeuge mit AMG-Sportpaket	24.3606-1711.5	240780	TRW - Halter	
			←	 ; für Fahrzeuge mit Sportpaket / für Fahr- zeuge mit AMG-Sportpaket	24.3606-1712.5	240781	TRW - Halter	
			→		24.3406-9961.5	241019	ATE - Halter	
			→		24.3406-9962.5	241020	ATE - Halter	
<b>Feder, Bremssattel</b>								
C 180 (204.331) C 180 (204.349)	115	01/13→		für Fahrzeuge mit Sportpaket / für Fahr- zeuge mit AMG-Sportpaket	2	11.8116-0340.1	390595	ATE
	115	06/11→		für Fahrzeuge ohne Sportpaket / für Fahrzeuge ohne AMG-Sportpaket	2	11.8116-0340.1	390595	ATE
C 200 CGI (204.348)	135	06/11→			2	11.8116-0340.1	390595	ATE
C 220 CDI (204.302)	120	06/11→						
C 220 CDI (204.302)	125	06/11→						
C 250 (204.347)	150	06/11→						
C 250 CDI (204.303)	150	06/11→						
C 350 (204.357)	225	06/11→						
<b>Führungshülzensatz, Bremssattel</b>								
C 180 (204.331) C 180 (204.349)	115	01/13→	→	für Fahrzeuge mit Sportpaket / für Fahr- zeuge mit AMG-Sportpaket		11.0101-5407.2	260011	ATE
	115	06/11→	→	für Fahrzeuge ohne Sportpaket / für Fahrzeuge ohne AMG-Sportpaket		11.0101-5407.2	260011	ATE
C 200 CGI (204.348)	135	06/11→	→			11.0101-5407.2	260011	ATE
C 220 CDI (204.302)	120	06/11→						
C 220 CDI (204.302)	125	06/11→						
C 250 (204.347)	150	06/11→						
C 250 CDI (204.303)	150	06/11→						
C 350 (204.357)	225	06/11→						
			↓					

	kW			 	! #		
<b>MERCEDES-BENZ - C-KLASSE Coupe (C204) 01/11→</b>							
<b>Führungsbolzen, Bremsattel</b>							
C 180 (204.331)	115	01/13→		für Fahrzeuge mit Sportpaket / für Fahrzeuge mit AMG-Sportpaket	2	11.8171-0008.1 990049	ATE
C 180 (204.349)	115	06/11→		für Fahrzeuge ohne Sportpaket / für Fahrzeuge ohne AMG-Sportpaket	2	11.8171-0008.1 990049	ATE
C 200 CGI (204.348)	135	06/11→			2	11.8171-0008.1 990049	ATE
C 220 CDI (204.302)	120	06/11→					
C 220 CDI (204.302)	125	06/11→					
C 250 (204.347)	150	06/11→					
C 250 CDI (204.303)	150	06/11→					
C 350 (204.357)	225	06/11→					
<b> Bremsschlauch</b>							
C 180 (204.331)	115	01/13→	←		2	83.7705-0386.3 330828	L= 385
C 180 (204.349)	115	06/11→					
C 200 CGI (204.348)	135	06/11→	→		2	24.5172-0305.3 331312	L= 305
C 220 CDI (204.302)	120	06/11→					
C 220 CDI (204.302)	125	06/11→					
C 250 (204.347)	150	06/11→					
C 250 CDI (204.303)	150	06/11→					
C 350 (204.357)	225	06/11→					
C 63 AMG (204.377)	336	06/11→	←		2	24.5140-0405.3 331576	L= 405
C 63 AMG (204.377)	358	01/12→					
C 63 AMG (204.377)	373	11/12→	→		2	24.5172-0305.3 331312	L= 305
C 63 AMG (204.377)	380	01/12→	←		2	24.5140-0405.3 331576	L= 405
<b>MERCEDES-BENZ - C-KLASSE Coupe (C205) 10/15→</b>							
<b>Führungshülzensatz, Bremsattel</b>							
AMG C 43 4-matic (205.364)	287	05/18→	→			11.0101-5407.2 260011	ATE
C 180 (205.340)	115	10/15→					
C 180 (205.376)	115	06/19→					
C 200 (205.342)	135	10/15→05/18					
C 200 4-matic (205.343)	135	04/16→05/18					
C 200 d (205.301)	118	07/18→					
C 200 EQ Boost (205.377)	135	05/18→					
C 200 EQ Boost 4-matic (205.378)	135	05/18→					
C 220 d (205.304)	120	10/15→05/18					
C 220 d (205.304)	125	10/15→05/18					
C 220 d (205.314)	143	04/18→					
C 220 d 4-matic (205.305)	125	04/16→05/18					
C 220 d 4-matic (205.315)	143	06/18→					
C 250 (205.345)	155	10/15→05/18					
C 250 d (205.308)	150	10/15→05/18					
C 250 d 4-matic (205.309)	150	04/16→05/18					
C 300 (205.348)	180	10/15→12/18					
C 300 (205.383)	190	05/18→					
C 300 4-matic (205.384)	190	05/18→					
C 300 d (205.318)	180	07/18→					
C 300 d 4-matic (205.319)	180	07/18→					
C 300 EQ Boost (205.383)	190	05/19→					
C 300 EQ Boost 4-matic (205.384)	190	05/19→					
<b>Führungsbolzen, Bremsattel</b>							
AMG C 43 4-matic (205.364)	287	05/18→	→		2	11.8171-0008.1 990049	ATE
C 200 d (205.301)	118	07/18→					
C 200 EQ Boost (205.377)	135	05/18→					
C 200 EQ Boost 4-matic (205.378)	135	05/18→					
C 220 d (205.314)	143	04/18→					
C 220 d 4-matic (205.315)	143	06/18→					
C 300 (205.383)	190	05/18→					
C 300 d (205.318)	180	07/18→					
C 300 d 4-matic (205.319)	180	07/18→					
C 180 (205.340)	115	10/15→	→			11.8171-0008.1 990049	ATE
C 180 (205.376)	115	06/19→					
C 200 (205.342)	135	10/15→05/18					
C 200 4-matic (205.343)	135	04/16→05/18					
C 220 d (205.304)	120	10/15→05/18					
C 220 d (205.304)	125	10/15→05/18					








	kW			 	! #		
<b>MERCEDES-BENZ - C-KLASSE Coupe (C205) 10/15→</b>							
<b>Führungsbolzen, Bremsattel</b>							
C 220 d 4-matic (205.305)	125	04/16→05/18	➔			11.8171-0008.1	990049 ATE
C 250 (205.345)	155	10/15→05/18					
C 250 d (205.308)	150	10/15→05/18					
C 250 d 4-matic (205.309)	150	04/16→05/18					
C 300 (205.348)	180	10/15→12/18					
C 300 4-matic (205.384)	190	05/18→					
C 300 EQ Boost (205.383)	190	05/19→					
C 300 EQ Boost 4-matic (205.384)	190	05/19→					
<b>MERCEDES-BENZ - C-KLASSE Sportcoupe (CL203) 03/01→06/11</b>							
<b> Bremsattel</b>							
C 160 Kompressor (203.730)	90	05/02→05/08	←	☐; 04/05→		24.3571-1739.5	240944 TRW - Halter
			←	☐; 04/05→		24.3571-1740.5	240945 TRW - Halter
			➔	☐; 04/05→		24.4361-0023.5	230089 ATE
			➔	☐; 04/05→		24.4361-0024.5	230090 ATE
C 180 (203.735)	95	03/01→05/02	←	☐		24.3571-1739.5	240944 TRW - Halter
			C 180 Kompressor (203.746)	105	05/02→05/08	←	☐
C 200 Kompressor (203.742)	120	05/02→05/08	➔	☐		24.4361-0023.5	230089 ATE
C 200 Kompressor (203.745)	120	03/01→05/02	➔	☐		24.4361-0024.5	230090 ATE
C 220	120	05/02→05/08					
C 220 CDI	100	03/01→01/04					
C 220 CDI (203.706)	105	03/01→01/04					
C 220 CDI (203.708)	110	02/04→05/08					
C 200 CDI (203.707)	90	03/03→05/08	←	☐; 07/03→		24.3571-1739.5	240944 TRW - Halter
C 200 CGI Kompressor (203.743)	125	03/03→05/08	←	☐; 07/03→		24.3571-1740.5	240945 TRW - Halter
			➔	☐; 07/03→		24.4361-0023.5	230089 ATE
			➔	☐; 07/03→		24.4361-0024.5	230090 ATE
C 230 (203.752)	150	01/05→05/08	←	☐; 06/05→		24.3571-1721.5	240910 TRW - Halter
			←	☐; 06/05→		24.3571-1722.5	240911 TRW - Halter
			➔	☐; 06/05→		24.9936-0035.5	230047 ATE
			➔	☐; 06/05→		24.9936-0036.5	230048 ATE
C 230 Kompressor (203.740)	141	05/02→05/08	←	☐		24.3571-1721.5	240910 TRW - Halter
			C 230 Kompressor (203.747)	145	03/01→05/02	←	☐
			←	☐; + USA / + J / + AUS		24.3571-1739.5	240944 TRW - Halter
			←	☐; + USA / + J / + AUS		24.3571-1740.5	240945 TRW - Halter
			➔	☐; + (AUS) (J) (USA)		24.4361-0023.5	230089 ATE
			➔	☐; + (AUS) (J) (USA)		24.4361-0024.5	230090 ATE
			➔	☐		24.9936-0035.5	230047 ATE
			➔	☐		24.9936-0036.5	230048 ATE
C 30 CDI AMG (203.718)	170	09/02→05/08	➔	☐; → A 556572		24.9936-0035.5	230047 ATE
			➔	☐; → A 556572		24.9936-0036.5	230048 ATE
C 320 (203.764)	160	09/02→05/08	←	☐		24.3571-1721.5	240910 TRW - Halter
			←	☐		24.3571-1722.5	240911 TRW - Halter
			➔	☐		24.9936-0035.5	230047 ATE
			➔	☐		24.9936-0036.5	230048 ATE
C 350 (203.756)	200	01/05→05/08	➔	☐; 06/05→		24.9936-0035.5	230047 ATE
			➔	☐; 06/05→		24.9936-0036.5	230048 ATE
<b>Dichtungssatz, Bremsattel</b>							
C 160 Kompressor (203.730)	90	05/02→05/08	➔	04/05→		13.0441-3609.2	250057 ATE
C 180 (203.735)	95	03/01→05/02	➔			13.0441-3609.2	250057 ATE
C 180 Kompressor (203.746)	105	05/02→05/08					
C 200 Kompressor (203.742)	120	05/02→05/08					
C 200 Kompressor (203.745)	120	03/01→05/02					
C 220	120	05/02→05/08					
↓							

	kW			 	! #		
<b>MERCEDES-BENZ - C-KLASSE Sportcoupe (CL203) 03/01→06/11</b>							
<b>Dichtungssatz, Bremssattel</b>							
C 220 CDI	100	03/01→01/04	➔			13.0441-3609.2 250057	ATE
C 220 CDI (203.706)	105	03/01→01/04					
C 220 CDI (203.708)	110	02/04→05/08					
C 230 Kompressor (203.740)	141	05/02→05/08					
C 230 Kompressor (203.747)	145	03/01→05/02					
C 320 (203.764)	160	09/02→05/08					
C 200 CDI (203.707)	90	03/03→05/08	➔	07/03→		13.0441-3609.2 250057	ATE
C 200 CGI Kompressor (203.743)	125	03/03→05/08					
C 230 (203.752)	150	01/05→05/08	➔	06/05→		13.0441-3609.2 250057	ATE
C 350 (203.756)	200	01/05→05/08					
C 30 CDI AMG (203.718)	170	09/02→05/08	➔	→ A 556572		13.0441-3609.2 250057	ATE
			➔	A 556573→		13.0441-4216.2 250093	ATE
<b>Zubehörsatz, Bremssattel</b>							
C 160 Kompressor (203.730)	90	05/02→05/08	←	04/05→		24.0101-3803.2 260101	TRW
C 180 (203.735)	95	03/01→05/02	←			24.0101-3803.2 260101	TRW
C 180 Kompressor (203.746)	105	05/02→05/08					
C 200 Kompressor (203.742)	120	05/02→05/08					
C 200 Kompressor (203.745)	120	03/01→05/02					
C 220	120	05/02→05/08					
C 220 CDI	100	03/01→01/04					
C 220 CDI (203.706)	105	03/01→01/04					
C 220 CDI (203.708)	110	02/04→05/08					
C 230 Kompressor (203.740)	141	05/02→05/08					
C 230 Kompressor (203.747)	145	03/01→05/02					
C 320 (203.764)	160	09/02→05/08					
C 200 CDI (203.707)	90	03/03→05/08	←	07/03→		24.0101-3803.2 260101	TRW
C 200 CGI Kompressor (203.743)	125	03/03→05/08					
C 230 (203.752)	150	01/05→05/08	←	06/05→		24.0101-3803.2 260101	TRW
<b>Bremsschlauch</b>							
C 160 Kompressor (203.730)	90	05/02→05/08	←	04/05→	2	83.7705-0386.3 330828	L= 385
			➔	04/05→	2	24.5123-0281.3 330877	L= 280
C 180 (203.735)	95	03/01→05/02	←		2	83.7705-0386.3 330828	L= 385
C 180 Kompressor (203.746)	105	05/02→05/08	➔		2	24.5123-0281.3 330877	L= 280
C 200 Kompressor (203.742)	120	05/02→05/08					
C 200 Kompressor (203.745)	120	03/01→05/02					
C 220	120	05/02→05/08					
C 220 CDI	100	03/01→01/04					
C 220 CDI (203.706)	105	03/01→01/04					
C 220 CDI (203.708)	110	02/04→05/08					
C 230 Kompressor (203.740)	141	05/02→05/08					
C 230 Kompressor (203.747)	145	03/01→05/02					
C 30 CDI AMG (203.718)	170	09/02→05/08					
C 320 (203.764)	160	09/02→05/08					
C 200 CDI (203.707)	90	03/03→05/08	←	07/03→	2	83.7705-0386.3 330828	L= 385
C 200 CGI Kompressor (203.743)	125	03/03→05/08	➔	07/03→	2	24.5123-0281.3 330877	L= 280
C 230 (203.752)	150	01/05→05/08	←	06/05→	2	83.7705-0386.3 330828	L= 385
C 350 (203.756)	200	01/05→05/08	➔	06/05→	2	24.5123-0281.3 330877	L= 280
<b>MERCEDES-BENZ - C-KLASSE T-Model (S202) 06/96→03/01</b>							
<b>Bremssattel</b>							
C 180 T (202.078)	90	06/96→09/00	←	☐		24.3541-1751.5 240956	TRW - Halter
C 180 T (202.081)	95	09/00→03/01	←	☐		24.3541-1752.5 240957	TRW - Halter
C 200 T CDI (202.194)	75	03/98→03/01	←	☐			
C 200 T D (202.180)	65	10/96→03/01	➔	☐; F576241→		24.4236-8003.5 230139	ATE
C 220 T CDI (202.193)	92	09/97→03/01	➔	☐; F576241→		24.4236-8004.5 230140	ATE
C 220 T D (202.182)	55	06/96→03/01	➔	☐; → F576240		24.9238-8035.5 230025	ATE
C 220 T D (202.182)	70	06/96→09/98	➔	☐; → F576240			
↓							



	kW			 	! #			
<b>MERCEDES-BENZ - C-KLASSE T-Model (S202) 06/96→03/01</b>								
<b>Bremssattel</b>								
C 180 T (202.078)	90	06/96→09/00	➔	☐; → F576240		24.9238-8036.5	230026	ATE
C 180 T (202.081)	95	09/00→03/01						
C 200 T CDI (202.194)	75	03/98→03/01						
C 200 T D (202.180)	65	10/96→03/01						
C 220 T CDI (202.193)	92	09/97→03/01						
C 220 T D (202.182)	55	06/96→03/01						
C 220 T D (202.182)	70	06/96→09/98						
C 200 T (202.080)	100	06/96→03/01	←	☐		11.3571-8512.2	220316	ATE - Halter
C 200 T Kompressor (202.082)	141	11/96→03/01				24.3541-1752.5	240957	TRW - Halter
						24.3571-8512.5	240492	ATE - Halter
			←	☐		24.3541-1751.5	240956	TRW - Halter
						24.3571-8511.5	240491	ATE - Halter
			➔	☐; F576241→		24.4236-8003.5	230139	ATE
			➔	☐; F576241→		24.4236-8004.5	230140	ATE
			➔	☐; → F576240		24.9238-8035.5	230025	ATE
			➔	☐; → F576240		24.9238-8036.5	230026	ATE
C 200 T Kompressor (202.087)	120	09/00→03/01	←	☐		11.3571-8512.2	220316	ATE - Halter
C 250 T Turbo-D (202.188)	110	06/96→03/01				24.3571-8512.5	240492	ATE - Halter
			←	☐		24.3571-8511.5	240491	ATE - Halter
			➔	☐; F576241→		24.4236-8003.5	230139	ATE
			➔	☐; F576241→		24.4236-8004.5	230140	ATE
			➔	☐; → F576240		24.9238-8035.5	230025	ATE
			➔	☐; → F576240		24.9238-8036.5	230026	ATE
C 230 T (202.083)	110	06/96→06/98	←	☐; → 06/97		24.3541-1751.5	240956	TRW - Halter
			←	☐; → 06/97		24.3541-1752.5	240957	TRW - Halter
			➔	☐; F576241→; → 06/97		24.4236-8003.5	230139	ATE
			➔	☐; F576241→; → 06/97		24.4236-8004.5	230140	ATE
			➔	☐; → F576240		24.9238-8035.5	230025	ATE
			➔	☐; → F576240		24.9238-8036.5	230026	ATE
C 230 T Kompressor (202.085)	142	06/97→09/00	←	☐		11.3571-8512.2	220316	ATE - Halter
C 240 T (202.086)	125	06/97→09/00				24.3571-8512.5	240492	ATE - Halter
C 240 T (202.088)	125	09/00→03/01	←	☐		24.3571-8511.5	240491	ATE - Halter
C 280 T (202.089)	145	06/97→03/01				24.4236-8003.5	230139	ATE
			➔	☐		24.4236-8004.5	230140	ATE
			➔	☐				
C 43 AMG (202.093)	225	08/97→03/01	➔	☐; 09/97→		24.4421-8025.5	230127	ATE
			➔	☐; 09/97→		24.4421-8026.5	230128	ATE
<b>Halter, Bremssattel</b>								
C 200 T (202.080)	100	06/96→03/01	←		2	11.8170-0401.1	260103	ATE
C 200 T Kompressor (202.082)	141	11/96→03/01						
C 200 T Kompressor (202.087)	120	09/00→03/01						
C 230 T Kompressor (202.085)	142	06/97→09/00						
C 240 T (202.086)	125	06/97→09/00						
C 240 T (202.088)	125	09/00→03/01						
C 250 T Turbo-D (202.188)	110	06/96→03/01						
C 280 T (202.089)	145	06/97→03/01						
<b>Feder, Bremssattel</b>								
C 200 T (202.080)	100	06/96→03/01	←		2	11.8116-0253.1	390512	ATE
C 200 T Kompressor (202.082)	141	11/96→03/01						
C 200 T Kompressor (202.087)	120	09/00→03/01						
C 230 T Kompressor (202.085)	142	06/97→09/00						
C 240 T (202.086)	125	06/97→09/00						
C 240 T (202.088)	125	09/00→03/01						
C 250 T Turbo-D (202.188)	110	06/96→03/01						
C 280 T (202.089)	145	06/97→03/01						
C 43 AMG (202.093)	225	08/97→03/01		09/97→	2	11.8116-0133.1	390511	ATE
↓								



	kW			 	! #		
<b>MERCEDES-BENZ - C-KLASSE T-Model (S202) 06/96→03/01</b>							
<b>Führungshülzensatz, Bremsattel</b>							
C 200 T (202.080)	100	06/96→03/01	←			11.0101-5407.2 260011	ATE
C 200 T Kompressor (202.082)	141	11/96→03/01					
C 200 T Kompressor (202.087)	120	09/00→03/01					
C 230 T Kompressor (202.085)	142	06/97→09/00					
C 240 T (202.086)	125	06/97→09/00					
C 240 T (202.088)	125	09/00→03/01					
C 250 T Turbo-D (202.188)	110	06/96→03/01					
C 280 T (202.089)	145	06/97→03/01					
<b>Führungsbolzen, Bremsattel</b>							
C 200 T (202.080)	100	06/96→03/01			2	11.8171-0008.1 990049	ATE
C 200 T Kompressor (202.082)	141	11/96→03/01					
C 200 T Kompressor (202.087)	120	09/00→03/01					
C 230 T Kompressor (202.085)	142	06/97→09/00					
C 240 T (202.086)	125	06/97→09/00					
C 240 T (202.088)	125	09/00→03/01					
C 250 T Turbo-D (202.188)	110	06/96→03/01					
C 280 T (202.089)	145	06/97→03/01					
<b>Dichtungssatz, Bremsattel</b>							
C 180 T (202.078)	90	06/96→09/00	⇒	F576241→		13.0441-3609.2 250057	ATE
C 180 T (202.081)	95	09/00→03/01					
C 200 T CDI (202.194)	75	03/98→03/01	⇒	→ F576240		13.0441-3817.2 250071	ATE
C 200 T D (202.180)	65	10/96→03/01					
C 220 T CDI (202.193)	92	09/97→03/01					
C 220 T D (202.182)	55	06/96→03/01					
C 220 T D (202.182)	70	06/96→09/98					
C 200 T (202.080)	100	06/96→03/01	←			11.0441-5703.2 250145	ATE
C 200 T Kompressor (202.082)	141	11/96→03/01	⇒	F576241→		13.0441-3609.2 250057	ATE
C 200 T Kompressor (202.087)	120	09/00→03/01	⇒	→ F576240		13.0441-3817.2 250071	ATE
C 250 T Turbo-D (202.188)	110	06/96→03/01					
C 230 T (202.083)	110	06/96→06/98	⇒	F576241→; → 06/97		13.0441-3609.2 250057	ATE
			⇒	→ F576240		13.0441-3817.2 250071	ATE
C 230 T Kompressor (202.085)	142	06/97→09/00	←			11.0441-5703.2 250145	ATE
C 240 T (202.086)	125	06/97→09/00	⇒			13.0441-3609.2 250057	ATE
C 240 T (202.088)	125	09/00→03/01					
C 280 T (202.089)	145	06/97→03/01					
C 43 AMG (202.093)	225	08/97→03/01	⇒	09/97→		13.0441-3606.2 250147	ATE
<b>Schraube, Bremsattel</b>							
C 180 T (202.078)	90	06/96→09/00	←		4	13.8190-0330.1 990134	M12x1,5
C 180 T (202.081)	95	09/00→03/01					
C 200 T (202.080)	100	06/96→03/01					
C 200 T CDI (202.194)	75	03/98→03/01					
C 200 T D (202.180)	65	10/96→03/01					
C 200 T Kompressor (202.082)	141	11/96→03/01					
C 200 T Kompressor (202.087)	120	09/00→03/01					
C 220 T CDI (202.193)	92	09/97→03/01					
C 220 T D (202.182)	55	06/96→03/01					
C 220 T D (202.182)	70	06/96→09/98					
C 230 T Kompressor (202.085)	142	06/97→09/00					
C 240 T (202.086)	125	06/97→09/00					
C 240 T (202.088)	125	09/00→03/01					
C 250 T Turbo-D (202.188)	110	06/96→03/01					
C 280 T (202.089)	145	06/97→03/01					
C 230 T (202.083)	110	06/96→06/98	←	→ 06/97	4	13.8190-0330.1 990134	M12x1,5
C 43 AMG (202.093)	225	08/97→03/01	←	09/97→	4	13.8190-0330.1 990134	M12x1,5
<b>Bremsschlauch</b>							
C 180 T (202.078)	90	06/96→09/00	←		2	83.7705-0386.3 330828	L= 385
C 180 T (202.081)	95	09/00→03/01					
C 200 T (202.080)	100	06/96→03/01	⇒		2	24.5123-0281.3 330877	L= 280
C 200 T CDI (202.194)	75	03/98→03/01					

**MERCEDES-BENZ - C-KLASSE T-Model (S202) 06/96→03/01**

**Bremsschlauch**









C 200 T D (202.180)	65	10/96→03/01	←		2	83.7705-0386.3	330828	L= 385
C 200 T Kompressor (202.082)	141	11/96→03/01	→		2	24.5123-0281.3	330877	L= 280
C 200 T Kompressor (202.087)	120	09/00→03/01						
C 220 T CDI (202.193)	92	09/97→03/01						
C 220 T D (202.182)	55	06/96→03/01						
C 220 T D (202.182)	70	06/96→09/98						
C 230 T Kompressor (202.085)	142	06/97→09/00						
C 240 T (202.086)	125	06/97→09/00						
C 240 T (202.088)	125	09/00→03/01						
C 250 T Turbo-D (202.188)	110	06/96→03/01						
C 280 T (202.089)	145	06/97→03/01						
C 230 T (202.083)	110	06/96→06/98	←	→ 06/97	2	83.7705-0386.3	330828	L= 385
			→	→ 06/97	2	24.5123-0281.3	330877	L= 280
C 43 AMG (202.093)	225	08/97→03/01	←	09/97→	2	83.7705-0386.3	330828	L= 385
			→	09/97→	2	24.5123-0281.3	330877	L= 280

**MERCEDES-BENZ - C-KLASSE T-Model (S203) 03/01→08/07**

**Bremssattel**

C 180 (203.235)	95	03/01→05/02	←	☐		24.3571-1739.5	240944	TRW - Halter
			←	☐		24.3571-1740.5	240945	TRW - Halter
			→	☐		24.9936-0035.5	230047	ATE
			→	☐		24.9936-0036.5	230048	ATE
C 180 Kompressor (203.246)	105	05/02→08/07	←	☐; für Fahrzeuge ohne Sportpaket / für Fahrzeuge ohne AMG-Sportpaket		24.3571-1739.5	240944	TRW - Halter
C 200 CDI (203.204, 203.207)	75	03/01→08/07						
C 200 CDI (203.204)	85	03/01→08/07	←	☐; für Fahrzeuge ohne Sportpaket / für Fahrzeuge ohne AMG-Sportpaket		24.3571-1740.5	240945	TRW - Halter
C 200 CDI (203.207)	90	04/03→08/07						
C 200 CGI Kompressor (203.243)	125	07/03→08/07	→	☐		24.9936-0035.5	230047	ATE
C 200 Kompressor (203.242)	120	05/02→08/07	→	☐		24.9936-0036.5	230048	ATE
C 220 CDI (203.206)	105	03/01→08/07						
C 220 CDI (203.208)	100	08/06→08/07						
C 220 CDI (203.208)	110	02/04→08/07						
C 200 Kompressor (203.245)	120	03/01→05/02	←	☐; → 04/02		24.3571-1739.5	240944	TRW - Halter
			←	☐; → 04/02		24.3571-1740.5	240945	TRW - Halter
			→	☐; → 04/02		24.9936-0035.5	230047	ATE
			→	☐; → 04/02		24.9936-0036.5	230048	ATE
C 230 (203.252)	150	01/05→08/07	←	☐; 06/05→; für Fahrzeuge ohne Sportpaket / für Fahrzeuge ohne AMG-Sportpaket		24.3571-1721.5	240910	TRW - Halter
C 280 (203.254)	170	01/05→08/07	←	☐; 06/05→; für Fahrzeuge ohne Sportpaket / für Fahrzeuge ohne AMG-Sportpaket		24.3571-1722.5	240911	TRW - Halter
			→	☐; 06/05→		24.9936-0035.5	230047	ATE
			→	☐; 06/05→		24.9936-0036.5	230048	ATE
C 230 Kompressor (203.240)	141	02/04→08/07	←	☐; für Fahrzeuge ohne Sportpaket / für Fahrzeuge ohne AMG-Sportpaket		24.3571-1721.5	240910	TRW - Halter
C 240 (203.261)	125	03/01→08/07						
C 270 CDI (203.216)	120	03/01→08/07	←	☐; für Fahrzeuge ohne Sportpaket / für Fahrzeuge ohne AMG-Sportpaket		24.3571-1722.5	240911	TRW - Halter
C 270 CDI (203.216)	125	03/01→08/07						
C 320 (203.264)	160	03/01→08/07	→	☐		24.9936-0035.5	230047	ATE
			→	☐		24.9936-0036.5	230048	ATE
C 240 4-matic (203.281)	125	07/02→08/07	→	☐		24.9936-0035.5	230047	ATE
C 320 4-matic (203.284)	160	07/02→08/07	→	☐		24.9936-0035.5	230047	ATE
C 320 CDI (203.220)	165	06/05→08/07	→	☐		24.9936-0036.5	230048	ATE
C 280 4-matic (203.292)	170	01/05→08/07	→	☐; 06/05→		24.9936-0035.5	230047	ATE
C 350 (203.256)	200	01/05→08/07	→	☐; 06/05→		24.9936-0036.5	230048	ATE
C 350 4-matic (203.287)	200	01/05→08/07	→	☐; 06/05→; für Fahrzeuge ohne Sportpaket / für Fahrzeuge ohne AMG-Sportpaket		24.4421-8025.5	230127	ATE
			→	☐; 06/05→; für Fahrzeuge ohne Sportpaket / für Fahrzeuge ohne AMG-Sportpaket		24.4421-8026.5	230128	ATE



	kw			 	! #		
<b>MERCEDES-BENZ - C-KLASSE T-Model (S203) 03/01→08/07</b>							
<b> Bremssattel</b>							
C 350 4-matic (203.287)	200	01/05→08/07	➔	☐; 06/05→; für Fahrzeuge mit Sportpaket / für Fahrzeuge mit AMG-Sportpaket		24.9936-0035.5	230047 ATE
			➔	☐; 06/05→; für Fahrzeuge mit Sportpaket / für Fahrzeuge mit AMG-Sportpaket		24.9936-0036.5	230048 ATE
<b>Dichtungssatz, Bremssattel</b>							
C 180 (203.235)	95	03/01→05/02	➔			13.0441-3609.2	250057 ATE
C 180 Kompressor (203.246)	105	05/02→08/07					
C 200 CDI (203.204, 203.207)	75	03/01→08/07					
C 200 CDI (203.204)	85	03/01→08/07					
C 200 CDI (203.207)	90	04/03→08/07					
C 200 CGI Kompressor (203.243)	125	07/03→08/07					
C 200 Kompressor (203.242)	120	05/02→08/07					
C 220 CDI (203.206)	105	03/01→08/07					
C 220 CDI (203.208)	100	08/06→08/07					
C 220 CDI (203.208)	110	02/04→08/07					
C 230 Kompressor (203.240)	141	02/04→08/07					
C 240 (203.261)	125	03/01→08/07					
C 240 4-matic (203.281)	125	07/02→08/07					
C 270 CDI (203.216)	120	03/01→08/07					
C 270 CDI (203.216)	125	03/01→08/07					
C 320 (203.264)	160	03/01→08/07					
C 320 4-matic (203.284)	160	07/02→08/07					
C 320 CDI (203.220)	165	06/05→08/07					
C 200 Kompressor (203.245)	120	03/01→05/02	➔	→ 04/02		13.0441-3609.2	250057 ATE
C 230 (203.252)	150	01/05→08/07	➔	06/05→		13.0441-3609.2	250057 ATE
C 280 (203.254)	170	01/05→08/07					
C 280 4-matic (203.292)	170	01/05→08/07					
C 350 (203.256)	200	01/05→08/07					
C 30 CDI AMG (203.218)	170	01/03→08/07	➔			13.0441-4216.2	250093 ATE
C 32 AMG Kompressor (203.265)	260	03/01→08/07					
C 55 AMG (203.276)	270	02/04→08/07					
C 350 4-matic (203.287)	200	01/05→08/07	➔	06/05→; für Fahrzeuge mit Sportpaket / für Fahrzeuge mit AMG-Sportpaket		13.0441-3609.2	250057 ATE
			➔	06/05→; für Fahrzeuge ohne Sportpaket / für Fahrzeuge ohne AMG-Sportpaket		13.0441-4216.2	250093 ATE
<b>Zubehörsatz, Bremssattel</b>							
C 180 (203.235)	95	03/01→05/02	←			24.0101-3803.2	260101 TRW
C 240 4-matic (203.281)	125	07/02→08/07					
C 320 4-matic (203.284)	160	07/02→08/07					
C 180 Kompressor (203.246)	105	05/02→08/07	←	A 660227 / F 565689→; für Fahrzeuge mit Sportpaket / für Fahrzeuge mit AMG-Sportpaket		24.0101-3803.2	260101 TRW
C 200 CDI (203.207)	90	04/03→08/07					
C 200 CGI Kompressor (203.243)	125	07/03→08/07	←	→ A 660226 / F 565688; für Fahrzeuge mit Sportpaket / für Fahrzeuge mit AMG-Sportpaket		24.0101-3803.2	260101 TRW
C 200 Kompressor (203.242)	120	05/02→08/07					
C 220 CDI (203.208)	110	02/04→08/07	←	für Fahrzeuge ohne Sportpaket / für Fahrzeuge ohne AMG-Sportpaket		24.0101-3803.2	260101 TRW
C 230 Kompressor (203.240)	141	02/04→08/07					
C 240 (203.261)	125	03/01→08/07					
C 270 CDI (203.216)	120	03/01→08/07					
C 270 CDI (203.216)	125	03/01→08/07					
C 320 (203.264)	160	03/01→08/07					
C 200 CDI (203.204, 203.207)	75	03/01→08/07	←	für Fahrzeuge mit Sportpaket / für Fahrzeuge mit AMG-Sportpaket		24.0101-3803.2	260101 TRW
C 200 CDI (203.204)	85	03/01→08/07	←	für Fahrzeuge ohne Sportpaket / für Fahrzeuge ohne AMG-Sportpaket		24.0101-3803.2	260101 TRW
C 220 CDI (203.206)	105	03/01→08/07					
C 220 CDI (203.208)	100	08/06→08/07					
C 200 Kompressor (203.245)	120	03/01→05/02	←	→ 04/02		24.0101-3803.2	260101 TRW
C 230 (203.252)	150	01/05→08/07	←	06/05→; für Fahrzeuge ohne Sportpaket / für Fahrzeuge ohne AMG-Sportpaket		24.0101-3803.2	260101 TRW
C 280 (203.254)	170	01/05→08/07					
C 280 4-matic (203.292)	170	01/05→08/07	←	06/05→; für Fahrzeuge mit Sportpaket / für Fahrzeuge mit AMG-Sportpaket		24.0101-3803.2	260101 TRW
↓							

**MERCEDES-BENZ - C-KLASSE T-Model (S203) 03/01→08/07**

**Zubehörsatz, Bremssattel**

C 320 CDI (203.220)	165	06/05→08/07	←	für Fahrzeuge ohne Sportpaket / für Fahrzeuge ohne AMG-Sportpaket	24.0101-3803.2	260101	TRW
C 350 (203.256)	200	01/05→08/07	←	06/05→; für Fahrzeuge ohne Sportpaket / für Fahrzeuge ohne AMG-Sportpaket	24.0101-3803.2	260101	TRW

**Schraube, Bremssattel**

C 240 4-matic (203.281)	125	07/02→08/07			2	13.8190-0330.1	990134	M12x1,5
C 320 4-matic (203.284)	160	07/02→08/07						
C 280 4-matic (203.292)	170	01/05→08/07		06/05→; für Fahrzeuge ohne Sportpaket / für Fahrzeuge ohne AMG-Sportpaket	2	13.8190-0330.1	990134	M12x1,5

**Bremsschlauch**




































C 180 (203.235)	95	03/01→05/02	←		2	83.7705-0386.3	330828	L= 385
C 180 Kompressor (203.246)	105	05/02→08/07	→		2	24.5123-0281.3	330877	L= 280
C 200 CDI (203.204, 203.207)	75	03/01→08/07						
C 200 CDI (203.204)	85	03/01→08/07						
C 200 CDI (203.207)	90	04/03→08/07						
C 200 CGI Kompressor (203.243)	125	07/03→08/07						
C 200 Kompressor (203.242)	120	05/02→08/07						
C 220 CDI (203.206)	105	03/01→08/07						
C 220 CDI (203.208)	100	08/06→08/07						
C 220 CDI (203.208)	110	02/04→08/07						
C 230 Kompressor (203.240)	141	02/04→08/07						
C 240 (203.261)	125	03/01→08/07						
C 270 CDI (203.216)	120	03/01→08/07						
C 270 CDI (203.216)	125	03/01→08/07						
C 30 CDI AMG (203.218)	170	01/03→08/07						
C 320 (203.264)	160	03/01→08/07						
C 320 CDI (203.220)	165	06/05→08/07						
C 32 AMG Kompressor (203.265)	260	03/01→08/07						
C 55 AMG (203.276)	270	02/04→08/07						
C 200 Kompressor (203.245)	120	03/01→05/02	←	→ 04/02	2	83.7705-0386.3	330828	L= 385
			→	→ 04/02	2	24.5123-0281.3	330877	L= 280
C 230 (203.252)	150	01/05→08/07	←	06/05→	2	83.7705-0386.3	330828	L= 385
C 280 (203.254)	170	01/05→08/07	→	06/05→	2	24.5123-0281.3	330877	L= 280
C 350 (203.256)	200	01/05→08/07						
C 240 4-matic (203.281)	125	07/02→08/07	→		2	24.5123-0281.3	330877	L= 280
C 320 4-matic (203.284)	160	07/02→08/07						
C 280 4-matic (203.292)	170	01/05→08/07	→	06/05→	2	24.5123-0281.3	330877	L= 280
C 350 4-matic (203.287)	200	01/05→08/07						

**MERCEDES-BENZ - C-KLASSE T-Model (S204) 08/07→08/14**









**Bremssattel**

C 180 (204.231)	115	02/12→08/14	←	☐; für Fahrzeuge mit Sportpaket / für Fahrzeuge mit AMG-Sportpaket	24.3606-1703.5	240587	TRW - Halter
C 180 CGI (204.249)	115	11/09→08/14					
C 180 Kompressor (204.245)	115	01/08→08/14	←	☐; für Fahrzeuge mit Sportpaket / für Fahrzeuge mit AMG-Sportpaket	24.3606-1704.5	240588	TRW - Halter
C 200 CDI (204.201)	100	08/10→08/14	←	☐; für Fahrzeuge ohne Sportpaket / für Fahrzeuge ohne AMG-Sportpaket	24.3606-1705.7	220993	TRW - Halter
			←	☐; für Fahrzeuge ohne Sportpaket / für Fahrzeuge ohne AMG-Sportpaket	24.3606-1706.7	220994	TRW - Halter
			→	☐; für Fahrzeuge ohne Sportpaket / für Fahrzeuge ohne AMG-Sportpaket	24.3381-9953.5	240976	ATE - Halter
			→	☐; für Fahrzeuge ohne Sportpaket / für Fahrzeuge ohne AMG-Sportpaket	24.3381-9954.5	240977	ATE - Halter
			→	☐; für Fahrzeuge mit Sportpaket / für Fahrzeuge mit AMG-Sportpaket	24.3386-9991.5	241003	ATE - Halter
			→	☐; für Fahrzeuge mit Sportpaket / für Fahrzeuge mit AMG-Sportpaket	24.3386-9992.5	241004	ATE - Halter









↓

	kw			 	! #		
<b>MERCEDES-BENZ - C-KLASSE T-Model (S204) 08/07→08/14</b>							
 <b>Bremssattel</b>							
C 180 CDI (204.200)	88	01/11→08/14	←	 ; für Fahrzeuge mit Sportpaket / für Fahrzeuge mit AMG-Sportpaket	24.3606-1703.5	240587	TRW - Halter
			←	 ; für Fahrzeuge mit Sportpaket / für Fahrzeuge mit AMG-Sportpaket	24.3606-1704.5	240588	TRW - Halter
			←	 ; für Fahrzeuge ohne AMG-Sportpaket / für Fahrzeuge ohne Sportpaket	24.3606-1705.7	220993	TRW - Halter
			←	 ; für Fahrzeuge ohne AMG-Sportpaket / für Fahrzeuge ohne Sportpaket	24.3606-1706.7	220994	TRW - Halter
			→	 ; für Fahrzeuge ohne Sportpaket / für Fahrzeuge ohne AMG-Sportpaket	24.3381-9953.5	240976	ATE - Halter
			→	 ; für Fahrzeuge ohne Sportpaket / für Fahrzeuge ohne AMG-Sportpaket	24.3381-9954.5	240977	ATE - Halter
			→	 ; für Fahrzeuge mit Sportpaket / für Fahrzeuge mit AMG-Sportpaket	24.3386-9991.5	241003	ATE - Halter
			→	 ; für Fahrzeuge mit Sportpaket / für Fahrzeuge mit AMG-Sportpaket	24.3386-9992.5	241004	ATE - Halter
C 180 Kompressor (204.246) C 200 CDI (204.207)	115	08/07→08/14	←	 ; 09/07→; für Fahrzeuge mit Sportpaket / für Fahrzeuge mit AMG-Sportpaket	24.3606-1703.5	240587	TRW - Halter
	100	08/07→12/09	←	 ; 09/07→; für Fahrzeuge mit Sportpaket / für Fahrzeuge mit AMG-Sportpaket	24.3606-1704.5	240588	TRW - Halter
			←	 ; 09/07→; für Fahrzeuge ohne Sportpaket / für Fahrzeuge ohne AMG-Sportpaket	24.3606-1705.7	220993	TRW - Halter
			←	 ; 09/07→; für Fahrzeuge ohne Sportpaket / für Fahrzeuge ohne AMG-Sportpaket	24.3606-1706.7	220994	TRW - Halter
			→	 ; 09/07→; für Fahrzeuge ohne Sportpaket / für Fahrzeuge ohne AMG-Sportpaket	24.3381-9953.5	240976	ATE - Halter
			→	 ; 09/07→; für Fahrzeuge ohne Sportpaket / für Fahrzeuge ohne AMG-Sportpaket	24.3381-9954.5	240977	ATE - Halter
			→	 ; 09/07→; für Fahrzeuge mit Sportpaket / für Fahrzeuge mit AMG-Sportpaket	24.3386-9991.5	241003	ATE - Halter
			→	 ; 09/07→; für Fahrzeuge mit Sportpaket / für Fahrzeuge mit AMG-Sportpaket	24.3386-9992.5	241004	ATE - Halter
C 200 CGI (204.248)	135	08/07→08/14	←	 ; 04/09→; für Fahrzeuge mit Sportpaket / für Fahrzeuge mit AMG-Sportpaket	24.3606-1703.5	240587	TRW - Halter
			←	 ; 04/09→; für Fahrzeuge mit Sportpaket / für Fahrzeuge mit AMG-Sportpaket	24.3606-1704.5	240588	TRW - Halter
			←	 ; 04/09→; für Fahrzeuge ohne Sportpaket / für Fahrzeuge ohne AMG-Sportpaket	24.3606-1707.7	221011	TRW - Halter
			←	 ; 04/09→; für Fahrzeuge ohne Sportpaket / für Fahrzeuge ohne AMG-Sportpaket	24.3606-1708.7	221012	TRW - Halter
			→	 ; 04/09→; GG	24.3381-9953.5	240976	ATE - Halter
			→	 ; 04/09→; GG	24.3381-9954.5	240977	ATE - Halter
			→	 ; 04/09→; ALU	24.3386-9991.5	241003	ATE - Halter
			→	 ; 04/09→; ALU	24.3386-9992.5	241004	ATE - Halter
C 200 Kompressor (204.241) C 220 CDI (204.208) C 230 (204.252)	135	08/07→08/14	←	 ; 09/07→; für Fahrzeuge mit Sportpaket / für Fahrzeuge mit AMG-Sportpaket	24.3606-1703.5	240587	TRW - Halter
	125	08/07→11/08	←	 ; 09/07→; für Fahrzeuge mit Sportpaket / für Fahrzeuge mit AMG-Sportpaket	24.3606-1704.5	240588	TRW - Halter
	150	08/07→08/14	←	 ; 09/07→; für Fahrzeuge ohne Sportpaket / für Fahrzeuge ohne AMG-Sportpaket	24.3606-1707.7	221011	TRW - Halter
↓							















































	kW			 	! #					
<b>MERCEDES-BENZ - C-KLASSE T-Model (S204) 08/07→08/14</b>										
 <b>Bremssattel</b>										
C 200 Kompressor (204.241) C 220 CDI (204.208) C 230 (204.252)	135	08/07→08/14	←	☐; 09/07→; für Fahrzeuge ohne Sportpaket / für Fahrzeuge ohne AMG-Sportpaket		24.3606-1708.7	221012	TRW - Halter		
	125 150	08/07→11/08	→	☐; 09/07→; GG		24.3381-9953.5	240976	ATE - Halter		
		08/07→08/14	→	☐; 09/07→; GG		24.3381-9954.5	240977	ATE - Halter		
			→	☐; 09/07→; ALU		24.3386-9991.5	241003	ATE - Halter		
			→	☐; 09/07→; ALU		24.3386-9992.5	241004	ATE - Halter		
C 220 CDI (204.202) C 220 CDI (204.202) C 250 (204.252) C 250 CGI (204.247)	120	12/08→08/14	←	☐; für Fahrzeuge mit Sportpaket / für Fahr- zeuge mit AMG-Sportpaket		24.3606-1703.5	240587	TRW - Halter		
	125	12/08→08/14	←	☐; für Fahrzeuge mit Sportpaket / für Fahr- zeuge mit AMG-Sportpaket		24.3606-1704.5	240588	TRW - Halter		
	150	02/08→12/12		☐; für Fahrzeuge ohne Sportpaket / für Fahrzeuge ohne AMG-Sportpaket		24.3606-1707.7	221011	TRW - Halter		
	150	07/09→08/14		☐; für Fahrzeuge ohne Sportpaket / für Fahrzeuge ohne AMG-Sportpaket		24.3606-1708.7	221012	TRW - Halter		
	→	☐; GG			24.3381-9953.5	240976	ATE - Halter			
	→	☐; GG			24.3381-9954.5	240977	ATE - Halter			
	→	☐; ALU			24.3386-9991.5	241003	ATE - Halter			
	→	☐; ALU			24.3386-9992.5	241004	ATE - Halter			
	C 220 CDI (204.208)	120		08/07→11/08	←	☐; 09/07→; für Fahrzeuge mit Sportpaket / für Fahr- zeuge mit AMG-Sportpaket		24.3606-1703.5	240587	TRW - Halter
					←	☐; für Fahrzeuge mit Sportpaket / für Fahr- zeuge mit AMG-Sportpaket		24.3606-1703.5	240587	TRW - Halter
←			☐; für Fahrzeuge mit Sportpaket / für Fahr- zeuge mit AMG-Sportpaket			24.3606-1704.5	240588	TRW - Halter		
←			☐; 09/07→; für Fahrzeuge mit Sportpaket / für Fahr- zeuge mit AMG-Sportpaket			24.3606-1704.5	240588	TRW - Halter		
←			☐; für Fahrzeuge ohne Sportpaket / für Fahrzeuge ohne AMG-Sportpaket			24.3606-1707.7	221011	TRW - Halter		
←			☐; 09/07→; für Fahrzeuge ohne Sportpaket / für Fahrzeuge ohne AMG-Sportpaket			24.3606-1707.7	221011	TRW - Halter		
←			☐; für Fahrzeuge ohne Sportpaket / für Fahrzeuge ohne AMG-Sportpaket			24.3606-1708.7	221012	TRW - Halter		
←			☐; 09/07→; für Fahrzeuge ohne Sportpaket / für Fahrzeuge ohne AMG-Sportpaket			24.3606-1708.7	221012	TRW - Halter		
→			☐; 09/07→; GG			24.3381-9953.5	240976	ATE - Halter		
→			☐; GG			24.3381-9953.5	240976	ATE - Halter		
→			☐; GG			24.3381-9954.5	240977	ATE - Halter		
→			☐; 09/07→; GG			24.3381-9954.5	240977	ATE - Halter		
→			☐; 09/07→; ALU			24.3386-9991.5	241003	ATE - Halter		
→	☐; ALU		24.3386-9991.5	241003	ATE - Halter					
→	☐; 09/07→; ALU		24.3386-9992.5	241004	ATE - Halter					
→	☐; ALU		24.3386-9992.5	241004	ATE - Halter					
C 220 CDI 4-matic (204.284)	125	02/13→08/14	←	☐; für Fahrzeuge ohne Sportpaket / für Fahrzeuge ohne AMG-Sportpaket		24.3606-1709.5	241209	TRW - Halter		
			←	☐; für Fahrzeuge ohne Sportpaket / für Fahrzeuge ohne AMG-Sportpaket		24.3606-1710.5	241210	TRW - Halter		
			→	☐; GG		24.3381-9953.5	240976	ATE - Halter		
			→	☐; GG		24.3381-9954.5	240977	ATE - Halter		
			→	☐; ALU		24.3386-9991.5	241003	ATE - Halter		
↓										

















	kw			 	! #		
<b>MERCEDES-BENZ - C-KLASSE T-Model (S204) 08/07→08/14</b>							
 <b>Bremssattel</b>							
C 250 CDI (204.203)	150	01/09→08/14	←	☐; 04/09→; für Fahrzeuge mit Sportpaket / für Fahrzeuge mit AMG-Sportpaket	24.3606-1703.5	240587	TRW - Halter
			←	☐; 04/09→; für Fahrzeuge mit Sportpaket / für Fahrzeuge mit AMG-Sportpaket	24.3606-1704.5	240588	TRW - Halter
			←	☐; 04/09→; für Fahrzeuge ohne Sportpaket / für Fahrzeuge ohne AMG-Sportpaket	24.3606-1707.7	221011	TRW - Halter
			←	☐; 04/09→; für Fahrzeuge ohne Sportpaket / für Fahrzeuge ohne AMG-Sportpaket	24.3606-1708.7	221012	TRW - Halter
			→	☐; 04/09→; GG	24.3401-9931.5	241103	ATE - Halter
			→	☐; 04/09→; GG	24.3401-9932.5	241104	ATE - Halter
			→	☐; 04/09→; ALU	24.3406-9961.5	241019	ATE - Halter
			→	☐; 04/09→; ALU	24.3406-9962.5	241020	ATE - Halter
C 250 CDI 4-matic (204.282)	150	04/10→08/14	←	☐; für Fahrzeuge ohne Sportpaket / für Fahrzeuge ohne AMG-Sportpaket	24.3606-1709.5	241209	TRW - Halter
			←	☐; für Fahrzeuge ohne Sportpaket / für Fahrzeuge ohne AMG-Sportpaket	24.3606-1710.5	241210	TRW - Halter
			→	☐; für Fahrzeuge mit Sportpaket / für Fahrzeuge mit AMG-Sportpaket; GG	24.3381-9953.5	240976	ATE - Halter
			→	☐; für Fahrzeuge mit Sportpaket / für Fahrzeuge mit AMG-Sportpaket; GG	24.3381-9954.5	240977	ATE - Halter
			→	☐; für Fahrzeuge mit Sportpaket / für Fahrzeuge mit AMG-Sportpaket; ALU	24.3386-9991.5	241003	ATE - Halter
			→	☐; für Fahrzeuge mit Sportpaket / für Fahrzeuge mit AMG-Sportpaket; ALU	24.3386-9992.5	241004	ATE - Halter
			→	☐; für Fahrzeuge ohne Sportpaket / für Fahrzeuge ohne AMG-Sportpaket; GG	24.3401-9931.5	241103	ATE - Halter
			→	☐; für Fahrzeuge ohne Sportpaket / für Fahrzeuge ohne AMG-Sportpaket; GG	24.3401-9932.5	241104	ATE - Halter
			→	☐; für Fahrzeuge ohne Sportpaket / für Fahrzeuge ohne AMG-Sportpaket; ALU	24.3406-9961.5	241019	ATE - Halter
			→	☐; für Fahrzeuge ohne Sportpaket / für Fahrzeuge ohne AMG-Sportpaket; ALU	24.3406-9962.5	241020	ATE - Halter
C 280 (204.254)	170	08/07→08/14	←	☐; 09/07→; für Fahrzeuge ohne Sportpaket / für Fahrzeuge ohne AMG-Sportpaket	24.3606-1707.7	221011	TRW - Halter
			←	☐; 09/07→; für Fahrzeuge ohne Sportpaket / für Fahrzeuge ohne AMG-Sportpaket	24.3606-1708.7	221012	TRW - Halter
			←	☐; 09/07→; für Fahrzeuge mit Sportpaket / für Fahrzeuge mit AMG-Sportpaket	24.3606-1711.5	240780	TRW - Halter
			←	☐; 09/07→; für Fahrzeuge mit Sportpaket / für Fahrzeuge mit AMG-Sportpaket	24.3606-1712.5	240781	TRW - Halter
			→	☐; 09/07→; GG	24.3381-9953.5	240976	ATE - Halter
			→	☐; 09/07→; GG	24.3381-9954.5	240977	ATE - Halter
			→	☐; 09/07→; ALU	24.3386-9991.5	241003	ATE - Halter
			→	☐; 09/07→; ALU	24.3386-9992.5	241004	ATE - Halter
C 300 CDI 4-matic (204.292) C 350 CDI 4-matic (204.292)	170	06/11→08/14	←	☐; für Fahrzeuge mit Sportpaket / für Fahrzeuge mit AMG-Sportpaket	24.3601-1721.5	240629	TRW - Halter
	170	10/09→08/14	←	☐; für Fahrzeuge mit Sportpaket / für Fahrzeuge mit AMG-Sportpaket	24.3601-1722.5	240630	TRW - Halter
			←	☐; für Fahrzeuge ohne Sportpaket / für Fahrzeuge ohne AMG-Sportpaket	24.3601-1723.5	240631	TRW - Halter
↓							


















	kw			 	! #			
<b>MERCEDES-BENZ - C-KLASSE T-Model (S204) 08/07→08/14</b>								
<b> Bremssattel</b>								
C 300 CDI 4-matic (204.292) C 350 CDI 4-matic (204.292)	170	06/11→08/14	←	 ; für Fahrzeuge ohne Sportpaket / für Fahrzeuge ohne AMG-Sportpaket		24.3601-1724.5	240632	TRW - Halter
	170	10/09→08/14	→	 ; GG		24.3401-9931.5	241103	ATE - Halter
			→	 ; GG		24.3401-9932.5	241104	ATE - Halter
			→	 ; ALU		24.3406-9961.5	241019	ATE - Halter
			→	 ; ALU		24.3406-9962.5	241020	ATE - Halter
C 320 CDI (204.222) C 350 (204.256)	165	08/07→08/14	←	 ; 09/07→; für Fahrzeuge mit Sportpaket / für Fahrzeuge mit AMG-Sportpaket		24.3606-1711.5	240780	TRW - Halter
	200	08/07→08/14	←	 ; 09/07→; für Fahrzeuge mit Sportpaket / für Fahrzeuge mit AMG-Sportpaket		24.3606-1712.5	240781	TRW - Halter
			→	 ; 09/07→; GG		24.3401-9931.5	241103	ATE - Halter
			→	 ; 09/07→; GG		24.3401-9932.5	241104	ATE - Halter
			→	 ; 09/07→; ALU		24.3406-9961.5	241019	ATE - Halter
			→	 ; 09/07→; ALU		24.3406-9962.5	241020	ATE - Halter
C 320 CDI 4-matic (204.289) C 350 CDI 4-matic (204.289)	165	08/07→12/11	←	 ; 09/07→; für Fahrzeuge mit Sportpaket / für Fahrzeuge mit AMG-Sportpaket		24.3601-1721.5	240629	TRW - Halter
	165	08/07→12/11	←	 ; 09/07→; für Fahrzeuge mit Sportpaket / für Fahrzeuge mit AMG-Sportpaket		24.3601-1722.5	240630	TRW - Halter
			←	 ; 09/07→; für Fahrzeuge ohne Sportpaket / für Fahrzeuge ohne AMG-Sportpaket		24.3601-1723.5	240631	TRW - Halter
			←	 ; 09/07→; für Fahrzeuge ohne Sportpaket / für Fahrzeuge ohne AMG-Sportpaket		24.3601-1724.5	240632	TRW - Halter
			→	 ; 09/07→; GG		24.3401-9931.5	241103	ATE - Halter
			→	 ; 09/07→; GG		24.3401-9932.5	241104	ATE - Halter
			→	 ; 09/07→; ALU		24.3406-9961.5	241019	ATE - Halter
			→	 ; 09/07→; ALU		24.3406-9962.5	241020	ATE - Halter
C 350 CDI (204.223) C 350 CDI (204.225) C 350 CDI (204.225)	195	06/11→08/14	←	 ; für Fahrzeuge mit Sportpaket / für Fahrzeuge mit AMG-Sportpaket		24.3606-1711.5	240780	TRW - Halter
	165	08/07→08/14	←	 ; für Fahrzeuge mit Sportpaket / für Fahrzeuge mit AMG-Sportpaket		24.3606-1712.5	240781	TRW - Halter
	170	10/09→08/14	→	 ; GG		24.3401-9931.5	241103	ATE - Halter
			→	 ; GG		24.3401-9932.5	241104	ATE - Halter
			→	 ; ALU		24.3406-9961.5	241019	ATE - Halter
			→	 ; ALU		24.3406-9962.5	241020	ATE - Halter
C 350 CGI (204.257)	225	06/11→08/14	←	 ; für Fahrzeuge mit Sportpaket / für Fahrzeuge mit AMG-Sportpaket		24.3606-1711.5	240780	TRW - Halter
			←	 ; für Fahrzeuge mit Sportpaket / für Fahrzeuge mit AMG-Sportpaket		24.3606-1712.5	240781	TRW - Halter
			→			24.3406-9961.5	241019	ATE - Halter
			→			24.3406-9962.5	241020	ATE - Halter
<b>Feder, Bremssattel</b>								
C 180 (204.231) C 180 CDI (204.200)	115	02/12→08/14		für Fahrzeuge mit Sportpaket / für Fahrzeuge mit AMG-Sportpaket	2	11.8116-0340.1	390595	ATE
	88	01/11→08/14						
C 180 CGI (204.249) C 180 Kompressor (204.245)	115	11/09→08/14		für Fahrzeuge ohne Sportpaket / für Fahrzeuge ohne AMG-Sportpaket	2	11.8116-0340.1	390595	ATE
	115	01/08→08/14						
C 200 CDI (204.201) C 250 CDI 4-matic (204.282)	100	08/10→08/14						
	150	04/10→08/14						
C 180 Kompressor (204.246) C 200 CDI (204.207)	115	08/07→08/14		09/07→; für Fahrzeuge mit Sportpaket / für Fahrzeuge mit AMG-Sportpaket	2	11.8116-0340.1	390595	ATE
	100	08/07→12/09		09/07→; für Fahrzeuge ohne Sportpaket / für Fahrzeuge ohne AMG-Sportpaket	2			
C 200 CGI (204.248) C 250 CDI (204.203)	135 150	08/07→08/14 01/09→08/14		04/09→	2	11.8116-0340.1	390595	ATE
↓								

	kW			 	! #		
<b>MERCEDES-BENZ - C-KLASSE T-Model (S204) 08/07→08/14</b>							
<b>Feder, Bremssattel</b>							
C 200 Kompressor (204.241)	135	08/07→08/14		09/07→	2	11.8116-0340.1 390595	ATE
C 220 CDI (204.208)	125	08/07→11/08					
C 230 (204.252)	150	08/07→08/14					
C 280 (204.254)	170	08/07→08/14					
C 320 CDI (204.222)	165	08/07→08/14					
C 320 CDI 4-matic (204.289)	165	08/07→12/11					
C 350 (204.256)	200	08/07→08/14					
C 350 CDI 4-matic (204.289)	165	08/07→12/11					
C 220 CDI (204.202)	120	12/08→08/14			2	11.8116-0340.1 390595	ATE
C 220 CDI (204.202)	125	12/08→08/14					
C 220 CDI 4-matic (204.284)	125	02/13→08/14					
C 250 (204.252)	150	02/08→12/12					
C 250 CGI (204.247)	150	07/09→08/14					
C 300 CDI 4-matic (204.292)	170	06/11→08/14					
C 350 CDI (204.223)	195	06/11→08/14					
C 350 CDI (204.225)	165	08/07→08/14					
C 350 CDI (204.225)	170	10/09→08/14					
C 350 CDI 4-matic (204.292)	170	10/09→08/14					
C 350 CGI (204.257)	225	06/11→08/14					
C 220 CDI (204.208)	120	08/07→11/08		09/07→	2	11.8116-0340.1 390595	ATE
					2	11.8116-0340.1 390595	ATE
<b>Führungshülzensatz, Bremssattel</b>							
C 180 (204.231)	115	02/12→08/14	➔	für Fahrzeuge mit Sportpaket / für Fahrzeuge mit AMG-Sportpaket		11.0101-5407.2 260011	ATE
C 180 CDI (204.200)	88	01/11→08/14					
C 180 CGI (204.249)	115	11/09→08/14	➔	für Fahrzeuge ohne Sportpaket / für Fahrzeuge ohne AMG-Sportpaket		11.0101-5407.2 260011	ATE
C 180 Kompressor (204.245)	115	01/08→08/14					
C 200 CDI (204.201)	100	08/10→08/14					
C 250 CDI 4-matic (204.282)	150	04/10→08/14					
C 180 Kompressor (204.246)	115	08/07→08/14	➔	09/07→; für Fahrzeuge mit Sportpaket / für Fahrzeuge mit AMG-Sportpaket		11.0101-5407.2 260011	ATE
C 200 CDI (204.207)	100	08/07→12/09	➔	09/07→; für Fahrzeuge ohne Sportpaket / für Fahrzeuge ohne AMG-Sportpaket		11.0101-5407.2 260011	ATE
C 200 CGI (204.248)	135	08/07→08/14	➔	04/09→		11.0101-5407.2 260011	ATE
C 250 CDI (204.203)	150	01/09→08/14					
C 200 Kompressor (204.241)	135	08/07→08/14	➔	09/07→		11.0101-5407.2 260011	ATE
C 220 CDI (204.208)	125	08/07→11/08					
C 230 (204.252)	150	08/07→08/14					
C 280 (204.254)	170	08/07→08/14					
C 320 CDI (204.222)	165	08/07→08/14					
C 320 CDI 4-matic (204.289)	165	08/07→12/11					
C 350 (204.256)	200	08/07→08/14					
C 350 CDI 4-matic (204.289)	165	08/07→12/11					
C 220 CDI (204.202)	120	12/08→08/14	➔			11.0101-5407.2 260011	ATE
C 220 CDI (204.202)	125	12/08→08/14					
C 220 CDI 4-matic (204.284)	125	02/13→08/14					
C 250 (204.252)	150	02/08→12/12					
C 250 CGI (204.247)	150	07/09→08/14					
C 300 CDI 4-matic (204.292)	170	06/11→08/14					
C 350 CDI (204.223)	195	06/11→08/14					
C 350 CDI (204.225)	165	08/07→08/14					
C 350 CDI (204.225)	170	10/09→08/14					
C 350 CDI 4-matic (204.292)	170	10/09→08/14					
C 350 CGI (204.257)	225	06/11→08/14					
C 220 CDI (204.208)	120	08/07→11/08	➔			11.0101-5407.2 260011	ATE
			➔	09/07→		11.0101-5407.2 260011	ATE
<b>Führungsbolzen, Bremssattel</b>							
C 180 (204.231)	115	02/12→08/14		für Fahrzeuge mit Sportpaket / für Fahrzeuge mit AMG-Sportpaket	2	11.8171-0008.1 990049	ATE
C 180 CDI (204.200)	88	01/11→08/14					
C 180 CGI (204.249)	115	11/09→08/14		für Fahrzeuge ohne Sportpaket / für Fahrzeuge ohne AMG-Sportpaket	2	11.8171-0008.1 990049	ATE
C 180 Kompressor (204.245)	115	01/08→08/14					
C 200 CDI (204.201)	100	08/10→08/14					
↓							








	kW					! #		
<b>MERCEDES-BENZ - C-KLASSE T-Model (S204) 08/07→08/14</b>								
<b>Führungsbolzen, Bremsattel</b>								
C 250 CDI 4-matic (204.282)	150	04/10→08/14		für Fahrzeuge mit Sportpaket / für Fahrzeuge mit AMG-Sportpaket	2	11.8171-0008.1	990049	ATE
				für Fahrzeuge ohne Sportpaket / für Fahrzeuge ohne AMG-Sportpaket	2	11.8171-0008.1	990049	ATE
C 180 Kompressor (204.246) C 200 CDI (204.207)	115	08/07→08/14		09/07→; für Fahrzeuge mit Sportpaket / für Fahrzeuge mit AMG-Sportpaket	2	11.8171-0008.1	990049	ATE
	100	08/07→12/09		09/07→; für Fahrzeuge ohne Sportpaket / für Fahrzeuge ohne AMG-Sportpaket	2	11.8171-0008.1	990049	ATE
C 200 CGI (204.248)	135	08/07→08/14		04/09→	2	11.8171-0008.1	990049	ATE
C 250 CDI (204.203)	150	01/09→08/14						
C 200 Kompressor (204.241)	135	08/07→08/14		09/07→	2	11.8171-0008.1	990049	ATE
C 220 CDI (204.208)	125	08/07→11/08						
C 230 (204.252)	150	08/07→08/14						
C 280 (204.254)	170	08/07→08/14						
C 320 CDI (204.222)	165	08/07→08/14						
C 320 CDI 4-matic (204.289)	165	08/07→12/11						
C 350 (204.256)	200	08/07→08/14						
C 350 CDI 4-matic (204.289)	165	08/07→12/11						
C 220 CDI (204.202)	120	12/08→08/14			2	11.8171-0008.1	990049	ATE
C 220 CDI (204.202)	125	12/08→08/14						
C 220 CDI 4-matic (204.284)	125	02/13→08/14						
C 250 (204.252)	150	02/08→12/12						
C 250 CGI (204.247)	150	07/09→08/14						
C 300 CDI 4-matic (204.292)	170	06/11→08/14						
C 350 CDI (204.223)	195	06/11→08/14						
C 350 CDI (204.225)	165	08/07→08/14						
C 350 CDI (204.225)	170	10/09→08/14						
C 350 CDI 4-matic (204.292)	170	10/09→08/14						
C 350 CGI (204.257)	225	06/11→08/14						
C 220 CDI (204.208)	120	08/07→11/08		09/07→	2	11.8171-0008.1	990049	ATE
					2	11.8171-0008.1	990049	ATE
<b>Bremsschlauch</b>								
C 180 (204.231)	115	02/12→08/14	←		2	83.7705-0386.3	330828	L= 385
C 180 CDI (204.200)	88	01/11→08/14						
C 180 CGI (204.249)	115	11/09→08/14	→		2	24.5172-0305.3	331312	L= 305
C 180 Kompressor (204.245)	115	01/08→08/14						
C 200 CDI (204.201)	100	08/10→08/14						
C 220 CDI (204.202)	120	12/08→08/14						
C 220 CDI (204.202)	125	12/08→08/14						
C 250 (204.252)	150	02/08→12/12						
C 250 CGI (204.247)	150	07/09→08/14						
C 350 CDI (204.223)	195	06/11→08/14						
C 350 CDI (204.225)	165	08/07→08/14						
C 350 CDI (204.225)	170	10/09→08/14						
C 350 CGI (204.257)	225	06/11→08/14						
C 180 Kompressor (204.246)	115	08/07→08/14	←	09/07→	2	83.7705-0386.3	330828	L= 385
C 200 CDI (204.207)	100	08/07→12/09	→	09/07→	2	24.5172-0305.3	331312	L= 305
C 200 Kompressor (204.241)	135	08/07→08/14						
C 220 CDI (204.208)	125	08/07→11/08						
C 230 (204.252)	150	08/07→08/14						
C 280 (204.254)	170	08/07→08/14						
C 320 CDI (204.222)	165	08/07→08/14						
C 350 (204.256)	200	08/07→08/14						
C 200 CGI (204.248)	135	08/07→08/14	←	04/09→	2	83.7705-0386.3	330828	L= 385
C 250 CDI (204.203)	150	01/09→08/14	→	04/09→	2	24.5172-0305.3	331312	L= 305
C 220 CDI (204.208)	120	08/07→11/08	←	09/07→	2	83.7705-0386.3	330828	L= 385
			←		2	83.7705-0386.3	330828	L= 385
			→	09/07→	2	24.5172-0305.3	331312	L= 305
			→		2	24.5172-0305.3	331312	L= 305
C 220 CDI 4-matic (204.284)	125	02/13→08/14	←		2	24.5140-0455.3	331577	L= 455
C 250 CDI 4-matic (204.282)	150	04/10→08/14	→		2	24.5172-0305.3	331312	L= 305
C 300 CDI 4-matic (204.292)	170	06/11→08/14						
↓								

	kW					! #		
<b>MERCEDES-BENZ - C-KLASSE T-Model (S204) 08/07→08/14</b>								
<b>Bremsschlauch</b>								
C 350 CDI 4-matic (204.292)	170	10/09→08/14	←			2	24.5140-0455.3 331577	L= 455
			→			2	24.5172-0305.3 331312	L= 305
C 320 CDI 4-matic (204.289)	165	08/07→12/11	←	09/07→		2	24.5140-0455.3 331577	L= 455
C 350 CDI 4-matic (204.289)	165	08/07→12/11	→	09/07→		2	24.5172-0305.3 331312	L= 305
C 63 AMG	373	06/13→08/14	←			2	24.5140-0405.3 331576	L= 405
C 63 AMG (204.277)	336	02/08→08/14						
C 63 AMG (204.277)	358	01/12→08/14	→			2	24.5172-0305.3 331312	L= 305
<b>MERCEDES-BENZ - C-KLASSE T-Model (S205) 09/14→</b>								
<b>Führungshülzensatz, Bremssattel</b>								
AMG C 43 4-matic (205.264)	270	04/16→05/18	→				11.0101-5407.2 260011	ATE
AMG C 43 4-matic (205.264)	287	05/18→						
C 160 (205.244)	95	04/15→						
C 160 (205.275)	95	06/19→						
C 180 (205.240)	115	09/14→						
C 180 (205.276)	115	06/19→						
C 180 BlueTEC / d (205.236)	85	09/14→05/18						
C 180 d (205.200)	90	05/18→						
C 200 (205.242)	135	09/14→05/18						
C 200 4-matic (205.243)	135	04/15→05/18						
C 200 BlueTEC / d (205.237)	100	09/14→05/18						
C 200 d (205.201)	118	05/18→						
C 200 d (205.207)	100	10/15→05/18						
C 200 d (205.211)	110	05/18→						
C 200 EQ Boost (205.277)	135	04/18→						
C 200 EQ Boost 4-matic (205.278)	135	04/18→						
C 220 BlueTEC / d (205.204)	120	09/14→05/18						
C 220 BlueTEC / d (205.204)	125	09/14→05/18						
C 220 d (205.214)	143	04/18→						
C 220 d 4-matic (205.205)	125	04/15→05/18						
C 220 d 4-matic (205.215)	143	05/18→						
C 250 (205.245)	155	09/14→05/18						
C 250 BlueTEC / d (205.208)	150	09/14→05/18						
C 250 BlueTEC / d 4-matic (205.209)	150	10/14→05/18						
C 300 (205.248)	180	09/15→05/18						
C 300 (205.283)	190	05/18→						
C 300 4-matic (205.284)	190	05/18→						
C 300 BlueTEC Hybrid / h (205.212)	150	10/14→05/18						
C 300 d (205.218)	180	06/18→						
C 300 d 4-matic (205.219)	180	06/18→						
C 300 de (205.213)	143	05/19→						
C 300 de (205.213)	225	05/19→						
C 300 e (205.253)	155	07/19→						
C 300 e (205.253)	235	07/19→						
C 300 EQ Boost (205.283)	190	05/19→						
C 300 EQ Boost 4-matic (205.284)	190	05/19→						
C 350 e (205.247)	155	02/15→05/18						
C 350 e (205.247)	205	02/15→05/18						
<b>Führungsbolzen, Bremssattel</b>								
AMG C 43 4-matic (205.264)	270	04/16→05/18	→				11.8171-0008.1 990049	ATE
C 160 (205.244)	95	04/15→						
C 160 (205.275)	95	06/19→						
C 180 (205.240)	115	09/14→						
C 180 (205.276)	115	06/19→						
C 180 BlueTEC / d (205.236)	85	09/14→05/18						
C 200 (205.242)	135	09/14→05/18						
C 200 4-matic (205.243)	135	04/15→05/18						
C 200 BlueTEC / d (205.237)	100	09/14→05/18						
C 200 d (205.207)	100	10/15→05/18						
↓								










	kW			 	! #		
<b>MERCEDES-BENZ - C-KLASSE T-Model (S205) 09/14→</b>							
<b>Führungsbolzen, Bremsattel</b>							
C 220 BlueTEC / d (205.204)	120	09/14→05/18	➔			11.8171-0008.1 990049	ATE
C 220 BlueTEC / d (205.204)	125	09/14→05/18					
C 220 d 4-matic (205.205)	125	04/15→05/18					
C 250 (205.245)	155	09/14→05/18					
C 250 BlueTEC / d (205.208)	150	09/14→05/18					
C 250 BlueTEC / d 4-matic (205.209)	150	10/14→05/18					
C 300 (205.248)	180	09/15→05/18					
C 300 4-matic (205.284)	190	05/18→					
C 300 BlueTEC Hybrid / h (205.212)	150	10/14→05/18					
C 300 de (205.213)	143	05/19→					
C 300 de (205.213)	225	05/19→					
C 300 e (205.253)	155	07/19→					
C 300 e (205.253)	235	07/19→					
C 300 EQ Boost (205.283)	190	05/19→					
C 300 EQ Boost 4-matic (205.284)	190	05/19→					
C 350 e (205.247)	155	02/15→05/18					
C 350 e (205.247)	205	02/15→05/18					
AMG C 43 4-matic (205.264)	287	05/18→	➔		2	11.8171-0008.1 990049	ATE
C 180 d (205.200)	90	05/18→					
C 200 d (205.201)	118	05/18→					
C 200 d (205.211)	110	05/18→					
C 200 EQ Boost (205.277)	135	04/18→					
C 200 EQ Boost 4-matic (205.278)	135	04/18→					
C 220 d (205.214)	143	04/18→					
C 220 d 4-matic (205.215)	143	05/18→					
C 300 (205.283)	190	05/18→					
C 300 d (205.218)	180	06/18→					
C 300 d 4-matic (205.219)	180	06/18→					
<b>MERCEDES-BENZ - CLC-KLASSE (CL203) 05/08→06/11</b>							
<b> Bremsattel</b>							
CLC 160 (203.731)	95	02/09→06/11	➔	☐; → 10/10		24.4361-0023.5 230089	ATE
			➔	☐; → 10/10		24.4361-0024.5 230090	ATE
CLC 180 Kompressor (203.746)	105	05/08→06/11	←	☐; → 10/10		24.3571-1739.5 240944	TRW - Halter
CLC 200 CDI (203.707)	90	05/08→06/11	←	☐; → 10/10		24.3571-1740.5 240945	TRW - Halter
CLC 220 CDI (203.708)	110	05/08→06/11	➔	☐; → 10/10		24.4361-0023.5 230089	ATE
			➔	☐; → 10/10		24.4361-0024.5 230090	ATE
CLC 200 Kompressor (203.741)	135	05/08→06/11	➔	☐; → 10/10		24.9936-0035.5 230047	ATE
CLC 350 (203.756)	200	05/08→06/11	➔	☐; → 10/10		24.9936-0036.5 230048	ATE
CLC 230 (203.752)	150	05/08→06/11	←	☐		24.3571-1721.5 240910	TRW - Halter
			←	☐		24.3571-1722.5 240911	TRW - Halter
			➔	☐		24.9936-0035.5 230047	ATE
			➔	☐		24.9936-0036.5 230048	ATE
<b>Dichtungssatz, Bremsattel</b>							
CLC 160 (203.731)	95	02/09→06/11	➔	→ 10/10		13.0441-3609.2 250057	ATE
CLC 180 Kompressor (203.746)	105	05/08→06/11					
CLC 200 CDI (203.707)	90	05/08→06/11					
CLC 200 Kompressor (203.741)	135	05/08→06/11					
CLC 220 CDI (203.708)	110	05/08→06/11					
CLC 350 (203.756)	200	05/08→06/11					
CLC 230 (203.752)	150	05/08→06/11	➔			13.0441-3609.2 250057	ATE
<b>Zubehörsatz, Bremsattel</b>							
CLC 160 (203.731)	95	02/09→06/11	←	→ 10/10		24.0101-3803.2 260101	TRW
CLC 180 Kompressor (203.746)	105	05/08→06/11					
CLC 200 CDI (203.707)	90	05/08→06/11	↓				

	kW					! #		
<b>MERCEDES-BENZ - CLC-KLASSE (CL203) 05/08→06/11</b>								
<b>Zubehörsatz, Bremssattel</b>								
CLC 200 Kompressor (203.741)	135	05/08→06/11	←	→ 10/10			24.0101-3803.2 260101	TRW
CLC 220 CDI (203.708)	110	05/08→06/11						
CLC 230 (203.752)	150	05/08→06/11	←				24.0101-3803.2 260101	TRW
<b>Bremsschlauch</b>								
CLC 160 (203.731)	95	02/09→06/11	←	→ 10/10	2	83.7705-0386.3 330828	L= 385	
CLC 180 Kompressor (203.746)	105	05/08→06/11	→	→ 10/10	2	24.5123-0281.3 330877	L= 280	
CLC 200 CDI (203.707)	90	05/08→06/11						
CLC 200 Kompressor (203.741)	135	05/08→06/11						
CLC 220 CDI (203.708)	110	05/08→06/11						
CLC 350 (203.756)	200	05/08→06/11						
CLC 230 (203.752)	150	05/08→06/11	←		2	83.7705-0386.3 330828	L= 385	
			→		2	24.5123-0281.3 330877	L= 280	
<b>MERCEDES-BENZ - CLK (C208) 06/97→12/03</b>								
<b>Bremssattel</b>								
200 (208.335)	100	06/97→06/02	←	☐		11.3571-8512.2 220316	ATE - Halter	
200 Kompressor (208.344)	120	06/00→06/02				24.3571-8512.5 240492	ATE - Halter	
200 Kompressor (208.345)	141	06/97→06/00	←	☐		24.3571-8511.5 240491	ATE - Halter	
230 Kompressor (208.347)	142	06/97→06/00	→	☐; F 000851 / T 000001→		24.4236-8003.5 230139	ATE	
230 Kompressor (208.348)	145	06/00→06/02	→	☐; F 000851 / T 000001→		24.4236-8004.5 230140	ATE	
			→	☐; → F 000850		24.9238-8035.5 230025	ATE	
			→	☐; → F 000850		24.9238-8036.5 230026	ATE	
320 (208.365)	160	06/97→06/02	←	☐		24.3571-8509.5 241032	ATE - Halter	
			←	☐		24.3571-8510.5 241033	ATE - Halter	
			→	☐; → F 196683 / T 098095		24.9236-8001.5 230007	ATE	
			→	☐; → F 196683 / T 098095		24.9236-8002.5 230008	ATE	
			→	☐; F 196684 / T 098096→		24.9936-0035.5 230047	ATE	
			→	☐; F 196684 / T 098096→		24.9936-0036.5 230048	ATE	
430 (208.370)	205	07/98→06/02	←	☐		24.3571-8509.5 241032	ATE - Halter	
			←	☐		24.3571-8510.5 241033	ATE - Halter	
			→	☐; F126679→		24.4421-8025.5 230127	ATE	
			→	☐; F126679→		24.4421-8026.5 230128	ATE	
			→	☐; → F 129678		24.9236-8001.5 230007	ATE	
			→	☐; → F 129678		24.9236-8002.5 230008	ATE	
55 AMG (208.374)	255	08/99→06/02	→	☐		24.4421-8025.5 230127	ATE	
			→	☐		24.4421-8026.5 230128	ATE	
<b>Halter, Bremssattel</b>								
200 (208.335)	100	06/97→06/02	←		2	11.8170-0401.1 260103	ATE	
200 Kompressor (208.344)	120	06/00→06/02						
200 Kompressor (208.345)	141	06/97→06/00						
230 Kompressor (208.347)	142	06/97→06/00						
230 Kompressor (208.348)	145	06/00→06/02						
<b>Feder, Bremssattel</b>								
200 (208.335)	100	06/97→06/02	←		2	11.8116-0253.1 390512	ATE	
200 Kompressor (208.344)	120	06/00→06/02						
200 Kompressor (208.345)	141	06/97→06/00						
230 Kompressor (208.347)	142	06/97→06/00						
230 Kompressor (208.348)	145	06/00→06/02						
320 (208.365)	160	06/97→06/02						
430 (208.370)	205	07/98→06/02		F129679→	2	11.8116-0133.1 390511	ATE	
			←		2	11.8116-0253.1 390512	ATE	
55 AMG (208.374)	255	08/99→06/02			2	11.8116-0133.1 390511	ATE	



	kW			 	! #			
<b>MERCEDES-BENZ - CLK (C208) 06/97→12/03</b>								
<b>Führungshülzensatz, Bremssattel</b>								
200 (208.335)	100	06/97→06/02	←			11.0101-5407.2	260011	ATE
200 Kompressor (208.344)	120	06/00→06/02						
200 Kompressor (208.345)	141	06/97→06/00						
230 Kompressor (208.347)	142	06/97→06/00						
230 Kompressor (208.348)	145	06/00→06/02						
320 (208.365)	160	06/97→06/02						
430 (208.370)	205	07/98→06/02	←			11.0101-5407.2	260011	ATE
			←	F129679→		11.0101-7003.2	260124	ATE
<b>Führungsbolzen, Bremssattel</b>								
200 (208.335)	100	06/97→06/02	←		2	11.8171-0008.1	990049	ATE
200 Kompressor (208.344)	120	06/00→06/02						
200 Kompressor (208.345)	141	06/97→06/00						
230 Kompressor (208.347)	142	06/97→06/00						
230 Kompressor (208.348)	145	06/00→06/02						
320 (208.365)	160	06/97→06/02						
430 (208.370)	205	07/98→06/02		F129679→		11.8171-0096.1	250155	ATE
				→ F129678		11.8171-0096.1	250155	ATE
			←		2	11.8171-0008.1	990049	ATE
<b>Dichtungssatz, Bremssattel</b>								
200 (208.335)	100	06/97→06/02	←			11.0441-5703.2	250145	ATE
200 Kompressor (208.344)	120	06/00→06/02	→	F 000851 / T 000001→		13.0441-3609.2	250057	ATE
200 Kompressor (208.345)	141	06/97→06/00	→	→ F 000850		13.0441-3817.2	250071	ATE
230 Kompressor (208.347)	142	06/97→06/00						
230 Kompressor (208.348)	145	06/00→06/02						
320 (208.365)	160	06/97→06/02	←			11.0441-5703.2	250145	ATE
			→	→ F 196683 / T 098095		13.0441-3606.2	250147	ATE
			→	F 196684 / T 098096→		13.0441-3609.2	250057	ATE
430 (208.370)	205	07/98→06/02	←			11.0441-5703.2	250145	ATE
			←	→ F129678		13.0441-4214.2	250091	ATE
			→	→ F 129678		13.0441-3606.2	250147	ATE
			→	F126679→		13.0441-4216.2	250093	ATE
55 AMG (208.374)	255	08/99→06/02	→			13.0441-4216.2	250093	ATE
<b>Schraube, Bremssattel</b>								
200 (208.335)	100	06/97→06/02	←		4	13.8190-0330.1	990134	M12x1,5
200 Kompressor (208.344)	120	06/00→06/02						
200 Kompressor (208.345)	141	06/97→06/00						
230 Kompressor (208.347)	142	06/97→06/00						
230 Kompressor (208.348)	145	06/00→06/02						
320 (208.365)	160	06/97→06/02						
55 AMG (208.374)	255	08/99→06/02						
430 (208.370)	205	07/98→06/02	←	→ F129678	4	13.8190-0330.1	990134	M12x1,5
			←	F129679→	4	13.8190-0330.1	990134	M12x1,5
			←	für Australien	4	13.8190-0330.1	990134	M12x1,5
<b>Bremsschlauch</b>								
200 (208.335)	100	06/97→06/02	←		2	83.7705-0386.3	330828	L= 385
200 Kompressor (208.344)	120	06/00→06/02	→		2	24.5123-0281.3	330877	L= 280
200 Kompressor (208.345)	141	06/97→06/00						
230 Kompressor (208.347)	142	06/97→06/00						
230 Kompressor (208.348)	145	06/00→06/02						
↓								



	kw			 	! #		
<b>MERCEDES-BENZ - CLK (C208) 06/97→12/03</b>							
 <b>Bremsschlauch</b>							
320 (208.365)	160	06/97→06/02	←		2	83.7705-0386.3 330828	L= 385
430 (208.370)	205	07/98→06/02					
55 AMG (208.374)	255	08/99→06/02	→		2	24.5123-0281.3 330877	L= 280
<b>MERCEDES-BENZ - CLK (C209) 05/02→03/10</b>							
 <b>Bremssattel</b>							
200 CGI (209.343)	125	07/03→05/09	←	☐; → 04/09; für Fahrzeuge ohne Sportpaket / für Fahrzeuge ohne AMG-Sportpaket		24.3571-1739.5 240944	TRW - Halter
200 Kompressor (209.342)	120	09/02→05/09	←	☐; → 04/09; für Fahrzeuge ohne Sportpaket / für Fahrzeuge ohne AMG-Sportpaket		24.3571-1740.5 240945	TRW - Halter
			→	☐; → 04/09; für Fahrzeuge ohne Sportpaket / für Fahrzeuge ohne AMG-Sportpaket		24.4361-0023.5 230089	ATE
			→	☐; → 04/09; für Fahrzeuge ohne Sportpaket / für Fahrzeuge ohne AMG-Sportpaket		24.4361-0024.5 230090	ATE
			→	☐; → 04/09; für Fahrzeuge mit Sportpaket / für Fahr- zeuge mit AMG-Sportpaket		24.9936-0035.5 230047	ATE
			→	☐; → 04/09; für Fahrzeuge mit Sportpaket / für Fahr- zeuge mit AMG-Sportpaket		24.9936-0036.5 230048	ATE
200 Kompressor (209.341)	135	10/06→05/09	←	☐; → 04/09; für Fahrzeuge ohne Sportpaket / für Fahrzeuge ohne AMG-Sportpaket		24.3571-1721.5 240910	TRW - Halter
270 CDI (209.316)	125	10/02→05/09	←	☐; → 04/09; für Fahrzeuge ohne Sportpaket / für Fahrzeuge ohne AMG-Sportpaket		24.3571-1722.5 240911	TRW - Halter
			→	☐; → 04/09		24.9936-0035.5 230047	ATE
			→	☐; → 04/09		24.9936-0036.5 230048	ATE
220 CDI (209.308)	100	01/05→05/09	←	☐; 05/05→ 04/09; für Fahrzeuge ohne Sportpaket / für Fahrzeuge ohne AMG-Sportpaket		24.3571-1739.5 240944	TRW - Halter
220 CDI (209.308)	110	01/05→05/09	←	☐; 05/05→ 04/09; für Fahrzeuge ohne Sportpaket / für Fahrzeuge ohne AMG-Sportpaket		24.3571-1740.5 240945	TRW - Halter
			→	☐; 05/05→ 04/09; für Fahrzeuge ohne Sportpaket / für Fahrzeuge ohne AMG-Sportpaket		24.4361-0023.5 230089	ATE
			→	☐; 05/05→ 04/09; für Fahrzeuge ohne Sportpaket / für Fahrzeuge ohne AMG-Sportpaket		24.4361-0024.5 230090	ATE
			→	☐; 05/05→ 04/09; für Fahrzeuge mit Sportpaket / für Fahr- zeuge mit AMG-Sportpaket		24.9936-0035.5 230047	ATE
			→	☐; 05/05→ 04/09; für Fahrzeuge mit Sportpaket / für Fahr- zeuge mit AMG-Sportpaket		24.9936-0036.5 230048	ATE
240 (209.361)	120	06/02→05/09	←	☐; → 04/09		24.3571-1721.5 240910	TRW - Halter
240 (209.361)	125	06/02→05/09	←	☐; → 04/09		24.3571-1722.5 240911	TRW - Halter
320 (209.365)	160	06/02→05/09	→	☐; → 04/09		24.9936-0035.5 230047	ATE
			→	☐; → 04/09		24.9936-0036.5 230048	ATE
270 CDI (209.316)	120	02/03→06/05	←	☐; für Fahrzeuge ohne Sportpaket / für Fahrzeuge ohne AMG-Sportpaket		24.3571-1721.5 240910	TRW - Halter
			←	☐; für Fahrzeuge ohne Sportpaket / für Fahrzeuge ohne AMG-Sportpaket		24.3571-1722.5 240911	TRW - Halter
			→	☐		24.9936-0035.5 230047	ATE
			→	☐		24.9936-0036.5 230048	ATE
280 (209.354)	170	01/05→05/09	←	☐; 05/05→ 04/09; für Fahrzeuge ohne Sportpaket / für Fahrzeuge ohne AMG-Sportpaket		24.3571-1721.5 240910	TRW - Halter
			←	☐; 05/05→ 04/09; für Fahrzeuge ohne Sportpaket / für Fahrzeuge ohne AMG-Sportpaket		24.3571-1722.5 240911	TRW - Halter
			→	☐; 05/05→ 04/09		24.9936-0035.5 230047	ATE
			→	☐; 05/05→ 04/09		24.9936-0036.5 230048	ATE
↓							

**MERCEDES-BENZ - CLK (C209) 05/02→03/10**

 **Bremssattel**

320 CDI (209.320) 350 (209.356)	165 200	01/05→05/09 01/05→05/09	➡	☐; 05/05→ 04/09 ☐; 05/05→ 04/09	24.9936-0035.5	230047	ATE
			➡		24.9936-0036.5	230048	ATE

**Dichtungssatz, Bremssattel**

200 CGI (209.343) 200 Kompressor (209.341) 200 Kompressor (209.342) 240 (209.361) 240 (209.361) 270 CDI (209.316) 320 (209.365)	125 135 120 120 125 125 160	07/03→05/09 10/06→05/09 09/02→05/09 06/02→05/09 06/02→05/09 10/02→05/09 06/02→05/09	➡	→ 04/09	13.0441-3609.2	250057	ATE
220 CDI (209.308) 220 CDI (209.308) 280 (209.354) 320 CDI (209.320) 350 (209.356) 270 CDI (209.316)	100 110 170 165 200 120	01/05→05/09 01/05→05/09 01/05→05/09 01/05→05/09 01/05→05/09 02/03→06/05	➡	05/05→ 04/09	13.0441-3609.2	250057	ATE
500 (209.372) 500 (209.375) 55 AMG (209.376)	285 225 270	06/06→05/09 06/02→05/09 09/02→05/09	➡	→ 04/09 → F 123374	13.0441-4216.2	250093	ATE

**Zubehörsatz, Bremssattel**

200 CGI (209.343) 200 Kompressor (209.342)	125 120	07/03→05/09 09/02→05/09	←	→ 04/09	24.0101-3803.2	260101	TRW
220 CDI (209.308) 220 CDI (209.308)	100 110	01/05→05/09 01/05→05/09	←	05/05→ 04/09	24.0101-3803.2	260101	TRW









 **Bremsschlauch**










200 CGI (209.343) 200 Kompressor (209.341) 200 Kompressor (209.342) 240 (209.361) 240 (209.361) 270 CDI (209.316) 320 (209.365) 500 (209.372) 500 (209.375) 55 AMG (209.376) 63 AMG (209.377) 63 AMG (209.377)	125 135 120 120 125 125 160 285 225 270 354 373	07/03→05/09 10/06→05/09 09/02→05/09 06/02→05/09 06/02→05/09 10/02→05/09 06/02→05/09 06/06→05/09 06/02→05/09 09/02→05/09 04/06→05/09 05/07→05/09	←	→ 04/09	2	83.7705-0386.3	330828	L= 385
			➡	→ 04/09	2	24.5123-0281.3	330877	L= 280
220 CDI (209.308) 220 CDI (209.308) 280 (209.354) 320 CDI (209.320) 350 (209.356) 270 CDI (209.316)	100 110 170 165 200 120	01/05→05/09 01/05→05/09 01/05→05/09 01/05→05/09 01/05→05/09 02/03→06/05	←	05/05→ 04/09	2	83.7705-0386.3	330828	L= 385
			➡	05/05→ 04/09	2	24.5123-0281.3	330877	L= 280
			←		2	83.7705-0386.3	330828	L= 385
			➡		2	24.5123-0281.3	330877	L= 280








**MERCEDES-BENZ - CLK Cabriolet (A208) 03/98→03/02**

 **Bremssattel**

200 (208.435)	100	03/98→03/02	←	☐; 06/98→	11.3571-8512.2	220316	ATE - Halter
			←	☐; 06/98→	24.3571-8512.5	240492	ATE - Halter
			←	☐; 06/98→	24.3571-8511.5	240491	ATE - Halter
			➡	☐; 06/98→	24.4236-8003.5	230139	ATE
			➡	☐; 06/98→	24.4236-8004.5	230140	ATE
200 Kompressor (208.444) 230 Kompressor (208.448)	120 145	06/00→03/02 06/00→03/02	←	☐	24.3571-8509.5	241032	ATE - Halter
			←	☐	24.3571-8510.5	241033	ATE - Halter
			➡	☐; → F 196683 / T 098095	24.9236-8001.5	230007	ATE
			➡	☐; → F 196683 / T 098095	24.9236-8002.5	230008	ATE
			➡	☐; F 196684 / T 098096→	24.9936-0035.5	230047	ATE
			➡	☐; F 196684 / T 098096→	24.9936-0036.5	230048	ATE
200 Kompressor (208.445) 230 Kompressor (208.447) 320 (208.465) ↓	141 142 160	03/98→06/00 03/98→06/00 03/98→03/02	←	☐; 06/98→	24.3571-8509.5	241032	ATE - Halter
			←	☐; 06/98→	24.3571-8510.5	241033	ATE - Halter
			➡	☐; 06/98→; → F 196683 / T 098095	24.9236-8001.5	230007	ATE

	kW					! #		
<b>MERCEDES-BENZ - CLK Cabriolet (A208) 03/98→03/02</b>								
<b> Bremssattel</b>								
200 Kompressor (208.445)	141	03/98→06/00	➡	☐; 06/98→; → F 196683 / T 098095		24.9236-8002.5	230008	ATE
230 Kompressor (208.447)	142	03/98→06/00	➡	☐; F 196684 / T 098096→		24.9936-0035.5	230047	ATE
320 (208.465)	160	03/98→03/02	➡	☐; F 196684 / T 098096→		24.9936-0036.5	230048	ATE
430 (208.470)	205	09/98→03/02	➡	☐; 06/99→		24.4421-8025.5	230127	ATE
			➡	☐; 06/99→		24.4421-8026.5	230128	ATE
55 AMG (208.474)	255	01/00→03/02	➡	☐		24.4421-8025.5	230127	ATE
			➡	☐		24.4421-8026.5	230128	ATE
<b>Halter, Bremssattel</b>								
200 (208.435)	100	03/98→03/02	←	06/98→	2	11.8170-0401.1	260103	ATE
<b>Feder, Bremssattel</b>								
200 (208.435)	100	03/98→03/02	←	06/98→	2	11.8116-0253.1	390512	ATE
200 Kompressor (208.445)	141	03/98→06/00						
230 Kompressor (208.447)	142	03/98→06/00						
320 (208.465)	160	03/98→03/02						
200 Kompressor (208.444)	120	06/00→03/02	←		2	11.8116-0253.1	390512	ATE
230 Kompressor (208.448)	145	06/00→03/02						
430 (208.470)	205	09/98→03/02		06/99→	2	11.8116-0133.1	390511	ATE
55 AMG (208.474)	255	01/00→03/02			2	11.8116-0133.1	390511	ATE
<b>Führungshülzensatz, Bremssattel</b>								
200 (208.435)	100	03/98→03/02	←	06/98→		11.0101-5407.2	260011	ATE
200 Kompressor (208.445)	141	03/98→06/00						
230 Kompressor (208.447)	142	03/98→06/00						
320 (208.465)	160	03/98→03/02						
200 Kompressor (208.444)	120	06/00→03/02	←			11.0101-5407.2	260011	ATE
230 Kompressor (208.448)	145	06/00→03/02						
430 (208.470)	205	09/98→03/02	←	06/99→		11.0101-7003.2	260124	ATE
<b>Führungsbolzen, Bremssattel</b>								
200 (208.435)	100	03/98→03/02		06/98→	2	11.8171-0008.1	990049	ATE
200 Kompressor (208.445)	141	03/98→06/00						
230 Kompressor (208.447)	142	03/98→06/00						
320 (208.465)	160	03/98→03/02						
200 Kompressor (208.444)	120	06/00→03/02			2	11.8171-0008.1	990049	ATE
230 Kompressor (208.448)	145	06/00→03/02						
430 (208.470)	205	09/98→03/02		06/99→	2	11.8171-0008.1	990049	ATE
<b>Dichtungssatz, Bremssattel</b>								
200 (208.435)	100	03/98→03/02	←	06/98→		11.0441-5703.2	250145	ATE
			➡	06/98→		13.0441-3609.2	250057	ATE
200 Kompressor (208.444)	120	06/00→03/02	←			11.0441-5703.2	250145	ATE
230 Kompressor (208.448)	145	06/00→03/02	➡	→ F 196683 / T 098095		13.0441-3606.2	250147	ATE
			➡	F 196684 / T 098096→		13.0441-3609.2	250057	ATE
200 Kompressor (208.445)	141	03/98→06/00	←	06/98→		11.0441-5703.2	250145	ATE
230 Kompressor (208.447)	142	03/98→06/00	➡	06/98→; → F 196683 / T 098095		13.0441-3606.2	250147	ATE
320 (208.465)	160	03/98→03/02	➡	F 196684 / T 098096→		13.0441-3609.2	250057	ATE
430 (208.470)	205	09/98→03/02	➡	06/99→		13.0441-4216.2	250093	ATE
55 AMG (208.474)	255	01/00→03/02	➡			13.0441-4216.2	250093	ATE
<b>Schraube, Bremssattel</b>								
200 (208.435)	100	03/98→03/02	←	06/98→	4	13.8190-0330.1	990134	M12x1,5
200 Kompressor (208.444)	120	06/00→03/02			4	13.8190-0330.1	990134	M12x1,5
↓								

	kW			 	! #		
<b>MERCEDES-BENZ - CLK Cabriolet (A208) 03/98→03/02</b>							
<b>Schraube, Bremssattel</b>							
230 Kompressor (208.448)	145	06/00→03/02			4	13.8190-0330.1 990134	M12x1,5
200 Kompressor (208.445)	141	03/98→06/00		06/98→	4	13.8190-0330.1 990134	M12x1,5
230 Kompressor (208.447)	142	03/98→06/00					
320 (208.465)	160	03/98→03/02					
430 (208.470)	205	09/98→03/02	←	06/99→	4	13.8190-0330.1 990134	M12x1,5
55 AMG (208.474)	255	01/00→03/02	←		4	13.8190-0330.1 990134	M12x1,5
<b> Bremsschlauch</b>							
200 (208.435)	100	03/98→03/02	←	06/98→	2	83.7705-0386.3 330828	L= 385
200 Kompressor (208.445)	141	03/98→06/00	→	06/98→	2	24.5123-0281.3 330877	L= 280
230 Kompressor (208.447)	142	03/98→06/00					
320 (208.465)	160	03/98→03/02					
200 Kompressor (208.444)	120	06/00→03/02	←		2	83.7705-0386.3 330828	L= 385
230 Kompressor (208.448)	145	06/00→03/02	→		2	24.5123-0281.3 330877	L= 280
55 AMG (208.474)	255	01/00→03/02					
430 (208.470)	205	09/98→03/02	←	06/99→	2	83.7705-0386.3 330828	L= 385
			→	06/99→	2	24.5123-0281.3 330877	L= 280
<b>MERCEDES-BENZ - CLK Cabriolet (A209) 06/02→03/10</b>							
<b> Bremssattel</b>							
CLK 200 CGI (209.343)	125	07/03→03/10	←	☐; → 12/09		24.3571-1739.5 240944	TRW - Halter
			←	☐; → 12/09		24.3571-1740.5 240945	TRW - Halter
			→	☐; → 12/09		24.4361-0023.5 230089	ATE
			→	☐; → 12/09		24.4361-0024.5 230090	ATE
CLK 200 Kompressor (209.441)	135	10/06→03/10	←	☐; → 12/09; für Fahrzeuge ohne Sportpaket / für Fahrzeuge ohne AMG-Sportpaket		24.3571-1721.5 240910	TRW - Halter
			←	☐; → 12/09; für Fahrzeuge ohne Sportpaket / für Fahrzeuge ohne AMG-Sportpaket		24.3571-1722.5 240911	TRW - Halter
			→	☐; → 12/09		24.9936-0035.5 230047	ATE
			→	☐; → 12/09		24.9936-0036.5 230048	ATE
CLK 200 Kompressor (209.442)	120	02/03→03/10	←	☐; 05/03→ 12/09; für Fahrzeuge ohne Sportpaket / für Fahrzeuge ohne AMG-Sportpaket		24.3571-1721.5 240910	TRW - Halter
			←	☐; 05/03→ 12/09; für Fahrzeuge ohne Sportpaket / für Fahrzeuge ohne AMG-Sportpaket		24.3571-1722.5 240911	TRW - Halter
			→	☐; 05/03→ 12/09		24.9936-0035.5 230047	ATE
			→	☐; 05/03→ 12/09		24.9936-0036.5 230048	ATE
CLK 240 (209.461) CLK 320 (209.465)	125 160	02/03→03/10 02/03→03/10	←	☐; 05/03→ 12/09		24.3571-1721.5 240910	TRW - Halter
			←	☐; 05/03→ 12/09		24.3571-1722.5 240911	TRW - Halter
			→	☐; 05/03→ 12/09		24.9936-0035.5 230047	ATE
			→	☐; 05/03→ 12/09		24.9936-0036.5 230048	ATE
CLK 280 (209.454)	170	01/05→03/10	←	☐; 05/05→ 12/09; für Fahrzeuge ohne Sportpaket / für Fahrzeuge ohne AMG-Sportpaket		24.3571-1721.5 240910	TRW - Halter
			←	☐; 05/05→ 12/09; für Fahrzeuge ohne Sportpaket / für Fahrzeuge ohne AMG-Sportpaket		24.3571-1722.5 240911	TRW - Halter
			→	☐; 05/05→ 12/09		24.9936-0035.5 230047	ATE
			→	☐; 05/05→ 12/09		24.9936-0036.5 230048	ATE
CLK 320 CDI (209.420) CLK 350 (209.456)	165 200	03/05→03/10 01/05→03/10	→	☐; 05/05→ 12/09		24.9936-0035.5 230047	ATE
			→	☐; 05/05→ 12/09		24.9936-0036.5 230048	ATE
<b>Dichtungssatz, Bremssattel</b>							
CLK 200 CGI (209.343) CLK 200 Kompressor (209.441)	125 135	07/03→03/10 10/06→03/10	→	→ 12/09		13.0441-3609.2 250057	ATE
CLK 200 Kompressor (209.442)	120	02/03→03/10	→	05/03→ 12/09		13.0441-3609.2 250057	ATE

	kW			 	! #		
<b>MERCEDES-BENZ - CLK Cabriolet (A209) 06/02→03/10</b>							
<b>Dichtungssatz, Bremssattel</b>							
CLK 240 (209.461) CLK 320 (209.465)	125 160	02/03→03/10 02/03→03/10	➡	05/03→ 12/09		13.0441-3609.2 250057	ATE
CLK 280 (209.454) CLK 320 CDI (209.420) CLK 350 (209.456)	170 165 200	01/05→03/10 03/05→03/10 01/05→03/10	➡	05/05→ 12/09		13.0441-3609.2 250057	ATE
CLK 500 (209.472)	285	06/06→03/10	➡	→ 12/09		13.0441-4216.2 250093	ATE
CLK 500 (209.475)	225	02/03→03/10	➡	05/03→ 12/09		13.0441-4216.2 250093	ATE
CLK 55 AMG (209.476)	270	06/02→03/10	➡	05/03→; → T 033979 / F 123374		13.0441-4216.2 250093	ATE
<b>Zubehörsatz, Bremssattel</b>							
CLK 200 CGI (209.343)	125	07/03→03/10	⬅	→ 12/09		24.0101-3803.2 260101	TRW
<b>Bremsschlauch</b>							
CLK 200 CGI (209.343) CLK 200 Kompressor (209.441)	125 135	07/03→03/10 10/06→03/10	⬅	→ 12/09	2	83.7705-0386.3 330828	L= 385
CLK 500 (209.472) CLK 63 AMG (209.477)	285 354	06/06→03/10 04/06→03/10	➡	→ 12/09	2	24.5123-0281.3 330877	L= 280
CLK 200 Kompressor (209.442) CLK 240 (209.461) CLK 320 (209.465) CLK 500 (209.475) CLK 55 AMG (209.476)	120 125 160 225 270	02/03→03/10 02/03→03/10 02/03→03/10 02/03→03/10 06/02→03/10	⬅	05/03→ 12/09	2	83.7705-0386.3 330828	L= 385
CLK 240 (209.461) CLK 320 (209.465) CLK 500 (209.475) CLK 55 AMG (209.476)	125 160 225 270	02/03→03/10 02/03→03/10 02/03→03/10 06/02→03/10	➡	05/03→ 12/09	2	24.5123-0281.3 330877	L= 280
CLK 280 (209.454) CLK 320 CDI (209.420) CLK 350 (209.456)	170 165 200	01/05→03/10 03/05→03/10 01/05→03/10	⬅	05/05→ 12/09	2	83.7705-0386.3 330828	L= 385
			➡	05/05→ 12/09	2	24.5123-0281.3 330877	L= 280
<b>MERCEDES-BENZ - CLS (C218) 01/11→12/17</b>							
<b>Bremssattel</b>							
CLS 220 BlueTEC / d (218.301) CLS 220 BlueTEC / d (218.301)	120 125	05/14→12/17 05/14→12/17	⬅	☐		24.3606-1711.5 240780	TRW - Halter
CLS 220 BlueTEC / d (218.301) CLS 250 CDI / BlueTEC / d (218.303, 218.304)	130 150	05/14→12/17 04/11→12/17	➡	☐		24.3426-9989.5 240647	ATE - Halter
			➡	☐		24.3426-9990.5 240648	ATE - Halter
CLS 250 BlueTEC / d 4-matic (218.397)	150	05/14→12/17	⬅	☐		24.3601-1721.5 240629	TRW - Halter
			⬅	☐		24.3601-1722.5 240630	TRW - Halter
			➡	☐		24.3426-9989.5 240647	ATE - Halter
			➡	☐		24.3426-9990.5 240648	ATE - Halter
CLS 350 (218.359) CLS 350 BlueTEC / d (218.326) CLS 350 BlueTEC / d (218.326) CLS 350 CDI / d (218.323)	225 185 190 195	01/11→08/14 02/13→12/17 06/14→12/17 01/11→08/14	⬅	☐		24.3606-1711.5 240780	TRW - Halter
			⬅	☐		24.3606-1712.5 240781	TRW - Halter
			➡	☐		24.3426-9991.5 240954	ATE - Halter
			➡	☐		24.3426-9992.5 240955	ATE - Halter
CLS 350 BlueTEC / d 4-matic (218.394) CLS 350 CDI / d 4-matic (218.393) CLS 350 d 4-matic (218.394)	185 195 190	02/13→12/17 09/11→08/14 04/15→12/17	⬅	☐		24.3601-1721.5 240629	TRW - Halter
			⬅	☐		24.3601-1722.5 240630	TRW - Halter
			➡	☐		24.3426-9991.5 240954	ATE - Halter
			➡	☐		24.3426-9992.5 240955	ATE - Halter
CLS 400 (218.361) CLS 400 (218.365) CLS 400 4-matic (218.367) CLS 400 4-matic (218.368)	245 245 245 245	07/14→12/17 05/14→12/17 05/14→12/17 07/14→12/17	➡	☐		24.3426-9991.5 240954	ATE - Halter
			➡	☐		24.3426-9992.5 240955	ATE - Halter
CLS 500 (218.373) CLS 500 4-matic (218.391)	300 300	02/11→12/17 09/11→12/17	➡	☐		24.3426-9959.5 240952	ATE - Halter
			➡	☐		24.3426-9960.5 240953	ATE - Halter
<b>Feder, Bremssattel</b>							
CLS 220 BlueTEC / d (218.301) CLS 220 BlueTEC / d (218.301) CLS 220 BlueTEC / d (218.301) CLS 250 BlueTEC / d 4-matic (218.397)	120 125 130 150	05/14→12/17 05/14→12/17 05/14→12/17 05/14→12/17			2	11.8116-0087.2 390607	ATE



kW



! #

**MERCEDES-BENZ - CLS (C218) 01/11→12/17****Feder, Bremssattel**

CLS 250 CDI / BlueTEC / d (218.303, 218.304)	150	04/11→12/17			2	11.8116-0087.2	390607	ATE
CLS 350 (218.359)	225	01/11→08/14						
CLS 350 BlueTEC / d (218.326)	185	02/13→12/17						
CLS 350 BlueTEC / d (218.326)	190	06/14→12/17						
CLS 350 BlueTEC / d 4-matic (218.394)	185	02/13→12/17						
CLS 350 CDI / d (218.323)	195	01/11→08/14						
CLS 350 CDI / d 4-matic (218.393)	195	09/11→08/14						
CLS 350 d 4-matic (218.394)	190	04/15→12/17						
CLS 400 (218.361)	245	07/14→12/17						
CLS 400 (218.365)	245	05/14→12/17						
CLS 400 4-matic (218.367)	245	05/14→12/17						
CLS 400 4-matic (218.368)	245	07/14→12/17						
CLS 500 (218.373)	300	02/11→12/17						
CLS 500 4-matic (218.391)	300	09/11→12/17						

**Führungshülzensatz, Bremssattel**

CLS 350 (218.359)	225	01/11→08/14	➔			11.0101-5407.2	260011	ATE
CLS 350 BlueTEC / d (218.326)	185	02/13→12/17						
CLS 350 BlueTEC / d (218.326)	190	06/14→12/17						
CLS 350 BlueTEC / d 4-matic (218.394)	185	02/13→12/17						
CLS 350 CDI / d (218.323)	195	01/11→08/14						
CLS 350 CDI / d 4-matic (218.393)	195	09/11→08/14						
CLS 350 d 4-matic (218.394)	190	04/15→12/17						
CLS 400 (218.361)	245	07/14→12/17						
CLS 400 (218.365)	245	05/14→12/17						
CLS 400 4-matic (218.367)	245	05/14→12/17						
CLS 400 4-matic (218.368)	245	07/14→12/17						
CLS 500 (218.373)	300	02/11→12/17						
CLS 500 4-matic (218.391)	300	09/11→12/17						

**Führungsbolzen, Bremssattel**










CLS 350 (218.359)	225	01/11→08/14			2	11.8171-0008.1	990049	ATE
CLS 350 BlueTEC / d (218.326)	185	02/13→12/17						
CLS 350 BlueTEC / d (218.326)	190	06/14→12/17						
CLS 350 BlueTEC / d 4-matic (218.394)	185	02/13→12/17						
CLS 350 CDI / d (218.323)	195	01/11→08/14						
CLS 350 CDI / d 4-matic (218.393)	195	09/11→08/14						
CLS 350 d 4-matic (218.394)	190	04/15→12/17						
CLS 400 (218.361)	245	07/14→12/17						
CLS 400 (218.365)	245	05/14→12/17						
CLS 400 4-matic (218.367)	245	05/14→12/17						
CLS 400 4-matic (218.368)	245	07/14→12/17						
CLS 500 (218.373)	300	02/11→12/17						
CLS 500 4-matic (218.391)	300	09/11→12/17						

**Bremsschlauch**










CLS 220 BlueTEC / d (218.301)	120	05/14→12/17	➔		2	24.5148-0406.3	331478	L= 400
CLS 220 BlueTEC / d (218.301)	125	05/14→12/17						
CLS 220 BlueTEC / d (218.301)	130	05/14→12/17						





	kW			 	! #		
<b>MERCEDES-BENZ - CLS (C218) 01/11→12/17</b>							
 <b>Bremsschlauch</b>							
CLS 250 CDI / BlueTEC / d (218.303, 218.304)	150	04/11→12/17	←		2	24.5148-0406.3 331478	L= 400
CLS 350 (218.359)	225	01/11→08/14					
CLS 350 BlueTEC / d (218.326)	185	02/13→12/17					
CLS 350 BlueTEC / d (218.326)	190	06/14→12/17					
CLS 350 CDI / d (218.323)	195	01/11→08/14					
CLS 400 (218.361)	245	07/14→12/17					
CLS 400 (218.365)	245	05/14→12/17					
CLS 500 (218.373)	300	02/11→12/17					
CLS 500 4-matic (218.391)	300	09/11→12/17					
CLS 250 BlueTEC / d 4-matic (218.397)	150	05/14→12/17	←		2	83.7713-0487.3 331342	L= 488
CLS 350 BlueTEC / d 4-matic (218.394)	185	02/13→12/17					
CLS 350 CDI / d 4-matic (218.393)	195	09/11→08/14					
CLS 350 d 4-matic (218.394)	190	04/15→12/17					
CLS 400 4-matic (218.367)	245	05/14→12/17					
CLS 400 4-matic (218.368)	245	07/14→12/17					
<b>MERCEDES-BENZ - CLS (C219) 10/04→02/11</b>							
 <b>Bremssattel</b>							
CLS 280 (219.354)	170	07/08→12/10	→	☐; → 10/10		24.3426-9991.5 240954	ATE - Halter
CLS 300 (219.354)	170	04/09→12/10	→				
CLS 350 (219.356)	200	10/04→12/10	→	☐; → 10/10		24.3426-9992.5 240955	ATE - Halter
CLS 350 (219.357)	215	04/06→12/10					
CLS 350 CDI (219.322)	165	04/09→12/10					
CLS 500 (219.375)	225	10/04→12/10					
CLS 320 CDI	155	01/05→12/10	→	☐; 05/05→ 10/10		24.3426-9991.5 240954	ATE - Halter
CLS 320 CDI (219.322)	165	01/05→12/10	→	☐; 05/05→ 10/10		24.3426-9992.5 240955	ATE - Halter
CLS 500 (219.372)	285	04/06→12/10	→	☐; → 10/10		24.3426-9959.5 240952	ATE - Halter
			→	☐; → 10/10		24.3426-9960.5 240953	ATE - Halter
<b>Halter, Bremssattel</b>							
CLS 280 (219.354)	170	07/08→12/10	→	→ 10/10		11.8170-0611.1 260116	ATE
CLS 300 (219.354)	170	04/09→12/10					
CLS 350 (219.356)	200	10/04→12/10					
CLS 350 (219.357)	215	04/06→12/10					
CLS 350 CDI (219.322)	165	04/09→12/10					
CLS 500 (219.375)	225	10/04→12/10					
CLS 320 CDI	155	01/05→12/10	→	05/05→ 10/10		11.8170-0611.1 260116	ATE
CLS 320 CDI (219.322)	165	01/05→12/10					
<b>Feder, Bremssattel</b>							
CLS 280 (219.354)	170	07/08→12/10		→ 10/10	2	11.8116-0323.1 390459	ATE
CLS 300 (219.354)	170	04/09→12/10					
CLS 350 (219.356)	200	10/04→12/10					
CLS 350 (219.357)	215	04/06→12/10					
CLS 350 CDI (219.322)	165	04/09→12/10					
CLS 500 (219.375)	225	10/04→12/10					
CLS 320 CDI	155	01/05→12/10		05/05→ 10/10	2	11.8116-0323.1 390459	ATE
CLS 320 CDI (219.322)	165	01/05→12/10					
CLS 500 (219.372)	285	04/06→12/10		→ 10/10	2	11.8116-0086.2 390606	ATE
<b>Führungshülzensatz, Bremssattel</b>							
CLS 280 (219.354)	170	07/08→12/10	→	→ 10/10		11.0101-4202.2 260094	ATE
CLS 300 (219.354)	170	04/09→12/10					
CLS 350 CDI (219.322)	165	04/09→12/10					
CLS 320 CDI	155	01/05→12/10	→	05/05→ 10/10		11.0101-4202.2 260094	ATE
CLS 320 CDI (219.322)	165	01/05→12/10					
CLS 350 (219.356)	200	10/04→12/10	→	→ 10/10		11.0101-5407.2 260011	ATE
CLS 350 (219.357)	215	04/06→12/10					
CLS 500 (219.372)	285	04/06→12/10					
CLS 500 (219.375)	225	10/04→12/10					
<b>Führungsbolzen, Bremssattel</b>							
CLS 350 (219.356)	200	10/04→12/10	←	→ 10/10	2	11.8171-0008.1 990049	ATE
CLS 350 (219.357)	215	04/06→12/10					
CLS 500 (219.375)	225	10/04→12/10					
↓							



	kw			 	! #		
<b>MERCEDES-BENZ - CLS (C219) 10/04→02/11</b>							
<b>Führungsbolzen, Bremsattel</b>							
CLS 500 (219.372)	285	04/06→12/10		→ 10/10	2	11.8171-0008.1 990049	ATE
<b>Dichtungssatz, Bremsattel</b>							
CLS 280 (219.354)	170	07/08→12/10	←	→ 10/10		11.0441-4203.2 250013	ATE
CLS 300 (219.354)	170	04/09→12/10					
CLS 350 CDI (219.322)	165	04/09→12/10					
CLS 320 CDI	155	01/05→12/10	←	05/05→ 10/10		11.0441-4203.2 250013	ATE
CLS 320 CDI (219.322)	165	01/05→12/10					
<b>Schraube, Bremsattel</b>							
CLS 280 (219.354)	170	07/08→12/10		→ 10/10	4	13.8190-0330.1 990134	M12x1,5
CLS 300 (219.354)	170	04/09→12/10					
CLS 350 (219.356)	200	10/04→12/10					
CLS 350 (219.357)	215	04/06→12/10					
CLS 350 CDI (219.322)	165	04/09→12/10					
CLS 500 (219.375)	225	10/04→12/10					
CLS 55 AMG (219.376)	350	01/05→12/10					
CLS 320 CDI	155	01/05→12/10		05/05→ 10/10	4	13.8190-0330.1 990134	M12x1,5
CLS 320 CDI (219.322)	165	01/05→12/10					
<b> Bremsschlauch</b>							
CLS 280 (219.354)	170	07/08→12/10	←	→ 10/10	2	24.5123-0380.3 331256	L= 380
CLS 300 (219.354)	170	04/09→12/10					
CLS 350 (219.356)	200	10/04→12/10	→	→ 10/10	2	24.5238-0255.3 330674	L= 255
CLS 350 (219.357)	215	04/06→12/10					
CLS 350 CDI (219.322)	165	04/09→12/10					
CLS 500 (219.372)	285	04/06→12/10					
CLS 500 (219.375)	225	10/04→12/10					
CLS 55 AMG (219.376)	350	01/05→12/10					
CLS 63 AMG (219.377)	378	04/06→12/10					
CLS 320 CDI	155	01/05→12/10	←	05/05→ 10/10	2	24.5123-0380.3 331256	L= 380
CLS 320 CDI (219.322)	165	01/05→12/10	→	05/05→ 10/10	2	24.5238-0255.3 330674	L= 255
<b>MERCEDES-BENZ - CLS Shooting Brake (X218) 10/12→12/17</b>							
<b> Bremssattel</b>							
CLS 220 BlueTEC / d (218.901)	120	05/14→12/17	←	☐		24.3606-1711.5 240780	TRW - Halter
CLS 220 BlueTEC / d (218.901)	125	05/14→12/17	←	☐		24.3606-1712.5 240781	TRW - Halter
CLS 220 BlueTEC / d (218.901)	130	05/14→12/17	→	☐		24.3426-9989.5 240647	ATE - Halter
CLS 250 CDI / BlueTEC / d (218.903, 218.904)	150	10/12→12/17	→	☐		24.3426-9990.5 240648	ATE - Halter
CLS 250 BlueTEC / d 4-matic (218.997)	150	05/14→12/17	←	☐		24.3601-1721.5 240629	TRW - Halter
			←	☐		24.3601-1722.5 240630	TRW - Halter
			→	☐		24.3426-9989.5 240647	ATE - Halter
			→	☐		24.3426-9990.5 240648	ATE - Halter
CLS 350 (218.959)	225	10/12→08/14	←	☐; für Fahrzeuge ohne Sportpaket		24.3606-1711.5 240780	TRW - Halter
CLS 350 BlueTEC / d (218.926)	190	05/14→12/17	←	☐; für Fahrzeuge ohne Sportpaket		24.3606-1712.5 240781	TRW - Halter
CLS 350 CDI / d (218.923)	195	10/12→08/14	→	☐		24.3426-9991.5 240954	ATE - Halter
			→	☐		24.3426-9992.5 240955	ATE - Halter
CLS 350 BlueTEC / d 4-matic (218.994)	185	05/14→12/17	←	☐; für Fahrzeuge ohne Sportpaket		24.3601-1721.5 240629	TRW - Halter
CLS 350 CDI / d 4-matic (218.993)	195	10/12→08/14	←	☐; für Fahrzeuge ohne Sportpaket		24.3601-1722.5 240630	TRW - Halter
CLS 350 d 4-matic (218.994)	190	04/15→12/17	→	☐		24.3426-9991.5 240954	ATE - Halter
			→	☐		24.3426-9992.5 240955	ATE - Halter
CLS 400 (218.961)	245	07/14→12/17	→	☐		24.3426-9991.5 240954	ATE - Halter
CLS 400 (218.965)	245	05/14→12/17	→	☐		24.3426-9992.5 240955	ATE - Halter
CLS 400 4-matic (218.967)	245	05/14→12/17	→	☐			
CLS 400 4-matic (218.968)	245	07/14→12/17					
CLS 500 (218.973)	300	10/12→12/17	→	☐		24.3426-9959.5 240952	ATE - Halter
CLS 500 4-matic (218.991)	300	10/12→12/17	→	☐		24.3426-9960.5 240953	ATE - Halter
<b>Feder, Bremsattel</b>							
CLS 220 BlueTEC / d (218.901)	120	05/14→12/17			2	11.8116-0087.2 390607	ATE
CLS 220 BlueTEC / d (218.901)	125	05/14→12/17					
↓							



kW



! #

**MERCEDES-BENZ - CLS Shooting Brake (X218) 10/12→12/17****Feder, Bremssattel**

CLS 220 BlueTEC / d (218.901)	130	05/14→12/17			2	11.8116-0087.2	390607	ATE
CLS 250 BlueTEC / d 4-matic (218.997)	150	05/14→12/17						
CLS 250 CDI / BlueTEC / d (218.903, 218.904)	150	10/12→12/17						
CLS 350 (218.959)	225	10/12→08/14						
CLS 350 BlueTEC / d (218.926)	190	05/14→12/17						
CLS 350 BlueTEC / d 4-matic (218.994)	185	05/14→12/17						
CLS 350 CDI / d (218.923)	195	10/12→08/14						
CLS 350 CDI / d 4-matic (218.993)	195	10/12→08/14						
CLS 350 d 4-matic (218.994)	190	04/15→12/17						
CLS 400 (218.961)	245	07/14→12/17						
CLS 400 (218.965)	245	05/14→12/17						
CLS 400 4-matic (218.967)	245	05/14→12/17						
CLS 400 4-matic (218.968)	245	07/14→12/17						
CLS 500 (218.973)	300	10/12→12/17						
CLS 500 4-matic (218.991)	300	10/12→12/17						

**Führungshülzensatz, Bremssattel**

CLS 220 BlueTEC / d (218.901)	120	05/14→12/17	➔			11.0101-5407.2	260011	ATE
CLS 220 BlueTEC / d (218.901)	125	05/14→12/17						
CLS 220 BlueTEC / d (218.901)	130	05/14→12/17						
CLS 250 BlueTEC / d 4-matic (218.997)	150	05/14→12/17						
CLS 250 CDI / BlueTEC / d (218.903, 218.904)	150	10/12→12/17						
CLS 350 (218.959)	225	10/12→08/14						
CLS 350 BlueTEC / d (218.926)	190	05/14→12/17						
CLS 350 BlueTEC / d 4-matic (218.994)	185	05/14→12/17						
CLS 350 CDI / d (218.923)	195	10/12→08/14						
CLS 350 CDI / d 4-matic (218.993)	195	10/12→08/14						
CLS 350 d 4-matic (218.994)	190	04/15→12/17						
CLS 400 (218.961)	245	07/14→12/17						
CLS 400 (218.965)	245	05/14→12/17						
CLS 400 4-matic (218.967)	245	05/14→12/17						
CLS 400 4-matic (218.968)	245	07/14→12/17						
CLS 500 (218.973)	300	10/12→12/17						
CLS 500 4-matic (218.991)	300	10/12→12/17						

**Führungsbolzen, Bremssattel**

CLS 220 BlueTEC / d (218.901)	120	05/14→12/17			2	11.8171-0008.1	990049	ATE
CLS 220 BlueTEC / d (218.901)	125	05/14→12/17						
CLS 220 BlueTEC / d (218.901)	130	05/14→12/17						
CLS 250 BlueTEC / d 4-matic (218.997)	150	05/14→12/17						
CLS 250 CDI / BlueTEC / d (218.903, 218.904)	150	10/12→12/17						
CLS 350 (218.959)	225	10/12→08/14						
CLS 350 BlueTEC / d (218.926)	190	05/14→12/17						
CLS 350 BlueTEC / d 4-matic (218.994)	185	05/14→12/17						
CLS 350 CDI / d (218.923)	195	10/12→08/14						
CLS 350 CDI / d 4-matic (218.993)	195	10/12→08/14						



**MERCEDES-BENZ - CLS Shooting Brake (X218) 10/12→12/17**

**Führungsbolzen, Bremsattel**

CLS 350 d 4-matic (218.994)	190	04/15→12/17			2	11.8171-0008.1	990049	ATE
CLS 400 (218.961)	245	07/14→12/17						
CLS 400 (218.965)	245	05/14→12/17						
CLS 400 4-matic (218.967)	245	05/14→12/17						
CLS 400 4-matic (218.968)	245	07/14→12/17						
CLS 500 (218.973)	300	10/12→12/17						
CLS 500 4-matic (218.991)	300	10/12→12/17						

 **Bremsschlauch**









CLS 220 BlueTEC / d (218.901)	120	05/14→12/17	←		2	24.5148-0406.3	331478	L= 400
CLS 220 BlueTEC / d (218.901)	125	05/14→12/17						
CLS 220 BlueTEC / d (218.901)	130	05/14→12/17						
CLS 250 CDI / BlueTEC / d (218.903, 218.904)	150	10/12→12/17						
CLS 350 (218.959)	225	10/12→08/14						
CLS 350 BlueTEC / d (218.926)	190	05/14→12/17						
CLS 350 CDI / d (218.923)	195	10/12→08/14						
CLS 400 (218.961)	245	07/14→12/17						
CLS 400 (218.965)	245	05/14→12/17						
CLS 500 (218.973)	300	10/12→12/17						
CLS 250 BlueTEC / d 4-matic (218.997)	150	05/14→12/17	←		2	83.7713-0487.3	331342	L= 488
CLS 350 BlueTEC / d 4-matic (218.994)	185	05/14→12/17						
CLS 350 CDI / d 4-matic (218.993)	195	10/12→08/14						
CLS 350 d 4-matic (218.994)	190	04/15→12/17						
CLS 400 4-matic (218.967)	245	05/14→12/17						
CLS 400 4-matic (218.968)	245	07/14→12/17						
CLS 500 4-matic (218.991)	300	10/12→12/17						










**MERCEDES-BENZ - E-KLASSE (W124) 02/93→06/96**









 **Bremssattel**

E 200 (124.019)	100	06/93→06/95	←	☐		24.3541-1603.5	240037	TRW - Halter
E 220 (124.022)	110	06/93→06/95	←	☐		24.3541-1604.5	240038	TRW - Halter
E 250 Turbo-D (124.128)	93	06/93→06/95	←	☐		24.9235-8005.5	230023	ATE
E 300 D (124.131)	100	07/93→06/95	→	☐		24.9235-8006.5	230024	ATE
E 300 Turbo-D (124.133)	108	06/93→06/95	→	☐		24.9235-8006.5	230024	ATE
E 200 D (124.120)	55	06/93→06/95	←	☐		24.3541-1725.5	240003	TRW - Halter
E 250 D (124.126, 124.129)	83	07/93→06/95	←	☐		24.3541-1726.5	240004	TRW - Halter
			→	☐		24.9235-8005.5	230023	ATE
			→	☐		24.9235-8006.5	230024	ATE
E 280 (124.028)	145	06/93→06/95	←	☐		24.3541-1603.5	240037	TRW - Halter
			←	☐		24.3541-1604.5	240038	TRW - Halter
			→	☐; - ASR		24.9235-8005.5	230023	ATE
			→	☐; - ASR		24.9235-8006.5	230024	ATE
E 300 4-matic (124.230)	132	06/93→06/95	→	☐		24.9235-8005.5	230023	ATE
E 300 Turbo-D 4-matic (124.333)	108	06/93→06/95	→	☐		24.9235-8006.5	230024	ATE
E 320 (124.032)	162	06/93→06/95	→	☐		24.9238-8035.5	230025	ATE
E 36 AMG	200	07/94→01/95	→	☐		24.9238-8036.5	230026	ATE
E 420 (124.034)	205	06/93→06/95	→	☐		24.9238-8033.5	230015	ATE
			→	☐		24.9238-8034.5	230016	ATE
E 500 (124.036)	235	06/93→06/95	←	☐; → B 927760		24.9442-8003.5	230053	ATE
			←	☐; → B 927760		24.9442-8004.5	230054	ATE
			→	☐; B 927761→		24.4421-8025.5	230127	ATE
			→	☐; B 927761→		24.4421-8026.5	230128	ATE








↓

	kW			 	! #		
<b>MERCEDES-BENZ - E-KLASSE (W124) 02/93→06/96</b>							
<b> Bremssattel</b>							
E 500 (124.036)	235	06/93→06/95	➔	☐; → B 927760		24.9238-8033.5 230015	ATE
			➔	☐; → B 927760		24.9238-8034.5 230016	ATE
E 60 AMG (124.036)	280	05/94→06/95	➔	☐; B 927761→		24.4421-8025.5 230127	ATE
			➔	☐; B 927761→		24.4421-8026.5 230128	ATE
			➔	☐; → B 927760		24.9238-8033.5 230015	ATE
			➔	☐; → B 927760		24.9238-8034.5 230016	ATE
<b>Führungshülzensatz, Bremssattel</b>							
E 200 (124.019)	100	06/93→06/95	←			11.0101-5403.2 260010	TRW
E 200 D (124.120)	55	06/93→06/95					
E 220 (124.022)	110	06/93→06/95					
E 250 D (124.126, 124.129)	83	07/93→06/95					
E 250 Turbo-D (124.128)	93	06/93→06/95					
E 280 (124.028)	145	06/93→06/95					
E 300 4-matic (124.230)	132	06/93→06/95					
E 300 D (124.131)	100	07/93→06/95					
E 300 Turbo-D (124.133)	108	06/93→06/95					
E 300 Turbo-D 4-matic (124.333)	108	06/93→06/95					
<b>Dichtungssatz, Bremssattel</b>							
E 200 (124.019)	100	06/93→06/95	➔			13.0441-3505.2 250051	ATE
E 200 D (124.120)	55	06/93→06/95					
E 220 (124.022)	110	06/93→06/95					
E 250 D (124.126, 124.129)	83	07/93→06/95					
E 250 Turbo-D (124.128)	93	06/93→06/95					
E 280 (124.028)	145	06/93→06/95					
E 300 4-matic (124.230)	132	06/93→06/95					
E 300 D (124.131)	100	07/93→06/95					
E 300 Turbo-D (124.133)	108	06/93→06/95					
E 300 Turbo-D 4-matic (124.333)	108	06/93→06/95					
E 280 (124.029)	142	06/93→06/95	←	B 864308→		13.0441-4214.2 250091	ATE
			←	→ B 864307		13.0441-4214.2 250091	ATE
E 320 (124.032)	162	06/93→06/95	←	B 864308→		13.0441-4214.2 250091	ATE
			←	→ B 864307		13.0441-4214.2 250091	ATE
			➔			13.0441-3817.2 250071	ATE
E 36 AMG	200	07/94→01/95	←			13.0441-4214.2 250091	ATE
			➔			13.0441-3817.2 250071	ATE
E 420 (124.034)	205	06/93→06/95	←	B 938569→		13.0441-4214.2 250091	ATE
			←	→ B 938568		13.0441-4214.2 250091	ATE
			➔			13.0441-3817.2 250071	ATE
E 500 (124.036)	235	06/93→06/95	←	B 927761→		13.0441-4214.2 250091	ATE
			➔	→ B 927760		13.0441-3817.2 250071	ATE
			➔	B 927761→		13.0441-4216.2 250093	ATE
E 60 AMG (124.036)	280	05/94→06/95	←			13.0441-4214.2 250091	ATE
			➔	→ B 927760		13.0441-3817.2 250071	ATE
			➔	B 927761→		13.0441-4216.2 250093	ATE
<b>Zubehörsatz, Bremssattel</b>							
E 200 (124.019)	100	06/93→06/95	←			24.0101-3601.2 260044	TRW
E 220 (124.022)	110	06/93→06/95					
E 250 Turbo-D (124.128)	93	06/93→06/95					
E 280 (124.028)	145	06/93→06/95					
E 300 D (124.131)	100	07/93→06/95					
E 300 Turbo-D (124.133)	108	06/93→06/95					
<b>Schraube, Bremssattel</b>							
E 200 (124.019)	100	06/93→06/95			4	13.8190-0242.1 990124	M12x1,5
E 220 (124.022)	110	06/93→06/95					
E 250 Turbo-D (124.128)	93	06/93→06/95					
E 280 (124.028)	145	06/93→06/95					
E 300 D (124.131)	100	07/93→06/95					
E 300 Turbo-D (124.133)	108	06/93→06/95					
E 280 (124.029)	142	06/93→06/95		B 864308→	4	13.8190-0242.1 990124	M12x1,5
E 320 (124.032)	162	06/93→06/95	←	→ B 864307	4	13.8190-0242.1 990124	M12x1,5
↓							








	kW					! #		
<b>MERCEDES-BENZ - E-KLASSE (W124) 02/93→06/96</b>								
<b>Schraube, Bremssattel</b>								
E 300 4-matic (124.230)	132	06/93→06/95				4	13.8190-0330.1 990134	M12x1,5
E 300 Turbo-D 4-matic (124.333)	108	06/93→06/95						
E 420 (124.034)	205	06/93→06/95		→ B 938568		4	13.8190-0242.1 990124	M12x1,5
<b> Bremsschlauch</b>								
E 200 (124.019)	100	06/93→06/95	←			2	24.5101-0346.3 331406	L= 346
E 200 D (124.120)	55	06/93→06/95	→			2	83.7704-0281.3 330804	L= 280
E 220 (124.022)	110	06/93→06/95						
E 250 D (124.126, 124.129)	83	07/93→06/95						
E 250 Turbo-D (124.128)	93	06/93→06/95						
E 280 (124.028)	145	06/93→06/95						
E 280 (124.029)	142	06/93→06/95						
E 300 D (124.131)	100	07/93→06/95						
E 300 Turbo-D (124.133)	108	06/93→06/95						
E 320 (124.032)	162	06/93→06/95						
E 36 AMG	200	07/94→01/95						
E 420 (124.034)	205	06/93→06/95						
E 500 (124.036)	235	06/93→06/95						
E 60 AMG (124.036)	280	05/94→06/95						
E 300 4-matic (124.230)	132	06/93→06/95	←			2	83.6154-0526.3 330285	L= 525
E 300 Turbo-D 4-matic (124.333)	108	06/93→06/95	→			2	83.7704-0281.3 330804	L= 280
<b>MERCEDES-BENZ - E-KLASSE (W210) 06/95→08/03</b>								
<b> Bremssattel</b>								
E 200 (210.035)	100	06/95→08/00	←	☐			11.3571-8512.2 220316	ATE - Halter
E 230 (210.037)	110	06/95→06/97					24.3571-8512.5 240492	ATE - Halter
E 240 (210.062)	125	08/00→03/02	←	☐			24.3571-8511.5 240491	ATE - Halter
E 290 Turbo-D (210.017)	95	03/96→07/99						
E 300 D (210.020)	100	06/95→06/97	→	☐; A379347→			24.4236-8003.5 230139	ATE
			→	☐; A379347→			24.4236-8004.5 230140	ATE
			→	☐; → A379346			24.9238-8035.5 230025	ATE
			→	☐; → A379346			24.9238-8036.5 230026	ATE
E 200 CDI (210.007)	75	06/98→03/02	←	☐; 07/98→			11.3571-8512.2 220316	ATE - Halter
E 220 CDI (210.006)	92	06/98→07/99					24.3571-8512.5 240492	ATE - Halter
			←	☐; 07/98→			24.3571-8511.5 240491	ATE - Halter
			→	☐; 07/98→			24.4236-8003.5 230139	ATE
			→	☐; 07/98→			24.4236-8004.5 230140	ATE
E 200 CDI (210.007)	85	07/99→03/02	←	☐			11.3571-8512.2 220316	ATE - Halter
E 200 Kompressor (210.048)	120	08/00→03/02					24.3571-8512.5 240492	ATE - Halter
E 220 CDI (210.006)	100	07/99→03/02	←	☐			24.3571-8511.5 240491	ATE - Halter
E 220 CDI (210.006)	105	07/99→03/02	→	☐			24.4236-8003.5 230139	ATE
			→	☐			24.4236-8004.5 230140	ATE
E 200 D (210.003)	65	01/96→03/02	←	☐; 10/96→			11.3571-8512.2 220316	ATE - Halter
							24.3571-8512.5 240492	ATE - Halter
			←	☐; 10/96→			24.3571-8511.5 240491	ATE - Halter
			→	☐; A379347→			24.4236-8003.5 230139	ATE
			→	☐; A379347→			24.4236-8004.5 230140	ATE
			→	☐; 10/96→; → A379346			24.9238-8035.5 230025	ATE
			→	☐; 10/96→; → A379346			24.9238-8036.5 230026	ATE
E 200 Kompressor (210.045)	137	06/97→03/02	←	☐; 09/97→			24.3571-8509.5 241032	ATE - Halter
			←	☐; 09/97→			24.3571-8510.5 241033	ATE - Halter
			→	☐; 09/97→			24.4361-8005.5 230093	ATE
			→	☐; 09/97→			24.4361-8006.5 230094	ATE
E 220 D	55	05/96→03/02	←	☐; → 06/98			11.3571-8512.2 220316	ATE - Halter
E 220 D (210.004)	70	06/95→07/99					24.3571-8512.5 240492	ATE - Halter
			←	☐; → 06/98			24.3571-8511.5 240491	ATE - Halter
			→	☐; → 06/98; A379347→			24.4236-8003.5 230139	ATE
			→	☐; → 06/98; A379347→			24.4236-8004.5 230140	ATE
			→	☐; → A379346			24.9238-8035.5 230025	ATE
			→	☐; → A379346			24.9238-8036.5 230026	ATE
E 240 (210.061)	125	06/97→08/00	←	☐; 09/97→			11.3571-8512.2 220316	ATE - Halter








	kw			 	! #		
<b>MERCEDES-BENZ - E-KLASSE (W210) 06/95→08/03</b>							
 <b>Bremssattel</b>							
E 240 (210.061)	125	06/97→08/00	←	☐; 09/97→	24.3571-8512.5	240492	ATE - Halter
			←	☐; 09/97→	24.3571-8511.5	240491	ATE - Halter
			→	☐; A379347→	24.4236-8003.5	230139	ATE
			→	☐; A379347→	24.4236-8004.5	230140	ATE
			→	☐; 09/97→; → A379346	24.9238-8035.5	230025	ATE
			→	☐; 09/97→; → A379346	24.9238-8036.5	230026	ATE
E 250 D (210.010)	83	06/95→07/99	←	☐; für Rechtslenker	11.3571-8512.2	220316	ATE - Halter
					24.3571-8512.5	240492	ATE - Halter
			←	☐	11.3571-8512.2	220316	ATE - Halter
					24.3571-8512.5	240492	ATE - Halter
			←	☐	24.3571-8511.5	240491	ATE - Halter
			←	☐; für Rechtslenker	24.3571-8511.5	240491	ATE - Halter
			→	☐; A379347→; für Rechtslenker	24.4236-8003.5	230139	ATE
			→	☐; A379347→	24.4236-8003.5	230139	ATE
			→	☐; A379347→; für Rechtslenker	24.4236-8004.5	230140	ATE
			→	☐; A379347→	24.4236-8004.5	230140	ATE
			→	☐; → A379346	24.9238-8035.5	230025	ATE
			→	☐; → A379346; für Rechtslenker	24.9238-8035.5	230025	ATE
→	☐; → A379346; für Rechtslenker	24.9238-8036.5	230026	ATE			
→	☐; → A379346	24.9238-8036.5	230026	ATE			
E 250 Turbo-D (210.015)	110	06/97→07/99	←	☐; 09/97→	11.3571-8512.2	220316	ATE - Halter
					24.3571-8512.5	240492	ATE - Halter
			←	☐; 09/97→	24.3571-8511.5	240491	ATE - Halter
			→	☐; 09/97→	24.4236-8003.5	230139	ATE
				24.4236-8004.5	230140	ATE	
E 270 CDI (210.016) E 270 CDI (210.016)	120	07/99→03/02	←	☐	24.3571-8509.5	241032	ATE - Halter
	125	07/99→03/02	←	☐	24.3571-8510.5	241033	ATE - Halter
			→	☐	24.3421-7009.5	230063	ATE
			→	☐	24.3421-7010.5	230064	ATE
			→	☐	24.4361-8005.5	230093	ATE
			→	☐	24.4361-8006.5	230094	ATE
E 280 (210.053) E 280 (210.063) E 320 (210.055) E 320 (210.065)	142	01/96→06/97	←	☐	24.3571-8509.5	241032	ATE - Halter
	150	12/96→03/02	←	☐	24.3571-8510.5	241033	ATE - Halter
	162	06/95→06/97	←	☐	24.3571-8510.5	241033	ATE - Halter
	165	06/97→03/02	→	☐	24.3421-7009.5	230063	ATE
			→	☐	24.3421-7010.5	230064	ATE
			→	☐; A379347→	24.4361-8005.5	230093	ATE
			→	☐; A379347→	24.4361-8006.5	230094	ATE
			→	☐; → A379346	24.9236-8001.5	230007	ATE
		→	☐; → A379346	24.9236-8002.5	230008	ATE	
E 280 4-matic (210.081) E 300 Turbo-D (210.025) E 320 4-matic (210.082)	150	12/96→03/02	←	☐	24.3571-8509.5	241032	ATE - Halter
	130	12/96→07/99	←	☐	24.3571-8510.5	241033	ATE - Halter
	165	06/97→03/02	→	☐; A379347→	24.4361-8005.5	230093	ATE
			→	☐; A379347→	24.4361-8006.5	230094	ATE
			→	☐; → A379346	24.9236-8001.5	230007	ATE
			→	☐; → A379346	24.9236-8002.5	230008	ATE
E 320 CDI (210.026)	145	07/99→03/02	←	☐	24.3571-8509.5	241032	ATE - Halter
			←	☐	24.3571-8510.5	241033	ATE - Halter
			→	☐	24.4361-8005.5	230093	ATE
			→	☐	24.4361-8006.5	230094	ATE
E 420 (210.072)	205	01/96→06/97	→	☐	24.3421-7009.5	230063	ATE
			→	☐	24.3421-7010.5	230064	ATE
			→	☐; A379347→	24.4361-8005.5	230093	ATE
			→	☐; A379347→	24.4361-8006.5	230094	ATE
↓							


















	kW			 	! #		
<b>MERCEDES-BENZ - E-KLASSE (W210) 06/95→08/03</b>							
<b>Bremssattel</b>							
E 420 (210.072)	205	01/96→06/97	➔	☐; → A379346		24.9236-8001.5 230007	ATE
			➔	☐; → A379346		24.9236-8002.5 230008	ATE
E 430 (210.070)	205	06/97→03/02	➔	☐; 09/97→		24.3421-7009.5 230063	ATE
			➔	☐; 09/97→		24.3421-7010.5 230064	ATE
			➔	☐; A379347→		24.4361-8005.5 230093	ATE
			➔	☐; A379347→		24.4361-8006.5 230094	ATE
			➔	☐; 09/97→; → A379346		24.9236-8001.5 230007	ATE
			➔	☐; 09/97→; → A379346		24.9236-8002.5 230008	ATE
E 430 4-matic (210.083)	205	05/99→03/02	➔	☐		24.4421-8025.5 230127	ATE
E 50 AMG (210.072)	255	02/96→08/97	➔	☐		24.4421-8026.5 230128	ATE
E 55 AMG (210.074)	260	08/97→03/02	➔	☐; 09/97→		24.4421-8025.5 230127	ATE
			➔	☐; 09/97→		24.4421-8026.5 230128	ATE
<b>Halter, Bremssattel</b>							
E 200 (210.035)	100	06/95→08/00	←		2	11.8170-0401.1 260103	ATE
E 200 CDI (210.007)	85	07/99→03/02					
E 200 Kompressor (210.048)	120	08/00→03/02					
E 220 CDI (210.006)	100	07/99→03/02					
E 220 CDI (210.006)	105	07/99→03/02					
E 230 (210.037)	110	06/95→06/97					
E 240 (210.062)	125	08/00→03/02					
E 290 Turbo-D (210.017)	95	03/96→07/99					
E 300 D (210.020)	100	06/95→06/97					
E 200 CDI (210.007)	75	06/98→03/02	←	07/98→	2	11.8170-0401.1 260103	ATE
E 220 CDI (210.006)	92	06/98→07/99					
E 200 D (210.003)	65	01/96→03/02	←	10/96→	2	11.8170-0401.1 260103	ATE
E 220 D	55	05/96→03/02	←	→ 06/98	2	11.8170-0401.1 260103	ATE
E 220 D (210.004)	70	06/95→07/99					
E 240 (210.061)	125	06/97→08/00	←	09/97→	2	11.8170-0401.1 260103	ATE
E 250 Turbo-D (210.015)	110	06/97→07/99					
E 250 D (210.010)	83	06/95→07/99	←	für Rechtslenker	2	11.8170-0401.1 260103	ATE
			←		2	11.8170-0401.1 260103	ATE
<b>Feder, Bremssattel</b>							
E 200 (210.035)	100	06/95→08/00	←		2	11.8116-0253.1 390512	ATE
E 200 CDI (210.007)	85	07/99→03/02					
E 200 Kompressor (210.048)	120	08/00→03/02					
E 220 CDI (210.006)	100	07/99→03/02					
E 220 CDI (210.006)	105	07/99→03/02					
E 230 (210.037)	110	06/95→06/97					
E 240 (210.062)	125	08/00→03/02					
E 270 CDI (210.016)	120	07/99→03/02					
E 270 CDI (210.016)	125	07/99→03/02					
E 280 (210.053)	142	01/96→06/97					
E 280 (210.063)	150	12/96→03/02					
E 280 4-matic (210.081)	150	12/96→03/02					
E 290 Turbo-D (210.017)	95	03/96→07/99					
E 300 D (210.020)	100	06/95→06/97					
E 300 Turbo-D (210.025)	130	12/96→07/99					
E 320 (210.055)	162	06/95→06/97					
E 320 (210.065)	165	06/97→03/02					
E 320 4-matic (210.082)	165	06/97→03/02					
E 320 CDI (210.026)	145	07/99→03/02					
E 200 CDI (210.007)	75	06/98→03/02	←	07/98→	2	11.8116-0253.1 390512	ATE
E 220 CDI (210.006)	92	06/98→07/99					
E 200 D (210.003)	65	01/96→03/02	←	10/96→	2	11.8116-0253.1 390512	ATE
E 200 Kompressor (210.045)	137	06/97→03/02	←	09/97→	2	11.8116-0253.1 390512	ATE
E 240 (210.061)	125	06/97→08/00					
E 250 Turbo-D (210.015)	110	06/97→07/99					
E 220 D	55	05/96→03/02	←	→ 06/98	2	11.8116-0253.1 390512	ATE
E 220 D (210.004)	70	06/95→07/99					
E 250 D (210.010)	83	06/95→07/99	←	für Rechtslenker	2	11.8116-0253.1 390512	ATE
			←		2	11.8116-0253.1 390512	ATE
E 420 (210.072)	205	01/96→06/97		A 962232 / X 027614→	2	11.8116-0133.1 390511	ATE
E 430 (210.070)	205	06/97→03/02					
E 430 4-matic (210.083)	205	05/99→03/02			2	11.8116-0133.1 390511	ATE
E 50 AMG (210.072)	255	02/96→08/97					
E 55 AMG (210.074)	260	08/97→03/02		09/97→	2	11.8116-0133.1 390511	ATE
↓							










	kW			 	! #		
<b>MERCEDES-BENZ - E-KLASSE (W210) 06/95→08/03</b>							
<b>Führungshülzensatz, Bremssattel</b>							
E 200 (210.035)	100	06/95→08/00	←			11.0101-5407.2 260011	ATE
E 200 CDI (210.007)	85	07/99→03/02					
E 200 Kompressor (210.048)	120	08/00→03/02					
E 220 CDI (210.006)	100	07/99→03/02					
E 220 CDI (210.006)	105	07/99→03/02					
E 230 (210.037)	110	06/95→06/97					
E 240 (210.062)	125	08/00→03/02					
E 270 CDI (210.016)	120	07/99→03/02					
E 270 CDI (210.016)	125	07/99→03/02					
E 280 (210.053)	142	01/96→06/97					
E 280 (210.063)	150	12/96→03/02					
E 280 4-matic (210.081)	150	12/96→03/02					
E 290 Turbo-D (210.017)	95	03/96→07/99					
E 300 D (210.020)	100	06/95→06/97					
E 300 Turbo-D (210.025)	130	12/96→07/99					
E 320 (210.055)	162	06/95→06/97					
E 320 (210.065)	165	06/97→03/02					
E 320 4-matic (210.082)	165	06/97→03/02					
E 320 CDI (210.026)	145	07/99→03/02					
E 200 CDI (210.007)	75	06/98→03/02	←	07/98→		11.0101-5407.2 260011	ATE
E 220 CDI (210.006)	92	06/98→07/99					
E 200 D (210.003)	65	01/96→03/02	←	10/96→		11.0101-5407.2 260011	ATE
E 200 Kompressor (210.045)	137	06/97→03/02	←	09/97→		11.0101-5407.2 260011	ATE
E 240 (210.061)	125	06/97→08/00					
E 250 Turbo-D (210.015)	110	06/97→07/99					
E 220 D	55	05/96→03/02	←	→ 06/98		11.0101-5407.2 260011	ATE
E 220 D (210.004)	70	06/95→07/99					
E 250 D (210.010)	83	06/95→07/99	←			11.0101-5407.2 260011	ATE
			←	für Rechtslenker		11.0101-5407.2 260011	ATE
E 420 (210.072)	205	01/96→06/97	←	A 962232 / X 027614→		11.0101-7003.2 260124	ATE
E 430 (210.070)	205	06/97→03/02					
E 430 4-matic (210.083)	205	05/99→03/02	←			11.0101-7003.2 260124	ATE
<b>Führungsbolzen, Bremssattel</b>							
E 200 (210.035)	100	06/95→08/00	←		2	11.8171-0008.1 990049	ATE
E 200 CDI (210.007)	85	07/99→03/02					
E 200 Kompressor (210.048)	120	08/00→03/02					
E 220 CDI (210.006)	100	07/99→03/02					
E 220 CDI (210.006)	105	07/99→03/02					
E 230 (210.037)	110	06/95→06/97					
E 240 (210.062)	125	08/00→03/02					
E 270 CDI (210.016)	120	07/99→03/02					
E 270 CDI (210.016)	125	07/99→03/02					
E 280 (210.053)	142	01/96→06/97					
E 280 (210.063)	150	12/96→03/02					
E 280 4-matic (210.081)	150	12/96→03/02					
E 290 Turbo-D (210.017)	95	03/96→07/99					
E 300 D (210.020)	100	06/95→06/97					
E 300 Turbo-D (210.025)	130	12/96→07/99					
E 320 (210.055)	162	06/95→06/97					
E 320 (210.065)	165	06/97→03/02					
E 320 4-matic (210.082)	165	06/97→03/02					
E 320 CDI (210.026)	145	07/99→03/02					
E 200 CDI (210.007)	75	06/98→03/02	←	07/98→	2	11.8171-0008.1 990049	ATE
E 220 CDI (210.006)	92	06/98→07/99					
E 200 D (210.003)	65	01/96→03/02	←	10/96→	2	11.8171-0008.1 990049	ATE
E 200 Kompressor (210.045)	137	06/97→03/02	←	09/97→	2	11.8171-0008.1 990049	ATE
E 240 (210.061)	125	06/97→08/00					
E 250 Turbo-D (210.015)	110	06/97→07/99					
E 220 D	55	05/96→03/02	←	→ 06/98	2	11.8171-0008.1 990049	ATE
E 220 D (210.004)	70	06/95→07/99					
E 250 D (210.010)	83	06/95→07/99	←	für Rechtslenker	2	11.8171-0008.1 990049	ATE
			←		2	11.8171-0008.1 990049	ATE
E 420 (210.072)	205	01/96→06/97		A 962232 / X 027614→		11.8171-0096.1 250155	ATE
E 430 (210.070)	205	06/97→03/02					
E 430 4-matic (210.083)	205	05/99→03/02				11.8171-0096.1 250155	ATE
<b>Dichtungssatz, Bremssattel</b>							
E 200 (210.035)	100	06/95→08/00	←			11.0441-5703.2 250145	ATE
E 230 (210.037)	110	06/95→06/97					
E 240 (210.062)	125	08/00→03/02	→	A379347→		13.0441-3609.2 250057	ATE
E 290 Turbo-D (210.017)	95	03/96→07/99	→	→ A379346		13.0441-3817.2 250071	ATE
E 300 D (210.020)	100	06/95→06/97					
↓							

	kW			 	! #		
<b>MERCEDES-BENZ - E-KLASSE (W210) 06/95→08/03</b>							
<b>Dichtungssatz, Bremssattel</b>							
E 200 CDI (210.007)	75	06/98→03/02	←	07/98→		11.0441-5703.2 250145	ATE
E 220 CDI (210.006)	92	06/98→07/99	→	07/98→		13.0441-3609.2 250057	ATE
E 200 CDI (210.007)	85	07/99→03/02	←			11.0441-5703.2 250145	ATE
E 200 Kompressor (210.048)	120	08/00→03/02	→			13.0441-3609.2 250057	ATE
E 220 CDI (210.006)	100	07/99→03/02					
E 220 CDI (210.006)	105	07/99→03/02					
E 320 CDI (210.026)	145	07/99→03/02					
E 200 D (210.003)	65	01/96→03/02	←	10/96→		11.0441-5703.2 250145	ATE
			→	A379347→		13.0441-3609.2 250057	ATE
			→	10/96→; → A379346		13.0441-3817.2 250071	ATE
E 200 Kompressor (210.045)	137	06/97→03/02	←	09/97→		11.0441-5703.2 250145	ATE
E 250 Turbo-D (210.015)	110	06/97→07/99	→	09/97→		13.0441-3609.2 250057	ATE
E 220 D	55	05/96→03/02	←	→ 06/98		11.0441-5703.2 250145	ATE
E 220 D (210.004)	70	06/95→07/99	→	→ 06/98; A379347→		13.0441-3609.2 250057	ATE
			→	→ A379346		13.0441-3817.2 250071	ATE
E 240 (210.061)	125	06/97→08/00	←	09/97→		11.0441-5703.2 250145	ATE
			→	A379347→		13.0441-3609.2 250057	ATE
			→	09/97→; → A379346		13.0441-3817.2 250071	ATE
E 250 D (210.010)	83	06/95→07/99	←	für Rechtslenker		11.0441-5703.2 250145	ATE
			←			11.0441-5703.2 250145	ATE
			→	A379347→; für Rechtslenker		13.0441-3609.2 250057	ATE
			→	A379347→		13.0441-3609.2 250057	ATE
			→	→ A379346		13.0441-3817.2 250071	ATE
			→	→ A379346; für Rechtslenker		13.0441-3817.2 250071	ATE
E 270 CDI (210.016)	120	07/99→03/02	←			11.0441-5703.2 250145	ATE
E 270 CDI (210.016)	125	07/99→03/02	→			13.0441-3609.2 250057	ATE
						13.0441-4216.2 250093	ATE
E 280 (210.053)	142	01/96→06/97	←			11.0441-5703.2 250145	ATE
E 280 (210.063)	150	12/96→03/02	→	→ A379346		13.0441-3606.2 250147	ATE
E 320 (210.055)	162	06/95→06/97	→	A379347→		13.0441-3609.2 250057	ATE
E 320 (210.065)	165	06/97→03/02	→			13.0441-4216.2 250093	ATE
E 280 4-matic (210.081)	150	12/96→03/02	←			11.0441-5703.2 250145	ATE
E 300 Turbo-D (210.025)	130	12/96→07/99	→	→ A379346		13.0441-3606.2 250147	ATE
E 320 4-matic (210.082)	165	06/97→03/02	→	A379347→		13.0441-3609.2 250057	ATE
			→			13.0441-4216.2 250093	ATE
E 420 (210.072)	205	01/96→06/97	←	→ A 962231 / X 027613		13.0441-4214.2 250091	ATE
			→	→ A379346		13.0441-3606.2 250147	ATE
			→	A379347→		13.0441-3609.2 250057	ATE
			→			13.0441-4216.2 250093	ATE
E 430 (210.070)	205	06/97→03/02	←	09/97→; → A 962231 / X 027613		13.0441-4214.2 250091	ATE
			→	09/97→; → A379346		13.0441-3606.2 250147	ATE
			→	A379347→		13.0441-3609.2 250057	ATE
			→	09/97→		13.0441-4216.2 250093	ATE
E 430 4-matic (210.083)	205	05/99→03/02	→			13.0441-4216.2 250093	ATE
E 50 AMG (210.072)	255	02/96→08/97					
E 55 AMG (210.074)	260	08/97→03/02	→	09/97→		13.0441-4216.2 250093	ATE
<b>Schraube, Bremssattel</b>							
E 200 (210.035)	100	06/95→08/00	←		4	13.8190-0330.1 990134	M12x1,5
E 200 CDI (210.007)	85	07/99→03/02					
E 200 Kompressor (210.048)	120	08/00→03/02					
E 220 CDI (210.006)	100	07/99→03/02					
E 220 CDI (210.006)	105	07/99→03/02					
E 230 (210.037)	110	06/95→06/97					
E 240 (210.062)	125	08/00→03/02					
E 270 CDI (210.016)	120	07/99→03/02					
E 270 CDI (210.016)	125	07/99→03/02					
E 280 (210.053)	142	01/96→06/97					
E 280 (210.063)	150	12/96→03/02					
E 280 4-matic (210.081)	150	12/96→03/02					
↓							








	kw			 	! #		
<b>MERCEDES-BENZ - E-KLASSE (W210) 06/95→08/03</b>							
<b>Schraube, Bremssattel</b>							
E 290 Turbo-D (210.017)	95	03/96→07/99	←		4	13.8190-0330.1 990134	M12x1,5
E 300 D (210.020)	100	06/95→06/97					
E 300 Turbo-D (210.025)	130	12/96→07/99					
E 320 (210.055)	162	06/95→06/97					
E 320 (210.065)	165	06/97→03/02					
E 320 4-matic (210.082)	165	06/97→03/02					
E 320 CDI (210.026)	145	07/99→03/02					
E 50 AMG (210.072)	255	02/96→08/97					
E 200 CDI (210.007)	75	06/98→03/02	←	07/98→	4	13.8190-0330.1 990134	M12x1,5
E 220 CDI (210.006)	92	06/98→07/99					
E 200 D (210.003)	65	01/96→03/02	←	10/96→; für Portugal	4	13.8190-0330.1 990134	M12x1,5
E 200 Kompressor (210.045)	137	06/97→03/02	←	09/97→	4	13.8190-0330.1 990134	M12x1,5
E 240 (210.061)	125	06/97→08/00					
E 250 Turbo-D (210.015)	110	06/97→07/99					
E 55 AMG (210.074)	260	08/97→03/02					
E 220 D	55	05/96→03/02	←	→ 06/98	4	13.8190-0330.1 990134	M12x1,5
E 220 D (210.004)	70	06/95→07/99					
E 250 D (210.010)	83	06/95→07/99	←	für Rechtslenker	4	13.8190-0330.1 990134	M12x1,5
			←	für Italien	4	13.8190-0330.1 990134	M12x1,5
E 420 (210.072)	205	01/96→06/97		A 962232 / X 027614→	4	13.8190-0330.1 990134	M12x1,5
			←	→ A 962231 / X 027613	4	13.8190-0330.1 990134	M12x1,5
E 430 (210.070)	205	06/97→03/02		A 962232 / X 027614→	4	13.8190-0330.1 990134	M12x1,5
			←	09/97→; → A 962231 / X 027613	4	13.8190-0330.1 990134	M12x1,5
E 430 4-matic (210.083)	205	05/99→03/02			4	13.8190-0330.1 990134	M12x1,5
<b>Bremsschlauch</b>							
E 200 (210.035)	100	06/95→08/00	←		2	83.7705-0386.3 330828	L= 385
E 200 CDI (210.007)	85	07/99→03/02					
E 200 Kompressor (210.048)	120	08/00→03/02	→		2	24.5123-0281.3 330877	L= 280
E 220 CDI (210.006)	100	07/99→03/02					
E 220 CDI (210.006)	105	07/99→03/02					
E 230 (210.037)	110	06/95→06/97					
E 240 (210.062)	125	08/00→03/02					
E 270 CDI (210.016)	120	07/99→03/02					
E 270 CDI (210.016)	125	07/99→03/02					
E 280 (210.053)	142	01/96→06/97					
E 280 (210.063)	150	12/96→03/02					
E 290 Turbo-D (210.017)	95	03/96→07/99					
E 300 D (210.020)	100	06/95→06/97					
E 300 Turbo-D (210.025)	130	12/96→07/99					
E 320 (210.055)	162	06/95→06/97					
E 320 (210.065)	165	06/97→03/02					
E 320 CDI (210.026)	145	07/99→03/02					
E 420 (210.072)	205	01/96→06/97					
E 50 AMG (210.072)	255	02/96→08/97					
E 200 CDI (210.007)	75	06/98→03/02	←	07/98→	2	83.7705-0386.3 330828	L= 385
E 220 CDI (210.006)	92	06/98→07/99	→	07/98→	2	24.5123-0281.3 330877	L= 280
E 200 D (210.003)	65	01/96→03/02	←	10/96→	2	83.7705-0386.3 330828	L= 385
			→	10/96→	2	24.5123-0281.3 330877	L= 280
E 200 Kompressor (210.045)	137	06/97→03/02	←	09/97→	2	83.7705-0386.3 330828	L= 385
E 240 (210.061)	125	06/97→08/00	→	09/97→	2	24.5123-0281.3 330877	L= 280
E 250 Turbo-D (210.015)	110	06/97→07/99					
E 430 (210.070)	205	06/97→03/02					
E 55 AMG (210.074)	260	08/97→03/02					
E 220 D	55	05/96→03/02	←	→ 06/98	2	83.7705-0386.3 330828	L= 385
E 220 D (210.004)	70	06/95→07/99	→	→ 06/98	2	24.5123-0281.3 330877	L= 280
E 250 D (210.010)	83	06/95→07/99	←	für Rechtslenker	2	83.7705-0386.3 330828	L= 385
			←		2	83.7705-0386.3 330828	L= 385
			→	für Rechtslenker	2	24.5123-0281.3 330877	L= 280
			→		2	24.5123-0281.3 330877	L= 280
E 280 4-matic (210.081)	150	12/96→03/02	←		2	24.5123-0281.3 330877	L= 280
E 320 4-matic (210.082)	165	06/97→03/02	→		2	24.5123-0281.3 330877	L= 280
E 430 4-matic (210.083)	205	05/99→03/02	→		2	24.5123-0281.3 330877	L= 280








	kw			 	! #		
<b>MERCEDES-BENZ - E-KLASSE (W211) 03/02→03/09</b>							
 <b>Bremssattel</b>							
E 200 CDI (211.004)	75	07/02→12/08	➔	☐; nicht für Taxifahrzeuge; für Fahrzeuge ohne Sportpaket / für Fahrzeuge ohne AMG-Sportpaket		24.3426-9989.5 240647	ATE - Halter
E 200 CDI (211.004)	90	07/02→12/08					
E 200 CDI (211.007)	100	04/06→12/08					
E 200 Kompressor (211.041)	135	04/06→12/08	➔	☐; nicht für Taxifahrzeuge; für Fahrzeuge ohne Sportpaket / für Fahrzeuge ohne AMG-Sportpaket		24.3426-9990.5 240648	ATE - Halter
E 200 Kompressor (211.042)	120	11/02→12/08					
E 200 NGT (211.042)	120	03/04→12/08	➔	☐; nicht für Taxifahrzeuge; für Fahrzeuge mit Sportpaket / für Fahr- zeuge mit AMG-Sportpaket		24.3426-9991.5 240954	ATE - Halter
E 220 CDI	120	03/03→12/08					
E 220 CDI (211.006)	100	03/02→12/08					
E 220 CDI (211.006)	110	03/02→12/08	➔	☐; für Taxifahrzeuge		24.3426-9991.5 240954	ATE - Halter
E 220 CDI (211.008)	125	04/06→12/08	➔	☐; nicht für Taxifahrzeuge; für Fahrzeuge mit Sportpaket / für Fahr- zeuge mit AMG-Sportpaket		24.3426-9992.5 240955	ATE - Halter
			➔	☐; für Taxifahrzeuge		24.3426-9992.5 240955	ATE - Halter
E 230 (211.052)	150	09/07→12/08	➔	☐;		24.3426-9989.5 240647	ATE - Halter
E 280 CDI (211.020)	140	03/05→12/08		☐; für Fahrzeuge ohne Sportpaket / für Fahrzeuge ohne AMG-Sportpaket			
			➔	☐;		24.3426-9990.5 240648	ATE - Halter
			➔	☐; für Fahrzeuge ohne Sportpaket / für Fahrzeuge ohne AMG-Sportpaket			
			➔	☐; für Fahrzeuge mit Sportpaket / für Fahr- zeuge mit AMG-Sportpaket		24.3426-9991.5 240954	ATE - Halter
			➔	☐; für Fahrzeuge mit Sportpaket / für Fahr- zeuge mit AMG-Sportpaket		24.3426-9992.5 240955	ATE - Halter
E 240 (211.061)	130	03/02→12/08	➔	☐; nicht für Taxifahrzeuge		24.3426-9989.5 240647	ATE - Halter
E 270 CDI (211.016)	120	03/02→12/08					
E 270 CDI (211.016)	130	03/02→12/08	➔	☐; nicht für Taxifahrzeuge		24.3426-9990.5 240648	ATE - Halter
			➔	☐; für Taxifahrzeuge		24.3426-9991.5 240954	ATE - Halter
			➔	☐; für Taxifahrzeuge		24.3426-9992.5 240955	ATE - Halter
E 240 4-matic (211.080)	130	03/03→12/08	←	☐		24.3601-9769.5 240695	ATE - Halter
			←	☐		24.3601-9770.5 240696	ATE - Halter
			➔	☐		24.3426-9989.5 240647	ATE - Halter
			➔	☐		24.3426-9990.5 240648	ATE - Halter
E 280 (211.054)	170	03/05→12/08	➔	☐; 05/05→		24.3426-9991.5 240954	ATE - Halter
			➔	☐; 05/05→		24.3426-9992.5 240955	ATE - Halter
E 280 4-matic (211.092)	170	01/06→12/08	←	☐; A 870951→;		11.9441-9956.2 228006	ATE - Halter
E 280 CDI 4-matic (211.084)	140	03/05→12/08		☐; für Fahrzeuge mit Sportpaket / für Fahr- zeuge mit AMG-Sportpaket			
			←	☐; A 870951→;		24.3441-9955.5 240772	ATE - Halter
			←	☐;		24.3601-9769.5 240695	ATE - Halter
			←	☐; für Fahrzeuge ohne Sportpaket / für Fahrzeuge ohne AMG-Sportpaket			
			←	☐;		24.3601-9770.5 240696	ATE - Halter
			➔	☐;		24.3426-9989.5 240647	ATE - Halter
			➔	☐; für Fahrzeuge ohne Sportpaket / für Fahrzeuge ohne AMG-Sportpaket			
			➔	☐;		24.3426-9990.5 240648	ATE - Halter
			➔	☐; für Fahrzeuge ohne Sportpaket / für Fahrzeuge ohne AMG-Sportpaket			
			➔	☐;		24.3426-9991.5 240954	ATE - Halter
			➔	☐; für Fahrzeuge mit Sportpaket / für Fahr- zeuge mit AMG-Sportpaket			
			➔	☐;		24.3426-9992.5 240955	ATE - Halter
			➔	☐; für Fahrzeuge mit Sportpaket / für Fahr- zeuge mit AMG-Sportpaket			
E 280 CDI (211.023)	130	05/04→12/08	➔	☐		24.3426-9991.5 240954	ATE - Halter
E 300 BlueTEC (211.024)	155	09/07→12/08	➔	☐		24.3426-9992.5 240955	ATE - Halter
E 320 CDI (211.022)	165	03/05→12/08					
E 350 (211.056)	200	03/05→12/08					
E 350 CGI (211.057)	215	09/07→12/08					
E 500 (211.070)	225	03/02→12/08					
E 320 (211.065)	165	03/02→12/08	➔	☐; → A 400547; nicht für Taxifahrzeuge		24.3426-9989.5 240647	ATE - Halter
			➔	☐; → A 400547; nicht für Taxifahrzeuge		24.3426-9990.5 240648	ATE - Halter
			➔	☐; A 500548→; nicht für Taxifahrzeuge		24.3426-9991.5 240954	ATE - Halter










	kw			 	! #		
<b>MERCEDES-BENZ - E-KLASSE (W211) 03/02→03/09</b>							
<b>Bremssattel</b>							
E 320 (211.065)	165	03/02→12/08	➔	☐; für Taxifahrzeuge		24.3426-9991.5 240954	ATE - Halter
			➔	☐; für Taxifahrzeuge		24.3426-9992.5 240955	ATE - Halter
			➔	☐; A 500548→; nicht für Taxifahrzeuge		24.3426-9992.5 240955	ATE - Halter
E 320 4-matic (211.082)	165	03/03→12/08	➔	☐		24.3601-9769.5 240695	ATE - Halter
			➔	☐		24.3601-9770.5 240696	ATE - Halter
			➔	☐; X 122526→		24.3426-9989.5 240647	ATE - Halter
			➔	☐; X 122526→		24.3426-9990.5 240648	ATE - Halter
			➔	☐; → X 122525		24.3426-9991.5 240954	ATE - Halter
			➔	☐; → X 122525		24.3426-9992.5 240955	ATE - Halter
E 320 CDI (211.026)	150	11/02→12/08	➔	☐; → A 400547		24.3426-9989.5 240647	ATE - Halter
			➔	☐; → A 400547		24.3426-9990.5 240648	ATE - Halter
			➔	☐; A 400548→; nicht für Taxifahrzeuge		24.3426-9991.5 240954	ATE - Halter
			➔	☐; für Taxifahrzeuge		24.3426-9991.5 240954	ATE - Halter
			➔	☐; A 400548→; nicht für Taxifahrzeuge		24.3426-9992.5 240955	ATE - Halter
			➔	☐; für Taxifahrzeuge		24.3426-9992.5 240955	ATE - Halter
E 320 CDI 4-matic (211.089)	165	03/05→12/08	➔	☐; A 870951→; für Fahrzeuge mit Sportpaket / für Fahrzeuge mit AMG-Sportpaket		11.9441-9956.2 220806	ATE - Halter
E 350 4-matic (211.087)	200	03/05→12/08	➔	☐; A 870951→; für Fahrzeuge mit Sportpaket / für Fahrzeuge mit AMG-Sportpaket		24.3441-9955.5 240772	ATE - Halter
			➔	☐; für Fahrzeuge ohne Sportpaket / für Fahrzeuge ohne AMG-Sportpaket		24.3601-9769.5 240695	ATE - Halter
			➔	☐; für Fahrzeuge ohne Sportpaket / für Fahrzeuge ohne AMG-Sportpaket		24.3601-9770.5 240696	ATE - Halter
			➔	☐		24.3426-9991.5 240954	ATE - Halter
			➔	☐		24.3426-9992.5 240955	ATE - Halter
E 400 CDI (211.028)	191	02/03→12/08	➔	☐; 03/03→		24.3426-9991.5 240954	ATE - Halter
			➔	☐; 03/03→		24.3426-9992.5 240955	ATE - Halter
E 420 CDI (211.029)	231	01/06→12/08	➔	☐; für Fahrzeuge ohne Sportpaket / für Fahrzeuge ohne AMG-Sportpaket		24.3426-9959.5 240952	ATE - Halter
			➔	☐; für Fahrzeuge ohne Sportpaket / für Fahrzeuge ohne AMG-Sportpaket		24.3426-9960.5 240953	ATE - Halter
			➔	☐; für Fahrzeuge mit Sportpaket / für Fahrzeuge mit AMG-Sportpaket		24.3426-9991.5 240954	ATE - Halter
			➔	☐; für Fahrzeuge mit Sportpaket / für Fahrzeuge mit AMG-Sportpaket		24.3426-9992.5 240955	ATE - Halter
E 500 (211.072)	285	04/06→12/08	➔	☐		24.3426-9959.5 240952	ATE - Halter
			➔	☐		24.3426-9960.5 240953	ATE - Halter
E 500 4-matic (211.083)	225	10/03→12/08	➔	☐; A 870951→		11.9441-9956.2 220806	ATE - Halter
			➔	☐; A 870951→		24.3441-9955.5 240772	ATE - Halter
			➔	☐		24.3426-9991.5 240954	ATE - Halter
			➔	☐		24.3426-9992.5 240955	ATE - Halter
E 500 4-matic (211.090)	285	04/06→12/08	➔	☐		11.9441-9956.2 220806	ATE - Halter
			➔	☐		24.3441-9955.5 240772	ATE - Halter
			➔	☐		24.3426-9991.5 240954	ATE - Halter
			➔	☐		24.3426-9992.5 240955	ATE - Halter
<b>Halter, Bremssattel</b>							
E 200 CDI (211.004)	75	07/02→12/08	➔	nicht für Taxifahrzeuge;		11.8170-0611.1 260116	ATE
E 200 CDI (211.004)	90	07/02→12/08		für Fahrzeuge mit Sportpaket / für Fahrzeuge mit AMG-Sportpaket			
E 200 CDI (211.007)	100	04/06→12/08					
E 200 Kompressor (211.041)	135	04/06→12/08	➔	für Taxifahrzeuge		11.8170-0611.1 260116	ATE
E 200 Kompressor (211.042)	120	11/02→12/08					
E 200 NGT (211.042)	120	03/04→12/08					
E 220 CDI	120	03/03→12/08					

















	kW			 	! #			
<b>MERCEDES-BENZ - E-KLASSE (W211) 03/02→03/09</b>								
<b>Halter, Bremssattel</b>								
E 220 CDI (211.006)	100	03/02→12/08	➡	nicht für Taxifahrzeuge;		11.8170-0611.1	260116	ATE
E 220 CDI (211.006)	110	03/02→12/08		für Fahrzeuge mit Sportpaket / für Fahr-				
E 220 CDI (211.008)	125	04/06→12/08		zeuge mit AMG-Sportpaket				
			➡	für Taxifahrzeuge		11.8170-0611.1	260116	ATE
E 230 (211.052)	150	09/07→12/08	➡	für Fahrzeuge mit Sportpaket / für Fahr-		11.8170-0611.1	260116	ATE
E 280 4-matic (211.092)	170	01/06→12/08		zeuge mit AMG-Sportpaket				
E 280 CDI (211.020)	140	03/05→12/08						
E 280 CDI 4-matic (211.084)	140	03/05→12/08						
E 420 CDI (211.029)	231	01/06→12/08						
E 240 (211.061)	130	03/02→12/08	➡	für Taxifahrzeuge		11.8170-0611.1	260116	ATE
E 270 CDI (211.016)	120	03/02→12/08						
E 270 CDI (211.016)	130	03/02→12/08						
E 280 (211.054)	170	03/05→12/08	➡	05/05→		11.8170-0611.1	260116	ATE
E 280 CDI (211.023)	130	05/04→12/08	➡			11.8170-0611.1	260116	ATE
E 300 BlueTEC (211.024)	155	09/07→12/08						
E 320 CDI (211.022)	165	03/05→12/08						
E 320 CDI 4-matic (211.089)	165	03/05→12/08						
E 350 (211.056)	200	03/05→12/08						
E 350 4-matic (211.087)	200	03/05→12/08						
E 350 CGI (211.057)	215	09/07→12/08						
E 500 (211.070)	225	03/02→12/08						
E 500 4-matic (211.083)	225	10/03→12/08						
E 500 4-matic (211.090)	285	04/06→12/08						
E 320 (211.065)	165	03/02→12/08	➡	für Taxifahrzeuge		11.8170-0611.1	260116	ATE
			➡	A 500548→; nicht für Taxifahrzeuge		11.8170-0611.1	260116	ATE
E 320 4-matic (211.082)	165	03/03→12/08	➡	→ X 122525		11.8170-0611.1	260116	ATE
E 320 CDI (211.026)	150	11/02→12/08	➡	A 400548→; nicht für Taxifahrzeuge		11.8170-0611.1	260116	ATE
			➡	für Taxifahrzeuge		11.8170-0611.1	260116	ATE
E 400 CDI (211.028)	191	02/03→12/08	➡	03/03→		11.8170-0611.1	260116	ATE
<b>Feder, Bremssattel</b>								
E 200 CDI (211.004)	75	07/02→12/08		für Taxifahrzeuge	2	11.8116-0323.1	390459	ATE
E 200 CDI (211.004)	90	07/02→12/08						
E 200 CDI (211.007)	100	04/06→12/08		nicht für Taxifahrzeuge;	2	11.8116-0323.1	390459	ATE
E 200 Kompressor (211.041)	135	04/06→12/08		für Fahrzeuge ohne Sportpaket / für Fahrzeuge ohne AMG-Sportpaket				
E 200 Kompressor (211.042)	120	11/02→12/08		nicht für Taxifahrzeuge;	2	11.8116-0323.1	390459	ATE
E 200 NGT (211.042)	120	03/04→12/08		für Fahrzeuge mit Sportpaket / für Fahr-				
E 220 CDI	120	03/03→12/08		zeuge mit AMG-Sportpaket				
E 220 CDI (211.006)	100	03/02→12/08						
E 220 CDI (211.006)	110	03/02→12/08						
E 220 CDI (211.008)	125	04/06→12/08						
E 230 (211.052)	150	09/07→12/08		für Fahrzeuge mit Sportpaket / für Fahr-	2	11.8116-0323.1	390459	ATE
E 280 CDI (211.020)	140	03/05→12/08		zeuge mit AMG-Sportpaket				
				für Fahrzeuge ohne Sportpaket / für Fahrzeuge ohne AMG-Sportpaket	2	11.8116-0323.1	390459	ATE
E 240 (211.061)	130	03/02→12/08			2	11.8116-0323.1	390459	ATE
E 270 CDI (211.016)	120	03/02→12/08						
E 270 CDI (211.016)	130	03/02→12/08						
E 280 CDI (211.023)	130	05/04→12/08						
E 300 BlueTEC (211.024)	155	09/07→12/08						
E 320 CDI (211.022)	165	03/05→12/08						
E 350 (211.056)	200	03/05→12/08						
E 350 CGI (211.057)	215	09/07→12/08						
E 500 (211.070)	225	03/02→12/08						
E 240 4-matic (211.080)	130	03/03→12/08			2	11.8116-0253.1	390512	ATE
						11.8116-0323.1	390459	ATE
E 280 (211.054)	170	03/05→12/08		05/05→	2	11.8116-0323.1	390459	ATE
E 280 4-matic (211.092)	170	01/06→12/08		→ A 870950;	2	11.8116-0133.1	390511	ATE
E 280 CDI 4-matic (211.084)	140	03/05→12/08		für Fahrzeuge mit Sportpaket / für Fahr-				
				zeuge mit AMG-Sportpaket	2	11.8116-0133.1	390511	ATE
				A 870951→;	2	11.8116-0133.1	390511	ATE
				für Fahrzeuge mit Sportpaket / für Fahr-				
				zeuge mit AMG-Sportpaket	2	11.8116-0253.1	390512	ATE
				für Fahrzeuge ohne Sportpaket / für Fahrzeuge ohne AMG-Sportpaket	2	11.8116-0323.1	390459	ATE
				für Fahrzeuge mit Sportpaket / für Fahr-	2	11.8116-0323.1	390459	ATE
				zeuge mit AMG-Sportpaket				
E 320 (211.065)	165	03/02→12/08		für Taxifahrzeuge	2	11.8116-0323.1	390459	ATE
↓								








	kW			 	! #		
<b>MERCEDES-BENZ - E-KLASSE (W211) 03/02→03/09</b>							
<b>Feder, Bremssattel</b>							
E 320 (211.065)	165	03/02→12/08		A 500548→; nicht für Taxifahrzeuge	2	11.8116-0323.1 390459	ATE
				→ A 400547; nicht für Taxifahrzeuge	2	11.8116-0323.1 390459	ATE
E 320 4-matic (211.082)	165	03/03→12/08			2	11.8116-0253.1 390512	ATE
				X 122526→	2	11.8116-0323.1 390459	ATE
				→ X 122525	2	11.8116-0323.1 390459	ATE
E 320 CDI (211.026)	150	11/02→12/08		→ A 400547	2	11.8116-0323.1 390459	ATE
				für Taxifahrzeuge	2	11.8116-0323.1 390459	ATE
				A 400548→; nicht für Taxifahrzeuge	2	11.8116-0323.1 390459	ATE
E 320 CDI 4-matic (211.089)	165	03/05→12/08		A 870951→; für Fahrzeuge mit Sportpaket / für Fahrzeuge mit AMG-Sportpaket	2	11.8116-0133.1 390511	ATE
E 350 4-matic (211.087)	200	03/05→12/08		→ A 870950; für Fahrzeuge mit Sportpaket / für Fahrzeuge mit AMG-Sportpaket	2	11.8116-0133.1 390511	ATE
				für Fahrzeuge ohne Sportpaket / für Fahrzeuge ohne AMG-Sportpaket	2	11.8116-0253.1 390512	ATE
					2	11.8116-0323.1 390459	ATE
E 400 CDI (211.028)	191	02/03→12/08		03/03→	2	11.8116-0323.1 390459	ATE
E 420 CDI (211.029)	231	01/06→12/08		für Fahrzeuge ohne Sportpaket / für Fahrzeuge ohne AMG-Sportpaket	2	11.8116-0086.2 390606	ATE
				für Fahrzeuge mit Sportpaket / für Fahrzeuge mit AMG-Sportpaket	2	11.8116-0323.1 390459	ATE
E 500 (211.072)	285	04/06→12/08			2	11.8116-0086.2 390606	ATE
E 500 4-matic (211.083)	225	10/03→12/08		→ A 870950	2	11.8116-0133.1 390511	ATE
				A 870951→	2	11.8116-0133.1 390511	ATE
					2	11.8116-0323.1 390459	ATE
E 500 4-matic (211.090)	285	04/06→12/08			2	11.8116-0133.1 390511	ATE
						11.8116-0323.1 390459	ATE
<b>Führungshülzensatz, Bremssattel</b>							
E 200 CDI (211.004)	75	07/02→12/08	➡	nicht für Taxifahrzeuge;		11.0101-4202.2 260094	ATE
E 200 CDI (211.004)	90	07/02→12/08		für Fahrzeuge mit Sportpaket / für Fahrzeuge mit AMG-Sportpaket			
E 200 CDI (211.007)	100	04/06→12/08					
E 200 Kompressor (211.041)	135	04/06→12/08	➡	für Taxifahrzeuge		11.0101-4202.2 260094	ATE
E 200 Kompressor (211.042)	120	11/02→12/08	➡	nicht für Taxifahrzeuge;		11.0101-4202.2 260094	ATE
E 200 NGT (211.042)	120	03/04→12/08		für Fahrzeuge ohne Sportpaket / für Fahrzeuge ohne AMG-Sportpaket			
E 220 CDI	120	03/03→12/08					
E 220 CDI (211.006)	100	03/02→12/08					
E 220 CDI (211.006)	110	03/02→12/08					
E 220 CDI (211.008)	125	04/06→12/08					
E 230 (211.052)	150	09/07→12/08	➡	für Fahrzeuge mit Sportpaket / für Fahrzeuge mit AMG-Sportpaket		11.0101-4202.2 260094	ATE
E 280 CDI (211.020)	140	03/05→12/08	➡	für Fahrzeuge ohne Sportpaket / für Fahrzeuge ohne AMG-Sportpaket		11.0101-4202.2 260094	ATE
E 240 (211.061)	130	03/02→12/08	➡			11.0101-4202.2 260094	ATE
E 270 CDI (211.016)	120	03/02→12/08					
E 270 CDI (211.016)	130	03/02→12/08					
E 280 CDI (211.023)	130	05/04→12/08					
E 300 BlueTEC (211.024)	155	09/07→12/08					
E 320 CDI (211.022)	165	03/05→12/08					
E 350 (211.056)	200	03/05→12/08					
E 350 CGI (211.057)	215	09/07→12/08					
E 500 (211.070)	225	03/02→12/08					
E 240 4-matic (211.080)	130	03/03→12/08	⬅			11.0101-5704.2 260095	ATE
			➡			11.0101-4202.2 260094	ATE
E 280 (211.054)	170	03/05→12/08	➡	05/05→		11.0101-4202.2 260094	ATE
E 280 4-matic (211.092)	170	01/06→12/08	⬅	→ A 870950; für Fahrzeuge mit Sportpaket / für Fahrzeuge mit AMG-Sportpaket		11.0101-5704.2 260095	ATE
E 280 CDI 4-matic (211.084)	140	03/05→12/08	⬅	für Fahrzeuge ohne Sportpaket / für Fahrzeuge ohne AMG-Sportpaket		11.0101-5704.2 260095	ATE
			⬅	A 870951→; für Fahrzeuge mit Sportpaket / für Fahrzeuge mit AMG-Sportpaket		11.0101-7003.2 260124	ATE
			➡	für Fahrzeuge ohne Sportpaket / für Fahrzeuge ohne AMG-Sportpaket		11.0101-4202.2 260094	ATE
			➡	für Fahrzeuge mit Sportpaket / für Fahrzeuge mit AMG-Sportpaket		11.0101-4202.2 260094	ATE
E 320 (211.065)	165	03/02→12/08	➡	→ A 400547; nicht für Taxifahrzeuge		11.0101-4202.2 260094	ATE
↓							











	kW			 	! #		
<b>MERCEDES-BENZ - E-KLASSE (W211) 03/02→03/09</b>							
<b>Führungshülzensatz, Bremssattel</b>							
E 320 (211.065)	165	03/02→12/08	➡	für Taxifahrzeuge		11.0101-4202.2 260094	ATE
			➡	A 500548→; nicht für Taxifahrzeuge		11.0101-4202.2 260094	ATE
E 320 4-matic (211.082)	165	03/03→12/08	⬅			11.0101-5704.2 260095	ATE
			➡	X 122526→		11.0101-4202.2 260094	ATE
			➡	→ X 122525		11.0101-4202.2 260094	ATE
E 320 CDI (211.026)	150	11/02→12/08	➡	→ A 400547		11.0101-4202.2 260094	ATE
			➡	A 400548→; nicht für Taxifahrzeuge		11.0101-4202.2 260094	ATE
			➡	für Taxifahrzeuge		11.0101-4202.2 260094	ATE
E 320 CDI 4-matic (211.089)	165	03/05→12/08	⬅	→ A 870950; für Fahrzeuge mit Sportpaket / für Fahrzeuge mit AMG-Sportpaket		11.0101-5704.2 260095	ATE
E 350 4-matic (211.087)	200	03/05→12/08	⬅	für Fahrzeuge ohne Sportpaket / für Fahrzeuge ohne AMG-Sportpaket		11.0101-5704.2 260095	ATE
			⬅	A 870951→; für Fahrzeuge mit Sportpaket / für Fahrzeuge mit AMG-Sportpaket		11.0101-7003.2 260124	ATE
			➡			11.0101-4202.2 260094	ATE
E 400 CDI (211.028)	191	02/03→12/08	➡	03/03→		11.0101-4202.2 260094	ATE
E 420 CDI (211.029)	231	01/06→12/08	➡	für Fahrzeuge mit Sportpaket / für Fahrzeuge mit AMG-Sportpaket		11.0101-4202.2 260094	ATE
			➡	für Fahrzeuge ohne Sportpaket / für Fahrzeuge ohne AMG-Sportpaket		11.0101-5407.2 260011	ATE
E 500 (211.072)	285	04/06→12/08	➡			11.0101-5407.2 260011	ATE
E 500 4-matic (211.083)	225	10/03→12/08	⬅	→ A 870950		11.0101-5704.2 260095	ATE
			⬅	A 870951→		11.0101-7003.2 260124	ATE
			➡			11.0101-4202.2 260094	ATE
E 500 4-matic (211.090)	285	04/06→12/08	⬅			11.0101-7003.2 260124	ATE
			➡			11.0101-4202.2 260094	ATE
<b>Führungsbolzen, Bremssattel</b>							
E 200 CDI (211.004)	75	07/02→12/08		für Taxifahrzeuge		11.8171-0072.1 250154	ATE
E 200 CDI (211.004)	90	07/02→12/08		nicht für Taxifahrzeuge;		11.8171-0072.1 250154	ATE
E 200 CDI (211.007)	100	04/06→12/08		für Fahrzeuge ohne Sportpaket / für Fahrzeuge ohne AMG-Sportpaket			
E 200 Kompressor (211.041)	135	04/06→12/08					
E 200 Kompressor (211.042)	120	11/02→12/08		nicht für Taxifahrzeuge; für Fahrzeuge mit Sportpaket / für Fahrzeuge mit AMG-Sportpaket		11.8171-0072.1 250154	ATE
E 200 NGT (211.042)	120	03/04→12/08					
E 220 CDI	120	03/03→12/08					
E 220 CDI (211.006)	100	03/02→12/08					
E 220 CDI (211.006)	110	03/02→12/08					
E 220 CDI (211.008)	125	04/06→12/08					
E 230 (211.052)	150	09/07→12/08		für Fahrzeuge mit Sportpaket / für Fahrzeuge mit AMG-Sportpaket		11.8171-0072.1 250154	ATE
E 280 CDI (211.020)	140	03/05→12/08		für Fahrzeuge ohne Sportpaket / für Fahrzeuge ohne AMG-Sportpaket		11.8171-0072.1 250154	ATE
E 240 (211.061)	130	03/02→12/08				11.8171-0072.1 250154	ATE
E 270 CDI (211.016)	120	03/02→12/08					
E 270 CDI (211.016)	130	03/02→12/08					
E 280 CDI (211.023)	130	05/04→12/08					
E 300 BlueTEC (211.024)	155	09/07→12/08					
E 320 CDI (211.022)	165	03/05→12/08					
E 350 (211.056)	200	03/05→12/08					
E 350 CGI (211.057)	215	09/07→12/08					
E 500 (211.070)	225	03/02→12/08					
E 240 4-matic (211.080)	130	03/03→12/08			2	11.8171-0008.1 990049	ATE
						11.8171-0072.1 250154	ATE
E 280 (211.054)	170	03/05→12/08		05/05→		11.8171-0072.1 250154	ATE
E 280 4-matic (211.092)	170	01/06→12/08		für Fahrzeuge ohne Sportpaket / für Fahrzeuge ohne AMG-Sportpaket	2	11.8171-0008.1 990049	ATE
E 280 CDI 4-matic (211.084)	140	03/05→12/08		für Fahrzeuge mit Sportpaket / für Fahrzeuge mit AMG-Sportpaket		11.8171-0072.1 250154	ATE
				für Fahrzeuge ohne Sportpaket / für Fahrzeuge ohne AMG-Sportpaket		11.8171-0072.1 250154	ATE
				A 870951→; für Fahrzeuge mit Sportpaket / für Fahrzeuge mit AMG-Sportpaket		11.8171-0096.1 250155	ATE
E 320 (211.065)	165	03/02→12/08		A 500548→; nicht für Taxifahrzeuge		11.8171-0072.1 250154	ATE
				für Taxifahrzeuge		11.8171-0072.1 250154	ATE
↓							









	kW			 	! #		
<b>MERCEDES-BENZ - E-KLASSE (W211) 03/02→03/09</b>							
<b>Führungsbolzen, Bremsattel</b>							
E 320 (211.065)	165	03/02→12/08		→ A 400547; nicht für Taxifahrzeuge		11.8171-0072.1 250154	ATE
E 320 4-matic (211.082)	165	03/03→12/08			2	11.8171-0008.1 990049	ATE
				X 122526→		11.8171-0072.1 250154	ATE
				→ X 122525		11.8171-0072.1 250154	ATE
E 320 CDI (211.026)	150	11/02→12/08		→ A 400547		11.8171-0072.1 250154	ATE
				für Taxifahrzeuge		11.8171-0072.1 250154	ATE
				A 400548→; nicht für Taxifahrzeuge		11.8171-0072.1 250154	ATE
E 320 CDI 4-matic (211.089)	165	03/05→12/08		für Fahrzeuge ohne Sportpaket / für Fahrzeuge ohne AMG-Sportpaket	2	11.8171-0008.1 990049	ATE
E 350 4-matic (211.087)	200	03/05→12/08				11.8171-0072.1 250154	ATE
				A 870951→; für Fahrzeuge mit Sportpaket / für Fahrzeuge mit AMG-Sportpaket		11.8171-0096.1 250155	ATE
E 400 CDI (211.028)	191	02/03→12/08		03/03→		11.8171-0072.1 250154	ATE
E 420 CDI (211.029)	231	01/06→12/08		für Fahrzeuge ohne Sportpaket / für Fahrzeuge ohne AMG-Sportpaket	2	11.8171-0008.1 990049	ATE
				für Fahrzeuge mit Sportpaket / für Fahrzeuge mit AMG-Sportpaket		11.8171-0072.1 250154	ATE
E 500 (211.072)	285	04/06→12/08			2	11.8171-0008.1 990049	ATE
E 500 4-matic (211.083)	225	10/03→12/08				11.8171-0072.1 250154	ATE
				A 870951→		11.8171-0096.1 250155	ATE
E 500 4-matic (211.090)	285	04/06→12/08				11.8171-0072.1 250154	ATE
						11.8171-0096.1 250155	ATE
<b>Dichtungssatz, Bremsattel</b>							
E 200 CDI (211.004)	75	07/02→12/08	➔	nicht für Taxifahrzeuge;		11.0441-4203.2 250013	ATE
E 200 CDI (211.004)	90	07/02→12/08		für Fahrzeuge mit Sportpaket / für Fahrzeuge mit AMG-Sportpaket			
E 200 CDI (211.007)	100	04/06→12/08					
E 200 Kompressor (211.041)	135	04/06→12/08	➔	für Taxifahrzeuge		11.0441-4203.2 250013	ATE
E 200 Kompressor (211.042)	120	11/02→12/08	➔	nicht für Taxifahrzeuge;		11.0441-4203.2 250013	ATE
E 200 NGT (211.042)	120	03/04→12/08		für Fahrzeuge ohne Sportpaket / für Fahrzeuge ohne AMG-Sportpaket			
E 220 CDI	120	03/03→12/08					
E 220 CDI (211.006)	100	03/02→12/08					
E 220 CDI (211.006)	110	03/02→12/08					
E 220 CDI (211.008)	125	04/06→12/08					
E 230 (211.052)	150	09/07→12/08	➔	für Fahrzeuge mit Sportpaket / für Fahrzeuge mit AMG-Sportpaket		11.0441-4203.2 250013	ATE
E 280 4-matic (211.092)	170	01/06→12/08					
E 280 CDI (211.020)	140	03/05→12/08	➔	für Fahrzeuge ohne Sportpaket / für Fahrzeuge ohne AMG-Sportpaket		11.0441-4203.2 250013	ATE
E 280 CDI 4-matic (211.084)	140	03/05→12/08					
E 420 CDI (211.029)	231	01/06→12/08					
E 240 (211.061)	130	03/02→12/08	➔			11.0441-4203.2 250013	ATE
E 240 4-matic (211.080)	130	03/03→12/08					
E 270 CDI (211.016)	120	03/02→12/08					
E 270 CDI (211.016)	130	03/02→12/08					
E 280 CDI (211.023)	130	05/04→12/08					
E 300 BlueTEC (211.024)	155	09/07→12/08					
E 320 CDI (211.022)	165	03/05→12/08					
E 320 CDI 4-matic (211.089)	165	03/05→12/08					
E 350 (211.056)	200	03/05→12/08					
E 350 4-matic (211.087)	200	03/05→12/08					
E 350 CGI (211.057)	215	09/07→12/08					
E 500 (211.070)	225	03/02→12/08					
E 500 (211.072)	285	04/06→12/08					
E 500 4-matic (211.083)	225	10/03→12/08					
E 500 4-matic (211.090)	285	04/06→12/08					
E 280 (211.054)	170	03/05→12/08	➔	05/05→		11.0441-4203.2 250013	ATE
E 320 (211.065)	165	03/02→12/08	➔	→ A 400547; nicht für Taxifahrzeuge		11.0441-4203.2 250013	ATE
			➔	für Taxifahrzeuge		11.0441-4203.2 250013	ATE
			➔	A 500548→; nicht für Taxifahrzeuge		11.0441-4203.2 250013	ATE
E 320 4-matic (211.082)	165	03/03→12/08	➔	X 122526→		11.0441-4203.2 250013	ATE
			➔	→ X 122525		11.0441-4203.2 250013	ATE
E 320 CDI (211.026)	150	11/02→12/08	➔	A 400548→; nicht für Taxifahrzeuge		11.0441-4203.2 250013	ATE
			➔	→ A 400547		11.0441-4203.2 250013	ATE
			➔	für Taxifahrzeuge		11.0441-4203.2 250013	ATE
E 400 CDI (211.028)	191	02/03→12/08	➔	03/03→		11.0441-4203.2 250013	ATE
↓							








	kW			 	! #		
<b>MERCEDES-BENZ - E-KLASSE (W211) 03/02→03/09</b>							
<b>Schraube, Bremssattel</b>							
E 200 CDI (211.004)	75	07/02→12/08		für Taxifahrzeuge	4	13.8190-0330.1 990134	M12x1,5
E 200 CDI (211.004)	90	07/02→12/08		nicht für Taxifahrzeuge; für Fahrzeuge mit Sportpaket / für Fahrzeuge mit AMG-Sportpaket	4	13.8190-0330.1 990134	M12x1,5
E 200 CDI (211.007)	100	04/06→12/08					
E 200 Kompressor (211.041)	135	04/06→12/08		nicht für Taxifahrzeuge; für Fahrzeuge ohne Sportpaket / für Fahrzeuge ohne AMG-Sportpaket	4	13.8190-0330.1 990134	M12x1,5
E 200 Kompressor (211.042)	120	11/02→12/08					
E 200 NGT (211.042)	120	03/04→12/08					
E 220 CDI	120	03/03→12/08					
E 220 CDI (211.006)	100	03/02→12/08					
E 220 CDI (211.006)	110	03/02→12/08					
E 220 CDI (211.008)	125	04/06→12/08					
E 230 (211.052)	150	09/07→12/08			für Fahrzeuge mit Sportpaket / für Fahrzeuge mit AMG-Sportpaket	4	13.8190-0330.1 990134
E 280 4-matic (211.092)	170	01/06→12/08		für Fahrzeuge ohne Sportpaket / für Fahrzeuge ohne AMG-Sportpaket	4	13.8190-0330.1 990134	M12x1,5
E 280 CDI (211.020)	140	03/05→12/08					
E 280 CDI 4-matic (211.084)	140	03/05→12/08			4	13.8190-0330.1 990134	M12x1,5
E 240 (211.061)	130	03/02→12/08			4	13.8190-0330.1 990134	M12x1,5
E 240 4-matic (211.080)	130	03/03→12/08					
E 270 CDI (211.016)	120	03/02→12/08					
E 270 CDI (211.016)	130	03/02→12/08					
E 280 CDI (211.023)	130	05/04→12/08					
E 300 BlueTEC (211.024)	155	09/07→12/08					
E 320 CDI (211.022)	165	03/05→12/08					
E 320 CDI 4-matic (211.089)	165	03/05→12/08					
E 350 (211.056)	200	03/05→12/08					
E 350 4-matic (211.087)	200	03/05→12/08					
E 350 CGI (211.057)	215	09/07→12/08					
E 500 (211.070)	225	03/02→12/08					
E 500 4-matic (211.083)	225	10/03→12/08					
E 500 4-matic (211.090)	285	04/06→12/08					
E 280 (211.054)	170	03/05→12/08		05/05→	4	13.8190-0330.1 990134	M12x1,5
E 320 (211.065)	165	03/02→12/08		für Taxifahrzeuge	4	13.8190-0330.1 990134	M12x1,5
				A 500548→; nicht für Taxifahrzeuge	4	13.8190-0330.1 990134	M12x1,5
				→ A 400547; nicht für Taxifahrzeuge	4	13.8190-0330.1 990134	M12x1,5
E 320 4-matic (211.082)	165	03/03→12/08		→ X 122525	4	13.8190-0330.1 990134	M12x1,5
				X 122526→	4	13.8190-0330.1 990134	M12x1,5
E 320 CDI (211.026)	150	11/02→12/08		für Taxifahrzeuge	4	13.8190-0330.1 990134	M12x1,5
				→ A 400547	4	13.8190-0330.1 990134	M12x1,5
				A 400548→; nicht für Taxifahrzeuge	4	13.8190-0330.1 990134	M12x1,5
E 400 CDI (211.028)	191	02/03→12/08		03/03→	4	13.8190-0330.1 990134	M12x1,5
E 420 CDI (211.029)	231	01/06→12/08		für Fahrzeuge mit Sportpaket / für Fahrzeuge mit AMG-Sportpaket	4	13.8190-0330.1 990134	M12x1,5
<b>Bremsschlauch</b>							
E 200 CDI (211.004)	75	07/02→12/08	←		2	24.5123-0380.3 331256	L= 380
E 200 CDI (211.004)	90	07/02→12/08	→		2	24.5238-0255.3 330674	L= 255
E 200 CDI (211.007)	100	04/06→12/08					
E 200 Kompressor (211.041)	135	04/06→12/08					
E 200 Kompressor (211.042)	120	11/02→12/08					
E 200 NGT (211.042)	120	03/04→12/08					
E 220 CDI	120	03/03→12/08					
E 220 CDI (211.006)	100	03/02→12/08					
E 220 CDI (211.006)	110	03/02→12/08					
E 220 CDI (211.008)	125	04/06→12/08					
E 230 (211.052)	150	09/07→12/08					
E 240 (211.061)	130	03/02→12/08					
E 270 CDI (211.016)	120	03/02→12/08					
E 270 CDI (211.016)	130	03/02→12/08					
E 280 CDI (211.020)	140	03/05→12/08					
E 280 CDI (211.023)	130	05/04→12/08					
E 300 BlueTEC (211.024)	155	09/07→12/08					
E 320 (211.065)	165	03/02→12/08					
E 320 CDI (211.022)	165	03/05→12/08					
E 320 CDI (211.026)	150	11/02→12/08					
E 350 (211.056)	200	03/05→12/08					
E 350 CGI (211.057)	215	09/07→12/08					
E 420 CDI (211.029)	231	01/06→12/08					
E 500 (211.070)	225	03/02→12/08					
E 500 (211.072)	285	04/06→12/08					
E 55 AMG Kompressor (211.076)	350	10/02→12/08					
E 63 AMG (211.077)	378	03/06→12/08					
↓							

	kW			 	! #		
<b>MERCEDES-BENZ - E-KLASSE (W211) 03/02→03/09</b>							
<b>Bremsschlauch</b>							
E 240 4-matic (211.080)	130	03/03→12/08	➔		2	24.5238-0255.3 330674	L= 255
E 280 4-matic (211.092)	170	01/06→12/08					
E 280 CDI 4-matic (211.084)	140	03/05→12/08					
E 320 4-matic (211.082)	165	03/03→12/08					
E 320 CDI 4-matic (211.089)	165	03/05→12/08					
E 350 4-matic (211.087)	200	03/05→12/08					
E 500 4-matic (211.083)	225	10/03→12/08					
E 500 4-matic (211.090)	285	04/06→12/08					
E 280 (211.054)	170	03/05→12/08	➔	05/05→	2	24.5123-0380.3 331256	L= 380
			➔	05/05→	2	24.5238-0255.3 330674	L= 255
E 400 CDI (211.028)	191	02/03→12/08	➔	03/03→	2	24.5123-0380.3 331256	L= 380
			➔	03/03→	2	24.5238-0255.3 330674	L= 255
<b>MERCEDES-BENZ - E-KLASSE (W212) 01/09→12/16</b>							
<b>Bremssattel</b>							
E 180 (212.040)	115	08/13→12/15	➔	☐; für Fahrzeuge ohne Sportpaket / für Fahrzeuge ohne AMG-Sportpaket		24.3606-1707.7 221011	TRW - Halter
E 200 (212.034)	135	01/13→12/16					
E 200 CGI (212.048, 212.148)	135	08/09→12/15					
E 200 NGT (212.035)	115	07/13→12/15	➔	☐; für Fahrzeuge ohne Sportpaket / für Fahrzeuge ohne AMG-Sportpaket		24.3606-1708.7 221012	TRW - Halter
E 200 NGT (212.041)	120	03/11→12/15					
E 220 BlueTEC (212.001)	130	05/14→12/15	➔	☐; für Fahrzeuge mit Sportpaket / für Fahrzeuge mit AMG-Sportpaket		24.3606-1711.5 240780	TRW - Halter
			➔	☐; für Fahrzeuge mit Sportpaket / für Fahrzeuge mit AMG-Sportpaket		24.3606-1712.5 240781	TRW - Halter
			➔	☐		24.3426-9989.5 240647	ATE - Halter
			➔	☐		24.3426-9990.5 240648	ATE - Halter
E 200 CDI / BlueTEC (212.005, 212.006)	100	01/09→12/15	➔	☐; 03/09→; für Fahrzeuge ohne Sportpaket / für Fahrzeuge ohne AMG-Sportpaket		24.3606-1707.7 221011	TRW - Halter
			➔	☐; 03/09→; für Fahrzeuge ohne Sportpaket / für Fahrzeuge ohne AMG-Sportpaket		24.3606-1708.7 221012	TRW - Halter
			➔	☐; 03/09→; für Fahrzeuge mit Sportpaket / für Fahrzeuge mit AMG-Sportpaket		24.3606-1711.5 240780	TRW - Halter
			➔	☐; 03/09→; für Fahrzeuge mit Sportpaket / für Fahrzeuge mit AMG-Sportpaket		24.3606-1712.5 240781	TRW - Halter
			➔	☐; 03/09→		24.3426-9989.5 240647	ATE - Halter
			➔	☐; 03/09→		24.3426-9990.5 240648	ATE - Halter
E 220 BlueTEC 4-matic (212.011)	125	01/15→12/15	➔	☐; für Fahrzeuge mit Sportpaket / für Fahrzeuge mit AMG-Sportpaket		24.3601-1721.5 240629	TRW - Halter
			➔	☐; für Fahrzeuge mit Sportpaket / für Fahrzeuge mit AMG-Sportpaket		24.3601-1722.5 240630	TRW - Halter
			➔	☐; für Fahrzeuge ohne Sportpaket / für Fahrzeuge ohne AMG-Sportpaket		24.3601-1723.5 240631	TRW - Halter
			➔	☐; für Fahrzeuge ohne Sportpaket / für Fahrzeuge ohne AMG-Sportpaket		24.3601-1724.5 240632	TRW - Halter
			➔	☐		24.3426-9989.5 240647	ATE - Halter
			➔	☐		24.3426-9990.5 240648	ATE - Halter
E 220 CDI	120	01/09→12/15	➔	☐; 03/09→; für Fahrzeuge ohne Sportpaket / für Fahrzeuge ohne AMG-Sportpaket		24.3606-1707.7 221011	TRW - Halter
E 220 CDI / BlueTEC (212.001, 212.002)	125	01/09→12/16	➔	☐; 03/09→; für Fahrzeuge ohne Sportpaket / für Fahrzeuge ohne AMG-Sportpaket		24.3606-1708.7 221012	TRW - Halter
			➔	☐; 03/09→; für Fahrzeuge mit Sportpaket / für Fahrzeuge mit AMG-Sportpaket		24.3606-1711.5 240780	TRW - Halter
			➔	☐; 03/09→; für Fahrzeuge mit Sportpaket / für Fahrzeuge mit AMG-Sportpaket		24.3606-1712.5 240781	TRW - Halter








	kw			 	! #		
<b>MERCEDES-BENZ - E-KLASSE (W212) 01/09→12/16</b>							
<b> Bremsattel</b>							
E 220 CDI	120	01/09→12/15	➔	☐; 03/09→		24.3426-9989.5 240647	ATE - Halter
E 220 CDI / BlueTEC (212.001, 212.002)	125	01/09→12/16	➔	☐; A 007599→		24.3426-9989.5 240647	ATE - Halter
			➔	☐; A 007599→		24.3426-9990.5 240648	ATE - Halter
			➔	☐; 03/09→		24.3426-9990.5 240648	ATE - Halter
E 250 (212.036)	155	01/13→12/16	←	☐; für Fahrzeuge mit Sportpaket / für Fahrzeuge mit AMG-Sportpaket		24.3606-1711.5 240780	TRW - Halter
E 250 CGI (212.047, 212.147)	150	01/09→12/15	←	☐; für Fahrzeuge mit Sportpaket / für Fahrzeuge mit AMG-Sportpaket		24.3606-1712.5 240781	TRW - Halter
			➔	☐		24.3426-9989.5 240647	ATE - Halter
			➔	☐		24.3426-9990.5 240648	ATE - Halter
E 250 CDI / BlueTEC (212.003, 212.004)	150	01/09→12/16	←	☐; 03/09→; für Fahrzeuge ohne Sportpaket / für Fahrzeuge ohne AMG-Sportpaket; → A 001284		24.3606-1707.7 221011	TRW - Halter
			←	☐; 03/09→; für Fahrzeuge ohne Sportpaket / für Fahrzeuge ohne AMG-Sportpaket; → A 001284		24.3606-1708.7 221012	TRW - Halter
			←	☐; 03/09→; für Fahrzeuge mit Sportpaket / für Fahrzeuge mit AMG-Sportpaket		24.3606-1711.5 240780	TRW - Halter
			←	☐; 03/09→; für Fahrzeuge mit Sportpaket / für Fahrzeuge mit AMG-Sportpaket		24.3606-1712.5 240781	TRW - Halter
			➔	☐; 03/09→; → A 007598		24.3426-9991.5 240954	ATE - Halter
			➔	☐; 03/09→; → A 007598		24.3426-9992.5 240955	ATE - Halter
E 250 CDI / BlueTEC 4-matic (212.082, 212.097)	150	01/11→12/15	←	☐; für Fahrzeuge mit Sportpaket / für Fahrzeuge mit AMG-Sportpaket		24.3601-1721.5 240629	TRW - Halter
			←	☐; für Fahrzeuge mit Sportpaket / für Fahrzeuge mit AMG-Sportpaket		24.3601-1722.5 240630	TRW - Halter
			←	☐; für Fahrzeuge ohne Sportpaket / für Fahrzeuge ohne AMG-Sportpaket		24.3601-1723.5 240631	TRW - Halter
			←	☐; für Fahrzeuge ohne Sportpaket / für Fahrzeuge ohne AMG-Sportpaket		24.3601-1724.5 240632	TRW - Halter
			←	☐; +SA 1U9		24.3606-1707.7 221011	TRW - Halter
			←	☐; +SA 1U9		24.3606-1708.7 221012	TRW - Halter
			➔	☐		24.3426-9989.5 240647	ATE - Halter
			➔	☐		24.3426-9990.5 240648	ATE - Halter
			➔	☐; +SA 1U9		24.3426-9991.5 240954	ATE - Halter
			➔	☐; +SA 1U9		24.3426-9992.5 240955	ATE - Halter
E 300 (212.054)	170	01/09→12/13	←	☐; 03/09→; für Fahrzeuge mit Sportpaket / für Fahrzeuge mit AMG-Sportpaket		24.3606-1711.5 240780	TRW - Halter
E 350 (212.056)	200	01/09→12/13					
E 350 BlueTEC (212.024)	155	01/09→12/15	←	☐; 03/09→; für Fahrzeuge mit Sportpaket / für Fahrzeuge mit AMG-Sportpaket		24.3606-1712.5 240781	TRW - Halter
E 350 CDI (212.025)	170	01/09→12/15					
E 350 CGI (212.057)	215	01/09→08/11					
			➔	☐; 03/09→		24.3426-9991.5 240954	ATE - Halter
			➔	☐; 03/09→		24.3426-9992.5 240955	ATE - Halter
E 300 (212.055)	185	07/11→12/15	←	☐; für Fahrzeuge mit Sportpaket / für Fahrzeuge mit AMG-Sportpaket		24.3606-1711.5 240780	TRW - Halter
E 350 (212.059)	225	09/11→12/15					
E 350 BlueTEC (212.026)	185	01/13→12/15					
E 350 BlueTEC (212.026)	190	05/14→12/15	←	☐; für Fahrzeuge mit Sportpaket / für Fahrzeuge mit AMG-Sportpaket		24.3606-1712.5 240781	TRW - Halter
E 350 CDI (212.023)	195	03/11→12/15					
			➔	☐		24.3426-9991.5 240954	ATE - Halter
			➔	☐		24.3426-9992.5 240955	ATE - Halter
E 300 4-matic (212.080)	185	07/11→12/15	←	☐; für Fahrzeuge mit Sportpaket / für Fahrzeuge mit AMG-Sportpaket		24.3601-1721.5 240629	TRW - Halter
E 350 4-matic (212.088)	225	09/11→12/15					
E 350 CDI 4-matic (212.089)	170	09/09→08/11					
E 350 CDI 4-matic (212.093)	195	03/11→12/15	←	☐; für Fahrzeuge mit Sportpaket / für Fahrzeuge mit AMG-Sportpaket		24.3601-1722.5 240630	TRW - Halter
↓							



	kw			 	! #		
<b>MERCEDES-BENZ - E-KLASSE (W212) 01/09→12/16</b>							
<b> Bremssattel</b>							
E 300 4-matic (212.080)	185	07/11→12/15	←	☐; für Fahrzeuge ohne Sportpaket / für Fahrzeuge ohne AMG-Sportpaket		24.3601-1723.5 240631	TRW - Halter
E 350 4-matic (212.088)	225	09/11→12/15					
E 350 CDI 4-matic (212.089)	170	09/09→08/11					
E 350 CDI 4-matic (212.093)	195	03/11→12/15	←	☐; für Fahrzeuge ohne Sportpaket / für Fahrzeuge ohne AMG-Sportpaket		24.3601-1724.5 240632	TRW - Halter
			→	☐		24.3426-9991.5 240954	ATE - Halter
			→	☐		24.3426-9992.5 240955	ATE - Halter
E 300 CDI / BlueTEC (212.020, 212.021, 212.027)	170	03/11→12/15	←	☐; 04/11→; für Fahrzeuge mit Sportpaket / für Fahrzeuge mit AMG-Sportpaket		24.3606-1711.5 240780	TRW - Halter
			←	☐; 04/11→; für Fahrzeuge mit Sportpaket / für Fahrzeuge mit AMG-Sportpaket		24.3606-1712.5 240781	TRW - Halter
			→	☐; 04/11→		24.3426-9991.5 240954	ATE - Halter
			→	☐; 04/11→		24.3426-9992.5 240955	ATE - Halter
E 300 CDI (212.020)	150	12/09→12/10	→	☐		24.3426-9991.5 240954	ATE - Halter
E 400 (212.061)	245	07/14→12/15	→	☐		24.3426-9992.5 240955	ATE - Halter
E 400 (212.065)	245	01/13→12/16	→	☐		24.3426-9992.5 240955	ATE - Halter
E 400 4-matic (212.067)	245	01/13→12/16	→	☐			
E 400 4-matic (212.099)	245	07/14→12/15	→	☐			
E 300 Hybrid / BlueTEC Hybrid (212.098)	150	12/11→12/16	←	☐; 06/12→; für Fahrzeuge mit Sportpaket / für Fahrzeuge mit AMG-Sportpaket		24.3606-1711.5 240780	TRW - Halter
			←	☐; 06/12→; für Fahrzeuge mit Sportpaket / für Fahrzeuge mit AMG-Sportpaket		24.3606-1712.5 240781	TRW - Halter
			→	☐; 06/12→		24.3426-9991.5 240954	ATE - Halter
			→	☐; 06/12→		24.3426-9992.5 240955	ATE - Halter
E 350 4-matic (212.087)	200	01/09→08/11	←	☐; 03/09→; für Fahrzeuge mit Sportpaket / für Fahrzeuge mit AMG-Sportpaket		24.3601-1721.5 240629	TRW - Halter
			←	☐; 03/09→; für Fahrzeuge mit Sportpaket / für Fahrzeuge mit AMG-Sportpaket		24.3601-1722.5 240630	TRW - Halter
			←	☐; 03/09→; für Fahrzeuge ohne Sportpaket / für Fahrzeuge ohne AMG-Sportpaket		24.3601-1723.5 240631	TRW - Halter
			←	☐; 03/09→; für Fahrzeuge ohne Sportpaket / für Fahrzeuge ohne AMG-Sportpaket		24.3601-1724.5 240632	TRW - Halter
			→	☐; 03/09→		24.3426-9991.5 240954	ATE - Halter
			→	☐; 03/09→		24.3426-9992.5 240955	ATE - Halter
E 350 BlueTEC 4-matic (212.094)	185	01/13→12/15	←	☐; für Fahrzeuge ohne Sportpaket / für Fahrzeuge ohne AMG-Sportpaket		24.3601-1723.5 240631	TRW - Halter
E 350 BlueTEC 4-matic (212.094)	190	05/14→12/15	←	☐; für Fahrzeuge ohne Sportpaket / für Fahrzeuge ohne AMG-Sportpaket		24.3601-1724.5 240632	TRW - Halter
			→	☐		24.3426-9991.5 240954	ATE - Halter
			→	☐		24.3426-9992.5 240955	ATE - Halter
E 500 (212.072)	285	01/09→12/11	→	☐; 03/09→		24.3426-9959.5 240952	ATE - Halter
E 500 4-matic (212.090)	285	01/09→12/11	→	☐; 03/09→		24.3426-9960.5 240953	ATE - Halter
E 500 (212.073)	300	09/11→12/15	→	☐		24.3426-9959.5 240952	ATE - Halter
E 500 4-matic (212.091)	300	09/11→12/15	→	☐		24.3426-9960.5 240953	ATE - Halter
<b>Feder, Bremssattel</b>							
E 180 (212.040)	115	08/13→12/15			2	11.8116-0087.2 390607	ATE
E 200 (212.034)	135	01/13→12/16					
E 200 CGI (212.048, 212.148)	135	08/09→12/15					
E 200 NGT (212.035)	115	07/13→12/15					
E 200 NGT (212.041)	120	03/11→12/15					
E 220 BlueTEC (212.001)	130	05/14→12/15					
E 220 BlueTEC 4-matic (212.011)	125	01/15→12/15					
E 250 (212.036)	155	01/13→12/16					
E 250 CDI / BlueTEC 4-matic (212.082, 212.097)	150	01/11→12/15					

	kW			 	! #		
<b>MERCEDES-BENZ - E-KLASSE (W212) 01/09→12/16</b>							
<b>Feder, Bremssattel</b>							
E 250 CGI (212.047, 212.147)	150	01/09→12/15			2	11.8116-0087.2 390607	ATE
E 300 (212.055)	185	07/11→12/15					
E 300 4-matic (212.080)	185	07/11→12/15					
E 350 (212.059)	225	09/11→12/15					
E 350 4-matic (212.088)	225	09/11→12/15					
E 350 BlueTEC	185	01/13→12/15					
E 350 BlueTEC (212.026)	190	05/14→12/15					
E 350 BlueTEC 4-matic (212.094)	185	01/13→12/15					
E 350 BlueTEC 4-matic (212.094)	190	05/14→12/15					
E 350 CDI (212.023)	195	03/11→12/15					
E 350 CDI 4-matic (212.089)	170	09/09→08/11					
E 350 CDI 4-matic (212.093)	195	03/11→12/15					
E 400 (212.061)	245	07/14→12/15					
E 400 (212.065)	245	01/13→12/16					
E 400 4-matic (212.067)	245	01/13→12/16					
E 400 4-matic (212.099)	245	07/14→12/15					
E 500 (212.073)	300	09/11→12/15					
E 500 4-matic (212.091)	300	09/11→12/15					
E 200 CDI / BlueTEC (212.005, 212.006)	100	01/09→12/15		03/09→	2	11.8116-0087.2 390607	ATE
E 300 (212.054)	170	01/09→12/13					
E 350 (212.056)	200	01/09→12/13					
E 350 4-matic (212.087)	200	01/09→08/11					
E 350 BlueTEC (212.024)	155	01/09→12/15					
E 350 CDI (212.025)	170	01/09→12/15					
E 350 CGI (212.057)	215	01/09→08/11					
E 500 (212.072)	285	01/09→12/11					
E 500 4-matic (212.090)	285	01/09→12/11					
E 220 CDI	120	01/09→12/15		A 007599→	2	11.8116-0087.2 390607	ATE
E 220 CDI / BlueTEC (212.001, 212.002)	125	01/09→12/16		03/09→	2	11.8116-0087.2 390607	ATE
E 250 CDI / BlueTEC (212.003, 212.004)	150	01/09→12/16		03/09→; → A 007598	2	11.8116-0087.2 390607	ATE
E 300 CDI / BlueTEC (212.020, 212.021, 212.027)	170	03/11→12/15		04/11→	2	11.8116-0087.2 390607	ATE
E 300 Hybrid / BlueTEC Hybrid (212.098)	150	12/11→12/16		06/12→	2	11.8116-0087.2 390607	ATE
<b>Führungshülzensatz, Bremssattel</b>							
E 180 (212.040)	115	08/13→12/15	➔			11.0101-5407.2 260011	ATE
E 200 (212.034)	135	01/13→12/16					
E 200 CGI (212.048, 212.148)	135	08/09→12/15					
E 200 NGT (212.035)	115	07/13→12/15					
E 200 NGT (212.041)	120	03/11→12/15					
E 220 BlueTEC (212.001)	130	05/14→12/15					
E 220 BlueTEC 4-matic (212.011)	125	01/15→12/15					
E 250 (212.036)	155	01/13→12/16					
E 250 CDI / BlueTEC 4-matic (212.082, 212.097)	150	01/11→12/15					
E 250 CGI (212.047, 212.147)	150	01/09→12/15					
E 300 (212.055)	185	07/11→12/15					
E 300 4-matic (212.080)	185	07/11→12/15					
E 350 (212.059)	225	09/11→12/15					
E 350 4-matic (212.088)	225	09/11→12/15					
E 350 BlueTEC (212.026)	185	01/13→12/15					
E 350 BlueTEC 4-matic (212.094)	185	01/13→12/15					
E 350 BlueTEC 4-matic (212.094)	190	05/14→12/15					
E 350 CDI (212.023)	195	03/11→12/15					
E 350 CDI 4-matic (212.089)	170	09/09→08/11					
E 350 CDI 4-matic (212.093)	195	03/11→12/15					
E 400 (212.061)	245	07/14→12/15					
E 400 (212.065)	245	01/13→12/16					
E 400 4-matic (212.067)	245	01/13→12/16					
E 400 4-matic (212.099)	245	07/14→12/15					
E 500 (212.073)	300	09/11→12/15					
↓							



	kW					! #		
<b>MERCEDES-BENZ - E-KLASSE (W212) 01/09→12/16</b>								
<b>Führungshülzensatz, Bremssattel</b>								
E 500 4-matic (212.091)	300	09/11→12/15	➡				<b>11.0101-5407.2 260011</b>	ATE
E 200 CDI / BlueTEC (212.005, 212.006)	100	01/09→12/15	➡	03/09→			<b>11.0101-5407.2 260011</b>	ATE
E 300 (212.054)	170	01/09→12/13						
E 350 (212.056)	200	01/09→12/13						
E 350 4-matic (212.087)	200	01/09→08/11						
E 350 BlueTEC (212.024)	155	01/09→12/15						
E 350 CDI (212.025)	170	01/09→12/15						
E 350 CGI (212.057)	215	01/09→08/11						
E 500 (212.072)	285	01/09→12/11						
E 500 4-matic (212.090)	285	01/09→12/11						
E 220 CDI	120	01/09→12/15	➡	A 007599→			<b>11.0101-5407.2 260011</b>	ATE
E 220 CDI / BlueTEC (212.001, 212.002)	125	01/09→12/16	➡	03/09→			<b>11.0101-5407.2 260011</b>	ATE
E 250 CDI / BlueTEC (212.003, 212.004)	150	01/09→12/16	➡	03/09→; → A 007598			<b>11.0101-5407.2 260011</b>	ATE
E 300 CDI / BlueTEC (212.020, 212.021, 212.027)	170	03/11→12/15	➡	04/11→			<b>11.0101-5407.2 260011</b>	ATE
E 300 Hybrid / BlueTEC Hybrid (212.098)	150	12/11→12/16	➡	06/12→			<b>11.0101-5407.2 260011</b>	ATE
<b>Führungsbolzen, Bremssattel</b>								
E 180 (212.040)	115	08/13→12/15				2	<b>11.8171-0008.1 990049</b>	ATE
E 200 (212.034)	135	01/13→12/16						
E 200 CGI (212.048, 212.148)	135	08/09→12/15						
E 200 NGT (212.035)	115	07/13→12/15						
E 200 NGT (212.041)	120	03/11→12/15						
E 220 BlueTEC (212.001)	130	05/14→12/15						
E 220 BlueTEC 4-matic (212.011)	125	01/15→12/15						
E 250 (212.036)	155	01/13→12/16						
E 250 CDI / BlueTEC 4-matic (212.082, 212.097)	150	01/11→12/15						
E 250 CGI (212.047, 212.147)	150	01/09→12/15						
E 300 (212.055)	185	07/11→12/15						
E 300 4-matic (212.080)	185	07/11→12/15						
E 350 (212.059)	225	09/11→12/15						
E 350 4-matic (212.088)	225	09/11→12/15						
E 350 BlueTEC (212.026)	185	01/13→12/15						
E 350 BlueTEC 4-matic (212.094)	185	01/13→12/15						
E 350 BlueTEC 4-matic (212.094)	190	05/14→12/15						
E 350 CDI (212.023)	195	03/11→12/15						
E 350 CDI 4-matic (212.089)	170	09/09→08/11						
E 350 CDI 4-matic (212.093)	195	03/11→12/15						
E 400 (212.061)	245	07/14→12/15						
E 400 (212.065)	245	01/13→12/16						
E 400 4-matic (212.067)	245	01/13→12/16						
E 400 4-matic (212.099)	245	07/14→12/15						
E 500 (212.073)	300	09/11→12/15						
E 500 4-matic (212.091)	300	09/11→12/15						
E 200 CDI / BlueTEC (212.005, 212.006)	100	01/09→12/15		03/09→		2	<b>11.8171-0008.1 990049</b>	ATE
E 300 (212.054)	170	01/09→12/13						
E 350 (212.056)	200	01/09→12/13						
E 350 4-matic (212.087)	200	01/09→08/11						
E 350 BlueTEC (212.024)	155	01/09→12/15						
E 350 CDI (212.025)	170	01/09→12/15						
E 350 CGI (212.057)	215	01/09→08/11						
E 500 (212.072)	285	01/09→12/11						
E 500 4-matic (212.090)	285	01/09→12/11						
E 220 CDI	120	01/09→12/15		A 007599→		2	<b>11.8171-0008.1 990049</b>	ATE
E 220 CDI / BlueTEC (212.001, 212.002)	125	01/09→12/16		03/09→		2	<b>11.8171-0008.1 990049</b>	ATE
E 250 CDI / BlueTEC (212.003, 212.004)	150	01/09→12/16		03/09→; → A 007598		2	<b>11.8171-0008.1 990049</b>	ATE
E 300 CDI / BlueTEC (212.020, 212.021, 212.027)	170	03/11→12/15		04/11→		2	<b>11.8171-0008.1 990049</b>	ATE
E 300 Hybrid / BlueTEC Hybrid (212.098)	150	12/11→12/16		06/12→		2	<b>11.8171-0008.1 990049</b>	ATE

**MERCEDES-BENZ - E-KLASSE (W212) 01/09→12/16**

**Bremsschlauch**

E 180 (212.040)	115	08/13→12/15	←		2	<b>24.5148-0406.3</b>	<b>331478</b>	L= 400
E 200 (212.034)	135	01/13→12/16						
E 200 CGI (212.048, 212.148)	135	08/09→12/15						
E 200 NGT (212.035)	115	07/13→12/15						
E 200 NGT (212.041)	120	03/11→12/15						
E 220 BlueTEC (212.001)	130	05/14→12/15						
E 250 (212.036)	155	01/13→12/16						
E 250 CGI (212.047, 212.147)	150	01/09→12/15						
E 300 (212.055)	185	07/11→12/15						
E 350 (212.059)	225	09/11→12/15						
E 350 BlueTEC	185	01/13→12/15						
E 350 BlueTEC (212.026)	190	05/14→12/15						
E 350 CDI (212.023)	195	03/11→12/15						
E 400 (212.061)	245	07/14→12/15						
E 400 (212.065)	245	01/13→12/16						
E 500 (212.073)	300	09/11→12/15						
E 200 CDI / BlueTEC (212.005, 212.006)	100	01/09→12/15	←	03/09→	2	<b>24.5148-0406.3</b>	<b>331478</b>	L= 400
E 220 CDI	120	01/09→12/15						
E 220 CDI / BlueTEC (212.001, 212.002)	125	01/09→12/16						
E 250 CDI / BlueTEC (212.003, 212.004)	150	01/09→12/16						
E 300 (212.054)	170	01/09→12/13						
E 350 (212.056)	200	01/09→12/13						
E 350 BlueTEC (212.024)	155	01/09→12/15						
E 350 CDI (212.025)	170	01/09→12/15						
E 350 CGI (212.057)	215	01/09→08/11						
E 500 (212.072)	285	01/09→12/11						
E 220 BlueTEC 4-matic (212.011)	125	01/15→12/15	←		2	<b>83.7713-0487.3</b>	<b>331342</b>	L= 488
E 250 CDI / BlueTEC 4-matic (212.082, 212.097)	150	01/11→12/15						
E 300 4-matic (212.080)	185	07/11→12/15						
E 350 4-matic (212.088)	225	09/11→12/15						
E 350 BlueTEC 4-matic (212.094)	185	01/13→12/15						
E 350 BlueTEC 4-matic (212.094)	190	05/14→12/15						
E 350 CDI 4-matic (212.089)	170	09/09→08/11						
E 350 CDI 4-matic (212.093)	195	03/11→12/15						
E 400 4-matic (212.067)	245	01/13→12/16						
E 400 4-matic (212.099)	245	07/14→12/15						
E 500 4-matic (212.091)	300	09/11→12/15						
E 300 CDI / BlueTEC (212.020, 212.021, 212.027)	170	03/11→12/15	←	04/11→	2	<b>24.5148-0406.3</b>	<b>331478</b>	L= 400
E 300 Hybrid / BlueTEC Hybrid (212.098)	150	12/11→12/16	←	06/12→	2	<b>24.5148-0406.3</b>	<b>331478</b>	L= 400
E 350 4-matic (212.087)	200	01/09→08/11	←	03/09→	2	<b>83.7713-0487.3</b>	<b>331342</b>	L= 488
E 500 4-matic (212.090)	285	01/09→12/11						































**MERCEDES-BENZ - E-KLASSE Cabriolet (A124) 05/93→03/98**












































**Bremssattel**








E 200 (124.060)	100	06/93→03/98	←			<b>24.3541-1603.5</b>	<b>240037</b>	TRW - Halter
E 220 (124.062)	110	06/93→03/98	←			<b>24.3541-1604.5</b>	<b>240038</b>	TRW - Halter
			→			<b>24.9238-8035.5</b>	<b>230025</b>	ATE
			→			<b>24.9238-8036.5</b>	<b>230026</b>	ATE
E 320 (124.066)	162	06/93→03/98	→			<b>24.9238-8035.5</b>	<b>230025</b>	ATE
E 36 AMG (124.066)	200	05/94→03/98	→			<b>24.9238-8036.5</b>	<b>230026</b>	ATE

**Dichtungssatz, Bremssattel**

E 200 (124.060)	100	06/93→03/98	→			<b>13.0441-3817.2</b>	<b>250071</b>	ATE
E 220 (124.062)	110	06/93→03/98						
E 320 (124.066)	162	06/93→03/98		B 862122→		<b>13.0441-4214.2</b>	<b>250091</b>	ATE
				→ B 862121		<b>13.0441-4214.2</b>	<b>250091</b>	ATE
			→			<b>13.0441-3817.2</b>	<b>250071</b>	ATE
E 36 AMG (124.066)	200	05/94→03/98	←			<b>13.0441-4214.2</b>	<b>250091</b>	ATE
↓								

	kw			 	! #		
<b>MERCEDES-BENZ - E-KLASSE Cabriolet (A124) 05/93→03/98</b>							
<b>Dichtungssatz, Bremssattel</b>							
E 36 AMG (124.066)	200	05/94→03/98	➔			13.0441-3817.2 250071	ATE
<b>Zubehörsatz, Bremssattel</b>							
E 200 (124.060)	100	06/93→03/98	➔			24.0101-3601.2 260044	TRW
E 220 (124.062)	110	06/93→03/98	➔				
<b>Schraube, Bremssattel</b>							
E 200 (124.060)	100	06/93→03/98			4	13.8190-0242.1 990124	M12x1,5
E 220 (124.062)	110	06/93→03/98					
E 36 AMG (124.066)	200	05/94→03/98					
E 320 (124.066)	162	06/93→03/98		B 862122→	4	13.8190-0242.1 990124	M12x1,5
				→ B 862121	4	13.8190-0242.1 990124	M12x1,5
<b>Bremsschlauch</b>							
E 200 (124.060)	100	06/93→03/98	➔		2	24.5101-0346.3 331406	L= 346
E 220 (124.062)	110	06/93→03/98	➔				
E 320 (124.066)	162	06/93→03/98	➔		2	83.7704-0281.3 330804	L= 280
E 36 AMG (124.066)	200	05/94→03/98	➔				
<b>MERCEDES-BENZ - E-KLASSE Cabriolet (A207) 01/10→12/16</b>							
<b>Bremssattel</b>							
E 200 (207.434)	135	03/13→12/16	➔	 ; für Fahrzeuge ohne Sportpaket / für Fahrzeuge ohne AMG-Sportpaket		24.3606-1707.7 221011	TRW - Halter
			➔	 ; für Fahrzeuge ohne Sportpaket / für Fahrzeuge ohne AMG-Sportpaket		24.3606-1708.7 221012	TRW - Halter
			➔	 ; für Fahrzeuge mit Sportpaket / für Fahrzeuge mit AMG-Sportpaket		24.3606-1711.5 240780	TRW - Halter
			➔	 ; für Fahrzeuge mit Sportpaket / für Fahrzeuge mit AMG-Sportpaket		24.3606-1712.5 240781	TRW - Halter
			➔			24.3386-9991.5 241003	ATE - Halter
			➔			24.3386-9992.5 241004	ATE - Halter
E 200 CGI (207.448)	135	01/10→12/16	➔	 ; 03/10→; für Fahrzeuge ohne Sportpaket / für Fahrzeuge ohne AMG-Sportpaket		24.3606-1707.7 221011	TRW - Halter
E 220 CDI / BlueTEC / d (207.402, 207.401)	125	01/10→12/16	➔	 ; 03/10→; für Fahrzeuge ohne Sportpaket / für Fahrzeuge ohne AMG-Sportpaket		24.3606-1708.7 221012	TRW - Halter
E 220 CDI (207.402)	120	02/10→12/16	➔	 ; 03/10→; für Fahrzeuge ohne Sportpaket / für Fahrzeuge ohne AMG-Sportpaket		24.3606-1711.5 240780	TRW - Halter
E 250 CDI / BlueTEC / d (207.403, 207.404)	150	01/10→12/16	➔	 ; 03/10→; für Fahrzeuge mit Sportpaket / für Fahrzeuge mit AMG-Sportpaket		24.3606-1712.5 240781	TRW - Halter
			➔	 ; 03/10→; für Fahrzeuge mit Sportpaket / für Fahrzeuge mit AMG-Sportpaket		24.3381-9953.5 240976	ATE - Halter
			➔	 ; 03/10→; GG		24.3381-9954.5 240977	ATE - Halter
			➔	 ; 03/10→; ALU		24.3386-9991.5 241003	ATE - Halter
			➔	 ; 03/10→; ALU		24.3386-9992.5 241004	ATE - Halter
E 220 BlueTEC (207.401)	130	05/14→12/16	➔	 ; für Fahrzeuge ohne Sportpaket / für Fahrzeuge ohne AMG-Sportpaket		24.3606-1707.7 221011	TRW - Halter
			➔	 ; für Fahrzeuge ohne Sportpaket / für Fahrzeuge ohne AMG-Sportpaket		24.3606-1708.7 221012	TRW - Halter
			➔	 ; für Fahrzeuge mit Sportpaket / für Fahrzeuge mit AMG-Sportpaket		24.3606-1711.5 240780	TRW - Halter
			➔	 ; für Fahrzeuge mit Sportpaket / für Fahrzeuge mit AMG-Sportpaket		24.3606-1712.5 240781	TRW - Halter
			➔	 ; GG		24.3381-9953.5 240976	ATE - Halter
			➔	 ; GG		24.3381-9954.5 240977	ATE - Halter
			➔	 ; ALU		24.3386-9991.5 241003	ATE - Halter
			➔	 ; ALU		24.3386-9992.5 241004	ATE - Halter
E 250 (207.436)	155	06/13→12/16	➔	 ; für Fahrzeuge mit Sportpaket / für Fahrzeuge mit AMG-Sportpaket		24.3606-1711.5 240780	TRW - Halter

	kw			 	! #			
<b>MERCEDES-BENZ - E-KLASSE Cabriolet (A207) 01/10→12/16</b>								
<b> Bremssattel</b>								
E 250 (207.436)	155	06/13→12/16	←	 ; für Fahrzeuge mit Sportpaket / für Fahrzeuge mit AMG-Sportpaket		24.3606-1712.5	240781	TRW - Halter
			→			24.3386-9991.5	241003	ATE - Halter
			→			24.3386-9992.5	241004	ATE - Halter
E 250 CGI (207.447)	150	01/10→12/16	←	 ; 03/10→; für Fahrzeuge mit Sportpaket / für Fahrzeuge mit AMG-Sportpaket		24.3606-1711.5	240780	TRW - Halter
			←	 ; 03/10→; für Fahrzeuge mit Sportpaket / für Fahrzeuge mit AMG-Sportpaket		24.3606-1712.5	240781	TRW - Halter
			→	 ; 03/10→; GG		24.3381-9953.5	240976	ATE - Halter
			→	 ; 03/10→; GG		24.3381-9954.5	240977	ATE - Halter
			→	 ; 03/10→; ALU		24.3386-9991.5	241003	ATE - Halter
			→	 ; 03/10→; ALU		24.3386-9992.5	241004	ATE - Halter
E 300 (207.455) E 350 (207.459) E 350 BlueTEC/ d (207.426) E 350 BlueTEC (207.426) E 350 CDI (207.423) E 350 CGI (207.457)	185	04/11→12/16 04/11→12/14	←	 ; für Fahrzeuge mit Sportpaket / für Fahrzeuge mit AMG-Sportpaket		24.3606-1711.5	240780	TRW - Halter
			←	 ; für Fahrzeuge mit Sportpaket / für Fahrzeuge mit AMG-Sportpaket		24.3606-1712.5	240781	TRW - Halter
	185 195 215	06/13→12/16 04/11→12/13 01/10→12/14	→	 ; GG		24.3401-9931.5	241103	ATE - Halter
			→	 ; GG		24.3401-9932.5	241104	ATE - Halter
			→	 ; ALU		24.3406-9961.5	241019	ATE - Halter
			→	 ; ALU		24.3406-9962.5	241020	ATE - Halter
E 320 (207.462)	200	07/14→12/16	←	 ; für Fahrzeuge mit Sportpaket / für Fahrzeuge mit AMG-Sportpaket		24.3606-1711.5	240780	TRW - Halter
			←	 ; für Fahrzeuge mit Sportpaket / für Fahrzeuge mit AMG-Sportpaket		24.3606-1712.5	240781	TRW - Halter
			→	 ; ALU		24.3406-9961.5	241019	ATE - Halter
			→	 ; ALU		24.3406-9962.5	241020	ATE - Halter
E 350 CDI (207.422)	170	01/10→12/11	←	 ; 03/10→; für Fahrzeuge mit Sportpaket / für Fahrzeuge mit AMG-Sportpaket		24.3606-1711.5	240780	TRW - Halter
			←	 ; 03/10→; für Fahrzeuge mit Sportpaket / für Fahrzeuge mit AMG-Sportpaket		24.3606-1712.5	240781	TRW - Halter
			→	 ; 03/10→; GG		24.3401-9931.5	241103	ATE - Halter
			→	 ; 03/10→; GG		24.3401-9932.5	241104	ATE - Halter
			→	 ; 03/10→; ALU		24.3406-9961.5	241019	ATE - Halter
			→	 ; 03/10→; ALU		24.3406-9962.5	241020	ATE - Halter
E 400 (207.461) E 400 (207.465)	245 245	07/14→12/16 06/13→12/16	→	 ; ALU		24.3406-9961.5	241019	ATE - Halter
			→	 ; ALU		24.3406-9962.5	241020	ATE - Halter
E 500 (207.472)	285	01/10→12/11	→	 ; 03/10→; GG		24.3401-9931.5	241103	ATE - Halter
			→	 ; 03/10→; GG		24.3401-9932.5	241104	ATE - Halter
			→	 ; 03/10→; ALU		24.3406-9961.5	241019	ATE - Halter
			→	 ; 03/10→; ALU		24.3406-9962.5	241020	ATE - Halter
E 500 (207.473)	300	09/11→12/16	→	 ; GG		24.3401-9931.5	241103	ATE - Halter
			→	 ; GG		24.3401-9932.5	241104	ATE - Halter
			→	 ; ALU		24.3406-9961.5	241019	ATE - Halter
			→	 ; ALU		24.3406-9962.5	241020	ATE - Halter
<b>Feder, Bremssattel</b>								
E 200 (207.434) E 250 (207.436) E 300 (207.455) E 320 (207.462) E 350 (207.459) E 350 BlueTEC/ d (207.426) E 350 BlueTEC (207.426) E 350 CDI (207.423) ↓	135 155 185 200 225 190 185 195	03/13→12/16 06/13→12/16 04/11→12/16 07/14→12/16 04/11→12/14 05/14→12/16 06/13→12/16 04/11→12/13			2	11.8116-0340.1	390595	ATE

	kW			 	! #		
<b>MERCEDES-BENZ - E-KLASSE Cabriolet (A207) 01/10→12/16</b>							
<b>Feder, Bremssattel</b>							
E 350 CGI (207.457)	215	01/10→12/14			2	11.8116-0340.1 390595	ATE
E 400 (207.461)	245	07/14→12/16					
E 400 (207.465)	245	06/13→12/16					
E 500 (207.473)	300	09/11→12/16					
E 200 CGI (207.448)	135	01/10→12/16	➔	03/10→	2	11.8116-0340.1 390595	ATE
E 220 CDI / BlueTEC / d (207.402, 207.401)	125	01/10→12/16					
E 220 CDI (207.402)	120	02/10→12/16					
E 250 CDI / BlueTEC / d (207.403, 207.404)	150	01/10→12/16					
E 250 CGI (207.447)	150	01/10→12/16					
E 220 BlueTEC (207.401)	130	05/14→12/16	➔		2	11.8116-0340.1 390595	ATE
E 350 CDI (207.422)	170	01/10→12/11		03/10→	2	11.8116-0340.1 390595	ATE
E 500 (207.472)	285	01/10→12/11					
<b>Führungshülzensatz, Bremssattel</b>							
E 200 (207.434)	135	03/13→12/16	➔			11.0101-5407.2 260011	ATE
E 250 (207.436)	155	06/13→12/16					
E 300 (207.455)	185	04/11→12/16					
E 320 (207.462)	200	07/14→12/16					
E 350 (207.459)	225	04/11→12/14					
E 350 BlueTEC/ d (207.426)	190	05/14→12/16					
E 350 BlueTEC (207.426)	185	06/13→12/16					
E 350 CDI (207.423)	195	04/11→12/13					
E 350 CGI (207.457)	215	01/10→12/14					
E 400 (207.461)	245	07/14→12/16					
E 400 (207.465)	245	06/13→12/16					
E 350 CDI (207.422)	170	01/10→12/11	➔	03/10→		11.0101-5407.2 260011	ATE
E 500 (207.472)	285	01/10→12/11					
E 500 (207.473)	300	09/11→12/16	➔			11.0101-7001.2 260139	ATE
			➔			11.0101-5407.2 260011	ATE
<b>Führungsbolzen, Bremssattel</b>							
E 300 (207.455)	185	04/11→12/16			2	11.8171-0008.1 990049	ATE
E 320 (207.462)	200	07/14→12/16					
E 350 (207.459)	225	04/11→12/14					
E 350 BlueTEC/ d (207.426)	190	05/14→12/16					
E 350 BlueTEC (207.426)	185	06/13→12/16					
E 350 CDI (207.423)	195	04/11→12/13					
E 350 CGI (207.457)	215	01/10→12/14					
E 400 (207.461)	245	07/14→12/16					
E 400 (207.465)	245	06/13→12/16					
E 350 CDI (207.422)	170	01/10→12/11		03/10→	2	11.8171-0008.1 990049	ATE
E 500 (207.472)	285	01/10→12/11					
E 500 (207.473)	300	09/11→12/16			2	11.8171-0008.1 990049	ATE
						11.8171-0096.1 250155	ATE
<b>Bremsschlauch</b>							
E 200 (207.434)	135	03/13→12/16	➔		2	83.7705-0386.3 330828	L= 385
E 220 BlueTEC (207.401)	130	05/14→12/16	➔		2	24.5172-0305.3 331312	L= 305
E 250 (207.436)	155	06/13→12/16					
E 300 (207.455)	185	04/11→12/16					
E 320 (207.462)	200	07/14→12/16					
E 350 (207.459)	225	04/11→12/14					
E 350 BlueTEC/ d (207.426)	190	05/14→12/16					
E 350 BlueTEC (207.426)	185	06/13→12/16					
E 350 CDI (207.423)	195	04/11→12/13					
E 350 CGI (207.457)	215	01/10→12/14					
E 400 (207.461)	245	07/14→12/16					
E 400 (207.465)	245	06/13→12/16					
E 500 (207.473)	300	09/11→12/16					
E 200 CGI (207.448)	135	01/10→12/16	➔	03/10→	2	83.7705-0386.3 330828	L= 385
E 220 CDI / BlueTEC / d (207.402, 207.401)	125	01/10→12/16	➔	03/10→	2	24.5172-0305.3 331312	L= 305
E 220 CDI (207.402)	120	02/10→12/16					
E 250 CDI / BlueTEC / d (207.403, 207.404)	150	01/10→12/16					
E 250 CGI (207.447)	150	01/10→12/16					
E 350 CDI (207.422)	170	01/10→12/11					
E 500 (207.472)	285	01/10→12/11					

**MERCEDES-BENZ - E-KLASSE Coupe (C124) 06/93→06/97**

**Bremssattel**

E 200 (124.040)	100	06/93→06/97	←	☐	24.3541-1603.5	240037	TRW - Halter
			←	☐; → 06/93	24.3541-1603.5	240037	TRW - Halter
			←	☐	24.3541-1604.5	240038	TRW - Halter
			←	☐; → 06/93	24.3541-1604.5	240038	TRW - Halter
			→	☐; → 06/93	24.9235-8005.5	230023	ATE
			→	☐	24.9235-8005.5	230023	ATE
			→	☐; → 06/93	24.9235-8006.5	230024	ATE
			→	☐	24.9235-8006.5	230024	ATE
E 220 (124.042)	110	06/93→06/97	←	☐	24.3541-1603.5	240037	TRW - Halter
			←	☐	24.3541-1604.5	240038	TRW - Halter
			→	☐	24.9235-8005.5	230023	ATE
			→	☐	24.9235-8006.5	230024	ATE
E 320 (124.052) E 36 AMG (124.052)	162	06/93→06/97	→	☐	24.9238-8035.5	230025	ATE
	200	05/94→06/97	→	☐	24.9238-8036.5	230026	ATE

**Dichtungssatz, Bremssattel**

E 200 (124.040)	100	06/93→06/97	→		13.0441-3505.2	250051	ATE
			→	→ 06/93	13.0441-3505.2	250051	ATE
E 220 (124.042)	110	06/93→06/97	→		13.0441-3505.2	250051	ATE
E 320 (124.052)	162	06/93→06/97	→	→ B 862121	13.0441-4214.2	250091	ATE
			→	B 862122→	13.0441-4214.2	250091	ATE
			→		13.0441-3817.2	250071	ATE
E 36 AMG (124.052)	200	05/94→06/97	→		13.0441-3817.2	250071	ATE

**Zubehörsatz, Bremssattel**

E 200 (124.040)	100	06/93→06/97	←		24.0101-3601.2	260044	TRW
			←	☐; → 06/93	24.0101-3601.2	260044	TRW
E 220 (124.042)	110	06/93→06/97	←		24.0101-3601.2	260044	TRW

**Schraube, Bremssattel**

E 200 (124.040)	100	06/93→06/97	←	→ 06/93	4	13.8190-0242.1	990124	M12x1,5
E 36 AMG (124.052)	200	05/94→06/97			4	13.8190-0242.1	990124	M12x1,5

**Bremsschlauch**











































E 200 (124.040)	100	06/93→06/97	←	→ 06/93	2	24.5101-0346.3	331406	L= 346
			←		2	24.5101-0346.3	331406	L= 346
			→	→ 06/93	2	83.7704-0281.3	330804	L= 280
			→		2	83.7704-0281.3	330804	L= 280
E 220 (124.042)	110	06/93→06/97	←		2	24.5101-0346.3	331406	L= 346
E 320 (124.052)	162	06/93→06/97						
E 36 AMG (124.052)	200	05/94→06/97	→		2	83.7704-0281.3	330804	L= 280

**MERCEDES-BENZ - E-KLASSE Coupe (C207) 01/09→12/16**














































**Bremssattel**








E 200 (207.334)	135	06/13→12/16	←	☐; für Fahrzeuge ohne Sportpaket / für Fahrzeuge ohne AMG-Sportpaket	24.3606-1707.7	221011	TRW - Halter
			←	☐; für Fahrzeuge ohne Sportpaket / für Fahrzeuge ohne AMG-Sportpaket	24.3606-1708.7	221012	TRW - Halter
			←	☐; für Fahrzeuge mit Sportpaket / für Fahr- zeuge mit AMG-Sportpaket	24.3606-1711.5	240780	TRW - Halter
			←	☐; für Fahrzeuge mit Sportpaket / für Fahr- zeuge mit AMG-Sportpaket	24.3606-1712.5	240781	TRW - Halter
			→	☐	24.3386-9991.5	241003	ATE - Halter
			→	☐	24.3386-9992.5	241004	ATE - Halter
E 200 CGI (207.348) E 220 CDI / d (207.302, 207.301) ↓	135 125	01/10→12/16 01/10→12/16	←	☐; für Fahrzeuge ohne Sportpaket / für Fahrzeuge ohne AMG-Sportpaket	24.3606-1707.7	221011	TRW - Halter























	kw			 	! #		
<b>MERCEDES-BENZ - E-KLASSE Coupe (C207) 01/09→12/16</b>							
 <b>Bremssattel</b>							
E 200 CGI (207.348) E 220 CDI / d (207.302, 207.301)	135	01/10→12/16	←	 ; für Fahrzeuge ohne Sportpaket / für Fahrzeuge ohne AMG-Sportpaket	24.3606-1708.7	221012	TRW - Halter
	125		←	 ; für Fahrzeuge mit Sportpaket / für Fahrzeuge mit AMG-Sportpaket	24.3606-1711.5	240780	TRW - Halter
			←	 ; für Fahrzeuge mit Sportpaket / für Fahrzeuge mit AMG-Sportpaket	24.3606-1712.5	240781	TRW - Halter
			→	 ; GG	24.3381-9953.5	240976	ATE - Halter
			→	 ; GG	24.3381-9954.5	240977	ATE - Halter
			→	 ; ALU	24.3386-9991.5	241003	ATE - Halter
			→	 ; ALU	24.3386-9992.5	241004	ATE - Halter
E 220 BlueTEC (207.301)	130	05/14→12/16	←	 ; für Fahrzeuge ohne Sportpaket / für Fahrzeuge ohne AMG-Sportpaket	24.3606-1707.7	221011	TRW - Halter
			←	 ; für Fahrzeuge ohne Sportpaket / für Fahrzeuge ohne AMG-Sportpaket	24.3606-1708.7	221012	TRW - Halter
			→	 ; GG	24.3381-9953.5	240976	ATE - Halter
			→	 ; GG	24.3381-9954.5	240977	ATE - Halter
			→	 ; ALU	24.3386-9991.5	241003	ATE - Halter
			→	 ; ALU	24.3386-9992.5	241004	ATE - Halter
E 220 CDI (207.302)	120	02/10→12/14	←	 ; für Fahrzeuge ohne Sportpaket / für Fahrzeuge ohne AMG-Sportpaket	24.3606-1707.7	221011	TRW - Halter
			←	 ; für Fahrzeuge ohne Sportpaket / für Fahrzeuge ohne AMG-Sportpaket	24.3606-1708.7	221012	TRW - Halter
			←	 ; für Fahrzeuge mit Sportpaket / für Fahrzeuge mit AMG-Sportpaket	24.3606-1711.5	240780	TRW - Halter
			←	 ; für Fahrzeuge mit Sportpaket / für Fahrzeuge mit AMG-Sportpaket	24.3606-1712.5	240781	TRW - Halter
			→	 ; 07/14→; GG	24.3381-9953.5	240976	ATE - Halter
			→	 ; GG	24.3381-9954.5	240977	ATE - Halter
			→	 ; ALU	24.3386-9991.5	241003	ATE - Halter
			→	 ; ALU	24.3386-9992.5	241004	ATE - Halter
E 250 (207.336)	155	06/13→12/16	←	 ; für Fahrzeuge mit Sportpaket / für Fahrzeuge mit AMG-Sportpaket	24.3606-1711.5	240780	TRW - Halter
			←	 ; für Fahrzeuge mit Sportpaket / für Fahrzeuge mit AMG-Sportpaket	24.3606-1712.5	240781	TRW - Halter
			→		24.3386-9991.5	241003	ATE - Halter
			→		24.3386-9992.5	241004	ATE - Halter
E 250 CDI / BlueTEC / d (207.303, 207.304)	150	01/09→12/16	←	 ; 05/09→; für Fahrzeuge mit Sportpaket / für Fahrzeuge mit AMG-Sportpaket	24.3606-1711.5	240780	TRW - Halter
			←	 ; 05/09→; für Fahrzeuge mit Sportpaket / für Fahrzeuge mit AMG-Sportpaket	24.3606-1712.5	240781	TRW - Halter
			→	 ; 05/09→; GG	24.3381-9953.5	240976	ATE - Halter
			→	 ; 05/09→; GG	24.3381-9954.5	240977	ATE - Halter
			→	 ; 05/09→; ALU	24.3386-9991.5	241003	ATE - Halter
			→	 ; 05/09→; ALU	24.3386-9992.5	241004	ATE - Halter
E 250 CGI (207.347)	150	01/09→12/16	←	 ; 05/09→; für Fahrzeuge ohne Sportpaket / für Fahrzeuge ohne AMG-Sportpaket	24.3606-1707.7	221011	TRW - Halter
			←	 ; 05/09→; für Fahrzeuge ohne Sportpaket / für Fahrzeuge ohne AMG-Sportpaket	24.3606-1708.7	221012	TRW - Halter
			←	 ; 05/09→; für Fahrzeuge mit Sportpaket / für Fahrzeuge mit AMG-Sportpaket	24.3606-1711.5	240780	TRW - Halter
↓							



















	kw			 	! #			
<b>MERCEDES-BENZ - E-KLASSE Coupe (C207) 01/09→12/16</b>								
<b> Bremssattel</b>								
E 250 CGI (207.347)	150	01/09→12/16	←	 ; 05/09→; für Fahrzeuge mit Sportpaket / für Fahr- zeuge mit AMG-Sportpaket		24.3606-1712.5	240781	TRW - Halter
			→	 ; 05/09→; GG		24.3381-9953.5	240976	ATE - Halter
			→	 ; 05/09→; GG		24.3381-9954.5	240977	ATE - Halter
			→	 ; 05/09→; ALU		24.3386-9991.5	241003	ATE - Halter
			→	 ; 05/09→; ALU		24.3386-9992.5	241004	ATE - Halter
E 300 (207.355)	185	04/11→06/16	←	 ; für Fahrzeuge mit Sportpaket / für Fahr- zeuge mit AMG-Sportpaket		24.3606-1711.5	240780	TRW - Halter
E 350 (207.359)	225	04/11→12/14						
E 350 BlueTEC / d (207.326)	190	05/14→12/16						
E 350 BlueTEC (207.326)	185	06/13→12/16	←	 ; für Fahrzeuge mit Sportpaket / für Fahr- zeuge mit AMG-Sportpaket		24.3606-1712.5	240781	TRW - Halter
E 350 CDI (207.323)	195	06/11→06/13	→	 ; GG		24.3401-9931.5	241103	ATE - Halter
			→	 ; GG		24.3401-9932.5	241104	ATE - Halter
			→	 ; ALU		24.3406-9961.5	241019	ATE - Halter
			→	 ; ALU		24.3406-9962.5	241020	ATE - Halter
E 320 (207.362)	200	07/14→12/16	←	 ; für Fahrzeuge mit Sportpaket / für Fahr- zeuge mit AMG-Sportpaket		24.3606-1711.5	240780	TRW - Halter
E 350 (207.356)	200	01/10→12/11	←	 ; für Fahrzeuge mit Sportpaket / für Fahr- zeuge mit AMG-Sportpaket		24.3606-1712.5	240781	TRW - Halter
			→			24.3406-9961.5	241019	ATE - Halter
			→			24.3406-9962.5	241020	ATE - Halter
E 350 4-matic (207.388)	225	02/13→12/16	←	 ; für Fahrzeuge mit Sportpaket / für Fahr- zeuge mit AMG-Sportpaket		24.3601-1721.5	240629	TRW - Halter
			←	 ; für Fahrzeuge mit Sportpaket / für Fahr- zeuge mit AMG-Sportpaket		24.3601-1722.5	240630	TRW - Halter
			←	 ; für Fahrzeuge ohne Sportpaket / für Fahrzeuge ohne AMG-Sportpaket		24.3601-1723.5	240631	TRW - Halter
			←	 ; für Fahrzeuge ohne Sportpaket / für Fahrzeuge ohne AMG-Sportpaket		24.3601-1724.5	240632	TRW - Halter
			→			24.3406-9961.5	241019	ATE - Halter
			→			24.3406-9962.5	241020	ATE - Halter
E 350 CDI (207.322)	170	01/09→06/11	←	 ; 05/09→; für Fahrzeuge mit Sportpaket / für Fahr- zeuge mit AMG-Sportpaket		24.3606-1711.5	240780	TRW - Halter
E 350 CGI (207.357)	215	01/09→12/11	←	 ; 05/09→; für Fahrzeuge mit Sportpaket / für Fahr- zeuge mit AMG-Sportpaket		24.3606-1712.5	240781	TRW - Halter
			→	 ; 05/09→; GG		24.3401-9931.5	241103	ATE - Halter
			→	 ; 05/09→; GG		24.3401-9932.5	241104	ATE - Halter
			→	 ; 05/09→; ALU		24.3406-9961.5	241019	ATE - Halter
			→	 ; 05/09→; ALU		24.3406-9962.5	241020	ATE - Halter
E 400 (207.361)	245	07/14→12/16	→			24.3406-9961.5	241019	ATE - Halter
E 400 (207.365)	245	06/13→12/16	→			24.3406-9962.5	241020	ATE - Halter
E 500 (207.372)	285	01/09→12/16	→	 ; 05/09→; GG		24.3401-9931.5	241103	ATE - Halter
			→	 ; 05/09→; GG		24.3401-9932.5	241104	ATE - Halter
			→	 ; 05/09→; ALU		24.3406-9961.5	241019	ATE - Halter
			→	 ; 05/09→; ALU		24.3406-9962.5	241020	ATE - Halter
E 500 (207.373)	300	09/11→12/16	→	 ; GG		24.3401-9931.5	241103	ATE - Halter
			→	 ; GG		24.3401-9932.5	241104	ATE - Halter
			→	 ; ALU		24.3406-9961.5	241019	ATE - Halter
			→	 ; ALU		24.3406-9962.5	241020	ATE - Halter
<b>Feder, Bremssattel</b>								
E 200 (207.334)	135	06/13→12/16			2	11.8116-0340.1	390595	ATE
E 200 CGI (207.348)	135	01/10→12/16						
E 220 BlueTEC (207.301)	130	05/14→12/16						
↓								

	kW					! #		
<b>MERCEDES-BENZ - E-KLASSE Coupe (C207) 01/09→12/16</b>								
<b>Feder, Bremssattel</b>								
E 220 CDI / d (207.302, 207.301)	125	01/10→12/16				2	11.8116-0340.1 390595	ATE
E 220 CDI (207.302)	120	02/10→12/14						
E 250 (207.336)	155	06/13→12/16						
E 250 CDI / BlueTEC / d (207.303, 207.304)	150	01/09→12/16		05/09→		2	11.8116-0340.1 390595	ATE
E 250 CGI (207.347)	150	01/09→12/16						
E 300 (207.355)	185	04/11→06/16	➔			2	11.8116-0340.1 390595	ATE
E 320 (207.362)	200	07/14→12/16						
E 350 (207.356)	200	01/10→12/11						
E 350 (207.359)	225	04/11→12/14						
E 350 4-matic (207.388)	225	02/13→12/16						
E 350 BlueTEC / d (207.326)	190	05/14→12/16						
E 350 BlueTEC (207.326)	185	06/13→12/16						
E 350 CDI (207.323)	195	06/11→06/13						
E 400 (207.361)	245	07/14→12/16						
E 400 (207.365)	245	06/13→12/16						
E 500 (207.373)	300	09/11→12/16						
E 350 CDI (207.322)	170	01/09→06/11	➔	05/09→		2	11.8116-0340.1 390595	ATE
E 350 CGI (207.357)	215	01/09→12/11						
E 500 (207.372)	285	01/09→12/16						
<b>Führungshülzensatz, Bremssattel</b>								
E 200 (207.334)	135	06/13→12/16	➔				11.0101-5407.2 260011	ATE
E 250 (207.336)	155	06/13→12/16						
E 300 (207.355)	185	04/11→06/16						
E 320 (207.362)	200	07/14→12/16						
E 350 (207.356)	200	01/10→12/11						
E 350 (207.359)	225	04/11→12/14						
E 350 4-matic (207.388)	225	02/13→12/16						
E 350 BlueTEC / d (207.326)	190	05/14→12/16						
E 350 BlueTEC (207.326)	185	06/13→12/16						
E 350 CDI (207.323)	195	06/11→06/13						
E 400 (207.361)	245	07/14→12/16						
E 400 (207.365)	245	06/13→12/16						
E 350 CDI (207.322)	170	01/09→06/11	➔	05/09→			11.0101-5407.2 260011	ATE
E 350 CGI (207.357)	215	01/09→12/11						
E 500 (207.372)	285	01/09→12/16						
E 500 (207.373)	300	09/11→12/16	➔				11.0101-7001.2 260139	ATE
			➔				11.0101-5407.2 260011	ATE
<b>Führungsbolzen, Bremssattel</b>								
E 300 (207.355)	185	04/11→06/16				2	11.8171-0008.1 990049	ATE
E 320 (207.362)	200	07/14→12/16						
E 350 (207.356)	200	01/10→12/11						
E 350 (207.359)	225	04/11→12/14						
E 350 4-matic (207.388)	225	02/13→12/16						
E 350 BlueTEC / d (207.326)	190	05/14→12/16						
E 350 BlueTEC (207.326)	185	06/13→12/16						
E 350 CDI (207.323)	195	06/11→06/13						
E 400 (207.361)	245	07/14→12/16						
E 400 (207.365)	245	06/13→12/16						
E 350 CDI (207.322)	170	01/09→06/11		05/09→		2	11.8171-0008.1 990049	ATE
E 350 CGI (207.357)	215	01/09→12/11						
E 500 (207.372)	285	01/09→12/16						
E 500 (207.373)	300	09/11→12/16				2	11.8171-0008.1 990049	ATE
							11.8171-0096.1 250155	ATE
<b>Bremsschlauch</b>								
E 200 (207.334)	135	06/13→12/16	➔			2	83.7705-0386.3 330828	L= 385
E 200 CGI (207.348)	135	01/10→12/16						
E 220 BlueTEC (207.301)	130	05/14→12/16	➔			2	24.5172-0305.3 331312	L= 305
E 220 CDI / d (207.302, 207.301)	125	01/10→12/16						
E 220 CDI (207.302)	120	02/10→12/14						
E 250 (207.336)	155	06/13→12/16						
E 300 (207.355)	185	04/11→06/16						
E 320 (207.362)	200	07/14→12/16						
E 350 (207.356)	200	01/10→12/11						
E 350 (207.359)	225	04/11→12/14						
E 350 BlueTEC / d (207.326)	190	05/14→12/16						
↓								








	kw					! #			
<b>MERCEDES-BENZ - E-KLASSE Coupe (C207) 01/09→12/16</b>									
 <b>Bremsschlauch</b>									
E 350 BlueTEC (207.326)	185	06/13→12/16	←			2	83.7705-0386.3	330828	L= 385
E 350 CDI (207.323)	195	06/11→06/13	→			2	24.5172-0305.3	331312	L= 305
E 400 (207.361)	245	07/14→12/16							
E 400 (207.365)	245	06/13→12/16							
E 500 (207.373)	300	09/11→12/16							
E 250 CDI / BlueTEC / d (207.303, 207.304)	150	01/09→12/16	←	05/09→		2	83.7705-0386.3	330828	L= 385
E 250 CGI (207.347)	150	01/09→12/16	→	05/09→		2	24.5172-0305.3	331312	L= 305
E 350 CDI (207.322)	170	01/09→06/11							
E 350 CGI (207.357)	215	01/09→12/11							
E 500 (207.372)	285	01/09→12/16							
E 350 4-matic (207.388)	225	02/13→12/16	←			2	24.5140-0455.3	331577	L= 455
			→			2	24.5172-0305.3	331312	L= 305
<b>MERCEDES-BENZ - E-KLASSE Pritsche/Fahrgestell (VF211) 03/03→07/09</b>									
 <b>Bremssattel</b>									
E 220 CDI (211.606)	110	10/03→07/06	→	<input type="checkbox"/>			24.3426-9991.5	240954	ATE - Halter
E 220 CDI (211.608)	125	04/06→07/09							
E 270 CDI (211.616)	120	03/03→07/09	→	<input type="checkbox"/>			24.3426-9992.5	240955	ATE - Halter
E 270 CDI (211.616)	130	10/03→07/05							
E 280 CDI (211.620)	140	08/05→07/09							
<b>Halter, Bremssattel</b>									
E 220 CDI (211.606)	110	10/03→07/06	→				11.8170-0611.1	260116	ATE
E 220 CDI (211.608)	125	04/06→07/09							
E 270 CDI (211.616)	120	03/03→07/09							
E 270 CDI (211.616)	130	10/03→07/05							
E 280 CDI (211.620)	140	08/05→07/09							
<b>Feder, Bremssattel</b>									
E 220 CDI (211.606)	110	10/03→07/06	→			2	11.8116-0323.1	390459	ATE
E 220 CDI (211.608)	125	04/06→07/09							
E 270 CDI (211.616)	120	03/03→07/09							
E 270 CDI (211.616)	130	10/03→07/05							
E 280 CDI (211.620)	140	08/05→07/09							
<b>Führungshülzensatz, Bremssattel</b>									
E 220 CDI (211.606)	110	10/03→07/06	→				11.0101-4202.2	260094	ATE
E 220 CDI (211.608)	125	04/06→07/09							
E 270 CDI (211.616)	120	03/03→07/09							
E 270 CDI (211.616)	130	10/03→07/05							
E 280 CDI (211.620)	140	08/05→07/09							
<b>Führungsbolzen, Bremssattel</b>									
E 220 CDI (211.606)	110	10/03→07/06	→				11.8171-0072.1	250154	ATE
E 220 CDI (211.608)	125	04/06→07/09							
E 270 CDI (211.616)	120	03/03→07/09							
E 270 CDI (211.616)	130	10/03→07/05							
E 280 CDI (211.620)	140	08/05→07/09							
<b>Dichtungssatz, Bremssattel</b>									
E 220 CDI (211.606)	110	10/03→07/06	→				11.0441-4203.2	250013	ATE
E 220 CDI (211.608)	125	04/06→07/09							
E 270 CDI (211.616)	120	03/03→07/09							
E 270 CDI (211.616)	130	10/03→07/05							
 <b>Bremsschlauch</b>									
E 220 CDI (211.606)	110	10/03→07/06	←			2	24.5123-0380.3	331256	L= 380
E 220 CDI (211.608)	125	04/06→07/09	→			2	24.5238-0255.3	330674	L= 255
E 270 CDI (211.616)	120	03/03→07/09							
E 270 CDI (211.616)	130	10/03→07/05							
E 280 CDI (211.620)	140	08/05→07/09							
<b>MERCEDES-BENZ - E-KLASSE T-Model (S124) 06/93→06/96</b>									
 <b>Bremssattel</b>									
E 200 T (124.079)	100	06/93→06/96	←	<input type="checkbox"/>			24.3541-1603.5	240037	TRW - Halter
E 220 T (124.082)	110	06/93→06/96	←	<input type="checkbox"/>			24.3541-1604.5	240038	TRW - Halter
E 250 Turbo D	93	06/93→06/96	←	<input type="checkbox"/>					
E 280 T (124.088)	142	06/93→06/96	→	<input type="checkbox"/>			24.9238-8035.5	230025	ATE
E 280 T (124.088)	145	06/93→06/96	→	<input type="checkbox"/>					
E 300 TD (124.191)	100	06/93→06/96	→	<input type="checkbox"/>			24.9238-8036.5	230026	ATE
E 300 T Turbo-D (124.193)	108	06/93→06/96							
E 250 TD (124.186)	83	06/93→06/96	←	<input type="checkbox"/>			24.3541-1725.5	240003	TRW - Halter
			←	<input type="checkbox"/>			24.3541-1726.5	240004	TRW - Halter
↓									

	kW					! #			
<b>MERCEDES-BENZ - E-KLASSE T-Model (S124) 06/93→06/96</b>									
<b> Bremssattel</b>									
E 250 TD (124.186)	83	06/93→06/96	➔	☐			24.9238-8035.5	230025	ATE
			➔	☐			24.9238-8036.5	230026	ATE
E 300 T 4-matic (124.290)	132	06/93→06/96	➔	☐			24.9238-8035.5	230025	ATE
E 300 T Turbo-D 4-matic (124.393)	108	06/93→06/96	➔	☐			24.9238-8036.5	230026	ATE
<b>Führungshülzensatz, Bremssattel</b>									
E 250 TD (124.186)	83	06/93→06/96	➔				11.0101-5403.2	260010	TRW
<b>Dichtungssatz, Bremssattel</b>									
E 200 T (124.079)	100	06/93→06/96	➔				13.0441-3817.2	250071	ATE
E 220 T (124.082)	110	06/93→06/96							
E 250 TD (124.186)	83	06/93→06/96							
E 250 Turbo D	93	06/93→06/96							
E 280 T (124.088)	142	06/93→06/96							
E 280 T (124.088)	145	06/93→06/96							
E 300 T 4-matic (124.290)	132	06/93→06/96							
E 300 TD (124.191)	100	06/93→06/96							
E 300 T Turbo-D (124.193)	108	06/93→06/96							
E 300 T Turbo-D 4-matic (124.393)	108	06/93→06/96							
E 320 T (124.092)	162	06/93→06/96	➔	→ F 242721			13.0441-4214.2	250091	ATE
			➔	F 242722→			13.0441-4214.2	250091	ATE
			➔	F 323056→			13.0441-3606.2	250147	ATE
E 36 T AMG (124.092)	200	05/94→06/96	➔	F 323056→			13.0441-3606.2	250147	ATE
<b>Zubehörsatz, Bremssattel</b>									
E 200 T (124.079)	100	06/93→06/96	➔				24.0101-3601.2	260044	TRW
E 220 T (124.082)	110	06/93→06/96							
E 250 Turbo D	93	06/93→06/96							
E 280 T (124.088)	142	06/93→06/96							
E 280 T (124.088)	145	06/93→06/96							
E 300 TD (124.191)	100	06/93→06/96							
E 300 T Turbo-D (124.193)	108	06/93→06/96							
<b>Schraube, Bremssattel</b>									
E 200 T (124.079)	100	06/93→06/96				4	13.8190-0242.1	990124	M12x1,5
E 220 T (124.082)	110	06/93→06/96							
E 250 TD (124.186)	83	06/93→06/96							
E 250 Turbo D	93	06/93→06/96							
E 280 T (124.088)	142	06/93→06/96							
E 280 T (124.088)	145	06/93→06/96							
E 300 TD (124.191)	100	06/93→06/96							
E 300 T Turbo-D (124.193)	108	06/93→06/96							
E 36 T AMG (124.092)	200	05/94→06/96							
E 300 T 4-matic (124.290)	132	06/93→06/96				4	13.8190-0330.1	990134	M12x1,5
E 300 T Turbo-D 4-matic (124.393)	108	06/93→06/96							
E 320 T (124.092)	162	06/93→06/96		F 242722→		4	13.8190-0242.1	990124	M12x1,5
<b> Bremsschlauch</b>									
E 200 T (124.079)	100	06/93→06/96	➔			2	24.5101-0346.3	331406	L= 346
E 220 T (124.082)	110	06/93→06/96							
E 250 TD (124.186)	83	06/93→06/96	➔			2	83.7704-0281.3	330804	L= 280
E 250 Turbo D	93	06/93→06/96							
E 280 T (124.088)	142	06/93→06/96							
E 280 T (124.088)	145	06/93→06/96							
E 300 TD (124.191)	100	06/93→06/96							
E 300 T Turbo-D (124.193)	108	06/93→06/96							
E 320 T (124.092)	162	06/93→06/96							
E 36 T AMG (124.092)	200	05/94→06/96							
E 300 T 4-matic (124.290)	132	06/93→06/96	➔			2	83.6154-0526.3	330285	L= 525
E 300 T Turbo-D 4-matic (124.393)	108	06/93→06/96	➔			2	83.7704-0281.3	330804	L= 280








	kw			 	! #		
<b>MERCEDES-BENZ - E-KLASSE T-Model (S210) 06/96→03/03</b>							
<b> Bremssattel</b>							
E 200 T (210.235)	100	06/96→08/00	←	☐		11.3571-8512.2 220316	ATE - Halter
E 200 T Kompressor (210.248)	120	08/00→03/03	←	☐		24.3571-8512.5 240492	ATE - Halter
E 230 T (210.237)	110	06/96→06/97	←	☐		24.3571-8511.5 240491	ATE - Halter
E 240 T (210.262)	125	08/00→03/03	→	☐		24.9240-8013.5 230019	ATE
			→	☐		24.9240-8014.5 230020	ATE
E 200 T Kompressor (210.245)	137	06/97→03/03	←	☐; 09/97→		24.3571-8509.5 241032	ATE - Halter
			←	☐; 09/97→		24.3571-8510.5 241033	ATE - Halter
			→	☐; 09/97→		24.9240-8013.5 230019	ATE
			→	☐; 09/97→		24.9240-8014.5 230020	ATE
E 220 T CDI (210.206)	100	05/99→03/03	←	☐; Radstand [mm]: 2.833		11.3571-8512.2 220316	ATE - Halter
E 220 T CDI (210.206)	105	07/99→03/03	←	☐; Radstand [mm]: 2.833		24.3571-8512.5 240492	ATE - Halter
E 290 T Turbo-D (210.217)	95	06/96→07/99	←	☐; Radstand [mm]: 3.570		24.3571-8509.5 241032	ATE - Halter
			←	☐; Radstand [mm]: 3.570		24.3571-8510.5 241033	ATE - Halter
			←	☐; Radstand [mm]: 2.833		24.3571-8511.5 240491	ATE - Halter
			→	☐		24.9240-8013.5 230019	ATE
			→	☐		24.9240-8014.5 230020	ATE
E 220 T CDI (210.206)	92	06/98→07/99	←	☐; 07/98→; Radstand [mm]: 2.833		11.3571-8512.2 220316	ATE - Halter
			←	☐; 07/98→; Radstand [mm]: 3.570		24.3571-8512.5 240492	ATE - Halter
			←	☐; 07/98→; Radstand [mm]: 3.570		24.3571-8509.5 241032	ATE - Halter
			←	☐; 07/98→; Radstand [mm]: 3.570		24.3571-8510.5 241033	ATE - Halter
			←	☐; 07/98→; Radstand [mm]: 2.833		24.3571-8511.5 240491	ATE - Halter
			→	☐; 07/98→		24.9240-8013.5 230019	ATE
			→	☐; 07/98→		24.9240-8014.5 230020	ATE
E 240 T (210.261)	125	06/97→03/03	←	☐; 09/97→		11.3571-8512.2 220316	ATE - Halter
E 250 T Turbo-D (210.215)	110	06/97→07/99	←	☐; 09/97→		24.3571-8512.5 240492	ATE - Halter
			←	☐; 09/97→		24.3571-8511.5 240491	ATE - Halter
			→	☐; 09/97→		24.9240-8013.5 230019	ATE
			→	☐; 09/97→		24.9240-8014.5 230020	ATE
E 250 T D (210.210)	83	06/96→07/99	←	☐; Radstand [mm]: 2.833		11.3571-8512.2 220316	ATE - Halter
			←	☐; für Rechtslenker; Radstand [mm]: 2.833		24.3571-8512.5 240492	ATE - Halter
			←	☐; für Rechtslenker; Radstand [mm]: 2.833		24.3571-8512.5 240492	ATE - Halter
			←	☐; Radstand [mm]: 3.570		24.3571-8509.5 241032	ATE - Halter
			←	☐; Radstand [mm]: 3.570		24.3571-8510.5 241033	ATE - Halter
			←	☐; Radstand [mm]: 2.833		24.3571-8511.5 240491	ATE - Halter
			←	☐; für Rechtslenker; Radstand [mm]: 2.833		24.3571-8511.5 240491	ATE - Halter
			→	☐; Radstand [mm]: 3.570		24.9240-8013.5 230019	ATE
			→	☐; für Rechtslenker; Radstand [mm]: 2.833		24.9240-8013.5 230019	ATE
			→	☐; Radstand [mm]: 2.833		24.9240-8013.5 230019	ATE
			→	☐; Radstand [mm]: 2.833		24.9240-8014.5 230020	ATE
			→	☐; Radstand [mm]: 3.570		24.9240-8014.5 230020	ATE
			→	☐; für Rechtslenker; Radstand [mm]: 2.833		24.9240-8014.5 230020	ATE
E 270 T CDI	120	02/00→03/03	←	☐		24.3571-8509.5 241032	ATE - Halter
E 270 T CDI (210.216)	125	07/99→03/03	←	☐		24.3571-8510.5 241033	ATE - Halter
			→	☐		24.3421-7009.5 230063	ATE
			→	☐		24.9240-8013.5 230019	ATE
			→	☐		24.3421-7010.5 230064	ATE
			→	☐		24.9240-8014.5 230020	ATE
E 280 T (210.263)	150	12/96→03/03	←	☐; Radstand [mm]: 3.570		24.3571-8509.5 241032	ATE - Halter
			←	☐; Radstand [mm]: 3.570		24.3571-8510.5 241033	ATE - Halter
			→	☐		24.3421-7009.5 230063	ATE
			→	☐		24.3421-7010.5 230064	ATE
			→	☐; Radstand [mm]: 3.570		24.9240-8013.5 230019	ATE
↓							








	kW			 	! #		
<b>MERCEDES-BENZ - E-KLASSE T-Model (S210) 06/96→03/03</b>							
<b> Bremssattel</b>							
E 280 T (210.263)	150	12/96→03/03	➔	☐; Radstand [mm]: 3.570		24.9240-8014.5 230020	ATE
E 280 T 4-matic (210.281)	150	12/96→03/03	➔	☐		24.3571-8509.5 241032	ATE - Halter
E 300 T Turbo-D (210.225)	130	12/96→07/99	➔	☐		24.3571-8510.5 241033	ATE - Halter
E 320 T (210.265)	165	12/96→03/03	➔	☐		24.9240-8013.5 230019	ATE
E 320 T CDI (210.226)	145	07/99→03/03	➔	☐		24.9240-8014.5 230020	ATE
E 320 T 4-matic (210.282)	165	12/96→03/03	➔	☐; 06/97→		24.3571-8509.5 241032	ATE - Halter
			➔	☐; 06/97→		24.3571-8510.5 241033	ATE - Halter
			➔	☐; 06/97→		24.9240-8013.5 230019	ATE
			➔	☐; 06/97→		24.9240-8014.5 230020	ATE
E 420 T (210.272)	205	06/96→06/97	➔	☐		24.9240-8013.5 230019	ATE
			➔	☐		24.9240-8014.5 230020	ATE
E 430 T (210.270)	205	06/97→03/03	➔	☐; 05/99→		24.3421-7009.5 230063	ATE
			➔	☐; 05/99→		24.3421-7010.5 230064	ATE
			➔	☐; 09/97→		24.9240-8013.5 230019	ATE
			➔	☐; 09/97→		24.9240-8014.5 230020	ATE
E 430 T 4-matic (210.283)	205	05/99→03/03	➔	☐		24.3421-7009.5 230063	ATE
			➔	☐		24.9246-8001.5 230021	ATE
			➔	☐		24.3421-7010.5 230064	ATE
E 55 T AMG (210.274)	260	08/97→03/03	➔	☐; 09/97→		24.9246-8001.5 230021	ATE
			➔	☐; 09/97→		24.9246-8002.5 230022	ATE
<b>Halter, Bremssattel</b>							
E 200 T (210.235)	100	06/96→08/00	➔		2	11.8170-0401.1 260103	ATE
E 200 T Kompressor (210.248)	120	08/00→03/03	➔				
E 230 T (210.237)	110	06/96→06/97	➔				
E 240 T (210.262)	125	08/00→03/03	➔				
E 220 T CDI (210.206)	100	05/99→03/03	➔	Radstand [mm]: 2.833	2	11.8170-0401.1 260103	ATE
E 220 T CDI (210.206)	105	07/99→03/03	➔				
E 290 T Turbo-D (210.217)	95	06/96→07/99	➔				
E 220 T CDI (210.206)	92	06/98→07/99	➔	07/98→; Radstand [mm]: 2.833	2	11.8170-0401.1 260103	ATE
E 240 T (210.261)	125	06/97→03/03	➔	09/97→	2	11.8170-0401.1 260103	ATE
E 250 T Turbo-D (210.215)	110	06/97→07/99	➔				
E 250 T D (210.210)	83	06/96→07/99	➔	für Rechtslenker; Radstand [mm]: 2.833	2	11.8170-0401.1 260103	ATE
			➔	Radstand [mm]: 2.833	2	11.8170-0401.1 260103	ATE
<b>Feder, Bremssattel</b>							
E 200 T (210.235)	100	06/96→08/00	➔		2	11.8116-0253.1 390512	ATE
E 200 T Kompressor (210.248)	120	08/00→03/03	➔				
E 230 T (210.237)	110	06/96→06/97	➔				
E 240 T (210.262)	125	08/00→03/03	➔				
E 270 T CDI	120	02/00→03/03	➔				
E 270 T CDI (210.216)	125	07/99→03/03	➔				
E 280 T 4-matic (210.281)	150	12/96→03/03	➔				
E 300 T Turbo-D (210.225)	130	12/96→07/99	➔				
E 320 T (210.265)	165	12/96→03/03	➔				
E 320 T CDI (210.226)	145	07/99→03/03	➔				
E 200 T Kompressor (210.245)	137	06/97→03/03	➔	09/97→	2	11.8116-0253.1 390512	ATE
			➔				
E 240 T (210.261)	125	06/97→03/03	➔				
E 250 T Turbo-D (210.215)	110	06/97→07/99	➔				
E 220 T CDI (210.206)	100	05/99→03/03	➔	Radstand [mm]: 3.570	2	11.8116-0253.1 390512	ATE
E 220 T CDI (210.206)	105	07/99→03/03	➔				
E 290 T Turbo-D (210.217)	95	06/96→07/99	➔	Radstand [mm]: 2.833	2	11.8116-0253.1 390512	ATE
E 220 T CDI (210.206)	92	06/98→07/99	➔	07/98→; Radstand [mm]: 3.570	2	11.8116-0253.1 390512	ATE
			➔	07/98→; Radstand [mm]: 2.833	2	11.8116-0253.1 390512	ATE
E 250 T D (210.210)	83	06/96→07/99	➔	für Rechtslenker; Radstand [mm]: 2.833	2	11.8116-0253.1 390512	ATE
			➔	Radstand [mm]: 3.570	2	11.8116-0253.1 390512	ATE
↓							


















	kW					! #		
<b>MERCEDES-BENZ - E-KLASSE T-Model (S210) 06/96→03/03</b>								
<b>Feder, Bremssattel</b>								
E 250 T D (210.210)	83	06/96→07/99	←	Radstand [mm]: 2.833		2	11.8116-0253.1 390512	ATE
E 280 T (210.263)	150	12/96→03/03	←	Radstand [mm]: 3.570		2	11.8116-0253.1 390512	ATE
E 320 T 4-matic (210.282)	165	12/96→03/03	←	06/97→		2	11.8116-0253.1 390512	ATE
E 420 T (210.272)	205	06/96→06/97	←	A 962232 / X 027614→		2	11.8116-0133.1 390511	ATE
E 430 T (210.270)	205	06/97→03/03						
E 430 T 4-matic (210.283)	205	05/99→03/03	←			2	11.8116-0133.1 390511	ATE
E 55 T AMG (210.274)	260	08/97→03/03		09/97→		2	11.8116-0133.1 390511	ATE
<b>Führungshülzensatz, Bremssattel</b>								
E 200 T (210.235)	100	06/96→08/00	←				11.0101-5407.2 260011	ATE
E 200 T Kompressor (210.248)	120	08/00→03/03						
E 230 T (210.237)	110	06/96→06/97						
E 240 T (210.262)	125	08/00→03/03						
E 270 T CDI	120	02/00→03/03						
E 270 T CDI (210.216)	125	07/99→03/03						
E 280 T 4-matic (210.281)	150	12/96→03/03						
E 300 T Turbo-D (210.225)	130	12/96→07/99						
E 320 T (210.265)	165	12/96→03/03						
E 320 T CDI (210.226)	145	07/99→03/03						
E 200 T Kompressor (210.245)	137	06/97→03/03	←	09/97→			11.0101-5407.2 260011	ATE
E 240 T (210.261)	125	06/97→03/03						
E 250 T Turbo-D (210.215)	110	06/97→07/99						
E 220 T CDI (210.206)	100	05/99→03/03	←	Radstand [mm]: 2.833			11.0101-5407.2 260011	ATE
E 220 T CDI (210.206)	105	07/99→03/03						
E 290 T Turbo-D (210.217)	95	06/96→07/99	←	Radstand [mm]: 3.570			11.0101-5407.2 260011	ATE
E 220 T CDI (210.206)	92	06/98→07/99	←	07/98→; Radstand [mm]: 3.570			11.0101-5407.2 260011	ATE
			←	07/98→; Radstand [mm]: 2.833			11.0101-5407.2 260011	ATE
E 250 T D (210.210)	83	06/96→07/99	←	Radstand [mm]: 2.833			11.0101-5407.2 260011	ATE
			←	für Rechtslenker; Radstand [mm]: 2.833			11.0101-5407.2 260011	ATE
			←	Radstand [mm]: 3.570			11.0101-5407.2 260011	ATE
E 280 T (210.263)	150	12/96→03/03	←	Radstand [mm]: 3.570			11.0101-5407.2 260011	ATE
E 320 T 4-matic (210.282)	165	12/96→03/03	←	06/97→			11.0101-5407.2 260011	ATE
E 420 T (210.272)	205	06/96→06/97	←	A 962232 / X 027614→			11.0101-7003.2 260124	ATE
E 430 T (210.270)	205	06/97→03/03						
E 430 T 4-matic (210.283)	205	05/99→03/03	←				11.0101-7003.2 260124	ATE
<b>Führungsbolzen, Bremssattel</b>								
E 200 T (210.235)	100	06/96→08/00	←			2	11.8171-0008.1 990049	ATE
E 200 T Kompressor (210.248)	120	08/00→03/03						
E 230 T (210.237)	110	06/96→06/97						
E 240 T (210.262)	125	08/00→03/03						
E 270 T CDI	120	02/00→03/03						
E 270 T CDI (210.216)	125	07/99→03/03						
E 280 T 4-matic (210.281)	150	12/96→03/03						
E 300 T Turbo-D (210.225)	130	12/96→07/99						
E 320 T (210.265)	165	12/96→03/03						
E 320 T CDI (210.226)	145	07/99→03/03						
E 200 T Kompressor (210.245)	137	06/97→03/03	←	09/97→		2	11.8171-0008.1 990049	ATE
E 240 T (210.261)	125	06/97→03/03						
E 250 T Turbo-D (210.215)	110	06/97→07/99						
E 220 T CDI (210.206)	100	05/99→03/03	←	Radstand [mm]: 3.570		2	11.8171-0008.1 990049	ATE
E 220 T CDI (210.206)	105	07/99→03/03						
E 290 T Turbo-D (210.217)	95	06/96→07/99	←	Radstand [mm]: 2.833		2	11.8171-0008.1 990049	ATE
E 220 T CDI (210.206)	92	06/98→07/99	←	07/98→; Radstand [mm]: 3.570		2	11.8171-0008.1 990049	ATE
			←	07/98→; Radstand [mm]: 2.833		2	11.8171-0008.1 990049	ATE
E 250 T D (210.210)	83	06/96→07/99	←	für Rechtslenker; Radstand [mm]: 2.833		2	11.8171-0008.1 990049	ATE
			←	Radstand [mm]: 3.570		2	11.8171-0008.1 990049	ATE
			←	Radstand [mm]: 2.833		2	11.8171-0008.1 990049	ATE
↓								










	kw			 	! #		
<b>MERCEDES-BENZ - E-KLASSE T-Model (S210) 06/96→03/03</b>							
<b>Führungsbolzen, Bremssattel</b>							
E 280 T (210.263)	150	12/96→03/03	←	Radstand [mm]: 3.570	2	11.8171-0008.1 990049	ATE
E 320 T 4-matic (210.282)	165	12/96→03/03	←	06/97→	2	11.8171-0008.1 990049	ATE
E 420 T (210.272)	205	06/96→06/97		A 962232 / X 027614→		11.8171-0096.1 250155	ATE
E 430 T (210.270)	205	06/97→03/03					
E 430 T 4-matic (210.283)	205	05/99→03/03				11.8171-0096.1 250155	ATE
<b>Dichtungssatz, Bremssattel</b>							
E 200 T (210.235)	100	06/96→08/00	←			11.0441-5703.2 250145	ATE
E 200 T Kompressor (210.248)	120	08/00→03/03					
E 230 T (210.237)	110	06/96→06/97					
E 240 T (210.262)	125	08/00→03/03					
E 280 T 4-matic (210.281)	150	12/96→03/03					
E 300 T Turbo-D (210.225)	130	12/96→07/99					
E 320 T (210.265)	165	12/96→03/03					
E 320 T CDI (210.226)	145	07/99→03/03					
E 200 T Kompressor (210.245)	137	06/97→03/03	←	09/97→		11.0441-5703.2 250145	ATE
E 240 T (210.261)	125	06/97→03/03					
E 250 T Turbo-D (210.215)	110	06/97→07/99					
E 220 T CDI (210.206)	100	05/99→03/03	←	Radstand [mm]: 2.833		11.0441-5703.2 250145	ATE
E 220 T CDI (210.206)	105	07/99→03/03					
E 290 T Turbo-D (210.217)	95	06/96→07/99	←	Radstand [mm]: 3.570		11.0441-5703.2 250145	ATE
E 220 T CDI (210.206)	92	06/98→07/99	←	07/98→; Radstand [mm]: 3.570		11.0441-5703.2 250145	ATE
			←	07/98→; Radstand [mm]: 2.833		11.0441-5703.2 250145	ATE
E 250 T D (210.210)	83	06/96→07/99	←	Radstand [mm]: 2.833		11.0441-5703.2 250145	ATE
			←	für Rechtslenker; Radstand [mm]: 2.833		11.0441-5703.2 250145	ATE
			←	Radstand [mm]: 3.570		11.0441-5703.2 250145	ATE
E 270 T CDI	120	02/00→03/03	←			11.0441-5703.2 250145	ATE
E 270 T CDI (210.216)	125	07/99→03/03	→			13.0441-4216.2 250093	ATE
E 280 T (210.263)	150	12/96→03/03	←	Radstand [mm]: 3.570		11.0441-5703.2 250145	ATE
			→			13.0441-4216.2 250093	ATE
E 320 T 4-matic (210.282)	165	12/96→03/03	←	06/97→		11.0441-5703.2 250145	ATE
E 420 T (210.272)	205	06/96→06/97	←	→ A 962231 / X 027613		13.0441-4214.2 250091	ATE
E 430 T (210.270)	205	06/97→03/03	←	09/97→; → A 962231 / X 027613		13.0441-4214.2 250091	ATE
			→	05/99→		13.0441-4216.2 250093	ATE
E 430 T 4-matic (210.283)	205	05/99→03/03	→			13.0441-4216.2 250093	ATE
						13.0441-4601.2 250099	ATE
E 55 T AMG (210.274)	260	08/97→03/03	→	09/97→		13.0441-4601.2 250099	ATE
<b>Schraube, Bremssattel</b>							
E 200 T (210.235)	100	06/96→08/00	←		4	13.8190-0330.1 990134	M12x1,5
E 200 T Kompressor (210.248)	120	08/00→03/03					
E 230 T (210.237)	110	06/96→06/97					
E 240 T (210.262)	125	08/00→03/03					
E 270 T CDI	120	02/00→03/03					
E 270 T CDI (210.216)	125	07/99→03/03					
E 280 T 4-matic (210.281)	150	12/96→03/03					
E 300 T Turbo-D (210.225)	130	12/96→07/99					
E 320 T (210.265)	165	12/96→03/03					
E 320 T CDI (210.226)	145	07/99→03/03					
E 200 T Kompressor (210.245)	137	06/97→03/03	←	09/97→	4	13.8190-0330.1 990134	M12x1,5
E 240 T (210.261)	125	06/97→03/03					
E 250 T Turbo-D (210.215)	110	06/97→07/99					
E 55 T AMG (210.274)	260	08/97→03/03					
E 220 T CDI (210.206)	100	05/99→03/03	←	Radstand [mm]: 2.833	4	13.8190-0330.1 990134	M12x1,5
E 220 T CDI (210.206)	105	07/99→03/03					
E 290 T Turbo-D (210.217)	95	06/96→07/99	←	Radstand [mm]: 3.570	4	13.8190-0330.1 990134	M12x1,5
E 220 T CDI (210.206)	92	06/98→07/99	←	07/98→; Radstand [mm]: 2.833	4	13.8190-0330.1 990134	M12x1,5
↓							








	kw			 	! #														
<b>MERCEDES-BENZ - E-KLASSE T-Model (S210) 06/96→03/03</b>																			
<b>Schraube, Bremssattel</b>																			
E 220 T CDI (210.206)	92	06/98→07/99	←	07/98→; Radstand [mm]: 3.570	4	13.8190-0330.1 990134	M12x1,5												
E 250 T D (210.210)	83	06/96→07/99	←	Radstand [mm]: 2.833; für Italien	4	13.8190-0330.1 990134	M12x1,5												
			←	für Rechtslenker; Radstand [mm]: 2.833	4	13.8190-0330.1 990134	M12x1,5												
			←	Radstand [mm]: 3.570	4	13.8190-0330.1 990134	M12x1,5												
E 280 T (210.263)	150	12/96→03/03	←	Radstand [mm]: 3.570	4	13.8190-0330.1 990134	M12x1,5												
E 320 T 4-matic (210.282)	165	12/96→03/03	←	06/97→	4	13.8190-0330.1 990134	M12x1,5												
E 420 T (210.272)	205	06/96→06/97		A 962232 / X 027614→	4	13.8190-0330.1 990134	M12x1,5												
			←	→ A 962231 / X 027613	4	13.8190-0330.1 990134	M12x1,5												
E 430 T (210.270)	205	06/97→03/03		A 962232 / X 027614→	4	13.8190-0330.1 990134	M12x1,5												
			←	09/97→; → A 962231 / X 027613	4	13.8190-0330.1 990134	M12x1,5												
E 430 T 4-matic (210.283)	205	05/99→03/03			4	13.8190-0330.1 990134	M12x1,5												
<b>Bremsschlauch</b>																			
E 200 T (210.235)	100	06/96→08/00	←		2	83.7705-0386.3 330828	L= 385												
E 200 T Kompressor (210.248)	120	08/00→03/03	→		2	24.5123-0281.3 330877	L= 280												
			←	05/99→03/03	07/99→03/03	06/96→06/97	08/00→03/03	02/00→03/03	07/99→03/03	06/96→07/99	12/96→07/99	12/96→03/03	07/99→03/03	06/96→06/97					
															←	09/97→	2	83.7705-0386.3 330828	L= 385
															→	09/97→	2	24.5123-0281.3 330877	L= 280
															←	07/98→	2	83.7705-0386.3 330828	L= 385
															→	07/98→	2	24.5123-0281.3 330877	L= 280
															←	Radstand [mm]: 3.570	2	83.7705-0386.3 330828	L= 385
															←	für Rechtslenker; Radstand [mm]: 2.833	2	83.7705-0386.3 330828	L= 385
															←	Radstand [mm]: 2.833	2	83.7705-0386.3 330828	L= 385
															→	Radstand [mm]: 3.570	2	24.5123-0281.3 330877	L= 280
															→	für Rechtslenker; Radstand [mm]: 2.833	2	24.5123-0281.3 330877	L= 280
															→	Radstand [mm]: 2.833	2	24.5123-0281.3 330877	L= 280
															E 200 T Kompressor (210.245)	137	06/97→03/03	←	09/97→
E 240 T (210.261)	125	06/97→03/03	→	09/97→	2	24.5123-0281.3 330877	L= 280												
E 250 T Turbo-D (210.215)	110	06/97→07/99																	
E 430 T (210.270)	205	06/97→03/03																	
E 55 T AMG (210.274)	260	08/97→03/03																	
E 220 T CDI (210.206)	92	06/98→07/99	←	07/98→	2	83.7705-0386.3 330828	L= 385												
			→	07/98→	2	24.5123-0281.3 330877	L= 280												
E 250 T D (210.210)	83	06/96→07/99	←	Radstand [mm]: 3.570	2	83.7705-0386.3 330828	L= 385												
			←	für Rechtslenker; Radstand [mm]: 2.833	2	83.7705-0386.3 330828	L= 385												
			←	Radstand [mm]: 2.833	2	83.7705-0386.3 330828	L= 385												
			→	Radstand [mm]: 3.570	2	24.5123-0281.3 330877	L= 280												
			→	für Rechtslenker; Radstand [mm]: 2.833	2	24.5123-0281.3 330877	L= 280												
			→	Radstand [mm]: 2.833	2	24.5123-0281.3 330877	L= 280												
E 280 T (210.263)	150	12/96→03/03	←	Radstand [mm]: 3.570	2	83.7705-0386.3 330828	L= 385												
			→	Radstand [mm]: 3.570	2	24.5123-0281.3 330877	L= 280												
E 280 T 4-matic (210.281)	150	12/96→03/03	←		2	24.5123-0281.3 330877	L= 280												
E 430 T 4-matic (210.283)	205	05/99→03/03	→		2	24.5123-0281.3 330877	L= 280												
E 320 T 4-matic (210.282)	165	12/96→03/03	←	06/97→	2	24.5123-0281.3 330877	L= 280												
			→	06/97→	2	24.5123-0281.3 330877	L= 280												
<b>MERCEDES-BENZ - E-KLASSE T-Model (S211) 02/03→07/09</b>																			
<b>Bremssattel</b>																			
350 CGI (211.257)	215	05/06→07/09	→	<input type="checkbox"/>		24.3426-9991.5 240954	ATE - Halter												
E 230 T (211.252)	150	05/07→07/09																	
E 270 T CDI (211.216)	120	03/03→07/09	→	<input type="checkbox"/>		24.3426-9992.5 240955	ATE - Halter												
E 270 T CDI (211.216)	130	03/03→07/09																	
E 280 T CDI (211.220)	140	03/05→07/09																	
E 280 T CDI (211.223)	130	05/04→07/09																	
E 320 T (211.265)	165	03/03→07/09																	
E 320 T CDI (211.222)	155	11/07→07/09																	
E 320 T CDI (211.222)	165	03/05→07/09																	
E 320 T CDI (211.226)	150	03/03→07/09																	
E 350 T (211.256)	200	03/05→07/09																	
E 500 T (211.270)	225	10/03→07/09																	
↓																			








	kw			 	! #		
<b>MERCEDES-BENZ - E-KLASSE T-Model (S211) 02/03→07/09</b>							
 <b>Bremssattel</b>							
E 200 CDI (211.207) E 200 T Kompressor (211.242)	100 120	04/06→07/09 03/03→07/09	➡	<input type="checkbox"/> ; nicht für Taxifahrzeuge		24.3426-9989.5 240647	ATE - Halter
			➡	<input type="checkbox"/> ; nicht für Taxifahrzeuge		24.3426-9990.5 240648	ATE - Halter
			➡	<input type="checkbox"/> ; nicht für Taxifahrzeuge; für Fahrzeuge mit Sportpaket / für Fahrzeuge mit AMG-Sportpaket		24.3426-9991.5 240954	ATE - Halter
			➡	<input type="checkbox"/> ; für Taxifahrzeuge		24.3426-9991.5 240954	ATE - Halter
			➡	<input type="checkbox"/> ; nicht für Taxifahrzeuge; für Fahrzeuge mit Sportpaket / für Fahrzeuge mit AMG-Sportpaket		24.3426-9992.5 240955	ATE - Halter
			➡	<input type="checkbox"/> ; für Taxifahrzeuge		24.3426-9992.5 240955	ATE - Halter
E 200 Kompressor (211.241)	135	04/06→07/09	➡	<input type="checkbox"/> ; nicht für Taxifahrzeuge; für Fahrzeuge ohne Sportpaket / für Fahrzeuge ohne AMG-Sportpaket		24.3426-9989.5 240647 24.3426-9991.5 240954	ATE - Halter ATE - Halter
			➡	<input type="checkbox"/> ; nicht für Taxifahrzeuge; für Fahrzeuge ohne Sportpaket / für Fahrzeuge ohne AMG-Sportpaket		24.3426-9990.5 240648 24.3426-9992.5 240955	ATE - Halter ATE - Halter
			➡	<input type="checkbox"/> ; für Taxifahrzeuge; für Fahrzeuge mit Sportpaket / für Fahrzeuge mit AMG-Sportpaket		24.3426-9991.5 240954	ATE - Halter
			➡	<input type="checkbox"/> ; für Taxifahrzeuge; für Fahrzeuge mit Sportpaket / für Fahrzeuge mit AMG-Sportpaket		24.3426-9992.5 240955	ATE - Halter
E 220 CDI (211.206) E 220 T CDI E 220 T CDI (211.206) E 220 T CDI (211.208)	100 120 110 125	03/03→07/09 03/03→07/09 03/03→07/09 04/06→07/09	➡	<input type="checkbox"/> ; nicht für Taxifahrzeuge; für Fahrzeuge ohne Sportpaket / für Fahrzeuge ohne AMG-Sportpaket		24.3426-9989.5 240647	ATE - Halter
			➡	<input type="checkbox"/> ; nicht für Taxifahrzeuge; für Fahrzeuge ohne Sportpaket / für Fahrzeuge ohne AMG-Sportpaket		24.3426-9990.5 240648	ATE - Halter
			➡	<input type="checkbox"/> ; nicht für Taxifahrzeuge; für Fahrzeuge mit Sportpaket / für Fahrzeuge mit AMG-Sportpaket		24.3426-9991.5 240954	ATE - Halter
			➡	<input type="checkbox"/> ; für Taxifahrzeuge		24.3426-9991.5 240954	ATE - Halter
			➡	<input type="checkbox"/> ; nicht für Taxifahrzeuge; für Fahrzeuge mit Sportpaket / für Fahrzeuge mit AMG-Sportpaket		24.3426-9992.5 240955	ATE - Halter
			➡	<input type="checkbox"/> ; für Taxifahrzeuge		24.3426-9992.5 240955	ATE - Halter
E 240 T (211.261)	130	03/03→07/09	➡	<input type="checkbox"/> ; nicht für Taxifahrzeuge		24.3426-9989.5 240647	ATE - Halter
			➡	<input type="checkbox"/> ; nicht für Taxifahrzeuge		24.3426-9990.5 240648	ATE - Halter
			➡	<input type="checkbox"/> ; für Taxifahrzeuge		24.3426-9991.5 240954	ATE - Halter
			➡	<input type="checkbox"/> ; für Taxifahrzeuge		24.3426-9992.5 240955	ATE - Halter
E 240 T 4-matic (211.280)	130	07/03→07/09	←	<input type="checkbox"/>		24.3601-9769.5 240695	ATE - Halter
			←	<input type="checkbox"/>		24.3601-9770.5 240696	ATE - Halter
			➡	<input type="checkbox"/>		24.3426-9989.5 240647	ATE - Halter
			➡	<input type="checkbox"/>		24.3426-9990.5 240648	ATE - Halter
E 280 T (211.254)	170	03/05→07/09	➡	<input type="checkbox"/> ; 05/05→		24.3426-9991.5 240954	ATE - Halter
			➡	<input type="checkbox"/> ; 05/05→		24.3426-9992.5 240955	ATE - Halter
E 280 T 4-matic (211.292) E 280 T CDI 4-matic (211.284) E 320 T CDI 4-matic (211.289)	170 140 165	03/05→07/09 03/05→07/09 03/05→07/09	←	<input type="checkbox"/> ; A 870951→; für Fahrzeuge mit Sportpaket / für Fahrzeuge mit AMG-Sportpaket		11.9441-9956.2 220806	ATE - Halter
			←	<input type="checkbox"/> ; A 870951→; für Fahrzeuge mit Sportpaket / für Fahrzeuge mit AMG-Sportpaket		24.3441-9955.5 240772	ATE - Halter
			←	<input type="checkbox"/> ; 05/05→; für Fahrzeuge ohne Sportpaket / für Fahrzeuge ohne AMG-Sportpaket		24.3601-9769.5 240695	ATE - Halter
			←	<input type="checkbox"/> ; 05/05→; für Fahrzeuge ohne Sportpaket / für Fahrzeuge ohne AMG-Sportpaket		24.3601-9770.5 240696	ATE - Halter
			➡	<input type="checkbox"/> ; 05/05→		24.3426-9991.5 240954	ATE - Halter
			➡	<input type="checkbox"/> ; 05/05→		24.3426-9992.5 240955	ATE - Halter
E 320 T 4-matic (211.282)	165	07/03→07/09	←	<input type="checkbox"/>		24.3601-9769.5 240695	ATE - Halter
			←	<input type="checkbox"/>		24.3601-9770.5 240696	ATE - Halter
			➡	<input type="checkbox"/>		24.3426-9991.5 240954	ATE - Halter
			➡	<input type="checkbox"/>		24.3426-9992.5 240955	ATE - Halter
↓							

	kw			 	! #				
<b>MERCEDES-BENZ - E-KLASSE T-Model (S211) 02/03→07/09</b>									
<b>Bremssattel</b>									
E 350 T 4-matic (211.287)	200	03/05→07/09	←	☐; A 870951→; für Fahrzeuge mit Sportpaket / für Fahrzeuge mit AMG-Sportpaket	11.9441-9956.2	220806	ATE - Halter		
			←	☐; A 870951→; für Fahrzeuge mit Sportpaket / für Fahrzeuge mit AMG-Sportpaket			24.3441-9955.5	240772	ATE - Halter
			←	☐; für Fahrzeuge ohne Sportpaket / für Fahrzeuge ohne AMG-Sportpaket			24.3601-9769.5	240695	ATE - Halter
			←	☐; für Fahrzeuge ohne Sportpaket / für Fahrzeuge ohne AMG-Sportpaket			24.3601-9770.5	240696	ATE - Halter
			→	☐			24.3426-9991.5	240954	ATE - Halter
			→	☐			24.3426-9992.5	240955	ATE - Halter
E 500 T (211.272)	285	04/06→07/09	→	☐	24.3426-9959.5	240952	ATE - Halter		
			→	☐			24.3426-9960.5	240953	ATE - Halter
E 500 T 4-matic (211.283)	225	10/03→07/09	←	☐; A 870951→	11.9441-9956.2	220806	ATE - Halter		
			←	☐; A 870951→			24.3441-9955.5	240772	ATE - Halter
			→	☐			24.3426-9991.5	240954	ATE - Halter
			→	☐			24.3426-9992.5	240955	ATE - Halter
E 500 T 4-matic (211.290)	285	04/06→07/09	←	☐	11.9441-9956.2	220806	ATE - Halter		
			←	☐			24.3441-9955.5	240772	ATE - Halter
			→	☐			24.3426-9991.5	240954	ATE - Halter
			→	☐			24.3426-9992.5	240955	ATE - Halter
<b>Halter, Bremssattel</b>									
350 CGI (211.257)	215	05/06→07/09	→		11.8170-0611.1	260116	ATE		
E 230 T (211.252)	150	05/07→07/09							
E 270 T CDI (211.216)	120	03/03→07/09							
E 270 T CDI (211.216)	130	03/03→07/09							
E 280 T CDI (211.220)	140	03/05→07/09							
E 280 T CDI (211.223)	130	05/04→07/09							
E 320 T (211.265)	165	03/03→07/09							
E 320 T 4-matic (211.282)	165	07/03→07/09							
E 320 T CDI (211.222)	155	11/07→07/09							
E 320 T CDI (211.222)	165	03/05→07/09							
E 320 T CDI (211.226)	150	03/03→07/09							
E 350 T (211.256)	200	03/05→07/09							
E 350 T 4-matic (211.287)	200	03/05→07/09							
E 500 T (211.270)	225	10/03→07/09							
E 500 T 4-matic (211.283)	225	10/03→07/09							
E 500 T 4-matic (211.290)	285	04/06→07/09							
E 200 CDI (211.207)	100	04/06→07/09	→	nicht für Taxifahrzeuge; für Fahrzeuge mit Sportpaket / für Fahrzeuge mit AMG-Sportpaket					
E 200 T Kompressor (211.242)	120	03/03→07/09							
E 220 CDI (211.206)	100	03/03→07/09	→	für Taxifahrzeuge					
E 220 T CDI	120	03/03→07/09							
E 220 T CDI (211.206)	110	03/03→07/09							
E 220 T CDI (211.208)	125	04/06→07/09							
E 200 Kompressor (211.241)	135	04/06→07/09	→	nicht für Taxifahrzeuge; für Fahrzeuge ohne Sportpaket / für Fahrzeuge ohne AMG-Sportpaket					
			→	für Taxifahrzeuge; für Fahrzeuge mit Sportpaket / für Fahrzeuge mit AMG-Sportpaket					
E 240 T (211.261)	130	03/03→07/09	→	für Taxifahrzeuge					
E 280 T (211.254)	170	03/05→07/09	→	05/05→					
E 280 T 4-matic (211.292)	170	03/05→07/09							
E 280 T CDI 4-matic (211.284)	140	03/05→07/09							
E 320 T CDI 4-matic (211.289)	165	03/05→07/09							
<b>Feder, Bremssattel</b>									
350 CGI (211.257)	215	05/06→07/09			2	11.8116-0323.1	390459	ATE	
E 230 T (211.252)	150	05/07→07/09							
E 240 T (211.261)	130	03/03→07/09							
E 270 T CDI (211.216)	120	03/03→07/09							
↓									








	kw			 	! #		
<b>MERCEDES-BENZ - E-KLASSE T-Model (S211) 02/03→07/09</b>							
<b>Feder, Bremssattel</b>							
E 270 T CDI (211.216)	130	03/03→07/09			2	11.8116-0323.1 390459	ATE
E 280 T CDI (211.220)	140	03/05→07/09					
E 280 T CDI (211.223)	130	05/04→07/09					
E 320 T (211.265)	165	03/03→07/09					
E 320 T CDI (211.222)	155	11/07→07/09					
E 320 T CDI (211.222)	165	03/05→07/09					
E 320 T CDI (211.226)	150	03/03→07/09					
E 350 T (211.256)	200	03/05→07/09					
E 500 T (211.270)	225	10/03→07/09					
E 200 CDI (211.207)	100	04/06→07/09		nicht für Taxifahrzeuge;	2	11.8116-0323.1 390459	ATE
E 200 T Kompressor (211.242)	120	03/03→07/09		für Fahrzeuge mit Sportpaket / für Fahrzeuge mit AMG-Sportpaket			
					2	11.8116-0323.1 390459	ATE
E 200 Kompressor (211.241)	135	04/06→07/09		nicht für Taxifahrzeuge;	2	11.8116-0323.1 390459	ATE
				für Fahrzeuge ohne Sportpaket / für Fahrzeuge ohne AMG-Sportpaket			
				für Taxifahrzeuge;	2	11.8116-0323.1 390459	ATE
				für Fahrzeuge mit Sportpaket / für Fahrzeuge mit AMG-Sportpaket			
E 220 CDI (211.206)	100	03/03→07/09		für Taxifahrzeuge	2	11.8116-0323.1 390459	ATE
E 220 T CDI	120	03/03→07/09					
E 220 T CDI (211.206)	110	03/03→07/09		nicht für Taxifahrzeuge;	2	11.8116-0323.1 390459	ATE
E 220 T CDI (211.208)	125	04/06→07/09		für Fahrzeuge ohne Sportpaket / für Fahrzeuge ohne AMG-Sportpaket			
				nicht für Taxifahrzeuge;	2	11.8116-0323.1 390459	ATE
				für Fahrzeuge mit Sportpaket / für Fahrzeuge mit AMG-Sportpaket			
E 240 T 4-matic (211.280)	130	07/03→07/09			2	11.8116-0253.1 390512	ATE
E 320 T 4-matic (211.282)	165	07/03→07/09				11.8116-0323.1 390459	ATE
E 280 T (211.254)	170	03/05→07/09		05/05→	2	11.8116-0323.1 390459	ATE
E 280 T 4-matic (211.292)	170	03/05→07/09		05/05→;	2	11.8116-0253.1 390512	ATE
E 280 T CDI 4-matic (211.284)	140	03/05→07/09		für Fahrzeuge ohne Sportpaket / für Fahrzeuge ohne AMG-Sportpaket			
E 320 T CDI 4-matic (211.289)	165	03/05→07/09		05/05→	2	11.8116-0323.1 390459	ATE
			←	A 870951→;	2	11.8116-0133.1 390511	ATE
				für Fahrzeuge mit Sportpaket / für Fahrzeuge mit AMG-Sportpaket			
			←	05/05→; → A 870950;	2	11.8116-0133.1 390511	ATE
				für Fahrzeuge mit Sportpaket / für Fahrzeuge mit AMG-Sportpaket			
E 350 T 4-matic (211.287)	200	03/05→07/09		für Fahrzeuge ohne Sportpaket / für Fahrzeuge ohne AMG-Sportpaket	2	11.8116-0253.1 390512	ATE
					2	11.8116-0323.1 390459	ATE
			←	→ A 870950;	2	11.8116-0133.1 390511	ATE
				für Fahrzeuge mit Sportpaket / für Fahrzeuge mit AMG-Sportpaket			
			←	A 870951→;	2	11.8116-0133.1 390511	ATE
				für Fahrzeuge mit Sportpaket / für Fahrzeuge mit AMG-Sportpaket			
E 500 T (211.272)	285	04/06→07/09			2	11.8116-0086.2 390606	ATE
E 500 T 4-matic (211.283)	225	10/03→07/09			2	11.8116-0323.1 390459	ATE
			←	→ A 870950	2	11.8116-0133.1 390511	ATE
			←	A 870951→	2	11.8116-0133.1 390511	ATE
E 500 T 4-matic (211.290)	285	04/06→07/09			2	11.8116-0323.1 390459	ATE
			←		2	11.8116-0133.1 390511	ATE
<b>Führungshülzensatz, Bremssattel</b>							
350 CGI (211.257)	215	05/06→07/09	→			11.0101-4202.2 260094	ATE
E 230 T (211.252)	150	05/07→07/09					
E 240 T (211.261)	130	03/03→07/09					
E 270 T CDI (211.216)	120	03/03→07/09					
E 270 T CDI (211.216)	130	03/03→07/09					
E 280 T CDI (211.220)	140	03/05→07/09					
E 280 T CDI (211.223)	130	05/04→07/09					
E 320 T (211.265)	165	03/03→07/09					
E 320 T CDI (211.222)	155	11/07→07/09					
E 320 T CDI (211.222)	165	03/05→07/09					
E 320 T CDI (211.226)	150	03/03→07/09					
E 350 T (211.256)	200	03/05→07/09					
E 500 T (211.270)	225	10/03→07/09					
E 200 CDI (211.207)	100	04/06→07/09	→	nicht für Taxifahrzeuge;		11.0101-4202.2 260094	ATE
E 200 T Kompressor (211.242)	120	03/03→07/09		für Fahrzeuge mit Sportpaket / für Fahrzeuge mit AMG-Sportpaket			
			→			11.0101-4202.2 260094	ATE
↓							


























































	kw			 	! #		
<b>MERCEDES-BENZ - E-KLASSE T-Model (S211) 02/03→07/09</b>							
<b>Führungshülzensatz, Bremssattel</b>							
E 200 Kompressor (211.241)	135	04/06→07/09	➔	nicht für Taxifahrzeuge; für Fahrzeuge ohne Sportpaket / für Fahrzeuge ohne AMG-Sportpaket	11.0101-4202.2	260094	ATE
			➔	für Taxifahrzeuge; für Fahrzeuge mit Sportpaket / für Fahrzeuge mit AMG-Sportpaket	11.0101-4202.2	260094	ATE
E 220 CDI (211.206)	100	03/03→07/09	➔	nicht für Taxifahrzeuge; für Fahrzeuge mit Sportpaket / für Fahrzeuge mit AMG-Sportpaket	11.0101-4202.2	260094	ATE
E 220 T CDI	120	03/03→07/09					
E 220 T CDI (211.206)	110	03/03→07/09					
E 220 T CDI (211.208)	125	04/06→07/09	➔	für Taxifahrzeuge	11.0101-4202.2	260094	ATE
			➔	nicht für Taxifahrzeuge; für Fahrzeuge ohne Sportpaket / für Fahrzeuge ohne AMG-Sportpaket	11.0101-4202.2	260094	ATE
E 240 T 4-matic (211.280)	130	07/03→07/09	➔		11.0101-5704.2	260095	ATE
E 320 T 4-matic (211.282)	165	07/03→07/09	➔		11.0101-4202.2	260094	ATE
E 280 T (211.254)	170	03/05→07/09	➔	05/05→	11.0101-4202.2	260094	ATE
E 280 T 4-matic (211.292)	170	03/05→07/09	➔	05/05→; für Fahrzeuge ohne Sportpaket / für Fahrzeuge ohne AMG-Sportpaket	11.0101-5704.2	260095	ATE
E 280 T CDI 4-matic (211.284)	140	03/05→07/09					
E 320 T CDI 4-matic (211.289)	165	03/05→07/09	➔	05/05→; → A 870950; für Fahrzeuge mit Sportpaket / für Fahrzeuge mit AMG-Sportpaket	11.0101-5704.2	260095	ATE
			➔	A 870951→; für Fahrzeuge mit Sportpaket / für Fahrzeuge mit AMG-Sportpaket	11.0101-7003.2	260124	ATE
			➔	05/05→	11.0101-4202.2	260094	ATE
E 350 T 4-matic (211.287)	200	03/05→07/09	➔	→ A 870950; für Fahrzeuge mit Sportpaket / für Fahrzeuge mit AMG-Sportpaket	11.0101-5704.2	260095	ATE
			➔	für Fahrzeuge ohne Sportpaket / für Fahrzeuge ohne AMG-Sportpaket	11.0101-5704.2	260095	ATE
			➔	A 870951→; für Fahrzeuge mit Sportpaket / für Fahrzeuge mit AMG-Sportpaket	11.0101-7003.2	260124	ATE
			➔		11.0101-4202.2	260094	ATE
E 500 T (211.272)	285	04/06→07/09	➔		11.0101-5407.2	260011	ATE
E 500 T 4-matic (211.283)	225	10/03→07/09	➔	→ A 870950	11.0101-5704.2	260095	ATE
			➔	A 870951→	11.0101-7003.2	260124	ATE
			➔		11.0101-4202.2	260094	ATE
E 500 T 4-matic (211.290)	285	04/06→07/09	➔		11.0101-7003.2	260124	ATE
			➔		11.0101-4202.2	260094	ATE
<b>Führungsbolzen, Bremssattel</b>							
350 CGI (211.257)	215	05/06→07/09			11.8171-0072.1	250154	ATE
E 230 T (211.252)	150	05/07→07/09					
E 240 T (211.261)	130	03/03→07/09					
E 270 T CDI (211.216)	120	03/03→07/09					
E 270 T CDI (211.216)	130	03/03→07/09					
E 280 T CDI (211.220)	140	03/05→07/09					
E 280 T CDI (211.223)	130	05/04→07/09					
E 320 T (211.265)	165	03/03→07/09					
E 320 T CDI (211.222)	155	11/07→07/09					
E 320 T CDI (211.222)	165	03/05→07/09					
E 320 T CDI (211.226)	150	03/03→07/09					
E 350 T (211.256)	200	03/05→07/09					
E 500 T (211.270)	225	10/03→07/09					
E 500 T 4-matic (211.283)	225	10/03→07/09					
E 500 T 4-matic (211.290)	285	04/06→07/09					
E 200 CDI (211.207)	100	04/06→07/09			11.8171-0072.1	250154	ATE
E 200 T Kompressor (211.242)	120	03/03→07/09		nicht für Taxifahrzeuge; für Fahrzeuge mit Sportpaket / für Fahrzeuge mit AMG-Sportpaket	11.8171-0072.1	250154	ATE
					11.8171-0072.1	250154	ATE
E 200 Kompressor (211.241)	135	04/06→07/09		nicht für Taxifahrzeuge; für Fahrzeuge ohne Sportpaket / für Fahrzeuge ohne AMG-Sportpaket	11.8171-0072.1	250154	ATE
					11.8171-0072.1	250154	ATE
				für Taxifahrzeuge; für Fahrzeuge mit Sportpaket / für Fahrzeuge mit AMG-Sportpaket	11.8171-0072.1	250154	ATE
E 220 CDI (211.206)	100	03/03→07/09		für Taxifahrzeuge	11.8171-0072.1	250154	ATE
E 220 T CDI	120	03/03→07/09					
↓							








	kW			 	! #		
<b>MERCEDES-BENZ - E-KLASSE T-Model (S211) 02/03→07/09</b>							
<b>Führungsbolzen, Bremsattel</b>							
E 220 T CDI (211.206) E 220 T CDI (211.208)	110 125	03/03→07/09 04/06→07/09		nicht für Taxifahrzeuge; für Fahrzeuge ohne Sportpaket / für Fahrzeuge ohne AMG-Sportpaket		11.8171-0072.1 250154	ATE
				nicht für Taxifahrzeuge; für Fahrzeuge mit Sportpaket / für Fahr- zeuge mit AMG-Sportpaket		11.8171-0072.1 250154	ATE
E 240 T 4-matic (211.280)	130	07/03→07/09			2	11.8171-0008.1 990049	ATE
E 320 T 4-matic (211.282)	165	07/03→07/09				11.8171-0072.1 250154	ATE
E 280 T (211.254)	170	03/05→07/09		05/05→		11.8171-0072.1 250154	ATE
E 280 T 4-matic (211.292)	170	03/05→07/09		05/05→; für Fahrzeuge ohne Sportpaket / für Fahrzeuge ohne AMG-Sportpaket	2	11.8171-0008.1 990049	ATE
E 280 T CDI 4-matic (211.284)	140	03/05→07/09					
E 320 T CDI 4-matic (211.289)	165	03/05→07/09		05/05→		11.8171-0072.1 250154	ATE
E 350 T 4-matic (211.287)	200	03/05→07/09		für Fahrzeuge ohne Sportpaket / für Fahrzeuge ohne AMG-Sportpaket	2	11.8171-0008.1 990049	ATE
						11.8171-0072.1 250154	ATE
E 500 T (211.272)	285	04/06→07/09			2	11.8171-0008.1 990049	ATE
<b>Dichtungssatz, Bremsattel</b>							
350 CGI (211.257) E 230 T (211.252)	215 150	05/06→07/09 05/07→07/09	➡			11.0441-4203.2 250013	ATE
E 240 T (211.261)	130	03/03→07/09					
E 270 T CDI (211.216)	120	03/03→07/09					
E 270 T CDI (211.216)	130	03/03→07/09					
E 280 T CDI (211.220)	140	03/05→07/09					
E 280 T CDI (211.223)	130	05/04→07/09					
E 320 T (211.265)	165	03/03→07/09					
E 320 T CDI (211.222)	155	11/07→07/09					
E 320 T CDI (211.222)	165	03/05→07/09					
E 320 T CDI (211.226)	150	03/03→07/09					
E 350 T (211.256)	200	03/05→07/09					
E 500 T (211.270)	225	10/03→07/09					
E 500 T (211.272)	285	04/06→07/09					
E 500 T 4-matic (211.283)	225	10/03→07/09					
E 500 T 4-matic (211.290)	285	04/06→07/09					
E 200 CDI (211.207)	100	04/06→07/09	➡			11.0441-4203.2 250013	ATE
E 200 T Kompressor (211.242)	120	03/03→07/09	➡	nicht für Taxifahrzeuge; für Fahrzeuge mit Sportpaket / für Fahr- zeuge mit AMG-Sportpaket		11.0441-4203.2 250013	ATE
E 200 Kompressor (211.241)	135	04/06→07/09	➡	nicht für Taxifahrzeuge; für Fahrzeuge ohne Sportpaket / für Fahrzeuge ohne AMG-Sportpaket		11.0441-4203.2 250013	ATE
			➡	für Taxifahrzeuge; für Fahrzeuge mit Sportpaket / für Fahr- zeuge mit AMG-Sportpaket		11.0441-4203.2 250013	ATE
E 220 CDI (211.206)	100	03/03→07/09	➡	nicht für Taxifahrzeuge; für Fahrzeuge mit Sportpaket / für Fahr- zeuge mit AMG-Sportpaket		11.0441-4203.2 250013	ATE
E 220 T CDI	120	03/03→07/09					
E 220 T CDI (211.206)	110	03/03→07/09					
E 220 T CDI (211.208)	125	04/06→07/09	➡	für Taxifahrzeuge		11.0441-4203.2 250013	ATE
			➡	nicht für Taxifahrzeuge; für Fahrzeuge ohne Sportpaket / für Fahrzeuge ohne AMG-Sportpaket		11.0441-4203.2 250013	ATE
E 240 T 4-matic (211.280)	130	07/03→07/09	←			11.0441-6007.2 250146	ATE
E 320 T 4-matic (211.282)	165	07/03→07/09	➡			11.0441-4203.2 250013	ATE
E 280 T (211.254)	170	03/05→07/09	➡	05/05→		11.0441-4203.2 250013	ATE
E 280 T 4-matic (211.292)	170	03/05→07/09	←	05/05→; für Fahrzeuge ohne Sportpaket / für Fahrzeuge ohne AMG-Sportpaket		11.0441-6007.2 250146	ATE
E 280 T CDI 4-matic (211.284)	140	03/05→07/09					
E 320 T CDI 4-matic (211.289)	165	03/05→07/09	➡	05/05→		11.0441-4203.2 250013	ATE
E 350 T 4-matic (211.287)	200	03/05→07/09	←	für Fahrzeuge ohne Sportpaket / für Fahrzeuge ohne AMG-Sportpaket		11.0441-6007.2 250146	ATE
			➡			11.0441-4203.2 250013	ATE
<b>Bremsschlauch</b>							
350 CGI (211.257) E 200 CDI (211.207)	215 100	05/06→07/09 04/06→07/09	←		2	24.5123-0380.3 331256	L= 380
			➡		2	24.5238-0255.3 330674	L= 255
↓							





















	kW			 	! #		
<b>MERCEDES-BENZ - E-KLASSE T-Model (S211) 02/03→07/09</b>							
<b>Bremsschlauch</b>							
E 200 Kompressor (211.241)	135	04/06→07/09	←		2	24.5123-0380.3 331256	L= 380
E 200 T Kompressor (211.242)	120	03/03→07/09	→		2	24.5238-0255.3 330674	L= 255
E 220 CDI (211.206)	100	03/03→07/09					
E 220 T CDI (211.206)	110	03/03→07/09					
E 220 T CDI (211.208)	125	04/06→07/09					
E 230 T (211.252)	150	05/07→07/09					
E 240 T (211.261)	130	03/03→07/09					
E 270 T CDI (211.216)	120	03/03→07/09					
E 270 T CDI (211.216)	130	03/03→07/09					
E 280 T CDI (211.220)	140	03/05→07/09					
E 280 T CDI (211.223)	130	05/04→07/09					
E 320 T (211.265)	165	03/03→07/09					
E 320 T CDI (211.222)	155	11/07→07/09					
E 320 T CDI (211.222)	165	03/05→07/09					
E 320 T CDI (211.226)	150	03/03→07/09					
E 350 T (211.256)	200	03/05→07/09					
E 500 T (211.270)	225	10/03→07/09					
E 500 T (211.272)	285	04/06→07/09					
E 55 T AMG Kompressor (211.276)	350	07/03→07/09					
E 63 AMG (211.277)	378	03/06→07/09					
E 240 T 4-matic (211.280)	130	07/03→07/09	→		2	24.5238-0255.3 330674	L= 255
E 320 T 4-matic (211.282)	165	07/03→07/09					
E 350 T 4-matic (211.287)	200	03/05→07/09					
E 500 T 4-matic (211.283)	225	10/03→07/09					
E 500 T 4-matic (211.290)	285	04/06→07/09					
E 280 T (211.254)	170	03/05→07/09	←	05/05→	2	24.5123-0380.3 331256	L= 380
			→	05/05→	2	24.5238-0255.3 330674	L= 255
E 280 T 4-matic (211.292)	170	03/05→07/09	→	05/05→	2	24.5238-0255.3 330674	L= 255
E 280 T CDI 4-matic (211.284)	140	03/05→07/09					
E 320 T CDI 4-matic (211.289)	165	03/05→07/09					
<b>MERCEDES-BENZ - E-KLASSE T-Model (S212) 08/09→12/16</b>							
<b>Bremssattel</b>							
E 200 (212.234)	135	11/12→12/16	←	☐; 03/13→; für Fahrzeuge ohne Sportpaket / für Fahrzeuge ohne AMG-Sportpaket		24.3606-1707.7 221011	TRW - Halter
			←	☐; 03/13→; für Fahrzeuge ohne Sportpaket / für Fahrzeuge ohne AMG-Sportpaket		24.3606-1708.7 221012	TRW - Halter
			←	☐; 03/13→; für Fahrzeuge mit Sportpaket / für Fahr- zeuge mit AMG-Sportpaket		24.3606-1711.5 240780	TRW - Halter
			←	☐; 03/13→; für Fahrzeuge mit Sportpaket / für Fahr- zeuge mit AMG-Sportpaket		24.3606-1712.5 240781	TRW - Halter
			→	☐; 03/13→		24.3426-9989.5 240647	ATE - Halter
			→	☐; 03/13→		24.3426-9990.5 240648	ATE - Halter
E 200 CDI / BlueTEC (212.205, 212.206)	100	11/09→12/16	←	☐; für Fahrzeuge ohne Sportpaket / für Fahrzeuge ohne AMG-Sportpaket		24.3606-1707.7 221011	TRW - Halter
E 200 CGI (212.248)	135	11/09→12/16					
E 220 BlueTEC	130	05/15→12/16	←	☐; für Fahrzeuge ohne Sportpaket / für Fahrzeuge ohne AMG-Sportpaket		24.3606-1708.7 221012	TRW - Halter
E 220 CDI / BlueTEC (212.202, 212.201)	125	11/09→12/16	←	☐; für Fahrzeuge mit Sportpaket / für Fahr- zeuge mit AMG-Sportpaket		24.3606-1711.5 240780	TRW - Halter
			←	☐; für Fahrzeuge mit Sportpaket / für Fahr- zeuge mit AMG-Sportpaket		24.3606-1712.5 240781	TRW - Halter
			→	☐		24.3426-9989.5 240647	ATE - Halter
			→	☐		24.3426-9990.5 240648	ATE - Halter
E 220 BlueTEC 4-matic (212.211)	125	12/14→12/16	←	☐; für Fahrzeuge mit Sportpaket / für Fahr- zeuge mit AMG-Sportpaket		24.3601-1721.5 240629	TRW - Halter
↓							

	kw			 	! #		
<b>MERCEDES-BENZ - E-KLASSE T-Model (S212) 08/09→12/16</b>							
 <b>Bremssattel</b>							
E 250 CDI / BlueTEC 4-matic (212.282, 212.297)	150	07/10→12/16	←	 ; für Fahrzeuge mit Sportpaket / für Fahrzeuge mit AMG-Sportpaket	24.3601-1722.5	240630	TRW - Halter
			←	 ; für Fahrzeuge ohne Sportpaket / für Fahrzeuge ohne AMG-Sportpaket	24.3601-1723.5	240631	TRW - Halter
			←	 ; für Fahrzeuge ohne Sportpaket / für Fahrzeuge ohne AMG-Sportpaket	24.3601-1724.5	240632	TRW - Halter
			→		24.3426-9989.5	240647	ATE - Halter
			→		24.3426-9990.5	240648	ATE - Halter
E 220 CDI (212.202)	120	08/09→08/14	←	 ; 11/09→; für Fahrzeuge ohne Sportpaket / für Fahrzeuge ohne AMG-Sportpaket	24.3606-1707.7	221011	TRW - Halter
			←	 ; 11/09→; für Fahrzeuge ohne Sportpaket / für Fahrzeuge ohne AMG-Sportpaket	24.3606-1708.7	221012	TRW - Halter
			←	 ; 11/09→; für Fahrzeuge mit Sportpaket / für Fahrzeuge mit AMG-Sportpaket	24.3606-1711.5	240780	TRW - Halter
			←	 ; 11/09→; für Fahrzeuge mit Sportpaket / für Fahrzeuge mit AMG-Sportpaket	24.3606-1712.5	240781	TRW - Halter
			→	 ; 11/09→	24.3426-9989.5	240647	ATE - Halter
			→	 ; 11/09→	24.3426-9990.5	240648	ATE - Halter
E 250 (212.236)	155	11/12→12/16	←	 ; 03/13→; für Fahrzeuge mit Sportpaket / für Fahrzeuge mit AMG-Sportpaket	24.3606-1711.5	240780	TRW - Halter
			←	 ; 03/13→; für Fahrzeuge mit Sportpaket / für Fahrzeuge mit AMG-Sportpaket	24.3606-1712.5	240781	TRW - Halter
			→	 ; 03/13→	24.3426-9989.5	240647	ATE - Halter
			→	 ; 03/13→	24.3426-9990.5	240648	ATE - Halter
E 250 CDI / BlueTEC (212.203, 212.204) E 250 CGI (212.247)	150	11/09→12/16	←	 ; für Fahrzeuge mit Sportpaket / für Fahrzeuge mit AMG-Sportpaket	24.3606-1711.5	240780	TRW - Halter
	150	11/09→12/13	←	 ; für Fahrzeuge mit Sportpaket / für Fahrzeuge mit AMG-Sportpaket	24.3606-1712.5	240781	TRW - Halter
			→		24.3426-9989.5	240647	ATE - Halter
			→		24.3426-9990.5	240648	ATE - Halter
E 300 (212.254) E 300 (212.255) E 300 CDI / BlueTEC (212.227, 212.221) E 350 (212.259) E 350 BlueTEC (212.224) E 350 BlueTEC (212.226) E 350 CDI (212.223) E 350 CDI (212.225) E 350 CGI (212.257)	170	11/09→12/11	←	 ; für Fahrzeuge mit Sportpaket / für Fahrzeuge mit AMG-Sportpaket	24.3606-1711.5	240780	TRW - Halter
	185	07/11→12/16	←	 ; für Fahrzeuge mit Sportpaket / für Fahrzeuge mit AMG-Sportpaket	24.3606-1712.5	240781	TRW - Halter
	170	11/09→12/16	←	 ; für Fahrzeuge mit Sportpaket / für Fahrzeuge mit AMG-Sportpaket	24.3606-1712.5	240781	TRW - Halter
	225	09/11→12/14	←	 ; für Fahrzeuge mit Sportpaket / für Fahrzeuge mit AMG-Sportpaket	24.3606-1712.5	240781	TRW - Halter
	155	11/09→12/13	←	 ; für Fahrzeuge mit Sportpaket / für Fahrzeuge mit AMG-Sportpaket	24.3606-1712.5	240781	TRW - Halter
	190	07/14→12/16	→		24.3426-9991.5	240954	ATE - Halter
			→		24.3426-9992.5	240955	ATE - Halter
E 300 4-matic (212.280) E 350 4-matic (212.287) E 350 4-matic (212.288) E 350 CDI 4-matic (212.289) E 350 CDI 4-matic (212.293)	185	07/11→12/16	←	 ; für Fahrzeuge mit Sportpaket / für Fahrzeuge mit AMG-Sportpaket	24.3601-1721.5	240629	TRW - Halter
	200	11/09→12/11	←	 ; für Fahrzeuge mit Sportpaket / für Fahrzeuge mit AMG-Sportpaket	24.3601-1722.5	240630	TRW - Halter
	225	09/11→12/16	←	 ; für Fahrzeuge mit Sportpaket / für Fahrzeuge mit AMG-Sportpaket	24.3601-1722.5	240630	TRW - Halter
	170	11/09→12/11	←	 ; für Fahrzeuge mit Sportpaket / für Fahrzeuge mit AMG-Sportpaket	24.3601-1722.5	240630	TRW - Halter
	195	07/11→12/13	←	 ; für Fahrzeuge ohne Sportpaket / für Fahrzeuge ohne AMG-Sportpaket	24.3601-1723.5	240631	TRW - Halter
			←	 ; für Fahrzeuge ohne Sportpaket / für Fahrzeuge ohne AMG-Sportpaket	24.3601-1724.5	240632	TRW - Halter
			→		24.3426-9991.5	240954	ATE - Halter
			→		24.3426-9992.5	240955	ATE - Halter
E 300 CDI (212.220) E 400 (212.261) E 400 (212.265) E 400 4-matic (212.267) E 400 4-matic (212.299)	150	12/09→12/10	→		24.3426-9991.5	240954	ATE - Halter
	245	07/14→12/16	→		24.3426-9992.5	240955	ATE - Halter
	245	01/13→12/16	→		24.3426-9992.5	240955	ATE - Halter
	245	01/13→12/16	→		24.3426-9992.5	240955	ATE - Halter
	245	07/14→12/16	→		24.3426-9992.5	240955	ATE - Halter
↓							











	kw			 	! #					
<b>MERCEDES-BENZ - E-KLASSE T-Model (S212) 08/09→12/16</b>										
<b> Bremssattel</b>										
E 300 Hybrid / BlueTEC Hybrid (212.298)	150	12/11→12/16	←	☐; 06/12→; für Fahrzeuge mit Sportpaket / für Fahrzeuge mit AMG-Sportpaket		24.3606-1711.5	240780	TRW - Halter		
			←	☐; 06/12→; für Fahrzeuge mit Sportpaket / für Fahrzeuge mit AMG-Sportpaket				24.3606-1712.5	240781	TRW - Halter
			→	☐; 06/12→				24.3426-9991.5	240954	ATE - Halter
			→	☐; 06/12→				24.3426-9992.5	240955	ATE - Halter
E 350 (212.256)	200	08/09→12/11	←	☐; 11/09→; für Fahrzeuge mit Sportpaket / für Fahrzeuge mit AMG-Sportpaket		24.3606-1711.5	240780	TRW - Halter		
			←	☐; 11/09→; für Fahrzeuge mit Sportpaket / für Fahrzeuge mit AMG-Sportpaket				24.3606-1712.5	240781	TRW - Halter
			→	☐; 11/09→				24.3426-9991.5	240954	ATE - Halter
			→	☐; 11/09→				24.3426-9992.5	240955	ATE - Halter
E 350 BlueTEC	185	11/12→12/16	←	☐; 01/13→; für Fahrzeuge mit Sportpaket / für Fahrzeuge mit AMG-Sportpaket		24.3606-1711.5	240780	TRW - Halter		
			←	☐; 01/13→; für Fahrzeuge mit Sportpaket / für Fahrzeuge mit AMG-Sportpaket				24.3606-1712.5	240781	TRW - Halter
			→	☐; 01/13→				24.3426-9991.5	240954	ATE - Halter
			→	☐; 01/13→				24.3426-9992.5	240955	ATE - Halter
E 350 BlueTEC 4-matic (212.294)	185	11/12→12/16	←	☐; 01/13→; für Fahrzeuge ohne Sportpaket / für Fahrzeuge ohne AMG-Sportpaket		24.3601-1723.5	240631	TRW - Halter		
			←	☐; 01/13→; für Fahrzeuge ohne Sportpaket / für Fahrzeuge ohne AMG-Sportpaket				24.3601-1724.5	240632	TRW - Halter
			→	☐; 01/13→				24.3426-9991.5	240954	ATE - Halter
			→	☐; 01/13→				24.3426-9992.5	240955	ATE - Halter
E 350 BlueTEC 4-matic (212.294)	190	07/14→12/16	←	☐; für Fahrzeuge ohne Sportpaket / für Fahrzeuge ohne AMG-Sportpaket		24.3601-1723.5	240631	TRW - Halter		
			←	☐; für Fahrzeuge ohne Sportpaket / für Fahrzeuge ohne AMG-Sportpaket				24.3601-1724.5	240632	TRW - Halter
			→	☐				24.3426-9991.5	240954	ATE - Halter
			→	☐				24.3426-9992.5	240955	ATE - Halter
E 500 (212.272)	285	11/09→12/11	→	☐		24.3426-9959.5	240952	ATE - Halter		
E 500 (212.273)	300	09/11→12/16	→	☐		24.3426-9960.5	240953	ATE - Halter		
E 500 4-matic (212.291)	300	09/11→12/16	→	☐						
<b>Feder, Bremssattel</b>										
E 200 (212.234)	135	11/12→12/16		03/13→	2	11.8116-0087.2	390607	ATE		
E 250 (212.236)	155	11/12→12/16								
E 200 CDI / BlueTEC (212.205, 212.206)	100	11/09→12/16			2	11.8116-0087.2	390607	ATE		
E 200 CGI (212.248)	135	11/09→12/16								
E 220 BlueTEC	130	05/15→12/16								
E 220 BlueTEC 4-matic (212.211)	125	12/14→12/16								
E 220 CDI / BlueTEC (212.202, 212.201)	125	11/09→12/16								
E 250 CDI / BlueTEC (212.203, 212.204)	150	11/09→12/16								
E 250 CDI / BlueTEC 4-matic (212.282, 212.297)	150	07/10→12/16								
E 250 CGI (212.247)	150	11/09→12/13								
E 300 (212.254)	170	11/09→12/11								
E 300 (212.255)	185	07/11→12/16								
E 300 4-matic (212.280)	185	07/11→12/16								
E 300 CDI / BlueTEC (212.227, 212.221)	170	11/09→12/16								
E 350 (212.259)	225	09/11→12/14								
E 350 4-matic (212.287)	200	11/09→12/11								
E 350 4-matic (212.288)	225	09/11→12/16								
E 350 BlueTEC (212.224)	155	11/09→12/13								
E 350 BlueTEC (212.226)	190	07/14→12/16								
E 350 BlueTEC 4-matic (212.294)	190	07/14→12/16								
↓										

	kW			 	! #		
<b>MERCEDES-BENZ - E-KLASSE T-Model (S212) 08/09→12/16</b>							
<b>Feder, Bremssattel</b>							
E 350 CDI (212.223)	195	07/11→12/13			2	11.8116-0087.2	390607 ATE
E 350 CDI (212.225)	170	11/09→12/11					
E 350 CDI 4-matic (212.289)	170	11/09→12/11					
E 350 CDI 4-matic (212.293)	195	07/11→12/13					
E 350 CGI (212.257)	215	11/09→12/11					
E 400 (212.261)	245	07/14→12/16					
E 400 (212.265)	245	01/13→12/16					
E 400 4-matic (212.267)	245	01/13→12/16					
E 400 4-matic (212.299)	245	07/14→12/16					
E 500 (212.272)	285	11/09→12/11					
E 500 (212.273)	300	09/11→12/16					
E 500 4-matic (212.291)	300	09/11→12/16					
E 220 CDI (212.202)	120	08/09→08/14		11/09→	2	11.8116-0087.2	390607 ATE
E 350 (212.256)	200	08/09→12/11					
E 300 Hybrid / BlueTEC Hybrid (212.298)	150	12/11→12/16		06/12→	2	11.8116-0087.2	390607 ATE
E 350 BlueTEC	185	11/12→12/16		01/13→	2	11.8116-0087.2	390607 ATE
E 350 BlueTEC 4-matic (212.294)	185	11/12→12/16					
<b>Führungshülzensatz, Bremssattel</b>							
E 200 (212.234)	135	11/12→12/16	➡	03/13→		11.0101-5407.2	260011 ATE
E 250 (212.236)	155	11/12→12/16					
E 200 CDI / BlueTEC (212.205, 212.206)	100	11/09→12/16	➡			11.0101-5407.2	260011 ATE
E 200 CGI (212.248)	135	11/09→12/16					
E 220 BlueTEC	130	05/15→12/16					
E 220 BlueTEC 4-matic (212.211)	125	12/14→12/16					
E 220 CDI / BlueTEC (212.202, 212.201)	125	11/09→12/16					
E 250 CDI / BlueTEC (212.203, 212.204)	150	11/09→12/16					
E 250 CDI / BlueTEC 4-matic (212.282, 212.297)	150	07/10→12/16					
E 250 CGI (212.247)	150	11/09→12/13					
E 300 (212.254)	170	11/09→12/11					
E 300 (212.255)	185	07/11→12/16					
E 300 4-matic (212.280)	185	07/11→12/16					
E 300 CDI / BlueTEC (212.227, 212.221)	170	11/09→12/16					
E 350 (212.259)	225	09/11→12/14					
E 350 4-matic (212.287)	200	11/09→12/11					
E 350 4-matic (212.288)	225	09/11→12/16					
E 350 BlueTEC (212.224)	155	11/09→12/13					
E 350 BlueTEC (212.226)	190	07/14→12/16					
E 350 BlueTEC 4-matic (212.294)	190	07/14→12/16					
E 350 CDI (212.223)	195	07/11→12/13					
E 350 CDI (212.225)	170	11/09→12/11					
E 350 CDI 4-matic (212.289)	170	11/09→12/11					
E 350 CDI 4-matic (212.293)	195	07/11→12/13					
E 350 CGI (212.257)	215	11/09→12/11					
E 400 (212.261)	245	07/14→12/16					
E 400 (212.265)	245	01/13→12/16					
E 400 4-matic (212.267)	245	01/13→12/16					
E 400 4-matic (212.299)	245	07/14→12/16					
E 500 (212.272)	285	11/09→12/11					
E 500 (212.273)	300	09/11→12/16					
E 500 4-matic (212.291)	300	09/11→12/16					
E 220 CDI (212.202)	120	08/09→08/14	➡	11/09→		11.0101-5407.2	260011 ATE
E 350 (212.256)	200	08/09→12/11					
E 300 Hybrid / BlueTEC Hybrid (212.298)	150	12/11→12/16	➡	06/12→		11.0101-5407.2	260011 ATE
E 350 BlueTEC	185	11/12→12/16	➡	01/13→		11.0101-5407.2	260011 ATE
E 350 BlueTEC 4-matic (212.294)	185	11/12→12/16					
<b>Führungsbolzen, Bremssattel</b>							
E 300 (212.254)	170	11/09→12/11			2	11.8171-0008.1	990049 ATE
E 300 (212.255)	185	07/11→12/16					
E 300 4-matic (212.280)	185	07/11→12/16					
E 300 CDI / BlueTEC (212.227, 212.221)	170	11/09→12/16					
E 350 (212.259)	225	09/11→12/14					
E 350 4-matic (212.287)	200	11/09→12/11					
↓							








	kW			 	! #		
<b>MERCEDES-BENZ - E-KLASSE T-Model (S212) 08/09→12/16</b>							
<b>Führungsbolzen, Bremsattel</b>							
E 350 4-matic (212.288)	225	09/11→12/16			2	11.8171-0008.1	990049 ATE
E 350 BlueTEC (212.224)	155	11/09→12/13					
E 350 BlueTEC (212.226)	190	07/14→12/16					
E 350 BlueTEC 4-matic (212.294)	190	07/14→12/16					
E 350 CDI (212.223)	195	07/11→12/13					
E 350 CDI (212.225)	170	11/09→12/11					
E 350 CDI 4-matic (212.289)	170	11/09→12/11					
E 350 CDI 4-matic (212.293)	195	07/11→12/13					
E 350 CGI (212.257)	215	11/09→12/11					
E 400 (212.261)	245	07/14→12/16					
E 400 (212.265)	245	01/13→12/16					
E 400 4-matic (212.267)	245	01/13→12/16					
E 400 4-matic (212.299)	245	07/14→12/16					
E 500 (212.272)	285	11/09→12/11					
E 500 (212.273)	300	09/11→12/16					
E 500 4-matic (212.291)	300	09/11→12/16					
E 300 Hybrid / BlueTEC Hybrid (212.298)	150	12/11→12/16		06/12→	2	11.8171-0008.1	990049 ATE
E 350 (212.256)	200	08/09→12/11		11/09→	2	11.8171-0008.1	990049 ATE
E 350 BlueTEC	185	11/12→12/16		01/13→	2	11.8171-0008.1	990049 ATE
E 350 BlueTEC 4-matic (212.294)	185	11/12→12/16					
<b> Bremsschlauch</b>							
E 200 (212.234)	135	11/12→12/16	←	03/13→	2	24.5148-0406.3	331478 L= 400
E 250 (212.236)	155	11/12→12/16					
E 200 CDI / BlueTEC (212.205, 212.206)	100	11/09→12/16	←		2	24.5148-0406.3	331478 L= 400
E 200 CGI (212.248)	135	11/09→12/16					
E 220 BlueTEC	130	05/15→12/16					
E 220 CDI / BlueTEC (212.202, 212.201)	125	11/09→12/16					
E 250 CDI / BlueTEC (212.203, 212.204)	150	11/09→12/16					
E 250 CGI (212.247)	150	11/09→12/13					
E 300 (212.254)	170	11/09→12/11					
E 300 (212.255)	185	07/11→12/16					
E 300 CDI / BlueTEC (212.227, 212.221)	170	11/09→12/16					
E 350 (212.259)	225	09/11→12/14					
E 350 BlueTEC (212.224)	155	11/09→12/13					
E 350 BlueTEC (212.226)	190	07/14→12/16					
E 350 CDI (212.223)	195	07/11→12/13					
E 350 CDI (212.225)	170	11/09→12/11					
E 350 CGI (212.257)	215	11/09→12/11					
E 400 (212.261)	245	07/14→12/16					
E 400 (212.265)	245	01/13→12/16					
E 500 (212.272)	285	11/09→12/11					
E 500 (212.273)	300	09/11→12/16					
E 220 BlueTEC 4-matic (212.211)	125	12/14→12/16	←		2	83.7713-0487.3	331342 L= 488
E 250 CDI / BlueTEC 4-matic (212.282, 212.297)	150	07/10→12/16					
E 300 4-matic (212.280)	185	07/11→12/16					
E 350 4-matic (212.287)	200	11/09→12/11					
E 350 4-matic (212.288)	225	09/11→12/16					
E 350 BlueTEC 4-matic (212.294)	190	07/14→12/16					
E 350 CDI 4-matic (212.289)	170	11/09→12/11					
E 350 CDI 4-matic (212.293)	195	07/11→12/13					
E 400 4-matic (212.267)	245	01/13→12/16					
E 400 4-matic (212.299)	245	07/14→12/16					
E 500 4-matic (212.291)	300	09/11→12/16					
E 220 CDI (212.202)	120	08/09→08/14	←	11/09→	2	24.5148-0406.3	331478 L= 400
E 350 (212.256)	200	08/09→12/11					
E 300 Hybrid / BlueTEC Hybrid (212.298)	150	12/11→12/16	←	06/12→	2	24.5148-0406.3	331478 L= 400
E 350 BlueTEC	185	11/12→12/16	←	01/13→	2	24.5148-0406.3	331478 L= 400
E 350 BlueTEC 4-matic (212.294)	185	11/12→12/16	←	01/13→	2	83.7713-0487.3	331342 L= 488








	kw			 	! #		
<b>MERCEDES-BENZ - G-KLASSE (W461) 09/89→</b>							
 <b>Bremssattel</b>							
230 GE (461.238, 461.239)	90	09/89→07/96	←	☐; 02/93→		13.9441-0042.2 210280	ATE
			←	☐; 02/93→		24.4441-0041.5 230081	ATE
230 GE (461)	92	06/93→07/00	←	☐		13.9441-0042.2 210280	ATE
290 GD/G 290 D (461.337, 461.338)	70	06/93→07/00	←	☐		24.4441-0041.5 230081	ATE
G 270 CDI	115	01/03→					
G 290 TD (461.335, 461.336)	88	07/97→					
G 280 CDI (461.304, 461.346, 461.370, 461.334, 461.339,...)	135	04/09→	←	☐		24.4441-0055.5 230083	ATE
G 300 CDI (461.333)	135	04/10→	←	☐		24.4441-0056.5 230084	ATE
<b>Dichtungssatz, Bremssattel</b>							
230 GE (461.238, 461.239)	90	09/89→07/96	←	02/93→		13.0441-4408.2 250096	ATE
230 GE (461)	92	06/93→07/00	←			13.0441-4408.2 250096	ATE
290 GD/G 290 D (461.337, 461.338)	70	06/93→07/00					
G 270 CDI	115	01/03→					
G 290 TD (461.335, 461.336)	88	07/97→					
 <b>Bremsschlauch</b>							
230 GE (461.238, 461.239)	90	09/89→07/96	←	02/93→	2	24.5224-0460.3 331264	L= 460
			→	02/93→	2	83.6104-0220.3 330474	L= 220
230 GE (461)	92	06/93→07/00	←		2	24.5224-0460.3 331264	L= 460
290 GD/G 290 D (461.337, 461.338)	70	06/93→07/00	→		2	83.6104-0220.3 330474	L= 220
G 290 TD (461.335, 461.336)	88	07/97→					
G 270 CDI	115	01/03→	→		2	83.6104-0220.3 330474	L= 220
G 280 CDI (461.304, 461.346, 461.370, 461.334, 461.339,...)	135	04/09→					
G 300 CDI (461.333)	135	04/10→					
<b>MERCEDES-BENZ - G-KLASSE (W463) 09/89→</b>							
 <b>Bremssattel</b>							
300 GE (463.227, 463.228)	128	06/90→08/97	←	☐		13.9441-0042.2 210280	ATE
350 Turbo GD (463.320, 463.321)	100	09/91→08/96	←	☐		24.4441-0041.5 230081	ATE
G 270 CDI (463.322, 463.323)	115	10/01→	←	☐; V		24.4441-0055.5 230083	ATE
G 300 TD (463.330, 463.331)	130	08/96→07/00	←	☐; V		24.4441-0056.5 230084	ATE
G 320 (463.230, 463.231)	155	09/94→12/97					
G 320 (463.232, 463.233, 463.244, 463.245)	158	07/97→08/04					
G 36 AMG (463.230)	200	01/95→07/98					
G 400 CDI (463.332, 463.333)	184	12/00→					
G 500 (463.247, 463.248, 463.249, 463.240, 463.241,...)	218	04/98→					
G 320 CDI (463.340, 463.341, 463.343)	165	09/06→	←	☐		24.4441-0055.5 230083	ATE
G 350 d (463.348)	180	06/15→	←	☐		24.4441-0056.5 230084	ATE
G 500 (463.222, 463.236, 463.237, 463.242)	285	05/08→					
G 350 CDI	155	07/11→	←	☐		13.9441-0042.2 210280	ATE
			←	☐		24.4441-0041.5 230081	ATE
			←	☐; V		24.4441-0055.5 230083	ATE
			←	☐		24.4441-0055.5 230083	ATE
			←	☐		24.4441-0056.5 230084	ATE
			←	☐; V		24.4441-0056.5 230084	ATE
G 55 AMG (463.243, 463.246)	260	04/99→	←	☐; Achsnummer: 730.331		11.9441-9956.2 220806	ATE - Halter
G 55 AMG (463.270, 463.271)	350	06/04→	←	☐; Achsnummer: 730.306		13.9441-0042.2 210280	ATE
			←	☐; Achsnummer: 730.331		24.3441-9955.5 240772	ATE - Halter
↓							










	kw			 	! #		
<b>MERCEDES-BENZ - G-KLASSE (W463) 09/89→</b>							
 <b>Bremssattel</b>							
G 55 AMG (463.270, 463.271)	368	08/06→	←	☐; Achsnummer: 730.306		24.4441-0041.5 230081	ATE
G 55 AMG (463.270, 463.271)	373	08/08→	←	☐; Achsnummer: 730.306; V		24.4441-0055.5 230083	ATE
			←	☐; Achsnummer: 730.306; V		24.4441-0056.5 230084	ATE
G 63 AMG (463.273)	400	05/12→	→	☐; 06/12→		24.3421-9965.5 240645	ATE - Halter
			→	☐; 06/12→		24.3421-9966.5 240646	ATE - Halter
G 65 AMG	450	05/12→	←	☐; 06/12→		11.9441-9956.2 220806	ATE - Halter
			←	☐; 06/12→		24.3441-9955.5 240772	ATE - Halter
<b>Dichtungssatz, Bremssattel</b>							
300 GE (463.227, 463.228)	128	06/90→08/97	←			13.0441-4408.2 250096	ATE
350 Turbo GD (463.320, 463.321)	100	09/91→08/96					
G 270 CDI (463.322, 463.323)	115	10/01→					
G 300 TD (463.330, 463.331)	130	08/96→07/00					
G 320 (463.230, 463.231)	155	09/94→12/97					
G 320 (463.232, 463.233, 463.244, 463.245)	158	07/97→08/04					
G 350 CDI	155	07/11→					
G 36 AMG (463.230)	200	01/95→07/98					
G 400 CDI (463.332, 463.333)	184	12/00→					
G 500 (463.247, 463.248, 463.249, 463.240, 463.241,....)	218	04/98→					
G 55 AMG (463.243, 463.246)	260	04/99→	←	Achsnummer: 730.306		13.0441-4408.2 250096	ATE
G 55 AMG (463.270, 463.271)	350	06/04→					
G 55 AMG (463.270, 463.271)	368	08/06→					
G 55 AMG (463.270, 463.271)	373	08/08→					
 <b>Bremsschlauch</b>							
300 GE (463.227, 463.228)	128	06/90→08/97	←		2	24.5224-0460.3 331264	L= 460
350 Turbo GD (463.320, 463.321)	100	09/91→08/96	→		2	24.5165-0450.3 331259	L= 450
G 270 CDI (463.322, 463.323)	115	10/01→					
G 300 TD (463.330, 463.331)	130	08/96→07/00					
G 320 (463.230, 463.231)	155	09/94→12/97					
G 320 (463.232, 463.233, 463.244, 463.245)	158	07/97→08/04					
G 36 AMG (463.230)	200	01/95→07/98					
G 400 CDI (463.332, 463.333)	184	12/00→					
G 500 (463.247, 463.248, 463.249, 463.240, 463.241,....)	218	04/98→					
G 320 CDI (463.340, 463.341, 463.343)	165	09/06→	→		2	83.6104-0220.3 330474	L= 220
G 350 CDI	155	07/11→					
G 350 d (463.348)	180	06/15→					
G 500 (463.222, 463.236, 463.237, 463.242)	285	05/08→					
G 500 (463.234, 463.239)	310	06/15→	→	am Bremssattel	2	83.6104-0220.3 330474	L= 220
<b>MERCEDES-BENZ - G-KLASSE Cabrio (W463) 09/89→</b>							
 <b>Bremssattel</b>							
300 GD / G 300 (463.307)	83	12/90→09/97	←	☐		13.9441-0042.2 210280	ATE
300 GE (463.207)	125	09/89→09/97	←	☐		24.4441-0041.5 230081	ATE
320 GE (463.208)	155	09/94→11/97	←	☐; V		24.4441-0055.5 230083	ATE
350 G Turbo-D (463.300)	100	09/91→09/97	←	☐; V		24.4441-0056.5 230084	ATE
G 300 TD (463.308)	130	09/96→07/00					



	kW					! #		
<b>MERCEDES-BENZ - G-KLASSE Cabrio (W463) 09/89→</b>								
<b>Bremssattel</b>								
G 320 (463.209)	158	11/97→	←	☐		13.9441-0042.2	210280	ATE
G 400 CDI (463.309)	184	12/00→	←	☐		24.4441-0041.5	230081	ATE
G 500 (463.202)	285	12/09→	←	☐; V		24.4441-0055.5	230083	ATE
G 500 (463)	218	04/98→	←	☐; V		24.4441-0056.5	230084	ATE
G 320 CDI (463.303)	165	09/06→	←	☐		24.4441-0055.5	230083	ATE
G 350 CDI	155	07/11→	←	☐		24.4441-0056.5	230084	ATE
<b>Dichtungssatz, Bremssattel</b>								
300 GD / G 300 (463.307)	83	12/90→09/97	←			13.0441-4408.2	250096	ATE
300 GE (463.207)	125	09/89→09/97						
320 GE (463.208)	155	09/94→11/97						
350 G Turbo-D (463.300)	100	09/91→09/97						
G 300 TD (463.308)	130	09/96→07/00						
G 320 (463.209)	158	11/97→						
G 400 CDI (463.309)	184	12/00→						
G 500 (463.202)	285	12/09→						
G 500 (463)	218	04/98→						
<b>Bremsschlauch</b>								
300 GD / G 300 (463.307)	83	12/90→09/97	←		2	24.5224-0460.3	331264	L= 460
300 GE (463.207)	125	09/89→09/97	→		2	24.5165-0450.3	331259	L= 450
320 GE (463.208)	155	09/94→11/97						
350 G Turbo-D (463.300)	100	09/91→09/97						
G 300 TD (463.308)	130	09/96→07/00						
G 320 (463.209)	158	11/97→						
G 400 CDI (463.309)	184	12/00→						
G 500 (463.202)	285	12/09→						
G 500 (463)	218	04/98→						
G 320 CDI (463.303)	165	09/06→	→		2	83.6104-0220.3	330474	L= 220
G 350 CDI	155	07/11→						
<b>MERCEDES-BENZ - GLC (X253) 06/15→</b>								
<b>Führungshülzensatz, Bremssattel</b>								
200 d (253.913)	120	04/19→	→			11.0101-5407.2	260011	ATE
200 d 4-matic (253.916)	120	04/19→						
200 EQ Boost (253.980)	145	04/19→						
200 EQ Boost 4-matic (253.981)	145	04/19→						
220 d (253.914)	143	04/19→						
220 d 4-matic (253.905, 253.903)	120	06/15→04/19						
220 d 4-matic (253.905, 253.903)	125	06/15→04/19						
220 d 4-matic (253.915)	143	04/19→						
250 4-matic (253.946)	155	06/15→04/19						
250 d 4-matic (253.909)	150	06/15→04/19						
300 4-matic (253.949)	180	07/15→04/19						
300 d 4-matic (253.919)	180	04/19→						
300 de 4-matic (253.911)	143	05/20→						
300 de 4-matic (253.911)	225	05/20→						
300 e 4-matic (253.953)	155	11/19→						
300 e 4-matic (253.953)	235	11/19→						
300 EQ Boost 4-matic (253.984)	190	04/19→						
350 d 4-matic (253.925)	190	10/16→04/19						
350 e 4-matic (253.954)	155	01/16→04/19						
350 e 4-matic (253.954)	235	01/16→04/19						
400 d 4-matic (253.923)	243	08/19→						
AMG 43 4-matic (253.964)	270	04/16→08/19						
AMG 43 4-matic (253.964)	287	08/19→						
F-CELL 4-matic (253.992, 253.993)	80	04/20→						
F-CELL 4-matic (253.992, 253.993)	155	04/20→						
<b>Führungsbolzen, Bremssattel</b>								
200 d (253.913)	120	04/19→	→			11.8171-0008.1	990049	ATE
200 d 4-matic (253.916)	120	04/19→						
200 EQ Boost (253.980)	145	04/19→						
200 EQ Boost 4-matic (253.981)	145	04/19→						
220 d (253.914)	143	04/19→						

	kW			 	! #		
<b>MERCEDES-BENZ - GLC (X253) 06/15→</b>							
<b>Führungsbolzen, Bremssattel</b>							
220 d 4-matic (253.905, 253.903)	120	06/15→04/19	➔			11.8171-0008.1 990049	ATE
220 d 4-matic (253.905, 253.903)	125	06/15→04/19					
220 d 4-matic (253.915)	143	04/19→					
250 4-matic (253.946)	155	06/15→04/19					
250 d 4-matic (253.909)	150	06/15→04/19					
300 4-matic (253.949)	180	07/15→04/19					
300 d 4-matic (253.919)	180	04/19→					
300 de 4-matic (253.911)	143	05/20→					
300 de 4-matic (253.911)	225	05/20→					
300 e 4-matic (253.953)	155	11/19→					
300 e 4-matic (253.953)	235	11/19→					
300 EQ Boost 4-matic (253.984)	190	04/19→					
350 d 4-matic (253.925)	190	10/16→04/19					
350 e 4-matic (253.954)	155	01/16→04/19					
350 e 4-matic (253.954)	235	01/16→04/19					
400 d 4-matic (253.923)	243	08/19→					
AMG 43 4-matic (253.964)	270	04/16→08/19					
AMG 43 4-matic (253.964)	287	08/19→					
F-CELL 4-matic (253.992, 253.993)	80	04/20→					
F-CELL 4-matic (253.992, 253.993)	155	04/20→					
<b>MERCEDES-BENZ - GLC Coupe (C253) 06/16→</b>							
<b>Führungshülzensatz, Bremssattel</b>							
200 d (253.313)	120	04/19→	➔			11.0101-5407.2 260011	ATE
200 d 4-matic (253.316)	120	04/19→					
200 EQ Boost (253.380)	145	04/19→					
200 EQ Boost 4-matic (253.381)	145	04/19→					
220 d 4-matic (253.303, 253.305)	120	06/16→04/19					
220 d 4-matic (253.303, 253.305)	125	06/16→04/19					
220 d 4-matic (253.315)	143	04/19→					
250 4-matic (253.346)	155	06/16→04/19					
250 d 4-matic (253.309)	150	06/16→04/19					
300 4-matic (253.349)	180	10/16→04/19					
300 d 4-matic (253.319)	180	04/19→					
300 de 4-matic (253.311)	143	05/20→					
300 de 4-matic (253.311)	225	05/20→					
300 e 4-matic (253.353)	155	11/19→					
300 EQ Boost 4-matic (253.384)	190	04/19→					
350 d 4-matic (253.325)	190	10/16→04/19					
350 e 4-matic (253.354)	155	10/16→04/19					
350 e 4-matic (253.354)	235	10/16→04/19					
400 d 4-matic (253.323)	243	08/19→					
AMG 43 4-matic (253.364)	270	10/16→08/19					
AMG 43 4-matic (253.364)	287	08/19→					
<b>Führungsbolzen, Bremssattel</b>							
200 d (253.313)	120	04/19→	➔			11.8171-0008.1 990049	ATE
200 d 4-matic (253.316)	120	04/19→					
200 EQ Boost (253.380)	145	04/19→					
200 EQ Boost 4-matic (253.381)	145	04/19→					
220 d 4-matic (253.303, 253.305)	120	06/16→04/19					
220 d 4-matic (253.303, 253.305)	125	06/16→04/19					
220 d 4-matic (253.315)	143	04/19→					
250 4-matic (253.346)	155	06/16→04/19					
250 d 4-matic (253.309)	150	06/16→04/19					
300 4-matic (253.349)	180	10/16→04/19					
300 d 4-matic (253.319)	180	04/19→					
300 de 4-matic (253.311)	143	05/20→					
300 de 4-matic (253.311)	225	05/20→					
300 e 4-matic (253.353)	155	11/19→					
300 EQ Boost 4-matic (253.384)	190	04/19→					
350 d 4-matic (253.325)	190	10/16→04/19					
350 e 4-matic (253.354)	155	10/16→04/19					
350 e 4-matic (253.354)	235	10/16→04/19					
400 d 4-matic (253.323)	243	08/19→					
↓							

	kW			 	! #		
<b>MERCEDES-BENZ - GLC Coupe (C253) 06/16→</b>							
<b>Führungsbolzen, Bremsattel</b>							
AMG 43 4-matic (253.364)	270	10/16→08/19	➔			11.8171-0008.1	990049 ATE
AMG 43 4-matic (253.364)	287	08/19→					
<b>MERCEDES-BENZ - GLE (W166) 04/15→10/18</b>							
<b>Bremsschlauch</b>							
250 d (166.006)	150	04/15→10/18	➔		2	24.5140-0256.3	331445 L= 660
250 d 4-matic (166.004)	150	04/15→10/18					
320 4-matic (166.062)	200	10/15→10/18					
350 d 4-matic (166.024)	183	04/15→10/18					
350 d 4-matic (166.024)	190	04/15→10/18					
400 4-matic (166.056)	245	04/15→10/18					
450 AMG 4-matic (166.064)	270	10/15→10/18					
500 4-matic (166.073)	320	04/15→10/18					
500 4-matic (166.073)	335	10/15→10/18					
500 e 4-matic (166.063)	245	04/15→10/18					
500 e 4-matic (166.063)	325	04/15→10/18					
AMG 43 4-matic (166.064)	270	05/16→10/18					
AMG 43 4-matic (166.064)	287	06/17→10/18					
AMG 63 4-matic (166.074)	410	04/15→10/18					
AMG 63 S 4-matic (166.075)	430	04/15→10/18					
<b>MERCEDES-BENZ - GLE Coupe (C292) 03/15→10/19</b>							
<b>Bremsschlauch</b>							
350 d 4-matic (292.323, 292.324)	190	03/15→10/19	➔		2	24.5140-0256.3	331445 L= 660
400 4-matic (292.356)	245	03/15→10/19					
450 AMG 4-matic (292.364)	270	03/15→10/19					
500 4-matic (292.373)	335	10/15→10/19					
AMG 43 4-matic (292.364)	270	05/16→10/19					
AMG 43 4-matic (292.364)	287	06/17→10/19					
AMG 63 4-matic (292.374)	410	03/15→10/19					
AMG 63 S 4-matic (292.375)	430	03/15→10/19					
<b>MERCEDES-BENZ - GLK-KLASSE (X204) 06/08→12/15</b>							
<b>Bremsattel</b>							
200 (204.934)	135	08/13→06/15	➔	☐		24.3421-1713.5	241165 BOS - Halter
200 CDI (204.901)	100	12/13→06/15					
200 CDI (204.901)	105	07/10→06/15	➔	☐		24.3421-1714.5	241166 BOS - Halter
250 (204.936)	155	08/13→06/15					
250 4-matic (204.937)	155	08/13→06/15					
250 CDI 4-matic (204.982, 204.904)	150	09/09→06/15					
300 4-matic (204.981)	170	07/09→12/15					
300 4-matic (204.990)	185	09/09→06/15					
350 (204.956)	200	04/09→06/15					
350 CDI 4-matic (204.992)	165	07/09→01/10					
350 CDI 4-matic (204.992)	170	02/10→06/15					
350 CDI 4-matic (204.993)	195	07/12→06/15					
220 CDI (204.902)	120	12/08→06/15	➔	☐; 04/09→		24.3421-1713.5	241165 BOS - Halter
220 CDI (204.902)	125	12/08→06/15					
220 CDI 4-matic (204.984, 204.997)	125	12/08→06/15	➔	☐; 04/09→		24.3421-1714.5	241166 BOS - Halter
220 CDI 4-matic (204.984)	120	12/08→06/15					
280 4-matic (204.981)	170	06/08→06/09	➔	☐; 09/08→		24.3421-1713.5	241165 BOS - Halter
320 CDI 4-matic (204.983)	165	06/08→06/15	➔	☐; 09/08→		24.3421-1714.5	241166 BOS - Halter
350 4-matic (204.987)	200	06/08→04/11					
350 4-matic (204.988)	225	06/08→06/15					
<b>Bremsschlauch</b>							
200 (204.934)	135	08/13→06/15	➔		2	24.5140-0493.3	331559 L= 490
200 CDI (204.901)	100	12/13→06/15					
200 CDI (204.901)	105	07/10→06/15	➔		2	24.5172-0305.3	331312 L= 305
↓							

**MERCEDES-BENZ - GLK-KLASSE (X204) 06/08→12/15**

**Bremsschlauch**

250 (204.936)	155	08/13→06/15	←		2	<b>24.5140-0493.3</b>	<b>331559</b>	L= 490
250 4-matic (204.937)	155	08/13→06/15						
250 CDI 4-matic (204.982, 204.904)	150	09/09→06/15	→		2	<b>24.5172-0305.3</b>	<b>331312</b>	L= 305
300 4-matic (204.981)	170	07/09→12/15						
300 4-matic (204.990)	185	09/09→06/15						
350 (204.956)	200	04/09→06/15						
350 CDI 4-matic (204.992)	165	07/09→01/10						
350 CDI 4-matic (204.992)	170	02/10→06/15						
350 CDI 4-matic (204.993)	195	07/12→06/15						
220 CDI (204.902)	120	12/08→06/15	←	04/09→	2	<b>24.5140-0493.3</b>	<b>331559</b>	L= 490
220 CDI (204.902)	125	12/08→06/15						
220 CDI 4-matic (204.984, 204.997)	125	12/08→06/15	→	04/09→	2	<b>24.5172-0305.3</b>	<b>331312</b>	L= 305
220 CDI 4-matic (204.984)	120	12/08→06/15						
280 4-matic (204.981)	170	06/08→06/09	←	09/08→	2	<b>24.5140-0493.3</b>	<b>331559</b>	L= 490
320 CDI 4-matic (204.983)	165	06/08→06/15						
350 4-matic (204.987)	200	06/08→04/11	→	09/08→	2	<b>24.5172-0305.3</b>	<b>331312</b>	L= 305
350 4-matic (204.988)	225	06/08→06/15						

**MERCEDES-BENZ - GL-KLASSE (X164) 09/06→12/12**

**Bremssattel**














GL 320 CDI / 350 BlueTEC 4-matic (164.824, 164.825)	155	12/09→08/12	→	☐; → 06/12		<b>24.3421-9965.5</b>	<b>240645</b>	ATE - Halter
GL 350 CDI 4-matic (164.822)	165	05/09→08/12	→	☐; → 06/12		<b>24.3421-9966.5</b>	<b>240646</b>	ATE - Halter
GL 350 CDI 4-matic (164.823)	195	10/10→08/12						
GL 450 4-matic (164.871)	250	09/06→08/12						
GL 450 CDI 4-matic (164.828)	225	05/09→08/12						
GL 500 4-matic (164.886)	285	09/06→12/12						
GL 320 CDI 4-matic (164.822)	165	09/06→05/09	→	☐		<b>24.3421-9965.5</b>	<b>240645</b>	ATE - Halter
GL 420 CDI 4-matic (164.828)	225	09/06→05/09	→	☐		<b>24.3421-9966.5</b>	<b>240646</b>	ATE - Halter











**Feder, Bremssattel**

GL 320 CDI / 350 BlueTEC 4-matic (164.824, 164.825)	155	12/09→08/12		→ 06/12	2	<b>11.8116-0133.1</b>	<b>390511</b>	ATE
GL 350 CDI 4-matic (164.822)	165	05/09→08/12	→	→ 06/12	2	<b>11.8116-0323.1</b>	<b>390459</b>	ATE
GL 350 CDI 4-matic (164.823)	195	10/10→08/12						
GL 450 4-matic (164.871)	250	09/06→08/12						
GL 450 CDI 4-matic (164.828)	225	05/09→08/12						
GL 500 4-matic (164.886)	285	09/06→12/12						
GL 320 CDI 4-matic (164.822)	165	09/06→05/09			2	<b>11.8116-0133.1</b>	<b>390511</b>	ATE
GL 420 CDI 4-matic (164.828)	225	09/06→05/09	→		2	<b>11.8116-0323.1</b>	<b>390459</b>	ATE









**Führungshülzensatz, Bremssattel**

GL 320 CDI / 350 BlueTEC 4-matic (164.824, 164.825)	155	12/09→08/12	←	→ 06/12		<b>11.0101-7003.2</b>	<b>260124</b>	ATE
GL 350 CDI 4-matic (164.822)	165	05/09→08/12	→	→ 06/12		<b>11.0101-5407.2</b>	<b>260011</b>	ATE
GL 350 CDI 4-matic (164.823)	195	10/10→08/12						
GL 450 4-matic (164.871)	250	09/06→08/12						
GL 450 CDI 4-matic (164.828)	225	05/09→08/12						
GL 500 4-matic (164.886)	285	09/06→12/12						
GL 320 CDI 4-matic (164.822)	165	09/06→05/09	←			<b>11.0101-7003.2</b>	<b>260124</b>	ATE
			→			<b>11.0101-5407.2</b>	<b>260011</b>	ATE








	kW					! #		
<b>MERCEDES-BENZ - GL-KLASSE (X164) 09/06→12/12</b>								
<b>Führungshülzensatz, Bremsattel</b>								
GL 420 CDI 4-matic (164.828)	225	09/06→05/09	←			11.0101-7003.2	260124	ATE
			→			11.0101-5407.2	260011	ATE
<b>Führungsbolzen, Bremsattel</b>								
GL 320 CDI / 350 BlueTEC 4-matic (164.824, 164.825)	155	12/09→08/12		→ 06/12	2	11.8171-0008.1	990049	ATE
GL 350 CDI 4-matic (164.822)	165	05/09→08/12		→ 06/12		11.8171-0096.1	250155	ATE
GL 350 CDI 4-matic (164.823)	195	10/10→08/12						
GL 450 4-matic (164.871)	250	09/06→08/12						
GL 450 CDI 4-matic (164.828)	225	05/09→08/12						
GL 500 4-matic (164.886)	285	09/06→12/12						
GL 320 CDI 4-matic (164.822)	165	09/06→05/09			2	11.8171-0008.1	990049	ATE
GL 420 CDI 4-matic (164.828)	225	09/06→05/09				11.8171-0096.1	250155	ATE
<b> Bremsschlauch</b>								
GL 320 CDI / 350 BlueTEC 4-matic (164.824, 164.825)	155	12/09→08/12	←	→ 06/12	2	24.5123-0545.3	331240	L= 545
GL 350 CDI 4-matic (164.822)	165	05/09→08/12	→	→ 06/12	2	24.5123-0610.3	331241	L= 610
GL 350 CDI 4-matic (164.823)	195	10/10→08/12						
GL 450 4-matic (164.871)	250	09/06→08/12						
GL 450 CDI 4-matic (164.828)	225	05/09→08/12						
GL 500 4-matic (164.886)	285	09/06→12/12						
GL 320 CDI 4-matic (164.822)	165	09/06→05/09	←		2	24.5123-0545.3	331240	L= 545
GL 420 CDI 4-matic (164.828)	225	09/06→05/09	→		2	24.5123-0610.3	331241	L= 610
<b>MERCEDES-BENZ - GL-KLASSE (X166) 07/12→12/15</b>								
<b> Bremsschlauch</b>								
GL 350 CDI / BlueTec 4-matic (166.823, 166.824)	190	07/12→10/15	←		2	24.5140-0256.3	331445	L= 660
GL 350 CDI / BlueTEC 4-matic (166.824)	183	07/12→10/15						
GL 400 4-matic (166.856)	245	08/13→10/15						
GL 500 4-matic (166.873)	300	07/14→10/15						
GL 500 4-matic (166.873)	320	07/12→10/15						
GL 63 AMG 4-matic (166.874)	410	07/12→10/15						
<b>MERCEDES-BENZ - GLS (X166) 11/15→04/19</b>								
<b> Bremsschlauch</b>								
350 d 4-matic (166.824)	190	11/15→04/19	←		2	24.5140-0256.3	331445	L= 660
400 4-matic (166.856)	245	11/15→04/19						
500 4-matic (166.873)	335	11/15→04/19						
AMG 63 4-matic (166.875)	430	11/15→04/19						
<b>MERCEDES-BENZ - MB Bus (631) 02/88→04/96</b>								
<b> Bremsattel</b>								
D (631.333, 631.343, 631.334, 631.344)	55	12/90→02/96	←		2	24.3481-1759.5	240339	BDX - Halter
<b> Bremsschlauch</b>								
D (631.333, 631.343, 631.334, 631.344)	55	12/90→02/96	←		4	24.5232-0388.3	330580	L= 360
<b>MERCEDES-BENZ - MB Kasten (631) 02/88→04/96</b>								
<b> Bremsattel</b>								
D (631.332, 631.342)	55	12/90→02/96	←		2	24.3481-1759.5	240339	BDX - Halter










	kw			 	! #		
<b>MERCEDES-BENZ - MB Kasten (631) 02/88→04/96</b>							
 <b>Bremsschlauch</b>							
D (631.332, 631.342)	55	12/90→02/96	←		4	24.5232-0388.3 330580	L= 360
<b>MERCEDES-BENZ - M-KLASSE (W163) 02/98→07/05</b>							
 <b>Bremssattel</b>							
ML 230 (163.136)	110	02/98→06/05	←	☐; 03/98→		24.3601-1725.5 240784	TRW - Halter
			←	☐; 03/98→		24.3601-1726.5 240785	TRW - Halter
			→	☐; 03/98→		24.3441-1703.5 241129	- Halter
			→	☐; 03/98→		24.3441-1704.5 241130	- Halter
ML 270 CDI (163.113)	120	12/99→06/05	←	☐; → A289559		24.3601-1725.5 240784	TRW - Halter
			←	☐; → X754619		24.3601-1725.5 240784	TRW - Halter
			←	☐; → X754619		24.3601-1726.5 240785	TRW - Halter
			←	☐; → A289559		24.3601-1726.5 240785	TRW - Halter
			→	☐; → A289559		24.3441-1703.5 241129	- Halter
			→	☐; → X754619		24.3441-1703.5 241129	- Halter
			→	☐; → X754619		24.3441-1704.5 241130	- Halter
			→	☐; → A289559		24.3441-1704.5 241130	- Halter
ML 320 (163.154)	160	02/98→08/02	←	☐; 03/98→; → A289559		24.3601-1725.5 240784	TRW - Halter
			←	☐; 03/98→; → X754619		24.3601-1725.5 240784	TRW - Halter
			←	☐; 03/98→; → X754619		24.3601-1726.5 240785	TRW - Halter
			←	☐; 03/98→; → A289559		24.3601-1726.5 240785	TRW - Halter
			→	☐; 03/98→; → X754619		24.3441-1703.5 241129	- Halter
			→	☐; 03/98→; → A289559		24.3441-1703.5 241129	- Halter
			→	☐; 03/98→; → X754619		24.3441-1704.5 241130	- Halter
			→	☐; 03/98→; → A289559		24.3441-1704.5 241130	- Halter
ML 430 (163.172)	200	02/98→06/05	←	☐; 09/98→; → X707755		24.3601-1725.5 240784	TRW - Halter
			←	☐; 09/98→; → A145272		24.3601-1725.5 240784	TRW - Halter
			←	☐; 09/98→; → A145272		24.3601-1726.5 240785	TRW - Halter
			←	☐; 09/98→; → X707755		24.3601-1726.5 240785	TRW - Halter
			→	☐; 09/98→; → A145272		24.3441-1703.5 241129	- Halter
			→	☐; 09/98→; → X707755		24.3441-1703.5 241129	- Halter
			→	☐; 09/98→; → X707755		24.3441-1704.5 241130	- Halter
			→	☐; 09/98→; → A145272		24.3441-1704.5 241130	- Halter
 <b>Bremsschlauch</b>							
ML 230 (163.136) ML 320 (163.154)	110	02/98→06/05	←	☐; 03/98→ 08/00		24.5143-0534.3 331490	L= 525
	160	02/98→08/02	←	☐; 03/98→ 08/00		24.5143-0535.3 331491	L= 525
			←	☐; 09/00→		83.6211-0535.3 330627	L= 525
			←	☐; 09/00→		83.6211-0536.3 330628	L= 525
			→	03/98→	2	83.6105-0300.3 330537	L= 300
ML 270 CDI (163.113) ML 55 AMG (163.174)	120	12/99→06/05	←	☐; → 08/00		24.5143-0534.3 331490	L= 525
	255	02/00→06/05	←	☐; → 08/00		24.5143-0535.3 331491	L= 525
			←	☐; 09/00→		83.6211-0535.3 330627	L= 525
			←	☐; 09/00→		83.6211-0536.3 330628	L= 525
			→		2	83.6105-0300.3 330537	L= 300
ML 350 ML 400 CDI (163.128) ML 500 (163.175)	173	02/03→06/05	←	☐		83.6211-0535.3 330627	L= 525
	184	09/01→06/05	←	☐		83.6211-0536.3 330628	L= 525
	215	09/01→06/05	→		2	83.6105-0300.3 330537	L= 300
ML 430 (163.172)	200	02/98→06/05	←	☐; 09/98→ 08/00		24.5143-0534.3 331490	L= 525
			←	☐; 09/98→ 08/00		24.5143-0535.3 331491	L= 525
			←	☐; 09/00→		83.6211-0535.3 330627	L= 525
			←	☐; 09/00→		83.6211-0536.3 330628	L= 525
			→	09/98→	2	83.6105-0300.3 330537	L= 300

















	kW			 	! #		
<b>MERCEDES-BENZ - M-KLASSE (W164) 02/05→12/12</b>							
<b> Bremssattel</b>							
ML 280 CDI 4-matic (164.120)	140	07/05→07/09	➡	☐; Felgenreöße [Zoll]: 18		24.3421-9965.5 240645	ATE - Halter
ML 320 CDI 4-matic (164.122)	165	07/05→07/09	➡	☐; Felgenreöße [Zoll]: 18		24.3421-9966.5 240646	ATE - Halter
ML 320 CDI 4-matic (164.124, 164.125, 164.122)	155	07/05→07/11					
ML 300 CDI 4-matic (164.120)	140	07/09→12/11	➡	☐; → 05/11; Felgenreöße [Zoll]: 18		24.3421-9965.5 240645	ATE - Halter
ML 300 CDI 4-matic (164.121)	150	02/10→12/11	➡	☐; → 05/11; Felgenreöße [Zoll]: 18		24.3421-9966.5 240646	ATE - Halter
ML 350 4-matic (164.186)	200	02/05→12/11					
ML 350 CDI 4-matic (164.122)	165	07/09→12/11					
ML 350 CDI 4-matic (164.125, 164.124)	155	09/09→12/11					
ML 350 CDI 4-matic (164.125, 164.124)	170	02/10→12/11					
ML 500 4-matic (164.172)	285	12/07→12/11					
ML 500 4-matic (164.175)	225	07/05→12/11					
ML 420 CDI 4-matic (164.128)	225	02/06→09/09	➡	☐; 04/06→		24.3421-9965.5 240645	ATE - Halter
			➡	☐; 04/06→		24.3421-9966.5 240646	ATE - Halter
ML 450 CDI 4-matic (164.128)	225	09/09→12/11	➡	☐; → 05/11		24.3421-9965.5 240645	ATE - Halter
			➡	☐; → 05/11		24.3421-9966.5 240646	ATE - Halter
<b>Feder, Bremssattel</b>							
ML 280 CDI 4-matic (164.120)	140	07/05→07/09			2	11.8116-0133.1 390511	ATE
ML 320 CDI 4-matic (164.122)	165	07/05→07/09				11.8116-0323.1 390459	ATE
ML 320 CDI 4-matic (164.124, 164.125, 164.122)	155	07/05→07/11					
ML 300 CDI 4-matic (164.120)	140	07/09→12/11		→ 05/11	2	11.8116-0133.1 390511	ATE
ML 300 CDI 4-matic (164.121)	150	02/10→12/11				11.8116-0323.1 390459	ATE
ML 350 4-matic (164.186)	200	02/05→12/11					
ML 350 CDI 4-matic (164.122)	165	07/09→12/11					
ML 350 CDI 4-matic (164.125, 164.124)	155	09/09→12/11					
ML 350 CDI 4-matic (164.125, 164.124)	170	02/10→12/11					
ML 450 CDI 4-matic (164.128)	225	09/09→12/11					
ML 500 4-matic (164.172)	285	12/07→12/11					
ML 500 4-matic (164.175)	225	07/05→12/11					
ML 420 CDI 4-matic (164.128)	225	02/06→09/09		04/06→	2	11.8116-0133.1 390511	ATE
						11.8116-0323.1 390459	ATE
ML 63 AMG 4-matic (164.177)	375	01/06→12/11		→ 05/11	2	11.8116-0353.2 390585	ATE
<b>Führungshülzensatz, Bremssattel</b>							
ML 280 CDI 4-matic (164.120)	140	07/05→07/09	←			11.0101-7003.2 260124	ATE
ML 320 CDI 4-matic (164.122)	165	07/05→07/09	➡			11.0101-5407.2 260011	ATE
ML 320 CDI 4-matic (164.124, 164.125, 164.122)	155	07/05→07/11					
ML 300 CDI 4-matic (164.120)	140	07/09→12/11	←	→ 05/11		11.0101-7003.2 260124	ATE
ML 300 CDI 4-matic (164.121)	150	02/10→12/11	➡	→ 05/11		11.0101-5407.2 260011	ATE
ML 350 4-matic (164.186)	200	02/05→12/11					
ML 350 CDI 4-matic (164.122)	165	07/09→12/11					
ML 350 CDI 4-matic (164.125, 164.124)	155	09/09→12/11					
ML 350 CDI 4-matic (164.125, 164.124)	170	02/10→12/11					
↓							



















	kW					! #		
<b>MERCEDES-BENZ - M-KLASSE (W164) 02/05→12/12</b>								
<b>Führungshülzensatz, Bremsattel</b>								
ML 450 CDI 4-matic (164.128)	225	09/09→12/11	←	→ 05/11			11.0101-7003.2 260124	ATE
ML 500 4-matic (164.172)	285	12/07→12/11	→	→ 05/11			11.0101-5407.2 260011	ATE
ML 500 4-matic (164.175)	225	07/05→12/11						
ML 420 CDI 4-matic (164.128)	225	02/06→09/09	←	04/06→			11.0101-7003.2 260124	ATE
			→	04/06→			11.0101-5407.2 260011	ATE
ML 63 AMG 4-matic (164.177)	375	01/06→12/11	←	→ 05/11			11.0101-5706.2 260097	ATE
<b>Führungsbolzen, Bremsattel</b>								
ML 280 CDI 4-matic (164.120)	140	07/05→07/09			2		11.8171-0008.1 990049	ATE
ML 320 CDI 4-matic (164.122)	165	07/05→07/09					11.8171-0096.1 250155	ATE
ML 320 CDI 4-matic (164.124, 164.125, 164.122)	155	07/05→07/11						
ML 300 CDI 4-matic (164.120)	140	07/09→12/11		→ 05/11	2		11.8171-0008.1 990049	ATE
ML 300 CDI 4-matic (164.121)	150	02/10→12/11		→ 05/11			11.8171-0096.1 250155	ATE
ML 350 4-matic (164.186)	200	02/05→12/11						
ML 350 CDI 4-matic (164.122)	165	07/09→12/11						
ML 350 CDI 4-matic (164.125, 164.124)	155	09/09→12/11						
ML 350 CDI 4-matic (164.125, 164.124)	170	02/10→12/11						
ML 450 CDI 4-matic (164.128)	225	09/09→12/11						
ML 500 4-matic (164.172)	285	12/07→12/11						
ML 500 4-matic (164.175)	225	07/05→12/11						
ML 420 CDI 4-matic (164.128)	225	02/06→09/09		04/06→	2		11.8171-0008.1 990049	ATE
				04/06→			11.8171-0096.1 250155	ATE
ML 63 AMG 4-matic (164.177)	375	01/06→12/11		→ 05/11			11.8171-0067.1 250153	ATE
<b>Bremsschlauch</b>								
ML 280 CDI 4-matic (164.120)	140	07/05→07/09	←		2		24.5123-0545.3 331240	L= 545
ML 320 CDI 4-matic (164.122)	165	07/05→07/09	→		2		24.5123-0610.3 331241	L= 610
ML 320 CDI 4-matic (164.124, 164.125, 164.122)	155	07/05→07/11						
ML 300 CDI 4-matic (164.120)	140	07/09→12/11	←	→ 05/11	2		24.5123-0545.3 331240	L= 545
ML 300 CDI 4-matic (164.121)	150	02/10→12/11	→	→ 05/11	2		24.5123-0610.3 331241	L= 610
ML 350 4-matic (164.186)	200	02/05→12/11						
ML 350 CDI 4-matic (164.122)	165	07/09→12/11						
ML 350 CDI 4-matic (164.125, 164.124)	155	09/09→12/11						
ML 350 CDI 4-matic (164.125, 164.124)	170	02/10→12/11						
ML 450 CDI 4-matic (164.128)	225	09/09→12/11						
ML 500 4-matic (164.172)	285	12/07→12/11						
ML 500 4-matic (164.175)	225	07/05→12/11						
ML 63 AMG 4-matic (164.177)	375	01/06→12/11						
ML 420 CDI 4-matic (164.128)	225	02/06→09/09	←	04/06→	2		24.5123-0545.3 331240	L= 545
			→	04/06→	2		24.5123-0610.3 331241	L= 610
<b>MERCEDES-BENZ - M-KLASSE (W166) 06/11→12/15</b>								
<b>Bremsschlauch</b>								
ML 250 CDI / BlueTEC 4-matic (166.004, 166.003)	150	06/11→12/15	←		2		24.5140-0256.3 331445	L= 660

	kW			 	! #		
<b>MERCEDES-BENZ - M-KLASSE (W166) 06/11→12/15</b>							
 <b>Bremsschlauch</b>							
ML 350 4-matic (166.057)	225	06/11→12/15	←		2	24.5140-0256.3 331445	L= 660
ML 350 BlueTEC 4-matic (166.024)	190	06/11→02/15					
ML 400 4-matic (166.056)	245	08/13→02/15					
ML 500 4-matic (166.073)	300	02/12→02/15					
ML 300 4-matic (166.055)	185	08/12→02/15	←	04/14→	2	24.5140-0256.3 331445	L= 660
ML 63 AMG 4-matic (166.074)	386	11/11→02/15	←	04/12→	2	24.5140-0256.3 331445	L= 660
ML 63 AMG 4-matic (166.074)	410	11/11→02/15					
<b>MERCEDES-BENZ - R-KLASSE (W251, V251) 08/05→10/17</b>							
 <b>Bremssattel</b>							
R 280 (251.054, 251.154)	170	01/07→12/14	→	☐; Felgenreöße [Zoll]: 18		24.3421-9965.5 240645	ATE - Halter
R 280 CDI 4-matic (251.020)	140	05/06→12/12	→	☐; Felgenreöße [Zoll]: 18		24.3421-9966.5 240646	ATE - Halter
R 300 (251.054, 251.154)	170	07/09→12/14					
R 300 CDI (251.021, 251.121, 251.026, 251.126)	140	07/09→12/12					
R 300 CDI 4-matic (251.020)	140	07/09→12/12					
R 320 CDI 4-matic (251.022, 251.122)	165	01/06→07/10					
R 320 CDI 4-matic (251.125)	155	01/06→12/12					
R 350 (251.056, 251.156)	200	01/07→12/12					
R 350 CDI 4-matic (251.022, 251.122)	165	07/09→12/12					
R 350 CDI 4-matic (251.023, 251.123)	195	08/10→12/14					
R 350 CGI 4-matic (251.057, 251.157)	225	10/11→12/14					
R 500 4-matic (251.072, 251.172)	285	05/07→12/14					
R 500 4-matic (251.075, 251.175)	225	08/05→12/14					
R 280 CDI (251.121, 251.026, 251.126)	140	05/06→12/12	→	☐; für Fahrzeuge mit 3. Sitzreihe		24.3421-9965.5 240645	ATE - Halter
R 350 4-matic (251.065, 251.165)	200	08/05→12/12	→	☐; für Fahrzeuge mit 3. Sitzreihe		24.3421-9966.5 240646	ATE - Halter
R 350 CDI 4-matic (251.124, 251.125)	155	01/06→12/14	→	☐; 05/09→; Felgenreöße [Zoll]: 18		24.3421-9965.5 240645	ATE - Halter
			→	☐; 05/09→; Felgenreöße [Zoll]: 18		24.3421-9966.5 240646	ATE - Halter
<b>Feder, Bremssattel</b>							
R 280 (251.054, 251.154)	170	01/07→12/14			2	11.8116-0323.1 390459	ATE
R 280 CDI (251.121, 251.026, 251.126)	140	05/06→12/12					
R 300 (251.054, 251.154)	170	07/09→12/14					
R 300 CDI (251.021, 251.121, 251.026, 251.126)	140	07/09→12/12					
R 320 CDI 4-matic (251.125)	155	01/06→12/12					
R 350 (251.056, 251.156)	200	01/07→12/12					
R 350 4-matic (251.065, 251.165)	200	08/05→12/12					
R 350 CDI 4-matic (251.023, 251.123)	195	08/10→12/14					
R 350 CGI 4-matic (251.057, 251.157)	225	10/11→12/14					
R 500 4-matic (251.072, 251.172)	285	05/07→12/14					
R 500 4-matic (251.075, 251.175)	225	08/05→12/14					
R 280 CDI 4-matic (251.020)	140	05/06→12/12			2	11.8116-0323.1 390459	ATE
R 300 CDI 4-matic (251.020)	140	07/09→12/12	←	für Fahrzeuge ohne Sportpaket	2	11.8116-0133.1 390511	ATE
↓							








	kW					! #			
<b>MERCEDES-BENZ - R-KLASSE (W251, V251) 08/05→10/17</b>									
<b>Feder, Bremssattel</b>									
R 320 CDI 4-matic (251.022, 251.122)	165	01/06→07/10				2	11.8116-0323.1	390459	ATE
R 350 CDI 4-matic (251.022, 251.122)	165	07/09→12/12	←	für Fahrzeuge ohne Sportpaket		2	11.8116-0133.1	390511	ATE
R 350 CDI 4-matic (251.124, 251.125)	155	01/06→12/14		05/09→		2	11.8116-0323.1	390459	ATE
R 63 AMG 4-matic (251.077, 251.177)	375	02/06→12/10				2	11.8116-0353.2	390585	ATE
<b>Führungshülzensatz, Bremssattel</b>									
R 280 (251.054, 251.154)	170	01/07→12/14	←				11.0101-7003.2	260124	ATE
R 280 CDI (251.121, 251.026, 251.126)	140	05/06→12/12	→				11.0101-5407.2	260011	ATE
R 280 CDI 4-matic (251.020)	140	05/06→12/12							
R 300 (251.054, 251.154)	170	07/09→12/14							
R 300 CDI (251.021, 251.121, 251.026, 251.126)	140	07/09→12/12							
R 300 CDI 4-matic (251.020)	140	07/09→12/12							
R 320 CDI 4-matic (251.022, 251.122)	165	01/06→07/10							
R 320 CDI 4-matic (251.125)	155	01/06→12/12							
R 350 (251.056, 251.156)	200	01/07→12/12							
R 350 4-matic (251.065, 251.165)	200	08/05→12/12							
R 350 CDI 4-matic (251.022, 251.122)	165	07/09→12/12							
R 350 CDI 4-matic (251.023, 251.123)	195	08/10→12/14							
R 350 CGI 4-matic (251.057, 251.157)	225	10/11→12/14							
R 500 4-matic (251.072, 251.172)	285	05/07→12/14							
R 500 4-matic (251.075, 251.175)	225	08/05→12/14							
R 350 CDI 4-matic (251.124, 251.125)	155	01/06→12/14	←	05/09→			11.0101-7003.2	260124	ATE
			→	05/09→			11.0101-5407.2	260011	ATE
R 63 AMG 4-matic (251.077, 251.177)	375	02/06→12/10	←				11.0101-5706.2	260097	ATE
<b>Führungsbolzen, Bremssattel</b>									
R 280 (251.054, 251.154)	170	01/07→12/14				2	11.8171-0008.1	990049	ATE
R 280 CDI (251.121, 251.026, 251.126)	140	05/06→12/12					11.8171-0096.1	250155	ATE
R 280 CDI 4-matic (251.020)	140	05/06→12/12							
R 300 (251.054, 251.154)	170	07/09→12/14							
R 300 CDI (251.021, 251.121, 251.026, 251.126)	140	07/09→12/12							
R 300 CDI 4-matic (251.020)	140	07/09→12/12							
R 320 CDI 4-matic (251.022, 251.122)	165	01/06→07/10							
R 320 CDI 4-matic (251.125)	155	01/06→12/12							
R 350 (251.056, 251.156)	200	01/07→12/12							
R 350 4-matic (251.065, 251.165)	200	08/05→12/12							
R 350 CDI 4-matic (251.022, 251.122)	165	07/09→12/12							
R 350 CDI 4-matic (251.023, 251.123)	195	08/10→12/14							
R 350 CGI 4-matic (251.057, 251.157)	225	10/11→12/14							
R 500 4-matic (251.072, 251.172)	285	05/07→12/14							
R 500 4-matic (251.075, 251.175)	225	08/05→12/14							
R 350 CDI 4-matic (251.124, 251.125)	155	01/06→12/14		05/09→		2	11.8171-0008.1	990049	ATE
				05/09→			11.8171-0096.1	250155	ATE
↓									

	kW			 	! #		
<b>MERCEDES-BENZ - R-KLASSE (W251, V251) 08/05→10/17</b>							
<b>Führungsbolzen, Bremsattel</b>							
R 63 AMG 4-matic (251.077, 251.177)	375	02/06→12/10				11.8171-0067.1 250153	ATE
<b>Bremsschlauch</b>							
R 280 (251.054, 251.154)	170	01/07→12/14	←	A100707→	2	24.5140-0555.3 331578	L= 555
R 280 CDI (251.121, 251.026, 251.126)	140	05/06→12/12					
R 280 CDI 4-matic (251.020)	140	05/06→12/12					
R 300 (251.054, 251.154)	170	07/09→12/14					
R 300 CDI (251.021, 251.121, 251.026, 251.126)	140	07/09→12/12					
R 300 CDI 4-matic (251.020)	140	07/09→12/12					
R 320 CDI 4-matic (251.022, 251.122)	165	01/06→07/10					
R 320 CDI 4-matic (251.125)	155	01/06→12/12					
R 350 (251.056, 251.156)	200	01/07→12/12					
R 350 4-matic (251.065, 251.165)	200	08/05→12/12					
R 350 CDI 4-matic (251.022, 251.122)	165	07/09→12/12					
R 350 CDI 4-matic (251.023, 251.123)	195	08/10→12/14					
R 350 CDI 4-matic (251.124, 251.125)	155	01/06→12/14					
R 350 CGI 4-matic (251.057, 251.157)	225	10/11→12/14					
R 500 4-matic (251.072, 251.172)	285	05/07→12/14					
R 500 4-matic (251.075, 251.175)	225	08/05→12/14					
R 63 AMG 4-matic (251.077, 251.177)	375	02/06→12/10					
<b>MERCEDES-BENZ - S-KLASSE (W140) 02/91→10/98</b>							
<b>Bremssattel</b>							
300 SE, SEL/S320 (140.032, 140.033)	170	03/91→10/98	←	☐; 04/91→; → A050547; mit Leichtmetallfelge		24.9571-7006.5 230062	
			←	☐; 04/91→; → A023718; ohne Leichtmetallfelge		24.9571-7006.5 230062	
			→	☐; 07/93→		24.9240-8013.5 230019	ATE
			→	☐; 04/91→ 06/93		24.9240-8013.5 230019	ATE
			→	☐; 04/91→ 06/93		24.9240-8014.5 230020	ATE
			→	☐; 07/93→		24.9240-8014.5 230020	ATE
300 SE 2.8 (140.028) S 280 (140.028)	145 142	01/93→10/98 02/93→10/98	→	☐; 07/93→		24.9240-8013.5 230019	ATE
			→	☐; → 06/93		24.9240-8013.5 230019	ATE
			→	☐; → 06/93		24.9240-8014.5 230020	ATE
400 SE, SEL/S420 (140.042, 140.043) 500 SE, SEL (140.050, 140.051)	210 240	02/91→10/98 02/91→10/98	→	☐; 07/93→		24.9246-8001.5 230021	ATE
			→	☐; 04/91→ 06/93		24.9246-8001.5 230021	ATE
			→	☐; 07/93→		24.9246-8002.5 230022	ATE
S 300 Turbo-D (140.135)	130	05/96→10/98	→	☐		24.9240-8013.5 230019	ATE
			→	☐		24.9240-8014.5 230020	ATE
S 350 Turbo-D (140.134)	110	01/93→10/98	→	☐; 07/93→ 06/96		24.9240-8013.5 230019	ATE
			→	☐; 03/93→ 06/93		24.9240-8013.5 230019	ATE
			→	☐; 07/93→ 06/96		24.9240-8014.5 230020	ATE
			→	☐; 03/93→ 06/93		24.9240-8014.5 230020	ATE
S 420 (140.042) S 500 (140.050, 140.051) S 600 (140.056, 140.057) ↓	205 235	01/93→10/98 01/93→10/98	→	☐; 07/93→		24.9246-8001.5 230021	ATE
			→	☐; 07/93→		24.9246-8002.5 230022	ATE









	kW			 	! #		
<b>MERCEDES-BENZ - S-KLASSE (W140) 02/91→10/98</b>							
<b>Dichtungssatz, Bremssattel</b>							
400 SE, SEL/S420 (140.042, 140.043)	210	02/91→10/98	➡	04/91→ 06/93		13.0441-4601.2 250099	ATE
500 SE, SEL (140.050, 140.051)	240	02/91→10/98	➡	07/93→		13.0441-4601.2 250099	ATE
S 420 (140.042)	205	01/93→10/98	➡	07/93→		13.0441-4601.2 250099	ATE
S 500 (140.050, 140.051)	235	01/93→10/98					
S 600 (140.056, 140.057)	290	01/93→10/98					
<b> Bremsschlauch</b>							
300 SE, SEL/S320 (140.032, 140.033)	170	03/91→10/98	←	A290167→	2	24.5113-0483.3 331397	L= 480
400 SE, SEL/S420 (140.042, 140.043)	210	02/91→10/98	←	04/91→ 06/93	2	24.5113-0540.3 331301	L= 540
500 SE, SEL (140.050, 140.051)	240	02/91→10/98	←	07/93→; → A290166	2	24.5113-0540.3 331301	L= 540
			➡	07/93→	2	83.7704-0281.3 330804	L= 280
			➡	04/91→ 06/93	2	83.7704-0281.3 330804	L= 280
300 SE 2.8 (140.028)	145	01/93→10/98	←	A290167→	2	24.5113-0483.3 331397	L= 480
S 280 (140.028)	142	02/93→10/98	←	→ 06/93	2	24.5113-0540.3 331301	L= 540
			←	07/93→; → A290166	2	24.5113-0540.3 331301	L= 540
			➡	→ 06/93	2	83.7704-0281.3 330804	L= 280
			➡	07/93→	2	83.7704-0281.3 330804	L= 280
S 300 Turbo-D (140.135)	130	05/96→10/98	←		2	24.5113-0483.3 331397	L= 480
			➡		2	83.7704-0281.3 330804	L= 280
S 350 Turbo-D (140.134)	110	01/93→10/98	←	→ 06/96; A290167→	2	24.5113-0483.3 331397	L= 480
			←	03/93→ 06/93	2	24.5113-0540.3 331301	L= 540
			←	07/93→; → A290166	2	24.5113-0540.3 331301	L= 540
			➡	07/93→ 06/96	2	83.7704-0281.3 330804	L= 280
			➡	03/93→ 06/93	2	83.7704-0281.3 330804	L= 280
S 420 (140.042)	205	01/93→10/98	←	A290167→	2	24.5113-0483.3 331397	L= 480
S 500 (140.050, 140.051)	235	01/93→10/98	←	07/93→; → A290166	2	24.5113-0540.3 331301	L= 540
S 600 (140.056, 140.057)	290	01/93→10/98	➡	07/93→	2	83.7704-0281.3 330804	L= 280
<b>MERCEDES-BENZ - S-KLASSE (W220) 09/98→08/05</b>							
<b> Bremssattel</b>							
S 280 (220.063, 220.163)	150	10/98→08/05	➡	☐; 11/98→		24.3426-7001.5 230065	ATE
S 320 (220.065, 220.165)	165	10/98→08/05	➡	☐; 11/98→		24.3426-7002.5 230066	ATE
S 320 CDI (220.025, 220.125)	150	09/02→08/05	➡	☐		24.3426-7001.5 230065	ATE
S 320 CDI (220.026, 220.126)	145	08/99→09/02	➡	☐		24.3426-7002.5 230066	ATE
S 350 (220.067, 220.167)	180	09/02→08/05	➡	☐		24.3426-9979.5 240579	ATE - Halter
			➡	☐		24.3426-9980.5 240580	ATE - Halter
S 350 4-matic (220.087, 220.187)	180	06/03→08/05	←	☐		24.3601-9769.5 240695	ATE - Halter
			←	☐		24.3601-9770.5 240696	ATE - Halter
			➡	☐; → A265053		24.3426-9979.5 240579	ATE - Halter
			➡	☐; → A265053		24.3426-9980.5 240580	ATE - Halter
S 400 CDI (220.028, 220.128)	184	06/00→08/05	➡	☐; 08/00→		24.4426-7005.5 230079	ATE
			➡	☐; 08/00→		24.4426-7006.5 230080	ATE
S 400 CDI (220.028, 220.128)	191	06/03→08/05	➡	☐		24.4426-7005.5 230079	ATE
			➡	☐		24.4426-7006.5 230080	ATE
S 430 (220.070, 220.170)	205	10/98→08/05	➡	☐; 11/98→; → A265053		24.4426-7005.5 230079	ATE
			➡	☐; 11/98→; → A265053		24.4426-7006.5 230080	ATE
S 430 4-matic (220.083, 220.183)	205	09/02→08/05	➡	☐; → A265053		24.4426-7005.5 230079	ATE
S 500 4-matic (220.084, 220.184)	225	09/02→08/05	➡	☐; → A265053		24.4426-7006.5 230080	ATE
S 500 (220.075, 220.175, 220.875)	220	10/98→12/03	➡	☐; 11/98→; nicht für gepanzerte Fahrzeuge		24.4426-7005.5 230079	ATE
S 500 (220.075, 220.175, 220.875)	225	10/98→08/05	➡	☐; 11/98→; nicht für gepanzerte Fahrzeuge		24.4426-7006.5 230080	ATE
↓							








	kW			 	! #			
<b>MERCEDES-BENZ - S-KLASSE (W220) 09/98→08/05</b>								
<b>Bremssattel</b>								
S 500 (220.075, 220.175, 220.875)	220	10/98→12/03	➔	☐; 11/98→; für gepanzerte Fahrzeuge		24.9246-8001.5	230021	ATE
S 500 (220.075, 220.175, 220.875)	225	10/98→08/05	➔	☐; 11/98→; für gepanzerte Fahrzeuge		24.9246-8002.5	230022	ATE
S 55 AMG (220.073, 220.173)	265	04/99→08/05	➔	☐		13.9426-7004.2	210272	ATE
			➔	☐		24.4426-7003.5	230095	ATE
S 600 (220.176)	368	09/02→08/05	➔	☐; nicht für gepanzerte Fahrzeuge		13.9426-7004.2	210272	ATE
S 600 (220.878, 220.178)	270	01/00→08/05	➔	☐; nicht für gepanzerte Fahrzeuge		24.4426-7003.5	230095	ATE
			➔	☐; für gepanzerte Fahrzeuge		24.9246-8001.5	230021	ATE
			➔	☐; für gepanzerte Fahrzeuge		24.9246-8002.5	230022	ATE
<b>Feder, Bremssattel</b>								
S 350 (220.067, 220.167)	180	09/02→08/05			2	11.8116-0323.1	390459	ATE
S 350 4-matic (220.087, 220.187)	180	06/03→08/05			2	11.8116-0253.1	390512	ATE
				→ A265053	2	11.8116-0323.1	390459	ATE
			➔	A265054→	2	11.8116-0323.1	390459	ATE
S 430 (220.070, 220.170)	205	10/98→08/05	➔	A265054→	2	11.8116-0323.1	390459	ATE
S 430 4-matic (220.083, 220.183)	205	09/02→08/05			2	11.8116-0133.1	390511	ATE
S 500 4-matic (220.084, 220.184)	225	09/02→08/05	➔	A265054→	2	11.8116-0323.1	390459	ATE
<b>Führungshülzensatz, Bremssattel</b>								
S 280 (220.063, 220.163)	150	10/98→08/05	➔	11/98→		11.0101-4202.2	260094	ATE
S 320 (220.065, 220.165)	165	10/98→08/05						
S 320 CDI (220.025, 220.125)	150	09/02→08/05	➔			11.0101-4202.2	260094	ATE
S 320 CDI (220.026, 220.126)	145	08/99→09/02						
S 350 (220.067, 220.167)	180	09/02→08/05						
S 400 CDI (220.028, 220.128)	191	06/03→08/05						
S 350 4-matic (220.087, 220.187)	180	06/03→08/05	←			11.0101-5704.2	260095	ATE
			➔	A265054→		11.0101-4202.2	260094	ATE
			➔	→ A265053		11.0101-4202.2	260094	ATE
S 400 CDI (220.028, 220.128)	184	06/00→08/05	➔	08/00→		11.0101-4202.2	260094	ATE
S 430 (220.070, 220.170)	205	10/98→08/05	➔	11/98→; → A265053		11.0101-4202.2	260094	ATE
			➔	A265054→		11.0101-4202.2	260094	ATE
S 430 4-matic (220.083, 220.183)	205	09/02→08/05	←			11.0101-7003.2	260124	ATE
S 500 4-matic (220.084, 220.184)	225	09/02→08/05	➔	A265054→		11.0101-4202.2	260094	ATE
			➔	→ A265053		11.0101-4202.2	260094	ATE
S 500 (220.075, 220.175, 220.875)	220	10/98→12/03	➔	11/98→; nicht für gepanzerte Fahrzeuge		11.0101-4202.2	260094	ATE
S 500 (220.075, 220.175, 220.875)	225	10/98→08/05						
<b>Führungsbolzen, Bremssattel</b>								
S 350 (220.067, 220.167)	180	09/02→08/05				11.8171-0072.1	250154	ATE
S 350 4-matic (220.087, 220.187)	180	06/03→08/05			2	11.8171-0008.1	990049	ATE
				→ A265053		11.8171-0072.1	250154	ATE
S 430 4-matic (220.083, 220.183)	205	09/02→08/05				11.8171-0096.1	250155	ATE
S 500 4-matic (220.084, 220.184)	225	09/02→08/05						
<b>Dichtungssatz, Bremssattel</b>								
S 350 (220.067, 220.167)	180	09/02→08/05	➔			11.0441-4203.2	250013	ATE
S 350 4-matic (220.087, 220.187)	180	06/03→08/05	←			11.0441-6007.2	250146	ATE
			➔	→ A265053		11.0441-4203.2	250013	ATE
S 500 (220.075, 220.175, 220.875)	220	10/98→12/03	➔	11/98→; für gepanzerte Fahrzeuge		13.0441-4601.2	250099	ATE
↓								

















	kw			 	! #		
<b>MERCEDES-BENZ - S-KLASSE (W220) 09/98→08/05</b>							
<b>Dichtungssatz, Bremssattel</b>							
S 500 (220.075, 220.175, 220.875)	225	10/98→08/05	➔	11/98→; für gepanzerte Fahrzeuge		13.0441-4601.2 250099	ATE
S 600 (220.176) S 600 (220.878, 220.178)	368 270	09/02→08/05 01/00→08/05	➔	für gepanzerte Fahrzeuge		13.0441-4601.2 250099	ATE
<b>Schraube, Bremssattel</b>							
S 280 (220.063, 220.163) S 320 (220.065, 220.165) S 430 (220.070, 220.170)	150 165 205	10/98→08/05 10/98→08/05 10/98→08/05	➔	11/98→	4	13.8190-0330.1 990134	M12x1,5
S 320 CDI (220.025, 220.125) S 320 CDI (220.026, 220.126) S 350 (220.067, 220.167) S 350 4-matic (220.087, 220.187) S 400 CDI (220.028, 220.128) S 430 4-matic (220.083, 220.183) S 500 4-matic (220.084, 220.184) S 55 AMG (220.073, 220.173)	150 145 180 180 191 205 225 265	09/02→08/05 08/99→09/02 09/02→08/05 06/03→08/05 06/03→08/05 09/02→08/05 09/02→08/05 04/99→08/05	➔		4	13.8190-0330.1 990134	M12x1,5
S 400 CDI (220.028, 220.128)	184	06/00→08/05	➔	08/00→	4	13.8190-0330.1 990134	M12x1,5
S 500 (220.075, 220.175, 220.875) S 500 (220.075, 220.175, 220.875)	220 225	10/98→12/03 10/98→08/05	➔	11/98→; nicht für gepanzerte Fahrzeuge	4	13.8190-0330.1 990134	M12x1,5
S 600 (220.176) S 600 (220.878, 220.178)	368 270	09/02→08/05 01/00→08/05	➔	nicht für gepanzerte Fahrzeuge	4	13.8190-0330.1 990134	M12x1,5
<b>Bremsschlauch</b>							
S 280 (220.063, 220.163) S 320 (220.065, 220.165) S 430 (220.070, 220.170) S 500 (220.075, 220.175, 220.875) S 500 (220.075, 220.175, 220.875)	150 165 205 220 225	10/98→08/05 10/98→08/05 10/98→08/05 10/98→12/03 10/98→08/05	➔	11/98→ A043587→ A297723 11/98→; → A043586 A297724→	2 2 2 2	24.5123-0380.3 331256 24.5123-0240.3 330759 24.5123-0281.3 330877 24.5238-0255.3 330674	L= 380 L= 240 L= 280 L= 255
S 320 CDI (220.025, 220.125) S 350 (220.067, 220.167)	150 180	09/02→08/05 09/02→08/05	➔		2 2	24.5123-0380.3 331256 24.5238-0255.3 330674	L= 380 L= 255
S 320 CDI (220.026, 220.126) S 400 CDI (220.028, 220.128) S 55 AMG (220.073, 220.173)	145 191 265	08/99→09/02 06/03→08/05 04/99→08/05	➔	→ A297723 A297724→	2 2	24.5123-0380.3 331256 24.5123-0240.3 330759 24.5238-0255.3 330674	L= 380 L= 240 L= 255
S 350 4-matic (220.087, 220.187) S 430 4-matic (220.083, 220.183) S 500 4-matic (220.084, 220.184)	180 205 225	06/03→08/05 09/02→08/05 09/02→08/05	➔		2	24.5238-0255.3 330674	L= 255
S 400 CDI (220.028, 220.128)	184	06/00→08/05	➔	08/00→ 08/00→; → A297723 A297724→	2 2 2	24.5123-0380.3 331256 24.5123-0240.3 330759 24.5238-0255.3 330674	L= 380 L= 240 L= 255
S 55 AMG Kompressor (220.074, 220.174) S 600 (220.176) S 600 (220.878, 220.178)	368 368 270	06/02→08/05 09/02→08/05 01/00→08/05	➔		2 2	24.5123-0380.3 331256 24.5123-0240.3 330759	L= 380 L= 240
S 63 AMG S 65 AMG (220.179)	326 450	09/01→08/05 03/04→08/05	➔		2	24.5123-0380.3 331256	L= 380
			➔	2	2	24.5172-0305.3 331312	L= 305



















	kw			 	! #			
<b>MERCEDES-BENZ - S-KLASSE (W221) 09/05→12/13</b>								
<b> Bremssattel</b>								
S 250 CDI (221.003, 221.103)	150	01/11→12/13	➡	☐; → 05/13; für Fahrzeuge mit AMG-Sportpaket	24.3426-9959.5	240952	ATE - Halter	
			➡	☐; → 05/13; für Fahrzeuge mit AMG-Sportpaket	24.3426-9960.5	240953	ATE - Halter	
			➡	☐; → 05/13; für Fahrzeuge ohne AMG-Sportpaket	24.3426-9989.5	240647	ATE - Halter	
			➡	☐; → 05/13; für Fahrzeuge ohne AMG-Sportpaket	24.3426-9990.5	240648	ATE - Halter	
S 280 (221.054) S 300 (221.054, 221.154) S 320 CDI 4-matic (221.080, 221.180) S 350 4-matic (221.087, 221.187) S 350 CDI S 350 CDI	170	08/06→12/13	➡	☐; A 265576→; → 05/13; für Fahrzeuge mit Sportpaket	24.3426-9959.5	240952	ATE - Halter	
	170	08/06→12/13	➡	☐; → A 265575; für Fahrzeuge mit Sportpaket	24.3426-9959.5	240952	ATE - Halter	
	173	10/06→12/13	➡	☐; → A 265575; für Fahrzeuge mit Sportpaket	24.3426-9960.5	240953	ATE - Halter	
	200	02/08→12/13	➡	☐; → A 265575; für Fahrzeuge mit Sportpaket	24.3426-9960.5	240953	ATE - Halter	
	155	06/09→12/13	➡	☐; A 265576→; → 05/13; für Fahrzeuge mit Sportpaket	24.3426-9960.5	240953	ATE - Halter	
	173	06/09→12/13	➡	☐; → A 265575; für Fahrzeuge ohne Sportpaket	24.3426-9989.5	240647	ATE - Halter	
				➡	☐; → A 265575; für Fahrzeuge ohne Sportpaket	24.3426-9990.5	240648	ATE - Halter
				➡	☐; A 265576→; → 05/13; für Fahrzeuge ohne Sportpaket	24.3426-9991.5	240954	ATE - Halter
			➡	☐; A 265576→; → 05/13; für Fahrzeuge ohne Sportpaket	24.3426-9992.5	240955	ATE - Halter	
S 320 CDI S 350 (221.056, 221.156)	155	10/05→12/13	➡	☐; A 265576→; → 05/13; für Fahrzeuge mit Sportpaket	24.3426-9959.5	240952	ATE - Halter	
	200	10/05→12/13	➡	☐; 12/05→; → A 265575; für Fahrzeuge mit Sportpaket	24.3426-9959.5	240952	ATE - Halter	
			➡	☐; A 265576→; → 05/13; für Fahrzeuge mit Sportpaket	24.3426-9960.5	240953	ATE - Halter	
			➡	☐; 12/05→; → A 265575; für Fahrzeuge mit Sportpaket	24.3426-9960.5	240953	ATE - Halter	
			➡	☐; 12/05→; → A 265575; für Fahrzeuge ohne Sportpaket	24.3426-9989.5	240647	ATE - Halter	
			➡	☐; 12/05→; → A 265575; für Fahrzeuge ohne Sportpaket	24.3426-9990.5	240648	ATE - Halter	
			➡	☐; A 265576→; → 05/13; für Fahrzeuge ohne Sportpaket	24.3426-9991.5	240954	ATE - Halter	
			➡	☐; A 265576→; → 05/13; für Fahrzeuge ohne Sportpaket	24.3426-9992.5	240955	ATE - Halter	
S 320 CDI (221.022, 221.122) S 320 CDI 4-matic (221.080, 221.180) S 350 CDI 4-matic (221.080, 221.081) S 350 CDI 4-matic (221.080, 221.180)	173	12/05→06/09	➡	☐; → A 265575; für Fahrzeuge mit Sportpaket	24.3426-9959.5	240952	ATE - Halter	
	155	10/05→12/13	➡	☐; A 265576→; für Fahrzeuge mit Sportpaket	24.3426-9959.5	240952	ATE - Halter	
	155	01/09→12/10	➡	☐; → A 265575; für Fahrzeuge mit Sportpaket	24.3426-9960.5	240953	ATE - Halter	
	173	06/09→07/13	➡	☐; A 265576→; für Fahrzeuge mit Sportpaket	24.3426-9960.5	240953	ATE - Halter	
			➡	☐; → A 265575; für Fahrzeuge ohne Sportpaket	24.3426-9989.5	240647	ATE - Halter	
			➡	☐; → A 265575; für Fahrzeuge ohne Sportpaket	24.3426-9990.5	240648	ATE - Halter	
			➡	☐; A 265576→; für Fahrzeuge ohne Sportpaket	24.3426-9991.5	240954	ATE - Halter	
			➡	☐; A 265576→; für Fahrzeuge ohne Sportpaket	24.3426-9992.5	240955	ATE - Halter	
S 350 BlueTec (221.026, 221.126) S 350 BlueTEC 4-matic (221.083, 221.183) S 350 CGI (221.057, 221.157) S 350 CGI 4-matic (221.082, 221.182)	190	04/11→12/13	➡	☐; → 05/13; für Fahrzeuge mit Sportpaket	24.3426-9959.5	240952	ATE - Halter	
	190	04/11→12/13	➡	☐; → 05/13; für Fahrzeuge mit Sportpaket	24.3426-9960.5	240953	ATE - Halter	
	225	04/11→12/13	➡	☐; → 05/13; für Fahrzeuge ohne Sportpaket	24.3426-9991.5	240954	ATE - Halter	
	225	04/11→12/13	➡	☐; → 05/13; für Fahrzeuge ohne Sportpaket	24.3426-9992.5	240955	ATE - Halter	
S 400 Hybrid (221.095, 221.195)	205	01/09→12/13	➡	☐; A 265576→; → 05/13; für Fahrzeuge mit Sportpaket	24.3426-9959.5	240952	ATE - Halter	
			➡	☐; 06/09→; → A 265575; für Fahrzeuge mit Sportpaket	24.3426-9959.5	240952	ATE - Halter	
			➡	☐; 06/09→; → A 265575; für Fahrzeuge mit Sportpaket	24.3426-9960.5	240953	ATE - Halter	
			➡	☐; A 265576→; → 05/13; für Fahrzeuge mit Sportpaket	24.3426-9960.5	240953	ATE - Halter	
↓								

	kw			 	! #		
<b>MERCEDES-BENZ - S-KLASSE (W221) 09/05→12/13</b>							
<b>Bremssattel</b>							
S 400 Hybrid (221.095, 221.195)	205	01/09→12/13	➡	☐; 06/09→; → A 265575; für Fahrzeuge ohne Sportpaket	24.3426-9989.5	240647	ATE - Halter
			➡	☐; 06/09→; → A 265575; für Fahrzeuge ohne Sportpaket	24.3426-9990.5	240648	ATE - Halter
			➡	☐; A 265576→; → 05/13; für Fahrzeuge ohne Sportpaket	24.3426-9991.5	240954	ATE - Halter
			➡	☐; A 265576→; → 05/13; für Fahrzeuge ohne Sportpaket	24.3426-9992.5	240955	ATE - Halter
S 420 CDI (221.028, 221.128)	235	10/06→12/09	➡	☐; für Fahrzeuge mit Sportpaket	24.3426-9959.5	240952	ATE - Halter
S 450 CDI (221.028, 221.128)	235	01/09→12/13	➡	☐; für Fahrzeuge mit Sportpaket	24.3426-9960.5	240953	ATE - Halter
			➡	☐; für Fahrzeuge ohne Sportpaket	24.3426-9989.5	240647	ATE - Halter
			➡	☐; für Fahrzeuge ohne Sportpaket	24.3426-9990.5	240648	ATE - Halter
S 450 (221.070, 221.170)	250	12/05→12/13	➡	☐; 04/06→ 05/13	24.3426-9959.5	240952	ATE - Halter
			S 500 4-matic (221.086, 221.186)	285	10/05→12/13	➡	☐; 04/06→ 05/13
S 450 4-matic (221.084, 221.184)	250	12/05→12/13	➡	☐; 04/06→ 05/13	24.3426-9959.5	240952	ATE - Halter
			➡	☐; 04/06→ 05/13; für Fahrzeuge mit Sportpaket	24.3426-9959.5	240952	ATE - Halter
			➡	☐; 04/06→ 05/13; für Fahrzeuge mit Sportpaket	24.3426-9960.5	240953	ATE - Halter
			➡	☐; 04/06→ 05/13	24.3426-9960.5	240953	ATE - Halter
			➡	☐; 04/06→ 05/13; für Fahrzeuge ohne Sportpaket	24.3426-9989.5	240647	ATE - Halter
			➡	☐; 04/06→ 05/13; für Fahrzeuge ohne Sportpaket	24.3426-9990.5	240648	ATE - Halter
S 500 (221.071, 221.171)	285	10/05→12/13	➡	☐; 12/05→ 05/13	24.3426-9959.5	240952	ATE - Halter
			➡	☐; 12/05→ 05/13	24.3426-9960.5	240953	ATE - Halter
S 500 CGI (221.073, 221.173)	320	04/11→12/13	➡	☐; → 05/13	24.3426-9959.5	240952	ATE - Halter
S 500 CGI 4-matic (221.094, 221.194)	320	03/11→12/13	➡	☐; → 05/13	24.3426-9960.5	240953	ATE - Halter
<b>Halter, Bremssattel</b>							
S 280 (221.054)	170	08/06→12/13	➡	A 265576→; → 05/13; für Fahrzeuge ohne Sportpaket	11.8170-0611.1	260116	ATE
S 300 (221.054, 221.154)	170	08/06→12/13	➡	→ A 265575; für Fahrzeuge ohne Sportpaket	11.8170-0611.1	260116	ATE
S 320 CDI 4-matic (221.080, 221.180)	173	10/06→12/13	➡	→ A 265575; für Fahrzeuge ohne Sportpaket	11.8170-0611.1	260116	ATE
S 350 4-matic (221.087, 221.187)	200	02/08→12/13	➡				
S 350 CDI	155	06/09→12/13	➡				
S 350 CDI	173	06/09→12/13	➡				
S 320 CDI	155	10/05→12/13	➡	A 265576→; → 05/13; für Fahrzeuge ohne Sportpaket	11.8170-0611.1	260116	ATE
S 350 (221.056, 221.156)	200	10/05→12/13	➡	12/05→; → A 265575; für Fahrzeuge ohne Sportpaket	11.8170-0611.1	260116	ATE
S 320 CDI (221.022, 221.122)	173	12/05→06/09	➡	→ A 265575; für Fahrzeuge ohne Sportpaket	11.8170-0611.1	260116	ATE
S 320 CDI 4-matic (221.080, 221.180)	155	10/05→12/13	➡	A 265576→; für Fahrzeuge ohne Sportpaket	11.8170-0611.1	260116	ATE
S 350 CDI 4-matic (221.080, 221.081)	155	01/09→12/10	➡				
S 350 CDI 4-matic (221.080, 221.180)	173	06/09→07/13	➡				
S 350 BlueTec (221.026, 221.126)	190	04/11→12/13	➡	→ 05/13; für Fahrzeuge ohne Sportpaket	11.8170-0611.1	260116	ATE
S 350 BlueTEC 4-matic (221.083, 221.183)	190	04/11→12/13	➡				
S 350 CGI (221.057, 221.157)	225	04/11→12/13	➡				
S 350 CGI 4-matic (221.082, 221.182)	225	04/11→12/13	➡				
S 400 Hybrid (221.095, 221.195)	205	01/09→12/13	➡	A 265576→; → 05/13; für Fahrzeuge ohne Sportpaket	11.8170-0611.1	260116	ATE
			➡	06/09→; → A 265575; für Fahrzeuge ohne Sportpaket	11.8170-0611.1	260116	ATE
S 420 CDI (221.028, 221.128)	235	10/06→12/09	➡	für Fahrzeuge ohne Sportpaket	11.8170-0611.1	260116	ATE
S 450 CDI (221.028, 221.128)	235	01/09→12/13	➡				
S 450 4-matic (221.084, 221.184)	250	12/05→12/13	➡	04/06→ 05/13; für Fahrzeuge ohne Sportpaket	11.8170-0611.1	260116	ATE
↓							

	kW			 	! #		
<b>MERCEDES-BENZ - S-KLASSE (W221) 09/05→12/13</b>							
<b>Feder, Bremssattel</b>							
S 250 CDI (221.003, 221.103)	150	01/11→12/13		→ 05/13	2	11.8116-0086.2 390606	ATE
S 350 BlueTec (221.026, 221.126)	190	04/11→12/13					
S 350 BlueTEC 4-matic (221.083, 221.183)	190	04/11→12/13					
S 350 CGI (221.057, 221.157)	225	04/11→12/13					
S 350 CGI 4-matic (221.082, 221.182)	225	04/11→12/13					
S 500 CGI (221.073, 221.173)	320	04/11→12/13					
S 500 CGI 4-matic (221.094, 221.194)	320	03/11→12/13					
S 280 (221.054)	170	08/06→12/13		A 265576→; → 05/13	2	11.8116-0086.2 390606	ATE
S 300 (221.054, 221.154)	170	08/06→12/13		→ A 265575	2	11.8116-0086.2 390606	ATE
S 320 CDI 4-matic (221.080, 221.180)	173	10/06→12/13					
S 350 4-matic (221.087, 221.187)	200	02/08→12/13					
S 350 CDI	155	06/09→12/13					
S 350 CDI	173	06/09→12/13					
S 320 CDI	155	10/05→12/13		A 265576→; → 05/13	2	11.8116-0086.2 390606	ATE
S 350 (221.056, 221.156)	200	10/05→12/13		12/05→; → A 265575	2	11.8116-0086.2 390606	ATE
S 320 CDI (221.022, 221.122)	173	12/05→06/09		→ A 265575	2	11.8116-0086.2 390606	ATE
S 320 CDI 4-matic (221.080, 221.180)	155	10/05→12/13		A 265576→	2	11.8116-0086.2 390606	ATE
S 350 CDI 4-matic (221.080, 221.081)	155	01/09→12/10					
S 350 CDI 4-matic (221.080, 221.180)	173	06/09→07/13					
S 400 Hybrid (221.095, 221.195)	205	01/09→12/13		06/09→; → A 265575	2	11.8116-0086.2 390606	ATE
				A 265576→; → 05/13	2	11.8116-0086.2 390606	ATE
S 420 CDI (221.028, 221.128)	235	10/06→12/09			2	11.8116-0086.2 390606	ATE
S 450 CDI (221.028, 221.128)	235	01/09→12/13					
S 450 (221.070, 221.170)	250	12/05→12/13		04/06→ 05/13	2	11.8116-0086.2 390606	ATE
S 450 4-matic (221.084, 221.184)	250	12/05→12/13					
S 500 4-matic (221.086, 221.186)	285	10/05→12/13					
S 500 (221.071, 221.171)	285	10/05→12/13		12/05→ 05/13	2	11.8116-0086.2 390606	ATE
<b>Führungshülzensatz, Bremssattel</b>							
S 250 CDI (221.003, 221.103)	150	01/11→12/13	➡	→ 05/13		11.0101-5407.2 260011	ATE
S 350 BlueTec (221.026, 221.126)	190	04/11→12/13					
S 350 BlueTEC 4-matic (221.083, 221.183)	190	04/11→12/13					
S 350 CGI (221.057, 221.157)	225	04/11→12/13					
S 350 CGI 4-matic (221.082, 221.182)	225	04/11→12/13					
S 500 CGI (221.073, 221.173)	320	04/11→12/13					
S 500 CGI 4-matic (221.094, 221.194)	320	03/11→12/13					
S 280 (221.054)	170	08/06→12/13	➡	→ A 265575		11.0101-5407.2 260011	ATE
S 300 (221.054, 221.154)	170	08/06→12/13	➡	A 265576→; → 05/13		11.0101-5407.2 260011	ATE
S 320 CDI 4-matic (221.080, 221.180)	173	10/06→12/13					
S 350 4-matic (221.087, 221.187)	200	02/08→12/13					
S 350 CDI	155	06/09→12/13					
S 350 CDI	173	06/09→12/13					
S 320 CDI	155	10/05→12/13	➡	12/05→; → A 265575		11.0101-5407.2 260011	ATE
S 350 (221.056, 221.156)	200	10/05→12/13	➡	A 265576→; → 05/13		11.0101-5407.2 260011	ATE
S 320 CDI (221.022, 221.122)	173	12/05→06/09	➡	→ A 265575		11.0101-5407.2 260011	ATE
S 320 CDI 4-matic (221.080, 221.180)	155	10/05→12/13	➡	A 265576→		11.0101-5407.2 260011	ATE
↓							












	kw			 	! #		
<b>MERCEDES-BENZ - S-KLASSE (W221) 09/05→12/13</b>							
<b>Führungshülzensatz, Bremssattel</b>							
S 350 CDI 4-matic (221.080, 221.081)	155	01/09→12/10	➡	→ A 265575		11.0101-5407.2 260011	ATE
S 350 CDI 4-matic (221.080, 221.180)	173	06/09→07/13	➡	A 265576→		11.0101-5407.2 260011	ATE
S 400 Hybrid (221.095, 221.195)	205	01/09→12/13	➡	A 265576→; → 05/13		11.0101-5407.2 260011	ATE
			➡	06/09→; → A 265575		11.0101-5407.2 260011	ATE
S 420 CDI (221.028, 221.128)	235	10/06→12/09	➡			11.0101-5407.2 260011	ATE
S 450 CDI (221.028, 221.128)	235	01/09→12/13					
S 450 (221.070, 221.170)	250	12/05→12/13	➡	04/06→ 05/13		11.0101-5407.2 260011	ATE
S 450 4-matic (221.084, 221.184)	250	12/05→12/13					
S 500 4-matic (221.086, 221.186)	285	10/05→12/13					
S 500 (221.071, 221.171)	285	10/05→12/13	➡	12/05→ 05/13		11.0101-5407.2 260011	ATE
<b>Führungsbolzen, Bremssattel</b>							
S 250 CDI (221.003, 221.103)	150	01/11→12/13		→ 05/13	2	11.8171-0008.1 990049	ATE
S 350 BlueTec (221.026, 221.126)	190	04/11→12/13					
S 350 BlueTEC 4-matic (221.083, 221.183)	190	04/11→12/13					
S 350 CGI (221.057, 221.157)	225	04/11→12/13					
S 350 CGI 4-matic (221.082, 221.182)	225	04/11→12/13					
S 500 CGI (221.073, 221.173)	320	04/11→12/13					
S 500 CGI 4-matic (221.094, 221.194)	320	03/11→12/13					
S 280 (221.054)	170	08/06→12/13		A 265576→; → 05/13	2	11.8171-0008.1 990049	ATE
S 300 (221.054, 221.154)	170	08/06→12/13		→ A 265575	2	11.8171-0008.1 990049	ATE
S 320 CDI 4-matic (221.080, 221.180)	173	10/06→12/13					
S 350 4-matic (221.087, 221.187)	200	02/08→12/13					
S 350 CDI	155	06/09→12/13					
S 350 CDI	173	06/09→12/13					
S 320 CDI	155	10/05→12/13		A 265576→; → 05/13	2	11.8171-0008.1 990049	ATE
S 350 (221.056, 221.156)	200	10/05→12/13		12/05→; → A 265575	2	11.8171-0008.1 990049	ATE
S 320 CDI (221.022, 221.122)	173	12/05→06/09		→ A 265575	2	11.8171-0008.1 990049	ATE
S 320 CDI 4-matic (221.080, 221.180)	155	10/05→12/13		A 265576→	2	11.8171-0008.1 990049	ATE
S 350 CDI 4-matic (221.080, 221.081)	155	01/09→12/10					
S 350 CDI 4-matic (221.080, 221.180)	173	06/09→07/13					
S 400 Hybrid (221.095, 221.195)	205	01/09→12/13		06/09→; → A 265575	2	11.8171-0008.1 990049	ATE
				A 265576→; → 05/13	2	11.8171-0008.1 990049	ATE
S 420 CDI (221.028, 221.128)	235	10/06→12/09			2	11.8171-0008.1 990049	ATE
S 450 CDI (221.028, 221.128)	235	01/09→12/13					
S 450 (221.070, 221.170)	250	12/05→12/13		04/06→ 05/13	2	11.8171-0008.1 990049	ATE
S 450 4-matic (221.084, 221.184)	250	12/05→12/13					
S 500 4-matic (221.086, 221.186)	285	10/05→12/13					
S 500 (221.071, 221.171)	285	10/05→12/13		12/05→ 05/13	2	11.8171-0008.1 990049	ATE
<b>Bremsschlauch</b>							
S 250 CDI (221.003, 221.103)	150	01/11→12/13	➡	→ 05/13	2	24.5123-0350.3 330963	L= 350
S 280 (221.054)	170	08/06→12/13					
S 300 (221.054, 221.154)	170	08/06→12/13					
S 320 CDI 4-matic (221.080, 221.180)	173	10/06→12/13					
S 350 4-matic (221.087, 221.187)	200	02/08→12/13					
↓							

	kW			 	! #		
<b>MERCEDES-BENZ - S-KLASSE (W221) 09/05→12/13</b>							
 <b>Bremsschlauch</b>							
S 350 BlueTec (221.026, 221.126)	190	04/11→12/13	➔	→ 05/13	2	24.5123-0350.3 330963	L= 350
S 350 BlueTEC 4-matic (221.083, 221.183)	190	04/11→12/13					
S 350 CDI	155	06/09→12/13					
S 350 CDI	173	06/09→12/13					
S 350 CGI (221.057, 221.157)	225	04/11→12/13					
S 350 CGI 4-matic (221.082, 221.182)	225	04/11→12/13					
S 500 CGI (221.073, 221.173)	320	04/11→12/13					
S 500 CGI 4-matic (221.094, 221.194)	320	03/11→12/13					
S 600 (221.176)	380	12/05→12/13					
S 63 AMG (221.074, 221.174)	400	03/11→12/13					
S 63 AMG (221.074, 221.174)	420	02/12→12/13					
S 65 AMG (221.179)	463	10/10→12/13					
S 320 CDI	155	10/05→12/13	➔	12/05→ 05/13	2	24.5123-0350.3 330963	L= 350
S 350 (221.056, 221.156)	200	10/05→12/13					
S 500 (221.071, 221.171)	285	10/05→12/13					
S 320 CDI (221.022, 221.122)	173	12/05→06/09	➔		2	24.5123-0350.3 330963	L= 350
S 320 CDI 4-matic (221.080, 221.180)	155	10/05→12/13					
S 350 CDI 4-matic (221.080, 221.081)	155	01/09→12/10					
S 350 CDI 4-matic (221.080, 221.180)	173	06/09→07/13					
S 420 CDI (221.028, 221.128)	235	10/06→12/09					
S 450 CDI (221.028, 221.128)	235	01/09→12/13					
S 400 Hybrid (221.095, 221.195)	205	01/09→12/13	➔	06/09→ 05/13	2	24.5123-0350.3 330963	L= 350
S 450 (221.070, 221.170)	250	12/05→12/13	➔	04/06→ 05/13	2	24.5123-0350.3 330963	L= 350
S 450 4-matic (221.084, 221.184)	250	12/05→12/13					
S 500 4-matic (221.086, 221.186)	285	10/05→12/13					
S 65 AMG (221.179)	450	12/05→12/13					
S 63 AMG (221.077, 221.177)	386	10/06→12/13	➔	01/07→ 05/13	2	24.5123-0350.3 330963	L= 350
<b>MERCEDES-BENZ - S-KLASSE (W222, V222, X222) 05/13→</b>							
 <b>Bremsschlauch</b>							
AMG S 63 (222.187)	450	05/17→	➔		2	24.5123-0350.3 330963	L= 350
AMG S 63 4-matic+ (222.188)	450	05/17→					
S 300 BlueTEC Hybrid / h (222.004, 222.104)	150	02/14→05/17					
S 300 BlueTEC Hybrid / h (222.104)	170	02/14→05/17					
S 320 (222.162)	200	05/14→					
S 350 BlueTEC / d (222.132, 222.032, 222.123)	190	05/13→05/17					
S 350 BlueTEC / d 4-matic (222.033, 222.133)	190	02/14→05/17					
S 350 BlueTEC 4-matic (222.133)	185	02/14→05/17					
S 350 d (222.020, 222.120)	210	07/17→					
S 350 d 4-matic (222.021, 222.121)	210	05/17→					
S 350 d 4-matic (222.121)	183	07/18→					
S 400 (222.165)	245	03/14→05/17					
S 400 4-matic (222.067, 222.167)	245	11/14→05/17					
S 400 d (222.034, 222.134)	250	07/17→					
S 400 d 4-matic (222.035, 222.135)	250	05/17→					
S 400 Hybrid / h (222.057, 222.157)	225	05/13→05/17					
↓							








	kW					! #		
<b>MERCEDES-BENZ - S-KLASSE (W222, V222, X222) 05/13→</b>								
<b>Bremsschlauch</b>								
S 450 (222.066, 222.166)	270	02/17→	➔			2	24.5123-0350.3 330963	L= 350
S 450 4-matic (222.064, 222.164, 222.964)	270	02/17→						
S 450 EQ Boost (222.158, 222.058)	270	07/17→						
S 450 EQ Boost 4-matic (222.059, 222.159)	270	07/17→						
S 450 Maybach 4-matic (222.964)	270	09/17→						
S 500 (222.082, 222.182)	320	09/13→05/17						
S 500 (222.082, 222.182)	335	05/13→05/17						
S 500 4-matic (222.085, 222.185)	335	05/13→05/17						
S 500 4-matic (222.185)	320	09/13→05/17						
S 500 EQ Boost (222.060, 222.160)	320	07/17→						
S 500 Hybrid / e (222.163)	245	07/14→05/17						
S 500 Maybach 4-matic (222.985)	335	04/15→05/17						
S 560 (222.083, 222.183)	345	07/17→						
S 560 4-matic (222.086, 222.186)	345	05/17→						
S 560 e (222.173)	270	10/18→						
S 560 e (222.173)	350	10/18→						
S 560 Maybach (222.983)	345	07/17→						
S 560 Maybach 4-matic (222.986)	345	07/17→						
S 650 Maybach (222.980)	463	07/17→						
S 500 Maybach (222.982)	335	12/14→05/17	➔	nicht für gepanzerte Fahrzeuge		2	24.5123-0350.3 330963	L= 350
S 600 Maybach (222.976)	390	12/14→11/18						
S 600 (222.176)	390	02/14→	➔	04/14→		2	24.5123-0350.3 330963	L= 350
S 63 AMG (222.077, 222.177)	430	05/13→05/17	➔	09/13→		2	24.5123-0350.3 330963	L= 350
S 63 AMG 4-matic (222.178)	430	05/13→05/17						
S 65 AMG (222.179)	463	02/14→	➔	03/14→		2	24.5123-0350.3 330963	L= 350
<b>MERCEDES-BENZ - S-KLASSE Cabriolet (A217) 12/15→</b>								
<b>Bremsschlauch</b>								
AMG S 63 4-matic (217.478)	430	12/15→10/17	➔			2	24.5123-0350.3 330963	L= 350
AMG S 63 4-matic+ (217.488)	450	10/17→						
AMG S 65 (217.479)	463	04/16→05/19						
S 500 (217.482)	335	12/15→10/17						
S 560 (217.483)	345	10/17→						
<b>MERCEDES-BENZ - S-KLASSE Coupe (C140) 07/92→12/99</b>								
<b>Bremssattel</b>								
500 SEC / CL 500 (140.070)	235	10/92→12/99	➔	☐; → 06/93			24.9246-8001.5 230021	ATE
SEC/CL 600 (140.076)	290	09/92→02/99	➔	☐; 06/96→			24.9246-8001.5 230021	ATE
			➔	☐; 07/93→ 05/96			24.9246-8001.5 230021	ATE
			➔	☐; → 06/93			24.9246-8002.5 230022	ATE
			➔	☐; 06/96→			24.9246-8002.5 230022	ATE
			➔	☐; 07/93→ 05/96			24.9246-8002.5 230022	ATE
SEC/CL 420 (140.063)	205	10/94→02/99	➔	☐; → 05/96			24.9246-8001.5 230021	ATE
			➔	☐; 06/96→			24.9246-8001.5 230021	ATE
			➔	☐; 06/96→			24.9246-8002.5 230022	ATE
			➔	☐; → 05/96			24.9246-8002.5 230022	ATE
<b>Dichtungssatz, Bremssattel</b>								
500 SEC / CL 500 (140.070)	235	10/92→12/99	➔	06/96→			13.0441-4601.2 250099	ATE
SEC/CL 600 (140.076)	290	09/92→02/99	➔	07/93→ 05/96			13.0441-4601.2 250099	ATE
↓								




































	kw					! #		
<b>MERCEDES-BENZ - S-KLASSE Coupe (C140) 07/92→12/99</b>								
<b>Dichtungssatz, Bremssattel</b>								
500 SEC / CL 500 (140.070)	235	10/92→12/99	➡	→ 06/93			13.0441-4601.2 250099	ATE
SEC/CL 600 (140.076)	290	09/92→02/99						
SEC/CL 420 (140.063)	205	10/94→02/99	➡	→ 05/96			13.0441-4601.2 250099	ATE
			➡	06/96→			13.0441-4601.2 250099	ATE
<b> Bremsschlauch</b>								
500 SEC / CL 500 (140.070)	235	10/92→12/99	⬅	06/96→	2	24.5113-0483.3 331397	L= 480	
SEC/CL 600 (140.076)	290	09/92→02/99	⬅	09/95→ 05/96	2	24.5113-0483.3 331397	L= 480	
			⬅	→ 06/93	2	24.5113-0540.3 331301	L= 540	
			⬅	07/93→ 08/95	2	24.5113-0540.3 331301	L= 540	
			➡	06/96→	2	24.5123-0281.3 330877	L= 280	
			➡	→ 06/93	2	83.7704-0281.3 330804	L= 280	
			➡	07/93→ 05/96	2	83.7704-0281.3 330804	L= 280	
SEC/CL 420 (140.063)	205	10/94→02/99	⬅	06/96→	2	24.5113-0483.3 331397	L= 480	
			⬅	09/95→ 05/96	2	24.5113-0483.3 331397	L= 480	
			⬅	→ 08/95	2	24.5113-0540.3 331301	L= 540	
			➡	06/96→	2	24.5123-0281.3 330877	L= 280	
			➡	→ 05/96	2	83.7704-0281.3 330804	L= 280	
<b>MERCEDES-BENZ - S-KLASSE Coupe (C215) 03/99→12/06</b>								
<b> Bremssattel</b>								
CL 500 (215.375)	225	03/99→03/06	➡			24.4426-7005.5 230079	ATE	
			➡			24.4426-7006.5 230080	ATE	
CL 55 AMG (215.373)	265	10/99→03/06	➡			13.9426-7004.2 210272	ATE	
CL 600 (215.376)	368	09/02→03/06	➡					
CL 600 (215.378)	270	03/99→03/06	➡			24.4426-7003.5 230095	ATE	
<b>Führungshülzensatz, Bremssattel</b>								
CL 500 (215.375)	225	03/99→03/06	➡			11.0101-4202.2 260094	ATE	
<b>Schraube, Bremssattel</b>								
CL 500 (215.375)	225	03/99→03/06	⬅		4	13.8190-0330.1 990134	M12x1,5	
CL 55 AMG (215.373)	265	10/99→03/06						
CL 600 (215.376)	368	09/02→03/06						
CL 600 (215.378)	270	03/99→03/06						
<b> Bremsschlauch</b>								
CL 500 (215.375)	225	03/99→03/06	⬅		2	83.6105-0360.3 330635	L= 360	
CL 55 AMG (215.373)	265	10/99→03/06						
CL 55 AMG Kompressor (215.374)	368	06/02→03/06	➡		2	24.5123-0240.3 330759	L= 240	
CL 600 (215.376)	368	09/02→03/06						
CL 600 (215.378)	270	03/99→03/06						
CL 65 AMG (215.379)	450	09/03→03/06	⬅		2	83.6105-0360.3 330635	L= 360	
			➡		2	24.5172-0305.3 331312	L= 305	
<b>MERCEDES-BENZ - S-KLASSE Coupe (C216) 05/06→12/13</b>								
<b> Bremssattel</b>								
CL 500 (216.371)	285	06/06→12/13	➡	☐; 07/06→		24.3426-9959.5 240952	ATE - Halter	
			➡	☐; 02/11→		24.3426-9959.5 240952	ATE - Halter	
			➡	☐; 02/11→		24.3426-9960.5 240953	ATE - Halter	
			➡	☐; 07/06→		24.3426-9960.5 240953	ATE - Halter	
CL 500 (216.373)	320	02/11→12/13	➡	☐		24.3426-9959.5 240952	ATE - Halter	
CL 500 4-matic (216.394)	320	02/11→12/13	➡	☐		24.3426-9960.5 240953	ATE - Halter	
CL 500 4-matic (216.386)	285	02/08→12/13	➡	☐; 03/08→		24.3426-9959.5 240952	ATE - Halter	
			➡	☐; 03/08→		24.3426-9960.5 240953	ATE - Halter	
<b>Feder, Bremssattel</b>								
CL 500 (216.371)	285	06/06→12/13		07/06→	2	11.8116-0086.2 390606	ATE	
				02/11→	2	11.8116-0086.2 390606	ATE	
CL 500 (216.373)	320	02/11→12/13			2	11.8116-0086.2 390606	ATE	

















	kW					! #		
<b>MERCEDES-BENZ - S-KLASSE Coupe (C216) 05/06→12/13</b>								
<b>Feder, Bremssattel</b>								
CL 500 4-matic (216.394)	320	02/11→12/13				2	11.8116-0086.2 390606	ATE
CL 500 4-matic (216.386)	285	02/08→12/13		03/08→		2	11.8116-0086.2 390606	ATE
<b>Führungshülzensatz, Bremssattel</b>								
CL 500 (216.371)	285	06/06→12/13	➡	02/11→			11.0101-5407.2 260011	ATE
			➡	07/06→			11.0101-5407.2 260011	ATE
CL 500 (216.373) CL 500 4-matic (216.394)	320 320	02/11→12/13 02/11→12/13	➡				11.0101-5407.2 260011	ATE
CL 500 4-matic (216.386)	285	02/08→12/13	➡	03/08→			11.0101-5407.2 260011	ATE
<b>Führungsbolzen, Bremssattel</b>								
CL 500 (216.371)	285	06/06→12/13		07/06→		2	11.8171-0008.1 990049	ATE
				02/11→		2	11.8171-0008.1 990049	ATE
CL 500 (216.373) CL 500 4-matic (216.394)	320 320	02/11→12/13 02/11→12/13				2	11.8171-0008.1 990049	ATE
CL 500 4-matic (216.386)	285	02/08→12/13		03/08→		2	11.8171-0008.1 990049	ATE
<b>Bremsschlauch</b>								
CL 500 (216.371) CL 600 (216.376)	285 380	06/06→12/13 05/06→12/13	➡	07/06→		2	24.5123-0350.3 330963	L= 350
CL 500 (216.373) CL 500 4-matic (216.394) CL 63 AMG (216.374) CL 63 AMG (216.374) CL 65 AMG (216.379)	320 320 400 420 463	02/11→12/13 02/11→12/13 02/11→12/13 01/10→12/13 02/11→12/13	➡			2	24.5123-0350.3 330963	L= 350
CL 500 4-matic (216.386)	285	02/08→12/13	➡	03/08→		2	24.5123-0350.3 330963	L= 350
CL 63 AMG (216.377) CL 65 AMG (216.379)	386 450	10/06→12/13 10/06→12/10	➡	01/07→		2	24.5123-0350.3 330963	L= 350
<b>MERCEDES-BENZ - S-KLASSE Coupe (C217) 04/14→</b>								
<b>Bremsschlauch</b>								
S 400 4-matic (217.364) S 450 4-matic (217.364) S 500 (217.382) S 500 4-matic (217.385) S 560 (217.383) S 560 4-matic (217.386) S 63 AMG (217.377) S 63 AMG 4-matic (217.378) S 63 AMG 4-matic+ (217.388) S 65 AMG (217.379)	270 270 335 335 345 345 430 430 450 463	10/15→ 10/17→ 11/14→10/17 04/14→10/17 10/17→ 10/17→ 07/14→10/17 04/14→10/17 10/17→ 07/14→05/19	➡			2	24.5123-0350.3 330963	L= 350
<b>MERCEDES-BENZ - SL (R129) 03/89→09/04</b>								
<b>Bremssattel</b>								
280 (129.058)	142	08/93→10/01	←	☐; F 155735→; → 09/01			24.9442-8003.5 230053	ATE
			←	☐; F 155735→; → 09/01			24.9442-8004.5 230054	ATE
			➡	☐; F 125158→; → 09/01			24.9236-8001.5 230007	ATE
			➡	☐; F 125158→; → 09/01			24.9236-8002.5 230008	ATE
			➡	☐; → F 125157			24.9238-8035.5 230025	ATE
			➡	☐; → F 125157			24.9238-8036.5 230026	ATE
280 (129.059)	150	05/98→10/01	←	☐; → F 187941; - ESP			24.9442-8003.5 230053	ATE
			←	☐; → F 187941; - ESP			24.9442-8004.5 230054	ATE
			➡	☐; → F 187941; + ESP			24.4421-8025.5 230127	ATE
			➡	☐; F 187942→; → 09/01; - SL Edition			24.4421-8025.5 230127	ATE
			➡	☐; → F 187941; + ESP			24.4421-8026.5 230128	ATE
			➡	☐; F 187942→; → 09/01; - SL Edition			24.4421-8026.5 230128	ATE
			➡	☐; F 187941→; → 09/01; - ESP			24.9236-8001.5 230007	ATE
			➡	☐; F 187941→; → 09/01; - ESP			24.9236-8002.5 230008	ATE
			➡	☐; F 187942→; → 09/01; + SL Edition			24.9238-8035.5 230025	ATE

	kw			 	! #		
<b>MERCEDES-BENZ - SL (R129) 03/89—09/04</b>							
<b> Bremssattel</b>							
280 (129.059)	150	05/98→10/01	➡	☐; F 187942→; → 09/01; + SL Edition		24.9238-8036.5 230026	ATE
320 (129.063)	170	09/93→10/01	⬅	☐; → F 187941; - ESP		24.9442-8003.5 230053	ATE
			⬅	☐; → F 187941; - ESP		24.9442-8004.5 230054	ATE
			➡	☐; F 125158→; → 09/01		24.9236-8001.5 230007	ATE
			➡	☐; F 125158→; → 09/01		24.9236-8002.5 230008	ATE
			➡	☐; → F 125157		24.9238-8035.5 230025	ATE
			➡	☐; → F 125157		24.9238-8036.5 230026	ATE
320 (129.064)	165	05/98→10/01	⬅	☐; → F 187941; - ESP		24.9442-8003.5 230053	ATE
			⬅	☐; → F 187941; - ESP		24.9442-8004.5 230054	ATE
			➡	☐; → F 187941; + ESP		24.4421-8025.5 230127	ATE
			➡	☐; F 187942→; → 09/01; - SL Edition		24.4421-8025.5 230127	ATE
			➡	☐; → F 187941; + ESP		24.4421-8026.5 230128	ATE
			➡	☐; F 187942→; → 09/01; - SL Edition		24.4421-8026.5 230128	ATE
			➡	☐; → F 187941; - ESP		24.9236-8001.5 230007	ATE
			➡	☐; → F 187941; - ESP		24.9236-8002.5 230008	ATE
			➡	☐; F 187942→; → 09/01; + SL Edition		24.9238-8035.5 230025	ATE
			➡	☐; F 187942→; → 09/01; + SL Edition		24.9238-8036.5 230026	ATE
500 (129.067)	235	09/92→10/01	⬅	☐; 08/93→; → F103936; - AMG Technikpaket		24.9442-8003.5 230053	ATE
			⬅	☐; 08/93→; → F103936; - AMG Technikpaket		24.9442-8004.5 230054	ATE
			➡	☐; F 125158→; → 09/01; + ESP		24.4421-8025.5 230127	ATE
			➡	☐; F 125158→; → 09/01; + ESP		24.4421-8026.5 230128	ATE
			➡	☐; F 125158→; → 09/01; - ESP		24.9236-8001.5 230007	ATE
			➡	☐; F 125158→; → 09/01; - ESP		24.9236-8002.5 230008	ATE
			➡	☐; F 103937→ F 125157		24.9238-8033.5 230015	ATE
			➡	☐; F 103937→ F 125157		24.9238-8034.5 230016	ATE
			➡	☐; 08/93→; → F 103936		24.9238-8035.5 230025	ATE
			➡	☐; 08/93→; → F 103936		24.9238-8036.5 230026	ATE
500 (129.068) 55 AMG	225 260	05/98→10/01 03/00→10/01	➡	☐; → 09/01; - SL Edition		24.4421-8025.5 230127	ATE
			➡	☐; → 09/01; - SL Edition		24.4421-8026.5 230128	ATE
			➡	☐; → 09/01; + SL Edition		24.9238-8035.5 230025	ATE
			➡	☐; → 09/01; + SL Edition		24.9238-8036.5 230026	ATE
600 (129.076)	290	07/92→10/01	➡	☐; 08/93→ 09/01		24.4421-8025.5 230127	ATE
			➡	☐; → 07/93		24.4421-8025.5 230127	ATE
			➡	☐; 08/93→ 09/01		24.4421-8026.5 230128	ATE
			➡	☐; → 07/93		24.4421-8026.5 230128	ATE
60 AMG (129.067)	280	05/97→10/01	⬅	☐; → F103936		24.9442-8003.5 230053	ATE
			⬅	☐; → F103936		24.9442-8004.5 230054	ATE
			➡	☐; F 125158→; → 09/01; + ESP		24.4421-8025.5 230127	ATE
			➡	☐; F 125158→; → 09/01; + ESP		24.4421-8026.5 230128	ATE
			➡	☐; F 125158→; → 09/01; - ESP		24.9236-8001.5 230007	ATE
			➡	☐; F 125158→; → 09/01; - ESP		24.9236-8002.5 230008	ATE
			➡	☐; F 103937→ F 125157		24.9238-8033.5 230015	ATE
			➡	☐; F 103937→ F 125157		24.9238-8034.5 230016	ATE
			➡	☐; → F 103936		24.9238-8035.5 230025	ATE
			➡	☐; → F 103936		24.9238-8036.5 230026	ATE
SL 73 AMG (129.076)	386	01/99→12/01	➡	☐; → 09/01		24.4421-8025.5 230127	ATE
			➡	☐; → 09/01		24.4421-8026.5 230128	ATE
<b>Dichtungssatz, Bremssattel</b>							
↓	280 (129.058)	142	08/93→10/01	⬅	→ F 155734	13.0441-4214.2 250091	ATE
				⬅	F 155735→; → 09/01	13.0441-4214.2 250091	ATE
				➡	F 125158→; → 09/01	13.0441-3606.2 250147	ATE








	kW			 	! #		
<b>MERCEDES-BENZ - SL (R129) 03/89—09/04</b>							
<b>Dichtungssatz, Bremssattel</b>							
280 (129.058)	142	08/93→10/01	➡	→ F 125157		13.0441-3817.2 250071	ATE
280 (129.059)	150	05/98→10/01	⬅	→ F 187941; - ESP		13.0441-4214.2 250091	ATE
			➡	F 187941→; → 09/01; - ESP		13.0441-3606.2 250147	ATE
			➡	→ F 187941; + ESP		13.0441-4216.2 250093	ATE
			➡	F 187942→; → 09/01		13.0441-4216.2 250093	ATE
320 (129.063)	170	09/93→10/01	⬅	→ F 187941; - ESP		13.0441-4214.2 250091	ATE
			➡	F 125158→; → 09/01		13.0441-3606.2 250147	ATE
			➡	→ F 125157		13.0441-3817.2 250071	ATE
320 (129.064)	165	05/98→10/01	⬅	→ F 187941; - ESP		13.0441-4214.2 250091	ATE
			➡	→ F 187941; - ESP		13.0441-3606.2 250147	ATE
			➡	→ F 187941; + ESP		13.0441-4216.2 250093	ATE
			➡	F 187942→; → 09/01		13.0441-4216.2 250093	ATE
500 (129.067)	235	09/92→10/01	⬅	08/93→; → F103936; - AMG Technikpaket		13.0441-4214.2 250091	ATE
			⬅	F103937→; → 09/01; - AMG Technikpaket		13.0441-4214.2 250091	ATE
			⬅	F103937→; → 09/01; - ESP		13.0441-4214.2 250091	ATE
			⬅	08/93→ 09/01; + AMG Technikpaket		13.0441-4214.2 250091	ATE
			➡	F 125158→; → 09/01; - ESP		13.0441-3606.2 250147	ATE
			➡	F 103937→ F 125157		13.0441-3817.2 250071	ATE
			➡	08/93→; → F 103936		13.0441-3817.2 250071	ATE
			➡	F 125158→; → 09/01; + ESP		13.0441-4216.2 250093	ATE
500 (129.068) 55 AMG	225 260	05/98→10/01 03/00→10/01	➡	→ 09/01		13.0441-4216.2 250093	ATE
600 (129.076)	290	07/92→10/01	⬅	→ 07/93		13.0441-4214.2 250091	ATE
			⬅	08/93→ 09/01; - ESP		13.0441-4214.2 250091	ATE
			➡	→ 07/93		13.0441-4216.2 250093	ATE
			➡	08/93→ 09/01		13.0441-4216.2 250093	ATE
60 AMG (129.067)	280	05/97→10/01	⬅	→ F103936		13.0441-4214.2 250091	ATE
			⬅	F103937→; → 09/01; - ESP		13.0441-4214.2 250091	ATE
			➡	F 125158→; → 09/01; - ESP		13.0441-3606.2 250147	ATE
			➡	→ F 103936		13.0441-3817.2 250071	ATE
			➡	F 103937→ F 125157		13.0441-3817.2 250071	ATE
			➡	F 125158→; → 09/01; + ESP		13.0441-4216.2 250093	ATE
SL 73 AMG (129.076)	386	01/99→12/01	⬅	→ 09/01; - ESP		13.0441-4214.2 250091	ATE
			➡	→ 09/01		13.0441-4216.2 250093	ATE
<b>Schraube, Bremssattel</b>							
500 (129.067)	235	09/92→10/01	⬅	08/93→ 09/01; + AMG Technikpaket	4	13.8190-0242.1 990124	M12x1,5
			⬅	08/93→; → F103936; - AMG Technikpaket	4	13.8190-0242.1 990124	M12x1,5
			⬅	F103937→; → 09/01; - AMG Technikpaket	4	13.8190-0242.1 990124	M12x1,5
600 (129.076)	290	07/92→10/01	⬅	→ 07/93	4	13.8190-0242.1 990124	M12x1,5
			⬅	08/93→ 09/01	4	13.8190-0242.1 990124	M12x1,5
60 AMG (129.067)	280	05/97→10/01	⬅	→ F103936	4	13.8190-0242.1 990124	M12x1,5
			⬅	F103937→; → 09/01	4	13.8190-0242.1 990124	M12x1,5
SL 73 AMG (129.076)	386	01/99→12/01	⬅	→ 09/01	4	13.8190-0242.1 990124	M12x1,5
<b>Bremsschlauch</b>							
280 (129.058)	142	08/93→10/01	⬅	→ F125157	2	24.5101-0346.3 331406	L= 346
320 (129.063)	170	09/93→10/01	⬅	→ F125158→; → 09/01	2	83.7705-0342.3 331273	L= 340
60 AMG (129.067)	280	05/97→10/01	➡	F 125158→; → 09/01	2	24.5123-0281.3 330877	L= 280
SL 73 AMG (129.076)	386	01/99→12/01	➡	→ F 125157	2	83.7704-0281.3 330804	L= 280
280 (129.059)	150	05/98→10/01	⬅	→ 09/01	2	83.7705-0342.3 331273	L= 340
320 (129.064)	165	05/98→10/01	➡	→ 09/01	2	24.5123-0281.3 330877	L= 280
500 (129.068)	225	05/98→10/01					
55 AMG	260	03/00→10/01					
↓							

	kw					! #		
<b>MERCEDES-BENZ - SL (R129) 03/89—09/04</b>								
 <b>Bremsschlauch</b>								
500 (129.067)	235	09/92→10/01	←	08/93→; → F125157	2	24.5101-0346.3	331406	L= 346
			←	F125158→; → 09/01	2	83.7705-0342.3	331273	L= 340
			→	F 125158→; → 09/01	2	24.5123-0281.3	330877	L= 280
			→	08/93→; → F 125157	2	83.7704-0281.3	330804	L= 280
600 (129.076)	290	07/92→10/01	←	08/93→; → F125157	2	24.5101-0346.3	331406	L= 346
			←	→ 07/93	2	24.5101-0346.3	331406	L= 346
			←	F125158→; → 09/01	2	83.7705-0342.3	331273	L= 340
			→	F 125158→; → 09/01	2	24.5123-0281.3	330877	L= 280
			→	→ 07/93	2	83.7704-0281.3	330804	L= 280
			→	08/93→; → F 125157	2	83.7704-0281.3	330804	L= 280
<b>MERCEDES-BENZ - SL (R230) 10/01—01/12</b>								
 <b>Bremssattel</b>								
280 (230.454) 300 (230.454) 350 (230.456)	170 170 200	03/08→01/12 04/09→01/12 03/06→01/12	→	 ; → 11/11; für Fahrzeuge mit Sportpaket		24.3426-9959.5	240952	ATE - Halter
			→	 ; → 11/11; für Fahrzeuge mit Sportpaket		24.3426-9960.5	240953	ATE - Halter
			→	 ; → 11/11; für Fahrzeuge ohne Sportpaket		24.3426-9989.5	240647	ATE - Halter
			→	 ; → 11/11; für Fahrzeuge ohne Sportpaket		24.3426-9990.5	240648	ATE - Halter
350 (230.458)	232	04/08→01/12	→	 ; → 11/11; für Fahrzeuge mit Sportpaket		24.3426-9959.5	240952	ATE - Halter
			→	 ; → 11/11; für Fahrzeuge mit Sportpaket		24.3426-9960.5	240953	ATE - Halter
			→	 ; → 11/11; für Fahrzeuge ohne Sportpaket		24.3426-9991.5	240954	ATE - Halter
			→	 ; → 11/11; für Fahrzeuge ohne Sportpaket		24.3426-9992.5	240955	ATE - Halter
350 (230.467)	180	03/03→01/12	→	 ; → 11/11		24.3426-9989.5	240647	ATE - Halter
			→	 ; → 11/11		24.3426-9990.5	240648	ATE - Halter
500 (230.471)	285	03/06→01/12	→	 ; → 11/11		24.3426-9959.5	240952	ATE - Halter
			→	 ; → 11/11		24.3426-9960.5	240953	ATE - Halter
500 (230.475)	225	10/01→01/12	→	 ; → 11/11		24.3426-9991.5	240954	ATE - Halter
			→	 ; → 11/11		24.3426-9992.5	240955	ATE - Halter
<b>Halter, Bremssattel</b>								
350 (230.458)	232	04/08→01/12	→	→ 11/11; für Fahrzeuge ohne Sportpaket		11.8170-0611.1	260116	ATE
500 (230.475)	225	10/01→01/12	→	→ 11/11		11.8170-0611.1	260116	ATE
<b>Feder, Bremssattel</b>								
280 (230.454) 300 (230.454) 350 (230.456) 500 (230.471)	170 170 200 285	03/08→01/12 04/09→01/12 03/06→01/12 03/06→01/12		→ 11/11	2	11.8116-0086.2	390606	ATE
350 (230.458)	232	04/08→01/12		→ 11/11; für Fahrzeuge mit Sportpaket	2	11.8116-0086.2	390606	ATE
				→ 11/11; für Fahrzeuge ohne Sportpaket	2	11.8116-0323.1	390459	ATE
350 (230.467) 500 (230.475)	180 225	03/03→01/12 10/01→01/12		→ 11/11	2	11.8116-0323.1	390459	ATE
<b>Führungshülzensatz, Bremssattel</b>								
280 (230.454) 300 (230.454) 350 (230.456) 350 (230.458) 350 (230.467) 500 (230.471) 500 (230.475)	170 170 200 232 180 285 225	03/08→01/12 04/09→01/12 03/06→01/12 04/08→01/12 03/03→01/12 03/06→01/12 10/01→01/12	→	→ 11/11		11.0101-5407.2	260011	ATE
<b>Führungsbolzen, Bremssattel</b>								
280 (230.454) 300 (230.454) 350 (230.456) 350 (230.458) 500 (230.471) 500 (230.475)	170 170 200 232 285 225	03/08→01/12 04/09→01/12 03/06→01/12 04/08→01/12 03/06→01/12 10/01→01/12		→ 11/11	2	11.8171-0008.1	990049	ATE
350 (230.467)	180	03/03→01/12		→ 11/11		11.8171-0072.1	250154	ATE








	kW			 	! #		
<b>MERCEDES-BENZ - SL (R230) 10/01→01/12</b>							
<b>Dichtungssatz, Bremssattel</b>							
350 (230.458)	232	04/08→01/12	➡	→ 11/11; für Fahrzeuge ohne Sportpaket		11.0441-4203.2 250013	ATE
350 (230.467)	180	03/03→01/12	➡	→ 11/11		11.0441-4203.2 250013	ATE
500 (230.475)	225	10/01→01/12					
<b>Schraube, Bremssattel</b>							
280 (230.454)	170	03/08→01/12	⬅	→ 11/11; für Fahrzeuge ohne Sportpaket	4	13.8190-0330.1 990134	M12x1,5
300 (230.454)	170	04/09→01/12					
350 (230.456)	200	03/06→01/12					
350 (230.458)	232	04/08→01/12					
350 (230.467)	180	03/03→01/12	⬅	→ 11/11	4	13.8190-0330.1 990134	M12x1,5
500 (230.475)	225	10/01→01/12					
<b>Bremsschlauch</b>							
280 (230.454)	170	03/08→01/12	⬅	→ 11/11	2	83.7715-0380.3 331269	L= 380
300 (230.454)	170	04/09→01/12					
350 (230.456)	200	03/06→01/12	➡	→ 11/11	2	24.5172-0305.3 331312	L= 305
350 (230.458)	232	04/08→01/12					
350 (230.467)	180	03/03→01/12					
500 (230.471)	285	03/06→01/12					
500 (230.475)	225	10/01→01/12					
55 AMG (230.472)	380	03/06→01/12					
55 AMG Kompressor (230.474)	368	06/02→01/12					
600 (230.476)	368	04/03→01/12					
600 (230.477)	380	03/06→01/12					
63 AMG (230.470)	386	03/08→01/12					
65 AMG (230.479)	450	03/04→01/12					
55 AMG (230.474)	350	10/01→06/02	⬅		2	83.7715-0380.3 331269	L= 380
			➡		2	24.5172-0305.3 331312	L= 305
65 AMG Black Series (230.479)	493	07/08→01/12	➡	→ 11/11	2	24.5238-0255.3 330674	L= 255
<b>MERCEDES-BENZ - SLC (R172) 01/16→</b>							
<b>Bremssattel</b>							
180 (172.431)	115	01/16→	⬅	☐; für Fahrzeuge ohne Sportpaket		24.3606-1707.7 221011	TRW - Halter
			⬅	☐; für Fahrzeuge ohne Sportpaket		24.3606-1708.7 221012	TRW - Halter
<b>Bremsschlauch</b>							
180 (172.431)	115	01/16→	⬅		2	83.7705-0386.3 330828	L= 385
200 (172.434)	135	01/16→					
250 d (172.404)	150	01/16→10/17	➡		2	83.7713-0294.3 331518	L= 295
300 (172.438)	180	01/16→					
AMG SLC 43 (172.466)	270	01/16→	⬅		2	83.7705-0386.3 330828	L= 385
AMG SLC 43 (172.466)	287	06/18→					
<b>MERCEDES-BENZ - SLK (R170) 04/96→04/04</b>							
<b>Bremssattel</b>							
200 (170.435)	100	09/96→03/00	⬅	☐		11.3571-8512.2 220316	ATE - Halter
200 Kompressor (170.445)	141	10/96→03/00				24.3571-8512.5 240492	ATE - Halter
230 Kompressor (170.447)	142	09/96→03/00	⬅	☐		24.3571-8511.5 240491	ATE - Halter
			➡	☐; F017688→		24.4236-8003.5 230139	ATE
			➡	☐; F017688→		24.4236-8004.5 230140	ATE
			➡	☐; → F017687		24.9238-8035.5 230025	ATE
			➡	☐; → F017687		24.9238-8036.5 230026	ATE
200 Kompressor (170.444)	120	03/00→04/04	⬅	☐; → 03/04		11.3571-8512.2 220316	ATE - Halter
230 Kompressor (170.449)	145	03/00→04/04	⬅	☐; → 03/04		24.3571-8512.5 240492	ATE - Halter
			⬅	☐; → 03/04		24.3571-8511.5 240491	ATE - Halter
			➡	☐; → 03/04		24.4236-8003.5 230139	ATE
			➡	☐; → 03/04		24.4236-8004.5 230140	ATE
320 (170.465)	160	03/00→04/04	⬅	☐; 04/00→ 03/04		24.3571-8509.5 241032	ATE - Halter
			⬅	☐; 04/00→ 03/04		24.3571-8510.5 241033	ATE - Halter
			➡	☐; 04/00→ 03/04		24.4236-8003.5 230139	ATE
			➡	☐; 04/00→ 03/04		24.4236-8004.5 230140	ATE
32 AMG Kompressor (170.466)	260	03/01→04/04	➡	☐; → 03/04		24.4421-8025.5 230127	ATE
			➡	☐; → 03/04		24.4421-8026.5 230128	ATE
↓							








	kW			 	! #		
<b>MERCEDES-BENZ - SLK (R170) 04/96→04/04</b>							
<b>Halter, Bremssattel</b>							
200 (170.435) 200 Kompressor (170.445) 230 Kompressor (170.447)	100 141 142	09/96→03/00 10/96→03/00 09/96→03/00	←		2	11.8170-0401.1 260103	ATE
200 Kompressor (170.444) 230 Kompressor (170.449)	120 145	03/00→04/04 03/00→04/04	←	→ 03/04	2	11.8170-0401.1 260103	ATE
<b>Feder, Bremssattel</b>							
200 (170.435) 200 Kompressor (170.445) 230 Kompressor (170.447)	100 141 142	09/96→03/00 10/96→03/00 09/96→03/00	←		2	11.8116-0253.1 390512	ATE
200 Kompressor (170.444) 230 Kompressor (170.449)	120 145	03/00→04/04 03/00→04/04	←	→ 03/04	2	11.8116-0253.1 390512	ATE
320 (170.465)	160	03/00→04/04	←	04/00→ 03/04	2	11.8116-0253.1 390512	ATE
32 AMG Kompressor (170.466)	260	03/01→04/04		→ 03/04	2	11.8116-0133.1 390511	ATE
<b>Führungshülzensatz, Bremssattel</b>							
200 (170.435) 200 Kompressor (170.445) 230 Kompressor (170.447)	100 141 142	09/96→03/00 10/96→03/00 09/96→03/00	←			11.0101-5407.2 260011	ATE
200 Kompressor (170.444) 230 Kompressor (170.449)	120 145	03/00→04/04 03/00→04/04	←	→ 03/04		11.0101-5407.2 260011	ATE
320 (170.465)	160	03/00→04/04	←	04/00→ 03/04		11.0101-5407.2 260011	ATE
32 AMG Kompressor (170.466)	260	03/01→04/04	←	→ 03/04		11.0101-5704.2 260095	ATE
<b>Führungsbolzen, Bremssattel</b>							
200 (170.435) 200 Kompressor (170.445) 230 Kompressor (170.447)	100 141 142	09/96→03/00 10/96→03/00 09/96→03/00	←		2	11.8171-0008.1 990049	ATE
200 Kompressor (170.444) 230 Kompressor (170.449)	120 145	03/00→04/04 03/00→04/04	←	→ 03/04	2	11.8171-0008.1 990049	ATE
320 (170.465)	160	03/00→04/04	←	04/00→ 03/04	2	11.8171-0008.1 990049	ATE
32 AMG Kompressor (170.466)	260	03/01→04/04		→ 03/04		11.8171-0096.1 250155	ATE
<b>Dichtungssatz, Bremssattel</b>							
200 (170.435) 200 Kompressor (170.445) 230 Kompressor (170.447)	100 141 142	09/96→03/00 10/96→03/00 09/96→03/00	←			11.0441-5703.2 250145	ATE
			→	F017688→		13.0441-3609.2 250057	ATE
			→	→ F017687		13.0441-3817.2 250071	ATE
200 Kompressor (170.444) 230 Kompressor (170.449)	120 145	03/00→04/04 03/00→04/04	←	→ 03/04		11.0441-5703.2 250145	ATE
			→	→ 03/04		13.0441-3609.2 250057	ATE
320 (170.465)	160	03/00→04/04	←	04/00→ 03/04		11.0441-5703.2 250145	ATE
			→	04/00→ 03/04		13.0441-3609.2 250057	ATE
32 AMG Kompressor (170.466)	260	03/01→04/04	→	→ 03/04		13.0441-4216.2 250093	ATE
<b>Schraube, Bremssattel</b>							
200 (170.435) 200 Kompressor (170.445) 230 Kompressor (170.447)	100 141 142	09/96→03/00 10/96→03/00 09/96→03/00	←		4	13.8190-0330.1 990134	M12x1,5
200 Kompressor (170.444) 230 Kompressor (170.449)	120 145	03/00→04/04 03/00→04/04	←	→ 03/04	4	13.8190-0330.1 990134	M12x1,5
↓							


















	kw			 	! #		
<b>MERCEDES-BENZ - SLK (R170) 04/96→04/04</b>							
<b>Schraube, Bremssattel</b>							
320 (170.465)	160	03/00→04/04	←	04/00→ 03/04	4	13.8190-0330.1 990134	M12x1,5
<b>Bremsschlauch</b>							
200 (170.435)	100	09/96→03/00	←		2	83.7705-0386.3 330828	L= 385
200 Kompressor (170.445)	141	10/96→03/00	→		2	24.5123-0281.3 330877	L= 280
230 Kompressor (170.447)	142	09/96→03/00					
200 Kompressor (170.444)	120	03/00→04/04	←	→ 03/04	2	83.7705-0386.3 330828	L= 385
230 Kompressor (170.449)	145	03/00→04/04	→	→ 03/04	2	24.5123-0281.3 330877	L= 280
32 AMG Kompressor (170.466)	260	03/01→04/04					
320 (170.465)	160	03/00→04/04	←	04/00→ 03/04	2	83.7705-0386.3 330828	L= 385
			→	04/00→ 03/04	2	24.5123-0281.3 330877	L= 280
<b>MERCEDES-BENZ - SLK (R171) 03/04→12/11</b>							
<b>Bremssattel</b>							
200 Kompressor (171.442)	120	03/04→02/11	←	☐; → F 197201; für Fahrzeuge ohne Sportpaket		24.3571-1739.5 240944	TRW - Halter
			←	☐; → F 197201; für Fahrzeuge ohne Sportpaket		24.3571-1740.5 240945	TRW - Halter
			→	☐; → 01/11; für Fahrzeuge ohne Sportpaket		24.4361-0023.5 230089	ATE
			→	☐; → 01/11; für Fahrzeuge ohne Sportpaket		24.4361-0024.5 230090	ATE
200 Kompressor (171.445)	135	01/08→02/11	←	☐; → F 197201; für Fahrzeuge ohne Sportpaket		24.3571-1739.5 240944	TRW - Halter
			←	☐; → F 197201; für Fahrzeuge ohne Sportpaket		24.3571-1740.5 240945	TRW - Halter
			→	☐; → 01/11; für Fahrzeuge ohne Sportpaket		24.4361-0023.5 230089	ATE
			→	☐; → 01/11; für Fahrzeuge ohne Sportpaket		24.4361-0024.5 230090	ATE
			→	☐; → 01/11; für Fahrzeuge mit Sportpaket		24.9936-0035.5 230047	ATE
			→	☐; → 01/11; für Fahrzeuge mit Sportpaket		24.9936-0036.5 230048	ATE
280 (171.454)	170	01/05→02/11	←	☐; 04/05→ 01/11; für Fahrzeuge ohne Sportpaket		24.3571-1721.5 240910	TRW - Halter
			←	☐; 04/05→ 01/11; für Fahrzeuge ohne Sportpaket		24.3571-1722.5 240911	TRW - Halter
			→	☐; 04/05→ 01/11; für Fahrzeuge ohne Sportpaket		24.4361-0023.5 230089	ATE
			→	☐; 04/05→ 01/11; für Fahrzeuge ohne Sportpaket		24.4361-0024.5 230090	ATE
			→	☐; 04/05→ 01/11; für Fahrzeuge mit Sportpaket		24.9936-0035.5 230047	ATE
			→	☐; 04/05→ 01/11; für Fahrzeuge mit Sportpaket		24.9936-0036.5 230048	ATE
300 (171.454)	170	04/09→02/11	←	☐; → 01/11; für Fahrzeuge ohne Sportpaket		24.3571-1721.5 240910	TRW - Halter
			←	☐; → 01/11; für Fahrzeuge ohne Sportpaket		24.3571-1722.5 240911	TRW - Halter
			→	☐; → 01/11; für Fahrzeuge ohne Sportpaket		24.4361-0023.5 230089	ATE
			→	☐; → 01/11; für Fahrzeuge ohne Sportpaket		24.4361-0024.5 230090	ATE
			→	☐; → 01/11; für Fahrzeuge mit Sportpaket		24.9936-0035.5 230047	ATE
			→	☐; → 01/11; für Fahrzeuge mit Sportpaket		24.9936-0036.5 230048	ATE
350 (171.456)	200	06/04→02/11	→	☐; → 01/11		24.9936-0035.5 230047	ATE
350 (171.458)	224	01/08→02/11	→	☐; → 01/11		24.9936-0036.5 230048	ATE
<b>Dichtungssatz, Bremssattel</b>							
200 Kompressor (171.442)	120	03/04→02/11	→	→ 01/11; für Fahrzeuge ohne Sportpaket		13.0441-3609.2 250057	ATE
200 Kompressor (171.445)	135	01/08→02/11	→	→ 01/11		13.0441-3609.2 250057	ATE
300 (171.454)	170	04/09→02/11					












	kw			 	! #		
<b>MERCEDES-BENZ - SLK (R171) 03/04→12/11</b>							
<b>Dichtungssatz, Bremssattel</b>							
350 (171.456)	200	06/04→02/11	➡	→ 01/11		13.0441-3609.2	250057 ATE
350 (171.458)	224	01/08→02/11					
280 (171.454)	170	01/05→02/11	➡	04/05→ 01/11		13.0441-3609.2	250057 ATE
<b>Zubehörsatz, Bremssattel</b>							
200 Kompressor (171.442)	120	03/04→02/11	⬅	→ F 197201; für Fahrzeuge ohne Sportpaket		24.0101-3803.2	260101 TRW
200 Kompressor (171.445)	135	01/08→02/11					
<b>Schraube, Bremssattel</b>							
55 AMG (171.473)	265	06/04→02/11		→ F 194373; - AMG Black Series		13.8190-0330.1	990134 M12x1,5
55 AMG (171.473)	294	06/06→02/11					
<b>Bremsschlauch</b>							
200 Kompressor (171.442)	120	03/04→02/11	⬅	→ 01/11	2	83.7705-0386.3	330828 L= 385
200 Kompressor (171.445)	135	01/08→02/11	➡	→ 01/11	2	24.5123-0281.3	330877 L= 280
300 (171.454)	170	04/09→02/11					
350 (171.456)	200	06/04→02/11					
350 (171.458)	224	01/08→02/11					
55 AMG (171.473)	265	06/04→02/11					
55 AMG (171.473)	294	06/06→02/11					
280 (171.454)	170	01/05→02/11	⬅	04/05→ 01/11	2	83.7705-0386.3	330828 L= 385
			➡	04/05→ 01/11	2	24.5123-0281.3	330877 L= 280
<b>MERCEDES-BENZ - SLK (R172) 01/11→</b>							
<b>Bremssattel</b>							
200 (172.448)	135	02/11→	⬅	☐; für Fahrzeuge ohne Sportpaket		24.3606-1707.7	221011 TRW - Halter
			⬅	☐; für Fahrzeuge ohne Sportpaket		24.3606-1708.7	221012 TRW - Halter
<b>Bremsschlauch</b>							
200 (172.434)	135	04/15→	⬅		2	83.7705-0386.3	330828 L= 385
200 (172.448)	135	02/11→	➡		2	83.7713-0294.3	331518 L= 295
250 (172.447)	150	02/11→					
250 CDI / d (172.403)	150	01/12→					
300 (172.438)	180	07/15→					
350 (172.457)	225	02/11→					
55 AMG (172.475)	310	01/12→	⬅		2	83.7705-0386.3	330828 L= 385
<b>MERCEDES-BENZ - SPRINTER 2-t Bus (901, 902) 01/95→05/06</b>							
<b>Bremssattel</b>							
208 CDI	60	04/00→05/06	⬅	☐		24.3441-1701.5	240331 PER - Halter
208 D	58	02/95→04/00				24.3601-8513.5	240687 ATE - Halter
210 D	75	03/97→04/00					
211 CDI	80	04/00→05/06	⬅	☐		24.3441-1702.5	240332 PER - Halter
212 D	90	02/95→04/00				24.3601-8514.5	240688 ATE - Halter
213 CDI	95	04/00→05/06	➡	☐		24.3451-8501.5	241145 ATE - Halter
214 (902.071, 902.072, 902.671, 902.672)	105	02/95→05/06				24.3521-1707.5	240471 BOS - Halter
214 NGT	95	02/95→05/06				24.3521-8501.5	241237 ATE - Halter
216 CDI	115	04/00→05/06	➡	☐		24.3451-8502.5	241146 ATE - Halter
						24.3521-1708.5	240472 BOS - Halter
						24.3521-8502.5	241238 ATE - Halter
<b>Halter, Bremssattel</b>							
208 CDI	60	04/00→05/06	⬅			11.8170-0510.1	260111 ATE
208 D	58	02/95→04/00					
210 D	75	03/97→04/00	➡			11.8170-0407.1	260114 ATE
211 CDI	80	04/00→05/06					
212 D	90	02/95→04/00					
213 CDI	95	04/00→05/06					
214 (902.071, 902.072, 902.671, 902.672)	105	02/95→05/06					
214 NGT	95	02/95→05/06					
216 CDI	115	04/00→05/06					
<b>Feder, Bremssattel</b>							
208 CDI	60	04/00→05/06	⬅		2	11.8116-0200.1	390505 ATE
208 D	58	02/95→04/00					
210 D	75	03/97→04/00	➡		2	11.8116-0172.1	390500 ATE
211 CDI	80	04/00→05/06				11.8116-0191.1	390522 ATE
212 D	90	02/95→04/00					

	kW			 	! #		
<b>MERCEDES-BENZ - SPRINTER 2-t Bus (901, 902) 01/95→05/06</b>							
<b>Feder, Bremssattel</b>							
213 CDI	95	04/00→05/06	←		2	11.8116-0200.1 390505	ATE
214 (902.071, 902.072, 902.671, 902.672)	105	02/95→05/06	→		2	11.8116-0172.1 390500	ATE
214 NGT	95	02/95→05/06				11.8116-0191.1 390522	ATE
216 CDI	115	04/00→05/06					
<b>Führungshülzensatz, Bremssattel</b>							
208 CDI	60	04/00→05/06	←			11.0101-5704.2 260095	ATE
208 D	58	02/95→04/00	→			11.0101-5407.2 260011	ATE
210 D	75	03/97→04/00					
211 CDI	80	04/00→05/06					
212 D	90	02/95→04/00					
213 CDI	95	04/00→05/06					
214 (902.071, 902.072, 902.671, 902.672)	105	02/95→05/06					
214 NGT	95	02/95→05/06					
216 CDI	115	04/00→05/06					
<b>Führungsbolzen, Bremssattel</b>							
208 CDI	60	04/00→05/06	←		2	11.8171-0008.1 990049	ATE
208 D	58	02/95→04/00	→		2	11.8171-0008.1 990049	ATE
210 D	75	03/97→04/00					
211 CDI	80	04/00→05/06					
212 D	90	02/95→04/00					
213 CDI	95	04/00→05/06					
214 (902.071, 902.072, 902.671, 902.672)	105	02/95→05/06					
214 NGT	95	02/95→05/06					
216 CDI	115	04/00→05/06					
<b>Dichtungssatz, Bremssattel</b>							
208 CDI	60	04/00→05/06	←			11.0441-6007.2 250146	ATE
208 D	58	02/95→04/00	→			11.0441-4502.2 250143	ATE
210 D	75	03/97→04/00				11.0441-5203.2 250144	ATE
211 CDI	80	04/00→05/06					
212 D	90	02/95→04/00					
213 CDI	95	04/00→05/06					
214 (902.071, 902.072, 902.671, 902.672)	105	02/95→05/06					
214 NGT	95	02/95→05/06					
216 CDI	115	04/00→05/06					
<b>Bremsschlauch</b>							
208 CDI	60	04/00→05/06	←		2	83.7716-0363.3 330829	L= 363
208 D	58	02/95→04/00	→		2	83.7716-0363.3 330829	L= 363
210 D	75	03/97→04/00					
211 CDI	80	04/00→05/06					
212 D	90	02/95→04/00					
213 CDI	95	04/00→05/06					
214 (902.071, 902.072, 902.671, 902.672)	105	02/95→05/06					
214 NGT	95	02/95→05/06					
216 CDI	115	04/00→05/06					
<b>MERCEDES-BENZ - SPRINTER 2-t Kasten (901, 902) 01/95→05/06</b>							
<b>Bremssattel</b>							
208 CDI	60	04/00→05/06	←	☐		24.3441-1701.5 240331	PER - Halter
208 D	58	02/95→04/00				24.3601-8513.5 240687	ATE - Halter
208 D	60	10/96→04/00					
210 D	75	01/97→04/00	←	☐		24.3441-1702.5 240332	PER - Halter
211 CDI	80	04/00→05/06				24.3601-8514.5 240688	ATE - Halter
212 D	90	02/95→04/00	→	☐		24.3451-8501.5 241145	ATE - Halter
213 CDI	95	04/00→05/06				24.3521-1707.5 240471	BOS - Halter
214	105	02/95→05/06				24.3521-8501.5 241237	ATE - Halter
214 NGT	95	02/95→05/06					
216 CDI	115	04/00→05/06	→	☐		24.3451-8502.5 241146	ATE - Halter
						24.3521-1708.5 240472	BOS - Halter
						24.3521-8502.5 241238	ATE - Halter
<b>Halter, Bremssattel</b>							
208 CDI	60	04/00→05/06	←			11.8170-0510.1 260111	ATE
208 D	58	02/95→04/00	→			11.8170-0407.1 260114	ATE
208 D	60	10/96→04/00					
210 D	75	01/97→04/00					
211 CDI	80	04/00→05/06					
212 D	90	02/95→04/00					
213 CDI	95	04/00→05/06					
214	105	02/95→05/06					
214 NGT	95	02/95→05/06					
↓							

	kW					! #		
<b>MERCEDES-BENZ - SPRINTER 2-t Kasten (901, 902) 01/95→05/06</b>								
<b>Halter, Bremssattel</b>								
216 CDI	115	04/00→05/06	←				11.8170-0510.1 260111	ATE
			→				11.8170-0407.1 260114	ATE
<b>Feder, Bremssattel</b>								
208 CDI	60	04/00→05/06	←		2		11.8116-0200.1 390505	ATE
208 D	58	02/95→04/00						
208 D	60	10/96→04/00	→		2		11.8116-0172.1 390500	ATE
210 D	75	01/97→04/00					11.8116-0191.1 390522	ATE
211 CDI	80	04/00→05/06						
212 D	90	02/95→04/00						
213 CDI	95	04/00→05/06						
214	105	02/95→05/06						
214 NGT	95	02/95→05/06						
216 CDI	115	04/00→05/06						
<b>Führungshülzensatz, Bremssattel</b>								
208 CDI	60	04/00→05/06	←				11.0101-5704.2 260095	ATE
208 D	58	02/95→04/00						
208 D	60	10/96→04/00	→				11.0101-5407.2 260011	ATE
210 D	75	01/97→04/00						
211 CDI	80	04/00→05/06						
212 D	90	02/95→04/00						
213 CDI	95	04/00→05/06						
214	105	02/95→05/06						
214 NGT	95	02/95→05/06						
216 CDI	115	04/00→05/06						
<b>Führungsbolzen, Bremssattel</b>								
208 CDI	60	04/00→05/06	←		2		11.8171-0008.1 990049	ATE
208 D	58	02/95→04/00						
208 D	60	10/96→04/00	→		2		11.8171-0008.1 990049	ATE
210 D	75	01/97→04/00						
211 CDI	80	04/00→05/06						
212 D	90	02/95→04/00						
213 CDI	95	04/00→05/06						
214	105	02/95→05/06						
214 NGT	95	02/95→05/06						
216 CDI	115	04/00→05/06						
<b>Dichtungssatz, Bremssattel</b>								
208 CDI	60	04/00→05/06	←				11.0441-6007.2 250146	ATE
208 D	58	02/95→04/00						
208 D	60	10/96→04/00	→				11.0441-4502.2 250143	ATE
210 D	75	01/97→04/00					11.0441-5203.2 250144	ATE
211 CDI	80	04/00→05/06						
212 D	90	02/95→04/00						
213 CDI	95	04/00→05/06						
214	105	02/95→05/06						
214 NGT	95	02/95→05/06						
216 CDI	115	04/00→05/06						
<b>Bremsschlauch</b>								
208 CDI	60	04/00→05/06	←		2		83.7716-0363.3 330829	L= 363
208 D	58	02/95→04/00						
208 D	60	10/96→04/00	→		2		83.7716-0363.3 330829	L= 363
210 D	75	01/97→04/00						
211 CDI	80	04/00→05/06						
212 D	90	02/95→04/00						
213 CDI	95	04/00→05/06						
214	105	02/95→05/06						
214 NGT	95	02/95→05/06						
216 CDI	115	04/00→05/06						
<b>MERCEDES-BENZ - SPRINTER 2-t Pritsche/Fahrgestell (901, 902) 01/95→05/06</b>								
<b>Bremssattel</b>								
208 CDI	60	04/00→05/06	←	☐			24.3441-1701.5 240331	PER - Halter
208 D	60	09/96→04/00					24.3601-8513.5 240687	ATE - Halter
210 D	75	01/97→04/00						
211 CDI	80	04/00→05/06	←	☐			24.3441-1702.5 240332	PER - Halter
213 CDI	95	04/00→05/06					24.3601-8514.5 240688	ATE - Halter
214 (902.011, 902.012, 902.611, 902.612)	105	02/95→05/06	→	☐			24.3451-8501.5 241145	ATE - Halter
214 NGT	95	02/95→05/06					24.3521-1707.5 240471	BOS - Halter
216 CDI	115	04/00→05/06					24.3521-8501.5 241237	ATE - Halter
			→	☐			24.3451-8502.5 241146	ATE - Halter
							24.3521-1708.5 240472	BOS - Halter
							24.3521-8502.5 241238	ATE - Halter
208 D	58	01/95→04/00	←	☐; 02/95→			24.3441-1701.5 240331	PER - Halter

	kw			 	! #		
<b>MERCEDES-BENZ - SPRINTER 2-t Pritsche/Fahrgestell (901, 902) 01/95—05/06</b>							
<b> Bremssattel</b>							
208 D	58	01/95→04/00	←	☐; 02/95→		24.3601-8513.5 240687	ATE - Halter
			←	☐; 02/95→		24.3441-1702.5 240332	PER - Halter
						24.3601-8514.5 240688	ATE - Halter
			→	☐; 02/95→		24.3451-8501.5 241145	ATE - Halter
						24.3521-1707.5 240471	BOS - Halter
						24.3521-8501.5 241237	ATE - Halter
			→	☐; 02/95→		24.3451-8502.5 241146	ATE - Halter
						24.3521-1708.5 240472	BOS - Halter
						24.3521-8502.5 241238	ATE - Halter
212 D	90	02/95→04/00	←	☐		24.3441-1701.5 240331	PER - Halter
						24.3601-8513.5 240687	ATE - Halter
			←	☐		24.3441-1702.5 240332	PER - Halter
						24.3601-8514.5 240688	ATE - Halter
			→	☐		24.3451-8501.5 241145	ATE - Halter
						24.3451-8502.5 241146	ATE - Halter
<b>Halter, Bremssattel</b>							
208 CDI	60	04/00→05/06	←			11.8170-0510.1 260111	ATE
208 D	60	09/96→04/00					
210 D	75	01/97→04/00	→			11.8170-0407.1 260114	ATE
211 CDI	80	04/00→05/06					
213 CDI	95	04/00→05/06					
214 (902.011, 902.012, 902.611, 902.612)	105	02/95→05/06					
214 NGT	95	02/95→05/06					
216 CDI	115	04/00→05/06					
208 D	58	01/95→04/00	←	02/95→		11.8170-0510.1 260111	ATE
			→	02/95→		11.8170-0407.1 260114	ATE
212 D	90	02/95→04/00	←			11.8170-0510.1 260111	ATE
<b>Feder, Bremssattel</b>							
208 CDI	60	04/00→05/06	←		2	11.8116-0200.1 390505	ATE
208 D	60	09/96→04/00					
210 D	75	01/97→04/00	→		2	11.8116-0172.1 390500	ATE
211 CDI	80	04/00→05/06				11.8116-0191.1 390522	ATE
213 CDI	95	04/00→05/06					
214 (902.011, 902.012, 902.611, 902.612)	105	02/95→05/06					
214 NGT	95	02/95→05/06					
216 CDI	115	04/00→05/06					
208 D	58	01/95→04/00	←	02/95→	2	11.8116-0200.1 390505	ATE
			→	02/95→	2	11.8116-0172.1 390500	ATE
						11.8116-0191.1 390522	ATE
212 D	90	02/95→04/00	←		2	11.8116-0200.1 390505	ATE
			→		2	11.8116-0172.1 390500	ATE
<b>Führungshülzensatz, Bremssattel</b>							
208 CDI	60	04/00→05/06	←			11.0101-5704.2 260095	ATE
208 D	60	09/96→04/00					
210 D	75	01/97→04/00	→			11.0101-5407.2 260011	ATE
211 CDI	80	04/00→05/06					
212 D	90	02/95→04/00					
213 CDI	95	04/00→05/06					
214 (902.011, 902.012, 902.611, 902.612)	105	02/95→05/06					
214 NGT	95	02/95→05/06					
216 CDI	115	04/00→05/06					
208 D	58	01/95→04/00	←	02/95→		11.0101-5704.2 260095	ATE
			→	02/95→		11.0101-5407.2 260011	ATE
<b>Führungsbolzen, Bremssattel</b>							
208 CDI	60	04/00→05/06	←		2	11.8171-0008.1 990049	ATE
208 D	60	09/96→04/00					
210 D	75	01/97→04/00	→		2	11.8171-0008.1 990049	ATE
211 CDI	80	04/00→05/06					
212 D	90	02/95→04/00					
213 CDI	95	04/00→05/06					
214 (902.011, 902.012, 902.611, 902.612)	105	02/95→05/06					
214 NGT	95	02/95→05/06					
216 CDI	115	04/00→05/06					
↓							

	kW					! #		
<b>MERCEDES-BENZ - SPRINTER 2-t Pritsche/Fahrgestell (901, 902) 01/95→05/06</b>								
<b>Führungsbolzen, Bremsattel</b>								
208 D	58	01/95→04/00	←	02/95→	2	11.8171-0008.1	990049	ATE
			→	02/95→	2	11.8171-0008.1	990049	ATE
<b>Dichtungssatz, Bremsattel</b>								
208 CDI	60	04/00→05/06	←			11.0441-6007.2	250146	ATE
208 D	60	09/96→04/00						
210 D	75	01/97→04/00	→			11.0441-4502.2	250143	ATE
211 CDI	80	04/00→05/06				11.0441-5203.2	250144	ATE
213 CDI	95	04/00→05/06						
214 (902.011, 902.012, 902.611, 902.612)	105	02/95→05/06						
214 NGT	95	02/95→05/06						
216 CDI	115	04/00→05/06						
208 D	58	01/95→04/00	←	02/95→		11.0441-6007.2	250146	ATE
			→	02/95→		11.0441-4502.2	250143	ATE
						11.0441-5203.2	250144	ATE
212 D	90	02/95→04/00	←			11.0441-6007.2	250146	ATE
			→			11.0441-4502.2	250143	ATE
<b> Bremsschlauch</b>								
208 CDI	60	04/00→05/06	←		2	83.7716-0363.3	330829	L= 363
208 D	60	09/96→04/00						
210 D	75	01/97→04/00	→		2	83.7716-0363.3	330829	L= 363
211 CDI	80	04/00→05/06						
212 D	90	02/95→04/00						
213 CDI	95	04/00→05/06						
214 (902.011, 902.012, 902.611, 902.612)	105	02/95→05/06						
214 NGT	95	02/95→05/06						
216 CDI	115	04/00→05/06						
208 D	58	01/95→04/00	←	02/95→	2	83.7716-0363.3	330829	L= 363
			→	02/95→	2	83.7716-0363.3	330829	L= 363
<b>MERCEDES-BENZ - SPRINTER 3,5-t Bus (906) 06/06→</b>								
<b> Bremsattel</b>								
310 CDI (906.731, 906.733, 906.735)	70	03/09→12/13	←	☐		24.3481-1789.5	240753	BRE - Halter
311 CDI (906.731, 906.733, 906.735)	80	06/06→12/09	←	☐		24.3481-1790.5	240754	BRE - Halter
311 CDI (906.731, 906.733, 906.735)	84	05/16→	→	☐		24.3511-1721.5	240920	BOS - Halter
311 CDI (906.731, 906.733, 906.735)	80	02/08→12/09	→	☐		24.3511-1722.5	240921	BOS - Halter
311 CDI 4x4 (906.731, 906.733, 906.735)	80	02/08→12/09						
313 CDI (906.731, 906.733, 906.735)	95	08/11→05/16						
313 CDI 4x4 (906.731, 906.733, 906.735)	95	08/11→05/16						
314 CDI (906.731, 906.733, 906.735)	105	05/16→						
314 CDI 4x4 (906.731, 906.733, 906.735)	105	05/16→						
315 CDI (906.731, 906.733, 906.735)	110	06/06→12/09						
315 CDI 4x4 (906.731, 906.733, 906.735)	110	02/08→12/09						
316 (906.733, 906.735)	115	09/08→						
316 CDI (906.731, 906.733, 906.735)	120	08/11→						
316 CDI 4x4 (906.731, 906.733, 906.735)	120	08/11→						
316 LGT	115	09/08→						
316 NGT (906.733)	115	03/09→						
318 CDI (906.731, 906.733, 906.735)	135	02/08→12/09						
318 CDI 4x4 (906.731, 906.733, 906.735)	135	02/08→12/09						
319 CDI / BlueTEC (906.731, 906.733, 906.735)	140	03/09→						
319 CDI / BlueTEC 4x4 (906.731, 906.733, 906.735)	140	03/09→						
324 (906.733, 906.735)	190	06/06→12/13						
↓								

**MERCEDES-BENZ - SPRINTER 3,5-t Bus (906) 06/06→**










 **Bremsschlauch**

310 CDI (906.731, 906.733, 906.735)	70	03/09→12/13	←		2	<b>24.5137-0385.3</b>	<b>331089</b>	L= 385
311 CDI (906.731, 906.733, 906.735)	80	06/06→12/09	→		2	<b>24.5137-0490.3</b>	<b>330964</b>	L= 490
311 CDI (906.731, 906.733, 906.735)	84	05/16→						
313 CDI (906.731, 906.733, 906.735)	95	08/11→05/16						
314 CDI (906.731, 906.733, 906.735)	105	05/16→						
315 CDI (906.731, 906.733, 906.735)	110	06/06→12/09						
316 (906.733, 906.735)	115	09/08→						
316 CDI (906.731, 906.733, 906.735)	120	08/11→						
316 LGT	115	09/08→						
316 NGT (906.733)	115	03/09→						
318 CDI (906.731, 906.733, 906.735)	135	02/08→12/09						
319 CDI / BlueTEC (906.731, 906.733, 906.735)	140	03/09→						
324 (906.733, 906.735)	190	06/06→12/13						
311 CDI 4x4 (906.731, 906.733, 906.735)	80	02/08→12/09	←		2	<b>24.5137-0455.3</b>	<b>331131</b>	L= 455
313 CDI 4x4 (906.731, 906.733, 906.735)	95	08/11→05/16						
314 CDI 4x4 (906.731, 906.733, 906.735)	105	05/16→						
315 CDI 4x4 (906.731, 906.733, 906.735)	110	02/08→12/09						
316 CDI 4x4 (906.731, 906.733, 906.735)	120	08/11→						
318 CDI 4x4 (906.731, 906.733, 906.735)	135	02/08→12/09						
319 CDI / BlueTEC 4x4 (906.731, 906.733, 906.735)	140	03/09→						











**MERCEDES-BENZ - SPRINTER 3,5-t Kasten (906) 06/06→**

 **Bremssattel**

309 CDI (906.631, 906.633, 906.635, 906.637)	65	06/06→12/09	←			<b>24.3481-1789.5</b>	<b>240753</b>	BRE - Halter
			←			<b>24.3481-1790.5</b>	<b>240754</b>	BRE - Halter
310 CDI (906.631, 906.633, 906.635, 906.637)	70	03/09→	→			<b>24.3511-1721.5</b>	<b>240920</b>	BOS - Halter
311 CDI (906.631, 906.633, 906.635, 906.637)	80	06/06→12/09	→			<b>24.3511-1722.5</b>	<b>240921</b>	BOS - Halter
311 CDI (906.631, 906.633, 906.635, 906.637)	84	05/16→						
311 CDI 4x4 (906.631, 906.633, 906.635, 906.637)	80	02/08→12/09						
313 CDI (906.631, 906.633, 906.635, 906.637)	95	06/06→						
313 CDI (906.631, 906.633, 906.635, 906.637)	95	05/09→						
313 CDI 4x4 (906.631, 906.633, 906.635, 906.637)	95	05/09→						
314 CDI (906.631, 906.633, 906.635, 906.637)	105	05/16→						
314 CDI 4x4 (906.631, 906.633, 906.635, 906.637)	105	05/16→						
315 CDI (906.631, 906.633, 906.635, 906.637)	110	06/06→12/09						
315 CDI 4x4 (906.631, 906.633, 906.635, 906.637)	110	02/08→12/09						
316 (906.635, 906.633)	115	09/08→						
316 CDI (906.631, 906.633, 906.635, 906.637)	120	03/09→						
↓								

	kW			 	! #		
<b>MERCEDES-BENZ - SPRINTER 3,5-t Kasten (906) 06/06→</b>							
<b> Bremssattel</b>							
316 CDI 4x4 (906.631, 906.633, 906.635, 906.637)	120	03/09→	←	<input type="checkbox"/>		24.3481-1789.5 240753	BRE - Halter
			←	<input type="checkbox"/>		24.3481-1790.5 240754	BRE - Halter
316 LGT (906.633, 906.635)	115	09/08→	→	<input type="checkbox"/>		24.3511-1721.5 240920	BOS - Halter
316 NGT (906.633, 906.635)	115	09/08→	→	<input type="checkbox"/>		24.3511-1722.5 240921	BOS - Halter
318 CDI (906.631, 906.633, 906.635, 906.637)	135	06/06→12/09					
318 CDI 4x4 (906.631, 906.633, 906.635, 906.637)	135	02/08→12/09					
319 CDI / BlueTEC (906.631, 906.633, 906.635, 906.637)	140	03/09→					
319 CDI / BlueTEC 4x4 (906.631, 906.633, 906.635, ...)	140	03/09→					
324 (906.633, 906.635, 906.637)	190	06/06→12/13					
<b> Bremsschlauch</b>							
309 CDI (906.631, 906.633, 906.635, 906.637)	65	06/06→12/09	←		2	24.5137-0385.3 331089	L= 385
			→		2	24.5137-0490.3 330964	L= 490
310 CDI (906.631, 906.633, 906.635, 906.637)	70	03/09→					
311 CDI (906.631, 906.633, 906.635, 906.637)	80	06/06→12/09					
311 CDI (906.631, 906.633, 906.635, 906.637)	84	05/16→					
313 CDI (906.631, 906.633, 906.635, 906.637)	95	06/06→					
313 CDI (906.631, 906.633, 906.635, 906.637)	95	05/09→					
314 CDI (906.631, 906.633, 906.635, 906.637)	105	05/16→					
315 CDI (906.631, 906.633, 906.635, 906.637)	110	06/06→12/09					
316 (906.635, 906.633)	115	09/08→					
316 CDI (906.631, 906.633, 906.635, 906.637)	120	03/09→					
316 LGT (906.633, 906.635)	115	09/08→					
316 NGT (906.633, 906.635)	115	09/08→					
318 CDI (906.631, 906.633, 906.635, 906.637)	135	06/06→12/09					
319 CDI / BlueTEC (906.631, 906.633, 906.635, 906.637)	140	03/09→					
324 (906.633, 906.635, 906.637)	190	06/06→12/13					
311 CDI 4x4 (906.631, 906.633, 906.635, 906.637)	80	02/08→12/09	←		2	24.5137-0455.3 331131	L= 455
313 CDI 4x4 (906.631, 906.633, 906.635, 906.637)	95	05/09→					
314 CDI 4x4 (906.631, 906.633, 906.635, 906.637)	105	05/16→					
315 CDI 4x4 (906.631, 906.633, 906.635, 906.637)	110	02/08→12/09					
316 CDI 4x4 (906.631, 906.633, 906.635, 906.637)	120	03/09→					
318 CDI 4x4 (906.631, 906.633, 906.635, 906.637)	135	02/08→12/09					
			↓				



	kW					! #		
<b>MERCEDES-BENZ - SPRINTER 3,5-t Kasten (906) 06/06→</b>								
 <b>Bremsschlauch</b>								
319 CDI / BlueTEC 4x4 (906.631, 906.633, 906.635,....	140	03/09→	←			2	24.5137-0455.3 331131	L= 455
<b>MERCEDES-BENZ - SPRINTER 3,5-t Pritsche/Fahrgestell (906) 06/06→</b>								
 <b>Bremssattel</b>								
309 CDI (906.131, 906.133, 906.135, 906.231, 906.233,....	65	06/06→12/09	←	☐			24.3481-1789.5 240753	BRE - Halter
			←	☐			24.3481-1790.5 240754	BRE - Halter
310 CDI (906.131, 906.133, 906.135, 906.231, 906.233,....	70	03/09→05/16	→	☐			24.3511-1721.5 240920	BOS - Halter
			→	☐			24.3511-1722.5 240921	BOS - Halter
311 CDI (906.131, 906.133, 906.135, 906.231, 906.233,....	80	06/06→12/09						
311 CDI (906.131, 906.133, 906.135, 906.231, 906.233,....	84	05/16→						
311 CDI 4x4 (906.131, 906.133, 906.135, 906.231, 906.233,....	80	02/08→12/09						
313 CDI (906.131, 906.133, 906.135, 906.231, 906.233,....	95	06/06→05/16						
313 CDI 4x4 (906.131, 906.133, 906.135, 906.231, 906.233,....	95	06/06→05/16						
314 CDI (906.131, 906.133, 906.135, 906.231, 906.233,....	105	05/16→						
314 CDI 4x4 (906.131, 906.133, 906.135, 906.231, 906.233,....	105	05/16→						
315 CDI (906.131, 906.133, 906.135, 906.231, 906.233,....	110	06/06→12/09						
315 CDI 4x4 (906.131, 906.133, 906.135, 906.231, 906.233,....	110	02/08→12/09						
316 (906.133, 906.135, 906.233, 906.235)	115	09/08→						
316 CDI (906.131, 906.133, 906.135, 906.231, 906.233,....	120	03/09→						
316 CDI 4x4 (906.131, 906.133, 906.135, 906.231, 906.233,....	120	03/09→						
316 LGT (906.133, 906.135, 906.233, 906.235)	115	09/08→						
316 NGT (906.133, 906.135, 906.233, 906.235)	115	09/08→						
318 CDI (906.131, 906.133, 906.135, 906.231, 906.233,....	135	06/06→12/09						
318 CDI 4x4 (906.131, 906.133, 906.135, 906.231, 906.233,....	135	02/08→12/09						
319 CDI / BlueTEC (906.131, 906.133, 906.135, 906.231,....	140	03/09→						
319 CDI / BlueTEC 4x4 (906.131, 906.133, 906.135,....	140	05/11→						
324 (906.133, 906.135, 906.233, 906.235, 906.132,....	190	06/06→12/13						
 <b>Bremsschlauch</b>								
309 CDI (906.131, 906.133, 906.135, 906.231, 906.233,....	65	06/06→12/09	←			2	24.5137-0385.3 331089	L= 385
			→			2	24.5137-0490.3 330964	L= 490
310 CDI (906.131, 906.133, 906.135, 906.231, 906.233,....	70	03/09→05/16						
311 CDI (906.131, 906.133, 906.135, 906.231, 906.233,....	80	06/06→12/09						
311 CDI (906.131, 906.133, 906.135, 906.231, 906.233,....	84	05/16→						
↓								

**MERCEDES-BENZ - SPRINTER 3,5-t Pritsche/Fahrgestell (906) 06/06→**

 **Bremsschlauch**

313 CDI (906.131, 906.133, 906.135, 906.231, 906.233,...	95	06/06→05/16	←		2	24.5137-0385.3	331089	L= 385
			→		2	24.5137-0490.3	330964	L= 490
314 CDI (906.131, 906.133, 906.135, 906.231, 906.233,...	105	05/16→						
315 CDI (906.131, 906.133, 906.135, 906.231, 906.233,...	110	06/06→12/09						
316 (906.133, 906.135, 906.233, 906.235)	115	09/08→						
316 CDI (906.131, 906.133, 906.135, 906.231, 906.233,...	120	03/09→						
316 LGT (906.133, 906.135, 906.233, 906.235)	115	09/08→						
316 NGT (906.133, 906.135, 906.233, 906.235)	115	09/08→						
318 CDI (906.131, 906.133, 906.135, 906.231, 906.233,...	135	06/06→12/09						
319 CDI / BlueTEC (906.131, 906.133, 906.135, 906.231,...	140	03/09→						
324 (906.133, 906.135, 906.233, 906.235, 906.132,...	190	06/06→12/13						
311 CDI 4x4 (906.131, 906.133, 906.135, 906.231, 906.233,...	80	02/08→12/09	←		2	24.5137-0455.3	331131	L= 455
313 CDI 4x4 (906.131, 906.133, 906.135, 906.231, 906.233,...	95	06/06→05/16						
314 CDI 4x4 (906.131, 906.133, 906.135, 906.231, 906.233,...	105	05/16→						
315 CDI 4x4 (906.131, 906.133, 906.135, 906.231, 906.233,...	110	02/08→12/09						
316 CDI 4x4 (906.131, 906.133, 906.135, 906.231, 906.233,...	120	03/09→						
318 CDI 4x4 (906.131, 906.133, 906.135, 906.231, 906.233,...	135	02/08→12/09						
319 CDI / BlueTEC 4x4 (906.131, 906.133, 906.135,...	140	05/11→						








**MERCEDES-BENZ - SPRINTER 3-t Bus (903) 01/95→05/12**

 **Bremssattel**

308 CDI	60	04/00→05/06	←			24.3441-1701.5	240331	PER - Halter
308 D	58	02/95→04/00				24.3601-8513.5	240687	ATE - Halter
308 D (903.371, 903.372, 903.373)	60	03/97→04/00	←			24.3441-1702.5	240332	PER - Halter
310 D (903.471, 903.472, 903.473)	75	01/97→12/99				24.3601-8514.5	240688	ATE - Halter
310 D 4x4	75	05/97→08/02	→			24.3521-1707.5	240471	BOS - Halter
311 CDI	80	04/00→05/06				24.3521-8501.5	241237	ATE - Halter
311 CDI 4x4	80	08/02→05/06	→			24.3521-1708.5	240472	BOS - Halter
312 D 2.9	90	02/95→04/00				24.3521-8502.5	241238	ATE - Halter
312 D 2.9 4x4	90	05/97→08/02						
313 CDI	95	04/00→05/06						
313 CDI 4x4	95	08/02→05/06						
314 (903.071, 903.072, 903.073, 903.671, 903.672,...	105	02/95→05/06						
314 4x4	105	08/02→05/06						
314 NGT	95	02/95→05/06						
316 CDI	115	04/00→05/06						
316 CDI 4x4	115	08/02→05/06						

**Halter, Bremssattel**

308 CDI	60	04/00→05/06	←			11.8170-0510.1	260111	ATE
308 D	58	02/95→04/00						
308 D (903.371, 903.372, 903.373)	60	03/97→04/00	→			11.8170-0407.1	260114	ATE
310 D (903.471, 903.472, 903.473)	75	01/97→12/99						
310 D 4x4	75	05/97→08/02						

	kW			 	! #			
<b>MERCEDES-BENZ - SPRINTER 3-t Bus (903) 01/95→05/12</b>								
<b>Halter, Bremssattel</b>								
311 CDI	80	04/00→05/06	←			11.8170-0510.1	260111	ATE
311 CDI 4x4	80	08/02→05/06						
312 D 2.9	90	02/95→04/00	→			11.8170-0407.1	260114	ATE
312 D 2.9 4x4	90	05/97→08/02						
313 CDI	95	04/00→05/06						
313 CDI 4x4	95	08/02→05/06						
314 (903.071, 903.072, 903.073, 903.671, 903.672,....)	105	02/95→05/06						
314 4x4	105	08/02→05/06						
314 NGT	95	02/95→05/06						
316 CDI	115	04/00→05/06						
316 CDI 4x4	115	08/02→05/06						
<b>Feder, Bremssattel</b>								
308 CDI	60	04/00→05/06	←		2	11.8116-0200.1	390505	ATE
308 D	58	02/95→04/00						
308 D (903.371, 903.372, 903.373)	60	03/97→04/00	→		2	11.8116-0191.1	390522	ATE
310 D (903.471, 903.472, 903.473)	75	01/97→12/99						
310 D 4x4	75	05/97→08/02						
311 CDI	80	04/00→05/06						
311 CDI 4x4	80	08/02→05/06						
312 D 2.9	90	02/95→04/00						
312 D 2.9 4x4	90	05/97→08/02						
313 CDI	95	04/00→05/06						
313 CDI 4x4	95	08/02→05/06						
314 (903.071, 903.072, 903.073, 903.671, 903.672,....)	105	02/95→05/06						
314 4x4	105	08/02→05/06						
314 NGT	95	02/95→05/06						
316 CDI	115	04/00→05/06						
316 CDI 4x4	115	08/02→05/06						
<b>Führungshülzensatz, Bremssattel</b>								
308 CDI	60	04/00→05/06	←			11.0101-5704.2	260095	ATE
308 D	58	02/95→04/00						
308 D (903.371, 903.372, 903.373)	60	03/97→04/00	→			11.0101-5407.2	260011	ATE
310 D (903.471, 903.472, 903.473)	75	01/97→12/99						
310 D 4x4	75	05/97→08/02						
311 CDI	80	04/00→05/06						
311 CDI 4x4	80	08/02→05/06						
312 D 2.9	90	02/95→04/00						
312 D 2.9 4x4	90	05/97→08/02						
313 CDI	95	04/00→05/06						
313 CDI 4x4	95	08/02→05/06						
314 (903.071, 903.072, 903.073, 903.671, 903.672,....)	105	02/95→05/06						
314 4x4	105	08/02→05/06						
314 NGT	95	02/95→05/06						
316 CDI	115	04/00→05/06						
316 CDI 4x4	115	08/02→05/06						
<b>Führungsbolzen, Bremssattel</b>								
308 CDI	60	04/00→05/06	←		2	11.8171-0008.1	990049	ATE
308 D	58	02/95→04/00						
308 D (903.371, 903.372, 903.373)	60	03/97→04/00	→		2	11.8171-0008.1	990049	ATE
310 D (903.471, 903.472, 903.473)	75	01/97→12/99						
310 D 4x4	75	05/97→08/02						
311 CDI	80	04/00→05/06						
311 CDI 4x4	80	08/02→05/06						
312 D 2.9	90	02/95→04/00						
312 D 2.9 4x4	90	05/97→08/02						
313 CDI	95	04/00→05/06						
313 CDI 4x4	95	08/02→05/06						
314 (903.071, 903.072, 903.073, 903.671, 903.672,....)	105	02/95→05/06						
314 4x4	105	08/02→05/06						
314 NGT	95	02/95→05/06						
316 CDI	115	04/00→05/06						
316 CDI 4x4	115	08/02→05/06						
<b>Dichtungssatz, Bremssattel</b>								
308 CDI	60	04/00→05/06	←			11.0441-6007.2	250146	ATE
308 D	58	02/95→04/00						
↓								

**MERCEDES-BENZ - SPRINTER 3-t Bus (903) 01/95→05/12**

**Dichtungssatz, Bremssattel**

308 D (903.371, 903.372, 903.373)	60	03/97→04/00	➔				
310 D (903.471, 903.472, 903.473)	75	01/97→12/99			11.0441-5203.2	250144	ATE
310 D 4x4	75	05/97→08/02					
311 CDI	80	04/00→05/06					
311 CDI 4x4	80	08/02→05/06					
312 D 2.9	90	02/95→04/00					
312 D 2.9 4x4	90	05/97→08/02					
313 CDI	95	04/00→05/06					
313 CDI 4x4	95	08/02→05/06					
314 (903.071, 903.072, 903.073, 903.671, 903.672,....)	105	02/95→05/06					
314 4x4	105	08/02→05/06					
314 NGT	95	02/95→05/06					
316 CDI	115	04/00→05/06					
316 CDI 4x4	115	08/02→05/06					

**Bremsschlauch**

308 CDI	60	04/00→05/06	←				
308 D	58	02/95→04/00			2 24.5237-0490.3	330672	L= 490
308 D (903.371, 903.372, 903.373)	60	03/97→04/00	➔	am Bremssattel	2 24.5237-0235.3	330781	L= 363
310 D (903.471, 903.472, 903.473)	75	01/97→12/99	➔		2 83.6105-0510.3	330622	L= 235
310 D 4x4	75	05/97→08/02			2 83.7716-0363.3	330829	L= 510
311 CDI	80	04/00→05/06					L= 363
311 CDI 4x4	80	08/02→05/06					
312 D 2.9	90	02/95→04/00					
312 D 2.9 4x4	90	05/97→08/02					
313 CDI	95	04/00→05/06					
313 CDI 4x4	95	08/02→05/06					
314 (903.071, 903.072, 903.073, 903.671, 903.672,....)	105	02/95→05/06					
314 4x4	105	08/02→05/06					
314 NGT	95	02/95→05/06					
316 CDI	115	04/00→05/06					
316 CDI 4x4	115	08/02→05/06					








**MERCEDES-BENZ - SPRINTER 3-t Bus (906) 06/06→**











**Bremssattel**

210 CDI (906.711, 906.713)	70	03/09→12/13	←				
211 CDI (906.711, 906.713)	80	06/06→12/09	←		24.3481-1789.5	240753	BRE - Halter
211 CDI (906.711, 906.713)	84	04/16→	➔		24.3481-1790.5	240754	BRE - Halter
213 CDI (906.711, 906.713)	95	06/06→05/16	➔		24.3511-1721.5	240920	BOS - Halter
214 CDI (906.711, 906.713)	105	04/16→			24.3511-1722.5	240921	BOS - Halter
215 CDI (906.711, 906.713)	110	06/06→12/09					
216 (906.713)	115	09/08→					
224 (906.713)	190	06/06→12/13					
216 CDI (906.711, 906.713)	120	06/06→	←	☐; 03/09→	24.3481-1789.5	240753	BRE - Halter
			←	☐; 03/09→	24.3481-1790.5	240754	BRE - Halter
			➔	☐; 03/09→	24.3511-1721.5	240920	BOS - Halter
			➔	☐; 03/09→	24.3511-1722.5	240921	BOS - Halter








**Bremsschlauch**

210 CDI (906.711, 906.713)	70	03/09→12/13	←				
211 CDI (906.711, 906.713)	80	06/06→12/09	➔		2 24.5137-0385.3	331089	L= 385
211 CDI (906.711, 906.713)	84	04/16→			2 24.5137-0490.3	330964	L= 490
213 CDI (906.711, 906.713)	95	06/06→05/16					
214 CDI (906.711, 906.713)	105	04/16→					
215 CDI (906.711, 906.713)	110	06/06→12/09					
216 (906.713)	115	09/08→					
224 (906.713)	190	06/06→12/13					
216 CDI (906.711, 906.713)	120	06/06→	←	03/09→	2 24.5137-0385.3	331089	L= 385
			➔	03/09→	2 24.5137-0490.3	330964	L= 490








	kW			 	! #		
<b>MERCEDES-BENZ - SPRINTER 3-t Kasten (903) 01/95→05/12</b>							
<b>Bremssattel</b>							
308 CDI	60	04/00→05/06	←	☐		24.3441-1701.5 240331	PER - Halter
308 D 2.3	58	02/95→04/00				24.3601-8513.5 240687	ATE - Halter
308 D 2.3	60	02/95→04/00					
310 D 2.9	75	02/95→04/00	←	☐		24.3441-1702.5 240332	PER - Halter
311 CDI	80	04/00→05/06				24.3601-8514.5 240688	ATE - Halter
311 CDI 4x4	80	08/02→05/06					
312 D 2.9	90	02/95→04/00	→	☐		24.3521-1707.5 240471	BOS - Halter
312 D 2.9 4x4	90	05/97→08/02				24.3521-8501.5 241237	ATE - Halter
313 CDI	95	04/00→05/06				24.3521-1708.5 240472	BOS - Halter
313 CDI 4x4	95	08/02→05/06	→	☐		24.3521-8502.5 241238	ATE - Halter
314	105	02/95→05/06					
314 4x4	105	08/02→05/06					
314 NGT (903.661)	95	02/95→05/06					
316 CDI	115	04/00→05/06					
316 CDI 4x4	115	02/01→05/06					
<b>Halter, Bremssattel</b>							
308 CDI	60	04/00→05/06	←			11.8170-0510.1 260111	ATE
308 D 2.3	58	02/95→04/00					
308 D 2.3	60	02/95→04/00	→			11.8170-0407.1 260114	ATE
310 D 2.9	75	02/95→04/00					
311 CDI	80	04/00→05/06					
311 CDI 4x4	80	08/02→05/06					
312 D 2.9	90	02/95→04/00					
312 D 2.9 4x4	90	05/97→08/02					
313 CDI	95	04/00→05/06					
313 CDI 4x4	95	08/02→05/06					
314	105	02/95→05/06					
314 4x4	105	08/02→05/06					
314 NGT (903.661)	95	02/95→05/06					
316 CDI	115	04/00→05/06					
316 CDI 4x4	115	02/01→05/06					
<b>Feder, Bremssattel</b>							
308 CDI	60	04/00→05/06	←		2	11.8116-0200.1 390505	ATE
308 D 2.3	58	02/95→04/00					
308 D 2.3	60	02/95→04/00	→		2	11.8116-0191.1 390522	ATE
310 D 2.9	75	02/95→04/00					
311 CDI	80	04/00→05/06					
311 CDI 4x4	80	08/02→05/06					
312 D 2.9	90	02/95→04/00					
312 D 2.9 4x4	90	05/97→08/02					
313 CDI	95	04/00→05/06					
313 CDI 4x4	95	08/02→05/06					
314	105	02/95→05/06					
314 4x4	105	08/02→05/06					
314 NGT (903.661)	95	02/95→05/06					
316 CDI	115	04/00→05/06					
316 CDI 4x4	115	02/01→05/06					
<b>Führungshülzensatz, Bremssattel</b>							
308 CDI	60	04/00→05/06	←			11.0101-5704.2 260095	ATE
308 D 2.3	58	02/95→04/00					
308 D 2.3	60	02/95→04/00	→			11.0101-5407.2 260011	ATE
310 D 2.9	75	02/95→04/00					
311 CDI	80	04/00→05/06					
311 CDI 4x4	80	08/02→05/06					
312 D 2.9	90	02/95→04/00					
312 D 2.9 4x4	90	05/97→08/02					
313 CDI	95	04/00→05/06					
313 CDI 4x4	95	08/02→05/06					
314	105	02/95→05/06					
314 4x4	105	08/02→05/06					
314 NGT (903.661)	95	02/95→05/06					
316 CDI	115	04/00→05/06					
316 CDI 4x4	115	02/01→05/06					
<b>Führungsbolzen, Bremssattel</b>							
308 CDI	60	04/00→05/06	←		2	11.8171-0008.1 990049	ATE
308 D 2.3	58	02/95→04/00					
308 D 2.3	60	02/95→04/00	→		2	11.8171-0008.1 990049	ATE
310 D 2.9	75	02/95→04/00					
311 CDI	80	04/00→05/06					
311 CDI 4x4	80	08/02→05/06					
312 D 2.9	90	02/95→04/00					
312 D 2.9 4x4	90	05/97→08/02					
313 CDI	95	04/00→05/06					
313 CDI 4x4	95	08/02→05/06					
314	105	02/95→05/06					
314 4x4	105	08/02→05/06					
314 NGT (903.661)	95	02/95→05/06					
316 CDI	115	04/00→05/06					
↓							

	kW					! #		
<b>MERCEDES-BENZ - SPRINTER 3-t Kasten (903) 01/95→05/12</b>								
<b>Führungsbolzen, Bremsattel</b>								
316 CDI 4x4	115	02/01→05/06	←			2	11.8171-0008.1 990049	ATE
			→			2	11.8171-0008.1 990049	ATE
<b>Dichtungssatz, Bremsattel</b>								
308 CDI	60	04/00→05/06	←				11.0441-6007.2 250146	ATE
308 D 2.3	58	02/95→04/00						
308 D 2.3	60	02/95→04/00	→				11.0441-5203.2 250144	ATE
310 D 2.9	75	02/95→04/00						
311 CDI	80	04/00→05/06						
311 CDI 4x4	80	08/02→05/06						
312 D 2.9	90	02/95→04/00						
312 D 2.9 4x4	90	05/97→08/02						
313 CDI	95	04/00→05/06						
313 CDI 4x4	95	08/02→05/06						
314	105	02/95→05/06						
314 4x4	105	08/02→05/06						
314 NGT (903.661)	95	02/95→05/06						
316 CDI	115	04/00→05/06						
316 CDI 4x4	115	02/01→05/06						
<b> Bremsschlauch</b>								
308 CDI	60	04/00→05/06	←			2	24.5237-0490.3 330672	L= 490
308 D 2.3	58	02/95→04/00					83.7716-0363.3 330829	L= 363
308 D 2.3	60	02/95→04/00						
310 D 2.9	75	02/95→04/00	→	am Bremsattel		2	24.5237-0235.3 330781	L= 235
311 CDI	80	04/00→05/06						
311 CDI 4x4	80	08/02→05/06	→			2	83.6105-0510.3 330622	L= 510
312 D 2.9	90	02/95→04/00					83.7716-0363.3 330829	L= 363
312 D 2.9 4x4	90	05/97→08/02						
313 CDI	95	04/00→05/06						
313 CDI 4x4	95	08/02→05/06						
314	105	02/95→05/06						
314 4x4	105	08/02→05/06						
314 NGT (903.661)	95	02/95→05/06						
316 CDI	115	04/00→05/06						
316 CDI 4x4	115	02/01→05/06						
<b>MERCEDES-BENZ - SPRINTER 3-t Kasten (906) 06/06→</b>								
<b> Bremsattel</b>								
209 CDI (906.611, 906.613)	65	06/06→12/09	←	☐			24.3481-1789.5 240753	BRE - Halter
210 CDI (906.611, 906.613)	70	03/09→	←	☐			24.3481-1790.5 240754	BRE - Halter
211 CDI (906.611, 906.613)	80	06/06→12/09	→	☐			24.3511-1721.5 240920	BOS - Halter
211 CDI (906.611, 906.613)	84	04/16→	→	☐			24.3511-1722.5 240921	BOS - Halter
213 CDI (906.611, 906.613)	95	06/06→12/09						
213 CDI (906.611, 906.613)	95	06/06→						
214 CDI (906.611, 906.613)	105	04/16→						
215 CDI (906.611, 906.613)	110	06/06→12/09						
216 (906.613)	115	09/08→						
216 CDI (906.611, 906.613)	120	03/09→						
218 CDI (906.611, 906.613)	135	06/06→12/09						
219 CDI / BlueTEC (906.611, 906.613)	140	03/09→						
224 (906.613)	190	06/06→						
<b> Bremsschlauch</b>								
209 CDI (906.611, 906.613)	65	06/06→12/09	←			2	24.5137-0385.3 331089	L= 385
210 CDI (906.611, 906.613)	70	03/09→	→			2	24.5137-0490.3 330964	L= 490
211 CDI (906.611, 906.613)	80	06/06→12/09						
211 CDI (906.611, 906.613)	84	04/16→						
213 CDI (906.611, 906.613)	95	06/06→12/09						
213 CDI (906.611, 906.613)	95	06/06→						
214 CDI (906.611, 906.613)	105	04/16→						
↓								



	kW					! #			
<b>MERCEDES-BENZ - SPRINTER 3-t Kasten (906) 06/06→</b>									
<b>Bremsschlauch</b>									
215 CDI (906.611, 906.613)	110	06/06→12/09	←			2	24.5137-0385.3	331089	L= 385
216 (906.613)	115	09/08→	→			2	24.5137-0490.3	330964	L= 490
216 CDI (906.611, 906.613)	120	03/09→							
218 CDI (906.611, 906.613)	135	06/06→12/09							
219 CDI / BlueTEC (906.611, 906.613)	140	03/09→							
224 (906.613)	190	06/06→							
<b>MERCEDES-BENZ - SPRINTER 3-t Pritsche/Fahrgestell (903) 01/95→05/12</b>									
<b>Bremssattel</b>									
308 CDI	60	04/00→05/06	←	<input type="checkbox"/>			24.3441-1701.5	240331	PER - Halter
308 D 2.3	58	02/95→04/00					24.3601-8513.5	240687	ATE - Halter
308 D 2.3	60	11/96→04/00	→						
310 D 2.9	75	01/97→04/00	←	<input type="checkbox"/>			24.3441-1702.5	240332	PER - Halter
311 CDI	80	04/00→05/06					24.3601-8514.5	240688	ATE - Halter
311 CDI 4x4	80	08/02→05/06							
312 D 2.9	90	02/95→04/00	→	<input type="checkbox"/>			24.3521-1707.5	240471	BOS - Halter
312 D 2.9 (903.411, 903.412, 903.413, 903.421, 903.422,....)	85	12/98→09/01	→	<input type="checkbox"/>			24.3521-8501.5	241237	ATE - Halter
313 CDI	95	04/00→05/06					24.3521-1708.5	240472	BOS - Halter
313 CDI 4x4	95	08/02→05/06					24.3521-8502.5	241238	ATE - Halter
314 (903.011, 903.012, 903.013, 903.022, 903.611,....)	105	02/95→05/06							
314 4x4	105	08/02→05/06							
314 NGT (903.611, 903.612)	95	02/95→05/06							
316 CDI	115	04/00→05/06							
316 CDI 4x4	115	08/02→05/06							
<b>Halter, Bremssattel</b>									
308 CDI	60	04/00→05/06	←				11.8170-0510.1	260111	ATE
308 D 2.3	58	02/95→04/00	→				11.8170-0407.1	260114	ATE
308 D 2.3	60	11/96→04/00							
310 D 2.9	75	01/97→04/00							
311 CDI	80	04/00→05/06							
311 CDI 4x4	80	08/02→05/06							
312 D 2.9	90	02/95→04/00							
312 D 2.9 (903.411, 903.412, 903.413, 903.421, 903.422,....)	85	12/98→09/01							
313 CDI	95	04/00→05/06							
313 CDI 4x4	95	08/02→05/06							
314 (903.011, 903.012, 903.013, 903.022, 903.611,....)	105	02/95→05/06							
314 4x4	105	08/02→05/06							
314 NGT (903.611, 903.612)	95	02/95→05/06							
316 CDI	115	04/00→05/06							
316 CDI 4x4	115	08/02→05/06							
<b>Feder, Bremssattel</b>									
308 CDI	60	04/00→05/06	←			2	11.8116-0200.1	390505	ATE
308 D 2.3	58	02/95→04/00	→			2	11.8116-0191.1	390522	ATE
308 D 2.3	60	11/96→04/00							
310 D 2.9	75	01/97→04/00							
311 CDI	80	04/00→05/06							
311 CDI 4x4	80	08/02→05/06							
312 D 2.9	90	02/95→04/00							
312 D 2.9 (903.411, 903.412, 903.413, 903.421, 903.422,....)	85	12/98→09/01							
313 CDI	95	04/00→05/06							
313 CDI 4x4	95	08/02→05/06							
314 (903.011, 903.012, 903.013, 903.022, 903.611,....)	105	02/95→05/06							
314 4x4	105	08/02→05/06							
314 NGT (903.611, 903.612)	95	02/95→05/06							
316 CDI	115	04/00→05/06							
316 CDI 4x4	115	08/02→05/06							
<b>Führungshülzensatz, Bremssattel</b>									
308 CDI	60	04/00→05/06	←				11.0101-5704.2	260095	ATE
308 D 2.3	58	02/95→04/00	↓						



	kW			 	! #		
<b>MERCEDES-BENZ - SPRINTER 3-t Pritsche/Fahrgestell (903) 01/95→05/12</b>							
<b>Führungshülzensatz, Bremssattel</b>							
308 D 2.3	60	11/96→04/00	➔			11.0101-5407.2 260011	ATE
310 D 2.9	75	01/97→04/00					
311 CDI	80	04/00→05/06					
311 CDI 4x4	80	08/02→05/06					
312 D 2.9	90	02/95→04/00					
312 D 2.9 (903.411, 903.412, 903.413, 903.421, 903.422,...)	85	12/98→09/01					
313 CDI	95	04/00→05/06					
313 CDI 4x4	95	08/02→05/06					
314 (903.011, 903.012, 903.013, 903.022, 903.611,...)	105	02/95→05/06					
314 4x4	105	08/02→05/06					
314 NGT (903.611, 903.612)	95	02/95→05/06					
316 CDI	115	04/00→05/06					
316 CDI 4x4	115	08/02→05/06					
<b>Führungsbolzen, Bremssattel</b>							
308 CDI	60	04/00→05/06	←		2	11.8171-0008.1 990049	ATE
308 D 2.3	58	02/95→04/00					
308 D 2.3	60	11/96→04/00	➔		2	11.8171-0008.1 990049	ATE
310 D 2.9	75	01/97→04/00					
311 CDI	80	04/00→05/06					
311 CDI 4x4	80	08/02→05/06					
312 D 2.9	90	02/95→04/00					
312 D 2.9 (903.411, 903.412, 903.413, 903.421, 903.422,...)	85	12/98→09/01					
313 CDI	95	04/00→05/06					
313 CDI 4x4	95	08/02→05/06					
314 (903.011, 903.012, 903.013, 903.022, 903.611,...)	105	02/95→05/06					
314 4x4	105	08/02→05/06					
314 NGT (903.611, 903.612)	95	02/95→05/06					
316 CDI	115	04/00→05/06					
316 CDI 4x4	115	08/02→05/06					
<b>Dichtungssatz, Bremssattel</b>							
308 CDI	60	04/00→05/06	←			11.0441-6007.2 250146	ATE
308 D 2.3	58	02/95→04/00					
308 D 2.3	60	11/96→04/00	➔			11.0441-5203.2 250144	ATE
310 D 2.9	75	01/97→04/00					
311 CDI	80	04/00→05/06					
311 CDI 4x4	80	08/02→05/06					
312 D 2.9	90	02/95→04/00					
312 D 2.9 (903.411, 903.412, 903.413, 903.421, 903.422,...)	85	12/98→09/01					
313 CDI	95	04/00→05/06					
313 CDI 4x4	95	08/02→05/06					
314 (903.011, 903.012, 903.013, 903.022, 903.611,...)	105	02/95→05/06					
314 4x4	105	08/02→05/06					
314 NGT (903.611, 903.612)	95	02/95→05/06					
316 CDI	115	04/00→05/06					
316 CDI 4x4	115	08/02→05/06					
<b>Bremsschlauch</b>							
308 CDI	60	04/00→05/06	←		2	24.5237-0490.3 330672	L= 490
308 D 2.3	58	02/95→04/00				83.7716-0363.3 330829	L= 363
308 D 2.3	60	11/96→04/00					
310 D 2.9	75	01/97→04/00	➔	am Bremssattel	2	24.5237-0235.3 330781	L= 235
311 CDI	80	04/00→05/06					
311 CDI 4x4	80	08/02→05/06	➔		2	83.6105-0510.3 330622	L= 510
312 D 2.9	90	02/95→04/00				83.7716-0363.3 330829	L= 363
312 D 2.9 (903.411, 903.412, 903.413, 903.421, 903.422,...)	85	12/98→09/01					
313 CDI	95	04/00→05/06					
313 CDI 4x4	95	08/02→05/06					
314 (903.011, 903.012, 903.013, 903.022, 903.611,...)	105	02/95→05/06					
314 4x4	105	08/02→05/06					
314 NGT (903.611, 903.612)	95	02/95→05/06					
316 CDI	115	04/00→05/06					
↓							

**MERCEDES-BENZ - SPRINTER 3-t Pritsche/Fahrgestell (903) 01/95→05/12**

**Bremsschlauch**

316 CDI 4x4	115	08/02→05/06	←		2	24.5237-0490.3	330672	L= 490	
							83.7716-0363.3	330829	L= 363
			→	am Bremssattel	2	24.5237-0235.3	330781	L= 235	
			→		2	83.6105-0510.3	330622	L= 510	
						83.7716-0363.3	330829	L= 363	













**MERCEDES-BENZ - SPRINTER 3-t Pritsche/Fahrgestell (906) 06/06→**

**Bremssattel**

209 CDI (906.111, 906.113, 906.211, 906.213)	65	06/06→12/09	←			24.3481-1789.5	240753	BRE - Halter
			←				24.3481-1790.5	240754
210 CDI (906.111, 906.113, 906.211, 906.213)	70	03/09→05/16	→			24.3511-1721.5	240920	BOS - Halter
			→				24.3511-1722.5	240921
211 CDI (906.111, 906.113, 906.211, 906.213)	80	06/06→12/09						
211 CDI (906.111, 906.113, 906.211, 906.213)	84	04/16→						
213 CDI (906.111, 906.113, 906.211, 906.213)	95	06/06→12/09						
213 CDI (906.111, 906.113, 906.211, 906.213)	95	03/09→05/16						
214 CDI (906.111, 906.113, 906.211, 906.213)	105	04/16→						
215 CDI (906.111, 906.113, 906.211, 906.213)	110	06/06→12/09						
216 (906.113, 906.213)	115	09/08→05/16						
216 CDI (906.111, 906.113, 906.211, 906.213)	120	03/09→						
218 CDI (906.111, 906.113, 906.211, 906.213)	135	06/06→12/09						
219 CDI / BlueTEC (906.111, 906.113, 906.211, 906.213)	140	03/09→05/16						
224 (906.113, 906.213)	190	06/06→12/13						

**Bremsschlauch**

209 CDI (906.111, 906.113, 906.211, 906.213)	65	06/06→12/09	←		2	24.5137-0385.3	331089	L= 385
			→				24.5137-0490.3	330964
210 CDI (906.111, 906.113, 906.211, 906.213)	70	03/09→05/16						
211 CDI (906.111, 906.113, 906.211, 906.213)	80	06/06→12/09						
211 CDI (906.111, 906.113, 906.211, 906.213)	84	04/16→						
213 CDI (906.111, 906.113, 906.211, 906.213)	95	06/06→12/09						
213 CDI (906.111, 906.113, 906.211, 906.213)	95	03/09→05/16						
214 CDI (906.111, 906.113, 906.211, 906.213)	105	04/16→						
215 CDI (906.111, 906.113, 906.211, 906.213)	110	06/06→12/09						
216 (906.113, 906.213)	115	09/08→05/16						
216 CDI (906.111, 906.113, 906.211, 906.213)	120	03/09→						
218 CDI (906.111, 906.113, 906.211, 906.213)	135	06/06→12/09						
219 CDI / BlueTEC (906.111, 906.113, 906.211, 906.213)	140	03/09→05/16						
224 (906.113, 906.213)	190	06/06→12/13						

	kW			 	! #			
<b>MERCEDES-BENZ - SPRINTER 4,6-t Kasten (906) 06/06→</b>								
 <b>Bremssattel</b>								
411 CDI (906.653, 906.655, 906.657)	80	06/09→12/18	→	<input type="checkbox"/>		24.3481-1817.5	241169	BOS - Halter
413 CDI (906.653, 906.655, 906.657)	95	06/06→05/16	→	<input type="checkbox"/>		24.3481-1818.5	241170	BOS - Halter
414 CDI	105	05/16→						
415 CDI (906.653, 906.655, 906.657)	110	06/09→12/09						
416 CDI (906.653, 906.655, 906.657)	120	03/09→						
418 CDI (906.653, 906.655, 906.657)	135	06/09→05/16						
419 CDI (906.653, 906.655, 906.657)	140	03/09→						
424 (906.655, 906.657, 906.653)	190	06/06→12/13						
 <b>Bremsschlauch</b>								
411 CDI (906.653, 906.655, 906.657)	80	06/09→12/18	←		2	24.5137-0385.3	331089	L= 385
413 CDI (906.653, 906.655, 906.657)	95	06/06→05/16	→	nicht für Reifenabmessung: 285/65	2	24.5131-0415.3	331238	L= 415
414 CDI	105	05/16→	→	für Reifenabmessung: 285/65	2	24.5137-0470.3	331090	L= 470
415 CDI (906.653, 906.655, 906.657)	110	06/09→12/09						
416 CDI (906.653, 906.655, 906.657)	120	03/09→						
418 CDI (906.653, 906.655, 906.657)	135	06/09→05/16						
419 CDI (906.653, 906.655, 906.657)	140	03/09→						
424 (906.655, 906.657, 906.653)	190	06/06→12/13						
<b>MERCEDES-BENZ - SPRINTER 4,6-t Pritsche/Fahrgestell (906) 06/06→</b>								
 <b>Bremssattel</b>								
411 CDI (906.153, 906.155, 906.253, 906.255)	80	06/09→12/18	→	<input type="checkbox"/>		24.3481-1817.5	241169	BOS - Halter
413 CDI	95	03/09→	→	<input type="checkbox"/>		24.3481-1818.5	241170	BOS - Halter
414 CDI	105	05/16→						
415 CDI (906.153, 906.155, 906.253, 906.255)	110	06/06→12/09						
416 CDI (906.153, 906.155, 906.253, 906.255)	120	03/09→						
418 CDI (906.153, 906.155, 906.253, 906.255)	135	06/06→12/09						
419 CDI (906.153, 906.155, 906.253, 906.255)	140	03/09→						
424 (906.153, 906.155, 906.253, 906.255)	190	06/06→12/13						
 <b>Bremsschlauch</b>								
411 CDI (906.153, 906.155, 906.253, 906.255)	80	06/09→12/18	←		2	24.5137-0385.3	331089	L= 385
413 CDI	95	03/09→	→	nicht für Reifenabmessung: 285/65	2	24.5131-0415.3	331238	L= 415
414 CDI	105	05/16→	→	für Reifenabmessung: 285/65	2	24.5137-0470.3	331090	L= 470
415 CDI (906.153, 906.155, 906.253, 906.255)	110	06/06→12/09						
416 CDI (906.153, 906.155, 906.253, 906.255)	120	03/09→						
418 CDI (906.153, 906.155, 906.253, 906.255)	135	06/06→12/09						
419 CDI (906.153, 906.155, 906.253, 906.255)	140	03/09→						
424 (906.153, 906.155, 906.253, 906.255)	190	06/06→12/13						
<b>MERCEDES-BENZ - SPRINTER 4-t Bus (904) 02/96→05/06</b>								
 <b>Bremssattel</b>								
408 CDI	60	04/00→05/06	←	<input type="checkbox"/>		24.3441-1701.5	240331	PER - Halter
411 CDI	80	04/00→05/06						

**MERCEDES-BENZ - SPRINTER 4-t Bus (904) 02/96→05/06**

**Bremssattel**

413 CDI	95	04/00→05/06	←	<input type="checkbox"/>		24.3601-8513.5	240687	ATE - Halter
414	105	02/96→05/06	←	<input type="checkbox"/>		24.3441-1702.5	240332	PER - Halter
416 CDI	115	04/00→05/06	←	<input type="checkbox"/>		24.3601-8514.5	240688	ATE - Halter
			→	<input type="checkbox"/>		24.3441-1701.5	240331	PER - Halter
			→	<input type="checkbox"/>		24.3441-1702.5	240332	PER - Halter

**Halter, Bremssattel**

408 CDI	60	04/00→05/06	←			11.8170-0510.1	260111	ATE
411 CDI	80	04/00→05/06						
413 CDI	95	04/00→05/06						
414	105	02/96→05/06						
416 CDI	115	04/00→05/06						

**Feder, Bremssattel**

408 CDI	60	04/00→05/06	←		2	11.8116-0200.1	390505	ATE
411 CDI	80	04/00→05/06						
413 CDI	95	04/00→05/06						
414	105	02/96→05/06						
416 CDI	115	04/00→05/06						

**Führungshülzensatz, Bremssattel**

408 CDI	60	04/00→05/06	←			11.0101-5704.2	260095	ATE
411 CDI	80	04/00→05/06						
413 CDI	95	04/00→05/06						
414	105	02/96→05/06						
416 CDI	115	04/00→05/06						

**Führungsbolzen, Bremssattel**

408 CDI	60	04/00→05/06	←		2	11.8171-0008.1	990049	ATE
411 CDI	80	04/00→05/06						
413 CDI	95	04/00→05/06						
414	105	02/96→05/06						
416 CDI	115	04/00→05/06						

**Dichtungssatz, Bremssattel**

408 CDI	60	04/00→05/06	←			11.0441-6007.2	250146	ATE
411 CDI	80	04/00→05/06						
413 CDI	95	04/00→05/06						
414	105	02/96→05/06						
416 CDI	115	04/00→05/06						

**Bremsschlauch**








408 CDI	60	04/00→05/06	←		2	24.5237-0490.3	330672	L= 490
411 CDI	80	04/00→05/06				83.7716-0363.3	330829	L= 363
413 CDI	95	04/00→05/06						
414	105	02/96→05/06	→		2	24.5237-0235.3	330781	L= 235
416 CDI	115	04/00→05/06	→	am Bremssattel	2	83.6105-0510.3	330622	L= 510
						83.7716-0363.3	330829	L= 363








**MERCEDES-BENZ - SPRINTER 4-t Kasten (904) 02/95→05/12**









**Bremssattel**

408 CDI	60	04/00→05/06	←	<input type="checkbox"/>		24.3441-1701.5	240331	PER - Halter
408 D	58	02/96→05/06				24.3601-8513.5	240687	ATE - Halter
410 D 4x4	75	05/97→05/06						
411 CDI	80	04/00→05/06	←	<input type="checkbox"/>		24.3441-1702.5	240332	PER - Halter
411 CDI 4x4	80	04/00→05/06				24.3601-8514.5	240688	ATE - Halter
412 D	85	02/96→05/06	→	<input type="checkbox"/>		24.3441-1701.5	240331	PER - Halter
412 D	90	02/96→05/06	→	<input type="checkbox"/>		24.3441-1702.5	240332	PER - Halter
412 D 4x4	85	05/97→05/06						
412 D 4x4	90	05/97→05/06						
413 CDI	95	04/00→05/06						
413 CDI 4x4	95	04/00→05/06						
414 (904.062, 904.063, 904.662, 904.663)	105	02/96→05/06						
414 4x4 (904.062, 904.063, 904.662, 904.663)	105	05/97→05/06						
414 D 4x4	90	05/97→05/06						
414 NGT	95	02/95→05/06						
416 CDI	115	04/00→05/06						
416 CDI 4x4	115	04/00→05/06						
410 D	75	02/96→05/06	←	<input type="checkbox"/> ; 09/96→		24.3441-1701.5	240331	PER - Halter
						24.3601-8513.5	240687	ATE - Halter
			←	<input type="checkbox"/> ; 09/96→		24.3441-1702.5	240332	PER - Halter
						24.3601-8514.5	240688	ATE - Halter








↓











	kW					! #		
<b>MERCEDES-BENZ - SPRINTER 4-t Kasten (904) 02/95→05/12</b>								
<b>Bremssattel</b>								
410 D	75	02/96→05/06	➔	☐; 09/96→		24.3441-1701.5	240331	PER - Halter
			➔	☐; 09/96→		24.3441-1702.5	240332	PER - Halter
<b>Halter, Bremssattel</b>								
408 CDI	60	04/00→05/06	←			11.8170-0510.1	260111	ATE
408 D	58	02/96→05/06						
410 D 4x4	75	05/97→05/06						
411 CDI	80	04/00→05/06						
411 CDI 4x4	80	04/00→05/06						
412 D	85	02/96→05/06						
412 D	90	02/96→05/06						
412 D 4x4	85	05/97→05/06						
412 D 4x4	90	05/97→05/06						
413 CDI	95	04/00→05/06						
413 CDI 4x4	95	04/00→05/06						
414 (904.062, 904.063, 904.662, 904.663)	105	02/96→05/06						
414 4x4 (904.062, 904.063, 904.662, 904.663)	105	05/97→05/06						
414 D 4x4	90	05/97→05/06						
414 NGT	95	02/95→05/06						
416 CDI	115	04/00→05/06						
416 CDI 4x4	115	04/00→05/06						
410 D	75	02/96→05/06	←	09/96→		11.8170-0510.1	260111	ATE
<b>Feder, Bremssattel</b>								
408 CDI	60	04/00→05/06	←		2	11.8116-0200.1	390505	ATE
408 D	58	02/96→05/06						
410 D 4x4	75	05/97→05/06						
411 CDI	80	04/00→05/06						
411 CDI 4x4	80	04/00→05/06						
412 D	85	02/96→05/06						
412 D	90	02/96→05/06						
412 D 4x4	85	05/97→05/06						
412 D 4x4	90	05/97→05/06						
413 CDI	95	04/00→05/06						
413 CDI 4x4	95	04/00→05/06						
414 (904.062, 904.063, 904.662, 904.663)	105	02/96→05/06						
414 4x4 (904.062, 904.063, 904.662, 904.663)	105	05/97→05/06						
414 D 4x4	90	05/97→05/06						
414 NGT	95	02/95→05/06						
416 CDI	115	04/00→05/06						
416 CDI 4x4	115	04/00→05/06						
410 D	75	02/96→05/06	←	09/96→	2	11.8116-0200.1	390505	ATE
<b>Führungshülzensatz, Bremssattel</b>								
408 CDI	60	04/00→05/06	←			11.0101-5704.2	260095	ATE
408 D	58	02/96→05/06						
410 D 4x4	75	05/97→05/06						
411 CDI	80	04/00→05/06						
411 CDI 4x4	80	04/00→05/06						
412 D	85	02/96→05/06						
412 D	90	02/96→05/06						
412 D 4x4	85	05/97→05/06						
412 D 4x4	90	05/97→05/06						
413 CDI	95	04/00→05/06						
413 CDI 4x4	95	04/00→05/06						
414 (904.062, 904.063, 904.662, 904.663)	105	02/96→05/06						
414 4x4 (904.062, 904.063, 904.662, 904.663)	105	05/97→05/06						
414 D 4x4	90	05/97→05/06						
414 NGT	95	02/95→05/06						
416 CDI	115	04/00→05/06						
416 CDI 4x4	115	04/00→05/06						
410 D	75	02/96→05/06	←	09/96→		11.0101-5704.2	260095	ATE
<b>Führungsbolzen, Bremssattel</b>								
408 CDI	60	04/00→05/06	←		2	11.8171-0008.1	990049	ATE
408 D	58	02/96→05/06						
410 D 4x4	75	05/97→05/06						
411 CDI	80	04/00→05/06						
411 CDI 4x4	80	04/00→05/06						
412 D	85	02/96→05/06						
↓								

	kW					! #			
<b>MERCEDES-BENZ - SPRINTER 4-t Kasten (904) 02/95→05/12</b>									
<b>Führungsbolzen, Bremsattel</b>									
412 D	90	02/96→05/06	←			2	11.8171-0008.1	990049	ATE
412 D 4x4	85	05/97→05/06							
412 D 4x4	90	05/97→05/06							
413 CDI	95	04/00→05/06							
413 CDI 4x4	95	04/00→05/06							
414 (904.062, 904.063, 904.662, 904.663)	105	02/96→05/06							
414 4x4 (904.062, 904.063, 904.662, 904.663)	105	05/97→05/06							
414 D 4x4	90	05/97→05/06							
414 NGT	95	02/95→05/06							
416 CDI	115	04/00→05/06							
416 CDI 4x4	115	04/00→05/06							
410 D	75	02/96→05/06	←	09/96→		2	11.8171-0008.1	990049	ATE
<b>Dichtungssatz, Bremsattel</b>									
408 CDI	60	04/00→05/06	←				11.0441-6007.2	250146	ATE
408 D	58	02/96→05/06							
410 D 4x4	75	05/97→05/06							
411 CDI	80	04/00→05/06							
411 CDI 4x4	80	04/00→05/06							
412 D	85	02/96→05/06							
412 D	90	02/96→05/06							
412 D 4x4	85	05/97→05/06							
412 D 4x4	90	05/97→05/06							
413 CDI	95	04/00→05/06							
413 CDI 4x4	95	04/00→05/06							
414 (904.062, 904.063, 904.662, 904.663)	105	02/96→05/06							
414 4x4 (904.062, 904.063, 904.662, 904.663)	105	05/97→05/06							
414 D 4x4	90	05/97→05/06							
414 NGT	95	02/95→05/06							
416 CDI	115	04/00→05/06							
416 CDI 4x4	115	04/00→05/06							
410 D	75	02/96→05/06	←	09/96→			11.0441-6007.2	250146	ATE
<b>Bremsschlauch</b>									
408 CDI	60	04/00→05/06	←			2	24.5237-0490.3	330672	L= 490
408 D	58	02/96→05/06					83.7716-0363.3	330829	L= 363
410 D 4x4	75	05/97→05/06							
411 CDI	80	04/00→05/06	→	am Bremsattel		2	24.5237-0235.3	330781	L= 235
411 CDI 4x4	80	04/00→05/06	→				83.6105-0510.3	330622	L= 510
412 D	85	02/96→05/06					83.7716-0363.3	330829	L= 363
412 D	90	02/96→05/06							
412 D 4x4	85	05/97→05/06							
412 D 4x4	90	05/97→05/06							
413 CDI	95	04/00→05/06							
413 CDI 4x4	95	04/00→05/06							
414 (904.062, 904.063, 904.662, 904.663)	105	02/96→05/06							
414 4x4 (904.062, 904.063, 904.662, 904.663)	105	05/97→05/06							
414 D 4x4	90	05/97→05/06							
414 NGT	95	02/95→05/06							
416 CDI	115	04/00→05/06							
416 CDI 4x4	115	04/00→05/06							
410 D	75	02/96→05/06	←	09/96→		2	24.5237-0490.3	330672	L= 490
			→	am Bremsattel; 09/96→		2	24.5237-0235.3	330781	L= 235
			→	09/96→		2	83.6105-0510.3	330622	L= 510
							83.7716-0363.3	330829	L= 363
<b>MERCEDES-BENZ - SPRINTER 4-t Pritsche/Fahrgestell (904) 02/95→05/12</b>									
<b>Bremssattel</b>									
408 CDI	60	04/00→05/06	←	☐			24.3441-1701.5	240331	PER - Halter
408 D	58	02/96→05/06					24.3601-8513.5	240687	ATE - Halter
410 D 4x4	75	05/97→05/06							
411 CDI	80	04/00→05/06	←	☐			24.3441-1702.5	240332	PER - Halter
411 CDI 4x4	80	04/00→05/06					24.3601-8514.5	240688	ATE - Halter
412 D	85	02/96→05/06	→	☐			24.3441-1701.5	240331	PER - Halter
412 D	90	02/96→05/06							
412 D 4x4	85	05/97→05/06	→	☐			24.3441-1702.5	240332	PER - Halter
412 D 4x4	90	05/97→05/06							
413 CDI	95	04/00→05/06							
413 CDI 4x4	95	04/00→05/06							











	kW			 	! #		
<b>MERCEDES-BENZ - SPRINTER 4-t Pritsche/Fahrgestell (904) 02/95→05/12</b>							
<b> Bremssattel</b>							
414 (904.012, 904.013, 904.612, 904.613)	105	02/95→05/06	←	☐		24.3441-1701.5 240331	PER - Halter
414 4x4 (904.012, 904.013, 904.612, 904.613)	105	05/97→05/06	←	☐		24.3601-8513.5 240687	ATE - Halter
416 CDI	115	04/00→05/06	←	☐		24.3441-1702.5 240332	PER - Halter
416 CDI 4x4	115	04/00→05/06	→	☐		24.3601-8514.5 240688	ATE - Halter
			→	☐		24.3441-1701.5 240331	PER - Halter
			→	☐		24.3441-1702.5 240332	PER - Halter
410 D	75	02/96→05/06	←	☐; 09/96→		24.3441-1701.5 240331	PER - Halter
				☐; 09/96→		24.3601-8513.5 240687	ATE - Halter
			←	☐; 09/96→		24.3441-1702.5 240332	PER - Halter
				☐; 09/96→		24.3601-8514.5 240688	ATE - Halter
			→	☐; 09/96→		24.3441-1701.5 240331	PER - Halter
			→	☐; 09/96→		24.3441-1702.5 240332	PER - Halter
<b>Halter, Bremssattel</b>							
408 CDI	60	04/00→05/06	←			11.8170-0510.1 260111	ATE
408 D	58	02/96→05/06					
410 D 4x4	75	05/97→05/06					
411 CDI	80	04/00→05/06					
411 CDI 4x4	80	04/00→05/06					
412 D	85	02/96→05/06					
412 D	90	02/96→05/06					
412 D 4x4	85	05/97→05/06					
412 D 4x4	90	05/97→05/06					
413 CDI	95	04/00→05/06					
413 CDI 4x4	95	04/00→05/06					
414 (904.012, 904.013, 904.612, 904.613)	105	02/95→05/06					
414 4x4 (904.012, 904.013, 904.612, 904.613)	105	05/97→05/06					
416 CDI	115	04/00→05/06					
416 CDI 4x4	115	04/00→05/06					
410 D	75	02/96→05/06	←	09/96→		11.8170-0510.1 260111	ATE
<b>Feder, Bremssattel</b>							
408 CDI	60	04/00→05/06	←		2	11.8116-0200.1 390505	ATE
408 D	58	02/96→05/06					
410 D 4x4	75	05/97→05/06					
411 CDI	80	04/00→05/06					
411 CDI 4x4	80	04/00→05/06					
412 D	85	02/96→05/06					
412 D	90	02/96→05/06					
412 D 4x4	85	05/97→05/06					
412 D 4x4	90	05/97→05/06					
413 CDI	95	04/00→05/06					
413 CDI 4x4	95	04/00→05/06					
414 (904.012, 904.013, 904.612, 904.613)	105	02/95→05/06					
414 4x4 (904.012, 904.013, 904.612, 904.613)	105	05/97→05/06					
416 CDI	115	04/00→05/06					
416 CDI 4x4	115	04/00→05/06					
410 D	75	02/96→05/06	←	09/96→	2	11.8116-0200.1 390505	ATE
<b>Führungshülzensatz, Bremssattel</b>							
408 CDI	60	04/00→05/06	←			11.0101-5704.2 260095	ATE
408 D	58	02/96→05/06					
410 D 4x4	75	05/97→05/06					
411 CDI	80	04/00→05/06					
411 CDI 4x4	80	04/00→05/06					
412 D	85	02/96→05/06					
412 D	90	02/96→05/06					
412 D 4x4	85	05/97→05/06					
412 D 4x4	90	05/97→05/06					
413 CDI	95	04/00→05/06					
413 CDI 4x4	95	04/00→05/06					
414 (904.012, 904.013, 904.612, 904.613)	105	02/95→05/06					
414 4x4 (904.012, 904.013, 904.612, 904.613)	105	05/97→05/06					
416 CDI	115	04/00→05/06					
416 CDI 4x4	115	04/00→05/06					
410 D	75	02/96→05/06	←	09/96→		11.0101-5704.2 260095	ATE
↓							







































	kW			 	! #		
<b>MERCEDES-BENZ - SPRINTER 4-t Pritsche/Fahrgestell (904) 02/95→05/12</b>							
<b>Führungsbolzen, Bremsattel</b>							
408 CDI	60	04/00→05/06	←		2	11.8171-0008.1 990049	ATE
408 D	58	02/96→05/06					
410 D 4x4	75	05/97→05/06					
411 CDI	80	04/00→05/06					
411 CDI 4x4	80	04/00→05/06					
412 D	85	02/96→05/06					
412 D	90	02/96→05/06					
412 D 4x4	85	05/97→05/06					
412 D 4x4	90	05/97→05/06					
413 CDI	95	04/00→05/06					
413 CDI 4x4	95	04/00→05/06					
414 (904.012, 904.013, 904.612, 904.613)	105	02/95→05/06					
414 4x4 (904.012, 904.013, 904.612, 904.613)	105	05/97→05/06					
416 CDI	115	04/00→05/06					
416 CDI 4x4	115	04/00→05/06					
410 D	75	02/96→05/06	←	09/96→	2	11.8171-0008.1 990049	ATE
<b>Dichtungssatz, Bremsattel</b>							
408 CDI	60	04/00→05/06	←			11.0441-6007.2 250146	ATE
408 D	58	02/96→05/06					
410 D 4x4	75	05/97→05/06					
411 CDI	80	04/00→05/06					
411 CDI 4x4	80	04/00→05/06					
412 D	85	02/96→05/06					
412 D	90	02/96→05/06					
412 D 4x4	85	05/97→05/06					
412 D 4x4	90	05/97→05/06					
413 CDI	95	04/00→05/06					
413 CDI 4x4	95	04/00→05/06					
414 (904.012, 904.013, 904.612, 904.613)	105	02/95→05/06					
414 4x4 (904.012, 904.013, 904.612, 904.613)	105	05/97→05/06					
416 CDI	115	04/00→05/06					
416 CDI 4x4	115	04/00→05/06					
410 D	75	02/96→05/06	←	09/96→		11.0441-6007.2 250146	ATE
<b>Bremsschlauch</b>							
408 CDI	60	04/00→05/06	←		2	24.5237-0490.3 330672	L= 490
408 D	58	02/96→05/06				83.7716-0363.3 330829	L= 363
410 D 4x4	75	05/97→05/06					
411 CDI	80	04/00→05/06	→	am Bremsattel	2	24.5237-0235.3 330781	L= 235
411 CDI 4x4	80	04/00→05/06	→				
412 D	85	02/96→05/06			2	83.6105-0510.3 330622	L= 510
412 D	90	02/96→05/06				83.7716-0363.3 330829	L= 363
412 D 4x4	85	05/97→05/06					
412 D 4x4	90	05/97→05/06					
413 CDI	95	04/00→05/06					
413 CDI 4x4	95	04/00→05/06					
414 (904.012, 904.013, 904.612, 904.613)	105	02/95→05/06					
414 4x4 (904.012, 904.013, 904.612, 904.613)	105	05/97→05/06					
416 CDI	115	04/00→05/06					
416 CDI 4x4	115	04/00→05/06					
410 D	75	02/96→05/06	←	09/96→	2	24.5237-0490.3 330672	L= 490
						83.7716-0363.3 330829	L= 363
			→	am Bremsattel; 09/96→	2	24.5237-0235.3 330781	L= 235
			→	09/96→	2	83.6105-0510.3 330622	L= 510
						83.7716-0363.3 330829	L= 363
<b>MERCEDES-BENZ - SPRINTER 5-t Kasten (906) 06/06→</b>							
<b>Bremsattel</b>							
509 CDI (906.653, 906.655, 906.657)	65	06/06→12/09	→	☐		24.3481-1817.5 241169	BOS - Halter
510 CDI (906.653, 906.655, 906.657)	70	03/09→05/16	→	☐		24.3481-1818.5 241170	BOS - Halter
511 CDI (906.653, 906.655, 906.657)	80	06/06→12/09					
511 CDI (906.653, 906.655, 906.657)	84	05/16→					
511 CDI 4x4 (906.653, 906.655, 906.657)	80	06/06→12/09					
↓							


































	kW					! #		
<b>MERCEDES-BENZ - SPRINTER 5-t Kasten (906) 06/06→</b>								
 <b>Bremssattel</b>								
513 CDI 4x4 (906.653, 906.655, 906.657)	95	06/06→	→	☐			<b>24.3481-1817.5 241169</b>	BOS - Halter
514 CDI (906.653, 906.655, 906.657)	105	05/16→	→	☐			<b>24.3481-1818.5 241170</b>	BOS - Halter
514 CDI 4x4 (906.653, 906.655, 906.657)	105	05/16→						
515 CDI (906.653, 906.655, 906.657)	110	06/06→12/09						
515 CDI 4x4 (906.653, 906.655, 906.657)	110	06/06→12/09						
516 CDI (906.653, 906.655, 906.657)	120	03/09→						
516 CDI 4x4 (906.653, 906.655, 906.657)	120	06/06→						
518 CDI (906.653, 906.655, 906.657)	135	06/06→12/09						
518 CDI 4x4 (906.653, 906.655, 906.657)	135	06/06→12/09						
519 CDI / BlueTEC (906.653, 906.655, 906.657)	140	03/09→						
519 CDI / BlueTEC 4x4 (906.653, 906.655, 906.657)	140	03/09→						
524 (906.653, 906.655, 906.657)	190	06/06→12/13						
513 CDI (906.653, 906.655, 906.657)	95	06/06→	→	☐; 03/09→			<b>24.3481-1817.5 241169</b>	BOS - Halter
			→	☐; 03/09→			<b>24.3481-1818.5 241170</b>	BOS - Halter
 <b>Bremsschlauch</b>								
509 CDI (906.653, 906.655, 906.657)	65	06/06→12/09	←			2	<b>24.5137-0385.3 331089</b>	L= 385
510 CDI (906.653, 906.655, 906.657)	70	03/09→05/16	→		nicht für Reifenabmessung: 285/65	2	<b>24.5131-0415.3 331238</b>	L= 415
511 CDI (906.653, 906.655, 906.657)	80	06/06→12/09	→		für Reifenabmessung: 285/65	2	<b>24.5137-0470.3 331090</b>	L= 470
511 CDI (906.653, 906.655, 906.657)	84	05/16→						
514 CDI (906.653, 906.655, 906.657)	105	05/16→						
515 CDI (906.653, 906.655, 906.657)	110	06/06→12/09						
516 CDI (906.653, 906.655, 906.657)	120	03/09→						
518 CDI (906.653, 906.655, 906.657)	135	06/06→12/09						
519 CDI / BlueTEC (906.653, 906.655, 906.657)	140	03/09→						
524 (906.653, 906.655, 906.657)	190	06/06→12/13						
511 CDI 4x4 (906.653, 906.655, 906.657)	80	06/06→12/09	←			2	<b>24.5137-0455.3 331131</b>	L= 455
513 CDI 4x4 (906.653, 906.655, 906.657)	95	06/06→	→		nicht für Reifenabmessung: 285/65	2	<b>24.5131-0415.3 331238</b>	L= 415
514 CDI 4x4 (906.653, 906.655, 906.657)	105	05/16→	→		für Reifenabmessung: 285/65	2	<b>24.5137-0470.3 331090</b>	L= 470
515 CDI 4x4 (906.653, 906.655, 906.657)	110	06/06→12/09						
516 CDI 4x4 (906.653, 906.655, 906.657)	120	06/06→						
518 CDI 4x4 (906.653, 906.655, 906.657)	135	06/06→12/09						
519 CDI / BlueTEC 4x4 (906.653, 906.655, 906.657)	140	03/09→						
513 CDI (906.653, 906.655, 906.657)	95	06/06→	←		03/09→	2	<b>24.5137-0385.3 331089</b>	L= 385
			→		03/09→; nicht für Reifenabmessung: 285/65	2	<b>24.5131-0415.3 331238</b>	L= 415
			→		03/09→; für Reifenabmessung: 285/65	2	<b>24.5137-0470.3 331090</b>	L= 470
<b>MERCEDES-BENZ - SPRINTER 5-t Pritsche/Fahrgestell (905) 04/01→05/06</b>								
 <b>Bremssattel</b>								
616 CDI (905.612, 905.613, 905.622, 905.623)	115	04/01→05/06	←	☐			<b>24.3441-1701.5 240331</b>	PER - Halter
↓			←	☐			<b>24.3441-1702.5 240332</b>	PER - Halter



	kW					! #		
<b>MERCEDES-BENZ - SPRINTER 5-t Pritsche/Fahrgestell (905) 04/01→05/06</b>								
 <b>Bremsschlauch</b>								
616 CDI (905.612, 905.613, 905.622, 905.623)	115	04/01→05/06	➔			2	24.5237-0235.3 330781	L= 235
<b>MERCEDES-BENZ - SPRINTER 5-t Pritsche/Fahrgestell (906) 06/06→</b>								
 <b>Bremsattel</b>								
509 CDI (906.153, 906.155, 906.253, 906.255)	65	06/06→12/09	➔	<input type="checkbox"/>			24.3481-1817.5 241169	BOS - Halter
510 CDI (906.153, 906.155, 906.253, 906.255)	70	03/09→	➔	<input type="checkbox"/>			24.3481-1818.5 241170	BOS - Halter
511 CDI (906.153, 906.155, 906.253, 906.255)	80	06/06→12/09						
511 CDI (906.153, 906.155, 906.253, 906.255)	84	05/16→						
511 CDI 4x4 (906.155, 906.253, 906.255)	80	06/06→12/09						
513 CDI 4x4 (906.155, 906.253, 906.255)	95	05/11→05/16						
514 CDI (906.153, 906.155, 906.253, 906.255)	105	05/16→						
514 CDI 4x4 (906.153, 906.155, 906.253, 906.255)	105	05/16→						
515 CDI (906.153, 906.155, 906.253, 906.255)	110	06/06→12/09						
515 CDI 4x4 (906.153, 906.155, 906.253, 906.255)	110	06/06→12/09						
516 (906.153, 906.155, 906.253, 906.255)	115	09/08→						
516 CDI (906.153, 906.155, 906.253, 906.255)	120	03/09→						
516 CDI 4x4 (906.153, 906.155, 906.255)	120	05/11→						
516 NGT (906.153, 906.155, 906.253, 906.255)	115	09/08→						
518 CDI (906.153, 906.155, 906.253, 906.255)	135	06/06→12/09						
518 CDI 4x4 (906.153, 906.155, 906.253, 906.255)	135	06/06→12/09						
519 CDI / BlueTEC (906.153, 906.155, 906.253, 906.255)	140	03/09→						
519 CDI / BlueTEC 4x4 (906.153, 906.155, 906.253, ...)	140	03/09→						
524 (906.153, 906.155, 906.253, 906.255)	190	06/06→12/13						
513 CDI (906.155, 906.253, 906.255)	95	06/06→05/16	➔	<input type="checkbox"/> ; 03/09→			24.3481-1817.5 241169	BOS - Halter
			➔	<input type="checkbox"/> ; 03/09→			24.3481-1818.5 241170	BOS - Halter
 <b>Bremsschlauch</b>								
509 CDI (906.153, 906.155, 906.253, 906.255)	65	06/06→12/09	➔			2	24.5137-0385.3 331089	L= 385
510 CDI (906.153, 906.155, 906.253, 906.255)	70	03/09→	➔		nicht für Reifenabmessung: 285/65	2	24.5131-0415.3 331238	L= 415
511 CDI (906.153, 906.155, 906.253, 906.255)	80	06/06→12/09	➔		für Reifenabmessung: 285/65	2	24.5137-0470.3 331090	L= 470
511 CDI (906.153, 906.155, 906.253, 906.255)	84	05/16→						
514 CDI (906.153, 906.155, 906.253, 906.255)	105	05/16→						
515 CDI (906.153, 906.155, 906.253, 906.255)	110	06/06→12/09						
↓								















	kw					! #		
<b>MERCEDES-BENZ - SPRINTER 5-t Pritsche/Fahrgestell (906) 06/06 →</b>								
 <b>Bremsschlauch</b>								
516 (906.153, 906.155, 906.253, 906.255)	115	09/08 →	←			2	24.5137-0385.3 331089	L= 385
516 CDI (906.153, 906.155, 906.253, 906.255)	120	03/09 →	→	nicht für Reifenabmessung: 285/65		2	24.5131-0415.3 331238	L= 415
516 NGT (906.153, 906.155, 906.253, 906.255)	115	09/08 →	→	für Reifenabmessung: 285/65		2	24.5137-0470.3 331090	L= 470
518 CDI (906.153, 906.155, 906.253, 906.255)	135	06/06 →12/09						
519 CDI / BlueTEC (906.153, 906.155, 906.253, 906.255)	140	03/09 →						
524 (906.153, 906.155, 906.253, 906.255)	190	06/06 →12/13						
511 CDI 4x4 (906.155, 906.253, 906.255)	80	06/06 →12/09	←			2	24.5137-0455.3 331131	L= 455
513 CDI 4x4 (906.155, 906.253, 906.255)	95	05/11 →05/16	→	nicht für Reifenabmessung: 285/65		2	24.5131-0415.3 331238	L= 415
514 CDI 4x4 (906.153, 906.155, 906.253, 906.255)	105	05/16 →	→	für Reifenabmessung: 285/65		2	24.5137-0470.3 331090	L= 470
515 CDI 4x4 (906.153, 906.155, 906.253, 906.255)	110	06/06 →12/09						
516 CDI 4x4 (906.153, 906.155, 906.255)	120	05/11 →						
518 CDI 4x4 (906.153, 906.155, 906.253, 906.255)	135	06/06 →12/09						
519 CDI / BlueTEC 4x4 (906.153, 906.155, 906.253, ...)	140	03/09 →						
513 CDI (906.155, 906.253, 906.255)	95	06/06 →05/16	←	03/09 →		2	24.5137-0385.3 331089	L= 385
			→	03/09 →; nicht für Reifenabmessung: 285/65		2	24.5131-0415.3 331238	L= 415
			→	03/09 →; für Reifenabmessung: 285/65		2	24.5137-0470.3 331090	L= 470
<b>MERCEDES-BENZ - SPRINTER CLASSIC 3,5-t Kasten (909) 09/13 →</b>								
 <b>Bremssattel</b>								
311 CDI (909.632, 909.633)	80	09/13 →	←				24.3481-1789.5 240753	BRE - Halter
			←				24.3481-1790.5 240754	BRE - Halter
			→				24.3511-1721.5 240920	BOS - Halter
			→				24.3511-1722.5 240921	BOS - Halter
 <b>Bremsschlauch</b>								
311 CDI (909.632, 909.633)	80	09/13 →	←			2	24.5137-0385.3 331089	L= 385
			→			2	24.5137-0490.3 330964	L= 490
<b>MERCEDES-BENZ - SPRINTER Kipper (905) 04/01 →</b>								
 <b>Bremssattel</b>								
616 CDI (905.612, 905.622, 905.623)	115	04/01 →	←	 ; → 05/06			24.3441-1701.5 240331	PER - Halter
			←	 ; → 05/06			24.3441-1702.5 240332	PER - Halter
 <b>Bremsschlauch</b>								
616 CDI (905.612, 905.622, 905.623)	115	04/01 →	→	→ 05/06		2	24.5237-0235.3 330781	L= 235
<b>MERCEDES-BENZ - T1/TN Kasten 07/81 →06/95</b>								
 <b>Bremssattel</b>								
408 D (611.367, 611.368)	58	11/88 →06/95	←	 ; → A025460			24.4441-8013.5 230067	ATE
408 D (611.367, 611.368)	60	11/88 →06/95	←	 ; → A025460			24.4441-8014.5 230068	ATE
410 (611.067, 611.068)	70	08/82 →06/95	←	 ; → A025460			24.4441-8015.5 230069	ATE
410 (611.067, 611.068)	77	08/82 →06/95	←	 ; → A025460			24.4441-8016.5 230070	ATE
410 D (611.467, 611.468)	70	11/88 →06/95	←	 ; A025461 →			24.4441-8017.5 230071	ATE
410 D (611.467, 611.468)	72	11/88 →06/95	←	 ; A025461 →			24.4441-8018.5 230072	ATE

	kW			 	! #		
<b>MERCEDES-BENZ - T1/TN Kasten 07/81→06/95</b>							
<b>Dichtungssatz, Bremssattel</b>							
408 D (611.367, 611.368)	58	11/88→06/95	←	→ A025460		13.0441-4408.2 250096	ATE
408 D (611.367, 611.368)	60	11/88→06/95	←	A025461→		13.0441-4408.2 250096	ATE
410 (611.067, 611.068)	70	08/82→06/95	←	→ A025460		13.0441-4408.2 250096	ATE
410 (611.067, 611.068)	77	08/82→06/95					
410 D (611.467, 611.468)	70	11/88→06/95					
410 D (611.467, 611.468)	72	11/88→06/95					
<b> Bremsschlauch</b>							
408 D (611.367, 611.368)	58	11/88→06/95	←		2	24.5201-0474.3 331434	L= 474
408 D (611.367, 611.368)	60	11/88→06/95	→		2	24.5170-0426.3 331452	L= 426
410 (611.067, 611.068)	70	08/82→06/95					
410 (611.067, 611.068)	77	08/82→06/95					
410 D (611.467, 611.468)	70	11/88→06/95					
410 D (611.467, 611.468)	72	11/88→06/95					
<b>MERCEDES-BENZ - T1/TN Pritsche/Fahrgestell 07/81→06/95</b>							
<b> Bremssattel</b>							
408 D (611.317, 611.318)	58	11/88→06/95	←	☐; → A025460		24.4441-8013.5 230067	ATE
408 D (611.317, 611.318)	60	11/88→06/95	←	☐; → A025460		24.4441-8014.5 230068	ATE
410 (611.017, 611.018)	70	08/82→06/95	←	☐; → A025460		24.4441-8015.5 230069	ATE
410 (611.017, 611.018)	77	08/82→06/95	←	☐; → A025460		24.4441-8016.5 230070	ATE
410 D (611.417, 611.418)	70	11/88→06/95	←	☐; A025461→		24.4441-8017.5 230071	ATE
410 D (611.417, 611.418)	72	11/88→06/95	←	☐; A025461→		24.4441-8018.5 230072	ATE
<b>Dichtungssatz, Bremssattel</b>							
408 D (611.317, 611.318)	58	11/88→06/95	←	→ A025460		13.0441-4408.2 250096	ATE
408 D (611.317, 611.318)	60	11/88→06/95	←	A025461→		13.0441-4408.2 250096	ATE
410 (611.017, 611.018)	70	08/82→06/95	←	→ A025460		13.0441-4408.2 250096	ATE
410 (611.017, 611.018)	77	08/82→06/95					
410 D (611.417, 611.418)	70	11/88→06/95					
410 D (611.417, 611.418)	72	11/88→06/95					
<b> Bremsschlauch</b>							
408 D (611.317, 611.318)	58	11/88→06/95	←		2	24.5201-0474.3 331434	L= 474
408 D (611.317, 611.318)	60	11/88→06/95	→		2	24.5170-0426.3 331452	L= 426
410 (611.017, 611.018)	70	08/82→06/95					
410 (611.017, 611.018)	77	08/82→06/95					
410 D (611.417, 611.418)	70	11/88→06/95					
410 D (611.417, 611.418)	72	11/88→06/95					
<b>MERCEDES-BENZ - T1 Bus (601) 05/77→02/96</b>							
<b> Bremssattel</b>							
208 D 2.3	60	10/88→02/96	←	☐		24.4441-8013.5 230067	ATE
208 D 2.3 (601.371, 601.372, 601.376, 601.377)	58	10/88→02/96	←	☐		24.4441-8014.5 230068	ATE
210 2.3	77	05/89→02/96	←	☐		24.4441-8015.5 230069	ATE
210 D 2.8	70	11/88→02/96	←	☐		24.4441-8016.5 230070	ATE
210 D 2.8	72	11/88→02/96					
<b>Dichtungssatz, Bremssattel</b>							
208 D 2.3	60	10/88→02/96	←			13.0441-4408.2 250096	ATE
208 D 2.3 (601.371, 601.372, 601.376, 601.377)	58	10/88→02/96	←			13.0441-4408.2 250096	ATE
210 2.3	77	05/89→02/96					
210 D 2.8	70	11/88→02/96					
210 D 2.8	72	11/88→02/96					
↓							











	kW					! #			
<b>MERCEDES-BENZ - T1 Bus (601) 05/77→02/96</b>									
 <b>Bremsschlauch</b>									
208 D 2.3	60	10/88→02/96	←			2	24.5201-0474.3	331434	L= 474
208 D 2.3 (601.371, 601.372, 601.376, 601.377)	58	10/88→02/96	→			2	24.5170-0426.3	331452	L= 426
210 2.3	77	05/89→02/96							
210 D 2.8	70	11/88→02/96							
210 D 2.8	72	11/88→02/96							
<b>MERCEDES-BENZ - T1 Bus (602) 04/77→02/96</b>									
 <b>Bremssattel</b>									
308 D 2.3	58	05/90→02/96	←	 → A025460			24.4441-8013.5	230067	ATE
308 D 2.3	60	06/89→02/96	←	 → A025460			24.4441-8014.5	230068	ATE
310 D 2.9	70	06/89→02/96	←	 → A025460			24.4441-8015.5	230069	ATE
310 D 2.9	72	06/90→02/96	←	 → A025460			24.4441-8016.5	230070	ATE
			←	 A025461→			24.4441-8017.5	230071	ATE
			←	 A025461→			24.4441-8018.5	230072	ATE
<b>Dichtungssatz, Bremssattel</b>									
308 D 2.3	58	05/90→02/96	←	→ A025460			13.0441-4408.2	250096	ATE
308 D 2.3	60	06/89→02/96	←	A025461→			13.0441-4408.2	250096	ATE
310 D 2.9	70	06/89→02/96	←				13.0441-4408.2	250096	ATE
310 D 2.9	72	06/90→02/96	←	→ A025460			13.0441-4408.2	250096	ATE
 <b>Bremsschlauch</b>									
308 D 2.3	58	05/90→02/96	←			2	24.5201-0474.3	331434	L= 474
308 D 2.3	60	06/89→02/96	→			2	24.5170-0426.3	331452	L= 426
310 D 2.9	70	06/89→02/96							
310 D 2.9	72	06/90→02/96							
<b>MERCEDES-BENZ - T1 Kasten (601, 611) 05/77→02/96</b>									
 <b>Bremssattel</b>									
208 D 2.3	58	11/88→02/96	←				24.4441-8013.5	230067	ATE
208 D 2.3	60	10/88→02/96	←				24.4441-8014.5	230068	ATE
210 2.3	70	07/82→02/96	←				24.4441-8015.5	230069	ATE
210 2.3	77	05/89→02/96	←				24.4441-8015.5	230069	ATE
210 D 2.8	70	10/88→02/96	←				24.4441-8016.5	230070	ATE
210 D 2.8	72	10/88→02/96	←				24.4441-8016.5	230070	ATE
<b>Dichtungssatz, Bremssattel</b>									
208 D 2.3	58	11/88→02/96	←				13.0441-4408.2	250096	ATE
208 D 2.3	60	10/88→02/96	←				13.0441-4408.2	250096	ATE
210 2.3	70	07/82→02/96	←				13.0441-4408.2	250096	ATE
210 2.3	77	05/89→02/96							
210 D 2.8	70	10/88→02/96							
210 D 2.8	72	10/88→02/96							
 <b>Bremsschlauch</b>									
208 D 2.3	58	11/88→02/96	←			2	24.5201-0474.3	331434	L= 474
208 D 2.3	60	10/88→02/96	→			2	24.5170-0426.3	331452	L= 426
210 2.3	70	07/82→02/96							
210 2.3	77	05/89→02/96							
210 D 2.8	70	10/88→02/96							
210 D 2.8	72	10/88→02/96							
<b>MERCEDES-BENZ - T1 Kasten (602) 10/82→02/96</b>									
 <b>Bremssattel</b>									
308 D 2.3	58	11/88→02/96	←	 → A025460			24.4441-8013.5	230067	ATE
308 D 2.3	60	06/89→02/96	←	 → A025460			24.4441-8014.5	230068	ATE
310 2.3	70	06/89→02/96	←	 → A025460			24.4441-8015.5	230069	ATE
310 2.3	77	01/89→12/95	←	 → A025460			24.4441-8015.5	230069	ATE
310 D 2.9	70	06/89→02/96	←	 → A025460			24.4441-8016.5	230070	ATE
310 D 2.9	72	06/89→02/96	←	 → A025460			24.4441-8016.5	230070	ATE
			←	 A025461→			24.4441-8017.5	230071	ATE
			←	 A025461→			24.4441-8018.5	230072	ATE
<b>Dichtungssatz, Bremssattel</b>									
308 D 2.3	58	11/88→02/96	←	→ A025460			13.0441-4408.2	250096	ATE
308 D 2.3	60	06/89→02/96	←	A025461→			13.0441-4408.2	250096	ATE
310 2.3	70	06/89→02/96	←				13.0441-4408.2	250096	ATE
310 2.3	77	01/89→12/95	←	→ A025460			13.0441-4408.2	250096	ATE
310 D 2.9	70	06/89→02/96							
310 D 2.9	72	06/89→02/96							
↓									


























	kw					! #		
<b>MERCEDES-BENZ - T1 Kasten (602) 10/82→02/96</b>								
 <b>Bremsschlauch</b>								
308 D 2.3	58	11/88→02/96	←			2	24.5201-0474.3 331434	L= 474
308 D 2.3	60	06/89→02/96	→			2	24.5170-0426.3 331452	L= 426
310 2.3	70	06/89→02/96						
310 2.3	77	01/89→12/95						
310 D 2.9	70	06/89→02/96						
310 D 2.9	72	06/89→02/96						
<b>MERCEDES-BENZ - T1 Pritsche/Fahrgestell (601) 01/77→02/96</b>								
 <b>Bremssattel</b>								
208 D 2.3	58	11/88→02/96	←	☐			24.4441-8013.5 230067	ATE
208 D 2.3	60	06/89→02/96	←	☐			24.4441-8014.5 230068	ATE
210 D 2.8	72	11/88→02/96	←	☐			24.4441-8015.5 230069	ATE
210 D 2.9	70	11/88→02/96	←	☐			24.4441-8016.5 230070	ATE
<b>Dichtungssatz, Bremssattel</b>								
208 D 2.3	58	11/88→02/96	←				13.0441-4408.2 250096	ATE
208 D 2.3	60	06/89→02/96	←				13.0441-4408.2 250096	ATE
210 D 2.8	72	11/88→02/96	←					
210 D 2.9	70	11/88→02/96	←					
 <b>Bremsschlauch</b>								
208 D 2.3	58	11/88→02/96	←			2	24.5201-0474.3 331434	L= 474
208 D 2.3	60	06/89→02/96	→			2	24.5170-0426.3 331452	L= 426
210 D 2.8	72	11/88→02/96						
210 D 2.9	70	11/88→02/96						
<b>MERCEDES-BENZ - T1 Pritsche/Fahrgestell (602) 01/77→02/96</b>								
 <b>Bremssattel</b>								
308 D 2.3	58	06/89→02/96	←	☐; → A025460			24.4441-8013.5 230067	ATE
308 D 2.3	60	06/89→02/96	←	☐; → A025460			24.4441-8014.5 230068	ATE
310 D 2.9	70	06/89→02/96	←	☐; → A025460			24.4441-8015.5 230069	ATE
310 D 2.9	72	06/89→02/96	←	☐; → A025460			24.4441-8016.5 230070	ATE
			←	☐; A025461→			24.4441-8017.5 230071	ATE
			←	☐; A025461→			24.4441-8018.5 230072	ATE
<b>Dichtungssatz, Bremssattel</b>								
308 D 2.3	58	06/89→02/96	←	→ A025460			13.0441-4408.2 250096	ATE
308 D 2.3	60	06/89→02/96	←	A025461→			13.0441-4408.2 250096	ATE
310 D 2.9	70	06/89→02/96	←				13.0441-4408.2 250096	ATE
310 D 2.9	72	06/89→02/96	←	→ A025460			13.0441-4408.2 250096	ATE
 <b>Bremsschlauch</b>								
308 D 2.3	58	06/89→02/96	←			2	24.5201-0474.3 331434	L= 474
308 D 2.3	60	06/89→02/96	→			2	24.5170-0426.3 331452	L= 426
310 D 2.9	70	06/89→02/96						
310 D 2.9	72	06/89→02/96						
<b>MERCEDES-BENZ - Vaneo (414) 02/02→07/05</b>								
 <b>Bremssattel</b>								
1.6 (414.700)	60	02/02→07/05	←	☐			24.3571-1743.5 240790	TRW - Halter
1.6 (414.700)	75	02/02→07/05	←	☐			24.3571-1744.5 240791	TRW - Halter
1.7 CDI (414.700)	55	02/02→07/05	←	☐			24.3301-1701.5 240858	TRW - Halter
1.7 CDI (414.700)	67	02/02→07/05	→	☐			24.3301-1702.5 240859	TRW - Halter
1.9 (414.700)	92	02/02→07/05	→	☐				
<b>Zubehörsatz, Bremssattel</b>								
1.6 (414.700)	60	02/02→07/05	←				24.0101-3803.2 260101	TRW
1.6 (414.700)	75	02/02→07/05						
1.7 CDI (414.700)	55	02/02→07/05						
1.7 CDI (414.700)	67	02/02→07/05						
1.9 (414.700)	92	02/02→07/05						
 <b>Bremsschlauch</b>								
1.6 (414.700)	60	02/02→07/05	←			2	24.5123-0295.3 330820	L= 295
1.6 (414.700)	75	02/02→07/05	→			2	24.5238-0230.3 330673	L= 230
1.7 CDI (414.700)	55	02/02→07/05						
1.7 CDI (414.700)	67	02/02→07/05						
1.9 (414.700)	92	02/02→07/05						



	kW			 	! #		
<b>MERCEDES-BENZ - VARIO Bus 08/96</b> →							
 <b>Bremssattel</b>							
O 810 (670.373, 670.374)	75	09/96 → 12/10	➔	☐; Achsnummer: 741.130/741.131		<b>24.3441-1701.5 240331</b>	PER - Halter
O 812 (670.373, 670.674)	90	09/96 → 12/10	➔	☐; Achsnummer: 741.130/741.131		<b>24.3441-1702.5 240332</b>	PER - Halter
O 814 (670.373, 670.374)	100	09/96 → 12/10					
O 815 (670.373, 670.374)	112	09/96 → 12/10					
O 813 (670.373, 670.374)	95	01/06 →	➔	☐; → 12/13; Achsnummer: 741.130/741.131		<b>24.3441-1701.5 240331</b>	PER - Halter
O 816 D (670.373, 670.374)	115	01/06 →	➔	☐; → 12/13; Achsnummer: 741.130/741.131		<b>24.3441-1702.5 240332</b>	PER - Halter
O 818 D (670.373, 670.374)	130	09/06 →					
<b>MERCEDES-BENZ - VARIO Kasten 09/96</b> →							
 <b>Bremssattel</b>							
512 D (667.351, 667.352, 667.353)	90	09/96 → 12/10	➔	☐; Achsnummer: 741.130/741.131		<b>24.3441-1701.5 240331</b>	PER - Halter
612 D (668.351, 668.352, 668.353)	90	09/96 → 12/10	➔	☐; Achsnummer: 741.130/741.131		<b>24.3441-1702.5 240332</b>	PER - Halter
613 D, 614 D (668.351, 668.352, 668.353)	95	09/96 → 12/13					
613 D, 614 D (668.351, 668.352, 668.353)	100	09/96 → 12/11					
812 D (670.351, 670.352, 670.353)	90	09/96 → 12/10					
813 D, 814 D (670.351, 670.352, 670.353)	95	09/96 → 12/13					
813 D, 814 D (670.351, 670.352, 670.353)	100	09/96 → 12/13					
813 DA, 814 DA 4x4 (669.599, 670.451, 670.452, 670.453)	95	09/96 → 12/13					
815 D, 816 D (670.351, 670.352, 670.353)	112	09/96 → 12/10					
815 D, 816 D (670.351, 670.352, 670.353)	115	09/96 → 12/13					
815 DA, 816 DA 4x4 (669.599, 670.451, 670.452, 670.453)	112	09/96 → 12/10					
815 DA, 816 DA 4x4 (669.599, 670.451, 670.452, 670.453)	115	09/96 → 12/13					
615 D, 616 D (668.351, 668.352, 668.353)	112	09/98 →	➔	☐; → 12/13; Achsnummer: 741.130/741.131		<b>24.3441-1701.5 240331</b>	PER - Halter
615 D, 616 D (668.351, 668.352, 668.353)	115	09/98 →	➔	☐; → 12/13; Achsnummer: 741.130/741.131		<b>24.3441-1702.5 240332</b>	PER - Halter
618 D	130	09/06 →					
813 DA, 814 DA 4x4 (669.599, 670.451, 670.452, 670.453)	100	09/96 →					
818 D (670.351, 670.352, 670.353)	130	09/06 →					
<b>MERCEDES-BENZ - VARIO Kipper 09/96</b> →							
 <b>Bremssattel</b>							
612 D (668.331, 668.332)	90	09/96 → 12/10	➔	☐; Achsnummer: 741.130/741.131		<b>24.3441-1701.5 240331</b>	PER - Halter
613 D, 614 D (668.331, 668.332)	95	09/96 → 12/13	➔	☐; Achsnummer: 741.130/741.131		<b>24.3441-1702.5 240332</b>	PER - Halter
613 D, 614 D (668.331, 668.332)	100	09/96 → 11/12					
812 D (670.331, 670.332)	90	09/96 → 12/10					
813 D, 814 D (670.331, 670.332)	95	09/96 → 12/13					
813 D, 814 D (670.331, 670.332)	100	09/96 → 12/13					
813 DA, 814 DA 4x4 (670.431, 670.432)	95	09/96 → 12/13					
813 DA, 814 DA 4x4 (670.431, 670.432)	100	09/96 → 12/13					
815 D, 816 D (670.331, 670.332)	115	09/96 → 12/13					
815 DA, 816 DA 4x4 (670.431, 670.432)	112	09/96 → 12/10					
815 DA, 816 DA 4x4 (670.431, 670.432)	115	09/96 → 12/13					
615 D, 616 D (668.331, 668.332)	112	09/98 →	➔	☐; → 12/13; Achsnummer: 741.130/741.131		<b>24.3441-1701.5 240331</b>	PER - Halter

	kW			 	! #		
<b>MERCEDES-BENZ - VARIO Kipper 09/96→</b>							
 <b>Bremssattel</b>							
615 D, 616 D (668.331, 668.332) 618 D 815 D, 816 D (670.331, 670.332) 818 D (670.321, 670.322) 818 DA 4x4	115 130 112 130 130	09/98→ 09/06→ 09/96→ 09/06→ 09/06→	➡	☐; → 12/13; Achsnnummer: 741.130/741.131		24.3441-1702.5 240332	PER - Halter
<b>MERCEDES-BENZ - VARIO Pritsche/Fahrgestell 09/96→</b>							
 <b>Bremssattel</b>							
512 D (667.321, 667.322, 667.323) 612 D (668.321, 668.322, 668.323) 613 D, 614 D (668.321, 668.322, 668.323) 812 D (670.321, 670.322, 670.323, 670.324) 813 D, 814 D (670.321, 670.322, 670.323, 670.324) 813 D, 814 D (670.321, 670.322, 670.323, 670.324) 813 DA, 814 DA 4x4 (670.421, 670.422, 670.423) 813 DA, 814 DA 4x4 (670.421, 670.422, 670.423) 815 D, 816 D (670.321, 670.322, 670.323, 670.324) 815 D, 816 D (670.321, 670.322, 670.323, 670.324) 815 D (670.324, 670.323, 670.322, 670.321) 815 DA, 816 DA 4x4 (670.421, 670.422, 670.423) 815 DA, 816 DA 4x4 (670.421, 670.422, 670.423)	90 90 100 90 95 100 95 100 112 115 110 112 115	09/96→12/10 09/96→12/10 09/96→12/11 09/96→12/10 09/96→12/13 09/96→12/13 09/96→12/13 09/96→12/13 09/96→12/10 09/96→12/13 09/96→12/13 09/96→12/10 09/96→12/13	➡	☐; Achsnnummer: 741.130/741.131		24.3441-1701.5 240331	PER - Halter
			➡	☐; Achsnnummer: 741.130/741.131		24.3441-1702.5 240332	PER - Halter
613 D, 614 D (668.321, 668.322, 668.323) 615 D, 616 D (668.321, 668.322, 668.323) 615 D, 616 D (668.321, 668.322, 668.323) 618 D (668.321, 668.322, 668.323) 818 D (670.321, 670.322, 670.323, 670.324) 818 DA 4x4	95 112 115 130 130 130	09/96→ 09/98→ 09/98→ 09/06→ 09/06→ 09/06→	➡	☐; → 12/13; Achsnnummer: 741.130/741.131		24.3441-1701.5 240331	PER - Halter
			➡	☐; → 12/13; Achsnnummer: 741.130/741.131		24.3441-1702.5 240332	PER - Halter
<b>MERCEDES-BENZ - VARIO Triebkopf 09/96→</b>							
 <b>Bremssattel</b>							
613 D, 614 D (669.599, 669.899) 615 D, 616 D (669.599, 669.899) 618 D (669.599, 669.899) 814 DT (670.398) 816 DT (670.398)	95 115 130 100 112	01/06→ 01/06→ 09/06→ 09/96→ 09/96→	➡	☐; → 12/13; Achsnnummer: 741.130/741.131		24.3441-1701.5 240331	PER - Halter
			➡	☐; → 12/13; Achsnnummer: 741.130/741.131		24.3441-1702.5 240332	PER - Halter
810 DT (670.398) 812 DT (670.398)	75 90	09/96→12/10 09/96→12/10	➡	☐; Achsnnummer: 741.130/741.131		24.3441-1701.5 240331	PER - Halter
			➡	☐; Achsnnummer: 741.130/741.131		24.3441-1702.5 240332	PER - Halter
<b>MERCEDES-BENZ - VIANO (W639) 09/03→</b>							
 <b>Bremssattel</b>							
3,0 (639.711, 639.811) 3,2 (639.713, 639.813, 639.815) ↓	140 160	09/03→ 09/03→	➡	☐; → 02/14		24.3381-1709.5 240982	BOS - Halter
			➡	☐; → 02/14		24.3381-1710.5 240983	BOS - Halter

	kW			 	! #		
<b>MERCEDES-BENZ - VIANO (W639) 09/03→</b>							
 <b>Bremssattel</b>							
3.5 (639.811, 639.813, 639.815)	190	09/07→	➡	☐; → 02/14		<b>24.3381-1709.5 240982</b>	BOS - Halter
3.7 (639.815)	170	06/04→	➡	☐; → 02/14		<b>24.3381-1710.5 240983</b>	BOS - Halter
CDI 2.0 (639.711, 639.713, 639.811, 639.813, 639.815)	80	09/03→					
CDI 2.0 (639.811, 639.813, 639.815)	100	07/10→					
CDI 2.0 4-matic (639.811, 639.813, 639.815)	100	07/10→					
CDI 2.2 (639.711, 639.713, 639.811, 639.813, 639.815)	110	09/03→					
CDI 2.2 (639.811, 639.813, 639.815)	120	07/10→					
CDI 2.2 4-matic (639.811, 639.813, 639.815)	120	07/10→					
CDI 3.0 (639.811, 639.813, 639.815)	150	03/06→					
CDI 3.0 (639.811, 639.813, 639.815)	165	07/10→					
CDI 2.0 (639.711, 639.713, 639.811, 639.813, 639.815)	85	08/05→	➡	☐		<b>24.3381-1709.5 240982</b>	BOS - Halter
			➡	☐		<b>24.3381-1710.5 240983</b>	BOS - Halter
CDI 2.0 4-matic (639.713)	80	07/05→	➡	☐; 07/10→ 02/14		<b>24.3381-1709.5 240982</b>	BOS - Halter
CDI 2.2 4-matic (639.711, 639.713, 639.811, 639.813, ...)	110	07/05→	➡	☐; 07/10→ 02/14		<b>24.3381-1710.5 240983</b>	BOS - Halter
 <b>Bremsschlauch</b>							
3.0 (639.711, 639.811)	140	09/03→	←	→ 02/14	2	<b>24.5140-0498.3 330912</b>	L= 498
3.2 (639.713, 639.813, 639.815)	160	09/03→	➡	→ 02/14	2	<b>24.5123-0328.3 330910</b>	L= 328
3.5 (639.811, 639.813, 639.815)	190	09/07→					
3.7 (639.815)	170	06/04→					
CDI 2.0 (639.711, 639.713, 639.811, 639.813, 639.815)	80	09/03→					
CDI 2.0 (639.811, 639.813, 639.815)	100	07/10→					
CDI 2.0 4-matic (639.811, 639.813, 639.815)	100	07/10→					
CDI 2.2 (639.711, 639.713, 639.811, 639.813, 639.815)	110	09/03→					
CDI 2.2 (639.811, 639.813, 639.815)	120	07/10→					
CDI 2.2 4-matic (639.811, 639.813, 639.815)	120	07/10→					
CDI 3.0 (639.811, 639.813, 639.815)	150	03/06→					
CDI 3.0 (639.811, 639.813, 639.815)	165	07/10→					
CDI 2.0 (639.711, 639.713, 639.811, 639.813, 639.815)	85	08/05→	←		2	<b>24.5140-0498.3 330912</b>	L= 498
			➡		2	<b>24.5123-0328.3 330910</b>	L= 328
CDI 2.0 4-matic (639.713)	80	07/05→	←	07/10→ 02/14	2	<b>24.5140-0498.3 330912</b>	L= 498
CDI 2.2 4-matic (639.711, 639.713, 639.811, 639.813, ...)	110	07/05→	➡	07/10→ 02/14	2	<b>24.5123-0328.3 330910</b>	L= 328
<b>MERCEDES-BENZ - VITO / MIXTO Kasten (W639) 08/03→</b>							
 <b>Bremssattel</b>							
109 CDI (639.601, 639.603, 639.605)	65	09/03→	➡	☐; → 02/14		<b>24.3381-1709.5 240982</b>	BOS - Halter
109 CDI (639.601, 639.603, 639.605)	70	08/06→	➡	☐; → 02/14		<b>24.3381-1710.5 240983</b>	BOS - Halter
110 CDI (639.601, 639.603, 639.605)	70	09/10→					
111 CDI (639.601, 639.603, 639.605)	80	09/03→					
111 CDI (639.601, 639.603)	85	09/07→					
↓							

**MERCEDES-BENZ - VITO / MIXTO Kasten (W639) 08/03→**

**Bremssattel**

111 CDI 4x4 (639.601, 639.603, 639.605)	80	09/07→	➔	☐; → 02/14		<b>24.3381-1709.5</b>	<b>240982</b>	BOS - Halter
113 CDI (639.601, 639.603, 639.605)	100	09/10→	➔	☐; → 02/14		<b>24.3381-1710.5</b>	<b>240983</b>	BOS - Halter
113 CDI 4x4 (639.601, 639.603, 639.605)	100	09/10→						
115 CDI (639.601, 639.603, 639.605)	110	09/03→						
116 CDI (639.601, 639.603, 639.605)	120	09/10→						
116 CDI 4x4 (639.601, 639.603, 639.605)	120	09/10→						
119 (639.601, 639.603, 639.605)	140	09/03→						
122 (639.601, 639.603, 639.605)	160	09/03→						
122 CDI (639.601, 639.603, 639.605)	165	09/10→						
126 (639.601, 639.603, 639.605)	190	09/07→						
E-CELL (639.601, 639.603, 639.605)	60	03/12→						
115 CDI 4x4 (639.601, 639.603, 639.605)	110	07/06→	➔	☐; 09/07→ 02/14		<b>24.3381-1709.5</b>	<b>240982</b>	BOS - Halter
120 CDI (639.601, 639.603, 639.605)	150	07/06→	➔	☐; 09/07→ 02/14		<b>24.3381-1710.5</b>	<b>240983</b>	BOS - Halter
123 (639.601)	170	06/04→07/08	➔	☐		<b>24.3381-1709.5</b>	<b>240982</b>	BOS - Halter
			➔	☐		<b>24.3381-1710.5</b>	<b>240983</b>	BOS - Halter










**Bremsschlauch**

109 CDI (639.601, 639.603, 639.605)	65	09/03→	←	→ 02/14	2	<b>24.5140-0498.3</b>	<b>330912</b>	L= 498
109 CDI (639.601, 639.603, 639.605)	70	08/06→	➔	→ 02/14	2	<b>24.5123-0328.3</b>	<b>330910</b>	L= 328
110 CDI (639.601, 639.603, 639.605)	70	09/10→						
111 CDI (639.601, 639.603, 639.605)	80	09/03→						
111 CDI (639.601, 639.603)	85	09/07→						
113 CDI (639.601, 639.603, 639.605)	100	09/10→						
115 CDI (639.601, 639.603, 639.605)	110	09/03→						
116 CDI (639.601, 639.603, 639.605)	120	09/10→						
119 (639.601, 639.603, 639.605)	140	09/03→						
122 (639.601, 639.603, 639.605)	160	09/03→						
122 CDI (639.601, 639.603, 639.605)	165	09/10→						
126 (639.601, 639.603, 639.605)	190	09/07→						
E-CELL (639.601, 639.603, 639.605)	60	03/12→						
111 CDI 4x4 (639.601, 639.603, 639.605)	80	09/07→	➔	→ 02/14	2	<b>24.5123-0328.3</b>	<b>330910</b>	L= 328
113 CDI 4x4 (639.601, 639.603, 639.605)	100	09/10→						
116 CDI 4x4 (639.601, 639.603, 639.605)	120	09/10→						
115 CDI 4x4 (639.601, 639.603, 639.605)	110	07/06→	➔	09/07→ 02/14	2	<b>24.5123-0328.3</b>	<b>330910</b>	L= 328
120 CDI (639.601, 639.603, 639.605)	150	07/06→	←	09/07→ 02/14	2	<b>24.5140-0498.3</b>	<b>330912</b>	L= 498
			➔	09/07→ 02/14	2	<b>24.5123-0328.3</b>	<b>330910</b>	L= 328
123 (639.601)	170	06/04→07/08	←		2	<b>24.5140-0498.3</b>	<b>330912</b>	L= 498
			➔		2	<b>24.5123-0328.3</b>	<b>330910</b>	L= 328

**MERCEDES-BENZ - VITO Bus (638) 02/96→07/03**

**Bremssattel**

108 CDI 2.2 (638.194)	60	03/99→07/03	←	☐		<b>24.3601-8513.5</b>	<b>240687</b>	ATE - Halter
110 CDI 2.2 (638.194)	75	03/99→07/03	←	☐		<b>24.3601-8514.5</b>	<b>240688</b>	ATE - Halter
112 CDI 2.2 (638.194)	90	03/99→07/03	←	☐		<b>24.3331-0039.5</b>	<b>240661</b>	ATE - Halter
114 2.3 (638.134, 638.194)	105	12/96→07/03	➔	☐		<b>24.3331-1701.5</b>	<b>240543</b>	BOS - Halter
			➔	☐		<b>24.3331-0040.5</b>	<b>240662</b>	ATE - Halter

	kW					! #			
<b>MERCEDES-BENZ - VITO Bus (638) 02/96→07/03</b>									
<b> Bremssattel</b>									
108 CDI 2.2 (638.194)	60	03/99→07/03	→	☐			24.3331-1702.5	240544	BOS - Halter
110 CDI 2.2 (638.194)	75	03/99→07/03							
112 CDI 2.2 (638.194)	90	03/99→07/03							
114 2.3 (638.134, 638.194)	105	12/96→07/03							
108 D 2.3 (638.164)	58	02/96→07/03	←	☐; 03/96→			24.3601-8513.5	240687	ATE - Halter
110 TD 2.3 (638.174)	72	02/96→07/03	←	☐; 03/96→			24.3601-8514.5	240688	ATE - Halter
113 2.0 (638.114, 638.194)	95	02/96→07/03	→	☐; 03/96→			24.3331-0039.5	240661	ATE - Halter
			→	☐; 03/96→			24.3331-1701.5	240543	BOS - Halter
			→	☐; 03/96→			24.3331-0040.5	240662	ATE - Halter
			→	☐; 03/96→			24.3331-1702.5	240544	BOS - Halter
<b>Halter, Bremssattel</b>									
108 CDI 2.2 (638.194)	60	03/99→07/03	←				11.8170-0510.1	260111	ATE
110 CDI 2.2 (638.194)	75	03/99→07/03							
112 CDI 2.2 (638.194)	90	03/99→07/03							
114 2.3 (638.134, 638.194)	105	12/96→07/03							
108 D 2.3 (638.164)	58	02/96→07/03	←	03/96→			11.8170-0510.1	260111	ATE
110 TD 2.3 (638.174)	72	02/96→07/03							
113 2.0 (638.114, 638.194)	95	02/96→07/03							
<b>Feder, Bremssattel</b>									
108 CDI 2.2 (638.194)	60	03/99→07/03				2	11.8116-0200.1	390505	ATE
110 CDI 2.2 (638.194)	75	03/99→07/03							
112 CDI 2.2 (638.194)	90	03/99→07/03							
114 2.3 (638.134, 638.194)	105	12/96→07/03							
108 D 2.3 (638.164)	58	02/96→07/03		03/96→		2	11.8116-0200.1	390505	ATE
110 TD 2.3 (638.174)	72	02/96→07/03							
113 2.0 (638.114, 638.194)	95	02/96→07/03							
<b>Führungshülzensatz, Bremssattel</b>									
108 CDI 2.2 (638.194)	60	03/99→07/03	←				11.0101-5704.2	260095	ATE
110 CDI 2.2 (638.194)	75	03/99→07/03							
112 CDI 2.2 (638.194)	90	03/99→07/03							
114 2.3 (638.134, 638.194)	105	12/96→07/03							
108 D 2.3 (638.164)	58	02/96→07/03	←	03/96→			11.0101-5704.2	260095	ATE
110 TD 2.3 (638.174)	72	02/96→07/03							
113 2.0 (638.114, 638.194)	95	02/96→07/03							
<b>Führungsbolzen, Bremssattel</b>									
108 CDI 2.2 (638.194)	60	03/99→07/03				2	11.8171-0008.1	990049	ATE
110 CDI 2.2 (638.194)	75	03/99→07/03							
112 CDI 2.2 (638.194)	90	03/99→07/03							
114 2.3 (638.134, 638.194)	105	12/96→07/03							
108 D 2.3 (638.164)	58	02/96→07/03		03/96→		2	11.8171-0008.1	990049	ATE
110 TD 2.3 (638.174)	72	02/96→07/03							
113 2.0 (638.114, 638.194)	95	02/96→07/03							
<b>Dichtungssatz, Bremssattel</b>									
108 CDI 2.2 (638.194)	60	03/99→07/03	←				11.0441-6007.2	250146	ATE
110 CDI 2.2 (638.194)	75	03/99→07/03							
112 CDI 2.2 (638.194)	90	03/99→07/03	→				11.0441-3305.2	250006	ATE
114 2.3 (638.134, 638.194)	105	12/96→07/03							
108 D 2.3 (638.164)	58	02/96→07/03	←	03/96→			11.0441-6007.2	250146	ATE
110 TD 2.3 (638.174)	72	02/96→07/03							
113 2.0 (638.114, 638.194)	95	02/96→07/03	→	03/96→			11.0441-3305.2	250006	ATE
<b> Bremsschlauch</b>									
108 CDI 2.2 (638.194)	60	03/99→07/03	←			2	24.5131-0495.3	330677	L= 495
110 CDI 2.2 (638.194)	75	03/99→07/03							
112 CDI 2.2 (638.194)	90	03/99→07/03	→			2	24.5113-0515.3	330668	L= 515
114 2.3 (638.134, 638.194)	105	12/96→07/03							
108 D 2.3 (638.164)	58	02/96→07/03	←	03/96→		2	24.5131-0495.3	330677	L= 495
110 TD 2.3 (638.174)	72	02/96→07/03							
113 2.0 (638.114, 638.194)	95	02/96→07/03	→	03/96→		2	24.5113-0515.3	330668	L= 515

**MERCEDES-BENZ - VITO Bus (W639) 09/03→**

**Bremssattel**

109 CDI (639.701, 639.703)	70	09/06→	➡	☐; → 02/14		<b>24.3381-1709.5</b>	<b>240982</b>	BOS - Halter
109 CDI (639.701)	65	09/03→	➡	☐; → 02/14		<b>24.3381-1710.5</b>	<b>240983</b>	BOS - Halter
109 CDI 4x4 (639.701)	70	09/07→						
110 CDI (639.701, 639.703, 639.705)	70	09/10→						
111 CDI (639.701, 639.703, 639.705)	80	09/03→						
111 CDI (639.701, 639.703, 639.705)	85	09/07→						
111 CDI 4x4 (639.701, 639.703, 639.705)	80	09/07→						
113 CDI (639.701, 639.703, 639.705)	100	09/10→						
113 CDI 4x4 (639.701, 639.703, 639.705)	100	09/10→						
115 CDI (639.701, 639.703, 639.705)	110	09/03→						
115 CDI 4x4 (639.701, 639.705)	110	09/07→						
116 CDI (639.701, 639.703, 639.705)	120	09/10→						
116 CDI 4x4 (639.701, 639.703, 639.705)	120	09/10→						
119 (639.701, 639.703, 639.705)	140	09/03→						
122 (639.701, 639.703, 639.705)	160	09/03→						
122 CDI (639.701, 639.703, 639.705)	165	09/10→						
123 (639.701)	170	06/04→						
126 (639.701, 639.703, 639.705)	190	09/07→						
E-CELL (639.703)	60	03/12→						
120 CDI (639.701, 639.703, 639.705)	150	07/06→	➡	☐; 09/07→ 02/14		<b>24.3381-1709.5</b>	<b>240982</b>	BOS - Halter
			➡	☐; 09/07→ 02/14		<b>24.3381-1710.5</b>	<b>240983</b>	BOS - Halter

**Bremsschlauch**










109 CDI (639.701, 639.703)	70	09/06→	←	→ 02/14	2	<b>24.5140-0498.3</b>	<b>330912</b>	L= 498
109 CDI (639.701)	65	09/03→	➡	→ 02/14	2	<b>24.5123-0328.3</b>	<b>330910</b>	L= 328
110 CDI (639.701, 639.703, 639.705)	70	09/10→						
111 CDI (639.701, 639.703, 639.705)	80	09/03→						
111 CDI (639.701, 639.703, 639.705)	85	09/07→						
113 CDI (639.701, 639.703, 639.705)	100	09/10→						
115 CDI (639.701, 639.703, 639.705)	110	09/03→						
116 CDI (639.701, 639.703, 639.705)	120	09/10→						
119 (639.701, 639.703, 639.705)	140	09/03→						
122 (639.701, 639.703, 639.705)	160	09/03→						
122 CDI (639.701, 639.703, 639.705)	165	09/10→						
123 (639.701)	170	06/04→						
126 (639.701, 639.703, 639.705)	190	09/07→						
E-CELL (639.703)	60	03/12→						
109 CDI 4x4 (639.701)	70	09/07→	➡	→ 02/14	2	<b>24.5123-0328.3</b>	<b>330910</b>	L= 328
111 CDI 4x4 (639.701, 639.703, 639.705)	80	09/07→						
113 CDI 4x4 (639.701, 639.703, 639.705)	100	09/10→						
115 CDI 4x4 (639.701, 639.705)	110	09/07→						
116 CDI 4x4 (639.701, 639.703, 639.705)	120	09/10→						
120 CDI (639.701, 639.703, 639.705)	150	07/06→	←	09/07→ 02/14	2	<b>24.5140-0498.3</b>	<b>330912</b>	L= 498
			➡	09/07→ 02/14	2	<b>24.5123-0328.3</b>	<b>330910</b>	L= 328

**MERCEDES-BENZ - VITO Kasten (638) 03/97→07/03**










**Bremssattel**
























108 CDI 2.2 (638.094)	60	03/99→07/03	←	☐		<b>24.3601-8513.5</b>	<b>240687</b>	ATE - Halter
↓								




















	kw			 	! #		
<b>MERCEDES-BENZ - VITO Kasten (638) 03/97→07/03</b>							
<b> Bremssattel</b>							
108 D 2.3 (638.064, 638.068)	58	03/97→07/03	←	☐		<b>24.3601-8514.5 240688</b>	ATE - Halter
110 CDI 2.2 (638.094)	75	03/99→07/03	→	☐		<b>24.3331-0039.5 240661</b>	ATE - Halter
110 D 2.3 (638.074, 638.078)	72	03/97→07/03				<b>24.3331-1701.5 240543</b>	BOS - Halter
112 CDI 2.2 (638.094)	90	03/99→07/03	→	☐		<b>24.3331-0040.5 240662</b>	ATE - Halter
113 2.0 (638.014, 638.094)	95	03/97→07/03				<b>24.3331-1702.5 240544</b>	BOS - Halter
114 2.3 (638.034, 638.094)	105	03/97→07/03					
<b>Halter, Bremssattel</b>							
108 CDI 2.2 (638.094)	60	03/99→07/03	←			<b>11.8170-0510.1 260111</b>	ATE
108 D 2.3 (638.064, 638.068)	58	03/97→07/03					
110 CDI 2.2 (638.094)	75	03/99→07/03					
110 D 2.3 (638.074, 638.078)	72	03/97→07/03					
112 CDI 2.2 (638.094)	90	03/99→07/03					
113 2.0 (638.014, 638.094)	95	03/97→07/03					
114 2.3 (638.034, 638.094)	105	03/97→07/03					
<b>Feder, Bremssattel</b>							
108 CDI 2.2 (638.094)	60	03/99→07/03			2	<b>11.8116-0200.1 390505</b>	ATE
108 D 2.3 (638.064, 638.068)	58	03/97→07/03					
110 CDI 2.2 (638.094)	75	03/99→07/03					
110 D 2.3 (638.074, 638.078)	72	03/97→07/03					
112 CDI 2.2 (638.094)	90	03/99→07/03					
113 2.0 (638.014, 638.094)	95	03/97→07/03					
114 2.3 (638.034, 638.094)	105	03/97→07/03					
<b>Führungshülzensatz, Bremssattel</b>							
108 CDI 2.2 (638.094)	60	03/99→07/03	←			<b>11.0101-5704.2 260095</b>	ATE
108 D 2.3 (638.064, 638.068)	58	03/97→07/03					
110 CDI 2.2 (638.094)	75	03/99→07/03					
110 D 2.3 (638.074, 638.078)	72	03/97→07/03					
112 CDI 2.2 (638.094)	90	03/99→07/03					
113 2.0 (638.014, 638.094)	95	03/97→07/03					
114 2.3 (638.034, 638.094)	105	03/97→07/03					
<b>Führungsbolzen, Bremssattel</b>							
108 CDI 2.2 (638.094)	60	03/99→07/03			2	<b>11.8171-0008.1 990049</b>	ATE
108 D 2.3 (638.064, 638.068)	58	03/97→07/03					
110 CDI 2.2 (638.094)	75	03/99→07/03					
110 D 2.3 (638.074, 638.078)	72	03/97→07/03					
112 CDI 2.2 (638.094)	90	03/99→07/03					
113 2.0 (638.014, 638.094)	95	03/97→07/03					
114 2.3 (638.034, 638.094)	105	03/97→07/03					
<b>Dichtungssatz, Bremssattel</b>							
108 CDI 2.2 (638.094)	60	03/99→07/03	←			<b>11.0441-6007.2 250146</b>	ATE
108 D 2.3 (638.064, 638.068)	58	03/97→07/03	→			<b>11.0441-3305.2 250006</b>	ATE
110 CDI 2.2 (638.094)	75	03/99→07/03					
110 D 2.3 (638.074, 638.078)	72	03/97→07/03					
112 CDI 2.2 (638.094)	90	03/99→07/03					
113 2.0 (638.014, 638.094)	95	03/97→07/03					
114 2.3 (638.034, 638.094)	105	03/97→07/03					
<b> Bremsschlauch</b>							
108 CDI 2.2 (638.094)	60	03/99→07/03	←		2	<b>24.5131-0495.3 330677</b>	L= 495
108 D 2.3 (638.064, 638.068)	58	03/97→07/03	→		2	<b>24.5113-0515.3 330668</b>	L= 515
110 CDI 2.2 (638.094)	75	03/99→07/03					
↓							




















	kW			 	! #		
<b>MERCEDES-BENZ - VITO Kasten (638) 03/97→07/03</b>							
 <b>Bremsschlauch</b>							
110 D 2.3 (638.074, 638.078)	72	03/97→07/03	←		2	24.5131-0495.3 330677	L= 495
112 CDI 2.2 (638.094)	90	03/99→07/03	→		2	24.5113-0515.3 330668	L= 515
113 2.0 (638.014, 638.094)	95	03/97→07/03					
114 2.3 (638.034, 638.094)	105	03/97→07/03					
<b>MERCEDES-BENZ - V-KLASSE (638/2) 02/96→07/03</b>							
 <b>Bremssattel</b>							
V 200 (638.214, 638.294)	95	02/97→07/03	←	☐		24.3601-8513.5 240687	ATE - Halter
V 200 CDI (638.294)	75	03/99→07/03	←	☐		24.3601-8514.5 240688	ATE - Halter
V 220 CDI (638.294)	90	03/99→07/03	→	☐		24.3331-0039.5 240661	ATE - Halter
V 230 (638.234, 638.294)	105	10/96→07/03				24.3331-1701.5 240543	BOS - Halter
V 230 TD (638.274)	72	09/96→07/03	→	☐		24.3331-0040.5 240662	ATE - Halter
						24.3331-1702.5 240544	BOS - Halter
V 280 (638.244, 638.294)	128	08/97→07/03	←	☐; 09/97→		24.3601-8513.5 240687	ATE - Halter
			←	☐; 09/97→		24.3601-8514.5 240688	ATE - Halter
			→	☐; 09/97→		24.3331-0039.5 240661	ATE - Halter
						24.3331-1701.5 240543	BOS - Halter
			→	☐; 09/97→		24.3331-0040.5 240662	ATE - Halter
						24.3331-1702.5 240544	BOS - Halter
<b>Halter, Bremssattel</b>							
V 200 (638.214, 638.294)	95	02/97→07/03	←			11.8170-0510.1 260111	ATE
V 200 CDI (638.294)	75	03/99→07/03					
V 220 CDI (638.294)	90	03/99→07/03					
V 230 (638.234, 638.294)	105	10/96→07/03					
V 230 TD (638.274)	72	09/96→07/03					
V 280 (638.244, 638.294)	128	08/97→07/03	←	09/97→		11.8170-0510.1 260111	ATE
<b>Feder, Bremssattel</b>							
V 200 (638.214, 638.294)	95	02/97→07/03			2	11.8116-0200.1 390505	ATE
V 200 CDI (638.294)	75	03/99→07/03					
V 220 CDI (638.294)	90	03/99→07/03					
V 230 (638.234, 638.294)	105	10/96→07/03					
V 230 TD (638.274)	72	09/96→07/03					
V 280 (638.244, 638.294)	128	08/97→07/03		09/97→	2	11.8116-0200.1 390505	ATE
<b>Führungshülzensatz, Bremssattel</b>							
V 200 (638.214, 638.294)	95	02/97→07/03	←			11.0101-5704.2 260095	ATE
V 200 CDI (638.294)	75	03/99→07/03					
V 220 CDI (638.294)	90	03/99→07/03					
V 230 (638.234, 638.294)	105	10/96→07/03					
V 230 TD (638.274)	72	09/96→07/03					
V 280 (638.244, 638.294)	128	08/97→07/03	←	09/97→		11.0101-5704.2 260095	ATE
<b>Führungsbolzen, Bremssattel</b>							
V 200 (638.214, 638.294)	95	02/97→07/03	←		2	11.8171-0008.1 990049	ATE
V 200 CDI (638.294)	75	03/99→07/03					
V 220 CDI (638.294)	90	03/99→07/03					
V 230 (638.234, 638.294)	105	10/96→07/03					
V 230 TD (638.274)	72	09/96→07/03					
V 280 (638.244, 638.294)	128	08/97→07/03	←	09/97→	2	11.8171-0008.1 990049	ATE
<b>Dichtungssatz, Bremssattel</b>							
V 200 (638.214, 638.294)	95	02/97→07/03	←			11.0441-6007.2 250146	ATE
V 200 CDI (638.294)	75	03/99→07/03	→			11.0441-3305.2 250006	ATE
V 220 CDI (638.294)	90	03/99→07/03					
V 230 (638.234, 638.294)	105	10/96→07/03					
V 230 TD (638.274)	72	09/96→07/03					
↓							

	kW			 	! #		
<b>MERCEDES-BENZ - V-KLASSE (638/2) 02/96→07/03</b>							
<b>Dichtungssatz, Bremsattel</b>							
V 280 (638.244, 638.294)	128	08/97→07/03	←	09/97→		11.0441-6007.2 250146	ATE
			→	09/97→		11.0441-3305.2 250006	ATE
<b> Bremsschlauch</b>							
V 200 (638.214, 638.294)	95	02/97→07/03	←		2	24.5131-0495.3 330677	L= 495
V 200 CDI (638.294)	75	03/99→07/03	→		2	24.5113-0515.3 330668	L= 515
V 220 CDI (638.294)	90	03/99→07/03					
V 230 (638.234, 638.294)	105	10/96→07/03					
V 230 TD (638.274)	72	09/96→07/03					
V 280 (638.244, 638.294)	128	08/97→07/03	←	09/97→	2	24.5131-0495.3 330677	L= 495
			→	09/97→	2	24.5113-0515.3 330668	L= 515
<b>MG - MG ZT 06/01→10/05</b>							
<b> Bremssattel</b>							
1.8 T 16V	118	01/03→07/05	←	 ; für Bremsscheibendurchmesser [mm]: 284		24.3571-9871.5 240693	ATE - Halter
160	118	06/01→07/05					
180	130	02/02→10/05	→				
2.0 CDTi	85	06/02→09/03	←	 ; für Bremsscheibendurchmesser [mm]: 284		24.3571-9872.5 240694	ATE - Halter
2.0 CDTi	96	11/02→07/05					
			→	 ; für Bremsscheibendurchmesser [mm]: 280		24.3361-9961.5 241000	ATE - Halter
			→	 ; für Bremsscheibendurchmesser [mm]: 276		24.3401-1703.5 240351	ATE - Halter
			→	 ; für Bremsscheibendurchmesser [mm]: 276		24.3401-1704.5 240352	ATE - Halter
190	140	06/01→07/05	←	 ; für Bremsscheibendurchmesser [mm]: 325		24.3571-1733.5 240349	ATE - Halter
			←	 ; für Bremsscheibendurchmesser [mm]: 325		24.3571-1734.5 240350	ATE - Halter
			→	 ; für Bremsscheibendurchmesser [mm]: 280		24.3361-9961.5 241000	ATE - Halter
			→	 ; für Bremsscheibendurchmesser [mm]: 276		24.3401-1703.5 240351	ATE - Halter
			→	 ; für Bremsscheibendurchmesser [mm]: 276		24.3401-1704.5 240352	ATE - Halter
260	191	10/03→07/05	←	 ; für Bremsscheibendurchmesser [mm]: 325		24.3571-1733.5 240349	ATE - Halter
			←	 ; für Bremsscheibendurchmesser [mm]: 325		24.3571-1734.5 240350	ATE - Halter
<b>Feder, Bremsattel</b>							
1.8 T 16V	118	01/03→07/05	→	für Bremsscheibendurchmesser [mm]: 276	2	11.8116-0066.1 390577	ATE
160	118	06/01→07/05					
180	130	02/02→10/05	→	für Bremsscheibendurchmesser [mm]: 280	2	11.8116-0066.1 390577	ATE
2.0 CDTi	85	06/02→09/03					
2.0 CDTi	96	11/02→07/05					
190	140	06/01→07/05	→	für Bremsscheibendurchmesser [mm]: 276	2	11.8116-0066.1 390577	ATE
			→	für Bremsscheibendurchmesser [mm]: 280	2	11.8116-0066.1 390577	ATE
			→	für Bremsscheibendurchmesser [mm]: 325	2	11.8116-0273.1 390515	ATE
260	191	10/03→07/05	→	für Bremsscheibendurchmesser [mm]: 325	2	11.8116-0273.1 390515	ATE
<b>MG - MG ZT- T 10/01→10/05</b>							
<b> Bremssattel</b>							
1.8 T 16V	118	01/03→07/05	←	 ; für Bremsscheibendurchmesser [mm]: 284		24.3571-9871.5 240693	ATE - Halter
160	118	10/01→07/05					
180	130	02/02→10/05					
2.0 CDTi	96	11/02→07/05					
↓							












	kw			 	! #		
<b>MG - MG ZT- T 10/01→10/05</b>							
<b>Bremssattel</b>							
1.8 T 16V 160 180 2.0 CDTi	118	01/03→07/05	←	☐; für Bremsscheibendurchmesser [mm]: 284		24.3571-9872.5 240694	ATE - Halter
	118	10/01→07/05	→	☐; für Bremsscheibendurchmesser [mm]: 280		24.3361-9961.5 241000	ATE - Halter
	130	02/02→10/05	→	☐; für Bremsscheibendurchmesser [mm]: 276		24.3401-1703.5 240351	ATE - Halter
	96	11/02→07/05	→	☐; für Bremsscheibendurchmesser [mm]: 276		24.3401-1704.5 240352	ATE - Halter
190	140	10/01→07/05	←	☐; für Bremsscheibendurchmesser [mm]: 325		24.3571-1733.5 240349	ATE - Halter
			←	☐; für Bremsscheibendurchmesser [mm]: 325		24.3571-1734.5 240350	ATE - Halter
			→	☐; für Bremsscheibendurchmesser [mm]: 280		24.3361-9961.5 241000	ATE - Halter
			→	☐; für Bremsscheibendurchmesser [mm]: 276		24.3401-1703.5 240351	ATE - Halter
			→	☐; für Bremsscheibendurchmesser [mm]: 276		24.3401-1704.5 240352	ATE - Halter
2.0 CDTi	85	06/02→07/05	←	☐; → 09/03; für Bremsscheibendurchmesser [mm]: 284		24.3571-9871.5 240693	ATE - Halter
			←	☐; → 09/03; für Bremsscheibendurchmesser [mm]: 284		24.3571-9872.5 240694	ATE - Halter
			→	☐; → 09/03; für Bremsscheibendurchmesser [mm]: 280		24.3361-9961.5 241000	ATE - Halter
			→	☐; → 09/03; für Bremsscheibendurchmesser [mm]: 276		24.3401-1703.5 240351	ATE - Halter
			→	☐; → 09/03; für Bremsscheibendurchmesser [mm]: 276		24.3401-1704.5 240352	ATE - Halter
260	191	10/03→07/05	←	☐; für Bremsscheibendurchmesser [mm]: 325		24.3571-1733.5 240349	ATE - Halter
			←	☐; für Bremsscheibendurchmesser [mm]: 325		24.3571-1734.5 240350	ATE - Halter
<b>Feder, Bremssattel</b>							
1.8 T 16V 160 180 2.0 CDTi	118	01/03→07/05	→	für Bremsscheibendurchmesser [mm]: 276	2	11.8116-0066.1 390577	ATE
	118	10/01→07/05	→	für Bremsscheibendurchmesser [mm]: 280	2	11.8116-0066.1 390577	ATE
	130	02/02→10/05	→	für Bremsscheibendurchmesser [mm]: 280	2	11.8116-0066.1 390577	ATE
	96	11/02→07/05	→	für Bremsscheibendurchmesser [mm]: 280	2	11.8116-0066.1 390577	ATE
190	140	10/01→07/05	→	für Bremsscheibendurchmesser [mm]: 276	2	11.8116-0066.1 390577	ATE
			→	für Bremsscheibendurchmesser [mm]: 280	2	11.8116-0066.1 390577	ATE
			→	für Bremsscheibendurchmesser [mm]: 325	2	11.8116-0273.1 390515	ATE
2.0 CDTi	85	06/02→07/05	→	→ 09/03; für Bremsscheibendurchmesser [mm]: 276	2	11.8116-0066.1 390577	ATE
			→	→ 09/03; für Bremsscheibendurchmesser [mm]: 280	2	11.8116-0066.1 390577	ATE
260	191	10/03→07/05	→	für Bremsscheibendurchmesser [mm]: 325	2	11.8116-0273.1 390515	ATE
<b>MINI - MINI (F55) 09/13→</b>							
<b>Bremsschlauch</b>							
Cooper Cooper D Cooper S Cooper S ↓	100 85 120 141	09/13→ 10/13→ 09/13→ 09/13→	→	10/14→	2	24.5169-0455.3 331591	L= 455

	kW			 	! #		
<b>MINI - MINI (F55) 09/13→</b>							
 <b>Bremsschlauch</b>							
Cooper SD	120	09/13→	➔	10/14→	2	24.5169-0455.3 331591	L= 455
Cooper SD	125	09/13→					
One	75	05/14→10/17					
One D	70	02/14→					
Cooper S JCW	155	09/13→	➔	09/15→	2	24.5169-0455.3 331591	L= 455
One	75	11/17→	➔		2	24.5169-0455.3 331591	L= 455
One First	55	11/17→					
One First	55	06/14→10/17	➔	03/15→	2	24.5169-0455.3 331591	L= 455
<b>MINI - MINI (F56) 12/13→</b>							
 <b>Bremsschlauch</b>							
Cooper	100	12/13→	➔		2	24.5169-0455.3 331591	L= 455
Cooper D	85	12/13→					
Cooper S	120	11/14→					
Cooper S	141	12/13→					
Cooper SD	120	06/14→					
Cooper SD	125	06/14→					
Cooper SE / Electric	75	11/19→					
Cooper SE / Electric	135	11/19→					
John Cooper Works	170	03/15→					
John Cooper Works GP	225	03/20→					
One	75	04/14→10/17					
One	75	11/17→					
One D	70	03/14→					
One First	55	07/14→10/17					
One First	55	11/17→					
Cooper S JCW	155	12/13→	➔	03/15→	2	24.5169-0455.3 331591	L= 455
<b>MINI - MINI (R50, R53) 06/01→09/06</b>							
 <b>Bremssattel</b>							
Cooper	85	06/01→09/06	←	☐		24.3481-9811.5 240675	ATE - Halter
One	66	06/01→09/06	←	☐		24.3481-9812.5 240676	ATE - Halter
			➔	☐; → 03/03		11.9347-7001.2 220473	ATE - Halter
			➔	☐; → 03/03		11.9347-7002.2 220474	ATE - Halter
			➔	☐; 04/03→		24.3347-7003.5 241094	ATE - Halter
			➔	☐; 04/03→		24.3347-7004.5 241095	ATE - Halter
Cooper S	120	03/02→09/06	←	☐; 07/02→		24.3481-9811.5 240675	ATE - Halter
			←	☐; 07/02→		24.3481-9812.5 240676	ATE - Halter
			➔	☐; 07/02→ 03/03		11.9347-7001.2 220473	ATE - Halter
			➔	☐; 07/02→ 03/03		11.9347-7002.2 220474	ATE - Halter
			➔	☐; 04/03→		24.3347-7003.5 241094	ATE - Halter
			➔	☐; 04/03→		24.3347-7004.5 241095	ATE - Halter
Cooper S	125	07/04→09/06	←	☐		24.3481-9811.5 240675	ATE - Halter
One	55	04/03→09/06	←	☐		24.3481-9812.5 240676	ATE - Halter
One D	55	06/03→09/06	←	☐		24.3481-9812.5 240676	ATE - Halter
One D	65	06/03→09/06	➔	☐		24.3347-7003.5 241094	ATE - Halter
			➔	☐		24.3347-7004.5 241095	ATE - Halter
John Cooper Works	160	03/06→09/06	➔	☐		24.3347-7003.5 241094	ATE - Halter
S Works	149	11/03→06/05	➔	☐		24.3347-7003.5 241094	ATE - Halter
Works	155	11/03→09/06	➔	☐		24.3347-7004.5 241095	ATE - Halter
<b>Halter, Bremssattel</b>							
Cooper	85	06/01→09/06	←		2	11.8170-0600.1 260141	ATE
One	66	06/01→09/06	➔	04/03→	2	11.8170-0584.1 260105	ATE
			➔	→ 03/03	2	11.8170-0584.1 260105	ATE
Cooper S	120	03/02→09/06	←		2	11.8170-0600.1 260141	ATE
			➔	04/03→	2	11.8170-0584.1 260105	ATE
			➔	07/02→ 03/03	2	11.8170-0584.1 260105	ATE
Cooper S	125	07/04→09/06	←		2	11.8170-0600.1 260141	ATE
One	55	04/03→09/06	➔		2	11.8170-0584.1 260105	ATE
One D	55	06/03→09/06	➔		2	11.8170-0584.1 260105	ATE
One D	65	06/03→09/06	➔		2	11.8170-0584.1 260105	ATE
John Cooper Works	160	03/06→09/06	➔		2	11.8170-0584.1 260105	ATE
S Works	149	11/03→06/05					
Works	155	11/03→09/06					
↓							











	kW			 	! #			
<b>MINI - MINI (R50, R53) 06/01→09/06</b>								
<b>Feder, Bremssattel</b>								
Cooper One	85	06/01→09/06			2	11.8116-0274.1	390516	ATE
	66	06/01→09/06	➡	→ 03/03	2	11.8116-0340.1	390595	ATE
			➡	04/03→	2	11.8116-0340.1	390595	ATE
Cooper S	120	03/02→09/06		07/02→	2	11.8116-0274.1	390516	ATE
			➡	04/03→	2	11.8116-0340.1	390595	ATE
			➡	07/02→ 03/03	2	11.8116-0340.1	390595	ATE
Cooper S One One D One D	125	07/04→09/06			2	11.8116-0274.1	390516	ATE
	55	04/03→09/06	➡		2	11.8116-0340.1	390595	ATE
	55	06/03→09/06						
	65	06/03→09/06						
John Cooper Works S Works Works	160	03/06→09/06	➡		2	11.8116-0340.1	390595	ATE
	149	11/03→06/05						
	155	11/03→09/06						
<b>Führungshülzensatz, Bremssattel</b>								
Cooper One	85	06/01→09/06	⬅			11.0101-5402.2	260009	ATE
	66	06/01→09/06	➡	→ 03/03		11.0101-5407.2	260011	ATE
			➡	04/03→		11.0101-5407.2	260011	ATE
Cooper S	120	03/02→09/06	⬅	07/02→		11.0101-5402.2	260009	ATE
			➡	04/03→		11.0101-5407.2	260011	ATE
			➡	07/02→ 03/03		11.0101-5407.2	260011	ATE
Cooper S One One D One D	125	07/04→09/06	⬅			11.0101-5402.2	260009	ATE
	55	04/03→09/06						
	55	06/03→09/06	➡			11.0101-5407.2	260011	ATE
	65	06/03→09/06						
John Cooper Works S Works Works	160	03/06→09/06	➡			11.0101-5407.2	260011	ATE
	149	11/03→06/05						
	155	11/03→09/06						
<b>Führungsbolzen, Bremssattel</b>								
Cooper One	85	06/01→09/06		04/03→	2	11.8171-0008.1	990049	ATE
	66	06/01→09/06		→ 03/03	2	11.8171-0008.1	990049	ATE
					2	11.8171-0008.1	990049	ATE
Cooper S	120	03/02→09/06		07/02→ 03/03	2	11.8171-0008.1	990049	ATE
				07/02→	2	11.8171-0008.1	990049	ATE
				04/03→	2	11.8171-0008.1	990049	ATE
Cooper S John Cooper Works One One D One D S Works Works	125	07/04→09/06			2	11.8171-0008.1	990049	ATE
	160	03/06→09/06						
	55	04/03→09/06						
	55	06/03→09/06						
	65	06/03→09/06						
	149	11/03→06/05						
	155	11/03→09/06						
<b>Bremsschlauch</b>								
Cooper One	85	06/01→09/06	⬅		2	24.5173-0570.3	331364	L= 570
	66	06/01→09/06	➡	→ 03/03	2	24.5173-0435.3	331363	L= 435
			➡	04/03→	2	83.7751-0425.3	331271	L= 425
Cooper S	120	03/02→09/06	⬅	07/02→	2	24.5173-0570.3	331364	L= 570
			➡	07/02→ 03/03	2	24.5173-0435.3	331363	L= 435
			➡	04/03→	2	83.7751-0425.3	331271	L= 425
Cooper S John Cooper Works One One D One D S Works Works	125	07/04→09/06	⬅		2	24.5173-0570.3	331364	L= 570
	160	03/06→09/06						
	55	04/03→09/06	➡		2	83.7751-0425.3	331271	L= 425
	55	06/03→09/06						
	65	06/03→09/06						
	149	11/03→06/05						
155	11/03→09/06							
<b>MINI - MINI (R56) 11/05→01/14</b>								
<b>Bremssattel</b>								
Cooper Cooper One D	85	09/06→11/13	⬅	☐; 03/10→		24.3541-1843.5	240585	TRW - Halter
	90	09/09→11/13	⬅	☐; 03/10→		24.3541-1844.5	240586	TRW - Halter
	66	06/09→07/10	➡	☐; 03/10→		24.3367-1711.5	240864	TRW - Halter
			➡	☐; 03/10→		24.3367-1712.5	240865	TRW - Halter
Cooper	88	10/06→02/12	⬅	☐; 11/06→		24.3541-1843.5	240585	TRW - Halter
↓								












	kW			 	! #			
<b>MINI - MINI (R56) 11/05→01/14</b>								
 <b>Bremssattel</b>								
Cooper S	128	10/06→02/10	←	☐; 11/06→		24.3541-1844.5	240586	TRW - Halter
			→	☐; 11/06→		24.3367-1711.5	240864	TRW - Halter
			→	☐; 11/06→		24.3367-1712.5	240865	TRW - Halter
Cooper D One	80 70	11/06→09/10 11/06→03/10	←	☐; 04/07→		24.3541-1843.5	240585	TRW - Halter
			←	☐; 04/07→		24.3541-1844.5	240586	TRW - Halter
			→	☐; 04/07→		24.3367-1711.5	240864	TRW - Halter
			→	☐; 04/07→		24.3367-1712.5	240865	TRW - Halter
Cooper D	82	06/10→11/13	←	☐		24.3541-1843.5	240585	TRW - Halter
Cooper D	82	02/11→11/13	←	☐		24.3541-1844.5	240586	TRW - Halter
Cooper S	120	03/10→11/13	←	☐		24.3541-1844.5	240586	TRW - Halter
Cooper S	135	03/10→11/13	→	☐		24.3367-1711.5	240864	TRW - Halter
Cooper SD	100	02/11→11/13	→	☐		24.3367-1711.5	240864	TRW - Halter
Cooper SD	105	02/11→11/13	→	☐		24.3367-1712.5	240865	TRW - Halter
Cooper S John Cooper Works	147	01/12→11/13						
One	55	03/09→03/10						
One	55	03/10→11/13						
One	72	03/10→11/13						
One D	66	07/10→11/13						
<b>Zubehörsatz, Bremssattel</b>								
Cooper	85	09/06→11/13	→	03/10→		24.0101-3803.2	260101	TRW
Cooper	90	09/09→11/13						
One D	66	06/09→07/10						
Cooper	88	10/06→02/12	→	11/06→		24.0101-3803.2	260101	TRW
Cooper S	128	10/06→02/10						
Cooper D	80	11/06→09/10	→	04/07→		24.0101-3803.2	260101	TRW
One	70	11/06→03/10						
Cooper D	82	06/10→11/13	→			24.0101-3803.2	260101	TRW
Cooper D	82	02/11→11/13						
Cooper S	120	03/10→11/13						
Cooper S	135	03/10→11/13						
Cooper SD	100	02/11→11/13						
Cooper SD	105	02/11→11/13						
Cooper S John Cooper Works	147	01/12→11/13						
One	55	03/09→03/10						
One	55	03/10→11/13						
One	72	03/10→11/13						
One D	66	07/10→11/13						
 <b>Bremsschlauch</b>								
Cooper	85	09/06→11/13	←	03/10→	2	83.7750-0524.3	331230	L= 523
Cooper	90	09/09→11/13						
One D	66	06/09→07/10	→	03/10→	2	83.7751-0417.3	331102	L= 418
Cooper	88	10/06→02/12	←	11/06→	2	83.7750-0524.3	331230	L= 523
Cooper S	128	10/06→02/10	→	11/06→	2	83.7751-0417.3	331102	L= 418
Cooper D	80	11/06→09/10	←	04/07→	2	83.7750-0524.3	331230	L= 523
One	70	11/06→03/10	→	04/07→	2	83.7751-0417.3	331102	L= 418
Cooper D	82	06/10→11/13	←		2	83.7750-0524.3	331230	L= 523
Cooper D	82	02/11→11/13						
Cooper S	120	03/10→11/13	→		2	83.7751-0417.3	331102	L= 418
Cooper S	135	03/10→11/13						
Cooper SD	100	02/11→11/13						
Cooper SD	105	02/11→11/13						
Cooper S John Cooper Works	147	01/12→11/13						
John Cooper Works GP	160	09/12→11/13						
One	55	03/09→03/10						
One	55	03/10→11/13						
One	72	03/10→11/13						
One D	66	07/10→11/13						
Cooper S John Cooper Works	141	11/06→02/10	←	03/08→	2	83.7750-0524.3	331230	L= 523
John Cooper Works	155	11/07→11/13	→	03/08→	2	83.7751-0417.3	331102	L= 418
<b>MINI - MINI Cabriolet (F57) 11/14→</b>								
 <b>Bremsschlauch</b>								
Cooper	100	11/14→	→	11/15→	2	24.5169-0455.3	331591	L= 455
Cooper D	85	12/14→						
Cooper S	120	11/14→						
Cooper S	141	11/14→						
Cooper SD	120	05/15→	→	03/16→	2	24.5169-0455.3	331591	L= 455
Cooper SD	125	05/15→						
↓								






























	kw					! #			
<b>MINI - MINI Cabriolet (F57) 11/14→</b>									
 <b>Bremsschlauch</b>									
Cooper S JCW John Cooper Works One One	155 170 75 75	11/14→ 05/15→ 06/15→10/17 11/17→	→ → → →		03/16→	2   2	24.5169-0455.3   24.5169-0455.3	331591   331591	L= 455   L= 455
<b>MINI - MINI Cabriolet (R52) 04/04→07/08</b>									
 <b>Bremssattel</b>									
Cooper Cooper S Cooper S One	85 120 125 66	04/04→07/08 07/04→11/07 07/04→11/07 07/04→11/07	← ← → →	<input type="checkbox"/> <input type="checkbox"/> <input type="checkbox"/> <input type="checkbox"/>			24.3481-9811.5 24.3481-9812.5 24.3347-7003.5 24.3347-7004.5	240675 240676 241094 241095	ATE - Halter ATE - Halter ATE - Halter ATE - Halter
John Cooper Works	155	07/04→11/07	→ →	<input type="checkbox"/> <input type="checkbox"/>			24.3347-7003.5 24.3347-7004.5	241094 241095	ATE - Halter ATE - Halter
<b>Halter, Bremssattel</b>									
Cooper Cooper S Cooper S One John Cooper Works	85 120 125 66 155	04/04→07/08 07/04→11/07 07/04→11/07 07/04→11/07 07/04→11/07	← → → → →			2  2  2	11.8170-0600.1 11.8170-0584.1 11.8170-0584.1	260141 260105 260105	ATE ATE ATE
<b>Feder, Bremssattel</b>									
Cooper Cooper S Cooper S One John Cooper Works	85 120 125 66 155	04/04→07/08 07/04→11/07 07/04→11/07 07/04→11/07 07/04→11/07	→ → → → →			2  2  2	11.8116-0274.1 11.8116-0340.1 11.8116-0340.1	390516 390595 390595	ATE ATE ATE
<b>Führungshülzensatz, Bremssattel</b>									
Cooper Cooper S Cooper S One John Cooper Works	85 120 125 66 155	04/04→07/08 07/04→11/07 07/04→11/07 07/04→11/07 07/04→11/07	← → → → →				11.0101-5407.2 11.0101-5407.2 11.0101-5407.2	260011 260011 260011	ATE ATE ATE
<b>Führungsbolzen, Bremssattel</b>									
Cooper Cooper S Cooper S John Cooper Works One	85 120 125 155 66	04/04→07/08 07/04→11/07 07/04→11/07 07/04→11/07 07/04→11/07				2   2	11.8171-0008.1	990049	ATE
 <b>Bremsschlauch</b>									
Cooper Cooper S Cooper S John Cooper Works One	85 120 125 155 66	04/04→07/08 07/04→11/07 07/04→11/07 07/04→11/07 07/04→11/07	← → → → →			2  2	24.5173-0570.3 83.7751-0425.3	331364 331271	L= 570 L= 425
<b>MINI - MINI Cabriolet (R57) 10/07→06/15</b>									
 <b>Bremssattel</b>									
Cooper Cooper S	85 128	12/08→06/15 04/08→07/10	← ← → →	<input type="checkbox"/> <input type="checkbox"/> <input type="checkbox"/> <input type="checkbox"/>	01/09→ 01/09→ 01/09→ 01/09→		24.3541-1843.5 24.3541-1844.5 24.3367-1711.5 24.3367-1712.5	240585 240586 240864 240865	TRW - Halter TRW - Halter TRW - Halter TRW - Halter
Cooper Cooper S Cooper S	88 90 141	12/08→07/10 03/10→06/15 04/08→07/10	← ← → →	<input type="checkbox"/> <input type="checkbox"/> <input type="checkbox"/> <input type="checkbox"/>			24.3541-1843.5 24.3541-1844.5 24.3367-1711.5 24.3367-1712.5	240585 240586 240864 240865	TRW - Halter TRW - Halter TRW - Halter TRW - Halter
Cooper D	82	05/09→11/13	← ← → →	<input type="checkbox"/> <input type="checkbox"/> <input type="checkbox"/> <input type="checkbox"/>	06/10→ 06/10→ 06/10→ 06/10→		24.3541-1843.5 24.3541-1844.5 24.3367-1711.5 24.3367-1712.5	240585 240586 240864 240865	TRW - Halter TRW - Halter TRW - Halter TRW - Halter
Cooper D	82	02/11→05/15	← ←	<input type="checkbox"/> <input type="checkbox"/>	→ 06/14 → 06/14		24.3541-1843.5 24.3541-1844.5	240585 240586	TRW - Halter TRW - Halter
↓									



	kw			 	! #		
<b>MINI - MINI Cabriolet (R57) 10/07→06/15</b>							
 <b>Bremssattel</b>							
Cooper D	82	02/11→05/15	→	☐; → 06/14		24.3367-1711.5 240864	TRW - Halter
			→	☐; → 06/14		24.3367-1712.5 240865	TRW - Halter
Cooper S	120	10/07→06/15	←	☐; 01/09→ 06/14		24.3541-1843.5 240585	TRW - Halter
			←	☐; 01/09→ 06/14		24.3541-1844.5 240586	TRW - Halter
			→	☐; 01/09→ 06/14		24.3367-1711.5 240864	TRW - Halter
			→	☐; 01/09→ 06/14		24.3367-1712.5 240865	TRW - Halter
Cooper S Cooper S One	135 147 72	02/10→06/15 02/10→06/15 09/09→06/15	←	☐; 03/10→ 06/14		24.3541-1843.5 240585	TRW - Halter
			←	☐; 03/10→ 06/14		24.3541-1844.5 240586	TRW - Halter
			→	☐; 03/10→ 06/14		24.3367-1711.5 240864	TRW - Halter
			→	☐; 03/10→ 06/14		24.3367-1712.5 240865	TRW - Halter
Cooper SD Cooper SD	100 105	01/11→05/15 06/09→05/15	←	☐; 02/11→ 06/14		24.3541-1843.5 240585	TRW - Halter
			←	☐; 02/11→ 06/14		24.3541-1844.5 240586	TRW - Halter
			→	☐; 02/11→ 06/14		24.3367-1711.5 240864	TRW - Halter
			→	☐; 02/11→ 06/14		24.3367-1712.5 240865	TRW - Halter
<b>Zubehörsatz, Bremssattel</b>							
Cooper Cooper S	85 128	12/08→06/15 04/08→07/10	→	01/09→		24.0101-3803.2 260101	TRW
Cooper Cooper Cooper S	88 90 141	12/08→07/10 03/10→06/15 04/08→07/10	→			24.0101-3803.2 260101	TRW
Cooper D	82	05/09→11/13	→	06/10→		24.0101-3803.2 260101	TRW
Cooper D	82	02/11→05/15	→	→ 06/14		24.0101-3803.2 260101	TRW
Cooper S	120	10/07→06/15	→	01/09→ 06/14		24.0101-3803.2 260101	TRW
Cooper S Cooper S One	135 147 72	02/10→06/15 02/10→06/15 09/09→06/15	→	03/10→ 06/14		24.0101-3803.2 260101	TRW
Cooper SD Cooper SD	100 105	01/11→05/15 06/09→05/15	→	02/11→ 06/14		24.0101-3803.2 260101	TRW
 <b>Bremsschlauch</b>							
Cooper Cooper S	85 128	12/08→06/15 04/08→07/10	←	01/09→	2	83.7750-0524.3 331230	L= 523
			→	01/09→	2	83.7751-0417.3 331102	L= 418
Cooper Cooper Cooper S	88 90 141	12/08→07/10 03/10→06/15 04/08→07/10	←		2	83.7750-0524.3 331230	L= 523
			→		2	83.7751-0417.3 331102	L= 418
Cooper D	82	05/09→11/13	←	06/10→	2	83.7750-0524.3 331230	L= 523
			→	06/10→	2	83.7751-0417.3 331102	L= 418
Cooper D	82	02/11→05/15	←	→ 06/14	2	83.7750-0524.3 331230	L= 523
			→	→ 06/14	2	83.7751-0417.3 331102	L= 418
Cooper S	120	10/07→06/15	←	01/09→ 06/14	2	83.7750-0524.3 331230	L= 523
			→	01/09→ 06/14	2	83.7751-0417.3 331102	L= 418
Cooper S Cooper S One	135 147 72	02/10→06/15 02/10→06/15 09/09→06/15	←	03/10→ 06/14	2	83.7750-0524.3 331230	L= 523
			→	03/10→ 06/14	2	83.7751-0417.3 331102	L= 418
Cooper SD Cooper SD	100 105	01/11→05/15 06/09→05/15	←	02/11→ 06/14	2	83.7750-0524.3 331230	L= 523
			→	02/11→ 06/14	2	83.7751-0417.3 331102	L= 418
John Cooper Works	155	08/08→05/15	←	03/09→ 06/14	2	83.7750-0524.3 331230	L= 523
			→	03/09→ 06/14	2	83.7751-0417.3 331102	L= 418
<b>MINI - MINI CLUBMAN (F54) 11/14→</b>							
 <b>Bremsschlauch</b>							
Cooper Cooper D Cooper D Cooper S Cooper S Cooper S JCW	100 100 110 120 141 155	12/14→ 12/14→ 12/14→ 11/14→ 11/14→ 11/14→	→	07/15→	2	24.5169-0455.3 331591	L= 455
Cooper S Cooper S ALL4 John Cooper Works John Cooper Works	131 131 170 225	11/20→ 11/20→ 11/16→06/19 07/19→	→		2	24.5169-0455.3 331591	L= 455
Cooper S ALL4	120	04/15→	→	01/16→	2	24.5169-0455.3 331591	L= 455
↓							

	kw					! #		
<b>MINI - MINI CLUBMAN (F54) 11/14→</b>								
 <b>Bremsschlauch</b>								
Cooper S ALL4	141	04/15→	→	01/16→	2	24.5169-0455.3	331591	L= 455
Cooper SD ALL4	120	04/15→						
Cooper SD ALL4	140	04/15→						
Cooper S JCW ALL4	155	11/14→						
Cooper SD	120	02/15→	→	11/15→	2	24.5169-0455.3	331591	L= 455
Cooper SD	140	02/15→						
One	75	02/15→						
One D	85	02/15→						
<b>MINI - MINI CLUBMAN (R55) 10/06→12/15</b>								
 <b>Bremssattel</b>								
Cooper	85	03/10→06/14	←			24.3541-1843.5	240585	TRW - Halter
Cooper	88	10/07→12/13						
Cooper	90	03/10→06/14	←			24.3541-1844.5	240586	TRW - Halter
Cooper D	80	10/07→02/10	→			24.3367-1711.5	240864	TRW - Halter
Cooper D	82	03/10→06/14						
Cooper D	82	02/11→06/14	→			24.3367-1712.5	240865	TRW - Halter
Cooper S	120	10/07→06/14						
Cooper S	128	08/07→07/10						
Cooper S	135	03/10→06/14						
Cooper S	147	03/10→06/14						
Cooper SD	100	02/11→06/14						
Cooper SD	105	02/11→06/14						
One	72	03/10→06/14						
One D	66	03/10→06/14						
One	70	03/09→02/10	←			24.3541-1843.5	240585	TRW - Halter
			←			24.3541-1844.5	240586	TRW - Halter
			→			24.3367-1711.5	240864	TRW - Halter
			→			24.3367-1712.5	240865	TRW - Halter
<b>Zubehörsatz, Bremssattel</b>								
Cooper	85	03/10→06/14	→			24.0101-3803.2	260101	TRW
Cooper	88	10/07→12/13						
Cooper	90	03/10→06/14						
Cooper D	80	10/07→02/10						
Cooper D	82	03/10→06/14						
Cooper D	82	02/11→06/14						
Cooper S	120	10/07→06/14						
Cooper S	128	08/07→07/10						
Cooper S	135	03/10→06/14						
Cooper S	147	03/10→06/14						
Cooper SD	100	02/11→06/14						
Cooper SD	105	02/11→06/14						
One	72	03/10→06/14						
One D	66	03/10→06/14						
 <b>Bremsschlauch</b>								
Cooper	85	03/10→06/14	←		2	83.7750-0524.3	331230	L= 523
Cooper	88	10/07→12/13						
Cooper	90	03/10→06/14	→		2	83.7751-0417.3	331102	L= 418
Cooper D	80	10/07→02/10						
Cooper D	82	03/10→06/14						
Cooper D	82	02/11→06/14						
Cooper S	120	10/07→06/14						
Cooper S	128	08/07→07/10						
Cooper S	135	03/10→06/14						
Cooper S	147	03/10→06/14						
Cooper SD	100	02/11→06/14						
Cooper SD	105	02/11→06/14						
Cooper S John Cooper Works	141	10/08→02/10						
One	72	03/10→06/14						
One D	66	03/10→06/14						
John Cooper Works	155	11/07→06/14	←	03/08→	2	83.7750-0524.3	331230	L= 523
			→	03/08→	2	83.7751-0417.3	331102	L= 418
<b>MINI - MINI CLUBVAN (R55) 12/12→06/14</b>								
 <b>Bremssattel</b>								
Cooper	90	12/12→06/14	←			24.3541-1843.5	240585	TRW - Halter
Cooper D	82	12/12→06/14	←			24.3541-1844.5	240586	TRW - Halter
One	72	12/12→06/14	→			24.3367-1711.5	240864	TRW - Halter
			→			24.3367-1712.5	240865	TRW - Halter
↓								

	kw					! #		
<b>MINI - MINI CLUBVAN (R55) 12/12→06/14</b>								
 <b>Bremsschlauch</b>								
Cooper	90	12/12→06/14	←			2	83.7750-0524.3 331230	L= 523
Cooper D	82	12/12→06/14						
One	72	12/12→06/14	→			2	83.7751-0417.3 331102	L= 418
<b>MINI - MINI COUNTRYMAN (F60) 10/16→</b>								
 <b>Bremsschlauch</b>								
Cooper	100	10/16→	→			2	24.5169-0455.3 331591	L= 455
Cooper ALL4	100	10/16→						
Cooper D	100	10/16→						
Cooper D	110	10/16→						
Cooper D ALL4	100	10/16→						
Cooper D ALL4	110	10/16→						
Cooper S	120	10/16→						
Cooper S	131	07/20→						
Cooper S	141	10/16→06/20						
Cooper S ALL4	120	10/16→						
Cooper S ALL4	131	07/20→						
Cooper S ALL4	141	10/16→06/20						
Cooper SD	120	10/16→						
Cooper SD	140	10/16→						
Cooper SD ALL4	120	10/16→						
Cooper SD ALL4	140	10/16→						
Cooper SE ALL4	92	07/20→						
Cooper SE ALL4	100	01/17→06/20						
Cooper SE ALL4	162	07/20→						
Cooper SE ALL4	165	01/17→06/20						
John Cooper Works ALL4	170	03/17→06/19						
John Cooper Works ALL4	225	07/19→						
One	75	07/17→						
One D	85	07/17→						
<b>MINI - MINI COUNTRYMAN (R60) 08/10→10/16</b>								
 <b>Bremssattel</b>								
Cooper	85	08/10→10/16	←	☐; 09/10→			24.3541-1853.5 240623	TRW - Halter
Cooper	88	08/10→10/16						
Cooper	90	08/10→10/16	←	☐; 09/10→			24.3541-1854.5 240624	TRW - Halter
Cooper D	82	08/10→10/16						
Cooper D ALL4	82	08/10→10/16						
One	72	08/10→10/16						
One D	66	08/10→10/16						
Cooper ALL4	90	11/12→10/16	←	☐; 11/14→			24.3541-1853.5 240623	TRW - Halter
			←	☐; 11/14→			24.3541-1854.5 240624	TRW - Halter
Cooper D	82	03/11→10/16	←	☐			24.3541-1853.5 240623	TRW - Halter
Cooper D ALL4	82	03/11→10/16						
Cooper SD	100	03/11→10/16	←	☐			24.3541-1854.5 240624	TRW - Halter
Cooper SD	105	03/11→10/16						
Cooper SD ALL4	100	03/11→10/16						
Cooper SD ALL4	105	03/11→10/16						
<b>MINI - MINI Coupe (R58) 12/10→05/15</b>								
 <b>Bremssattel</b>								
Cooper	85	12/10→04/15	←	☐; 10/11→			24.3541-1843.5 240585	TRW - Halter
Cooper	90	12/10→04/15						
Cooper S	120	12/10→04/15	←	☐; 10/11→			24.3541-1844.5 240586	TRW - Halter
Cooper S	135	12/10→04/15						
Cooper SD	100	12/10→05/15	→	☐; 10/11→			24.3367-1711.5 240864	TRW - Halter
Cooper SD	105	12/10→05/15	→	☐; 10/11→			24.3367-1712.5 240865	TRW - Halter
Cooper S JCW	147	12/10→04/15						
 <b>Bremsschlauch</b>								
Cooper	85	12/10→04/15	←	10/11→		2	83.7750-0524.3 331230	L= 523
Cooper	90	12/10→04/15						
Cooper S	120	12/10→04/15	→	10/11→		2	83.7751-0417.3 331102	L= 418
Cooper S	135	12/10→04/15						
Cooper SD	100	12/10→05/15						
Cooper SD	105	12/10→05/15						
Cooper S JCW	147	12/10→04/15						
John Cooper Works	155	12/10→05/15						
<b>MINI - MINI PACEMAN (R61) 03/12→10/16</b>								
 <b>Bremssattel</b>								
Cooper	88	04/12→09/16	←	☐; 11/12→			24.3541-1853.5 240623	TRW - Halter
Cooper	90	04/12→09/16						
Cooper D	82	04/12→09/16	←	☐; 11/12→			24.3541-1854.5 240624	TRW - Halter
Cooper D	82	07/12→09/16						

	kw			 	! #			
<b>MINI - MINI PACEMAN (R61) 03/12→10/16</b>								
 <b>Bremssattel</b>								
Cooper D ALL4	82	04/12→09/16	←	☐; 11/12→		24.3541-1853.5	240623	TRW - Halter
Cooper D ALL4	82	03/12→09/16						
Cooper SD	105	03/12→09/16	←	☐; 11/12→		24.3541-1854.5	240624	TRW - Halter
Cooper SD ALL4	100	04/12→09/16						
Cooper SD ALL4	105	04/12→09/16						
Cooper ALL4	90	11/12→09/16	←	☐; 07/14→		24.3541-1853.5	240623	TRW - Halter
Cooper ALL4	90	07/13→09/16	←	☐; 07/14→		24.3541-1854.5	240624	TRW - Halter
<b>MINI - MINI Roadster (R59) 01/11→04/15</b>								
 <b>Bremssattel</b>								
Cooper	85	11/11→04/15	←	☐; 02/12→		24.3541-1843.5	240585	TRW - Halter
Cooper	90	11/11→04/15						
Cooper S	120	11/11→04/15	←	☐; 02/12→		24.3541-1844.5	240586	TRW - Halter
Cooper S	135	11/11→04/15						
Cooper SD	100	11/11→04/15	→	☐; 02/12→		24.3367-1711.5	240864	TRW - Halter
Cooper SD	105	11/11→04/15						
Cooper SD	105	11/11→04/15	→	☐; 02/12→		24.3367-1712.5	240865	TRW - Halter
Cooper S JCW	147	11/11→04/15						
 <b>Bremsschlauch</b>								
Cooper	85	11/11→04/15	←	02/12→	2	83.7750-0524.3	331230	L= 523
Cooper	90	11/11→04/15						
Cooper S	120	11/11→04/15	→	02/12→	2	83.7751-0417.3	331102	L= 418
Cooper S	135	11/11→04/15						
Cooper SD	100	11/11→04/15						
Cooper SD	105	11/11→04/15						
Cooper S JCW	147	11/11→04/15						
John Cooper Works	155	11/11→04/15						
<b>MITSUBISHI - ASX (GA_W_) 11/09→</b>								
 <b>Bremssattel</b>								
1.6 DI-D	84	07/15→	→	☐		24.3414-1717.5	241259	TRW - Halter
1.6 DI-D 4WD	84	07/15→						
2.2 Di-D 4WD	110	04/13→	→	☐		24.3414-1718.5	241260	TRW - Halter
1.6 LPG	86	06/10→	→	☐; → 06/12		24.3351-1703.5	241191	- Halter
1.6 MIVEC	86	06/10→						
1.8	102	02/10→	→	☐; 07/12→		24.3414-1717.5	241259	TRW - Halter
1.8 DI-D	85	06/10→	→	☐; 07/12→		24.3414-1718.5	241260	TRW - Halter
1.8 DI-D	110	06/10→						
1.8 DI-D 4WD	85	06/10→						
1.8 DI-D 4WD	110	06/10→						
2.0 MIVEC	110	06/10→						
2.0 MIVEC 4WD	110	06/10→						
1.6 MIVEC	85	05/10→	→	☐; 06/10→ 06/12		24.3351-1703.5	241191	- Halter
			→	☐; 07/12→		24.3414-1717.5	241259	TRW - Halter
			→	☐; 07/12→		24.3414-1718.5	241260	TRW - Halter
 <b>Bremsschlauch</b>								
1.6 LPG	86	06/10→	←	☐; → 06/12		24.5286-0615.3	331493	L= 615
1.6 MIVEC	86	06/10→						
1.8	102	02/10→	→	☐ / innen; → 06/12		24.5247-0236.3	331417	L= 235
1.8 DI-D	85	06/10→	→	☐ / innen; → 06/12		24.5247-0237.3	331418	L= 235
1.8 DI-D	110	06/10→						
1.8 DI-D 4WD	85	06/10→						
1.8 DI-D 4WD	110	06/10→						
2.0 MIVEC	110	06/10→						
2.0 MIVEC 4WD	110	06/10→						
1.6 MIVEC	85	05/10→	←	☐; 06/10→ 06/12		24.5286-0615.3	331493	L= 615
			→	☐ / innen; 06/10→ 06/12		24.5247-0236.3	331417	L= 235
			→	☐ / innen; 06/10→ 06/12		24.5247-0237.3	331418	L= 235
<b>MITSUBISHI - ASX Van (GA_W_) 06/10→</b>								
 <b>Bremssattel</b>								
1.8 DI-D 4WD	110	06/10→	→	☐; → 06/12		24.3351-1703.5	241191	- Halter
			→	☐; 07/12→		24.3414-1717.5	241259	TRW - Halter
			→	☐; 07/12→		24.3414-1718.5	241260	TRW - Halter
 <b>Bremsschlauch</b>								
1.8 DI-D 4WD	110	06/10→	←	☐; → 06/12		24.5286-0615.3	331493	L= 615
			→	☐ / innen; → 06/12		24.5247-0236.3	331417	L= 235
			→	☐ / innen; → 06/12		24.5247-0237.3	331418	L= 235

**MITSUBISHI - CARISMA (DA\_) 07/95→06/06**

**Bremssattel**

1.6 (DA1A)	66	07/95→06/06	←	☐; 03/99→ 06/00	24.3541-1783.5	240269	TRW - Halter
			←	☐; 03/99→ 06/00	24.3541-1784.5	240270	TRW - Halter
			←	☐; 07/00→	24.3541-1785.5	240271	TRW - Halter
			←	☐; 07/00→	24.3541-1786.5	240272	TRW - Halter
			→	☐; 06/99→; + ABS	24.3384-1743.5	240319	TRW - Halter
			→	☐; 06/99→; + ABS	24.3384-1744.5	240320	TRW - Halter
1.6 (DA1A)	70	12/98→06/06	←	☐; 03/99→	24.3541-1783.5	240269	TRW - Halter
1.6 (DA1A)	73	05/97→06/06	←	☐; 03/99→	24.3541-1784.5	240270	TRW - Halter
1.9 TD (DA4A)	66	10/96→09/00	←	☐; 03/99→	24.3541-1784.5	240270	TRW - Halter
1.6 (DA1A)	76	09/00→06/06	←	☐	24.3541-1785.5	240271	TRW - Halter
			←	☐	24.3541-1786.5	240272	TRW - Halter
			→	☐; + ABS	24.3384-1743.5	240319	TRW - Halter
			→	☐; + ABS	24.3384-1744.5	240320	TRW - Halter
1.8 (DA2A)	85	07/95→07/97	←	☐	24.3541-1783.5	240269	TRW - Halter
1.8 MSX - 16V (DA2A)	103	07/95→07/97	←	☐	24.3541-1784.5	240270	TRW - Halter
1.8 16V GDI (DA2A)	92	09/97→06/06	←	☐; → 08/00	24.3541-1783.5	240269	TRW - Halter
			←	☐; → 08/00	24.3541-1784.5	240270	TRW - Halter
			←	☐; 09/00→	24.3541-1785.5	240271	TRW - Halter
			←	☐; 09/00→	24.3541-1786.5	240272	TRW - Halter
			→	☐; 06/99→; + ABS	24.3384-1743.5	240319	TRW - Halter
			→	☐; 06/99→; + ABS	24.3384-1744.5	240320	TRW - Halter
1.8 GDI (DA2A)	90	10/00→06/06	→	☐; + ABS	24.3384-1743.5	240319	TRW - Halter
			→	☐; + ABS	24.3384-1744.5	240320	TRW - Halter
1.9 DI-D	85	09/00→06/06	←	☐	24.3541-1785.5	240271	TRW - Halter
1.9 DI-D (DA5A)	75	09/00→06/06	←	☐	24.3541-1786.5	240272	TRW - Halter
			→	☐	24.3384-1743.5	240319	TRW - Halter
			→	☐	24.3384-1743.5	240319	TRW - Halter
			→	☐	24.3384-1744.5	240320	TRW - Halter

**Bremsschlauch**














1.6 (DA1A)	66	07/95→06/06	←		2	24.5248-0461.3	330707	L= 460
1.6 (DA1A)	70	12/98→06/06	→		2	24.5249-0416.3	330708	L= 416
1.6 (DA1A)	73	05/97→06/06	→					
1.6 (DA1A)	76	09/00→06/06	→					
1.8 (DA2A)	85	07/95→07/97	→					
1.8 16V GDI (DA2A)	92	09/97→06/06	→					
1.8 GDI (DA2A)	90	10/00→06/06	→					
1.8 MSX - 16V (DA2A)	103	07/95→07/97	→					
1.9 DI-D	85	09/00→06/06	→					
1.9 DI-D (DA5A)	75	09/00→06/06	→					
1.9 TD (DA4A)	66	10/96→09/00	→					

**MITSUBISHI - CARISMA Stufenheck (DA\_) 09/96→06/06**

















**Bremssattel**

1.3 16V	60	09/00→10/04	←	☐	24.3541-1785.5	240271	TRW - Halter
			←	☐	24.3541-1786.5	240272	TRW - Halter
			→	☐	24.3384-1743.5	240319	TRW - Halter
			→	☐	24.3384-1744.5	240320	TRW - Halter
1.9 DI-D	85	09/00→06/06	←	☐	24.3541-1786.5	240272	TRW - Halter
			←	☐	24.3541-1786.5	240272	TRW - Halter
			→	☐	24.3384-1743.5	240319	TRW - Halter
			→	☐	24.3384-1744.5	240320	TRW - Halter
			→	☐	24.3384-1743.5	240319	TRW - Halter
			→	☐	24.3384-1744.5	240320	TRW - Halter
1.9 DI-D (DA5A)	75	09/00→06/06	←	☐; 03/99→ 06/00	24.3541-1783.5	240269	TRW - Halter
			←	☐; 03/99→ 06/00	24.3541-1784.5	240270	TRW - Halter
			←	☐; 07/00→	24.3541-1785.5	240271	TRW - Halter
			←	☐; 07/00→	24.3541-1786.5	240272	TRW - Halter
			→	☐; 06/99→; + ABS	24.3384-1743.5	240319	TRW - Halter
			→	☐; 06/99→; + ABS	24.3384-1744.5	240320	TRW - Halter
1.6 (DA1A)	70	12/98→06/06	←	☐; 03/99→	24.3541-1783.5	240269	TRW - Halter
1.6 (DA1A)	73	05/97→06/06	←	☐; 03/99→	24.3541-1784.5	240270	TRW - Halter
1.9 TD (DA4A)	66	10/96→09/00	←	☐; 03/99→	24.3541-1784.5	240270	TRW - Halter
1.6 (DA1A)	76	09/00→06/06	←	☐	24.3541-1785.5	240271	TRW - Halter
			←	☐	24.3541-1786.5	240272	TRW - Halter
			→	☐; + ABS	24.3384-1743.5	240319	TRW - Halter
















↓
















	kw					! #		
<b>MITSUBISHI - CARISMA Stufenheck (DA_) 09/96→06/06</b>								
 <b>Bremssattel</b>								
1.6 (DA1A)	76	09/00→06/06	➔	☐; + ABS		24.3384-1744.5	240320	TRW - Halter
1.8 (DA2A)	85	09/96→09/97	➔	☐		24.3541-1783.5	240269	TRW - Halter
			➔	☐		24.3541-1784.5	240270	TRW - Halter
1.8 16V GDI (DA2A)	92	09/97→06/06	➔	☐; → 08/00		24.3541-1783.5	240269	TRW - Halter
			➔	☐; → 08/00		24.3541-1784.5	240270	TRW - Halter
			➔	☐; 09/00→		24.3541-1785.5	240271	TRW - Halter
			➔	☐; 09/00→		24.3541-1786.5	240272	TRW - Halter
			➔	☐; 06/99→; + ABS		24.3384-1743.5	240319	TRW - Halter
			➔	☐; 06/99→; + ABS		24.3384-1744.5	240320	TRW - Halter
1.8 GDI (DA2A)	90	10/00→06/06	➔	☐; + ABS		24.3384-1743.5	240319	TRW - Halter
			➔	☐; + ABS		24.3384-1744.5	240320	TRW - Halter
 <b>Bremsschlauch</b>								
1.3 16V	60	09/00→10/04	➔		2	24.5248-0461.3	330707	L= 460
1.6 (DA1A)	66	09/96→06/06	➔		2	24.5249-0416.3	330708	L= 416
1.6 (DA1A)	70	12/98→06/06						
1.6 (DA1A)	73	05/97→06/06						
1.6 (DA1A)	76	09/00→06/06						
1.8 (DA2A)	85	09/96→09/97						
1.8 16V GDI (DA2A)	92	09/97→06/06						
1.8 GDI (DA2A)	90	10/00→06/06						
1.9 DI-D	85	09/00→06/06						
1.9 DI-D (DA5A)	75	09/00→06/06						
1.9 TD (DA4A)	66	10/96→09/00						
<b>MITSUBISHI - COLT V (CJ_, CP_) 09/95→08/04</b>								
 <b>Bremsschlauch</b>								
1300 (CJ1A)	60	06/00→09/03	➔	09/00→ 06/03	2	24.5205-0205.3	330780	L= 205
1300 GL, GLX (CJ1A)	55	05/96→06/00	➔		2	24.5205-0205.3	330780	L= 205
1600	76	09/00→09/03	➔	→ 06/03	2	24.5205-0205.3	330780	L= 205
1600 GLX (CJ4A)	66	05/96→09/00	➔	→ 08/00	2	24.5205-0205.3	330780	L= 205
<b>MITSUBISHI - COLT VI (Z3_A, Z2_A) 10/02→12/12</b>								
 <b>Bremssattel</b>								
1.1	55	10/04→06/12	➔	☐		24.3541-1819.7	220767	TRW - Halter
1.1 LPG	55	10/04→06/12	➔	☐		24.3541-1820.7	220768	TRW - Halter
1.3	70	06/04→06/12	➔	☐		24.3344-1725.5	240862	TRW - Halter
			➔	☐		24.3344-1725.5	240862	TRW - Halter
1.3 LPG	70	06/04→06/12	➔	☐		24.3344-1725.5	240862	TRW - Halter
1.5	80	06/04→06/12	➔	☐		24.3344-1726.5	240863	TRW - Halter
1.5 DI-D	50	08/04→06/12	➔	☐		24.3344-1726.5	240863	TRW - Halter
1.5 DI-D	70	08/04→06/12	➔	☐		24.3344-1726.5	240863	TRW - Halter
1.5 CZT	110	03/05→06/12	➔	☐		24.3344-1725.5	240862	TRW - Halter
			➔	☐		24.3344-1726.5	240863	TRW - Halter
 <b>Bremsschlauch</b>								
1.1	55	10/04→06/12	➔	→ 05/05	2	24.5298-0475.3	331255	L= 474
1.1 LPG	55	10/04→06/12	➔		2	24.5298-0475.3	331255	L= 474
1.3	70	06/04→06/12	➔	05/07→	2	24.5298-0475.3	331255	L= 474
			➔	06/05→ 04/07	2	24.5298-0475.3	331255	L= 474
1.3 LPG	70	06/04→06/12	➔	☐		24.5298-0475.3	331255	L= 474
1.5	80	06/04→06/12	➔	☐		24.5298-0475.3	331255	L= 474
1.5 CZT	110	03/05→06/12	➔	für Fahrzeuge mit Scheibenbremse an der Hinterachse	2	24.5150-0459.3	331018	L= 459,6
1.5 DI-D	50	08/04→06/12	➔					
1.5 DI-D	70	08/04→06/12	➔					
<b>MITSUBISHI - COLT CZC Cabriolet (RG) 05/06→07/09</b>								
 <b>Bremssattel</b>								
1.5 (Z23)	80	05/06→07/09	➔	☐		24.3541-1819.7	220767	TRW - Halter
			➔	☐		24.3541-1820.7	220768	TRW - Halter
			➔	☐		24.3344-1725.5	240862	TRW - Halter
			➔	☐		24.3344-1726.5	240863	TRW - Halter
1.5 Turbo (Z23)	110	05/06→07/09	➔	☐		24.3344-1725.5	240862	TRW - Halter
			➔	☐		24.3344-1726.5	240863	TRW - Halter
↓								




























	kw					! #		
<b>MITSUBISHI - COLT CZC Cabriolet (RG) 05/06→07/09</b>								
 <b>Bremsschlauch</b>								
1.5 (Z23)	80	05/06→07/09	←	05/07→	2	24.5298-0475.3	331255	L= 474
1.5 Turbo (Z23)	110	05/06→07/09	←	→ 04/07	2	24.5298-0475.3	331255	L= 474
			→		2	24.5150-0459.3	331018	L= 459,6
<b>MITSUBISHI - GALANT VII (E5_A, E7_A, E8_A) 11/92→10/96</b>								
 <b>Bremssattel</b>								
2.5 V6-24 4WD (E88A)	125	11/92→08/96	←	☐		24.3431-1701.5	240437	- Halter
			←	☐		24.3431-1702.5	240438	- Halter
<b>MITSUBISHI - GALANT VII Stufenheck (E5_A, E7_A, E8_A) 11/92→12/98</b>								
 <b>Bremssattel</b>								
2.5 V6-24 4WD (E88A)	125	11/92→08/96	←	☐		24.3431-1701.5	240437	- Halter
			←	☐		24.3431-1702.5	240438	- Halter
<b>MITSUBISHI - GALANT VIII (EA_) 09/96→10/04</b>								
 <b>Bremssattel</b>								
2.4 GDI (EA3A)	110	02/99→09/00	←	☐; 03/99→ 03/00		24.3431-1701.5	240437	- Halter
			←	☐; 03/99→ 03/00		24.3431-1702.5	240438	- Halter
2.5 V6 24V (EA5A)	120	09/96→09/00	←	☐; 12/97→ 03/00		24.3431-1701.5	240437	- Halter
			←	☐; 12/97→ 03/00		24.3431-1702.5	240438	- Halter
3.0 (EA8A)	152	01/99→12/03	←	☐; → 02/00		24.3431-1701.5	240437	- Halter
			←	☐; → 02/00		24.3431-1702.5	240438	- Halter
 <b>Bremsschlauch</b>								
2.0 (EA2A)	98	09/00→10/04	←	→ 10/03	2	24.5290-0545.3	331063	L= 545
2.4 GDI (EA3A)	106	09/00→10/04						
2.5 V6 24V (EA5A)	118	09/00→10/04						
2.0 (EA2A)	100	09/96→09/00	←	10/96→	2	24.5290-0545.3	331063	L= 545
2.5 V6 24V (EA5A)	120	09/96→09/00						
2.0 TDI (EA6A)	66	09/96→10/04	←	10/96→ 07/01	2	24.5290-0545.3	331063	L= 545
			→	10/96→ 07/01	2	24.5230-0243.3	331155	L= 243
2.4 GDI (EA3A)	110	02/99→09/00	←	03/99→	2	24.5290-0545.3	331063	L= 545
3.0 (EA8A)	152	01/99→12/03	←	→ 05/03	2	24.5290-0545.3	331063	L= 545
<b>MITSUBISHI - GALANT VIII Kombi (EA_) 09/96→10/03</b>								
 <b>Bremssattel</b>								
2.4 GDI (EA3W)	110	02/99→10/03	←	☐; 03/99→ 03/00		24.3431-1701.5	240437	- Halter
			←	☐; 03/99→ 03/00		24.3431-1702.5	240438	- Halter
2.5 V6 24V (EA5W)	120	09/96→09/00	←	☐; 12/97→ 03/00		24.3431-1701.5	240437	- Halter
			←	☐; 12/97→ 03/00		24.3431-1702.5	240438	- Halter
 <b>Bremsschlauch</b>								
2.0 (EA2W)	98	09/00→10/03	←		2	24.5290-0545.3	331063	L= 545
2.4 GDI (EA3W)	106	09/00→10/03						
2.5 V6 24V (EA5W)	118	09/00→10/03						
2.0 (EA2W)	100	09/96→09/00	←	10/96→	2	24.5290-0545.3	331063	L= 545
2.5 V6 24V (EA5W)	120	09/96→09/00						
2.0 TDI (EA6W)	66	09/96→10/03	←	10/96→ 07/01	2	24.5290-0545.3	331063	L= 545
			→	10/96→ 07/01	2	24.5230-0243.3	331155	L= 243
2.4 GDI (EA3W)	110	02/99→10/03	←	03/99→	2	24.5290-0545.3	331063	L= 545
<b>MITSUBISHI - GALLOPER (JK-01) 09/98→12/03</b>								
 <b>Bremssattel</b>								
2.5 TD	65	09/98→12/03	←	☐; 01/99→		24.3431-1705.5	240365	- Halter
2.5 TD intercooler	73	09/98→12/03						
3.0 V6	104	09/98→12/03	←	☐; 01/99→		24.3431-1706.5	240366	- Halter
<b>MITSUBISHI - GRANDIS (NA_W) 03/03→12/11</b>								
 <b>Bremssattel</b>								
2.0 DI-D (NA8W)	100	09/05→03/10	→	☐		24.3381-1711.5	241253	- Halter GG
2.0 DI-D (NA8W)	103	02/07→03/10						
↓								
















	kw					! #		
<b>MITSUBISHI - GRANDIS (NA_W) 03/03→12/11</b>								
 <b>Bremssattel</b>								
2.0 DI-D (NA8W)	100	09/05→03/10	➡	☐		24.3381-1712.5	241254	- Halter GG
2.0 DI-D (NA8W)	103	02/07→03/10	➡	☐				
2.4 MIVEC (NA4W)	121	04/04→12/11	➡	☐; → 08/10		24.3381-1711.5	241253	- Halter GG
			➡	☐; → 08/10		24.3381-1712.5	241254	- Halter GG
<b>MITSUBISHI - L200 / TRITON (KA_T, KB_T) 01/04→12/16</b>								
 <b>Bremsschlauch</b>								
2.5 DiD (KA4T)	100	11/05→12/15	⬅	☐; 01/06→		24.5241-0720.3	331415	L= 720
2.5 DI-D 4WD (KB4T)	100	11/05→12/15	⬅	☐; 01/06→		24.5241-0721.3	331416	L= 720
2.5 DI-D (KA4T)	94	04/10→12/15	⬅	☐		24.5241-0720.3	331415	L= 720
2.5 DI-D 16V 4WD	98	04/07→12/15	⬅	☐				
2.5 DI-D 4WD (KB4T)	123	10/07→12/15	⬅	☐		24.5241-0721.3	331416	L= 720
2.5 DI-D 4WD (KB4T)	131	04/10→12/15	⬅	☐				
3.5 4WD (KB9T)	137	08/11→12/15	⬅	☐				
2.5 DI-D (KA4T)	123	08/07→12/15	⬅	☐; für Fahrzeuge mit erhöhter Bodenfreiheit		24.5241-0720.3	331415	L= 720
2.5 DI-D (KA4T)	131	01/10→12/15	⬅	☐; für Fahrzeuge mit erhöhter Bodenfreiheit		24.5241-0721.3	331416	L= 720
<b>MITSUBISHI - L200 / TRITON Pritsche/Fahrgestell (KA_T, KB_T) 03/06→12/15</b>								
 <b>Bremsschlauch</b>								
2.5 DI-D (KA4T)	94	08/07→12/15	⬅	☐; + ESP		24.5241-0720.3	331415	L= 720
			⬅	☐; + ESP		24.5241-0721.3	331416	L= 720
2.5 DI-D 4WD (KB4T)	131	09/09→12/15	⬅	☐; 04/10→		24.5241-0720.3	331415	L= 720
			⬅	☐; 04/10→		24.5241-0721.3	331416	L= 720
<b>MITSUBISHI - L200 (K3_T, K2_T, K1_T, K0_T) 01/83→10/96</b>								
 <b>Bremssattel</b>								
2.5 TD 4WD (K34T)	64	11/92→08/96	⬅	☐; 05/93→; für Fahrzeuge mit Servolenkung		24.3431-1705.5	240365	- Halter
			⬅	☐; 05/93→; für Fahrzeuge mit Servolenkung		24.3431-1706.5	240366	- Halter
<b>MITSUBISHI - L200 (K7_T, K6_T) 01/96→12/11</b>								
 <b>Bremssattel</b>								
2.5 TD 4WD	73	06/96→12/07	⬅	☐; → 07/01		24.3431-1705.5	240365	- Halter
			⬅	☐; → 07/01		24.3431-1706.5	240366	- Halter
2.5 TD 4WD (K74T)	85	09/01→12/07	⬅	☐; → 04/06		24.3431-1705.5	240365	- Halter
2.5 TD 4WD (K74T)	98	08/01→12/07	⬅	☐; → 04/06		24.3431-1706.5	240366	- Halter
 <b>Bremsschlauch</b>								
2.4 4WD (K75T)	97	06/96→12/07	⬅	→ 07/01	2	24.5284-0400.3	331060	L= 400
2.5 TD 4WD	73	06/96→12/07	⬅	am Bremssattel / außen; → 07/01	2	24.5260-0155.3	331156	L= 155
2.5 TD 4WD (K74T)	85	09/01→12/07	⬅	am Bremssattel / außen; → 04/06	2	24.5260-0155.3	331156	L= 155
2.5 TD 4WD (K74T)	98	08/01→12/07	⬅	am Bremssattel / außen; → 04/06	2	24.5260-0155.3	331156	L= 155
<b>MITSUBISHI - L400 Bus (PD_W, PC_W, PA_V, PB_V, PA_W) 06/94→04/07</b>								
 <b>Bremssattel</b>								
2.0 (PA3W)	83	09/95→10/02	⬅	☐; 06/96→; + ABS; für Fahrzeuge mit verstärkter Bremse		24.3431-1705.5	240365	- Halter
			⬅	☐; 06/96→; + ABS; für Fahrzeuge mit verstärkter Bremse		24.3431-1706.5	240366	- Halter
2.4	94	09/96→06/05	⬅	☐		24.3431-1705.5	240365	- Halter
2.4 4WD	94	09/96→06/05	⬅	☐				
2.4 i 4WD (PD4V/W)	97	05/95→05/00	⬅	☐		24.3431-1706.5	240366	- Halter
2.5 TD 4WD (PD5V/W)	73	05/95→05/00	⬅	☐				
2.4	97	05/95→10/02	⬅	☐; 06/96→		24.3431-1705.5	240365	- Halter
			⬅	☐; 06/96→		24.3431-1706.5	240366	- Halter
<b>MITSUBISHI - L 300 III Bus (P0_W, P1_W, P2_W, P3_W) 08/86→12/13</b>								
 <b>Bremssattel</b>								
1.6 (P02W, P12W)	51	11/86→05/04	⬅	☐; 11/88→ 05/94		24.3571-1737.5	240387	- Halter
			⬅	☐; 11/88→ 05/94		24.3571-1738.5	240388	- Halter
↓								

















	kW					! #		
<b>MITSUBISHI - L 300 III Bus (P0_W, P1_W, P2_W, P3_W) 08/86→12/13</b>								
 <b>Bremssattel</b>								
2.0 (P03W, P13W)	64	11/86→05/04	←	☐; → 05/94		24.3571-1737.5	240387	- Halter
2.0 (P03W, P13W)	66	11/86→05/04	←	☐; → 05/94		24.3571-1738.5	240388	- Halter
2.4 (P04W, P14W)	82	11/90→05/04	←	☐; → 05/94				
2.5 D (P05W, P15W, P25W)	51	11/86→05/04	←	☐		24.3571-1737.5	240387	- Halter
2.0 i (P00W, P03W, P13W)	83	06/94→10/98	←	☐		24.3571-1738.5	240388	- Halter
<b>MITSUBISHI - L 300 III Kasten (P0_V, P1_V, P_2V) 11/86→12/13</b>								
 <b>Bremssattel</b>								
2.5 D (P05V, P05W, P15V)	51	11/86→02/06	←	☐; → 05/94		24.3571-1737.5	240387	- Halter
			←	☐; → 05/94		24.3571-1738.5	240388	- Halter
<b>MITSUBISHI - L 300 III Pritsche/Fahrgestell (P1_T) 04/94→04/00</b>								
 <b>Bremssattel</b>								
2.0 (P13T)	85	07/94→04/00	←	☐		24.3571-1737.5	240387	- Halter
			←	☐		24.3571-1738.5	240388	- Halter
2.5 TD (P15T)	64	11/94→04/00	←	☐; → 05/99		24.3571-1737.5	240387	- Halter
			←	☐; → 05/99		24.3571-1738.5	240388	- Halter
<b>MITSUBISHI - LANCER VI (CJ_, CP_) 09/95→12/03</b>								
 <b>Bremsschlauch</b>								
1.3 12V (CK1A)	55	12/95→08/03	→	05/96→ 07/01	2	24.5205-0205.3	330780	L= 205
1.5 12V (CK2A)	69	07/96→08/03	→	→ 08/00	2	24.5205-0205.3	330780	L= 205
<b>MITSUBISHI - LANCER VII (CS_A, CT_A) 03/00→12/13</b>								
 <b>Bremssattel</b>								
EVO VIII - 260 (CT9A)	195	03/04→07/05	←	☐		24.3431-1701.5	240437	- Halter
			←	☐		24.3431-1702.5	240438	- Halter
 <b>Bremsschlauch</b>								
1.3	60	09/03→12/13	←		2	24.5286-0545.3	331250	L= 545
1.6 (CS3A)	72	09/03→12/13						
2.0 (CS9A)	99	12/03→12/13						
EVO IX (CT9A)	213	08/05→09/06						
2.0 i	113	10/07→12/13	←	☐		24.5286-0615.3	331493	L= 615
			→	☐ / innen		24.5247-0236.3	331417	L= 235
			→	☐ / innen		24.5247-0237.3	331418	L= 235
EVO IX (CT9A)	206	01/05→09/07	←	01/06→ 08/07	2	24.5286-0545.3	331250	L= 545
<b>MITSUBISHI - LANCER VII Kombi (CS_W, CT_W) 09/03→12/08</b>								
 <b>Bremsschlauch</b>								
1.6	72	09/03→10/08	←		2	24.5286-0545.3	331250	L= 545
2.0	99	09/03→12/07	←	→ 03/07	2	24.5286-0545.3	331250	L= 545
<b>MITSUBISHI - LANCER VIII (CY_A, CZ_A) 03/07→</b>								
 <b>Bremsschlauch</b>								
1.5	80	06/08→	←	☐		24.5286-0615.3	331493	L= 615
1.5 Bifuel	80	02/10→						
1.6 MIVEC	86	05/10→	→	☐ / innen		24.5247-0236.3	331417	L= 235
1.8	103	05/10→	→	☐ / innen		24.5247-0237.3	331418	L= 235
1.8	105	02/08→						
1.8 Bifuel	105	01/10→						
1.8 DI-D	85	05/10→						
1.8 DI-D (CY9A)	110	06/10→						
1.8 Flexfuel	103	03/09→						
2.0 (CY4A)	110	01/13→						
2.0 DI-D	103	01/08→						
2.0 i	113	04/07→						
2.0 i Ralliart 4WD (CY4A)	177	10/08→						

	kw			 	! #		
<b>MITSUBISHI - LANCER VIII Sportback (CX_A) 10/07→</b>							
 <b>Bremssattel</b>							
2.0 Ralliart 4WD (CX4A)	177	10/08→	←	<input type="checkbox"/>		24.3431-1701.5 240437	- Halter
			←	<input type="checkbox"/>		24.3431-1702.5 240438	- Halter
			→	<input type="checkbox"/>		24.3381-1711.5 241253	- Halter GG
			→	<input type="checkbox"/>		24.3381-1712.5 241254	- Halter GG
 <b>Bremsschlauch</b>							
1.5	80	06/08→	←	<input type="checkbox"/>		24.5286-0615.3 331493	L= 615
1.5 Bifuel	80	03/10→					
1.6 MIVEC	86	05/10→	→	<input type="checkbox"/> / innen		24.5247-0236.3 331417	L= 235
1.8 (CX3A)	105	06/08→	→	<input type="checkbox"/> / innen		24.5247-0237.3 331418	L= 235
1.8 Bifuel	105	02/10→					
1.8 DI-D	85	05/10→					
1.8 DI-D (CX9A)	110	06/10→					
1.8 Flex	103	03/09→					
1.8 MIVEC	103	03/09→					
2.0 DI-D	103	06/08→					
2.0 Ralliart 4WD (CX4A)	177	10/08→	←	<input type="checkbox"/>		24.5286-0600.3 331173	L= 600
			←	<input type="checkbox"/>		24.5286-0601.3 331174	L= 600
<b>MITSUBISHI - LANCER CARGO Kasten/Kombi (CS_W) 09/03→06/08</b>							
 <b>Bremsschlauch</b>							
1.6 (CS3W)	72	09/03→06/08	←		2	24.5286-0545.3 331250	L= 545
2.0 (CS9W)	99	09/03→06/08					
<b>MITSUBISHI - OUTLANDER I (CU_W) 03/01→07/08</b>							
 <b>Bremssattel</b>							
2.0 (CU2W)	100	05/03→10/06	←	<input type="checkbox"/>		24.3431-1701.5 240437	- Halter
2.0 4WD (CU2W)	100	05/03→10/06					
2.0 Turbo 4WD (CU2W)	148	04/04→10/06	←	<input type="checkbox"/>		24.3431-1702.5 240438	- Halter
2.0 Turbo-R 4WD	177	01/02→10/06					
2.4 4WD (CU5W)	118	11/03→09/07					
<b>MITSUBISHI - OUTLANDER II (CW_W) 11/06→12/12</b>							
 <b>Bremssattel</b>							
2.0	108	11/06→11/12	←	<input type="checkbox"/>		24.3431-1701.5 240437	- Halter
2.0 4WD	108	11/06→11/12	←	<input type="checkbox"/>		24.3431-1702.5 240438	- Halter
			→	<input type="checkbox"/>		24.3351-1703.5 241191	- Halter
2.0 DI-D	103	02/07→11/12	←	<input type="checkbox"/>		24.3431-1701.5 240437	- Halter
2.2 DI-D 4WD	115	08/07→11/12	←	<input type="checkbox"/>		24.3431-1702.5 240438	- Halter
3.0 4WD (CW6W)	162	11/06→11/12	←	<input type="checkbox"/>		24.3431-1702.5 240438	- Halter
			→	<input type="checkbox"/>		24.3381-1711.5 241253	- Halter GG
			→	<input type="checkbox"/>		24.3381-1712.5 241254	- Halter GG
2.2 DI-D	130	11/06→11/12	←	<input type="checkbox"/>		24.3431-1701.5 240437	- Halter
2.2 DI-D 4WD	103	09/10→11/12	←	<input type="checkbox"/>		24.3431-1702.5 240438	- Halter
2.2 DI-D 4WD	130	11/06→11/12	←	<input type="checkbox"/>		24.3431-1702.5 240438	- Halter
			→	<input type="checkbox"/> ; Schaltgetriebe		24.3351-1703.5 241191	- Halter
			→	<input type="checkbox"/> ; Vollautomatik		24.3381-1711.5 241253	- Halter GG
			→	<input type="checkbox"/> ; Vollautomatik		24.3381-1712.5 241254	- Halter GG
2.4 (CW5W)	125	11/06→11/12	←	<input type="checkbox"/>		24.3431-1701.5 240437	- Halter
2.4 4WD (CW5W)	125	09/07→11/12	←	<input type="checkbox"/>		24.3431-1702.5 240438	- Halter
			←	<input type="checkbox"/>		24.3431-1702.5 240438	- Halter
 <b>Bremsschlauch</b>							
2.0	108	11/06→11/12	←	<input type="checkbox"/> ; → 03/10		24.5286-0600.3 331173	L= 600
2.0 4WD	108	11/06→11/12	←	<input type="checkbox"/> ; → 03/10		24.5286-0601.3 331174	L= 600
			→	<input type="checkbox"/> ; → 03/10		24.5247-0236.3 331417	L= 235
			→	<input type="checkbox"/> ; → 03/10		24.5247-0237.3 331418	L= 235
2.0 DI-D	103	02/07→11/12	←	<input type="checkbox"/>		24.5286-0600.3 331173	L= 600
2.2 DI-D	130	11/06→11/12	←	<input type="checkbox"/>		24.5286-0601.3 331174	L= 600
2.2 DI-D 4WD	103	09/10→11/12	←	<input type="checkbox"/>		24.5286-0601.3 331174	L= 600
2.2 DI-D 4WD	115	08/07→11/12					
2.2 DI-D 4WD	130	11/06→11/12					
3.0 4WD (CW6W)	162	11/06→11/12					

	kw					! #		
<b>MITSUBISHI - OUTLANDER III (GG_W, GF_W, ZJ, ZL, ZK) 11/10→</b>								
 <b>Bremssattel</b>								
2.0 (GF2W)	107	10/12→	←	☐		24.3431-1701.5	240437	- Halter
2.0 4WD (GF2W)	107	10/12→	←	☐		24.3431-1702.5	240438	- Halter
2.2 Di-D (GF6W)	110	08/12→	→	☐		24.3414-1717.5	241259	TRW - Halter
			→	☐		24.3414-1718.5	241260	TRW - Halter
2.0 (GF7W)	110	08/12→	←	☐		24.3431-1701.5	240437	- Halter
2.0 4WD (GF7W)	110	08/12→	←	☐		24.3431-1702.5	240438	- Halter
2.0 Bifuel	107	10/12→	←	☐		24.3431-1702.5	240438	- Halter
2.0 Hybrid 4WD (GG2W)	89	12/12→	→	☐; → 03/18		24.3414-1717.5	241259	TRW - Halter
			→	☐; → 03/18		24.3414-1718.5	241260	TRW - Halter
2.2 Di-D 4WD (GF6W)	110	08/12→	←	☐		24.3431-1701.5	240437	- Halter
			←	☐		24.3431-1702.5	240438	- Halter
			→	☐; 09/17→		24.3414-1717.5	241259	TRW - Halter
			→	☐; → 09/17		24.3414-1718.5	241260	TRW - Halter
2.4 4WD	123	10/12→	→	☐		24.3414-1717.5	241259	TRW - Halter
3.0 4WD	165	03/14→	→	☐		24.3414-1718.5	241260	TRW - Halter
3.0 4WD	169	03/14→	→	☐		24.3414-1718.5	241260	TRW - Halter
3.0 GT 4WD	167	08/12→	→	☐		24.3414-1718.5	241260	TRW - Halter
<b>MITSUBISHI - PAJERO II (V3_W, V2_W, V4_W) 12/90→05/01</b>								
 <b>Bremssattel</b>								
2.4 (V21W, V21C)	82	04/91→10/99	←	☐		24.3431-1705.5	240365	- Halter
2.5 TD 4WD (V24C, V24W)	73	12/90→10/99	←	☐		24.3431-1706.5	240366	- Halter
2.8 TD (V46W, V26W)	92	06/94→10/99	→	☐		24.3431-1703.5	240363	- Halter
3.0 V6 24V (V43W, V23W)	130	06/97→10/99	→	☐		24.3431-1704.5	240364	- Halter
3.0 V6 24V (V43W, V23W)	133	06/94→05/97						
3.0 V6 4WD (V23W, V43W, V23C)	110	12/90→12/95						
3.5 V6 24V (V25W, V45W)	153	06/94→10/99	→	☐		24.3431-1703.5	240363	- Halter
3.5 V6 24V (V45W, V25W)	143	07/97→10/99	→	☐		24.3431-1704.5	240364	- Halter
 <b>Bremsschlauch</b>								
2.4 (V21W, V21C)	82	04/91→10/99	←	06/96→	2	24.5284-0400.3	331060	L= 400
2.5 TD 4WD (V24C, V24W)	73	12/90→10/99	→	innen	2	24.5159-0195.3	331153	L= 195
2.8 TD (V46W, V26W)	92	06/94→10/99						
3.0 V6 24V (V43W, V23W)	133	06/94→05/97						
3.5 V6 24V (V25W, V45W)	153	06/94→10/99						
3.0 V6 24V (V43W, V23W)	130	06/97→10/99	←		2	24.5284-0400.3	331060	L= 400
3.5 V6 24V (V45W, V25W)	143	07/97→10/99	→	innen	2	24.5159-0195.3	331153	L= 195
3.0 V6 4WD (V23W, V43W, V23C)	110	12/90→12/95	→	innen	2	24.5159-0195.3	331153	L= 195
<b>MITSUBISHI - PAJERO II (V3_W) 04/00→09/07</b>								
 <b>Bremsschlauch</b>								
3.2 DiD 4WD	121	04/00→09/07	←		2	24.5286-0660.3	331252	L= 660
			→		2	24.5286-0540.3	331249	L= 540
<b>MITSUBISHI - PAJERO II Canvas Top (V2_W, V4_W) 12/90→04/00</b>								
 <b>Bremssattel</b>								
2.4 (V41W, V21W, V21C)	82	04/91→04/00	←	☐; → 03/00		24.3431-1705.5	240365	- Halter
2.5 TD 4WD (V24C, V24W)	73	12/90→04/00	←	☐; → 03/00		24.3431-1706.5	240366	- Halter
3.0 V6 24V (V23W, V23C)	133	06/94→04/00	→	☐; → 03/00		24.3431-1703.5	240363	- Halter
			→	☐; → 03/00		24.3431-1704.5	240364	- Halter
3.0 V6 (V23W, v43W, V23C)	110	12/90→12/95	←	☐		24.3431-1705.5	240365	- Halter
			←	☐		24.3431-1706.5	240366	- Halter
			→	☐		24.3431-1703.5	240363	- Halter
			→	☐		24.3431-1704.5	240364	- Halter
↓								



















	kW					! #		
<b>MITSUBISHI - PAJERO II Canvas Top (V2_W, V4_W) 12/90→04/00</b>								
 <b>Bremsschlauch</b>								
2.4 (V41W, V21W, V21C)	82	04/91→04/00	←	06/96→ 03/00	2	24.5284-0400.3	331060	L= 400
2.5 TD 4WD (V24C, V24W)	73	12/90→04/00	→	innen; → 03/00	2	24.5159-0195.3	331153	L= 195
3.0 V6 24V (V23W, V23C)	133	06/94→04/00						
3.0 V6 (V23W, v43W, V23C)	110	12/90→12/95	→	innen	2	24.5159-0195.3	331153	L= 195
<b>MITSUBISHI - PAJERO III (V7_W, V6_W) 01/99→09/07</b>								
 <b>Bremsschlauch</b>								
2.5 TDi	73	04/00→12/06	←		2	24.5286-0660.3	331252	L= 660
2.5 TDi	85	09/01→12/06	→		2	24.5286-0540.3	331249	L= 540
3.2 Di-D	121	04/00→10/01	→		2	24.5286-0540.3	331249	L= 540
3.2 Di-D (V68W)	118	04/00→12/06	←	10/01→ 08/06	2	24.5286-0660.3	331252	L= 660
			→	10/01→ 08/06	2	24.5286-0540.3	331249	L= 540
3.5	149	04/00→01/07	←	→ 08/06	2	24.5286-0660.3	331252	L= 660
			→	→ 08/06	2	24.5286-0540.3	331249	L= 540
<b>MITSUBISHI - PAJERO III Canvas Top (V6_W, V7_W) 02/00→12/06</b>								
 <b>Bremsschlauch</b>								
2.5 TDi (V64W, V74W)	73	04/00→12/06	←		2	24.5286-0660.3	331252	L= 660
2.5 TDi (V64W, V74W)	85	09/01→12/06	→		2	24.5286-0540.3	331249	L= 540
3.2 Di-D (V68W, V78W)	118	10/01→12/06	←	→ 08/06	2	24.5286-0660.3	331252	L= 660
3.5 V6 GDI (V65W, V75W)	149	04/00→12/06	→	→ 08/06	2	24.5286-0540.3	331249	L= 540
<b>MITSUBISHI - PAJERO IV (V8_W, V9_W) 10/06→</b>								
 <b>Bremsschlauch</b>								
3.0 4WD	131	02/07→	←		2	24.5286-0660.3	331252	L= 660
			→		2	24.5286-0556.3	331251	L= 555
3.2 DI-D (V88W, V98W)	118	02/07→	←		2	24.5286-0660.3	331252	L= 660
			→		2	24.5286-0540.3	331249	L= 540
			→	V98W	2	24.5286-0556.3	331251	L= 555
3.2 DI-D (V88W, V98W)	125	02/07→	←		2	24.5286-0660.3	331252	L= 660
			→	V88W	2	24.5286-0540.3	331249	L= 540
			→	V98W	2	24.5286-0556.3	331251	L= 555
3.2 DI-D 4WD (V98W, V88W)	140	02/07→	←		2	24.5286-0660.3	331252	L= 660
			→		2	24.5286-0540.3	331249	L= 540
			→	01/09→	2	24.5286-0556.3	331251	L= 555
3.2 DI-D 4WD (V98W, V88W)	147	01/09→	←		2	24.5286-0660.3	331252	L= 660
			→		2	24.5286-0540.3	331249	L= 540
3.5 V6 4WD	139	09/09→	→		2	24.5286-0556.3	331251	L= 555
3.8 V6	182	10/06→	→		2	24.5286-0556.3	331251	L= 555
3.8 V6 (V87W, V97W)	184	02/07→	←		2	24.5286-0660.3	331252	L= 660
			→	V87W	2	24.5286-0540.3	331249	L= 540
			→	V98W	2	24.5286-0556.3	331251	L= 555
<b>MITSUBISHI - PAJERO IV Van (V9_, V8_, V8_V) 11/06→</b>								
 <b>Bremsschlauch</b>								
3.2 DI-D	118	11/06→	←	02/07→	2	24.5286-0660.3	331252	L= 660
			→	02/07→	2	24.5286-0540.3	331249	L= 540
			→	02/07→; V98W	2	24.5286-0556.3	331251	L= 555
3.2 DI-D 4WD	140	02/07→	←		2	24.5286-0660.3	331252	L= 660
			→		2	24.5286-0540.3	331249	L= 540
<b>MITSUBISHI - PAJERO CLASSIC (V2_W) 07/01→</b>								
 <b>Bremsschlauch</b>								
2.5 TD	85	07/01→	←	→ 01/07	2	24.5286-0660.3	331252	L= 660
			→	→ 01/07	2	24.5286-0540.3	331249	L= 540
3.2 DiD	125	09/06→	←	02/07→	2	24.5286-0660.3	331252	L= 660
↓								










	kw					! #		
<b>MITSUBISHI - PAJERO CLASSIC (V2_W) 07/01→</b>								
 <b>Bremsschlauch</b>								
3.2 DiD	125	09/06→	➡	02/07→; V88W	2	24.5286-0540.3	331249	L= 540
			➡	02/07→; V98W	2	24.5286-0556.3	331251	L= 555
<b>MITSUBISHI - PAJERO PININ (H6_W, H7_W) 01/99→06/07</b>								
 <b>Bremsschlauch</b>								
1.8 (H76W, H66W)	84	11/01→06/07	←	→ 02/05	2	24.5286-0485.3	331172	L= 495
			➡	am Bremssattel / außen; → 02/05	2	24.5160-0215.3	331154	L= 215
			➡	innen; → 02/05	2	24.5279-0225.3	331163	L= 225
1.8 GDI (H66W, H76W)	88	10/99→10/01	←		2	24.5286-0485.3	331172	L= 495
2.0 GDI (H67W, H77W)	95	10/00→06/07	➡	am Bremssattel / außen	2	24.5160-0215.3	331154	L= 215
			➡	innen	2	24.5279-0225.3	331163	L= 225
<b>MITSUBISHI - PAJERO SPORT I (K7_, K9_) 07/96→</b>								
 <b>Bremssattel</b>								
2.5 TD (K94W, K74T)	85	07/02→	←	☐; → 02/09		24.3431-1705.5	240365	- Halter
2.5 TD (K94W)	73	11/98→						
2.5 TD (K94W)	98	08/03→	←	☐; → 02/09		24.3431-1706.5	240366	- Halter
 <b>Bremsschlauch</b>								
2.5 TD (K94W, K74T)	85	07/02→	←	innen; → 02/09	2	24.5158-0164.3	331152	L= 165
2.5 TD (K94W)	73	11/98→						
2.5 TD (K94W)	98	08/03→	←	am Bremssattel / außen; → 02/09	2	24.5284-0400.3	331060	L= 400
3.0 V6 (K96W)	125	06/00→	➡	innen; → 02/09	2	24.5159-0195.3	331153	L= 195
3.0 V6 (K96W)	130	11/98→	←	innen; → 09/01	2	24.5158-0164.3	331152	L= 165
			←	am Bremssattel / außen; → 09/01	2	24.5284-0400.3	331060	L= 400
			➡	innen; → 09/01	2	24.5159-0195.3	331153	L= 195
<b>MITSUBISHI - PAJERO SPORT II (KH_, KG_) 01/08→</b>								
 <b>Bremsschlauch</b>								
3.0 4WD	162	09/08→	←	☐; 11/09→		24.5241-0720.3	331415	L= 720
			←	☐; 11/09→		24.5241-0721.3	331416	L= 720
<b>MITSUBISHI - SANTAMO 03/99→12/04</b>								
 <b>Bremssattel</b>								
2.0 16V	102	05/99→12/04	←	☐		24.3541-1815.5	240383	SUM - Halter
2.0 16V 4WD	102	05/99→12/04	←	☐		24.3541-1816.5	240384	SUM - Halter
<b>MITSUBISHI - SPACE RUNNER (N1_W, N2_W) 10/91→08/99</b>								
 <b>Bremssattel</b>								
1.8 (N11W)	85	06/96→08/99	←	☐		24.3541-1815.5	240383	SUM - Halter
1.8 (N11W)	90	10/91→08/99						
1.8 4WD (N21W)	85	06/96→08/99	←	☐		24.3541-1816.5	240384	SUM - Halter
1.8 4WD (N21W)	90	10/91→08/99						
2.0 TD (N18W)	60	10/92→08/99						
<b>MITSUBISHI - SPACE RUNNER (N6_W) 08/99→01/03</b>								
 <b>Bremssattel</b>								
2.0 (N63W)	100	08/99→08/02	←	☐; 09/99→ 04/00		24.3431-1701.5	240437	- Halter
2.4 GDI	108	08/99→08/02						
2.4 GDI	110	08/99→01/03	←	☐; 09/99→ 04/00		24.3431-1702.5	240438	- Halter
<b>MITSUBISHI - SPACE STAR Großraumlimousine (DG_A) 06/98→12/04</b>								
 <b>Bremssattel</b>								
1.3 16V (DG1A)	60	09/00→12/04	←	☐		24.3541-1783.5	240269	TRW - Halter
1.3 16V (DG1A)	61	12/98→12/04						
1.3 16V (DG1A)	63	06/98→12/04	←	☐		24.3541-1784.5	240270	TRW - Halter
1.8 GDI (DG5A)	87	06/98→12/04	➡	☐; + ABS		24.3384-1743.5	240319	TRW - Halter
1.8 GDI (DG5A)	90	06/98→12/04						
1.8 MPI	82	10/02→12/04	➡	☐; + ABS		24.3384-1744.5	240320	TRW - Halter
1.6 16V (DG3A)	72	01/01→12/04	←	☐; 09/01→		24.3541-1783.5	240269	TRW - Halter
			←	☐; 09/01→		24.3541-1784.5	240270	TRW - Halter
			➡	☐; 09/01→		24.3384-1743.5	240319	TRW - Halter
			➡	☐; 09/01→		24.3384-1744.5	240320	TRW - Halter
↓								

























	kw					! #		
<b>MITSUBISHI - SPACE STAR Großraumlimousine (DG_A) 06/98→12/04</b>								
 <b>Bremssattel</b>								
1.9 DI-D	85	10/02→12/04	←	<input type="checkbox"/>		24.3541-1783.5	240269	TRW - Halter
1.9 DI-D (DG4A)	75	02/01→12/04	←	<input type="checkbox"/>		24.3541-1784.5	240270	TRW - Halter
			→	<input type="checkbox"/>		24.3384-1743.5	240319	TRW - Halter
			→	<input type="checkbox"/>		24.3384-1744.5	240320	TRW - Halter
 <b>Bremsschlauch</b>								
1.3 16V (DG1A)	60	09/00→12/04	←			2	24.5248-0461.3	330707 L= 460
1.3 16V (DG1A)	61	12/98→12/04	→			2	24.5249-0416.3	330708 L= 416
1.3 16V (DG1A)	63	06/98→12/04	→					
1.8 GDI (DG5A)	87	06/98→12/04						
1.8 GDI (DG5A)	90	06/98→12/04						
1.8 MPI	82	10/02→12/04						
1.9 DI-D	85	10/02→12/04						
1.9 DI-D (DG4A)	75	02/01→12/04						
1.6 16V (DG3A)	72	01/01→12/04	←		09/01→	2	24.5248-0461.3	330707 L= 460
			→		09/01→	2	24.5249-0416.3	330708 L= 416
<b>MITSUBISHI - SPACE WAGON (N3_W, N4_W) 05/91→11/00</b>								
 <b>Bremssattel</b>								
1.8 (N31W)	90	10/91→10/98	←	<input type="checkbox"/>	→ 05/92	24.3541-1815.5	240383	SUM - Halter
1.8 4WD (N41W)	90	10/91→10/98	←	<input type="checkbox"/>	→ 05/92	24.3541-1816.5	240384	SUM - Halter
1.8 TD (N35W)	55	10/91→10/98	←	<input type="checkbox"/>				
2.0 (N33W)	98	10/92→10/98	←	<input type="checkbox"/>		24.3541-1815.5	240383	SUM - Halter
2.0 4WD (N43W)	98	10/92→10/98	←	<input type="checkbox"/>		24.3541-1816.5	240384	SUM - Halter
2.0 TD (N38W)	60	10/92→10/98	←	<input type="checkbox"/>				
<b>MITSUBISHI - SPACE WAGON (N9_W, N8_W) 07/98→12/04</b>								
 <b>Bremssattel</b>								
2.0	98	10/98→12/04	←	<input type="checkbox"/>	05/02→	24.3431-1701.5	240437	- Halter
			←	<input type="checkbox"/>	05/02→	24.3431-1702.5	240438	- Halter
2.4 GDI	108	09/00→12/04	←	<input type="checkbox"/>	→ 08/03	24.3431-1701.5	240437	- Halter
2.4 GDI	110	10/98→12/04	←	<input type="checkbox"/>				
2.4 GDI 4WD	108	09/00→12/04	←	<input type="checkbox"/>	→ 08/03	24.3431-1702.5	240438	- Halter
2.4 GDI 4WD	110	10/98→12/04	←	<input type="checkbox"/>				
<b>NISSAN - ALMERA I (N15) 07/95→09/00</b>								
 <b>Bremssattel</b>								
1.4	64	09/95→07/00	→	<input type="checkbox"/>	01/98→ 04/00; + ABS	24.3344-1719.5	240343	- Halter
1.4 GX,LX	55	09/95→07/00	→	<input type="checkbox"/>	01/98→ 04/00; + ABS	24.3344-1720.5	240344	- Halter
1.6	73	09/95→07/00	→	<input type="checkbox"/>				
1.6 SLX	66	09/95→07/00	→	<input type="checkbox"/>				
2.0 D	55	11/95→07/00	→	<input type="checkbox"/>				
 <b>Bremsschlauch</b>								
1.4	64	09/95→07/00	←	<input type="checkbox"/>	→ 04/00	24.5283-0470.3	330959	L= 470
1.4 GX,LX	55	09/95→07/00	←	<input type="checkbox"/>	→ 04/00	24.5283-0471.3	330960	L= 470
1.6	73	09/95→07/00	←	<input type="checkbox"/>	→ 04/00			
1.6 SLX	66	09/95→07/00	→	<input type="checkbox"/>	→ 04/00	2	24.5281-0556.3	330955 L= 555
2.0 D	55	11/95→07/00	→	<input type="checkbox"/>				
<b>NISSAN - ALMERA I Hatchback (N15) 07/95→01/01</b>								
 <b>Bremssattel</b>								
1.4	64	09/95→03/00	→	<input type="checkbox"/>	01/98→; + ABS	24.3344-1719.5	240343	- Halter
1.4 S,GX,LX	55	09/95→03/00	→	<input type="checkbox"/>	01/98→; + ABS	24.3344-1720.5	240344	- Halter
1.6	73	09/95→03/00	→	<input type="checkbox"/>				
1.6 SR,SLX	66	09/95→03/00	→	<input type="checkbox"/>				
2.0 D	55	11/95→03/00	→	<input type="checkbox"/>				
2.0 GTi	105	07/96→03/00	→	<input type="checkbox"/>				
 <b>Bremsschlauch</b>								
1.4	64	09/95→03/00	←	<input type="checkbox"/>		24.5283-0470.3	330959	L= 470
1.4 S,GX,LX	55	09/95→03/00	←	<input type="checkbox"/>		24.5283-0471.3	330960	L= 470
1.6	73	09/95→03/00	←	<input type="checkbox"/>				
1.6 SR,SLX	66	09/95→03/00	→	<input type="checkbox"/>		2	24.5281-0556.3	330955 L= 555
2.0 D	55	11/95→03/00	→	<input type="checkbox"/>				
2.0 GTi	105	07/96→03/00	→	<input type="checkbox"/>				
<b>NISSAN - ALMERA II (N16) 04/00→</b>								
 <b>Bremssattel</b>								
1.5	66	07/00→11/06	←	<input type="checkbox"/>	→ 03/01; + ABS; Fahrzeugproduktionsland Japan	24.3571-1731.5	240321	TRW - Halter
↓								

























	kw			 	! #		
<b>NISSAN - ALMERA II (N16) 04/00→</b>							
 <b>Bremssattel</b>							
1.5	66	07/00→11/06	←	☐; + ABS	24.3571-1731.5	240321	TRW - Halter
			←	☐; + ABS	24.3571-1732.5	240322	TRW - Halter
			←	☐; → 03/01; + ABS; Fahrzeugproduktionsland Japan	24.3571-1732.5	240322	TRW - Halter
			→	☐; → 03/01; - ABS	24.3344-1717.5	240341	TRW - Halter
			→	☐; → 03/01; - ABS	24.3344-1718.5	240342	TRW - Halter
			→	☐; → 03/01; + ABS; Fahrzeugproduktionsland Japan	24.3344-1719.5	240343	- Halter
			→	☐; → 03/01; + ABS; Fahrzeugproduktionsland Japan	24.3344-1720.5	240344	- Halter
			→	☐; 04/01→; + ABS	24.3344-1723.5	240425	TRW - Halter
→	☐; 04/01→; + ABS	24.3344-1724.5	240426	TRW - Halter			
1.5	72	10/02→09/06	←	☐; + ABS	24.3571-1731.5	240321	TRW - Halter
			←	☐; + ABS	24.3571-1732.5	240322	TRW - Halter
			→	☐; 03/03→	24.3344-1723.5	240425	TRW - Halter
			→	☐; 03/03→	24.3344-1724.5	240426	TRW - Halter
1.5 dCi	60	01/03→09/06	←	☐; + ABS	24.3571-1731.5	240321	TRW - Halter
			←	☐; + ABS	24.3571-1732.5	240322	TRW - Halter
			→	☐	24.3344-1723.5	240425	TRW - Halter
			→	☐	24.3344-1724.5	240426	TRW - Halter
1.8 2.2 Di	84 81	07/00→11/02 07/00→04/03	←	☐	24.3571-1731.5	240321	TRW - Halter
			←	☐; → 03/01; Fahrzeugproduktionsland Japan	24.3571-1731.5	240321	TRW - Halter
			←	☐	24.3571-1732.5	240322	TRW - Halter
			←	☐; → 03/01; Fahrzeugproduktionsland Japan	24.3571-1732.5	240322	TRW - Halter
			→	☐; → 03/01; - ABS	24.3344-1717.5	240341	TRW - Halter
			→	☐; → 03/01; - ABS	24.3344-1718.5	240342	TRW - Halter
			→	☐; → 03/01; Fahrzeugproduktionsland Japan	24.3344-1719.5	240343	- Halter
			→	☐; → 03/01; Fahrzeugproduktionsland Japan	24.3344-1720.5	240344	- Halter
→	☐; 04/01→; + ABS	24.3344-1723.5	240425	TRW - Halter			
→	☐; 04/01→; + ABS	24.3344-1724.5	240426	TRW - Halter			
1.8	85	10/02→09/06	←	☐	24.3571-1731.5	240321	TRW - Halter
			←	☐	24.3571-1732.5	240322	TRW - Halter
			→	☐; 03/03→	24.3344-1723.5	240425	TRW - Halter
			→	☐; 03/03→	24.3344-1724.5	240426	TRW - Halter
2.2 dCi 2.2 dCi	82 100	09/03→09/06 09/03→09/06	←	☐	24.3571-1731.5	240321	TRW - Halter
			←	☐	24.3571-1732.5	240322	TRW - Halter
			→	☐	24.3344-1723.5	240425	TRW - Halter
			→	☐	24.3344-1724.5	240426	TRW - Halter
 <b>Bremsschlauch</b>							
1.5	66	07/00→11/06	←	☐	24.5266-0452.3	330930	L= 452
			←	☐	24.5266-0453.3	330931	L= 452
			→	☐; + ABS	24.5281-0553.3	331004	L= 555
			→	☐; + ABS	24.5281-0554.3	331005	L= 555
			→	☐; → 03/01; + ABS; Fahrzeugproduktionsland Japan	24.5281-0557.3	330956	L= 555
1.5 1.5 dCi	72 60	10/02→09/06 01/03→09/06	←	☐	24.5266-0452.3	330930	L= 452
			←	☐	24.5266-0453.3	330931	L= 452
			→	☐; + ABS	24.5281-0553.3	331004	L= 555
→	☐; + ABS	24.5281-0554.3	331005	L= 555			
1.8 2.2 Di	84 81	07/00→11/02 07/00→04/03	←	☐	24.5266-0452.3	330930	L= 452
			←	☐	24.5266-0453.3	330931	L= 452
			→	☐	24.5281-0553.3	331004	L= 555
↓							










































































	kw			 	! #		
<b>NISSAN - ALMERA II (N16) 04/00→</b>							
 <b>Bremsschlauch</b>							
1.8 2.2 Di	84 81	07/00→11/02 07/00→04/03	→	<input type="checkbox"/>		24.5281-0554.3 331005	L= 555
			→	<input type="checkbox"/> ; → 03/01; Fahrzeugproduktionsland Japan		24.5281-0557.3 330956	L= 555
1.8 2.2 dCi 2.2 dCi	85 82 100	10/02→09/06 09/03→09/06 09/03→09/06	←	<input type="checkbox"/>		24.5266-0452.3 330930	L= 452
			←	<input type="checkbox"/>		24.5266-0453.3 330931	L= 452
			→	<input type="checkbox"/>		24.5281-0553.3 331004	L= 555
			→	<input type="checkbox"/>		24.5281-0554.3 331005	L= 555
<b>NISSAN - ALMERA II Hatchback (N16) 01/00→</b>							
 <b>Bremssattel</b>							
1.5	66	03/00→11/06	←	<input type="checkbox"/> ; → 03/01; + ABS; Fahrzeugproduktionsland Japan		24.3571-1731.5 240321	TRW - Halter
			←	<input type="checkbox"/> ; + ABS		24.3571-1731.5 240321	TRW - Halter
			←	<input type="checkbox"/> ; + ABS		24.3571-1732.5 240322	TRW - Halter
			←	<input type="checkbox"/> ; → 03/01; + ABS; Fahrzeugproduktionsland Japan		24.3571-1732.5 240322	TRW - Halter
			→	<input type="checkbox"/> ; → 03/01; - ABS		24.3344-1717.5 240341	TRW - Halter
			→	<input type="checkbox"/> ; → 03/01; - ABS		24.3344-1718.5 240342	TRW - Halter
			→	<input type="checkbox"/> ; → 03/01; + ABS; Fahrzeugproduktionsland Japan		24.3344-1719.5 240343	- Halter
			→	<input type="checkbox"/> ; → 03/01; + ABS; Fahrzeugproduktionsland Japan		24.3344-1720.5 240344	- Halter
			→	<input type="checkbox"/> ; 04/01→; + ABS		24.3344-1723.5 240425	TRW - Halter
			→	<input type="checkbox"/> ; 04/01→; + ABS		24.3344-1724.5 240426	TRW - Halter
1.5	72	10/02→09/06	←	<input type="checkbox"/> ; + ABS		24.3571-1731.5 240321	TRW - Halter
			←	<input type="checkbox"/> ; + ABS		24.3571-1732.5 240322	TRW - Halter
			→	<input type="checkbox"/> ; 03/03→		24.3344-1723.5 240425	TRW - Halter
			→	<input type="checkbox"/> ; 03/03→		24.3344-1724.5 240426	TRW - Halter
1.5 dCi	60	01/03→09/06	←	<input type="checkbox"/> ; + ABS		24.3571-1731.5 240321	TRW - Halter
			←	<input type="checkbox"/> ; + ABS		24.3571-1732.5 240322	TRW - Halter
			→	<input type="checkbox"/>		24.3344-1723.5 240425	TRW - Halter
			→	<input type="checkbox"/>		24.3344-1724.5 240426	TRW - Halter
1.8	84	01/00→11/02	←	<input type="checkbox"/> ; 03/00→ 03/01; Fahrzeugproduktionsland Japan		24.3571-1731.5 240321	TRW - Halter
			←	<input type="checkbox"/> ; 02/00→		24.3571-1731.5 240321	TRW - Halter
			←	<input type="checkbox"/> ; 02/00→		24.3571-1732.5 240322	TRW - Halter
			←	<input type="checkbox"/> ; 03/00→ 03/01; Fahrzeugproduktionsland Japan		24.3571-1732.5 240322	TRW - Halter
			→	<input type="checkbox"/> ; 02/00→ 03/01; - ABS		24.3344-1717.5 240341	TRW - Halter
			→	<input type="checkbox"/> ; 02/00→ 03/01; - ABS		24.3344-1718.5 240342	TRW - Halter
			→	<input type="checkbox"/> ; 03/00→ 03/01; Fahrzeugproduktionsland Japan		24.3344-1719.5 240343	- Halter
			→	<input type="checkbox"/> ; 03/00→ 03/01; Fahrzeugproduktionsland Japan		24.3344-1720.5 240344	- Halter
			→	<input type="checkbox"/> ; 04/01→; + ABS		24.3344-1723.5 240425	TRW - Halter
			→	<input type="checkbox"/> ; 04/01→; + ABS		24.3344-1724.5 240426	TRW - Halter
1.8	85	10/02→09/06	←	<input type="checkbox"/>		24.3571-1731.5 240321	TRW - Halter
			←	<input type="checkbox"/>		24.3571-1732.5 240322	TRW - Halter
			→	<input type="checkbox"/> ; 03/03→		24.3344-1723.5 240425	TRW - Halter
			→	<input type="checkbox"/> ; 03/03→		24.3344-1724.5 240426	TRW - Halter
2.2 dCi 2.2 dCi	82 100	09/03→09/06 09/03→09/06	←	<input type="checkbox"/>		24.3571-1731.5 240321	TRW - Halter
			←	<input type="checkbox"/>		24.3571-1732.5 240322	TRW - Halter
			→	<input type="checkbox"/>		24.3344-1723.5 240425	TRW - Halter
			→	<input type="checkbox"/>		24.3344-1724.5 240426	TRW - Halter
2.2 Di	81	03/00→04/03	←	<input type="checkbox"/>		24.3571-1731.5 240321	TRW - Halter
			←	<input type="checkbox"/> ; → 03/01; Fahrzeugproduktionsland Japan		24.3571-1731.5 240321	TRW - Halter
			←	<input type="checkbox"/>		24.3571-1732.5 240322	TRW - Halter
↓							

	kw			 	! #				
<b>NISSAN - ALMERA II Hatchback (N16) 01/00→</b>									
 <b>Bremssattel</b>									
2.2 Di	81	03/00→04/03	←	☐; → 03/01; Fahrzeugproduktionsland Japan	24.3571-1732.5	240322	TRW - Halter		
			→	☐; → 03/01; - ABS	24.3344-1717.5	240341	TRW - Halter		
			→	☐; → 03/01; - ABS	24.3344-1718.5	240342	TRW - Halter		
			→	☐; → 03/01; Fahrzeugproduktionsland Japan	24.3344-1719.5	240343	- Halter		
			→	☐; → 03/01; Fahrzeugproduktionsland Japan	24.3344-1720.5	240344	- Halter		
			→	☐; 04/01→; + ABS	24.3344-1723.5	240425	TRW - Halter		
			→	☐; 04/01→; + ABS	24.3344-1724.5	240426	TRW - Halter		
 <b>Bremsschlauch</b>									
1.5	66	03/00→11/06	←	☐	24.5266-0452.3	330930	L= 452		
			←	☐	24.5266-0453.3	330931	L= 452		
			→	☐; + ABS	24.5281-0553.3	331004	L= 555		
			→	☐; + ABS	24.5281-0554.3	331005	L= 555		
			→	☐; → 03/01; + ABS; Fahrzeugproduktionsland Japan	24.5281-0557.3	330956	L= 555		
1.5 1.5 dCi	72 60	10/02→09/06 01/03→09/06	←	☐	24.5266-0452.3	330930	L= 452		
			←	☐	24.5266-0453.3	330931	L= 452		
			→	☐; + ABS	24.5281-0553.3	331004	L= 555		
			→	☐; + ABS	24.5281-0554.3	331005	L= 555		
1.8	84	01/00→11/02	←	☐; 02/00→	24.5266-0452.3	330930	L= 452		
			←	☐; 02/00→	24.5266-0453.3	330931	L= 452		
			→	☐; 02/00→	24.5281-0553.3	331004	L= 555		
			→	☐; 02/00→	24.5281-0554.3	331005	L= 555		
			→	☐; 03/00→ 03/01; Fahrzeugproduktionsland Japan	24.5281-0557.3	330956	L= 555		
1.8 2.2 dCi 2.2 dCi	85 82 100	10/02→09/06 09/03→09/06 09/03→09/06	←	☐	24.5266-0452.3	330930	L= 452		
			←	☐	24.5266-0453.3	330931	L= 452		
			→	☐	24.5281-0553.3	331004	L= 555		
			→	☐	24.5281-0554.3	331005	L= 555		
			→	☐	24.5281-0557.3	330956	L= 555		
2.2 Di	81	03/00→04/03	←	☐	24.5266-0452.3	330930	L= 452		
			←	☐	24.5266-0453.3	330931	L= 452		
			→	☐	24.5281-0553.3	331004	L= 555		
			→	☐	24.5281-0554.3	331005	L= 555		
			→	☐; → 03/01; Fahrzeugproduktionsland Japan	24.5281-0557.3	330956	L= 555		
<b>NISSAN - ALMERA TINO (V10) 12/98→02/06</b>									
 <b>Bremssattel</b>									
1.8 1.8 2.2 dCi 2.2 dCi	84 85 82 100	08/00→02/06 12/02→02/06 09/03→02/06 09/03→02/06	←	☐; → 11/05	24.3571-1781.5	240745	- Halter		
			←	☐; → 11/05	24.3571-1782.5	240746	- Halter		
			←	☐	24.3571-1781.5	240745	- Halter		
			←	☐	24.3571-1782.5	240746	- Halter		
2.0	100	08/00→01/03	←	☐	24.3571-1781.5	240745	- Halter		
			←	☐	24.3571-1782.5	240746	- Halter		
2.2 dCi	84	08/00→02/06	←	☐; → 08/03	24.3571-1781.5	240745	- Halter		
			←	☐; → 08/03	24.3571-1782.5	240746	- Halter		
<b>NISSAN - CABSTAR E (TL_, VL_) 07/92→11/06</b>									
 <b>Bremssattel</b>									
105.35, 110.35, 110.45 (TL0) 120.35, 120.45 (TL0) 75.28 (TL0) 90.32, 90.28, 95.32, 95.28 (TL0)	78 88 55 66	10/98→10/06 10/98→10/06 10/98→10/06 10/98→10/06	←	☐; 09/01→ 12/03	24.3481-1783.5	240591	- Halter		
			←	☐; 09/01→ 12/03	24.3481-1784.5	240592	- Halter		















	kw			 	! #		
<b>NISSAN - CUBE (Z12) 09/07→</b>							
 <b>Bremssattel</b>							
1.5 dCi	78	10/09→	➔	☐; 07/10→ 03/11		24.3351-1701.5 240725	- Halter
1.5 dCi	81	03/10→	➔	☐; 07/10→ 03/11		24.3351-1702.5 240726	- Halter
1.6 16V	81	08/09→	➔				
<b>NISSAN - INTERSTAR Bus (X70) 04/02→</b>							
 <b>Bremssattel</b>							
dCi 100	73	11/03→	➔	☐; → 06/10		24.3424-1701.5 240561	BOS - Halter
dCi 100	74	04/06→	➔	☐; → 06/10		24.3424-1702.5 240562	BOS - Halter
dCi 120	88	09/06→	➔				
dCi 150	107	09/06→	➔				
dCi 115	84	07/02→08/06	➔	☐		24.3424-1701.5 240561	BOS - Halter
			➔	☐		24.3424-1702.5 240562	BOS - Halter
dCi 140	100	11/03→	➔	☐; → 08/06		24.3424-1701.5 240561	BOS - Halter
dCi 90	66	07/02→	➔	☐; → 08/06		24.3424-1702.5 240562	BOS - Halter
dCi 80	60	04/02→08/06	➔	☐; 07/02→		24.3424-1701.5 240561	BOS - Halter
			➔	☐; 07/02→		24.3424-1702.5 240562	BOS - Halter
 <b>Bremsschlauch</b>							
dCi 100	73	11/03→		☐; → 06/10; - ABS	2	24.5134-0457.3 330752	L= 457
dCi 100	74	04/06→		☐; → 06/10; - ABS	2	24.5134-0468.3 330704	L= 468
dCi 120	88	09/06→		☐; → 06/10; + ABS	2	24.5111-0510.3 330819	L= 510
dCi 150	107	09/06→	➔	☐; → 06/10		24.5251-0465.3 330822	L= 465
			➔	☐; → 06/10		24.5258-0450.3 330824	L= 450
dCi 115	84	07/02→08/06		☐; → 10/03; + ABS	2	24.5134-0457.3 330752	L= 457
				☐; - ABS	2	24.5134-0457.3 330752	L= 457
				☐; → 10/03; + ABS	2	24.5134-0468.3 330704	L= 468
				☐; - ABS	2	24.5134-0468.3 330704	L= 468
			➔	☐; 11/03→; + ABS	2	24.5111-0510.3 330819	L= 510
			➔	☐; → 10/03; am Bremssattel	2	24.5111-0326.3 330766	L= 326
			➔	☐; 11/03→		24.5251-0465.3 330822	L= 465
			➔	☐; 11/03→		24.5258-0450.3 330824	L= 450
dCi 140	100	11/03→		☐; → 08/06; - ABS	2	24.5134-0457.3 330752	L= 457
				☐; → 08/06; - ABS	2	24.5134-0468.3 330704	L= 468
			➔	☐; → 08/06; + ABS	2	24.5111-0510.3 330819	L= 510
			➔	☐; → 08/06		24.5251-0465.3 330822	L= 465
			➔	☐; → 08/06		24.5258-0450.3 330824	L= 450
dCi 80	60	04/02→08/06		☐; 07/02→ 10/03; + ABS	2	24.5134-0457.3 330752	L= 457
				☐; 07/02→; - ABS	2	24.5134-0457.3 330752	L= 457
				☐; 07/02→; - ABS	2	24.5134-0468.3 330704	L= 468
				☐; 07/02→ 10/03; + ABS	2	24.5134-0468.3 330704	L= 468
			➔	☐; 11/03→; + ABS	2	24.5111-0510.3 330819	L= 510
			➔	☐; 07/02→ 10/03; am Bremssattel	2	24.5111-0326.3 330766	L= 326
			➔	☐; 11/03→		24.5251-0465.3 330822	L= 465
			➔	☐; 11/03→		24.5258-0450.3 330824	L= 450
dCi 90	66	07/02→		☐; → 10/03; + ABS	2	24.5134-0457.3 330752	L= 457
				☐; → 08/06; - ABS	2	24.5134-0457.3 330752	L= 457
				☐; → 10/03; + ABS	2	24.5134-0468.3 330704	L= 468
				☐; → 08/06; - ABS	2	24.5134-0468.3 330704	L= 468
			➔	☐; 11/03→ 08/06; + ABS	2	24.5111-0510.3 330819	L= 510
			➔	☐; → 10/03; am Bremssattel	2	24.5111-0326.3 330766	L= 326
			➔	☐; 11/03→ 08/06		24.5251-0465.3 330822	L= 465
			➔	☐; 11/03→ 08/06		24.5258-0450.3 330824	L= 450
<b>NISSAN - INTERSTAR Kasten (X70) 04/02→</b>							
 <b>Bremssattel</b>							
dCi 100	73	11/03→	➔	☐; → 06/10		24.3424-1701.5 240561	BOS - Halter
dCi 100	74	04/06→	➔	☐; → 06/10		24.3424-1702.5 240562	BOS - Halter
dCi 120	88	09/06→					
dCi 150	107	09/06→					
↓							


















	kw			 	! #		
<b>NISSAN - INTERSTAR Kasten (X70) 04/02→</b>							
 <b>Bremssattel</b>							
dCi 115	84	04/02→	➡	☐; → 08/06		24.3424-1701.5 240561	BOS - Halter
dCi 140	100	11/03→	➡	☐; → 08/06		24.3424-1702.5 240562	BOS - Halter
dCi 90	66	07/02→	➡	☐; → 08/06		24.3424-1701.5 240561	BOS - Halter
dCi 80	60	04/02→08/06	➡	☐; 07/02→		24.3424-1702.5 240562	BOS - Halter
			➡	☐; 07/02→			
 <b>Bremsschlauch</b>							
dCi 100	73	11/03→		☐; → 06/10; - ABS	2	24.5134-0457.3 330752	L= 457
dCi 100	74	04/06→		☐; → 06/10; - ABS	2	24.5134-0468.3 330704	L= 468
dCi 120	88	09/06→	←	→ 06/10; + ABS	2	24.5111-0510.3 330819	L= 510
dCi 150	107	09/06→	➡	☐; → 06/10		24.5251-0465.3 330822	L= 465
			➡	☐; → 06/10		24.5258-0450.3 330824	L= 450
dCi 115	84	04/02→		☐; → 10/03; + ABS	2	24.5134-0457.3 330752	L= 457
dCi 90	66	07/02→		☐; → 08/06; - ABS	2	24.5134-0457.3 330752	L= 457
				☐; → 10/03; + ABS	2	24.5134-0468.3 330704	L= 468
				☐; → 08/06; - ABS	2	24.5134-0468.3 330704	L= 468
			←	11/03→ 08/06; + ABS	2	24.5111-0510.3 330819	L= 510
			➡	☐; → 10/03; am Bremssattel	2	24.5111-0326.3 330766	L= 326
			➡	☐; 11/03→ 08/06		24.5251-0465.3 330822	L= 465
			➡	☐; 11/03→ 08/06		24.5258-0450.3 330824	L= 450
dCi 140	100	11/03→		☐; → 08/06; - ABS	2	24.5134-0457.3 330752	L= 457
				☐; → 08/06; - ABS	2	24.5134-0468.3 330704	L= 468
			←	→ 08/06; + ABS	2	24.5111-0510.3 330819	L= 510
			➡	☐; → 08/06		24.5251-0465.3 330822	L= 465
			➡	☐; → 08/06		24.5258-0450.3 330824	L= 450
dCi 80	60	04/02→08/06		☐; 07/02→ 10/03; + ABS	2	24.5134-0457.3 330752	L= 457
				☐; 07/02→; - ABS	2	24.5134-0457.3 330752	L= 457
				☐; 07/02→; - ABS	2	24.5134-0468.3 330704	L= 468
				☐; 07/02→ 10/03; + ABS	2	24.5134-0468.3 330704	L= 468
			←	11/03→; + ABS	2	24.5111-0510.3 330819	L= 510
			➡	☐; 07/02→ 10/03; am Bremssattel	2	24.5111-0326.3 330766	L= 326
			➡	☐; 11/03→		24.5251-0465.3 330822	L= 465
			➡	☐; 11/03→		24.5258-0450.3 330824	L= 450
<b>NISSAN - INTERSTAR Pritsche/Fahrgestell 08/03→</b>							
 <b>Bremssattel</b>							
dCi 100	73	02/04→	➡	☐; → 06/10		24.3424-1701.5 240561	BOS - Halter
			➡	☐; → 06/10		24.3424-1702.5 240562	BOS - Halter
dCi 115	84	08/03→	➡	☐; → 08/06		24.3424-1701.5 240561	BOS - Halter
dCi 140	100	11/03→	➡	☐; → 08/06		24.3424-1702.5 240562	BOS - Halter
dCi 120	88	08/06→	➡	☐; 09/06→ 06/10		24.3424-1701.5 240561	BOS - Halter
dCi 150	107	08/06→	➡	☐; 09/06→ 06/10		24.3424-1702.5 240562	BOS - Halter
 <b>Bremsschlauch</b>							
dCi 100	73	02/04→		☐; → 06/10; - ABS	2	24.5134-0457.3 330752	L= 457
				☐; → 06/10; - ABS	2	24.5134-0468.3 330704	L= 468
			←	→ 06/10; + ABS	2	24.5111-0510.3 330819	L= 510
			➡	☐; → 06/10		24.5251-0465.3 330822	L= 465
			➡	☐; → 06/10		24.5258-0450.3 330824	L= 450
dCi 115	84	08/03→		☐; → 10/03; + ABS	2	24.5134-0457.3 330752	L= 457
				☐; → 08/06; - ABS	2	24.5134-0457.3 330752	L= 457
				☐; → 10/03; + ABS	2	24.5134-0468.3 330704	L= 468
				☐; → 08/06; - ABS	2	24.5134-0468.3 330704	L= 468
			←	11/03→ 08/06; + ABS	2	24.5111-0510.3 330819	L= 510
			➡	☐; → 10/03; am Bremssattel	2	24.5111-0326.3 330766	L= 326
			➡	☐; 11/03→ 08/06		24.5251-0465.3 330822	L= 465
			➡	☐; 11/03→ 08/06		24.5258-0450.3 330824	L= 450
↓							















	kw			 	! #		
<b>NISSAN - INTERSTAR Pritsche/Fahrgestell 08/03→</b>							
 <b>Bremsschlauch</b>							
dCi 120	88	08/06→		 ; 09/06→ 06/10; - ABS	2	24.5134-0457.3 330752	L= 457
dCi 150	107	08/06→		 ; 09/06→ 06/10; - ABS	2	24.5134-0468.3 330704	L= 468
				09/06→ 06/10; + ABS	2	24.5111-0510.3 330819	L= 510
				 ; 09/06→ 06/10		24.5251-0465.3 330822	L= 465
				 ; 09/06→ 06/10		24.5258-0450.3 330824	L= 450
dCi 140	100	11/03→		 ; → 08/06; - ABS	2	24.5134-0457.3 330752	L= 457
				 ; → 08/06; - ABS	2	24.5134-0468.3 330704	L= 468
				→ 08/06; + ABS	2	24.5111-0510.3 330819	L= 510
				 ; → 08/06		24.5251-0465.3 330822	L= 465
				 ; → 08/06		24.5258-0450.3 330824	L= 450
<b>NISSAN - JUKE (F15) 06/10→</b>							
 <b>Bremssattel</b>							
1.2 DIG-T	85	05/14→				24.3351-1701.5 240725	- Halter
1.5 dCi	81	06/10→					
1.6	69	01/13→				24.3351-1702.5 240726	- Halter
1.6	86	06/10→					
1.6 DIG-T	140	06/10→					
1.6 DIG-T 4x4	140	06/10→					
1.6 DIG-T NISMO	147	03/13→07/14					
1.6 DIG-T NISMO 4x4	147	02/13→07/14					
1.6 DIG-T NISMO RS	160	08/14→					
1.6 DIG-T NISMO RS 4x4	157	08/14→					
1.6 LPG	85	01/12→					
 <b>Bremsschlauch</b>							
1.2 DIG-T	85	05/14→				24.5293-0635.3 331440	L= 635
1.5 dCi	81	06/10→					
1.6	69	01/13→				24.5293-0636.3 331441	L= 635
1.6	86	06/10→		 / außen		24.5281-0198.3 331551	L= 200
1.6 DIG-T	140	06/10→		 / außen		24.5281-0199.3 331552	L= 200
1.6 DIG-T NISMO	147	03/13→07/14		 / außen		24.5281-0199.3 331552	L= 200
1.6 DIG-T NISMO RS	160	08/14→					
1.6	83	07/18→		 / außen		24.5281-0198.3 331551	L= 200
1.6 LPG	80	09/18→		 / außen		24.5281-0199.3 331552	L= 200
1.6 DIG-T 4x4	140	06/10→		 ; Fahrzeugproduktionsland Großbritannien		24.5293-0635.3 331440	L= 635
				 ; Fahrzeugproduktionsland Großbritannien		24.5293-0636.3 331441	L= 635
				 / außen; Fahrzeugproduktionsland Großbritannien		24.5281-0198.3 331551	L= 200
				 / außen; Fahrzeugproduktionsland Großbritannien		24.5281-0199.3 331552	L= 200
1.6 DIG-T NISMO 4x4	147	02/13→07/14				24.5293-0635.3 331440	L= 635
1.6 DIG-T NISMO RS 4x4	157	08/14→				24.5293-0636.3 331441	L= 635
1.6 LPG	85	01/12→					
<b>NISSAN - KUBISTAR Kasten (X76) 08/03→</b>							
 <b>Bremssattel</b>							
1.2	44	08/03→		 ; → 08/05		24.3541-1765.5 240235	BOS - Halter
1.5 dCi	42	08/03→10/09					
1.5 dCi	48	08/03→		 ; → 08/05		24.3541-1766.5 240236	BOS - Halter
1.5 dCi	60	08/03→					
1.2 16V	55	04/06→		 ; → 10/09		24.3541-1765.5 240235	BOS - Halter
1.6 16V	70	08/03→		 ; → 10/09		24.3541-1766.5 240236	BOS - Halter
1.5 dCi	45	08/05→		 ; 09/05→ 10/09		24.3541-1765.5 240235	BOS - Halter
				 ; 09/05→ 10/09		24.3541-1766.5 240236	BOS - Halter
1.5 dCi 70	50	09/05→10/09				24.3541-1765.5 240235	BOS - Halter
dCi 85	62	04/06→10/09				24.3541-1766.5 240236	BOS - Halter
 <b>Bremsschlauch</b>							
1.2	44	08/03→		→ 08/05	2	24.5111-0336.3 330570	L= 335
1.5 dCi	42	08/03→10/09					

























	kw					! #		
<b>NISSAN - KUBISTAR Kasten (X76) 08/03→</b>								
 <b>Bremsschlauch</b>								
1.5 dCi	48	08/03→	➔	☐; → 08/05			24.5229-0193.3 330571	L= 193
1.5 dCi	60	08/03→						
1.2 16V	55	04/06→	➔	→ 10/09	2	24.5111-0336.3 330570		L= 335
1.6 16V	70	08/03→	➔	☐; → 03/08		24.5229-0193.3 330571		L= 193
1.5 dCi	45	08/05→	➔	09/05→ 10/09	2	24.5111-0336.3 330570		L= 335
			➔	☐; 09/05→ 03/08		24.5229-0193.3 330571		L= 193
1.5 dCi 70	50	09/05→10/09	➔		2	24.5111-0336.3 330570		L= 335
dCi 85	62	04/06→10/09	➔	☐; → 03/08		24.5229-0193.3 330571		L= 193
<b>NISSAN - MICRA II (K11) 01/92→12/07</b>								
 <b>Bremssattel</b>								
1.0 i 16V	40	08/92→07/00	➔	☐; - ABS		24.3481-1763.5 240367		AKE - Halter
			➔	☐; - ABS		24.3481-1764.5 240368		AKE - Halter
			➔	☐; + ABS		24.3304-1709.5 240359		AKE - Halter
			➔	☐; + ABS		24.3304-1710.5 240360		AKE - Halter
1.0 i 16V	44	07/00→02/03	➔	☐; → 12/02; - ABS		24.3481-1763.5 240367		AKE - Halter
1.4 i 16V	60	09/00→02/03	➔	☐; → 12/02; - ABS		24.3481-1764.5 240368		AKE - Halter
			➔	☐; → 12/02; + ABS		24.3304-1709.5 240359		AKE - Halter
			➔	☐; → 12/02; + ABS		24.3304-1710.5 240360		AKE - Halter
1.3 i 16V	55	08/92→09/00	➔	☐; → 07/00; - ABS		24.3481-1763.5 240367		AKE - Halter
			➔	☐; → 07/00; - ABS		24.3481-1764.5 240368		AKE - Halter
			➔	☐; → 08/00; + ABS		24.3304-1709.5 240359		AKE - Halter
			➔	☐; → 08/00; + ABS		24.3304-1710.5 240360		AKE - Halter
1.5 D	42	02/98→02/03	➔	☐; → 12/02; - ABS		24.3481-1763.5 240367		AKE - Halter
			➔	☐; → 12/02; - ABS		24.3481-1764.5 240368		AKE - Halter
 <b>Bremsschlauch</b>								
1.0 i 16V	40	08/92→07/00	➔	+ ABS	2	24.5269-0460.3 331026		L= 460,3
			➔	- ABS	2	24.5269-0462.3 331027		L= 462
			➔	02/98→	2	24.5247-0195.3 330919		L= 195
			➔	→ 01/98; - ABS	2	24.5247-0210.3 331023		L= 210
			➔	→ 01/98; + ABS	2	24.5269-0195.3 330935		L= 195
1.0 i 16V	44	07/00→02/03	➔	→ 12/02; + ABS	2	24.5269-0460.3 331026		L= 460,3
1.4 i 16V	60	09/00→02/03	➔	→ 12/02; - ABS	2	24.5269-0462.3 331027		L= 462
1.5 D	42	02/98→02/03	➔	→ 12/02	2	24.5247-0195.3 330919		L= 195
1.3 i 16V	55	08/92→09/00	➔	→ 08/00; + ABS	2	24.5269-0460.3 331026		L= 460,3
			➔	→ 08/00; - ABS	2	24.5269-0462.3 331027		L= 462
			➔	02/98→ 08/00	2	24.5247-0195.3 330919		L= 195
			➔	→ 01/98; - ABS	2	24.5247-0210.3 331023		L= 210
			➔	→ 01/98; + ABS	2	24.5269-0195.3 330935		L= 195
<b>NISSAN - MICRA III (K12) 03/02→06/10</b>								
 <b>Bremssattel</b>								
1.0 16V	48	01/03→06/10	➔	☐		24.3541-1851.5 240709		TRW - Halter
1.2 16V	48	01/03→06/10						
1.2 16V	59	01/03→06/10	➔	☐		24.3541-1852.5 240710		TRW - Halter
1.2 LPG	59	10/02→06/10						
1.4 16V	65	01/03→06/10						
1.5 dCi	48	01/03→06/10						
1.5 dCi	50	06/05→06/10						
1.5 dCi	60	09/03→06/10						
1.5 dCi	63	06/05→06/10						
160 SR	81	05/05→06/10						
 <b>Bremsschlauch</b>								
1.0 16V	48	01/03→06/10	➔	☐		24.5292-0605.3 331030		L= 610
1.2 16V	48	01/03→06/10	➔	☐		24.5293-0605.3 331031		L= 610
1.2 16V	59	01/03→06/10						
1.2 LPG	59	10/02→06/10	➔		2	24.5247-0281.3 330967		L= 280
1.4 16V	65	01/03→06/10						
1.5 dCi	48	01/03→06/10						



	kw					! #		
<b>NISSAN - MICRA III (K12) 03/02→06/10</b>								
 <b>Bremsschlauch</b>								
1.5 dCi	50	06/05→06/10	←	<input type="checkbox"/>			24.5292-0605.3 331030	L= 610
1.5 dCi	60	09/03→06/10	←	<input type="checkbox"/>			24.5293-0605.3 331031	L= 610
1.5 dCi	63	06/05→06/10	←	<input type="checkbox"/>			24.5293-0605.3 331031	L= 610
160 SR	81	05/05→06/10	→			2	24.5247-0281.3 330967	L= 280
<b>NISSAN - MICRA IV (K13_) 05/10→</b>								
 <b>Bremsschlauch</b>								
1.2	59	05/10→	←	<input type="checkbox"/>			24.5293-0567.3 331438	L= 568
1.2 DIG-S	72	03/11→	←	<input type="checkbox"/>			24.5293-0568.3 331439	L= 568
<b>NISSAN - MICRA C+C III (K12) 08/05→</b>								
 <b>Bremssattel</b>								
1.4 16V	65	08/05→	←	<input type="checkbox"/>	→ 12/10		24.3541-1851.5 240709	TRW - Halter
1.6 160 SR	81	08/05→	←	<input type="checkbox"/>	→ 12/10		24.3541-1852.5 240710	TRW - Halter
 <b>Bremsschlauch</b>								
1.4 16V	65	08/05→	←	<input type="checkbox"/>	→ 12/10		24.5292-0605.3 331030	L= 610
1.6 160 SR	81	08/05→	←	<input type="checkbox"/>	→ 12/10		24.5293-0605.3 331031	L= 610
			→		→ 12/10	2	24.5247-0281.3 330967	L= 280
<b>NISSAN - NOTE (E11, NE11) 01/05→08/13</b>								
 <b>Bremssattel</b>								
1.4	65	03/06→06/12	←	<input type="checkbox"/>			24.3541-1851.5 240709	TRW - Halter
1.4 LPG	65	01/06→08/13	←	<input type="checkbox"/>			24.3541-1852.5 240710	TRW - Halter
1.5 dCi	50	03/06→06/12	←	<input type="checkbox"/>				
1.5 dCi	63	03/06→06/12						
1.5 dCi	66	09/10→06/12						
1.5 dCi	76	07/08→06/12						
1.6	81	03/06→06/12						
 <b>Bremsschlauch</b>								
1.4	65	03/06→06/12	←	<input type="checkbox"/>			24.5292-0605.3 331030	L= 610
1.4 LPG	65	01/06→08/13	←	<input type="checkbox"/>			24.5293-0605.3 331031	L= 610
1.5 dCi	50	03/06→06/12	←	<input type="checkbox"/>				
1.5 dCi	63	03/06→06/12	→			2	24.5247-0281.3 330967	L= 280
1.5 dCi	66	09/10→06/12						
1.5 dCi	76	07/08→06/12						
1.6	81	03/06→06/12						
<b>NISSAN - NV300 Kasten (X82) 09/16→</b>								
 <b>Bremssattel</b>								
1.6 dci 120	89	09/16→	→	<input type="checkbox"/>			24.3414-1707.5 240337	TRW - Halter
1.6 dci 125	92	09/16→	→	<input type="checkbox"/>			24.3414-1708.5 240338	TRW - Halter
1.6 dci 145	107	09/16→						
1.6 dci 95	70	09/16→						
2.0 dCi 120	88	07/19→						
2.0 dCi 145	107	07/19→						
2.0 dCi 170	125	07/19→						
 <b>Bremsschlauch</b>								
1.6 dci 120	89	09/16→	←			2	24.5111-0386.3 330503	L= 385
1.6 dci 125	92	09/16→	←					
1.6 dci 145	107	09/16→	→			2	24.5111-0221.3 330818	L= 220
1.6 dci 95	70	09/16→	→				24.5229-0200.3 330572	L= 200
2.0 dCi 120	88	07/19→	←			2	24.5111-0386.3 330503	L= 385
2.0 dCi 145	107	07/19→						
2.0 dCi 170	125	07/19→						
<b>NISSAN - NV300 Kombi (X82) 09/16→</b>								
 <b>Bremssattel</b>								
1.6 dci 120	89	09/16→	→	<input type="checkbox"/>			24.3414-1707.5 240337	TRW - Halter
1.6 dCi 125	92	09/16→	→	<input type="checkbox"/>			24.3414-1708.5 240338	TRW - Halter
1.6 dCi 145	107	09/16→						
1.6 dci 95	70	09/16→						
2.0 dCi 120	88	07/19→						
2.0 dCi 145	107	07/19→						
2.0 dCi 170	125	07/19→						
 <b>Bremsschlauch</b>								
1.6 dci 120	89	09/16→	←			2	24.5111-0386.3 330503	L= 385
↓								

	kw					! #		
<b>NISSAN - NV300 Kombi (X82) 09/16→</b>								
 <b>Bremsschlauch</b>								
1.6 dCi 125	92	09/16→	→			2	24.5111-0221.3 330818	L= 220
1.6 dCi 145	107	09/16→					24.5229-0200.3 330572	L= 200
1.6 dci 95	70	09/16→						
2.0 dCi 120	88	07/19→	←			2	24.5111-0386.3 330503	L= 385
2.0 dCi 145	107	07/19→						
2.0 dCi 170	125	07/19→						
<b>NISSAN - NV300 Pritsche/Fahrgestell (X82) 09/16→</b>								
 <b>Bremssattel</b>								
1.6 dci 145	107	09/16→	→	☐			24.3414-1707.5 240337	TRW - Halter
			→	☐			24.3414-1708.5 240338	TRW - Halter
 <b>Bremsschlauch</b>								
1.6 dci 145	107	09/16→	←			2	24.5111-0386.3 330503	L= 385
			→			2	24.5111-0221.3 330818	L= 220
							24.5229-0200.3 330572	L= 200
<b>NISSAN - PRIMASTAR Bus (X83) 03/01→</b>								
 <b>Bremssattel</b>								
2.0	86	04/06→	←	☐			24.3451-1713.5 240329	TRW - Halter
2.0	88	03/01→						
dCi 115	84	09/08→	←	☐			24.3451-1714.5 240330	TRW - Halter
dCi 120	84	09/06→	→	☐			24.3414-1707.5 240337	TRW - Halter
dCi 150	107	09/06→	→	☐			24.3414-1708.5 240338	TRW - Halter
dCi 90	66	09/06→	→	☐				
dCi 100	74	03/01→	←	☐; → 08/06			24.3451-1713.5 240329	TRW - Halter
dCi 80	60	03/01→	←	☐; → 08/06			24.3451-1714.5 240330	TRW - Halter
			→	☐; → 08/06			24.3414-1707.5 240337	TRW - Halter
			→	☐; → 08/06			24.3414-1708.5 240338	TRW - Halter
dCi 140	99	07/03→	←	☐; → 08/06			24.3451-1713.5 240329	TRW - Halter
			←	☐; → 08/06			24.3451-1714.5 240330	TRW - Halter
			→	☐; 09/03→ 08/06			24.3414-1707.5 240337	TRW - Halter
			→	☐; 09/03→ 08/06			24.3414-1708.5 240338	TRW - Halter
 <b>Bremsschlauch</b>								
2.0	86	04/06→			am Bremssattel	2	24.5111-0221.3 330818	L= 220
2.0	88	03/01→	←			2	24.5111-0386.3 330503	L= 385
dCi 115	84	09/08→	→					
dCi 120	84	09/06→	→			2	24.5229-0200.3 330572	L= 200
dCi 150	107	09/06→						
dCi 90	66	09/06→						
dCi 100	74	03/01→			am Bremssattel; → 08/06	2	24.5111-0221.3 330818	L= 220
dCi 140	99	07/03→	←		→ 08/06	2	24.5111-0386.3 330503	L= 385
dCi 80	60	03/01→	→		→ 08/06	2	24.5229-0200.3 330572	L= 200
<b>NISSAN - PRIMASTAR Kasten (X83) 09/02→</b>								
 <b>Bremssattel</b>								
1.9 dCi 100	74	09/02→	←	☐; → 08/06			24.3451-1713.5 240329	TRW - Halter
1.9 dCi 80	60	09/02→	←	☐; → 08/06			24.3451-1714.5 240330	TRW - Halter
2.5 dCi 140	99	07/03→	→	☐; → 08/06			24.3414-1707.5 240337	TRW - Halter
			→	☐; → 08/06			24.3414-1708.5 240338	TRW - Halter
2.0	86	04/06→	←	☐			24.3451-1713.5 240329	TRW - Halter
2.0	88	02/03→						
2.0 dCi 115	84	09/06→	←	☐			24.3451-1714.5 240330	TRW - Halter
2.0 dCi 90	66	09/06→	→	☐			24.3414-1707.5 240337	TRW - Halter
2.5 dCi 115	84	09/08→	→	☐			24.3414-1708.5 240338	TRW - Halter
2.5 dCi 150	107	09/06→	→	☐				
 <b>Bremsschlauch</b>								
1.9 dCi 100	74	09/02→			am Bremssattel; → 08/06	2	24.5111-0221.3 330818	L= 220
1.9 dCi 80	60	09/02→	←		→ 08/06	2	24.5111-0386.3 330503	L= 385
2.5 dCi 140	99	07/03→	→		→ 08/06	2	24.5229-0200.3 330572	L= 200
2.0	86	04/06→			am Bremssattel	2	24.5111-0221.3 330818	L= 220
2.0	88	02/03→						
2.0 dCi 115	84	09/06→	←			2	24.5111-0386.3 330503	L= 385
↓								

	kw					! #		
<b>NISSAN - PRIMASTAR Kasten (X83) 09/02→</b>								
 <b>Bremsschlauch</b>								
2.0 dCi 90 2.5 dCi 115 2.5 dCi 150	66 84 107	09/06→ 09/08→ 09/06→	→			2	24.5229-0200.3 330572	L= 200
<b>NISSAN - PRIMASTAR Pritsche/Fahrgestell (X83) 07/02→08/06</b>								
 <b>Bremssattel</b>								
1.9 dCi 100 1.9 dCi 80	74 60	07/02→08/06 07/02→08/06	←	☐			24.3451-1713.5 240329	TRW - Halter
			←	☐			24.3451-1714.5 240330	TRW - Halter
			→	☐			24.3414-1707.5 240337	TRW - Halter
			→	☐			24.3414-1708.5 240338	TRW - Halter
2.5 dCi 140	99	07/02→08/06	←	☐			24.3451-1713.5 240329	TRW - Halter
			←	☐			24.3451-1714.5 240330	TRW - Halter
			→	☐; 07/03→			24.3414-1707.5 240337	TRW - Halter
			→	☐; 07/03→			24.3414-1708.5 240338	TRW - Halter
2.5 dCi 150	107	04/06→	←	☐; 09/06→			24.3451-1713.5 240329	TRW - Halter
			←	☐; 09/06→			24.3451-1714.5 240330	TRW - Halter
			→	☐; 09/06→			24.3414-1707.5 240337	TRW - Halter
			→	☐; 09/06→			24.3414-1708.5 240338	TRW - Halter
 <b>Bremsschlauch</b>								
1.9 dCi 100 1.9 dCi 80 2.5 dCi 140	74 60 99	07/02→08/06 07/02→08/06 07/02→08/06			am Bremssattel	2	24.5111-0221.3 330818	L= 220
			←			2	24.5111-0386.3 330503	L= 385
			→			2	24.5229-0200.3 330572	L= 200
2.5 dCi 150	107	04/06→			am Bremssattel; 09/06→	2	24.5111-0221.3 330818	L= 220
			←		09/06→	2	24.5111-0386.3 330503	L= 385
			→		09/06→	2	24.5229-0200.3 330572	L= 200
<b>NISSAN - PRIMERA (P10) 06/90→06/96</b>								
 <b>Bremssattel</b>								
1.6 1.6	66 71	06/90→01/96 06/90→01/96	→	☐; 05/93→; + ABS			24.3344-1701.5 240087	TRW - Halter
			→	☐; 05/93→; + ABS			24.3344-1702.5 240088	TRW - Halter
1.6	75	06/93→01/96	→	☐; + ABS			24.3344-1701.5 240087	TRW - Halter
			→	☐; + ABS			24.3344-1702.5 240088	TRW - Halter
2.0 16V 2.0 GT	85 110	06/90→01/96 06/90→01/96	→	☐			24.3344-1701.5 240087	TRW - Halter
			→	☐			24.3344-1702.5 240088	TRW - Halter
2.0 16V 4x4	85	04/91→06/96	→	☐; 09/94→			24.3344-1701.5 240087	TRW - Halter
			→	☐; 09/94→			24.3344-1702.5 240088	TRW - Halter
2.0 D	55	01/91→01/96	→	☐; 05/93→			24.3344-1701.5 240087	TRW - Halter
			→	☐; 05/93→			24.3344-1702.5 240088	TRW - Halter
2.0 i	92	01/95→06/96	→	☐; → 01/96			24.3344-1701.5 240087	TRW - Halter
			→	☐; → 01/96			24.3344-1702.5 240088	TRW - Halter
<b>Zubehörsatz, Bremssattel</b>								
1.6 1.6	66 71	06/90→01/96 06/90→01/96	→	05/93→; + ABS			24.0101-3401.2 260043	TRW
1.6	75	06/93→01/96	→	+ ABS			24.0101-3401.2 260043	TRW
2.0 16V 2.0 GT	85 110	06/90→01/96 06/90→01/96	→				24.0101-3401.2 260043	TRW
2.0 16V 4x4	85	04/91→06/96	→	09/94→			24.0101-3401.2 260043	TRW
2.0 D	55	01/91→01/96	→	05/93→			24.0101-3401.2 260043	TRW
2.0 i	92	01/95→06/96	→	→ 01/96			24.0101-3401.2 260043	TRW
<b>NISSAN - PRIMERA (P11) 06/96→12/01</b>								
 <b>Bremssattel</b>								
1.6 16V 1.6 16V 1.6 16V 2.0 TD	66 73 78 66	09/96→12/01 09/96→10/00 06/96→12/01 09/96→12/01	←	☐; + ABS			24.3571-1731.5 240321	TRW - Halter
			←	☐; + ABS			24.3571-1732.5 240322	TRW - Halter
1.8 16V	84	08/99→12/01	←	☐; + ABS			24.3571-1731.5 240321	TRW - Halter
↓								

	kw					! #		
<b>NISSAN - PRIMERA (P11) 06/96→12/01</b>								
 <b>Bremssattel</b>								
2.0 16V 2.0 16V	85 103	09/96→12/01 08/99→12/01	← → →	☐; + ABS ☐; → 03/01 ☐; → 03/01		24.3571-1732.5 24.3344-1717.5 24.3344-1718.5	240322 240341 240342	TRW - Halter TRW - Halter TRW - Halter
2.0 16V 2.0 16V 2.0 16V	96 105 110	09/96→12/01 06/96→12/01 09/96→12/01	← ← → →	☐; 04/98→; + ABS ☐; 04/98→; + ABS ☐; → 03/01 ☐; → 03/01		24.3571-1731.5 24.3571-1732.5 24.3344-1717.5 24.3344-1718.5	240321 240322 240341 240342	TRW - Halter TRW - Halter TRW - Halter TRW - Halter
 <b>Bremsschlauch</b>								
1.6 16V 1.6 16V 1.6 16V 1.8 16V 2.0 16V 2.0 16V 2.0 16V 2.0 16V 2.0 16V 2.0 TD	66 73 78 84 85 96 103 105 110 66	09/96→12/01 09/96→10/00 06/96→12/01 08/99→12/01 09/96→12/01 09/96→12/01 08/99→12/01 06/96→12/01 09/96→12/01 09/96→12/01	← ← ← → → → → → → →	☐ ☐ ☐ ☐ ☐ ☐ ☐ ☐ ☐ ☐		24.5267-0390.3 24.5267-0391.3 24.5281-0580.3 24.5281-0585.3	330932 330974 331006 331007	L= 390 L= 390 L= 580 L= 585
<b>NISSAN - PRIMERA (P12) 01/02→</b>								
 <b>Bremssattel</b>								
1.6 1.8 1.9 dCi 2.0	78 85 88 103	03/02→08/08 03/02→10/08 04/03→10/07 03/02→10/08	← ← → →	☐ ☐ ☐ ☐		24.3571-1781.5 24.3571-1782.5 24.3387-7021.5 24.3387-7022.5	240745 240746 241009 241010	- Halter - Halter ATE - Halter ATE - Halter
1.6	80	01/02→04/06	← ← → →	☐; 03/02→ ☐; 03/02→ ☐; 03/02→ ☐; 03/02→		24.3571-1781.5 24.3571-1782.5 24.3387-7021.5 24.3387-7022.5	240745 240746 241009 241010	- Halter - Halter ATE - Halter ATE - Halter
1.8 LPG	85	03/02→	← ← → →	☐ ☐ ☐; → 10/08 ☐; → 10/08		24.3571-1781.5 24.3571-1782.5 24.3387-7021.5 24.3387-7022.5	240745 240746 241009 241010	- Halter - Halter ATE - Halter ATE - Halter
1.9 dCi	85	08/02→10/07	← ← → →	☐; 04/03→ ☐; 04/03→ ☐; 04/03→ ☐; 04/03→		24.3571-1781.5 24.3571-1782.5 24.3387-7021.5 24.3387-7022.5	240745 240746 241009 241010	- Halter - Halter ATE - Halter ATE - Halter
2.2 dCi	102	04/03→	← ← → →	☐; → 10/07 ☐; → 10/07 ☐; → 10/07 ☐; → 10/07		24.3571-1781.5 24.3571-1782.5 24.3387-7021.5 24.3387-7022.5	240745 240746 241009 241010	- Halter - Halter ATE - Halter ATE - Halter
2.2 Di	93	03/02→05/07	← ← → →	☐; → 04/03 ☐; → 04/03 ☐; → 04/03 ☐; → 04/03		24.3571-1781.5 24.3571-1782.5 24.3387-7021.5 24.3387-7022.5	240745 240746 241009 241010	- Halter - Halter ATE - Halter ATE - Halter
<b>Feder, Bremssattel</b>								
1.6 1.8 1.8 LPG 1.9 dCi 2.0	78 85 85 88 103	03/02→08/08 03/02→10/08 03/02→ 04/03→10/07 03/02→10/08	→		2	11.8116-0340.1	390595	ATE
1.6	80	01/02→04/06	→	03/02→	2	11.8116-0340.1	390595	ATE
1.9 dCi	85	08/02→10/07	→	04/03→	2	11.8116-0340.1	390595	ATE
2.2 dCi	102	04/03→	→	→ 10/07	2	11.8116-0340.1	390595	ATE
2.2 Di	93	03/02→05/07	→	→ 04/03	2	11.8116-0340.1	390595	ATE
<b>Führungshülzensatz, Bremssattel</b>								
1.6 1.8 ↓	78 85	03/02→08/08 03/02→10/08	→			11.0101-5407.2	260011	ATE

**NISSAN - PRIMERA (P12) 01/02→**

**Führungshülzensatz, Bremsattel**

1.8 LPG	85	03/02→	➔			11.0101-5407.2	260011	ATE
1.9 dCi	88	04/03→10/07						
2.0	103	03/02→10/08						
1.6	80	01/02→04/06	➔	03/02→		11.0101-5407.2	260011	ATE
1.9 dCi	85	08/02→10/07	➔	04/03→		11.0101-5407.2	260011	ATE
2.2 dCi	102	04/03→	➔	→ 10/07		11.0101-5407.2	260011	ATE
2.2 Di	93	03/02→05/07	➔	→ 04/03		11.0101-5407.2	260011	ATE

**Führungsbolzen, Bremsattel**

1.6	78	03/02→08/08			2	11.8171-0008.1	990049	ATE
1.8	85	03/02→10/08						
1.8 LPG	85	03/02→						
1.9 dCi	88	04/03→10/07						
2.0	103	03/02→10/08						
1.6	80	01/02→04/06		03/02→	2	11.8171-0008.1	990049	ATE
1.9 dCi	85	08/02→10/07		04/03→	2	11.8171-0008.1	990049	ATE
2.2 dCi	102	04/03→		→ 10/07	2	11.8171-0008.1	990049	ATE
2.2 Di	93	03/02→05/07		→ 04/03	2	11.8171-0008.1	990049	ATE

**Bremsschlauch**

1.6	78	03/02→08/08	←	☐		24.5278-0652.3	331189	L= 652
1.8	85	03/02→10/08	←	☐		24.5278-0661.3	331190	L= 661
1.8 LPG	85	03/02→	←	☐				
1.9 dCi	88	04/03→10/07	➔	☐		24.5281-0640.3	330968	L= 640
2.0	103	03/02→10/08	➔	☐		24.5281-0641.3	330969	L= 640
1.6	80	01/02→04/06	←	☐; 03/02→		24.5278-0652.3	331189	L= 652
			←	☐; 03/02→		24.5278-0661.3	331190	L= 661
			➔	☐; 03/02→		24.5281-0640.3	330968	L= 640
			➔	☐; 03/02→		24.5281-0641.3	330969	L= 640
1.9 dCi	85	08/02→10/07	←	☐; 04/03→		24.5278-0652.3	331189	L= 652
			←	☐; 04/03→		24.5278-0661.3	331190	L= 661
			➔	☐; 04/03→		24.5281-0640.3	330968	L= 640
			➔	☐; 04/03→		24.5281-0641.3	330969	L= 640
2.2 dCi	102	04/03→	←	☐; → 10/07		24.5278-0652.3	331189	L= 652
			←	☐; → 10/07		24.5278-0661.3	331190	L= 661
			➔	☐; → 10/07		24.5281-0640.3	330968	L= 640
			➔	☐; → 10/07		24.5281-0641.3	330969	L= 640
2.2 Di	93	03/02→05/07	←	☐; → 04/03		24.5278-0652.3	331189	L= 652
			←	☐; → 04/03		24.5278-0661.3	331190	L= 661
			➔	☐; → 04/03		24.5281-0640.3	330968	L= 640
			➔	☐; → 04/03		24.5281-0641.3	330969	L= 640











**NISSAN - PRIMERA Hatchback (P10) 06/90→06/96**

**Bremssattel**








1.6	66	06/90→01/96	➔	☐; 05/93→; + ABS		24.3344-1701.5	240087	TRW - Halter
			➔	☐; 05/93→; + ABS		24.3344-1702.5	240088	TRW - Halter
2.0 16V	85	06/90→01/96	➔	☐		24.3344-1701.5	240087	TRW - Halter
			➔	☐		24.3344-1702.5	240088	TRW - Halter
2.0 16V 4x4	85	04/91→06/96	➔	☐; 09/94→		24.3344-1701.5	240087	TRW - Halter
			➔	☐; 09/94→		24.3344-1702.5	240088	TRW - Halter
2.0 D	55	01/91→01/96	➔	☐; 05/93→		24.3344-1701.5	240087	TRW - Halter
			➔	☐; 05/93→		24.3344-1702.5	240088	TRW - Halter
2.0 i	92	01/95→06/96	➔	☐; → 01/96		24.3344-1701.5	240087	TRW - Halter
			➔	☐; → 01/96		24.3344-1702.5	240088	TRW - Halter

**Zubehörsatz, Bremsattel**









































1.6	66	06/90→01/96	➔	05/93→; + ABS		24.0101-3401.2	260043	TRW
2.0 16V	85	06/90→01/96	➔			24.0101-3401.2	260043	TRW
2.0 16V 4x4	85	04/91→06/96	➔	09/94→		24.0101-3401.2	260043	TRW
↓								












	kw					! #		
<b>NISSAN - PRIMERA Hatchback (P10) 06/90→06/96</b>								
<b>Zubehörsatz, Bremssattel</b>								
2.0 D	55	01/91→01/96	➡	05/93→			24.0101-3401.2 260043	TRW
2.0 i	92	01/95→06/96	➡	→ 01/96			24.0101-3401.2 260043	TRW
<b>NISSAN - PRIMERA Hatchback (P11) 06/96→07/02</b>								
 <b>Bremssattel</b>								
1.6 16V	66	09/96→07/02	←	☐; → 02/02; + ABS			24.3571-1731.5 240321	TRW - Halter
1.6 16V	73	09/96→07/02	←	☐; → 02/02; + ABS			24.3571-1732.5 240322	TRW - Halter
1.6 16V	78	09/00→07/02	←	☐; → 02/02; + ABS			24.3571-1732.5 240322	TRW - Halter
2.0 TD	66	09/96→07/02	←	☐; → 02/02; + ABS			24.3571-1731.5 240321	TRW - Halter
1.8 16V	84	08/99→07/02	←	☐; → 02/02; + ABS			24.3571-1731.5 240321	TRW - Halter
2.0 16V	85	09/96→07/02	←	☐; → 02/02; + ABS			24.3571-1732.5 240322	TRW - Halter
2.0 16V	103	08/99→07/02	←	☐; → 02/02; + ABS			24.3571-1732.5 240322	TRW - Halter
			➡	☐; → 03/01			24.3344-1717.5 240341	TRW - Halter
			➡	☐; → 03/01			24.3344-1718.5 240342	TRW - Halter
2.0 16V	96	09/96→07/02	←	☐; 04/98→ 02/02; + ABS			24.3571-1731.5 240321	TRW - Halter
2.0 16V	110	09/96→07/02	←	☐; 04/98→ 02/02; + ABS			24.3571-1732.5 240322	TRW - Halter
			➡	☐; → 03/01			24.3344-1717.5 240341	TRW - Halter
			➡	☐; → 03/01			24.3344-1718.5 240342	TRW - Halter
 <b>Bremsschlauch</b>								
1.6 16V	66	09/96→07/02	←	☐; → 02/02			24.5267-0390.3 330932	L= 390
1.6 16V	73	09/96→07/02	←	☐; → 02/02			24.5267-0391.3 330974	L= 390
1.6 16V	78	09/00→07/02	←	☐; → 02/02			24.5267-0391.3 330974	L= 390
1.8 16V	84	08/99→07/02	➡	☐; → 02/02			24.5281-0580.3 331006	L= 580
2.0 16V	85	09/96→07/02	➡	☐; → 02/02			24.5281-0580.3 331006	L= 580
2.0 16V	96	09/96→07/02	➡	☐; → 02/02			24.5281-0585.3 331007	L= 585
2.0 16V	103	08/99→07/02	➡	☐; → 02/02			24.5281-0585.3 331007	L= 585
2.0 16V	110	09/96→07/02	➡	☐; → 02/02			24.5281-0585.3 331007	L= 585
2.0 TD	66	09/96→07/02	➡	☐; → 02/02			24.5281-0585.3 331007	L= 585
<b>NISSAN - PRIMERA Hatchback (P12) 01/02→</b>								
 <b>Bremssattel</b>								
1.6	80	07/02→04/06	←	☐			24.3571-1781.5 240745	- Halter
1.8	85	07/02→10/08	←	☐			24.3571-1782.5 240746	- Halter
1.9 dCi	88	04/03→10/07	←	☐			24.3571-1782.5 240746	- Halter
2.0	103	07/02→10/08	➡	☐			24.3387-7021.5 241009	ATE - Halter
			➡	☐			24.3387-7022.5 241010	ATE - Halter
1.9 dCi	85	08/02→10/07	←	☐; 04/03→			24.3571-1781.5 240745	- Halter
			←	☐; 04/03→			24.3571-1782.5 240746	- Halter
			➡	☐; 04/03→			24.3387-7021.5 241009	ATE - Halter
			➡	☐; 04/03→			24.3387-7022.5 241010	ATE - Halter
2.2 dCi	102	04/03→	←	☐; → 10/07			24.3571-1781.5 240745	- Halter
			←	☐; → 10/07			24.3571-1782.5 240746	- Halter
			➡	☐; → 10/07			24.3387-7021.5 241009	ATE - Halter
			➡	☐; → 10/07			24.3387-7022.5 241010	ATE - Halter
2.2 Di	93	07/02→05/07	←	☐; → 04/03			24.3571-1781.5 240745	- Halter
			←	☐; → 04/03			24.3571-1782.5 240746	- Halter
			➡	☐; → 04/03			24.3387-7021.5 241009	ATE - Halter
			➡	☐; → 04/03			24.3387-7022.5 241010	ATE - Halter
<b>Feder, Bremssattel</b>								
1.6	80	07/02→04/06	➡		2	11.8116-0340.1 390595	ATE	
1.8	85	07/02→10/08	➡					
1.9 dCi	88	04/03→10/07	➡					
2.0	103	07/02→10/08	➡					
1.9 dCi	85	08/02→10/07	➡	04/03→	2	11.8116-0340.1 390595	ATE	
2.2 dCi	102	04/03→	➡	→ 10/07	2	11.8116-0340.1 390595	ATE	
2.2 Di	93	07/02→05/07	➡	→ 04/03	2	11.8116-0340.1 390595	ATE	
<b>Führungshülzensatz, Bremssattel</b>								
1.6	80	07/02→04/06	➡			11.0101-5407.2 260011	ATE	
1.8	85	07/02→10/08	➡					
1.9 dCi	88	04/03→10/07	➡					
2.0	103	07/02→10/08	➡					
1.9 dCi	85	08/02→10/07	➡	04/03→		11.0101-5407.2 260011	ATE	
↓								





























	kw					! #		
<b>NISSAN - PRIMERA Hatchback (P12) 01/02→</b>								
<b>Führungshülensatz, Bremssattel</b>								
2.2 dCi	102	04/03→	➡	→ 10/07			11.0101-5407.2 260011	ATE
2.2 Di	93	07/02→05/07	➡	→ 04/03			11.0101-5407.2 260011	ATE
<b>Führungsbolzen, Bremssattel</b>								
1.6	80	07/02→04/06			2		11.8171-0008.1 990049	ATE
1.8	85	07/02→10/08						
1.9 dCi	88	04/03→10/07						
2.0	103	07/02→10/08						
1.9 dCi	85	08/02→10/07		04/03→	2		11.8171-0008.1 990049	ATE
2.2 dCi	102	04/03→		→ 10/07	2		11.8171-0008.1 990049	ATE
2.2 Di	93	07/02→05/07		→ 04/03	2		11.8171-0008.1 990049	ATE
<b>Bremsschlauch</b>								
1.6	80	07/02→04/06	←	☐			24.5278-0652.3 331189	L= 652
1.8	85	07/02→10/08	←	☐			24.5278-0661.3 331190	L= 661
1.9 dCi	88	04/03→10/07	➡	☐			24.5281-0640.3 330968	L= 640
2.0	103	07/02→10/08	➡	☐			24.5281-0641.3 330969	L= 640
1.9 dCi	85	08/02→10/07	←	☐; 04/03→			24.5278-0652.3 331189	L= 652
			←	☐; 04/03→			24.5278-0661.3 331190	L= 661
			➡	☐; 04/03→			24.5281-0640.3 330968	L= 640
			➡	☐; 04/03→			24.5281-0641.3 330969	L= 640
2.2 dCi	102	04/03→	←	☐; → 10/07			24.5278-0652.3 331189	L= 652
			←	☐; → 10/07			24.5278-0661.3 331190	L= 661
			➡	☐; → 10/07			24.5281-0640.3 330968	L= 640
			➡	☐; → 10/07			24.5281-0641.3 330969	L= 640
2.2 Di	93	07/02→05/07	←	☐; → 04/03			24.5278-0652.3 331189	L= 652
			←	☐; → 04/03			24.5278-0661.3 331190	L= 661
			➡	☐; → 04/03			24.5281-0640.3 330968	L= 640
			➡	☐; → 04/03			24.5281-0641.3 330969	L= 640
<b>NISSAN - PRIMERA Traveller (WP11) 06/96→01/02</b>								
<b>Bremssattel</b>								
1.6 16V	66	04/98→12/01	←	☐			24.3571-1731.5 240321	TRW - Halter
1.6 16V	73	04/98→12/01	←	☐			24.3571-1732.5 240322	TRW - Halter
1.8 16V	84	08/99→12/01	➡	☐			24.3344-1717.5 240341	TRW - Halter
1.8 16V LPG	84	08/99→12/01	➡	☐; → 03/01			24.3344-1717.5 240341	TRW - Halter
2.0 TD	66	04/98→12/01	➡	☐; → 03/01			24.3344-1718.5 240342	TRW - Halter
2.0 16V	85	06/96→12/01	←	☐; 04/98→ 06/99			24.3571-1731.5 240321	TRW - Halter
			←	☐; 04/98→ 06/99			24.3571-1732.5 240322	TRW - Halter
			➡	☐; 04/98→ 03/01			24.3344-1717.5 240341	TRW - Halter
			➡	☐; 04/98→ 03/01			24.3344-1718.5 240342	TRW - Halter
2.0 16V	96	04/98→12/01	←	☐; → 06/99			24.3571-1731.5 240321	TRW - Halter
			←	☐; → 06/99			24.3571-1732.5 240322	TRW - Halter
			➡	☐; → 03/01			24.3344-1717.5 240341	TRW - Halter
			➡	☐; → 03/01			24.3344-1718.5 240342	TRW - Halter
2.0 16V	103	08/99→12/01	➡	☐; → 03/01			24.3344-1717.5 240341	TRW - Halter
			➡	☐; → 03/01			24.3344-1718.5 240342	TRW - Halter
<b>Feder, Bremssattel</b>								
2.0 16V	85	06/96→12/01		07/99→	2		11.8116-0274.1 390516	ATE
2.0 16V	96	04/98→12/01						
2.0 16V	103	08/99→12/01			2		11.8116-0274.1 390516	ATE
<b>Führungshülensatz, Bremssattel</b>								
2.0 16V	85	06/96→12/01	←	07/99→			11.0101-5407.2 260011	ATE
2.0 16V	96	04/98→12/01						
2.0 16V	103	08/99→12/01	←				11.0101-5407.2 260011	ATE
<b>Führungsbolzen, Bremssattel</b>								
2.0 16V	85	06/96→12/01		07/99→	2		11.8171-0008.1 990049	ATE
2.0 16V	96	04/98→12/01						
↓								


























	kw			 	! #		
<b>NISSAN - PRIMERA Traveller (WP11) 06/96→01/02</b>							
<b>Führungsbolzen, Bremssattel</b>							
2.0 16V	103	08/99→12/01			2	11.8171-0008.1 990049	ATE
<b> Bremsschlauch</b>							
1.6 16V	66	04/98→12/01	←			24.5267-0390.3 330932	L= 390
1.6 16V	73	04/98→12/01	←			24.5267-0391.3 330974	L= 390
1.8 16V	84	08/99→12/01	←			24.5267-0391.3 330974	L= 390
1.8 16V LPG	84	08/99→12/01	→			24.5281-0580.3 331006	L= 580
2.0 16V	96	04/98→12/01	→			24.5281-0580.3 331006	L= 580
2.0 16V	103	08/99→12/01	→			24.5281-0585.3 331007	L= 585
2.0 TD	66	04/98→12/01	→			24.5281-0585.3 331007	L= 585
2.0 16V	85	06/96→12/01	←	 ; 04/98→		24.5267-0390.3 330932	L= 390
			←	 ; 04/98→		24.5267-0391.3 330974	L= 390
			→	 ; 04/98→		24.5281-0580.3 331006	L= 580
			→	 ; 04/98→		24.5281-0585.3 331007	L= 585
<b>NISSAN - PRIMERA Traveller (WP12) 01/02→</b>							
<b> Bremssattel</b>							
1.6 Visia	80	01/02→04/06	←	 ; 03/02→		24.3571-1781.5 240745	- Halter
			←	 ; 03/02→		24.3571-1782.5 240746	- Halter
			→	 ; 03/02→		24.3387-7021.5 241009	ATE - Halter
			→	 ; 03/02→		24.3387-7022.5 241010	ATE - Halter
1.8	85	03/02→05/07	←			24.3571-1781.5 240745	- Halter
2.2 Di	93	03/02→04/03	←			24.3571-1782.5 240746	- Halter
			→			24.3387-7021.5 241009	ATE - Halter
			→			24.3387-7022.5 241010	ATE - Halter
1.9 dCi	85	08/02→10/07	←	 ; 04/03→		24.3571-1781.5 240745	- Halter
			←	 ; 04/03→		24.3571-1782.5 240746	- Halter
			→	 ; 04/03→		24.3387-7021.5 241009	ATE - Halter
			→	 ; 04/03→		24.3387-7022.5 241010	ATE - Halter
1.9 dCi	88	04/03→	←	 ; → 10/07		24.3571-1781.5 240745	- Halter
2.2 dCi	102	04/03→	←	 ; → 10/07		24.3571-1782.5 240746	- Halter
			→	 ; → 10/07		24.3387-7021.5 241009	ATE - Halter
			→	 ; → 10/07		24.3387-7022.5 241010	ATE - Halter
2.0	103	03/02→	←	 ; → 10/08		24.3571-1781.5 240745	- Halter
			←	 ; → 10/08		24.3571-1782.5 240746	- Halter
			→	 ; → 10/08		24.3387-7021.5 241009	ATE - Halter
			→	 ; → 10/08		24.3387-7022.5 241010	ATE - Halter
<b>Feder, Bremssattel</b>							
1.6 Visia	80	01/02→04/06	→	03/02→	2	11.8116-0340.1 390595	ATE
1.8	85	03/02→05/07	→		2	11.8116-0340.1 390595	ATE
2.2 Di	93	03/02→04/03	→		2	11.8116-0340.1 390595	ATE
1.9 dCi	85	08/02→10/07	→	04/03→	2	11.8116-0340.1 390595	ATE
1.9 dCi	88	04/03→	→	→ 10/07	2	11.8116-0340.1 390595	ATE
2.2 dCi	102	04/03→	→		2	11.8116-0340.1 390595	ATE
2.0	103	03/02→	→	→ 10/08	2	11.8116-0340.1 390595	ATE
<b>Führungshülsensatz, Bremssattel</b>							
1.6 Visia	80	01/02→04/06	→	03/02→		11.0101-5407.2 260011	ATE
1.8	85	03/02→05/07	→			11.0101-5407.2 260011	ATE
2.2 Di	93	03/02→04/03	→			11.0101-5407.2 260011	ATE
1.9 dCi	85	08/02→10/07	→	04/03→		11.0101-5407.2 260011	ATE
1.9 dCi	88	04/03→	→	→ 10/07		11.0101-5407.2 260011	ATE
2.2 dCi	102	04/03→	→			11.0101-5407.2 260011	ATE
2.0	103	03/02→	→	→ 10/08		11.0101-5407.2 260011	ATE
<b>Führungsbolzen, Bremssattel</b>							
1.6 Visia	80	01/02→04/06		03/02→	2	11.8171-0008.1 990049	ATE
1.8	85	03/02→05/07			2	11.8171-0008.1 990049	ATE
2.2 Di	93	03/02→04/03			2	11.8171-0008.1 990049	ATE
1.9 dCi	85	08/02→10/07		04/03→	2	11.8171-0008.1 990049	ATE
1.9 dCi	88	04/03→		→ 10/07	2	11.8171-0008.1 990049	ATE
↓							

	kw			 	! #		
<b>NISSAN - PRIMERA Traveller (WP12) 01/02→</b>							
<b>Führungsbolzen, Bremsattel</b>							
2.2 dCi	102	04/03→		→ 10/07	2	11.8171-0008.1 990049	ATE
2.0	103	03/02→		→ 10/08	2	11.8171-0008.1 990049	ATE
<b> Bremsschlauch</b>							
1.6 Visia	80	01/02→04/06	←	☐; 03/02→		24.5278-0652.3 331189	L= 652
			←	☐; 03/02→		24.5278-0661.3 331190	L= 661
			→	☐; 03/02→		24.5281-0640.3 330968	L= 640
			→	☐; 03/02→		24.5281-0641.3 330969	L= 640
1.8 2.2 Di	85 93	03/02→05/07 03/02→04/03	←	☐		24.5278-0652.3 331189	L= 652
			←	☐		24.5278-0661.3 331190	L= 661
			→	☐		24.5281-0640.3 330968	L= 640
			→	☐		24.5281-0641.3 330969	L= 640
1.9 dCi	85	08/02→10/07	←	☐; 04/03→		24.5278-0652.3 331189	L= 652
			←	☐; 04/03→		24.5278-0661.3 331190	L= 661
			→	☐; 04/03→		24.5281-0640.3 330968	L= 640
			→	☐; 04/03→		24.5281-0641.3 330969	L= 640
1.9 dCi 2.2 dCi	88 102	04/03→ 04/03→	←	☐; → 10/07		24.5278-0652.3 331189	L= 652
			←	☐; → 10/07		24.5278-0661.3 331190	L= 661
			→	☐; → 10/07		24.5281-0640.3 330968	L= 640
			→	☐; → 10/07		24.5281-0641.3 330969	L= 640
2.0	103	03/02→	←	☐; → 10/08		24.5278-0652.3 331189	L= 652
			←	☐; → 10/08		24.5278-0661.3 331190	L= 661
			→	☐; → 10/08		24.5281-0640.3 330968	L= 640
			→	☐; → 10/08		24.5281-0641.3 330969	L= 640
<b>NISSAN - PULSAR Schrägheck (C13) 08/12→</b>							
<b> Bremsattel</b>							
1.2 DIG-T	85	10/14→	→	☐		24.3351-1701.5 240725	- Halter
1.5 dCi	81	10/14→	→	☐		24.3351-1702.5 240726	- Halter
1.6 DIG-T	140	02/15→	→	☐		24.3351-1702.5 240726	- Halter
<b>NISSAN - QASHQAI / QASHQAI +2 I (J10, NJ10, JJ10E) 12/06→04/14</b>							
<b> Bremsattel</b>							
1.5 dCi	76	07/08→12/13	←	☐; kurzer Radstand		24.3601-1733.5 240840	- Halter
1.5 dCi	78	02/07→12/13	←	☐; kurzer Radstand		24.3601-1734.5 240841	- Halter
1.6	84	02/07→12/13	←	☐; kurzer Radstand		24.3601-1734.5 240841	- Halter
2.0	104	02/07→12/13	→	☐; 08/10→; kurzer Radstand		24.3351-1701.5 240725	- Halter
2.0 Allrad	104	02/07→12/13	→	☐; 08/10→; kurzer Radstand		24.3351-1702.5 240726	- Halter
2.0 dCi	110	02/07→12/13	→	☐; 08/10→; kurzer Radstand		24.3351-1702.5 240726	- Halter
2.0 dCi Allrad	110	02/07→12/13	→	☐; 08/10→; kurzer Radstand		24.3351-1702.5 240726	- Halter
1.5 dCi	81	01/10→12/13	←	☐; 11/10→; kurzer Radstand		24.3601-1733.5 240840	- Halter
			←	☐; 11/10→; kurzer Radstand		24.3601-1734.5 240841	- Halter
			→	☐; 11/10→; kurzer Radstand		24.3351-1701.5 240725	- Halter
			→	☐; 11/10→; kurzer Radstand		24.3351-1702.5 240726	- Halter
1.6 1.6 dCi 1.6 dCi Allrad 1.6 LPG	86 96 96 86	11/10→12/13 10/11→12/13 10/11→12/13 11/10→12/13	←	☐; kurzer Radstand		24.3601-1733.5 240840	- Halter
			←	☐; kurzer Radstand		24.3601-1734.5 240841	- Halter
			→	☐; kurzer Radstand		24.3351-1701.5 240725	- Halter
			→	☐; kurzer Radstand		24.3351-1702.5 240726	- Halter
<b> Bremsschlauch</b>							
1.5 dCi	76	07/08→12/13	←	☐		24.5266-0600.3 331161	L= 600
1.5 dCi	78	02/07→12/13	←	☐		24.5266-0601.3 331162	L= 600
1.6	84	02/07→12/13	←	☐		24.5266-0601.3 331162	L= 600
1.6	86	11/10→12/13	→	innen	2	24.5247-0190.3 331385	L= 190
1.6 dCi	96	10/11→12/13	→	☐ / am Bremsattel / außen		24.5292-0240.3 331225	L= 240
1.6 dCi Allrad	96	10/11→12/13	→	☐ / am Bremsattel / außen		24.5292-0240.3 331225	L= 240
1.6 LPG	86	11/10→12/13	→	☐ / am Bremsattel / außen		24.5292-0241.3 331226	L= 240
2.0	104	02/07→12/13	→	☐ / am Bremsattel / außen		24.5292-0241.3 331226	L= 240
2.0 Allrad	104	02/07→12/13	→	☐ / am Bremsattel / außen		24.5292-0241.3 331226	L= 240
2.0 dCi	110	02/07→12/13	→	☐ / am Bremsattel / außen		24.5292-0241.3 331226	L= 240
2.0 dCi Allrad	110	02/07→12/13	→	☐ / am Bremsattel / außen		24.5292-0241.3 331226	L= 240
1.5 dCi	81	01/10→12/13	←	☐; 11/10→		24.5266-0600.3 331161	L= 600
↓							








	kw					! #		
<b>NISSAN - QASHQAI / QASHQAI +2 I (J10, NJ10, JJ10E) 12/06→04/14</b>								
 <b>Bremsschlauch</b>								
1.5 dCi	81	01/10→12/13	←	☐; 11/10→		24.5266-0601.3	331162	L= 600
			→	innen; 11/10→	2	24.5247-0190.3	331385	L= 190
			→	☐ / am Bremssattel / außen; 11/10→		24.5292-0240.3	331225	L= 240
			→	☐ / am Bremssattel / außen; 11/10→		24.5292-0241.3	331226	L= 240
<b>NISSAN - QASHQAI II SUV (J11, J11_) 11/13→</b>								
 <b>Bremssattel</b>								
1.5 dCi	81	11/13→	←	☐; → 01/14; kurzer Radstand		24.3601-1733.5	240840	- Halter
			←	☐; → 01/14; kurzer Radstand		24.3601-1734.5	240841	- Halter
			→	☐; → 01/14; kurzer Radstand		24.3351-1701.5	240725	- Halter
			→	☐; → 01/14; kurzer Radstand		24.3351-1702.5	240726	- Halter
 <b>Bremsschlauch</b>								
1.5 dCi	81	11/13→	←	☐; → 01/14		24.5266-0600.3	331161	L= 600
			←	☐; → 01/14		24.5266-0601.3	331162	L= 600
			→	innen; → 01/14	2	24.5247-0190.3	331385	L= 190
			→	☐ / am Bremssattel / außen; → 01/14		24.5292-0240.3	331225	L= 240
			→	☐ / am Bremssattel / außen; → 01/14		24.5292-0241.3	331226	L= 240
<b>NISSAN - SENTRA VII (B17) 08/12→</b>								
 <b>Bremssattel</b>								
1.6	86	08/14→	→	☐		24.3351-1701.5	240725	- Halter
			→	☐		24.3351-1702.5	240726	- Halter
<b>NISSAN - TERRANO II (R20) 10/92→09/07</b>								
 <b>Bremsschlauch</b>								
2.4 4WD 2.7 TD 4WD	85 74	05/96→01/02 02/93→01/02	←	☐; 09/00→; + ABS		24.5290-0410.3	331081	L= 410
			←	☐; 09/00→; + ABS		24.5290-0414.3	331175	L= 414
			→		2	24.5278-0467.3	331073	L= 467
2.4 4WD 2.7 TDi 4WD	87 92	05/96→09/07 05/96→09/07	←	☐; 09/00→ 11/05; + ABS		24.5290-0410.3	331081	L= 410
			←	☐; 09/00→ 11/05; + ABS		24.5290-0414.3	331175	L= 414
			→	→ 11/05	2	24.5278-0467.3	331073	L= 467
2.4 i 12V 4WD	91	02/93→12/97	→	→ 04/96	2	24.5278-0467.3	331073	L= 467
3.0 Di 4WD	113	05/02→09/07	←	☐; → 04/06; + ABS		24.5290-0410.3	331081	L= 410
			←	☐; → 04/06; + ABS		24.5290-0414.3	331175	L= 414
			→	→ 04/06	2	24.5278-0467.3	331073	L= 467
<b>NISSAN - TERRANO II Van (R20) 06/98→09/07</b>								
 <b>Bremsschlauch</b>								
2.7 TDi 4WD	92	06/98→09/07	←	☐; 09/00→ 11/05; + ABS		24.5290-0410.3	331081	L= 410
			←	☐; 09/00→ 11/05; + ABS		24.5290-0414.3	331175	L= 414
			→	→ 11/05	2	24.5278-0467.3	331073	L= 467
3.0 Di 4WD	113	04/03→09/07	←	☐; → 04/06; + ABS		24.5290-0410.3	331081	L= 410
			←	☐; → 04/06; + ABS		24.5290-0414.3	331175	L= 414
			→	→ 04/06	2	24.5278-0467.3	331073	L= 467
<b>NISSAN - TIIDA Schrägheck (C11) 05/04→12/13</b>								
 <b>Bremssattel</b>								
1.5 dCi	76	03/07→06/13	→	☐		24.3351-1701.5	240725	- Halter
			→	☐		24.3351-1702.5	240726	- Halter
1.5 dCi 1.6 1.8	78 81 93	09/07→12/11 09/07→12/11 09/07→12/11	→	☐; → 04/11		24.3351-1701.5	240725	- Halter
			→	☐; → 04/11		24.3351-1702.5	240726	- Halter
			→	☐; → 04/11				

	kw			 	! #			
<b>NISSAN - TIIDA Stufenheck (SC11) 05/04→12/13</b>								
 <b>Bremssattel</b>								
1.5 dCi	78	09/07→12/12	➡	☐; → 04/11		24.3351-1701.5	240725 - Halter	
1.6 (C11L)	81	09/07→12/12	➡	☐; → 04/11		24.3351-1702.5	240726 - Halter	
1.8	93	09/07→12/12						
<b>NISSAN - X-TRAIL (T30) 01/01→12/13</b>								
 <b>Bremsschlauch</b>								
2.0	103	07/01→01/13	←	☐; → 02/07		24.5290-0502.3	331164 L= 502	
2.0 4x4	103	07/01→01/13	←	☐; → 02/07		24.5290-0505.3	331083 L= 505	
2.2 dCi	100	12/03→01/13	➡	☐; → 02/07		24.5290-0485.3	331082 L= 485	
2.2 dCi 4x4	100	06/01→12/08						
			➡	☐; → 02/07		24.5290-0486.3	331178 L= 485	
2.2 DCi	84	10/04→01/13	←	☐		24.5290-0502.3	331164 L= 502	
			←	☐		24.5290-0505.3	331083 L= 505	
			➡	☐		24.5290-0485.3	331082 L= 485	
			➡	☐		24.5290-0486.3	331178 L= 485	
2.2 DCi FWD	84	06/01→09/04	←	☐; 07/01→		24.5290-0502.3	331164 L= 502	
			←	☐; 07/01→		24.5290-0505.3	331083 L= 505	
			➡	☐; 07/01→		24.5290-0485.3	331082 L= 485	
			➡	☐; 07/01→		24.5290-0486.3	331178 L= 485	
2.2 Di 4x4	84	07/01→10/05	←	☐; → 09/03		24.5290-0502.3	331164 L= 502	
			←	☐; → 09/03		24.5290-0505.3	331083 L= 505	
			➡	☐; → 09/03		24.5290-0485.3	331082 L= 485	
			➡	☐; → 09/03		24.5290-0486.3	331178 L= 485	
2.5 4x4	121	09/02→01/13	←	☐; 01/03→ 02/07		24.5290-0502.3	331164 L= 502	
			←	☐; 01/03→ 02/07		24.5290-0505.3	331083 L= 505	
			➡	☐; 01/03→ 02/07		24.5290-0485.3	331082 L= 485	
			➡	☐; 01/03→ 02/07		24.5290-0486.3	331178 L= 485	
<b>NISSAN - X-TRAIL (T31) 03/07→12/18</b>								
 <b>Bremssattel</b>								
2.0 4x4	103	06/08→11/13	←	☐		24.3601-1733.5	240840 - Halter	
2.0 4x4	104	06/07→11/13	←	☐		24.3601-1734.5	240841 - Halter	
2.0 dCi	110	06/07→11/13						
2.0 dCi 4x4	110	06/07→11/13						
2.0 dCi 4x4	127	06/07→11/13						
2.0 FWD	103	06/08→11/13						
2.0 FWD	104	03/07→11/13						
2.5 4x4	124	06/07→11/13						
 <b>Bremsschlauch</b>								
2.0 4x4	103	06/08→11/13	➡	innen	2	24.5247-0191.3	331386 L= 190	
2.0 4x4	104	06/07→11/13						
2.0 dCi	110	06/07→11/13						
2.0 dCi 4x4	110	06/07→11/13						
2.0 dCi 4x4	127	06/07→11/13						
2.0 FWD	103	06/08→11/13						
2.0 FWD	104	03/07→11/13						
2.5 4x4	124	06/07→11/13						
<b>OPEL - ADAM (M13) 10/12→02/19</b>								
 <b>Bremssattel</b>								
1.0	66	07/14→11/18	←	☐;		24.3541-1769.5	240601 BOS - Halter	
1.0	85	07/14→11/18	←	für Bremsscheibendurchmesser [mm]:		24.3541-1770.5	240602 BOS - Halter	
1.4 LPG	64	07/13→11/18		☐;	257			
1.4 S	110	11/14→01/19		☐;	für Bremsscheibendurchmesser [mm]:			
				☐;	257			
			←	☐;		24.3571-9823.5	240499 ATE - Halter	
			←	für Bremsscheibendurchmesser [mm]:		24.3571-9824.5	240500 ATE - Halter	
			←	308; für Fahrzeuge ohne Sportpaket				
			←	☐;		24.3541-1769.5	240601 BOS - Halter	
			←	für Bremsscheibendurchmesser [mm]:				
			←	308; für Fahrzeuge ohne Sportpaket				
1.2	51	10/12→02/19	←	☐; 01/13→;				
1.4	64	10/12→02/19		für Bremsscheibendurchmesser [mm]:				
1.4	74	10/12→02/19		257				
↓								










	kw			 	! #		
<b>OPEL - ADAM (M13) 10/12→02/19</b>							
 <b>Bremssattel</b>							
1.2 1.4 1.4	51 64 74	10/12→02/19 10/12→02/19 10/12→02/19	← ← ←	☐; 01/13→; für Bremsscheibendurchmesser [mm]: 257  ☐; 01/13→; für Bremsscheibendurchmesser [mm]: 308; für Fahrzeuge ohne Sportpaket  ☐; 01/13→; für Bremsscheibendurchmesser [mm]: 308; für Fahrzeuge ohne Sportpaket		24.3541-1770.5 240602  24.3571-9823.5 240499  24.3571-9824.5 240500	BOS - Halter  ATE - Halter  ATE - Halter
 <b>Bremsschlauch</b>							
1.0 1.0 1.4 LPG 1.4 S	66 85 64 110	07/14→11/18 07/14→11/18 07/13→11/18 11/14→01/19	→ → → →	am Bremssattel; Scheibenbremse   am Bremssattel; 01/13→; Scheibenbremse	2   2	24.5112-0142.3 331016  24.5112-0142.3 331016	L= 142   L= 142
<b>OPEL - AGILA (A) (H00) 09/00→12/07</b>							
 <b>Bremssattel</b>							
1.0 (F68) 1.0 12V (F68) 1.2 16V (F68) 1.2 16V Twinport (F68) 1.3 CDTI (F68)	44 43 55 59 51	08/03→12/07 09/00→12/07 09/00→12/07 07/04→12/07 08/03→12/07	← ← ← ← ←	☐; → 3G002367  ☐; → 3G002367  ☐; 3G002368→; → 07/07  ☐; 3G002368→; → 07/07		24.3481-1757.5 240325  24.3481-1758.5 240326  24.3481-1777.5 240451  24.3481-1778.5 240452	TRW - Halter  BOS - Halter  - Halter  - Halter
 <b>Bremsschlauch</b>							
1.0 (F68) 1.0 12V (F68) 1.2 16V (F68) 1.2 16V Twinport (F68) 1.3 CDTI (F68)	44 43 55 59 51	08/03→12/07 09/00→12/07 09/00→12/07 07/04→12/07 08/03→12/07	← → → → →	→ 07/07  → 07/07   	2  2	24.5291-0430.3 331084  24.5247-0280.3 330700	L= 430  L= 280
<b>OPEL - AGILA (B) (H08) 04/08→10/14</b>							
 <b>Bremssattel</b>							
1.0 (F68) 1.0 (F68) 1.0 LPG (F68) 1.2 (F68) 1.2 (F68) 1.2 LPG (F68) 1.3 CDTI (F68)	48 50 48 63 69 63 55	04/08→06/11 07/11→07/14 01/10→06/11 04/08→10/12 04/10→10/14 04/08→10/10 04/08→04/10	← ← ← ← ← ← ←	☐  ☐    		24.3541-1821.5 241197  24.3541-1822.5 241198	TRW - Halter  TRW - Halter
 <b>Bremsschlauch</b>							
1.0 (F68) 1.0 (F68) 1.0 LPG (F68) 1.2 (F68) 1.2 LPG (F68) 1.3 CDTI (F68) 1.2 (F68)	48 50 48 63 63 55 69	04/08→06/11 07/11→07/14 01/10→06/11 04/08→10/12 04/08→10/10 04/08→04/10 04/10→10/14	← → → → → → →	  ☐  ☐  11/10→ ☐; 11/10→ ☐; 11/10→	2     2	24.5296-0510.3 331582  24.5279-0300.3 331135  24.5279-0305.3 330946  24.5296-0510.3 331582  24.5279-0300.3 331135  24.5279-0305.3 330946	L= 510  L= 300  L= 305   L= 510  L= 300  L= 305
<b>OPEL - AMPERA (R12) 11/11→03/15</b>							
 <b>Bremssattel</b>							
EV 150	111	11/11→03/15	← ← → →	☐ ☐ ☐; + eFSB ☐; + eFSB		24.3601-2601.5 241044  24.3601-2602.5 241045  24.3382-7001.5 241060  24.3382-7002.5 241061	ATE - Halter  ATE - Halter  ATE - Halter  ATE - Halter
<b>Halter, Bremssattel</b>							
EV 150	111	11/11→03/15	→			11.8170-1106.1 260113	ATE
<b>Zubehörsatz, Bremssattel</b>							
EV 150 ↓	111	11/11→03/15	← →	08.2012→  		11.0103-0002.2 250157  11.0103-0001.2 250156	ATE  ATE

	kw			 	! #		
<b>OPEL - AMPERA (R12) 11/11→03/15</b>							
 <b>Bremsschlauch</b>							
EV 150	111	11/11→03/15	←		2	24.5176-0400.3 331492	L= 400
<b>OPEL - ASTRA F (T92) 09/91→09/98</b>							
 <b>Bremssattel</b>							
1.4 i (F19, M19)	44	09/91→09/98	←	☐; 10/91→		24.3481-1733.5 240213	ATE - Halter
			←	☐; 10/91→		24.3481-1734.5 240214	ATE - Halter
1.4 i 16V (F19, M19) 1.4 Si (F19, M19)	66 60	02/96→09/98 03/92→09/98	←	☐; Schaltgetriebe; nicht für Fahrzeuge mit verstärkter Bremse		24.3481-1733.5 240213	ATE - Halter
			←	☐; Schaltgetriebe; nicht für Fahrzeuge mit verstärkter Bremse		24.3481-1734.5 240214	ATE - Halter
			←	☐; Vollautomatik; nicht für Fahrzeuge mit verstärkter Bremse		24.3481-9871.5 240677	ATE - Halter
			←	☐; Vollautomatik; nicht für Fahrzeuge mit verstärkter Bremse		24.3481-9872.5 240678	ATE - Halter
			←	☐; für Fahrzeuge mit verstärkter Bremse		24.3521-1701.5 240001	ATE - Halter
			←	☐; für Fahrzeuge mit verstärkter Bremse		24.3521-1702.5 240002	ATE - Halter
1.6 i (F19, M19) 1.6 i (F19, M19)	52 55	05/93→07/96 03/92→09/98	←	☐; Schaltgetriebe		24.3481-1733.5 240213	ATE - Halter
			←	☐; Schaltgetriebe		24.3481-1734.5 240214	ATE - Halter
			←	☐; Vollautomatik		24.3481-9871.5 240677	ATE - Halter
			←	☐; Vollautomatik		24.3481-9872.5 240678	ATE - Halter
			←	☐		24.3521-1701.5 240001	ATE - Halter
			←	☐		24.3521-1702.5 240002	ATE - Halter
1.6 i 16V (F19, M19) 1.8 i (F19, M19)	74 66	08/94→09/98 03/92→09/98	←	☐		24.3481-9871.5 240677	ATE - Halter
			←	☐		24.3521-1701.5 240001	ATE - Halter
			←	☐		24.3481-9872.5 240678	ATE - Halter
			←	☐		24.3521-1702.5 240002	ATE - Halter
1.7 D (F19, M19) 1.7 TD (F19, M19) 1.7 TDS (F19, M19)	44 50 60	07/92→09/98 11/94→09/98 03/92→09/98	←	☐; nicht für Fahrzeuge mit verstärkter Bremse		24.3481-9871.5 240677	ATE - Halter
			←	☐; nicht für Fahrzeuge mit verstärkter Bremse		24.3481-9872.5 240678	ATE - Halter
			←	☐; für Fahrzeuge mit verstärkter Bremse		24.3521-1701.5 240001	ATE - Halter
			←	☐; für Fahrzeuge mit verstärkter Bremse		24.3521-1702.5 240002	ATE - Halter
1.8 i 16V (F19, M19) 1.8 i 16V (F19, M19) 2.0 i (F19, M19) 2.0 i 16V (F19, M19)	82 85 85 100	09/95→09/96 11/94→09/98 03/92→09/98 02/95→09/98	←	☐		24.3521-1701.5 240001	ATE - Halter
			←	☐		24.3521-1702.5 240002	ATE - Halter
<b>Feder, Bremssattel</b>							
1.4 i (F19, M19)	44	09/91→09/98	←	10/91→	2	11.8116-0129.1 390591	ATE
1.4 i 16V (F19, M19) 1.4 Si (F19, M19)	66 60	02/96→09/98 03/92→09/98		für Fahrzeuge mit verstärkter Bremse	2	11.8116-0097.1 390590	ATE
			←	Schaltgetriebe; nicht für Fahrzeuge mit verstärkter Bremse	2	11.8116-0129.1 390591	ATE
			←	Vollautomatik; nicht für Fahrzeuge mit verstärkter Bremse	2	11.8116-0129.1 390591	ATE
1.6 i (F19, M19) 1.6 i (F19, M19)	52 55	05/93→07/96 03/92→09/98			2	11.8116-0097.1 390590	ATE
			←	Vollautomatik	2	11.8116-0129.1 390591	ATE
			←	Schaltgetriebe	2	11.8116-0129.1 390591	ATE
1.6 i 16V (F19, M19) 1.8 i (F19, M19)	74 66	08/94→09/98 03/92→09/98			2	11.8116-0097.1 390590	ATE
			←		2	11.8116-0129.1 390591	ATE
1.7 D (F19, M19) 1.7 TD (F19, M19) 1.7 TDS (F19, M19)	44 50 60	07/92→09/98 11/94→09/98 03/92→09/98		für Fahrzeuge mit verstärkter Bremse	2	11.8116-0097.1 390590	ATE
			←	nicht für Fahrzeuge mit verstärkter Bremse	2	11.8116-0129.1 390591	ATE
1.8 i 16V (F19, M19) 1.8 i 16V (F19, M19) 2.0 i (F19, M19) 2.0 i 16V (F19, M19) ↓	82 85 85 100	09/95→09/96 11/94→09/98 03/92→09/98 02/95→09/98			2	11.8116-0097.1 390590	ATE


















	kw			 	! #		
<b>OPEL - ASTRA F (T92) 09/91→09/98</b>							
<b>Führungshülzensatz, Bremssattel</b>							
1.4 i (F19, M19)	44	09/91→09/98	←	10/91→		11.0101-5407.2 260011	ATE
1.4 i 16V (F19, M19)	66	02/96→09/98	←	Schaltgetriebe; nicht für Fahrzeuge mit verstärkter Bremse		11.0101-5407.2 260011	ATE
1.4 Si (F19, M19)	60	03/92→09/98	←	Vollautomatik; nicht für Fahrzeuge mit verstärkter Bremse		11.0101-5407.2 260011	ATE
			←	für Fahrzeuge mit verstärkter Bremse		11.0101-5407.2 260011	ATE
1.6 i (F19, M19)	52	05/93→07/96	←			11.0101-5407.2 260011	ATE
1.6 i (F19, M19)	55	03/92→09/98	←	Schaltgetriebe		11.0101-5407.2 260011	ATE
			←	Vollautomatik		11.0101-5407.2 260011	ATE
1.6 i 16V (F19, M19)	74	08/94→09/98	←			11.0101-5407.2 260011	ATE
1.7 D (F19, M19)	44	07/92→09/98					
1.7 TD (F19, M19)	50	11/94→09/98					
1.7 TDS (F19, M19)	60	03/92→09/98					
1.8 i (F19, M19)	66	03/92→09/98					
1.8 i 16V (F19, M19)	82	09/95→09/96					
1.8 i 16V (F19, M19)	85	11/94→09/98					
2.0 i (F19, M19)	85	03/92→09/98					
2.0 i 16V (F19, M19)	100	02/95→09/98					
<b>Führungsbolzen, Bremssattel</b>							
1.4 i (F19, M19)	44	09/91→09/98	←	10/91→	2	11.8171-0008.1 990049	ATE
1.4 i 16V (F19, M19)	66	02/96→09/98		für Fahrzeuge mit verstärkter Bremse	2	11.8171-0008.1 990049	ATE
1.4 Si (F19, M19)	60	03/92→09/98	←	Schaltgetriebe; nicht für Fahrzeuge mit verstärkter Bremse	2	11.8171-0008.1 990049	ATE
			←	Vollautomatik; nicht für Fahrzeuge mit verstärkter Bremse	2	11.8171-0008.1 990049	ATE
1.6 i (F19, M19)	52	05/93→07/96			2	11.8171-0008.1 990049	ATE
1.6 i (F19, M19)	55	03/92→09/98	←	Vollautomatik	2	11.8171-0008.1 990049	ATE
			←	Schaltgetriebe	2	11.8171-0008.1 990049	ATE
1.6 i 16V (F19, M19)	74	08/94→09/98			2	11.8171-0008.1 990049	ATE
1.8 i (F19, M19)	66	03/92→09/98	←		2	11.8171-0008.1 990049	ATE
1.7 D (F19, M19)	44	07/92→09/98		für Fahrzeuge mit verstärkter Bremse	2	11.8171-0008.1 990049	ATE
1.7 TD (F19, M19)	50	11/94→09/98			2	11.8171-0008.1 990049	ATE
1.7 TDS (F19, M19)	60	03/92→09/98	←	nicht für Fahrzeuge mit verstärkter Bremse	2	11.8171-0008.1 990049	ATE
1.8 i 16V (F19, M19)	82	09/95→09/96			2	11.8171-0008.1 990049	ATE
1.8 i 16V (F19, M19)	85	11/94→09/98					
2.0 i (F19, M19)	85	03/92→09/98					
2.0 i 16V (F19, M19)	100	02/95→09/98					
<b>Dichtungssatz, Bremssattel</b>							
1.4 i (F19, M19)	44	09/91→09/98	←	10/91→		11.0441-4811.2 250024	ATE
1.4 i 16V (F19, M19)	66	02/96→09/98	←	Schaltgetriebe; nicht für Fahrzeuge mit verstärkter Bremse		11.0441-4811.2 250024	ATE
1.4 Si (F19, M19)	60	03/92→09/98	←	Vollautomatik; nicht für Fahrzeuge mit verstärkter Bremse		11.0441-4811.2 250024	ATE
			←	für Fahrzeuge mit verstärkter Bremse		11.0441-5202.2 250026	ATE
1.6 i (F19, M19)	52	05/93→07/96	←	Schaltgetriebe		11.0441-4811.2 250024	ATE
1.6 i (F19, M19)	55	03/92→09/98	←	Vollautomatik		11.0441-4811.2 250024	ATE
			←			11.0441-5202.2 250026	ATE
1.6 i 16V (F19, M19)	74	08/94→09/98	←			11.0441-4811.2 250024	ATE
1.8 i (F19, M19)	66	03/92→09/98				11.0441-5202.2 250026	ATE
1.7 D (F19, M19)	44	07/92→09/98	←	nicht für Fahrzeuge mit verstärkter Bremse		11.0441-4811.2 250024	ATE
1.7 TD (F19, M19)	50	11/94→09/98					
1.7 TDS (F19, M19)	60	03/92→09/98	←	für Fahrzeuge mit verstärkter Bremse		11.0441-5202.2 250026	ATE
1.8 i 16V (F19, M19)	82	09/95→09/96	←			11.0441-5202.2 250026	ATE
1.8 i 16V (F19, M19)	85	11/94→09/98					
2.0 i 16V (F19, M19)	100	02/95→09/98	→			13.0441-3506.2 250052	ATE
2.0 i (F19, M19)	85	03/92→09/98	←			11.0441-5202.2 250026	ATE
<b>Bremsschlauch</b>							
1.4 i (F19, M19)	44	09/91→09/98	←	10/91→	2	24.5298-0322.3 331314	L= 322
			→	10/91→	2	24.5117-0195.3 330565	L= 198
↓							



















































































	kw			 	! #		
<b>OPEL - ASTRA F (T92) 09/91→09/98</b>							
 <b>Bremsschlauch</b>							
1.4 i 16V (F19, M19)	66	02/96→09/98	←		2	24.5298-0322.3 331314	L= 322
1.6 i (F19, M19)	55	03/92→09/98	→		2	24.5117-0195.3 330565	L= 198
1.6 i 16V (F19, M19)	74	08/94→09/98					
1.7 D (F19, M19)	44	07/92→09/98					
1.7 TD (F19, M19)	50	11/94→09/98					
1.7 TDS (F19, M19)	60	03/92→09/98					
1.8 i (F19, M19)	66	03/92→09/98					
1.8 i 16V (F19, M19)	82	09/95→09/96					
1.8 i 16V (F19, M19)	85	11/94→09/98					
2.0 i (F19, M19)	85	03/92→09/98					
2.0 i 16V (F19, M19)	100	02/95→09/98					
1.6 i (F19, M19)	52	05/93→07/96	←		2	24.5298-0322.3 331314	L= 322
<b>OPEL - ASTRA F Cabriolet (T92) 03/93→03/01</b>							
 <b>Bremssattel</b>							
1.4 i 16V	66	01/96→03/01	←	☐; → 09/98; Schaltgetriebe; nicht für Fahrzeuge mit verstärkter Bremse		24.3481-1733.5 240213	ATE - Halter
1.4 Si	60	05/93→03/01	←	☐; → 09/98; Schaltgetriebe; nicht für Fahrzeuge mit verstärkter Bremse		24.3481-1734.5 240214	ATE - Halter
			←	☐; → 09/98; Vollautomatik; nicht für Fahrzeuge mit verstärkter Bremse		24.3481-9871.5 240677	ATE - Halter
			←	☐		24.3481-9871.5 240677	ATE - Halter
			←	☐		24.3481-9872.5 240678	ATE - Halter
			←	☐; → 09/98; Vollautomatik; nicht für Fahrzeuge mit verstärkter Bremse		24.3481-9872.5 240678	ATE - Halter
			←	☐; → 09/98; für Fahrzeuge mit verstärkter Bremse		24.3521-1701.5 240001	ATE - Halter
			←	☐; → 09/98; für Fahrzeuge mit verstärkter Bremse		24.3521-1702.5 240002	ATE - Halter
1.6 i	52	03/93→08/96	←	☐		24.3481-9871.5 240677	ATE - Halter
			←	☐		24.3481-9872.5 240678	ATE - Halter
1.6 i	55	01/96→03/01	←	☐		24.3481-9871.5 240677	ATE - Halter
			←	☐		24.3481-9872.5 240678	ATE - Halter
			←	☐; → 09/98		24.3521-1701.5 240001	ATE - Halter
			←	☐; → 09/98		24.3521-1702.5 240002	ATE - Halter
1.8 i 16V	85	11/94→03/01	←	☐		24.3521-1701.5 240001	ATE - Halter
			←	☐; → 09/98		24.3521-1701.5 240001	ATE - Halter
			←	☐		24.3521-1702.5 240002	ATE - Halter
			←	☐; → 09/98		24.3521-1702.5 240002	ATE - Halter
<b>Feder, Bremssattel</b>							
1.4 i 16V	66	01/96→03/01		→ 09/98; für Fahrzeuge mit verstärkter Bremse	2	11.8116-0097.1 390590	ATE
1.4 Si	60	05/93→03/01	←	→ 09/98; Schaltgetriebe; nicht für Fahrzeuge mit verstärkter Bremse	2	11.8116-0129.1 390591	ATE
			←		2	11.8116-0129.1 390591	ATE
			←	→ 09/98; Vollautomatik; nicht für Fahrzeuge mit verstärkter Bremse	2	11.8116-0129.1 390591	ATE
1.6 i	52	03/93→08/96	←		2	11.8116-0129.1 390591	ATE
1.6 i	55	01/96→03/01		→ 09/98	2	11.8116-0097.1 390590	ATE
			←		2	11.8116-0129.1 390591	ATE
1.8 i 16V	85	11/94→03/01		→ 09/98	2	11.8116-0097.1 390590	ATE
					2	11.8116-0097.1 390590	ATE
<b>Führungshülzensatz, Bremssattel</b>							
1.4 i 16V	66	01/96→03/01	←	→ 09/98; Schaltgetriebe; nicht für Fahrzeuge mit verstärkter Bremse		11.0101-5407.2 260011	ATE
1.4 Si	60	05/93→03/01	←			11.0101-5407.2 260011	ATE
			←	→ 09/98; Vollautomatik; nicht für Fahrzeuge mit verstärkter Bremse		11.0101-5407.2 260011	ATE










	kW			 	! #		
<b>OPEL - ASTRA F Cabriolet (T92) 03/93→03/01</b>							
<b>Führungshülzensatz, Bremssattel</b>							
1.4 i 16V	66	01/96→03/01	←	→ 09/98; für Fahrzeuge mit verstärkter Bremse		11.0101-5407.2 260011	ATE
1.4 Si	60	05/93→03/01	←			11.0101-5407.2 260011	ATE
1.6 i	52	03/93→08/96	←			11.0101-5407.2 260011	ATE
1.6 i	55	01/96→03/01	←			11.0101-5407.2 260011	ATE
1.8 i 16V	85	11/94→03/01	←	→ 09/98		11.0101-5407.2 260011	ATE
<b>Führungsbolzen, Bremssattel</b>							
1.4 i 16V	66	01/96→03/01		→ 09/98; für Fahrzeuge mit verstärkter Bremse	2	11.8171-0008.1 990049	ATE
1.4 Si	60	05/93→03/01	←		2	11.8171-0008.1 990049	ATE
			←	→ 09/98; Schaltgetriebe; nicht für Fahrzeuge mit verstärkter Bremse	2	11.8171-0008.1 990049	ATE
			←	→ 09/98; Vollautomatik; nicht für Fahrzeuge mit verstärkter Bremse	2	11.8171-0008.1 990049	ATE
1.6 i	52	03/93→08/96	←		2	11.8171-0008.1 990049	ATE
1.6 i	55	01/96→03/01	←	→ 09/98	2	11.8171-0008.1 990049	ATE
			←		2	11.8171-0008.1 990049	ATE
1.8 i 16V	85	11/94→03/01		→ 09/98	2	11.8171-0008.1 990049	ATE
					2	11.8171-0008.1 990049	ATE
<b>Dichtungssatz, Bremssattel</b>							
1.4 i 16V	66	01/96→03/01	←	→ 09/98; Schaltgetriebe; nicht für Fahrzeuge mit verstärkter Bremse		11.0441-4811.2 250024	ATE
1.4 Si	60	05/93→03/01	←			11.0441-4811.2 250024	ATE
			←	→ 09/98; Vollautomatik; nicht für Fahrzeuge mit verstärkter Bremse		11.0441-4811.2 250024	ATE
			←	→ 09/98; für Fahrzeuge mit verstärkter Bremse		11.0441-5202.2 250026	ATE
1.6 i	52	03/93→08/96	←			11.0441-4811.2 250024	ATE
1.6 i	55	01/96→03/01	←			11.0441-4811.2 250024	ATE
			←	→ 09/98		11.0441-5202.2 250026	ATE
1.8 i 16V	85	11/94→03/01	←			11.0441-5202.2 250026	ATE
			←	→ 09/98		11.0441-5202.2 250026	ATE
			→	→ 09/98		13.0441-3506.2 250052	ATE
<b>Bremsschlauch</b>							
1.4 i 16V	66	01/96→03/01	←	→ 09/98	2	24.5298-0322.3 331314	L= 322
1.4 Si	60	05/93→03/01	←				
1.6 i	55	01/96→03/01	←				
1.8 i 16V	85	11/94→03/01	←	→ 09/98	2	24.5298-0322.3 331314	L= 322
			→	→ 09/98	2	24.5117-0195.3 330565	L= 198
<b>OPEL - ASTRA F Caravan (T92) 09/91→01/98</b>							
<b>Bremssattel</b>							
1.4 i (F35, M35)	44	09/91→01/98	←	☐; 10/91→		24.3481-1733.5 240213	ATE - Halter
			←	☐; 10/91→		24.3481-1734.5 240214	ATE - Halter
1.4 i 16V (F35, M35)	66	02/96→01/98	←	☐; Schaltgetriebe; nicht für Fahrzeuge mit verstärkter Bremse		24.3481-1733.5 240213	ATE - Halter
1.4 Si (F35, M35)	60	03/92→01/98	←	☐; Schaltgetriebe; nicht für Fahrzeuge mit verstärkter Bremse		24.3481-1734.5 240214	ATE - Halter
			←	☐; Vollautomatik; nicht für Fahrzeuge mit verstärkter Bremse		24.3481-9871.5 240677	ATE - Halter
			←	☐; Vollautomatik; nicht für Fahrzeuge mit verstärkter Bremse		24.3481-9872.5 240678	ATE - Halter
			←	☐; für Fahrzeuge mit verstärkter Bremse		24.3521-1701.5 240001	ATE - Halter
			←	☐; für Fahrzeuge mit verstärkter Bremse		24.3521-1702.5 240002	ATE - Halter
1.6 i (F35, M35)	52	05/93→07/96	←	☐		24.3481-9871.5 240677	ATE - Halter
↓							








	kw			 	! #		
<b>OPEL - ASTRA F Caravan (T92) 09/91→01/98</b>							
<b> Bremssattel</b>							
1.6 i (F35, M35)	52	05/93→07/96	←	☐		24.3481-9872.5 240678	ATE - Halter
1.6 i (F35, M35)	55	09/91→01/98	←	☐; 10/91→		24.3481-9871.5 240677	ATE - Halter
1.8 i (F35, M35)	66	09/91→01/98	←	☐; 10/91→		24.3521-1701.5 240001	ATE - Halter
			←	☐; 10/91→		24.3481-9872.5 240678	ATE - Halter
			←	☐; 10/91→		24.3521-1702.5 240002	ATE - Halter
1.6 i 16V (F35, M35)	74	08/94→01/98	←	☐		24.3521-1701.5 240001	ATE - Halter
1.8 i 16V (F35, M35)	85	07/94→01/98	←	☐		24.3521-1702.5 240002	ATE - Halter
1.8 i 16V (F35, M35)	92	06/93→01/98	←	☐		24.3521-1702.5 240002	ATE - Halter
2.0 i 16V (F35, M35)	100	02/95→01/98	←	☐		24.3521-1702.5 240002	ATE - Halter
2.0 i 16V (F35, M35)	110	03/93→01/98	←	☐		24.3521-1702.5 240002	ATE - Halter
1.7 D (F35, M35)	44	07/92→01/98	←	☐; nicht für Fahrzeuge mit verstärkter Bremse		24.3481-9871.5 240677	ATE - Halter
1.7 TD (F35, M35)	50	11/94→01/98	←	☐; nicht für Fahrzeuge mit verstärkter Bremse		24.3481-9872.5 240678	ATE - Halter
1.7 TDS (F35, M35)	60	12/91→01/98	←	☐; für Fahrzeuge mit verstärkter Bremse		24.3521-1701.5 240001	ATE - Halter
			←	☐; für Fahrzeuge mit verstärkter Bremse		24.3521-1702.5 240002	ATE - Halter
<b>Feder, Bremssattel</b>							
1.4 i (F35, M35)	44	09/91→01/98	←	10/91→	2	11.8116-0129.1 390591	ATE
1.4 i 16V (F35, M35)	66	02/96→01/98		für Fahrzeuge mit verstärkter Bremse	2	11.8116-0097.1 390590	ATE
1.4 Si (F35, M35)	60	03/92→01/98	←	Schaltgetriebe; nicht für Fahrzeuge mit verstärkter Bremse	2	11.8116-0129.1 390591	ATE
			←	Vollautomatik; nicht für Fahrzeuge mit verstärkter Bremse	2	11.8116-0129.1 390591	ATE
1.6 i (F35, M35)	52	05/93→07/96	←		2	11.8116-0129.1 390591	ATE
1.6 i (F35, M35)	55	09/91→01/98		10/91→	2	11.8116-0097.1 390590	ATE
1.8 i (F35, M35)	66	09/91→01/98	←	10/91→	2	11.8116-0129.1 390591	ATE
1.6 i 16V (F35, M35)	74	08/94→01/98			2	11.8116-0097.1 390590	ATE
1.8 i 16V (F35, M35)	85	07/94→01/98			2	11.8116-0097.1 390590	ATE
1.8 i 16V (F35, M35)	92	06/93→01/98			2	11.8116-0097.1 390590	ATE
2.0 i 16V (F35, M35)	100	02/95→01/98			2	11.8116-0097.1 390590	ATE
2.0 i 16V (F35, M35)	110	03/93→01/98			2	11.8116-0097.1 390590	ATE
1.7 D (F35, M35)	44	07/92→01/98		für Fahrzeuge mit verstärkter Bremse	2	11.8116-0097.1 390590	ATE
1.7 TD (F35, M35)	50	11/94→01/98	←	nicht für Fahrzeuge mit verstärkter Bremse	2	11.8116-0129.1 390591	ATE
1.7 TDS (F35, M35)	60	12/91→01/98			2	11.8116-0129.1 390591	ATE
<b>Führungshülzensatz, Bremssattel</b>							
1.4 i (F35, M35)	44	09/91→01/98	←	10/91→		11.0101-5407.2 260011	ATE
1.6 i (F35, M35)	55	09/91→01/98				11.0101-5407.2 260011	ATE
1.8 i (F35, M35)	66	09/91→01/98				11.0101-5407.2 260011	ATE
1.4 i 16V (F35, M35)	66	02/96→01/98	←	Schaltgetriebe; nicht für Fahrzeuge mit verstärkter Bremse		11.0101-5407.2 260011	ATE
1.4 Si (F35, M35)	60	03/92→01/98	←	Vollautomatik; nicht für Fahrzeuge mit verstärkter Bremse		11.0101-5407.2 260011	ATE
			←	für Fahrzeuge mit verstärkter Bremse		11.0101-5407.2 260011	ATE
1.6 i (F35, M35)	52	05/93→07/96	←			11.0101-5407.2 260011	ATE
1.6 i 16V (F35, M35)	74	08/94→01/98				11.0101-5407.2 260011	ATE
1.7 D (F35, M35)	44	07/92→01/98				11.0101-5407.2 260011	ATE
1.7 TD (F35, M35)	50	11/94→01/98				11.0101-5407.2 260011	ATE
1.7 TDS (F35, M35)	60	12/91→01/98				11.0101-5407.2 260011	ATE
1.8 i 16V (F35, M35)	85	07/94→01/98				11.0101-5407.2 260011	ATE
1.8 i 16V (F35, M35)	92	06/93→01/98				11.0101-5407.2 260011	ATE
2.0 i 16V (F35, M35)	100	02/95→01/98				11.0101-5407.2 260011	ATE
2.0 i 16V (F35, M35)	110	03/93→01/98				11.0101-5407.2 260011	ATE
<b>Führungsbolzen, Bremssattel</b>							
1.4 i (F35, M35)	44	09/91→01/98	←	10/91→	2	11.8171-0008.1 990049	ATE
1.4 i 16V (F35, M35)	66	02/96→01/98		für Fahrzeuge mit verstärkter Bremse	2	11.8171-0008.1 990049	ATE
1.4 Si (F35, M35)	60	03/92→01/98	←	Schaltgetriebe; nicht für Fahrzeuge mit verstärkter Bremse	2	11.8171-0008.1 990049	ATE
			←	Vollautomatik; nicht für Fahrzeuge mit verstärkter Bremse	2	11.8171-0008.1 990049	ATE
1.6 i (F35, M35)	52	05/93→07/96	←		2	11.8171-0008.1 990049	ATE
↓							

	kw				! #		
<b>OPEL - ASTRA F Caravan (T92) 09/91→01/98</b>							
<b>Führungsbolzen, Bremsattel</b>							
1.6 i (F35, M35)	55	09/91→01/98		10/91→	2	11.8171-0008.1 990049	ATE
1.8 i (F35, M35)	66	09/91→01/98	←	10/91→	2	11.8171-0008.1 990049	ATE
1.6 i 16V (F35, M35)	74	08/94→01/98			2	11.8171-0008.1 990049	ATE
1.8 i 16V (F35, M35)	85	07/94→01/98					
1.8 i 16V (F35, M35)	92	06/93→01/98					
2.0 i 16V (F35, M35)	100	02/95→01/98					
2.0 i 16V (F35, M35)	110	03/93→01/98					
1.7 D (F35, M35)	44	07/92→01/98		für Fahrzeuge mit verstärkter Bremse	2	11.8171-0008.1 990049	ATE
1.7 TD (F35, M35)	50	11/94→01/98	←	nicht für Fahrzeuge mit verstärkter Bremse	2	11.8171-0008.1 990049	ATE
1.7 TDS (F35, M35)	60	12/91→01/98					
<b>Dichtungssatz, Bremsattel</b>							
1.4 i (F35, M35)	44	09/91→01/98	←	10/91→		11.0441-4811.2 250024	ATE
1.4 i 16V (F35, M35)	66	02/96→01/98	←	Schaltgetriebe; nicht für Fahrzeuge mit verstärkter Bremse		11.0441-4811.2 250024	ATE
1.4 Si (F35, M35)	60	03/92→01/98	←	Vollautomatik; nicht für Fahrzeuge mit verstärkter Bremse		11.0441-4811.2 250024	ATE
			←	für Fahrzeuge mit verstärkter Bremse		11.0441-5202.2 250026	ATE
1.6 i (F35, M35)	52	05/93→07/96	←			11.0441-4811.2 250024	ATE
1.6 i (F35, M35)	55	09/91→01/98	←	10/91→		11.0441-4811.2 250024	ATE
1.8 i (F35, M35)	66	09/91→01/98				11.0441-5202.2 250026	ATE
1.6 i 16V (F35, M35)	74	08/94→01/98	←			11.0441-5202.2 250026	ATE
2.0 i 16V (F35, M35)	100	02/95→01/98					
2.0 i 16V (F35, M35)	110	03/93→01/98					
1.7 D (F35, M35)	44	07/92→01/98	←	nicht für Fahrzeuge mit verstärkter Bremse		11.0441-4811.2 250024	ATE
1.7 TD (F35, M35)	50	11/94→01/98	←			11.0441-5202.2 250026	ATE
1.7 TDS (F35, M35)	60	12/91→01/98	←	für Fahrzeuge mit verstärkter Bremse		11.0441-5202.2 250026	ATE
1.8 i 16V (F35, M35)	85	07/94→01/98	←			11.0441-5202.2 250026	ATE
1.8 i 16V (F35, M35)	92	06/93→01/98	→			13.0441-3506.2 250052	ATE
<b>Bremsschlauch</b>							
1.4 i (F35, M35)	44	09/91→01/98	←	10/91→	2	24.5298-0322.3 331314	L= 322
1.6 i (F35, M35)	55	09/91→01/98	→	10/91→	2	24.5233-0200.3 330425	L= 198
1.8 i (F35, M35)	66	09/91→01/98					
1.4 i 16V (F35, M35)	66	02/96→01/98	←		2	24.5298-0322.3 331314	L= 322
1.4 Si (F35, M35)	60	03/92→01/98	→				
1.6 i 16V (F35, M35)	74	08/94→01/98	→		2	24.5233-0200.3 330425	L= 198
1.7 D (F35, M35)	44	07/92→01/98					
1.7 TD (F35, M35)	50	11/94→01/98					
1.7 TDS (F35, M35)	60	12/91→01/98					
1.6 i (F35, M35)	52	05/93→07/96	→		2	24.5233-0200.3 330425	L= 198
1.8 i 16V (F35, M35)	85	07/94→01/98	←		2	24.5298-0322.3 331314	L= 322
1.8 i 16V (F35, M35)	92	06/93→01/98	→		2	24.5117-0195.3 330565	L= 198
<b>OPEL - ASTRA F CC (T92) 09/91→02/98</b>							
<b>Bremssattel</b>							
1.4 i (F08, M08, F68, M68)	44	09/91→01/98	←	☐		24.3481-1733.5 240213	ATE - Halter
			←	☐		24.3481-1734.5 240214	ATE - Halter
1.4 i 16V (F08, M08, F68, M68)	66	09/96→02/98	←	☐; Schaltgetriebe; nicht für Fahrzeuge mit verstärkter Bremse		24.3481-1733.5 240213	ATE - Halter
1.4 Si (F08, M08, F68, M68)	60	03/92→01/98	←	☐; Schaltgetriebe; nicht für Fahrzeuge mit verstärkter Bremse		24.3481-1734.5 240214	ATE - Halter
			←	☐; Vollautomatik; nicht für Fahrzeuge mit verstärkter Bremse		24.3481-9871.5 240677	ATE - Halter
			←	☐; Vollautomatik; nicht für Fahrzeuge mit verstärkter Bremse		24.3481-9872.5 240678	ATE - Halter
			←	☐; für Fahrzeuge mit verstärkter Bremse		24.3521-1701.5 240001	ATE - Halter
			←	☐; für Fahrzeuge mit verstärkter Bremse		24.3521-1702.5 240002	ATE - Halter
1.6 i (F08, M08, F68, M68)	52	05/93→07/96	←	☐; Schaltgetriebe		24.3481-1733.5 240213	ATE - Halter
			←	☐; Schaltgetriebe		24.3481-1734.5 240214	ATE - Halter
			←	☐; Vollautomatik		24.3481-9871.5 240677	ATE - Halter
↓							








	kw			 	! #		
<b>OPEL - ASTRA F CC (T92) 09/91→02/98</b>							
<b> Bremssattel</b>							
1.6 i (F08, M08, F68, M68)	52	05/93→07/96	←   ; Vollautomatik	24.3481-9872.5	240678	ATE - Halter	
			←  	24.3521-1701.5	240001	ATE - Halter	
			←  	24.3521-1702.5	240002	ATE - Halter	
1.6 i (F08, M08, F68, M68)	55	09/91→01/98	←   ; 10/91→; Schaltgetriebe	24.3481-1733.5	240213	ATE - Halter	
			←   ; 10/91→; Schaltgetriebe	24.3481-1734.5	240214	ATE - Halter	
			←   ; 10/91→; Vollautomatik	24.3481-9871.5	240677	ATE - Halter	
			←   ; 10/91→; Vollautomatik	24.3481-9872.5	240678	ATE - Halter	
			←   ; 10/91→	24.3521-1701.5	240001	ATE - Halter	
			←   ; 10/91→	24.3521-1702.5	240002	ATE - Halter	
1.6 i 16V (F08, M08, F68, M68)	74	08/94→01/98	←  	24.3481-9871.5	240677	ATE - Halter	
			←  	24.3521-1701.5	240001	ATE - Halter	
			←  	24.3481-9872.5	240678	ATE - Halter	
1.7 D (F08, M08, F68, M68) 1.7 TD (F08, M08, F68, M68) 1.7 TDS (F08, M08, F68, M68)	44	07/92→01/98	←   ; nicht für Fahrzeuge mit verstärkter Bremse	24.3481-9871.5	240677	ATE - Halter	
	50	11/94→01/98	←   ; nicht für Fahrzeuge mit verstärkter Bremse	24.3481-9872.5	240678	ATE - Halter	
	60	12/91→01/98	←   ; für Fahrzeuge mit verstärkter Bremse	24.3521-1701.5	240001	ATE - Halter	
			←   ; für Fahrzeuge mit verstärkter Bremse	24.3521-1702.5	240002	ATE - Halter	
1.8 i (F08, M08, F68, M68)	66	09/91→01/98	←   ; 10/91→	24.3481-9871.5	240677	ATE - Halter	
			←   ; 10/91→	24.3521-1701.5	240001	ATE - Halter	
			←   ; 10/91→	24.3481-9872.5	240678	ATE - Halter	
1.8 i 16V (F08, M08, F68, M68) 2.0 i 16V (F08, M08, F68, M68)	85	09/94→01/98	←  	24.3521-1701.5	240001	ATE - Halter	
	100	02/95→01/98	←  	24.3521-1702.5	240002	ATE - Halter	
2.0 GSI 16V (F08, M08, F68, M68) 2.0 i (F08, M08, F68, M68)	110	09/91→01/98	←   ; 10/91→	24.3521-1701.5	240001	ATE - Halter	
	85	09/91→01/98	←   ; 10/91→	24.3521-1702.5	240002	ATE - Halter	
<b>Feder, Bremssattel</b>							
1.4 i (F08, M08, F68, M68)	44	09/91→01/98	← 	2	11.8116-0129.1	390591	ATE
1.4 i 16V (F08, M08, F68, M68) 1.4 Si (F08, M08, F68, M68)	66	09/96→02/98	←  für Fahrzeuge mit verstärkter Bremse	2	11.8116-0097.1	390590	ATE
	60	03/92→01/98	←  Schaltgetriebe; nicht für Fahrzeuge mit verstärkter Bremse	2	11.8116-0129.1	390591	ATE
←  Vollautomatik; nicht für Fahrzeuge mit verstärkter Bremse			2	11.8116-0129.1	390591	ATE	
1.6 i (F08, M08, F68, M68)	52	05/93→07/96	← 	2	11.8116-0097.1	390590	ATE
			←  Vollautomatik	2	11.8116-0129.1	390591	ATE
			←  Schaltgetriebe	2	11.8116-0129.1	390591	ATE
1.6 i (F08, M08, F68, M68)	55	09/91→01/98	←  10/91→	2	11.8116-0097.1	390590	ATE
			←  10/91→; Schaltgetriebe	2	11.8116-0129.1	390591	ATE
			←  10/91→; Vollautomatik	2	11.8116-0129.1	390591	ATE
1.6 i 16V (F08, M08, F68, M68)	74	08/94→01/98	← 	2	11.8116-0097.1	390590	ATE
			← 	2	11.8116-0129.1	390591	ATE
1.7 D (F08, M08, F68, M68) 1.7 TD (F08, M08, F68, M68) 1.7 TDS (F08, M08, F68, M68)	44	07/92→01/98	←  für Fahrzeuge mit verstärkter Bremse	2	11.8116-0097.1	390590	ATE
	50	11/94→01/98	←  nicht für Fahrzeuge mit verstärkter Bremse	2	11.8116-0129.1	390591	ATE
	60	12/91→01/98	← 	2	11.8116-0129.1	390591	ATE
1.8 i (F08, M08, F68, M68)	66	09/91→01/98	←  10/91→	2	11.8116-0097.1	390590	ATE
			←  10/91→	2	11.8116-0129.1	390591	ATE
1.8 i 16V (F08, M08, F68, M68) 2.0 i 16V (F08, M08, F68, M68)	85	09/94→01/98	← 	2	11.8116-0097.1	390590	ATE
	100	02/95→01/98	← 	2	11.8116-0097.1	390590	ATE
2.0 GSI 16V (F08, M08, F68, M68) ↓	110	09/91→01/98	←  10/91→	2	11.8116-0097.1	390590	ATE










	kW			 	! #		
<b>OPEL - ASTRA F CC (T92) 09/91→02/98</b>							
<b>Feder, Bremssattel</b>							
2.0 i (F08, M08, F68, M68)	85	09/91→01/98		10/91→	2	11.8116-0097.1 390590	ATE
<b>Führungshülzensatz, Bremssattel</b>							
1.4 i (F08, M08, F68, M68)	44	09/91→01/98	←			11.0101-5407.2 260011	ATE
1.6 i 16V (F08, M08, F68, M68)	74	08/94→01/98					
1.7 D (F08, M08, F68, M68)	44	07/92→01/98					
1.7 TD (F08, M08, F68, M68)	50	11/94→01/98					
1.7 TDS (F08, M08, F68, M68)	60	12/91→01/98					
1.8 i 16V (F08, M08, F68, M68)	85	09/94→01/98					
2.0 i 16V (F08, M08, F68, M68)	100	02/95→01/98					
1.4 i 16V (F08, M08, F68, M68)	66	09/96→02/98	←	Schaltgetriebe; nicht für Fahrzeuge mit verstärkter Bremse		11.0101-5407.2 260011	ATE
1.4 Si (F08, M08, F68, M68)	60	03/92→01/98	←	Vollautomatik; nicht für Fahrzeuge mit verstärkter Bremse		11.0101-5407.2 260011	ATE
			←	für Fahrzeuge mit verstärkter Bremse		11.0101-5407.2 260011	ATE
1.6 i (F08, M08, F68, M68)	52	05/93→07/96	←			11.0101-5407.2 260011	ATE
			←	Schaltgetriebe		11.0101-5407.2 260011	ATE
			←	Vollautomatik		11.0101-5407.2 260011	ATE
1.6 i (F08, M08, F68, M68)	55	09/91→01/98	←	10/91→; Schaltgetriebe		11.0101-5407.2 260011	ATE
			←	10/91→; Vollautomatik		11.0101-5407.2 260011	ATE
			←	10/91→		11.0101-5407.2 260011	ATE
1.8 i (F08, M08, F68, M68)	66	09/91→01/98	←	10/91→		11.0101-5407.2 260011	ATE
2.0 GSI 16V (F08, M08, F68, M68)	110	09/91→01/98					
2.0 i (F08, M08, F68, M68)	85	09/91→01/98					
<b>Führungsbolzen, Bremssattel</b>							
1.4 i (F08, M08, F68, M68)	44	09/91→01/98	←		2	11.8171-0008.1 990049	ATE
1.4 i 16V (F08, M08, F68, M68)	66	09/96→02/98		für Fahrzeuge mit verstärkter Bremse	2	11.8171-0008.1 990049	ATE
1.4 Si (F08, M08, F68, M68)	60	03/92→01/98	←	Schaltgetriebe; nicht für Fahrzeuge mit verstärkter Bremse	2	11.8171-0008.1 990049	ATE
			←	Vollautomatik; nicht für Fahrzeuge mit verstärkter Bremse	2	11.8171-0008.1 990049	ATE
1.6 i (F08, M08, F68, M68)	52	05/93→07/96			2	11.8171-0008.1 990049	ATE
			←	Vollautomatik	2	11.8171-0008.1 990049	ATE
			←	Schaltgetriebe	2	11.8171-0008.1 990049	ATE
1.6 i (F08, M08, F68, M68)	55	09/91→01/98		10/91→	2	11.8171-0008.1 990049	ATE
			←	10/91→; Schaltgetriebe	2	11.8171-0008.1 990049	ATE
			←	10/91→; Vollautomatik	2	11.8171-0008.1 990049	ATE
1.6 i 16V (F08, M08, F68, M68)	74	08/94→01/98			2	11.8171-0008.1 990049	ATE
			←		2	11.8171-0008.1 990049	ATE
1.7 D (F08, M08, F68, M68)	44	07/92→01/98		für Fahrzeuge mit verstärkter Bremse	2	11.8171-0008.1 990049	ATE
1.7 TD (F08, M08, F68, M68)	50	11/94→01/98	←	nicht für Fahrzeuge mit verstärkter Bremse	2	11.8171-0008.1 990049	ATE
1.7 TDS (F08, M08, F68, M68)	60	12/91→01/98					
1.8 i (F08, M08, F68, M68)	66	09/91→01/98		10/91→	2	11.8171-0008.1 990049	ATE
			←	10/91→	2	11.8171-0008.1 990049	ATE
1.8 i 16V (F08, M08, F68, M68)	85	09/94→01/98			2	11.8171-0008.1 990049	ATE
2.0 i 16V (F08, M08, F68, M68)	100	02/95→01/98					
2.0 GSI 16V (F08, M08, F68, M68)	110	09/91→01/98		10/91→	2	11.8171-0008.1 990049	ATE
2.0 i (F08, M08, F68, M68)	85	09/91→01/98					
↓							












	kW			 	! #		
<b>OPEL - ASTRA F CC (T92) 09/91→02/98</b>							
<b>Dichtungssatz, Bremssattel</b>							
1.4 i (F08, M08, F68, M68)	44	09/91→01/98	←			11.0441-4811.2 250024	ATE
1.4 i 16V (F08, M08, F68, M68)	66	09/96→02/98	←	Schaltgetriebe; nicht für Fahrzeuge mit verstärkter Bremse		11.0441-4811.2 250024	ATE
1.4 Si (F08, M08, F68, M68)	60	03/92→01/98	←	Vollautomatik; nicht für Fahrzeuge mit verstärkter Bremse		11.0441-4811.2 250024	ATE
			←	für Fahrzeuge mit verstärkter Bremse		11.0441-5202.2 250026	ATE
1.6 i (F08, M08, F68, M68)	52	05/93→07/96	←	Schaltgetriebe		11.0441-4811.2 250024	ATE
			←	Vollautomatik		11.0441-4811.2 250024	ATE
			←			11.0441-5202.2 250026	ATE
1.6 i (F08, M08, F68, M68)	55	09/91→01/98	←	10/91→; Schaltgetriebe		11.0441-4811.2 250024	ATE
			←	10/91→; Vollautomatik		11.0441-4811.2 250024	ATE
			←	10/91→		11.0441-5202.2 250026	ATE
1.6 i 16V (F08, M08, F68, M68)	74	08/94→01/98	←			11.0441-4811.2 250024	ATE
						11.0441-5202.2 250026	ATE
1.7 D (F08, M08, F68, M68)	44	07/92→01/98	←	nicht für Fahrzeuge mit verstärkter Bremse		11.0441-4811.2 250024	ATE
1.7 TD (F08, M08, F68, M68)	50	11/94→01/98	←	für Fahrzeuge mit verstärkter Bremse		11.0441-5202.2 250026	ATE
1.7 TDS (F08, M08, F68, M68)	60	12/91→01/98					
1.8 i (F08, M08, F68, M68)	66	09/91→01/98	←	10/91→		11.0441-4811.2 250024	ATE
						11.0441-5202.2 250026	ATE
1.8 i 16V (F08, M08, F68, M68)	85	09/94→01/98	←			11.0441-5202.2 250026	ATE
2.0 i 16V (F08, M08, F68, M68)	100	02/95→01/98	→			13.0441-3506.2 250052	ATE
2.0 GSI 16V (F08, M08, F68, M68)	110	09/91→01/98	←	10/91→		11.0441-5202.2 250026	ATE
			→	10/91→		13.0441-3506.2 250052	ATE
2.0 i (F08, M08, F68, M68)	85	09/91→01/98	←	10/91→		11.0441-5202.2 250026	ATE
<b>Bremsschlauch</b>							
1.4 i (F08, M08, F68, M68)	44	09/91→01/98	←		2	24.5298-0322.3 331314	L= 322
1.4 i 16V (F08, M08, F68, M68)	66	09/96→02/98	→		2	24.5117-0195.3 330565	L= 198
1.6 i (F08, M08, F68, M68)	52	05/93→07/96					
1.6 i 16V (F08, M08, F68, M68)	74	08/94→01/98					
1.7 D (F08, M08, F68, M68)	44	07/92→01/98					
1.7 TD (F08, M08, F68, M68)	50	11/94→01/98					
1.7 TDS (F08, M08, F68, M68)	60	12/91→01/98					
1.8 i 16V (F08, M08, F68, M68)	85	09/94→01/98					
2.0 i 16V (F08, M08, F68, M68)	100	02/95→01/98					
1.4 Si (F08, M08, F68, M68)	60	03/92→01/98	←		2	24.5298-0322.3 331314	L= 322
1.6 i (F08, M08, F68, M68)	55	09/91→01/98	←	10/91→	2	24.5298-0322.3 331314	L= 322
1.8 i (F08, M08, F68, M68)	66	09/91→01/98	→	10/91→	2	24.5117-0195.3 330565	L= 198
2.0 GSI 16V (F08, M08, F68, M68)	110	09/91→01/98					
2.0 i (F08, M08, F68, M68)	85	09/91→01/98					
<b>OPEL - ASTRA F CLASSIC Caravan (T92) 01/98→01/05</b>							
<b>Bremssattel</b>							
1.6 i (F35, M35)	55	01/98→01/05	←	☐		24.3481-9871.5 240677	ATE - Halter
			←	☐		24.3481-9872.5 240678	ATE - Halter
1.6 i 16V (F35, M35)	74	01/98→01/05	←	☐		24.3521-1701.5 240001	ATE - Halter
			←	☐		24.3521-1702.5 240002	ATE - Halter
↓							



	kw			 	! #		
<b>OPEL - ASTRA F CLASSIC Caravan (T92) 01/98→01/05</b>							
<b>Feder, Bremsattel</b>							
1.6 i (F35, M35)	55	01/98→01/05			2	11.8116-0129.1 390591	ATE
1.6 i 16V (F35, M35)	74	01/98→01/05			2	11.8116-0097.1 390590	ATE
<b>Führungshülzensatz, Bremsattel</b>							
1.6 i (F35, M35)	55	01/98→01/05	←			11.0101-5407.2 260011	ATE
1.6 i 16V (F35, M35)	74	01/98→01/05					
<b>Führungsbolzen, Bremsattel</b>							
1.6 i (F35, M35)	55	01/98→01/05			2	11.8171-0008.1 990049	ATE
1.6 i 16V (F35, M35)	74	01/98→01/05					
<b>Dichtungssatz, Bremsattel</b>							
1.6 i (F35, M35)	55	01/98→01/05	←			11.0441-4811.2 250024	ATE
1.6 i 16V (F35, M35)	74	01/98→01/05	←			11.0441-5202.2 250026	ATE
<b>Bremsschlauch</b>							
1.6 i (F35, M35)	55	01/98→01/05	←		2	24.5298-0322.3 331314	L= 322
1.6 i 16V (F35, M35)	74	01/98→01/05	→		2	24.5233-0200.3 330425	L= 198
<b>OPEL - ASTRA F CLASSIC CC (T92) 01/98→08/02</b>							
<b>Bremssattel</b>							
1.6 i (F08, M08, F68, M68)	55	01/98→08/02	←	☐		24.3481-9871.5 240677	ATE - Halter
			←	☐		24.3481-9872.5 240678	ATE - Halter
1.6 i 16V (F08, M08, F68, M68)	74	01/98→08/02	←	☐		24.3521-1701.5 240001	ATE - Halter
			←	☐		24.3521-1702.5 240002	ATE - Halter
<b>Feder, Bremsattel</b>							
1.6 i (F08, M08, F68, M68)	55	01/98→08/02			2	11.8116-0129.1 390591	ATE
1.6 i 16V (F08, M08, F68, M68)	74	01/98→08/02			2	11.8116-0097.1 390590	ATE
<b>Führungshülzensatz, Bremsattel</b>							
1.6 i (F08, M08, F68, M68)	55	01/98→08/02	←			11.0101-5407.2 260011	ATE
1.6 i 16V (F08, M08, F68, M68)	74	01/98→08/02					
<b>Führungsbolzen, Bremsattel</b>							
1.6 i (F08, M08, F68, M68)	55	01/98→08/02			2	11.8171-0008.1 990049	ATE
1.6 i 16V (F08, M08, F68, M68)	74	01/98→08/02					
<b>Dichtungssatz, Bremsattel</b>							
1.6 i (F08, M08, F68, M68)	55	01/98→08/02	←			11.0441-4811.2 250024	ATE
1.6 i 16V (F08, M08, F68, M68)	74	01/98→08/02	←			11.0441-5202.2 250026	ATE
<b>Bremsschlauch</b>							
1.6 i (F08, M08, F68, M68)	55	01/98→08/02	←		2	24.5298-0322.3 331314	L= 322
1.6 i 16V (F08, M08, F68, M68)	74	01/98→08/02	→		2	24.5117-0195.3 330565	L= 198
<b>OPEL - ASTRA F CLASSIC Stufenheck (T92) 01/98→08/02</b>							
<b>Bremssattel</b>							
1.4 i (F19, M19)	44	01/98→08/02	←	☐		24.3481-1733.5 240213	ATE - Halter
			←	☐		24.3481-1734.5 240214	ATE - Halter
1.6 i (F19, M19)	55	01/98→08/02	←	☐		24.3481-9871.5 240677	ATE - Halter
			←	☐		24.3481-9872.5 240678	ATE - Halter
1.6 i 16V (F19, M19)	74	01/98→08/02	←	☐		24.3521-1701.5 240001	ATE - Halter
			←	☐		24.3521-1702.5 240002	ATE - Halter
<b>Feder, Bremsattel</b>							
1.4 i (F19, M19)	44	01/98→08/02			2	11.8116-0129.1 390591	ATE
1.6 i (F19, M19)	55	01/98→08/02					
↓							

	kW					! #		
<b>OPEL - ASTRA F CLASSIC Stufenheck (T92) 01/98→08/02</b>								
<b>Feder, Bremssattel</b>								
1.6 i 16V (F19, M19)	74	01/98→08/02				2	11.8116-0097.1 390590	ATE
<b>Führungshülzensatz, Bremssattel</b>								
1.4 i (F19, M19)	44	01/98→08/02	←				11.0101-5407.2 260011	ATE
1.6 i (F19, M19)	55	01/98→08/02						
1.6 i 16V (F19, M19)	74	01/98→08/02						
<b>Führungsbolzen, Bremssattel</b>								
1.4 i (F19, M19)	44	01/98→08/02				2	11.8171-0008.1 990049	ATE
1.6 i (F19, M19)	55	01/98→08/02						
1.6 i 16V (F19, M19)	74	01/98→08/02						
<b>Dichtungssatz, Bremssattel</b>								
1.4 i (F19, M19)	44	01/98→08/02	←				11.0441-4811.2 250024	ATE
1.6 i (F19, M19)	55	01/98→08/02						
1.6 i 16V (F19, M19)	74	01/98→08/02	←				11.0441-5202.2 250026	ATE
<b> Bremsschlauch</b>								
1.4 i (F19, M19)	44	01/98→08/02	←			2	24.5298-0322.3 331314	L= 322
1.6 i (F19, M19)	55	01/98→08/02						
1.6 i 16V (F19, M19)	74	01/98→08/02	→			2	24.5117-0195.3 330565	L= 198
<b>OPEL - ASTRA F Kasten/Kombi (T92) 10/91→01/99</b>								
<b> Bremssattel</b>								
1.4 i (F70)	44	10/91→01/99	←	☐; → 09/98			24.3481-1733.5 240213	ATE - Halter
			←	☐; → 09/98			24.3481-1734.5 240214	ATE - Halter
1.6 i (F70)	52	02/93→07/96	←	☐			24.3481-9871.5 240677	ATE - Halter
1.6 i (F70)	55	10/91→02/98					24.3521-1701.5 240001	ATE - Halter
			←	☐			24.3481-9872.5 240678	ATE - Halter
							24.3521-1702.5 240002	ATE - Halter
1.6 i 16V (F70)	74	08/94→03/98	←	☐			24.3521-1701.5 240001	ATE - Halter
			←	☐			24.3521-1702.5 240002	ATE - Halter
1.7 D (F70)	44	07/92→01/99	←	☐; → 09/98; nicht für Fahrzeuge mit verstärkter Bremse			24.3481-9871.5 240677	ATE - Halter
1.7 TD (F70)	50	08/94→01/99						
			←	☐; → 09/98; nicht für Fahrzeuge mit verstärkter Bremse			24.3481-9872.5 240678	ATE - Halter
			←	☐; → 09/98; für Fahrzeuge mit verstärkter Bremse			24.3521-1701.5 240001	ATE - Halter
			←	☐; → 09/98; für Fahrzeuge mit verstärkter Bremse			24.3521-1702.5 240002	ATE - Halter
1.7 TD (F70)	60	03/95→02/98	←	☐; nicht für Fahrzeuge mit verstärkter Bremse			24.3481-9871.5 240677	ATE - Halter
			←	☐; nicht für Fahrzeuge mit verstärkter Bremse			24.3481-9872.5 240678	ATE - Halter
			←	☐; für Fahrzeuge mit verstärkter Bremse			24.3521-1701.5 240001	ATE - Halter
			←	☐; für Fahrzeuge mit verstärkter Bremse			24.3521-1702.5 240002	ATE - Halter
<b>Feder, Bremssattel</b>								
1.4 i (F70)	44	10/91→01/99	←	→ 09/98		2	11.8116-0129.1 390591	ATE
1.6 i (F70)	52	02/93→07/96				2	11.8116-0097.1 390590	ATE
1.6 i (F70)	55	10/91→02/98	←			2	11.8116-0129.1 390591	ATE
1.6 i 16V (F70)	74	08/94→03/98				2	11.8116-0097.1 390590	ATE
1.7 D (F70)	44	07/92→01/99		→ 09/98; für Fahrzeuge mit verstärkter Bremse		2	11.8116-0097.1 390590	ATE
1.7 TD (F70)	50	08/94→01/99	←	→ 09/98; nicht für Fahrzeuge mit verstärkter Bremse		2	11.8116-0129.1 390591	ATE
1.7 TD (F70)	60	03/95→02/98		für Fahrzeuge mit verstärkter Bremse		2	11.8116-0097.1 390590	ATE
			←	nicht für Fahrzeuge mit verstärkter Bremse		2	11.8116-0129.1 390591	ATE
<b>Führungshülzensatz, Bremssattel</b>								
1.4 i (F70)	44	10/91→01/99	←	→ 09/98			11.0101-5407.2 260011	ATE
1.7 D (F70)	44	07/92→01/99						
1.7 TD (F70)	50	08/94→01/99						
↓								

	kw			 	! #		
<b>OPEL - ASTRA F Kasten/Kombi (T92) 10/91→01/99</b>							
<b>Führungshülzensatz, Bremsattel</b>							
1.6 i (F70)	52	02/93→07/96	←			11.0101-5407.2 260011	ATE
1.6 i (F70)	55	10/91→02/98					
1.6 i 16V (F70)	74	08/94→03/98					
1.7 TD (F70)	60	03/95→02/98					
<b>Führungsbolzen, Bremsattel</b>							
1.4 i (F70)	44	10/91→01/99	←	→ 09/98	2	11.8171-0008.1 990049	ATE
1.6 i (F70)	52	02/93→07/96			2	11.8171-0008.1 990049	ATE
1.6 i (F70)	55	10/91→02/98	←		2	11.8171-0008.1 990049	ATE
1.6 i 16V (F70)	74	08/94→03/98			2	11.8171-0008.1 990049	ATE
1.7 D (F70)	44	07/92→01/99		→ 09/98;	2	11.8171-0008.1 990049	ATE
1.7 TD (F70)	50	08/94→01/99		für Fahrzeuge mit verstärkter Bremse			
			←	→ 09/98;	2	11.8171-0008.1 990049	ATE
				nicht für Fahrzeuge mit verstärkter Bremse			
1.7 TD (F70)	60	03/95→02/98		für Fahrzeuge mit verstärkter Bremse	2	11.8171-0008.1 990049	ATE
			←	nicht für Fahrzeuge mit verstärkter Bremse	2	11.8171-0008.1 990049	ATE
<b>Dichtungssatz, Bremsattel</b>							
1.4 i (F70)	44	10/91→01/99	←	→ 09/98		11.0441-4811.2 250024	ATE
1.6 i (F70)	52	02/93→07/96	←			11.0441-4811.2 250024	ATE
1.6 i (F70)	55	10/91→02/98				11.0441-5202.2 250026	ATE
1.6 i 16V (F70)	74	08/94→03/98	←			11.0441-5202.2 250026	ATE
1.7 D (F70)	44	07/92→01/99	←	→ 09/98;		11.0441-4811.2 250024	ATE
1.7 TD (F70)	50	08/94→01/99		nicht für Fahrzeuge mit verstärkter Bremse			
			←	→ 09/98;		11.0441-5202.2 250026	ATE
				für Fahrzeuge mit verstärkter Bremse			
1.7 TD (F70)	60	03/95→02/98	←	nicht für Fahrzeuge mit verstärkter Bremse		11.0441-4811.2 250024	ATE
			←	für Fahrzeuge mit verstärkter Bremse		11.0441-5202.2 250026	ATE
 <b>Bremsschlauch</b>							
1.4 i (F70)	44	10/91→01/99	←	→ 09/98	2	24.5298-0322.3 331314	L= 322
1.7 D (F70)	44	07/92→01/99					
1.7 TD (F70)	50	08/94→01/99	→	→ 09/98	2	24.5233-0200.3 330425	L= 198
1.6 i (F70)	52	02/93→07/96	←		2	24.5298-0322.3 331314	L= 322
1.6 i (F70)	55	10/91→02/98	→		2	24.5233-0200.3 330425	L= 198
1.6 i 16V (F70)	74	08/94→03/98	←		2	24.5298-0322.3 331314	L= 322
1.7 TD (F70)	60	03/95→02/98	→		2	24.5233-0200.3 330425	L= 198
<b>OPEL - ASTRA G Cabriolet (T98) 03/01→10/05</b>							
 <b>Bremssattel</b>							
1.6 (F67)	76	01/03→10/05	←	☐		24.3521-7001.5 240481	ATE - Halter
			←	☐		24.3521-7002.5 240482	ATE - Halter
			→	☐		24.3367-1713.5 240900	TRW - Halter
			→	☐		24.3367-1714.5 240901	TRW - Halter
1.6 16V (F67)	74	03/01→10/05	←	☐		24.3521-7001.5 240481	ATE - Halter
			←	☐		24.3521-7002.5 240482	ATE - Halter
			→	☐; 07/01→		24.3367-1713.5 240900	TRW - Halter
			→	☐; 07/01→		24.3367-1714.5 240901	TRW - Halter
1.8 16V (F67)	92	03/01→10/05	←	☐; - ABS		24.3521-7001.5 240481	ATE - Halter
			←	☐; - ABS		24.3521-7002.5 240482	ATE - Halter
			←	☐; + ABS		24.3571-9823.5 240499	ATE - Halter
			←	☐; + ABS		24.3571-9824.5 240500	ATE - Halter
			→	☐; 07/01→		24.3384-1753.5 240824	TRW - Halter
			→	☐; 07/01→		24.3384-1754.5 240825	TRW - Halter
2.0 16V Turbo (F67) 2.0 OPC (F67) 2.2 DTI (F67)	147 141 92	11/02→10/05 03/02→10/05 09/02→10/05	←	☐		24.3571-9823.5 240499	ATE - Halter
			←	☐		24.3571-9824.5 240500	ATE - Halter
			→	☐		24.3384-1753.5 240824	TRW - Halter
			→	☐		24.3384-1754.5 240825	TRW - Halter
↓							



**OPEL - ASTRA G Cabriolet (T98) 03/01→10/05**

**Bremssattel**

2.2 16V (F67)	108	03/01→10/05	←	☐		24.3571-9823.5	240499	ATE - Halter
			←	☐		24.3571-9824.5	240500	ATE - Halter
			→	☐; 07/01→		24.3384-1753.5	240824	TRW - Halter
			→	☐; 07/01→		24.3384-1754.5	240825	TRW - Halter

**Feder, Bremssattel**

1.6 (F67)	76	01/03→10/05			2	11.8116-0292.1	390521	ATE
1.6 16V (F67)	74	03/01→10/05						
1.8 16V (F67)	92	03/01→10/05		- ABS	2	11.8116-0292.1	390521	ATE
			←	+ ABS	2	11.8116-0292.1	390521	ATE
2.0 16V Turbo (F67)	147	11/02→10/05	←		2	11.8116-0292.1	390521	ATE
2.0 OPC (F67)	141	03/02→10/05						
2.2 16V (F67)	108	03/01→10/05						
2.2 DTI (F67)	92	09/02→10/05						

**Führungshülzensatz, Bremssattel**

1.6 (F67)	76	01/03→10/05	←			11.0101-5407.2	260011	ATE
1.6 16V (F67)	74	03/01→10/05						
1.8 16V (F67)	92	03/01→10/05						
2.0 16V Turbo (F67)	147	11/02→10/05						
2.0 OPC (F67)	141	03/02→10/05						
2.2 16V (F67)	108	03/01→10/05						
2.2 DTI (F67)	92	09/02→10/05						

**Führungsbolzen, Bremssattel**

1.6 (F67)	76	01/03→10/05	←		2	11.8171-0008.1	990049	ATE
1.6 16V (F67)	74	03/01→10/05						
1.8 16V (F67)	92	03/01→10/05						
2.2 16V (F67)	108	03/01→10/05						
2.2 DTI (F67)	92	09/02→10/05						
2.0 16V Turbo (F67)	147	11/02→10/05			2	11.8171-0008.1	990049	ATE
2.0 OPC (F67)	141	03/02→10/05						

**Dichtungssatz, Bremssattel**

1.8 16V (F67)	92	03/01→10/05	←	+ ABS		11.0441-5704.2	250034	ATE
2.0 16V Turbo (F67)	147	11/02→10/05	←			11.0441-5704.2	250034	ATE
2.0 OPC (F67)	141	03/02→10/05						
2.2 16V (F67)	108	03/01→10/05						
2.2 DTI (F67)	92	09/02→10/05						









**Bremsschlauch**







1.6 (F67)	76	01/03→10/05	←		2	24.5241-0396.3	331380	L= 398
1.6 16V (F67)	74	03/01→10/05						
1.8 16V (F67)	92	03/01→10/05	→	☐; 32000001→		24.5157-0218.3	331095	L= 219 L2= 185 mit Rohrleitung
2.0 16V Turbo (F67)	147	11/02→10/05	→	☐; 32000001→		24.5157-0219.3	331096	L= 219 L2= 185 mit Rohrleitung
2.0 OPC (F67)	141	03/02→10/05						
2.2 16V (F67)	108	03/01→10/05	→	→ 22999999	2	24.5241-0200.3	330620	L= 200
2.2 DTI (F67)	92	09/02→10/05						

**OPEL - ASTRA G Caravan (T98) 02/98→07/04**








**Bremssattel**

1.2 16V (F35)	48	02/98→09/00	←	☐; 22000001→		24.3521-7001.5	240481	ATE - Halter
			←	☐; 22000001→		24.3521-7002.5	240482	ATE - Halter
1.2 16V (F35)	55	09/00→07/04	←	☐; 22000001→		24.3521-7001.5	240481	ATE - Halter
			←	☐; 22000001→		24.3521-7002.5	240482	ATE - Halter
			→	☐; 07/01→ 07/03		24.3344-1713.5	240812	TRW - Halter
			→	☐; 07/01→ 07/03		24.3344-1714.5	240813	TRW - Halter
			→	☐; 08/03→		24.3347-1711.5	240699	TRW - Halter
			→	☐; 08/03→		24.3347-1712.5	240700	TRW - Halter
1.4 16V (F35)	66	06/98→07/04	←	☐		24.3521-7001.5	240481	ATE - Halter
1.7 DTI 16V (F35)	55	02/00→07/04	←	☐		24.3521-7002.5	240482	ATE - Halter
			→	☐; 07/01→ 07/03		24.3344-1713.5	240812	TRW - Halter
			→	☐; 07/01→ 07/03		24.3344-1714.5	240813	TRW - Halter
			→	☐; 08/03→		24.3347-1711.5	240699	TRW - Halter
			→	☐; 08/03→		24.3347-1712.5	240700	TRW - Halter
1.6 (F35)	55	02/98→09/00	←	☐; 04/98→		24.3521-7001.5	240481	ATE - Halter
			←	☐; 04/98→		24.3521-7002.5	240482	ATE - Halter

	kw			 	! #			
<b>OPEL - ASTRA G Caravan (T98) 02/98→07/04</b>								
 <b>Bremssattel</b>								
1.6 (F35)	55	02/98→09/00	→	<input type="checkbox"/>		24.3344-1713.5	240812	TRW - Halter
			→	<input type="checkbox"/>		24.3344-1714.5	240813	TRW - Halter
1.6 (F35)	62	09/00→07/04	←	<input type="checkbox"/>		24.3521-7001.5	240481	ATE - Halter
			←	<input type="checkbox"/>		24.3521-7002.5	240482	ATE - Halter
			→	<input type="checkbox"/>	07/01→ 07/03	24.3344-1713.5	240812	TRW - Halter
			→	<input type="checkbox"/>	07/01→ 07/03	24.3344-1714.5	240813	TRW - Halter
			→	<input type="checkbox"/>	08/03→; für Fahrzeuge ohne Sportfahrwerk	24.3347-1711.5	240699	TRW - Halter
			→	<input type="checkbox"/>	08/03→; für Fahrzeuge ohne Sportfahrwerk	24.3347-1712.5	240700	TRW - Halter
			→	<input type="checkbox"/>	08/03→; für Fahrzeuge mit Sportfahrwerk	24.3367-1707.5	240898	TRW - Halter
			→	<input type="checkbox"/>	08/03→; für Fahrzeuge mit Sportfahrwerk	24.3367-1708.5	240899	TRW - Halter
1.6 (F35) 1.6 LPG (F35) 1.6 LPG (F35)	76	12/02→05/04	←	<input type="checkbox"/>		24.3521-7001.5	240481	ATE - Halter
	74	03/98→07/04	←	<input type="checkbox"/>		24.3521-7002.5	240482	ATE - Halter
	76	06/02→07/04	→	<input type="checkbox"/>	→ 07/03	24.3344-1713.5	240812	TRW - Halter
			→	<input type="checkbox"/>	→ 07/03	24.3344-1714.5	240813	TRW - Halter
			→	<input type="checkbox"/>	08/03→; für Fahrzeuge ohne Sportfahrwerk	24.3347-1711.5	240699	TRW - Halter
			→	<input type="checkbox"/>	08/03→; für Fahrzeuge ohne Sportfahrwerk	24.3347-1712.5	240700	TRW - Halter
			→	<input type="checkbox"/>	08/03→; für Fahrzeuge mit Sportfahrwerk	24.3367-1707.5	240898	TRW - Halter
			→	<input type="checkbox"/>	08/03→; für Fahrzeuge mit Sportfahrwerk	24.3367-1708.5	240899	TRW - Halter
1.6 16V (F35)	74	02/98→07/04	←	<input type="checkbox"/>	04/98→	24.3521-7001.5	240481	ATE - Halter
			←	<input type="checkbox"/>	04/98→	24.3521-7002.5	240482	ATE - Halter
			→	<input type="checkbox"/>	07/01→ 07/03	24.3344-1713.5	240812	TRW - Halter
			→	<input type="checkbox"/>	07/01→ 07/03	24.3344-1714.5	240813	TRW - Halter
			→	<input type="checkbox"/>	08/03→	24.3347-1711.5	240699	TRW - Halter
			→	<input type="checkbox"/>	08/03→	24.3347-1712.5	240700	TRW - Halter
1.6 CNG (F35)	71	03/03→07/04	←	<input type="checkbox"/>		24.3571-9823.5	240499	ATE - Halter
			←	<input type="checkbox"/>		24.3571-9824.5	240500	ATE - Halter
			→	<input type="checkbox"/>	→ 07/03	24.3344-1713.5	240812	TRW - Halter
			→	<input type="checkbox"/>	→ 07/03	24.3344-1714.5	240813	TRW - Halter
			→	<input type="checkbox"/>	08/03→	24.3347-1711.5	240699	TRW - Halter
			→	<input type="checkbox"/>	08/03→	24.3347-1712.5	240700	TRW - Halter
			→	<input type="checkbox"/>		24.3384-1753.5	240824	TRW - Halter
1.7 CDTI (F35)	59	04/03→05/04	←	<input type="checkbox"/>		24.3521-7001.5	240481	ATE - Halter
			←	<input type="checkbox"/>		24.3521-7002.5	240482	ATE - Halter
			→	<input type="checkbox"/>	→ 07/03	24.3344-1713.5	240812	TRW - Halter
			→	<input type="checkbox"/>	→ 07/03	24.3344-1714.5	240813	TRW - Halter
			→	<input type="checkbox"/>	08/03→	24.3347-1711.5	240699	TRW - Halter
			→	<input type="checkbox"/>	08/03→	24.3347-1712.5	240700	TRW - Halter
1.7 TD (F35)	50	02/98→08/00	←	<input type="checkbox"/>	04/98→	24.3521-7001.5	240481	ATE - Halter
			←	<input type="checkbox"/>	04/98→	24.3521-7002.5	240482	ATE - Halter
1.8 16V (F35)	85	02/98→09/00	←	<input type="checkbox"/>	04/98→; - ABS	24.3521-7001.5	240481	ATE - Halter
			←	<input type="checkbox"/>	04/98→; - ABS	24.3521-7002.5	240482	ATE - Halter
			←	<input type="checkbox"/>	04/98→; + ABS	24.3571-9823.5	240499	ATE - Halter
			←	<input type="checkbox"/>	04/98→; + ABS	24.3571-9824.5	240500	ATE - Halter
			→	<input type="checkbox"/>		24.3344-1713.5	240812	TRW - Halter
			→	<input type="checkbox"/>		24.3344-1714.5	240813	TRW - Halter
1.8 16V (F35)	92	09/00→07/04	←	<input type="checkbox"/>	- ABS	24.3521-7001.5	240481	ATE - Halter
			←	<input type="checkbox"/>	- ABS	24.3521-7002.5	240482	ATE - Halter
			←	<input type="checkbox"/>	+ ABS	24.3571-9823.5	240499	ATE - Halter
↓								

	kw				! #			
<b>OPEL - ASTRA G Caravan (T98) 02/98→07/04</b>								
<b>Bremssattel</b>								
1.8 16V (F35)	92	09/00→07/04	←	☐; + ABS		24.3571-9824.5	240500	ATE - Halter
			→	☐; 07/01→ 07/03		24.3344-1713.5	240812	TRW - Halter
			→	☐; 07/01→ 07/03		24.3344-1714.5	240813	TRW - Halter
			→	☐; 08/03→		24.3347-1711.5	240699	TRW - Halter
			→	☐; 08/03→		24.3347-1712.5	240700	TRW - Halter
2.0 16V (F35)	100	02/98→07/04	←	☐; 04/98→		24.3571-9823.5	240499	ATE - Halter
			←	☐; 04/98→		24.3571-9824.5	240500	ATE - Halter
			→	☐; 07/01→ 07/03		24.3344-1713.5	240812	TRW - Halter
			→	☐; 07/01→ 07/03		24.3344-1714.5	240813	TRW - Halter
			→	☐; 08/03→		24.3347-1711.5	240699	TRW - Halter
			→	☐; 08/03→		24.3347-1712.5	240700	TRW - Halter
2.0 DI (F35)	60	02/98→07/04	←	☐; 04/98→; - ABS		24.3521-7001.5	240481	ATE - Halter
			←	☐; 04/98→; - ABS		24.3521-7002.5	240482	ATE - Halter
			←	☐; 04/98→; + ABS		24.3571-9823.5	240499	ATE - Halter
			←	☐; 04/98→; + ABS		24.3571-9824.5	240500	ATE - Halter
			→	☐; 07/01→ 07/03		24.3344-1713.5	240812	TRW - Halter
			→	☐; 07/01→ 07/03		24.3344-1714.5	240813	TRW - Halter
			→	☐; 08/03→		24.3347-1711.5	240699	TRW - Halter
			→	☐; 08/03→		24.3347-1712.5	240700	TRW - Halter
2.0 DTI 16V (F35) 2.2 16V (F35)	74 108	08/99→07/04 03/01→07/04	←	☐		24.3571-9823.5	240499	ATE - Halter
			←	☐		24.3571-9824.5	240500	ATE - Halter
			→	☐; 07/01→		24.3367-1713.5	240900	TRW - Halter
			→	☐; 07/01→		24.3367-1714.5	240901	TRW - Halter
2.0 OPC (F35) 2.0 OPC (F35)	141 147	09/02→07/04 11/02→07/04	←	☐		24.3571-9823.5	240499	ATE - Halter
			←	☐		24.3571-9824.5	240500	ATE - Halter
			→	☐		24.3384-1753.5	240824	TRW - Halter
			→	☐		24.3384-1754.5	240825	TRW - Halter
2.2 DTI (F35) 2.2 DTI (F35)	86 92	09/02→07/04 09/02→07/04	←	☐		24.3571-9823.5	240499	ATE - Halter
			←	☐		24.3571-9824.5	240500	ATE - Halter
			→	☐		24.3367-1713.5	240900	TRW - Halter
			→	☐		24.3367-1714.5	240901	TRW - Halter
<b>Feder, Bremssattel</b>								
1.2 16V (F35)	48	02/98→09/00		22000001→	2	11.8116-0292.1	390521	ATE
1.2 16V (F35)	55	09/00→07/04						
1.4 16V (F35)	66	06/98→07/04			2	11.8116-0292.1	390521	ATE
1.6 (F35)	62	09/00→07/04						
1.6 (F35)	76	12/02→05/04						
1.6 LPG (F35)	74	03/98→07/04						
1.6 LPG (F35)	76	06/02→07/04						
1.7 CDTI (F35)	59	04/03→05/04						
1.7 DTI 16V (F35)	55	02/00→07/04						
1.6 (F35)	55	02/98→09/00		04/98→	2	11.8116-0292.1	390521	ATE
1.6 16V (F35)	74	02/98→07/04						
1.7 TD (F35)	50	02/98→08/00						
1.6 CNG (F35)	71	03/03→07/04	←		2	11.8116-0292.1	390521	ATE
2.0 DTI 16V (F35)	74	08/99→07/04						
2.0 OPC (F35)	141	09/02→07/04						
2.0 OPC (F35)	147	11/02→07/04						
2.2 16V (F35)	108	03/01→07/04						
2.2 DTI (F35)	86	09/02→07/04						
2.2 DTI (F35)	92	09/02→07/04						
1.8 16V (F35)	85	02/98→09/00		04/98→; - ABS	2	11.8116-0292.1	390521	ATE
2.0 DI (F35)	60	02/98→07/04	←	04/98→; + ABS	2	11.8116-0292.1	390521	ATE
1.8 16V (F35)	92	09/00→07/04		- ABS	2	11.8116-0292.1	390521	ATE
			←	+ ABS	2	11.8116-0292.1	390521	ATE
2.0 16V (F35)	100	02/98→07/04	←	04/98→	2	11.8116-0292.1	390521	ATE
<b>Führungshülzensatz, Bremssattel</b>								
1.2 16V (F35)	48	02/98→09/00	←	22000001→		11.0101-5407.2	260011	ATE
↓								



	kw			 	! #		
<b>OPEL - ASTRA G Caravan (T98) 02/98→07/04</b>							
<b>Führungshülzensatz, Bremssattel</b>							
1.2 16V (F35)	48	02/98→09/00	←	04/98→; → 18999999; für Fahrzeuge mit Trommelbremse an der Hinterachse		11.0101-5407.2 260011	ATE
1.2 16V (F35)	55	09/00→07/04	←	22000001→		11.0101-5407.2 260011	ATE
			←	→ 18999999; für Fahrzeuge mit Trommelbremse an der Hinterachse		11.0101-5407.2 260011	ATE
1.4 16V (F35)	66	06/98→07/04	←			11.0101-5407.2 260011	ATE
1.6 (F35)	62	09/00→07/04					
1.6 (F35)	76	12/02→05/04					
1.6 CNG (F35)	71	03/03→07/04					
1.6 LPG (F35)	74	03/98→07/04					
1.6 LPG (F35)	76	06/02→07/04					
1.7 CDTI (F35)	59	04/03→05/04					
1.7 DTI 16V (F35)	55	02/00→07/04					
1.8 16V (F35)	92	09/00→07/04					
2.0 DTI 16V (F35)	74	08/99→07/04					
2.0 OPC (F35)	141	09/02→07/04					
2.0 OPC (F35)	147	11/02→07/04					
2.2 16V (F35)	108	03/01→07/04					
2.2 DTI (F35)	86	09/02→07/04					
2.2 DTI (F35)	92	09/02→07/04					
1.6 (F35)	55	02/98→09/00	←	04/98→		11.0101-5407.2 260011	ATE
1.6 16V (F35)	74	02/98→07/04					
1.7 TD (F35)	50	02/98→08/00					
1.8 16V (F35)	85	02/98→09/00					
2.0 16V (F35)	100	02/98→07/04					
2.0 DI (F35)	60	02/98→07/04					
<b>Führungsbolzen, Bremssattel</b>							
1.2 16V (F35)	48	02/98→09/00	←	22000001→	2	11.8171-0008.1 990049	ATE
			←	04/98→; → 18999999; für Fahrzeuge mit Trommelbremse an der Hinterachse	2	11.8171-0008.1 990049	ATE
1.2 16V (F35)	55	09/00→07/04	←	→ 18999999; für Fahrzeuge mit Trommelbremse an der Hinterachse	2	11.8171-0008.1 990049	ATE
			←	22000001→	2	11.8171-0008.1 990049	ATE
1.4 16V (F35)	66	06/98→07/04	←		2	11.8171-0008.1 990049	ATE
1.6 (F35)	62	09/00→07/04					
1.6 (F35)	76	12/02→05/04					
1.6 CNG (F35)	71	03/03→07/04					
1.6 LPG (F35)	74	03/98→07/04					
1.6 LPG (F35)	76	06/02→07/04					
1.7 CDTI (F35)	59	04/03→05/04					
1.7 DTI 16V (F35)	55	02/00→07/04					
1.8 16V (F35)	92	09/00→07/04					
2.0 DTI 16V (F35)	74	08/99→07/04					
2.2 16V (F35)	108	03/01→07/04					
2.2 DTI (F35)	86	09/02→07/04					
2.2 DTI (F35)	92	09/02→07/04					
1.6 (F35)	55	02/98→09/00	←	04/98→	2	11.8171-0008.1 990049	ATE
1.6 16V (F35)	74	02/98→07/04					
1.7 TD (F35)	50	02/98→08/00					
1.8 16V (F35)	85	02/98→09/00					
2.0 16V (F35)	100	02/98→07/04					
2.0 DI (F35)	60	02/98→07/04					
2.0 OPC (F35)	141	09/02→07/04			2	11.8171-0008.1 990049	ATE
2.0 OPC (F35)	147	11/02→07/04					
<b>Dichtungssatz, Bremssattel</b>							
1.6 CNG (F35)	71	03/03→07/04	←			11.0441-5704.2 250034	ATE
2.0 DTI 16V (F35)	74	08/99→07/04					
2.0 OPC (F35)	141	09/02→07/04					
2.0 OPC (F35)	147	11/02→07/04					
2.2 16V (F35)	108	03/01→07/04					
2.2 DTI (F35)	86	09/02→07/04					
2.2 DTI (F35)	92	09/02→07/04					
1.8 16V (F35)	85	02/98→09/00	←	04/98→; + ABS		11.0441-5704.2 250034	ATE
2.0 DI (F35)	60	02/98→07/04					
1.8 16V (F35)	92	09/00→07/04	←	+ ABS		11.0441-5704.2 250034	ATE
2.0 16V (F35)	100	02/98→07/04	←	04/98→		11.0441-5704.2 250034	ATE
<b>Bremsschlauch</b>							
1.2 16V (F35)	48	02/98→09/00	←	04/98→	2	24.5241-0396.3 331380	L= 398
1.6 (F35)	55	02/98→09/00					
1.6 16V (F35)	74	02/98→07/04					
↓							



**OPEL - ASTRA G Caravan (T98) 02/98→07/04**

**Bremsschlauch**









1.2 16V (F35) 1.6 (F35) 1.6 16V (F35)	48 55 74	02/98→09/00 02/98→09/00 02/98→07/04	➔	☐; 32000001→; für Fahrzeuge mit Scheibenbremse an der Hinterachse	2	24.5157-0218.3	331095	L= 219 L2= 185 mit Rohrleitung
			➔	☐; 32000001→; für Fahrzeuge mit Scheibenbremse an der Hinterachse				
			➔	04/98→; für Fahrzeuge mit Trommelbremse an der Hinterachse				
			➔	04/98→; → 22999999; für Fahrzeuge mit Scheibenbremse an der Hinterachse				
1.2 16V (F35) 1.4 16V (F35) 1.6 (F35) 1.6 (F35) 1.6 LPG (F35) 1.6 LPG (F35) 1.7 DTI 16V (F35)	55 66 62 76 74 76 55	09/00→07/04 06/98→07/04 09/00→07/04 12/02→05/04 03/98→07/04 06/02→07/04 02/00→07/04	←		2	24.5241-0396.3	331380	L= 398
			➔	☐; 32000001→; für Fahrzeuge mit Scheibenbremse an der Hinterachse				
			➔	☐; 32000001→; für Fahrzeuge mit Scheibenbremse an der Hinterachse				
			➔	für Fahrzeuge mit Trommelbremse an der Hinterachse				
			➔	→ 22999999; für Fahrzeuge mit Scheibenbremse an der Hinterachse				
			←					
			←					
1.6 CNG (F35)	71	03/03→07/04	←		2	24.5241-0396.3	331380	L= 398
			➔	☐; 32000001→				
			➔	☐; 32000001→				
			➔	für Fahrzeuge mit Trommelbremse an der Hinterachse				
			➔	→ 22999999; für Fahrzeuge mit Scheibenbremse an der Hinterachse				
1.7 CDTI (F35) 1.8 16V (F35) 2.0 DTI 16V (F35) 2.0 OPC (F35) 2.0 OPC (F35) 2.2 16V (F35) 2.2 DTI (F35) 2.2 DTI (F35)	59 92 74 141 147 108 86 92	04/03→05/04 09/00→07/04 08/99→07/04 09/02→07/04 11/02→07/04 03/01→07/04 09/02→07/04 09/02→07/04	←		2	24.5241-0396.3	331380	L= 398
			➔	☐; 32000001→				
			➔	☐; 32000001→				
			➔	→ 22999999				
			←					
			←					
			←					
1.7 TD (F35)	50	02/98→08/00	←	04/98→	2	24.5241-0396.3	331380	L= 398
			➔	04/98→; für Fahrzeuge mit Trommelbremse an der Hinterachse				
			➔	04/98→; für Fahrzeuge mit Scheibenbremse an der Hinterachse				
1.8 16V (F35) 2.0 16V (F35) 2.0 DI (F35)	85 100 60	02/98→09/00 02/98→07/04 02/98→07/04	←	04/98→	2	24.5241-0396.3	331380	L= 398
			➔	☐; 32000001→				
			➔	☐; 32000001→				
			➔	04/98→; → 22999999				








**OPEL - ASTRA G CC (T98) 02/98→12/09**








**Bremssattel**








1.2 16V (F08, F48)	48	02/98→09/00	←	☐; 22000001→	24.3521-7001.5	240481	ATE - Halter
			←	☐; 22000001→			
1.2 16V (F08, F48)	55	09/00→01/05	←	☐; 22000001→	24.3521-7001.5	240481	ATE - Halter
			←	☐; 22000001→			
			➔	☐; 07/01→ 07/03			
			➔	☐; 07/01→ 07/03			
			➔	☐; 08/03→			
			➔	☐; 08/03→			
1.4 (F08, F48)	66	09/07→12/09	←	☐	24.3521-7001.5	240481	ATE - Halter
			←	☐			
			➔	☐			
			➔	☐			












↓

	kw			 	! #			
<b>OPEL - ASTRA G CC (T98) 02/98→12/09</b>								
<b> Bremssattel</b>								
1.4 16V (F08, F48) 1.6 16V (F08, F48)	66	02/98→01/05	←	☐; 04/98→		24.3521-7001.5	240481	ATE - Halter
	74	02/98→01/05	←	☐; 04/98→		24.3521-7002.5	240482	ATE - Halter
			→	☐; 07/01→ 07/03		24.3344-1713.5	240812	TRW - Halter
			→	☐; 07/01→ 07/03		24.3344-1714.5	240813	TRW - Halter
			→	☐; 08/03→		24.3347-1711.5	240699	TRW - Halter
			→	☐; 08/03→		24.3347-1712.5	240700	TRW - Halter
1.6 (F08, F48)	55	02/98→09/00	←	☐; 04/98→		24.3521-7001.5	240481	ATE - Halter
			←	☐; 04/98→		24.3521-7002.5	240482	ATE - Halter
			→	☐		24.3344-1713.5	240812	TRW - Halter
			→	☐		24.3344-1714.5	240813	TRW - Halter
			→	☐; für Fahrzeuge mit Sportfahrwerk		24.3367-1707.5	240898	TRW - Halter
			→	☐; für Fahrzeuge mit Sportfahrwerk		24.3367-1708.5	240899	TRW - Halter
1.6 (F08, F48)	62	09/00→01/05	←	☐		24.3521-7001.5	240481	ATE - Halter
			←	☐		24.3521-7002.5	240482	ATE - Halter
			→	☐; 07/01→ 07/03		24.3344-1713.5	240812	TRW - Halter
			→	☐; 07/01→ 07/03		24.3344-1714.5	240813	TRW - Halter
			→	☐; 08/03→; für Fahrzeuge ohne Sportfahrwerk		24.3347-1711.5	240699	TRW - Halter
			→	☐; 08/03→; für Fahrzeuge ohne Sportfahrwerk		24.3347-1712.5	240700	TRW - Halter
			→	☐; 08/03→; für Fahrzeuge mit Sportfahrwerk		24.3367-1707.5	240898	TRW - Halter
			→	☐; 08/03→; für Fahrzeuge mit Sportfahrwerk		24.3367-1708.5	240899	TRW - Halter
1.6 (F08, F48) 1.6 LPG (F08, F48)	76	11/02→01/05	←	☐		24.3521-7001.5	240481	ATE - Halter
	76	11/02→06/07	←	☐		24.3521-7002.5	240482	ATE - Halter
			→	☐; → 07/03		24.3344-1713.5	240812	TRW - Halter
			→	☐; → 07/03		24.3344-1714.5	240813	TRW - Halter
			→	☐; 08/03→; für Fahrzeuge ohne Sportfahrwerk		24.3347-1711.5	240699	TRW - Halter
			→	☐; 08/03→; für Fahrzeuge ohne Sportfahrwerk		24.3347-1712.5	240700	TRW - Halter
			→	☐; 08/03→; für Fahrzeuge mit Sportfahrwerk		24.3367-1707.5	240898	TRW - Halter
			→	☐; 08/03→; für Fahrzeuge mit Sportfahrwerk		24.3367-1708.5	240899	TRW - Halter
1.6 LPG (F08, F48)	74	03/98→01/05	←	☐; 04/98→		24.3521-7001.5	240481	ATE - Halter
			←	☐; 04/98→		24.3521-7002.5	240482	ATE - Halter
			→	☐; für Fahrzeuge mit Sportfahrwerk		24.3367-1707.5	240898	TRW - Halter
			→	☐; für Fahrzeuge mit Sportfahrwerk		24.3367-1708.5	240899	TRW - Halter
1.7 CDTI (F08, F48)	59	04/03→01/05	←	☐		24.3521-7001.5	240481	ATE - Halter
			←	☐		24.3521-7002.5	240482	ATE - Halter
			→	☐; → 07/03		24.3344-1713.5	240812	TRW - Halter
			→	☐; → 07/03		24.3344-1714.5	240813	TRW - Halter
			→	☐; 08/03→		24.3347-1711.5	240699	TRW - Halter
			→	☐; 08/03→		24.3347-1712.5	240700	TRW - Halter
1.7 DTI 16V (F08, F48)	55	02/00→01/05	←	☐		24.3521-7001.5	240481	ATE - Halter
			←	☐		24.3521-7002.5	240482	ATE - Halter
			→	☐; 07/01→ 07/03		24.3344-1713.5	240812	TRW - Halter
			→	☐; 07/01→ 07/03		24.3344-1714.5	240813	TRW - Halter
			→	☐; 08/03→		24.3347-1711.5	240699	TRW - Halter
			→	☐; 08/03→		24.3347-1712.5	240700	TRW - Halter
1.7 TD (F08, F48)	50	02/98→08/00	←	☐; 04/98→		24.3521-7001.5	240481	ATE - Halter
			←	☐; 04/98→		24.3521-7002.5	240482	ATE - Halter
			→	☐		24.3344-1713.5	240812	TRW - Halter
			→	☐		24.3344-1714.5	240813	TRW - Halter
1.8 16V (F08, F48)	85	02/98→09/00	←	☐; 04/98→; - ABS		24.3521-7001.5	240481	ATE - Halter
↓								

	kw			 	! #			
<b>OPEL - ASTRA G CC (T98) 02/98→12/09</b>								
<b>Bremssattel</b>								
1.8 16V (F08, F48)	85	02/98→09/00	←	☐; 04/98→; - ABS	24.3521-7002.5	240482	ATE - Halter	
			←	☐; 04/98→; + ABS	24.3571-9823.5	240499	ATE - Halter	
			←	☐; 04/98→; + ABS	24.3571-9824.5	240500	ATE - Halter	
1.8 16V (F08, F48)	92	09/00→01/05	←	☐; - ABS	24.3521-7001.5	240481	ATE - Halter	
			←	☐; - ABS	24.3521-7002.5	240482	ATE - Halter	
			←	☐; + ABS	24.3571-9823.5	240499	ATE - Halter	
			←	☐; + ABS	24.3571-9824.5	240500	ATE - Halter	
			→	☐; 07/01→ 07/03	24.3344-1713.5	240812	TRW - Halter	
			→	☐; 07/01→ 07/03	24.3344-1714.5	240813	TRW - Halter	
			→	☐; 08/03→	24.3347-1711.5	240699	TRW - Halter	
			→	☐; 08/03→	24.3347-1712.5	240700	TRW - Halter	
2.0 16V (F08, F48)	100	02/98→01/05	←	☐; 04/98→	24.3571-9823.5	240499	ATE - Halter	
			←	☐; 04/98→	24.3571-9824.5	240500	ATE - Halter	
			→	☐; 07/01→ 07/03	24.3344-1713.5	240812	TRW - Halter	
			→	☐; 07/01→ 07/03	24.3344-1714.5	240813	TRW - Halter	
			→	☐; 08/03→	24.3347-1711.5	240699	TRW - Halter	
			→	☐; 08/03→	24.3347-1712.5	240700	TRW - Halter	
2.0 16V OPC (F08, F48)	118	11/99→09/02	←	☐	24.3571-9823.5	240499	ATE - Halter	
			←	☐	24.3571-9824.5	240500	ATE - Halter	
			→	☐; 07/01→	24.3384-1753.5	240824	TRW - Halter	
			→	☐; 07/01→	24.3384-1754.5	240825	TRW - Halter	
2.0 DI (F08, F48)	60	02/98→01/05	←	☐; 04/98→; - ABS	24.3521-7001.5	240481	ATE - Halter	
			←	☐; 04/98→; - ABS	24.3521-7002.5	240482	ATE - Halter	
			←	☐; 04/98→; + ABS	24.3571-9823.5	240499	ATE - Halter	
			←	☐; 04/98→; + ABS	24.3571-9824.5	240500	ATE - Halter	
			→	☐; 07/01→ 07/03	24.3344-1713.5	240812	TRW - Halter	
			→	☐; 07/01→ 07/03	24.3344-1714.5	240813	TRW - Halter	
			→	☐; 08/03→	24.3347-1711.5	240699	TRW - Halter	
			→	☐; 08/03→	24.3347-1712.5	240700	TRW - Halter	
2.0 DTI 16V (F08, F48)	74	08/99→01/05	←	☐	24.3571-9823.5	240499	ATE - Halter	
			←	☐	24.3571-9824.5	240500	ATE - Halter	
			→	☐; 07/01→	24.3367-1713.5	240900	TRW - Halter	
			→	☐; 07/01→	24.3367-1714.5	240901	TRW - Halter	
2.0 OPC (F08, F48) 2.0 OPC (F08, F48)	141	09/02→01/05	←	☐	24.3571-9823.5	240499	ATE - Halter	
			←	☐	24.3571-9824.5	240500	ATE - Halter	
	147	11/02→01/05	→	☐	24.3384-1753.5	240824	TRW - Halter	
			→	☐	24.3384-1754.5	240825	TRW - Halter	
2.2 16V (F08, F48)	108	06/00→01/05	←	☐; 09/00→	24.3571-9823.5	240499	ATE - Halter	
			←	☐; 09/00→	24.3571-9824.5	240500	ATE - Halter	
			→	☐; 07/01→	24.3367-1713.5	240900	TRW - Halter	
			→	☐; 07/01→	24.3367-1714.5	240901	TRW - Halter	
2.2 DTI (F08, F48)	86	09/02→01/05	←	☐	24.3571-9823.5	240499	ATE - Halter	
			←	☐	24.3571-9824.5	240500	ATE - Halter	
			→	☐	24.3367-1713.5	240900	TRW - Halter	
			→	☐	24.3384-1753.5	240824	TRW - Halter	
			→	☐	24.3367-1714.5	240901	TRW - Halter	
			→	☐	24.3384-1754.5	240825	TRW - Halter	
2.2 DTI (F08, F48)	92	09/02→01/05	←	☐	24.3571-9823.5	240499	ATE - Halter	
			←	☐	24.3571-9824.5	240500	ATE - Halter	
			→	☐	24.3367-1713.5	240900	TRW - Halter	
			→	☐	24.3367-1714.5	240901	TRW - Halter	
<b>Feder, Bremssattel</b>								
1.2 16V (F08, F48) ↓	48	02/98→09/00		22000001→	2	11.8116-0292.1	390521	ATE

	kw			 	! #		
<b>OPEL - ASTRA G CC (T98) 02/98→12/09</b>							
<b>Feder, Bremssattel</b>							
1.2 16V (F08, F48)	55	09/00→01/05		22000001→	2	11.8116-0292.1 390521	ATE
1.4 (F08, F48)	66	09/07→12/09			2	11.8116-0292.1 390521	ATE
1.6 (F08, F48)	62	09/00→01/05					
1.6 (F08, F48)	76	11/02→01/05					
1.6 LPG (F08, F48)	76	11/02→06/07					
1.7 CDTI (F08, F48)	59	04/03→01/05					
1.7 DTI 16V (F08, F48)	55	02/00→01/05					
1.4 16V (F08, F48)	66	02/98→01/05		04/98→	2	11.8116-0292.1 390521	ATE
1.6 (F08, F48)	55	02/98→09/00					
1.6 16V (F08, F48)	74	02/98→01/05					
1.6 LPG (F08, F48)	74	03/98→01/05					
1.7 TD (F08, F48)	50	02/98→08/00					
1.8 16V (F08, F48)	85	02/98→09/00		04/98→; - ABS	2	11.8116-0292.1 390521	ATE
2.0 DI (F08, F48)	60	02/98→01/05	←	04/98→; + ABS	2	11.8116-0292.1 390521	ATE
1.8 16V (F08, F48)	92	09/00→01/05		- ABS	2	11.8116-0292.1 390521	ATE
			←	+ ABS	2	11.8116-0292.1 390521	ATE
2.0 16V (F08, F48)	100	02/98→01/05	←	04/98→	2	11.8116-0292.1 390521	ATE
2.0 16V OPC (F08, F48)	118	11/99→09/02	←		2	11.8116-0292.1 390521	ATE
2.0 DTI 16V (F08, F48)	74	08/99→01/05					
2.0 OPC (F08, F48)	141	09/02→01/05					
2.0 OPC (F08, F48)	147	11/02→01/05					
2.2 DTI (F08, F48)	86	09/02→01/05					
2.2 DTI (F08, F48)	92	09/02→01/05					
2.2 16V (F08, F48)	108	06/00→01/05	←	09/00→	2	11.8116-0292.1 390521	ATE
<b>Führungshülzensatz, Bremssattel</b>							
1.2 16V (F08, F48)	48	02/98→09/00	←	22000001→		11.0101-5407.2 260011	ATE
			←	04/98→; → 18999999; für Fahrzeuge mit Trommelbremse an der Hinterachse		11.0101-5407.2 260011	ATE
1.2 16V (F08, F48)	55	09/00→01/05	←	22000001→		11.0101-5407.2 260011	ATE
			←	→ 18999999; für Fahrzeuge mit Trommelbremse an der Hinterachse		11.0101-5407.2 260011	ATE
1.4 (F08, F48)	66	09/07→12/09	←			11.0101-5407.2 260011	ATE
1.6 (F08, F48)	62	09/00→01/05					
1.6 (F08, F48)	76	11/02→01/05					
1.6 LPG (F08, F48)	76	11/02→06/07					
1.7 CDTI (F08, F48)	59	04/03→01/05					
1.7 DTI 16V (F08, F48)	55	02/00→01/05					
1.8 16V (F08, F48)	92	09/00→01/05					
2.0 16V OPC (F08, F48)	118	11/99→09/02					
2.0 DTI 16V (F08, F48)	74	08/99→01/05					
2.0 OPC (F08, F48)	141	09/02→01/05					
2.0 OPC (F08, F48)	147	11/02→01/05					
2.2 DTI (F08, F48)	86	09/02→01/05					
2.2 DTI (F08, F48)	92	09/02→01/05					
1.4 16V (F08, F48)	66	02/98→01/05	←	04/98→		11.0101-5407.2 260011	ATE
1.6 (F08, F48)	55	02/98→09/00					
1.6 16V (F08, F48)	74	02/98→01/05					
1.6 LPG (F08, F48)	74	03/98→01/05					
1.7 TD (F08, F48)	50	02/98→08/00					
1.8 16V (F08, F48)	85	02/98→09/00					
2.0 16V (F08, F48)	100	02/98→01/05					
2.0 DI (F08, F48)	60	02/98→01/05					
2.2 16V (F08, F48)	108	06/00→01/05	←	09/00→		11.0101-5407.2 260011	ATE
<b>Führungsbolzen, Bremssattel</b>							
1.2 16V (F08, F48)	48	02/98→09/00	←	22000001→	2	11.8171-0008.1 990049	ATE
			←	04/98→; → 18999999; für Fahrzeuge mit Trommelbremse an der Hinterachse	2	11.8171-0008.1 990049	ATE
1.2 16V (F08, F48)	55	09/00→01/05	←	→ 18999999; für Fahrzeuge mit Trommelbremse an der Hinterachse	2	11.8171-0008.1 990049	ATE
			←	22000001→	2	11.8171-0008.1 990049	ATE
1.4 (F08, F48)	66	09/07→12/09	←		2	11.8171-0008.1 990049	ATE
1.6 (F08, F48)	62	09/00→01/05					
1.6 (F08, F48)	76	11/02→01/05					
1.6 LPG (F08, F48)	76	11/02→06/07					
1.7 CDTI (F08, F48)	59	04/03→01/05					
1.7 DTI 16V (F08, F48)	55	02/00→01/05					
1.8 16V (F08, F48)	92	09/00→01/05					
2.0 DTI 16V (F08, F48)	74	08/99→01/05					
2.2 DTI (F08, F48)	86	09/02→01/05					
↓							

	kw			 	! #		
<b>OPEL - ASTRA G CC (T98) 02/98→12/09</b>							
<b>Führungsbolzen, Bremsattel</b>							
2.2 DTI (F08, F48)	92	09/02→01/05	←		2	11.8171-0008.1 990049	ATE
1.4 16V (F08, F48)	66	02/98→01/05	←	04/98→	2	11.8171-0008.1 990049	ATE
1.6 (F08, F48)	55	02/98→09/00					
1.6 16V (F08, F48)	74	02/98→01/05					
1.6 LPG (F08, F48)	74	03/98→01/05					
1.7 TD (F08, F48)	50	02/98→08/00					
1.8 16V (F08, F48)	85	02/98→09/00					
2.0 16V (F08, F48)	100	02/98→01/05					
2.0 DI (F08, F48)	60	02/98→01/05					
2.0 16V OPC (F08, F48)	118	11/99→09/02			2	11.8171-0008.1 990049	ATE
2.0 OPC (F08, F48)	141	09/02→01/05					
2.0 OPC (F08, F48)	147	11/02→01/05					
2.2 16V (F08, F48)	108	06/00→01/05	←	09/00→	2	11.8171-0008.1 990049	ATE
<b>Dichtungssatz, Bremsattel</b>							
1.8 16V (F08, F48)	85	02/98→09/00	←	04/98→; + ABS		11.0441-5704.2 250034	ATE
2.0 DI (F08, F48)	60	02/98→01/05					
1.8 16V (F08, F48)	92	09/00→01/05	←	+ ABS		11.0441-5704.2 250034	ATE
2.0 16V (F08, F48)	100	02/98→01/05	←	04/98→		11.0441-5704.2 250034	ATE
2.0 16V OPC (F08, F48)	118	11/99→09/02	←			11.0441-5704.2 250034	ATE
2.0 DTI 16V (F08, F48)	74	08/99→01/05					
2.0 OPC (F08, F48)	141	09/02→01/05					
2.0 OPC (F08, F48)	147	11/02→01/05					
2.2 DTI (F08, F48)	86	09/02→01/05					
2.2 DTI (F08, F48)	92	09/02→01/05					
2.2 16V (F08, F48)	108	06/00→01/05	←	09/00→		11.0441-5704.2 250034	ATE
<b>Bremsschlauch</b>							
1.2 16V (F08, F48)	48	02/98→09/00	←	04/98→	2	24.5241-0396.3 331380	L= 398
1.4 16V (F08, F48)	66	02/98→01/05	→	☐; 32000001→; für Fahrzeuge mit Scheibenbremse an der Hinterachse		24.5157-0218.3 331095	L= 219 L2= 185 mit Rohrleitung
1.6 (F08, F48)	55	02/98→09/00					
1.6 16V (F08, F48)	74	02/98→01/05	→	☐; 32000001→; für Fahrzeuge mit Scheibenbremse an der Hinterachse		24.5157-0219.3 331096	L= 219 L2= 185 mit Rohrleitung
1.6 LPG (F08, F48)	74	03/98→01/05	→	04/98→; für Fahrzeuge mit Trommelbremse an der Hinterachse	2	24.5240-0220.3 330619	L= 220
			→	04/98→; → 22999999; für Fahrzeuge mit Scheibenbremse an der Hinterachse	2	24.5241-0200.3 330620	L= 200
1.2 16V (F08, F48)	55	09/00→01/05	←		2	24.5241-0396.3 331380	L= 398
1.4 (F08, F48)	66	09/07→12/09					
1.6 (F08, F48)	62	09/00→01/05	→	☐; 32000001→; für Fahrzeuge mit Scheibenbremse an der Hinterachse		24.5157-0218.3 331095	L= 219 L2= 185 mit Rohrleitung
1.6 (F08, F48)	76	11/02→01/05					
1.6 LPG (F08, F48)	76	11/02→06/07					
1.7 DTI 16V (F08, F48)	55	02/00→01/05	→	☐; 32000001→; für Fahrzeuge mit Scheibenbremse an der Hinterachse		24.5157-0219.3 331096	L= 219 L2= 185 mit Rohrleitung
			→	für Fahrzeuge mit Trommelbremse an der Hinterachse	2	24.5240-0220.3 330619	L= 220
			→	→ 22999999; für Fahrzeuge mit Scheibenbremse an der Hinterachse	2	24.5241-0200.3 330620	L= 200
1.7 CDTI (F08, F48)	59	04/03→01/05	←		2	24.5241-0396.3 331380	L= 398
1.8 16V (F08, F48)	92	09/00→01/05	→	☐; 32000001→		24.5157-0218.3 331095	L= 219 L2= 185 mit Rohrleitung
2.0 16V OPC (F08, F48)	118	11/99→09/02	→	☐; 32000001→		24.5157-0219.3 331096	L= 219 L2= 185 mit Rohrleitung
2.0 DTI 16V (F08, F48)	74	08/99→01/05	→	→ 22999999	2	24.5241-0200.3 330620	L= 200
2.0 OPC (F08, F48)	141	09/02→01/05					
2.0 OPC (F08, F48)	147	11/02→01/05					
2.2 DTI (F08, F48)	86	09/02→01/05					
2.2 DTI (F08, F48)	92	09/02→01/05					
1.7 TD (F08, F48)	50	02/98→08/00	←	04/98→	2	24.5241-0396.3 331380	L= 398
			→	04/98→; für Fahrzeuge mit Trommelbremse an der Hinterachse	2	24.5240-0220.3 330619	L= 220
			→	04/98→; für Fahrzeuge mit Scheibenbremse an der Hinterachse	2	24.5241-0200.3 330620	L= 200
1.8 16V (F08, F48)	85	02/98→09/00	←	04/98→	2	24.5241-0396.3 331380	L= 398
2.0 16V (F08, F48)	100	02/98→01/05	→	☐; 32000001→		24.5157-0218.3 331095	L= 219 L2= 185 mit Rohrleitung
2.0 DI (F08, F48)	60	02/98→01/05	→	☐; 32000001→		24.5157-0219.3 331096	L= 219 L2= 185 mit Rohrleitung
			→	04/98→; → 22999999	2	24.5241-0200.3 330620	L= 200
↓							

	kw					! #		
<b>OPEL - ASTRA G CC (T98) 02/98→12/09</b>								
 <b>Bremsschlauch</b>								
2.2 16V (F08, F48)	108	06/00→01/05	←	09/00→	2	24.5241-0396.3	331380	L= 398
			→	☐; 32000001→		24.5157-0218.3	331095	L= 219 L2= 185 mit Rohrleitung
			→	☐; 32000001→		24.5157-0219.3	331096	L= 219 L2= 185 mit Rohrleitung
			→	09/00→; → 22999999	2	24.5241-0200.3	330620	L= 200
<b>OPEL - ASTRA G CLASSIC (T98) 03/04→07/09</b>								
 <b>Bremssattel</b>								
1.4 16V (F08, F48)	66	05/04→07/09	←	☐		24.3521-7001.5	240481	ATE - Halter
1.6 16V (F08, F48)	74	05/04→02/06	←	☐		24.3521-7002.5	240482	ATE - Halter
1.7 CDTI (F08, F48)	59	06/04→07/09	→	☐		24.3344-1713.5	240812	TRW - Halter
			→	☐		24.3347-1711.5	240699	TRW - Halter
			→	☐		24.3344-1714.5	240813	TRW - Halter
			→	☐		24.3347-1712.5	240700	TRW - Halter
1.6 (F08, F48)	76	03/06→06/08	←	☐		24.3521-7001.5	240481	ATE - Halter
			←	☐		24.3521-7002.5	240482	ATE - Halter
			→	☐		24.3344-1713.5	240812	TRW - Halter
			→	☐		24.3344-1714.5	240813	TRW - Halter
			→	☐; für Fahrzeuge ohne Sportfahrwerk		24.3347-1711.5	240699	TRW - Halter
			→	☐; für Fahrzeuge ohne Sportfahrwerk		24.3347-1712.5	240700	TRW - Halter
			→	☐; für Fahrzeuge mit Sportfahrwerk		24.3367-1707.5	240898	TRW - Halter
			→	☐; für Fahrzeuge mit Sportfahrwerk		24.3367-1708.5	240899	TRW - Halter
<b>Feder, Bremssattel</b>								
1.4 16V (F08, F48)	66	05/04→07/09			2	11.8116-0292.1	390521	ATE
1.6 (F08, F48)	76	03/06→06/08						
1.6 16V (F08, F48)	74	05/04→02/06						
1.7 CDTI (F08, F48)	59	06/04→07/09						
<b>Führungshülzensatz, Bremssattel</b>								
1.4 16V (F08, F48)	66	05/04→07/09	←			11.0101-5407.2	260011	ATE
1.6 (F08, F48)	76	03/06→06/08						
1.6 16V (F08, F48)	74	05/04→02/06						
1.7 CDTI (F08, F48)	59	06/04→07/09						
<b>Führungsbolzen, Bremssattel</b>								
1.4 16V (F08, F48)	66	05/04→07/09	←		2	11.8171-0008.1	990049	ATE
1.6 (F08, F48)	76	03/06→06/08						
1.6 16V (F08, F48)	74	05/04→02/06						
1.7 CDTI (F08, F48)	59	06/04→07/09						
 <b>Bremsschlauch</b>								
1.4 16V (F08, F48)	66	05/04→07/09	←		2	24.5241-0396.3	331380	L= 398
1.6 (F08, F48)	76	03/06→06/08	→	☐; 32000001→;		24.5157-0218.3	331095	L= 219 L2= 185 mit Rohrleitung
1.6 16V (F08, F48)	74	05/04→02/06	→	für Fahrzeuge mit Scheibenbremse an der Hinterachse				
			→	☐; 32000001→;		24.5157-0219.3	331096	L= 219 L2= 185 mit Rohrleitung
			→	für Fahrzeuge mit Scheibenbremse an der Hinterachse				
			→	für Fahrzeuge mit Trommelbremse an der Hinterachse	2	24.5240-0220.3	330619	L= 220
			→	→ 22999999;	2	24.5241-0200.3	330620	L= 200
			→	für Fahrzeuge mit Scheibenbremse an der Hinterachse				
1.7 CDTI (F08, F48)	59	06/04→07/09	←		2	24.5241-0396.3	331380	L= 398
			→	☐; 32000001→		24.5157-0218.3	331095	L= 219 L2= 185 mit Rohrleitung
			→	☐; 32000001→		24.5157-0219.3	331096	L= 219 L2= 185 mit Rohrleitung
			→	→ 22999999	2	24.5241-0200.3	330620	L= 200
<b>OPEL - ASTRA G CLASSIC Caravan (F35) 03/04→07/09</b>								
 <b>Bremssattel</b>								
1.4 (F35)	66	10/07→07/09	←	☐		24.3521-7001.5	240481	ATE - Halter
1.4 16V	66	07/04→09/07	←	☐		24.3521-7002.5	240482	ATE - Halter
1.7 CDTI	59	05/04→07/09	→	☐		24.3347-1711.5	240699	TRW - Halter
			→	☐		24.3347-1712.5	240700	TRW - Halter
↓								





**OPEL - ASTRA G CLASSIC Caravan (F35) 03/04→07/09**

**Bremssattel**

1.6	74	06/04→02/06	←	<input type="checkbox"/>	24.3521-7001.5	240481	ATE - Halter
			←	<input type="checkbox"/>	24.3521-7002.5	240482	ATE - Halter
			→	<input type="checkbox"/>	24.3344-1713.5	240812	TRW - Halter
			→	<input type="checkbox"/>	24.3347-1711.5	240699	TRW - Halter
			→	<input type="checkbox"/>	24.3344-1714.5	240813	TRW - Halter
1.6	76	02/06→07/09	←	<input type="checkbox"/>	24.3521-7001.5	240481	ATE - Halter
			←	<input type="checkbox"/>	24.3521-7002.5	240482	ATE - Halter
			→	<input type="checkbox"/>	24.3344-1713.5	240812	TRW - Halter
			→	<input type="checkbox"/>	24.3344-1714.5	240813	TRW - Halter
			→	<input type="checkbox"/>	24.3347-1711.5	240699	TRW - Halter
			→	<input type="checkbox"/>	24.3347-1712.5	240700	TRW - Halter
			→	<input type="checkbox"/>	24.3367-1707.5	240898	TRW - Halter
			→	<input type="checkbox"/>	24.3367-1708.5	240899	TRW - Halter

**Feder, Bremssattel**

1.4 (F35)	66	10/07→07/09			2	11.8116-0292.1	390521	ATE
1.4 16V	66	07/04→09/07						
1.6	74	06/04→02/06						
1.6	76	02/06→07/09						
1.7 CDTI	59	05/04→07/09						

**Führungshülzensatz, Bremssattel**

1.4 (F35)	66	10/07→07/09	←			11.0101-5407.2	260011	ATE
1.4 16V	66	07/04→09/07						
1.6	74	06/04→02/06						
1.6	76	02/06→07/09						
1.7 CDTI	59	05/04→07/09						

**Führungsbolzen, Bremssattel**

1.4 (F35)	66	10/07→07/09	←		2	11.8171-0008.1	990049	ATE
1.4 16V	66	07/04→09/07						
1.6	74	06/04→02/06						
1.6	76	02/06→07/09						
1.7 CDTI	59	05/04→07/09						

**Bremsschlauch**











1.4 (F35)	66	10/07→07/09	←		2	24.5241-0396.3	331380	L= 398
			→	<input type="checkbox"/>	24.5157-0218.3	331095	L= 219 L2= 185 mit Rohrleitung	
			→	<input type="checkbox"/>	24.5157-0219.3	331096	L= 219 L2= 185 mit Rohrleitung	
1.6	74	06/04→02/06	←		2	24.5241-0396.3	331380	L= 398
			→	<input type="checkbox"/>	24.5157-0218.3	331095	L= 219 L2= 185 mit Rohrleitung	
			→	<input type="checkbox"/>	24.5157-0219.3	331096	L= 219 L2= 185 mit Rohrleitung	
			→	<input type="checkbox"/>	24.5240-0220.3	330619	L= 220	
			→	<input type="checkbox"/>	24.5241-0200.3	330620	L= 200	
			→	<input type="checkbox"/>	24.5241-0200.3	330620	L= 200	
1.6	76	02/06→07/09	←		2	24.5241-0396.3	331380	L= 398
			→	<input type="checkbox"/>	24.5157-0218.3	331095	L= 219 L2= 185 mit Rohrleitung	
			→	<input type="checkbox"/>	24.5157-0219.3	331096	L= 219 L2= 185 mit Rohrleitung	
			→	<input type="checkbox"/>	24.5240-0220.3	330619	L= 220	
1.7 CDTI	59	05/04→07/09	←		2	24.5241-0396.3	331380	L= 398
			→	<input type="checkbox"/>	24.5157-0218.3	331095	L= 219 L2= 185 mit Rohrleitung	
			→	<input type="checkbox"/>	24.5157-0219.3	331096	L= 219 L2= 185 mit Rohrleitung	








**OPEL - ASTRA G CLASSIC Stufenheck (T98) 03/04→07/09**








**Bremssattel**










1.4 16V (F69)	66	05/04→07/09	←	<input type="checkbox"/>	24.3521-7001.5	240481	ATE - Halter
			←	<input type="checkbox"/>	24.3521-7002.5	240482	ATE - Halter
↓							

















































	kw			 	! #		
<b>OPEL - ASTRA G CLASSIC Stufenheck (T98) 03/04→07/09</b>							
 <b>Bremssattel</b>							
1.4 16V (F69)	66	05/04→07/09	→	<input type="checkbox"/>		24.3347-1711.5 240699	TRW - Halter
			→	<input type="checkbox"/>		24.3347-1712.5 240700	TRW - Halter
1.6 16V (F69)	74	03/04→01/08	←	<input type="checkbox"/>		24.3521-7001.5 240481	ATE - Halter
			←	<input type="checkbox"/>		24.3521-7002.5 240482	ATE - Halter
			→	<input type="checkbox"/>		24.3344-1713.5 240812	TRW - Halter
			→	<input type="checkbox"/>		24.3347-1711.5 240699	TRW - Halter
			→	<input type="checkbox"/>		24.3344-1714.5 240813	TRW - Halter
			→	<input type="checkbox"/>		24.3347-1712.5 240700	TRW - Halter
<b>Feder, Bremssattel</b>							
1.4 16V (F69)	66	05/04→07/09			2	11.8116-0292.1 390521	ATE
1.6 16V (F69)	74	03/04→01/08					
<b>Führungshülzensatz, Bremssattel</b>							
1.4 16V (F69)	66	05/04→07/09	←			11.0101-5407.2 260011	ATE
1.6 16V (F69)	74	03/04→01/08					
<b>Führungsbolzen, Bremssattel</b>							
1.4 16V (F69)	66	05/04→07/09	←		2	11.8171-0008.1 990049	ATE
1.6 16V (F69)	74	03/04→01/08					
 <b>Bremsschlauch</b>							
1.4 16V (F69)	66	05/04→07/09	←		2	24.5241-0396.3 331380	L= 398
			→	<input type="checkbox"/>		24.5157-0218.3 331095	L= 219 L2= 185 mit Rohrleitung
			→	<input type="checkbox"/>		24.5157-0219.3 331096	L= 219 L2= 185 mit Rohrleitung
			→		2	24.5240-0220.3 330619	L= 220
1.6 16V (F69)	74	03/04→01/08	←		2	24.5241-0396.3 331380	L= 398
			→	<input type="checkbox"/>		24.5157-0218.3 331095	L= 219 L2= 185 mit Rohrleitung
			→	<input type="checkbox"/>		24.5157-0219.3 331096	L= 219 L2= 185 mit Rohrleitung
			→		2	24.5240-0220.3 330619	L= 220
			→		2	24.5241-0200.3 330620	L= 200
<b>OPEL - ASTRA G Coupe (T98) 03/00→05/05</b>							
 <b>Bremssattel</b>							
1.6 16V (F07)	74	03/00→05/05	←	<input type="checkbox"/>		24.3521-7001.5 240481	ATE - Halter
1.6 16V (F07)	76	03/00→05/05	←	<input type="checkbox"/>		24.3521-7002.5 240482	ATE - Halter
			→	<input type="checkbox"/>		24.3344-1713.5 240812	TRW - Halter
			→	<input type="checkbox"/>		24.3344-1714.5 240813	TRW - Halter
			→	<input type="checkbox"/>		24.3347-1711.5 240699	TRW - Halter
			→	<input type="checkbox"/>		24.3347-1712.5 240700	TRW - Halter
1.8 16V (F07)	85	03/00→10/00	←	<input type="checkbox"/>		24.3571-9823.5 240499	ATE - Halter
			←	<input type="checkbox"/>		24.3571-9824.5 240500	ATE - Halter
1.8 16V (F07)	92	09/00→05/05	←	<input type="checkbox"/>		24.3571-9823.5 240499	ATE - Halter
2.0 16V Turbo (F07)	140	09/00→08/01	←	<input type="checkbox"/>		24.3571-9824.5 240500	ATE - Halter
2.2 16V (F07)	108	09/00→05/05	→	<input type="checkbox"/>		24.3384-1753.5 240824	TRW - Halter
			→	<input type="checkbox"/>		24.3384-1754.5 240825	TRW - Halter
2.0 16V Turbo (F07)	141	08/01→05/05	←	<input type="checkbox"/>		24.3571-9823.5 240499	ATE - Halter
2.0 16V Turbo (F07)	147	11/02→05/05	←	<input type="checkbox"/>		24.3571-9824.5 240500	ATE - Halter
2.2 DTI (F07)	92	09/02→05/05	→	<input type="checkbox"/>		24.3384-1753.5 240824	TRW - Halter
			→	<input type="checkbox"/>		24.3384-1754.5 240825	TRW - Halter
↓							








	kw			 	! #		
<b>OPEL - ASTRA G Coupe (T98) 03/00→05/05</b>							
<b>Feder, Bremssattel</b>							
1.6 16V (F07)	74	03/00→05/05			2	11.8116-0292.1	390521 ATE
1.6 16V (F07)	76	03/00→05/05					
1.8 16V (F07)	85	03/00→10/00	←		2	11.8116-0292.1	390521 ATE
1.8 16V (F07)	92	09/00→05/05					
2.0 16V Turbo (F07)	140	09/00→08/01					
2.0 16V Turbo (F07)	141	08/01→05/05					
2.0 16V Turbo (F07)	147	11/02→05/05					
2.2 16V (F07)	108	09/00→05/05					
2.2 DTI (F07)	92	09/02→05/05					
<b>Führungshülzensatz, Bremssattel</b>							
1.6 16V (F07)	74	03/00→05/05	←			11.0101-5407.2	260011 ATE
1.6 16V (F07)	76	03/00→05/05					
1.8 16V (F07)	85	03/00→10/00					
1.8 16V (F07)	92	09/00→05/05					
2.0 16V Turbo (F07)	140	09/00→08/01					
2.0 16V Turbo (F07)	141	08/01→05/05					
2.0 16V Turbo (F07)	147	11/02→05/05					
2.2 16V (F07)	108	09/00→05/05					
2.2 DTI (F07)	92	09/02→05/05					
<b>Führungsbolzen, Bremssattel</b>							
1.6 16V (F07)	74	03/00→05/05	←		2	11.8171-0008.1	990049 ATE
1.6 16V (F07)	76	03/00→05/05					
1.8 16V (F07)	85	03/00→10/00					
1.8 16V (F07)	92	09/00→05/05					
2.0 16V Turbo (F07)	140	09/00→08/01					
2.0 16V Turbo (F07)	141	08/01→05/05					
2.2 16V (F07)	108	09/00→05/05					
2.2 DTI (F07)	92	09/02→05/05					
2.0 16V Turbo (F07)	147	11/02→05/05			2	11.8171-0008.1	990049 ATE
<b>Dichtungssatz, Bremssattel</b>							
1.8 16V (F07)	85	03/00→10/00	←			11.0441-5704.2	250034 ATE
1.8 16V (F07)	92	09/00→05/05					
2.0 16V Turbo (F07)	140	09/00→08/01					
2.0 16V Turbo (F07)	141	08/01→05/05					
2.0 16V Turbo (F07)	147	11/02→05/05					
2.2 16V (F07)	108	09/00→05/05					
2.2 DTI (F07)	92	09/02→05/05					
<b>Bremsschlauch</b>							
1.6 16V (F07)	74	03/00→05/05	←		2	24.5241-0396.3	331380 L= 398
1.6 16V (F07)	76	03/00→05/05	→	☐; 32000001→; für Fahrzeuge mit Scheibenbremse an der Hinterachse		24.5157-0218.3	331095 L= 219 L2= 185 mit Rohrleitung
			→	☐; 32000001→; für Fahrzeuge mit Scheibenbremse an der Hinterachse		24.5157-0219.3	331096 L= 219 L2= 185 mit Rohrleitung
			→	für Fahrzeuge mit Trommelbremse an der Hinterachse	2	24.5240-0220.3	330619 L= 220
			→	→ 22999999; für Fahrzeuge mit Scheibenbremse an der Hinterachse	2	24.5241-0200.3	330620 L= 200
1.8 16V (F07)	85	03/00→10/00	←		2	24.5241-0396.3	331380 L= 398
1.8 16V (F07)	92	09/00→05/05					
2.0 16V Turbo (F07)	140	09/00→08/01	→	☐; 32000001→		24.5157-0218.3	331095 L= 219 L2= 185 mit Rohrleitung
2.0 16V Turbo (F07)	141	08/01→05/05	→	☐; 32000001→		24.5157-0219.3	331096 L= 219 L2= 185 mit Rohrleitung
2.0 16V Turbo (F07)	147	11/02→05/05					
2.2 16V (F07)	108	09/00→05/05	→	→ 22999999	2	24.5241-0200.3	330620 L= 200
2.2 DTI (F07)	92	09/02→05/05					
<b>OPEL - ASTRA G Kasten/Kombi (F70) 09/98→04/05</b>							
<b>Bremssattel</b>							
1.6 (F70)	55	01/99→09/00	←	☐		24.3521-7001.5	240481 ATE - Halter
			←	☐		24.3521-7002.5	240482 ATE - Halter
			→	☐; für Fahrzeuge mit Sportfahrwerk		24.3367-1707.5	240898 TRW - Halter
			→	☐; für Fahrzeuge mit Sportfahrwerk		24.3367-1708.5	240899 TRW - Halter
1.6 (F70)	62	09/00→04/05	←	☐		24.3521-7001.5	240481 ATE - Halter
			←	☐		24.3521-7002.5	240482 ATE - Halter
			→	☐; 07/01→ 07/03		24.3344-1713.5	240812 TRW - Halter
			→	☐; 07/01→ 07/03		24.3344-1714.5	240813 TRW - Halter
			→	☐; 08/03→; für Fahrzeuge ohne Sportfahrwerk		24.3347-1711.5	240699 TRW - Halter

	kw			 	! #					
<b>OPEL - ASTRA G Kasten/Kombi (F70) 09/98→04/05</b>										
<b>Bremssattel</b>										
1.6 (F70)	62	09/00→04/05	➔	☐; 08/03→; für Fahrzeuge ohne Sportfahrwerk		24.3347-1712.5	240700	TRW - Halter		
			➔	☐; 08/03→; für Fahrzeuge mit Sportfahrwerk		24.3367-1707.5	240898	TRW - Halter		
			➔	☐; 08/03→; für Fahrzeuge mit Sportfahrwerk		24.3367-1708.5	240899	TRW - Halter		
1.6 (F70)	74	09/98→01/04	←	☐		24.3521-7001.5	240481	ATE - Halter		
			←	☐		24.3521-7002.5	240482	ATE - Halter		
			➔	☐		24.3347-1711.5	240699	TRW - Halter		
			➔	☐		24.3347-1712.5	240700	TRW - Halter		
1.7 CDTi (F70)	59	07/03→11/04	←	☐		24.3521-7001.5	240481	ATE - Halter		
			←	☐		24.3521-7002.5	240482	ATE - Halter		
			➔	☐; → 07/03		24.3344-1713.5	240812	TRW - Halter		
			➔	☐; → 07/03		24.3344-1714.5	240813	TRW - Halter		
			➔	☐; 08/03→		24.3347-1711.5	240699	TRW - Halter		
			➔	☐; 08/03→		24.3347-1712.5	240700	TRW - Halter		
1.7 DTI 16V (F70)	55	02/00→04/05	←	☐		24.3521-7001.5	240481	ATE - Halter		
			←	☐		24.3521-7002.5	240482	ATE - Halter		
			➔	☐; 07/01→ 07/03		24.3344-1713.5	240812	TRW - Halter		
			➔	☐; 07/01→ 07/03		24.3344-1714.5	240813	TRW - Halter		
			➔	☐; 08/03→		24.3347-1711.5	240699	TRW - Halter		
			➔	☐; 08/03→		24.3347-1712.5	240700	TRW - Halter		
1.7 TD (F70)	50	01/99→04/05	←	☐		24.3521-7001.5	240481	ATE - Halter		
			←	☐		24.3521-7002.5	240482	ATE - Halter		
2.0 DI (F70) 2.0 DTI (F70)	60	01/99→04/05	←	☐; - ABS		24.3521-7001.5	240481	ATE - Halter		
			74	09/00→04/05	←	☐; - ABS		24.3521-7002.5	240482	ATE - Halter
					←	☐; + ABS		24.3571-9823.5	240499	ATE - Halter
					←	☐; + ABS		24.3571-9824.5	240500	ATE - Halter
	➔	☐; 07/01→ 07/03				24.3344-1713.5	240812	TRW - Halter		
	74	09/00→04/05	➔	☐; 07/01→ 07/03		24.3344-1714.5	240813	TRW - Halter		
			➔	☐; 08/03→		24.3347-1711.5	240699	TRW - Halter		
			➔	☐; 08/03→		24.3347-1712.5	240700	TRW - Halter		
➔			☐; 08/03→		24.3347-1712.5	240700	TRW - Halter			
<b>Feder, Bremssattel</b>										
1.6 (F70)	55	01/99→09/00			2	11.8116-0292.1	390521	ATE		
1.6 (F70)	62	09/00→04/05								
1.6 (F70)	74	09/98→01/04								
1.7 CDTi (F70)	59	07/03→11/04								
1.7 DTI 16V (F70)	55	02/00→04/05								
1.7 TD (F70)	50	01/99→04/05								
2.0 DI (F70)	60	01/99→04/05		- ABS	2	11.8116-0292.1	390521	ATE		
2.0 DTI (F70)	74	09/00→04/05	←	+ ABS	2	11.8116-0292.1	390521	ATE		
<b>Führungshülzensatz, Bremssattel</b>										
1.6 (F70)	55	01/99→09/00	←			11.0101-5407.2	260011	ATE		
1.6 (F70)	62	09/00→04/05								
1.6 (F70)	74	09/98→01/04								
1.7 CDTi (F70)	59	07/03→11/04								
1.7 DTI 16V (F70)	55	02/00→04/05								
1.7 TD (F70)	50	01/99→04/05								
2.0 DI (F70)	60	01/99→04/05								
2.0 DTI (F70)	74	09/00→04/05								
<b>Führungsbolzen, Bremssattel</b>										
1.6 (F70)	55	01/99→09/00	←		2	11.8171-0008.1	990049	ATE		
1.6 (F70)	62	09/00→04/05								
1.6 (F70)	74	09/98→01/04								
1.7 CDTi (F70)	59	07/03→11/04								
1.7 DTI 16V (F70)	55	02/00→04/05								
1.7 TD (F70)	50	01/99→04/05								
2.0 DI (F70)	60	01/99→04/05								
2.0 DTI (F70)	74	09/00→04/05								
<b>Dichtungssatz, Bremssattel</b>										
2.0 DI (F70)	60	01/99→04/05	←	+ ABS		11.0441-5704.2	250034	ATE		
↓										










	kW			 	! #		
<b>OPEL - ASTRA G Kasten/Kombi (F70) 09/98→04/05</b>							
<b>Dichtungssatz, Bremsattel</b>							
2.0 DTI (F70)	74	09/00→04/05	←	+ ABS		11.0441-5704.2 250034	ATE
<b> Bremsschlauch</b>							
1.6 (F70)	55	01/99→09/00	←		2	24.5241-0396.3 331380	L= 398
1.6 (F70)	62	09/00→04/05	←				
1.6 (F70)	74	09/98→01/04	→	☐; 32000001→; für Fahrzeuge mit Scheibenbremse an der Hinterachse		24.5157-0218.3 331095	L= 219 L2= 185 mit Rohrleitung
1.7 CDTi (F70)	59	07/03→11/04	→				
1.7 DTI 16V (F70)	55	02/00→04/05	→	☐; 32000001→; für Fahrzeuge mit Scheibenbremse an der Hinterachse		24.5157-0219.3 331096	L= 219 L2= 185 mit Rohrleitung
			→	für Fahrzeuge mit Trommelbremse an der Hinterachse	2	24.5240-0220.3 330619	L= 220
			→	→ 22999999; für Fahrzeuge mit Scheibenbremse an der Hinterachse	2	24.5241-0200.3 330620	L= 200
1.7 TD (F70)	50	01/99→04/05	←		2	24.5241-0396.3 331380	L= 398
			→	für Fahrzeuge mit Trommelbremse an der Hinterachse	2	24.5240-0220.3 330619	L= 220
			→	für Fahrzeuge mit Scheibenbremse an der Hinterachse	2	24.5241-0200.3 330620	L= 200
2.0 DI (F70)	60	01/99→04/05	←		2	24.5241-0396.3 331380	L= 398
2.0 DTI (F70)	74	09/00→04/05	→	☐; 32000001→		24.5157-0218.3 331095	L= 219 L2= 185 mit Rohrleitung
			→	☐; 32000001→		24.5157-0219.3 331096	L= 219 L2= 185 mit Rohrleitung
			→	→ 22999999	2	24.5241-0200.3 330620	L= 200
<b>OPEL - ASTRA G Stufenheck (T98) 03/98→12/09</b>							
<b> Bremsattel</b>							
1.2 16V (F69)	48	09/98→09/00	←	☐; 22000001→		24.3521-7001.5 240481	ATE - Halter
			←	☐; 22000001→		24.3521-7002.5 240482	ATE - Halter
1.2 16V (F69)	55	09/00→01/05	←	☐; 22000001→		24.3521-7001.5 240481	ATE - Halter
			←	☐; 22000001→		24.3521-7002.5 240482	ATE - Halter
			→	☐; 07/01→ 07/03		24.3344-1713.5 240812	TRW - Halter
			→	☐; 07/01→ 07/03		24.3344-1714.5 240813	TRW - Halter
			→	☐; 08/03→		24.3347-1711.5 240699	TRW - Halter
			→	☐; 08/03→		24.3347-1712.5 240700	TRW - Halter
1.4 (F69)	66	09/07→12/09	←	☐		24.3521-7001.5 240481	ATE - Halter
			←	☐		24.3521-7002.5 240482	ATE - Halter
			→	☐		24.3347-1711.5 240699	TRW - Halter
			→	☐		24.3347-1712.5 240700	TRW - Halter
1.4 16V (F69)	66	09/98→01/05	←	☐		24.3521-7001.5 240481	ATE - Halter
1.4 LPG (F69)	66	03/98→01/05	←	☐		24.3521-7002.5 240482	ATE - Halter
1.6 16V (F69)	74	09/98→01/05	←	☐		24.3521-7002.5 240482	ATE - Halter
1.7 DTI 16V (F69)	55	02/00→01/05	→	☐; 07/01→ 07/03		24.3344-1713.5 240812	TRW - Halter
			→	☐; 07/01→ 07/03		24.3344-1714.5 240813	TRW - Halter
			→	☐; 08/03→		24.3347-1711.5 240699	TRW - Halter
			→	☐; 08/03→		24.3347-1712.5 240700	TRW - Halter
1.6 (F69)	55	09/98→09/00	←	☐		24.3521-7001.5 240481	ATE - Halter
			←	☐		24.3521-7002.5 240482	ATE - Halter
			→	☐; für Fahrzeuge mit Sportfahrwerk		24.3367-1707.5 240898	TRW - Halter
			→	☐; für Fahrzeuge mit Sportfahrwerk		24.3367-1708.5 240899	TRW - Halter
1.6 (F69)	62	09/00→01/05	←	☐		24.3521-7001.5 240481	ATE - Halter
			←	☐		24.3521-7002.5 240482	ATE - Halter
			→	☐; 07/01→ 07/03		24.3344-1713.5 240812	TRW - Halter
			→	☐; 07/01→ 07/03		24.3344-1714.5 240813	TRW - Halter
			→	☐; 08/03→; für Fahrzeuge ohne Sportfahrwerk		24.3347-1711.5 240699	TRW - Halter
			→	☐; 08/03→; für Fahrzeuge ohne Sportfahrwerk		24.3347-1712.5 240700	TRW - Halter
			→	☐; 08/03→; für Fahrzeuge mit Sportfahrwerk		24.3367-1707.5 240898	TRW - Halter
↓							

	kw			 	! #		
<b>OPEL - ASTRA G Stufenheck (T98) 03/98→12/09</b>							
<b>Bremssattel</b>							
1.6 (F69)	62	09/00→01/05	➡	 ; 08/03→; für Fahrzeuge mit Sportfahrwerk		24.3367-1708.5 240899	TRW - Halter
1.6 (F69)	76	12/02→12/09	←			24.3521-7001.5 240481	ATE - Halter
			←			24.3521-7002.5 240482	ATE - Halter
			➡	 ; → 07/03		24.3344-1713.5 240812	TRW - Halter
			➡	 ; → 07/03		24.3344-1714.5 240813	TRW - Halter
			➡	 ; 08/03→; für Fahrzeuge ohne Sportfahrwerk		24.3347-1711.5 240699	TRW - Halter
			➡	 ; 08/03→; für Fahrzeuge ohne Sportfahrwerk		24.3347-1712.5 240700	TRW - Halter
			➡	 ; 08/03→; für Fahrzeuge mit Sportfahrwerk		24.3367-1707.5 240898	TRW - Halter
			➡	 ; 08/03→; für Fahrzeuge mit Sportfahrwerk		24.3367-1708.5 240899	TRW - Halter
1.6 LPG (F69) 1.7 CDTI (F69)	74 59	06/02→01/05 04/03→12/09	←			24.3521-7001.5 240481	ATE - Halter
			←			24.3521-7002.5 240482	ATE - Halter
			➡	 ; → 07/03		24.3344-1713.5 240812	TRW - Halter
			➡	 ; → 07/03		24.3344-1714.5 240813	TRW - Halter
			➡	 ; 08/03→		24.3347-1711.5 240699	TRW - Halter
			➡	 ; 08/03→		24.3347-1712.5 240700	TRW - Halter
1.7 TD (F69)	50	09/98→08/00	←			24.3521-7001.5 240481	ATE - Halter
			←			24.3521-7002.5 240482	ATE - Halter
1.8 16V (F69)	85	09/98→09/00	←	 ; - ABS		24.3521-7001.5 240481	ATE - Halter
			←	 ; - ABS		24.3521-7002.5 240482	ATE - Halter
			←	 ; + ABS		24.3571-9823.5 240499	ATE - Halter
			←	 ; + ABS		24.3571-9824.5 240500	ATE - Halter
1.8 16V (F69) 2.0 DI (F69)	92 60	06/00→01/05 09/98→01/05	←	 ; - ABS		24.3521-7001.5 240481	ATE - Halter
			←	 ; - ABS		24.3521-7002.5 240482	ATE - Halter
			←	 ; + ABS		24.3571-9823.5 240499	ATE - Halter
			←	 ; + ABS		24.3571-9824.5 240500	ATE - Halter
			➡	 ; 07/01→ 07/03		24.3344-1713.5 240812	TRW - Halter
			➡	 ; 07/01→ 07/03		24.3344-1714.5 240813	TRW - Halter
			➡	 ; 08/03→		24.3347-1711.5 240699	TRW - Halter
			➡	 ; 08/03→		24.3347-1712.5 240700	TRW - Halter
2.0 16V (F69)	100	09/98→01/05	←			24.3571-9823.5 240499	ATE - Halter
			←			24.3571-9824.5 240500	ATE - Halter
2.0 DTI 16V (F69) 2.2 16V (F69)	74 108	08/99→01/05 03/01→01/05	←			24.3571-9823.5 240499	ATE - Halter
			←			24.3571-9824.5 240500	ATE - Halter
			➡	 ; 07/01→		24.3367-1713.5 240900	TRW - Halter
			➡	 ; 07/01→		24.3367-1714.5 240901	TRW - Halter
2.2 DTI (F69) 2.2 DTI (F69)	86 92	09/02→01/05 09/02→01/05	←			24.3571-9823.5 240499	ATE - Halter
			←			24.3571-9824.5 240500	ATE - Halter
			➡			24.3367-1713.5 240900	TRW - Halter
			➡			24.3367-1714.5 240901	TRW - Halter
<b>Feder, Bremssattel</b>							
1.2 16V (F69)	48	09/98→09/00		22000001→	2	11.8116-0292.1 390521	ATE
1.2 16V (F69)	55	09/00→01/05					
1.4 (F69)	66	09/07→12/09			2	11.8116-0292.1 390521	ATE
1.4 16V (F69)	66	09/98→01/05					
1.4 LPG (F69)	66	03/98→01/05					
1.6 (F69)	55	09/98→09/00					
1.6 (F69)	62	09/00→01/05					
1.6 (F69)	76	12/02→12/09					
1.6 16V (F69)	74	09/98→01/05					
1.6 LPG (F69)	74	06/02→01/05					
1.7 CDTI (F69)	59	04/03→12/09					
1.7 DTI 16V (F69)	55	02/00→01/05					
1.7 TD (F69)	50	09/98→08/00					
1.8 16V (F69)	85	09/98→09/00		- ABS	2	11.8116-0292.1 390521	ATE
1.8 16V (F69)	92	06/00→01/05	←	+ ABS	2	11.8116-0292.1 390521	ATE










	kw			 	! #		
<b>OPEL - ASTRA G Stufenheck (T98) 03/98→12/09</b>							
<b>Feder, Bremssattel</b>							
2.0 DI (F69)	60	09/98→01/05		- ABS	2	11.8116-0292.1 390521	ATE
			←	+ ABS	2	11.8116-0292.1 390521	ATE
2.0 16V (F69)	100	09/98→01/05	←		2	11.8116-0292.1 390521	ATE
2.0 DTI 16V (F69)	74	08/99→01/05					
2.2 16V (F69)	108	03/01→01/05					
2.2 DTI (F69)	86	09/02→01/05					
2.2 DTI (F69)	92	09/02→01/05					
<b>Führungshülzensatz, Bremssattel</b>							
1.2 16V (F69)	48	09/98→09/00	←	22000001→		11.0101-5407.2 260011	ATE
1.2 16V (F69)	55	09/00→01/05	←	→ 18999999; für Fahrzeuge mit Trommelbremse an der Hinterachse		11.0101-5407.2 260011	ATE
1.4 (F69)	66	09/07→12/09	←		2	11.0101-5407.2 260011	ATE
1.4 16V (F69)	66	09/98→01/05					
1.4 LPG (F69)	66	03/98→01/05					
1.6 (F69)	55	09/98→09/00					
1.6 (F69)	62	09/00→01/05					
1.6 (F69)	76	12/02→12/09					
1.6 16V (F69)	74	09/98→01/05					
1.6 LPG (F69)	74	06/02→01/05					
1.7 CDTI (F69)	59	04/03→12/09					
1.7 DTI 16V (F69)	55	02/00→01/05					
1.7 TD (F69)	50	09/98→08/00					
1.8 16V (F69)	85	09/98→09/00					
1.8 16V (F69)	92	06/00→01/05					
2.0 16V (F69)	100	09/98→01/05					
2.0 DI (F69)	60	09/98→01/05					
2.0 DTI 16V (F69)	74	08/99→01/05					
2.2 16V (F69)	108	03/01→01/05					
2.2 DTI (F69)	86	09/02→01/05					
2.2 DTI (F69)	92	09/02→01/05					
<b>Führungsbolzen, Bremssattel</b>							
1.2 16V (F69)	48	09/98→09/00	←	→ 18999999; für Fahrzeuge mit Trommelbremse an der Hinterachse	2	11.8171-0008.1 990049	ATE
1.2 16V (F69)	55	09/00→01/05	←	22000001→	2	11.8171-0008.1 990049	ATE
1.4 (F69)	66	09/07→12/09	←		2	11.8171-0008.1 990049	ATE
1.4 16V (F69)	66	09/98→01/05					
1.4 LPG (F69)	66	03/98→01/05					
1.6 (F69)	55	09/98→09/00					
1.6 (F69)	62	09/00→01/05					
1.6 (F69)	76	12/02→12/09					
1.6 16V (F69)	74	09/98→01/05					
1.6 LPG (F69)	74	06/02→01/05					
1.7 CDTI (F69)	59	04/03→12/09					
1.7 DTI 16V (F69)	55	02/00→01/05					
1.7 TD (F69)	50	09/98→08/00					
1.8 16V (F69)	85	09/98→09/00					
1.8 16V (F69)	92	06/00→01/05					
2.0 16V (F69)	100	09/98→01/05					
2.0 DI (F69)	60	09/98→01/05					
2.0 DTI 16V (F69)	74	08/99→01/05					
2.2 16V (F69)	108	03/01→01/05					
2.2 DTI (F69)	86	09/02→01/05					
2.2 DTI (F69)	92	09/02→01/05					
<b>Dichtungssatz, Bremssattel</b>							
1.8 16V (F69)	85	09/98→09/00	←	+ ABS		11.0441-5704.2 250034	ATE
1.8 16V (F69)	92	06/00→01/05					
2.0 DI (F69)	60	09/98→01/05					
2.0 16V (F69)	100	09/98→01/05	←			11.0441-5704.2 250034	ATE
2.0 DTI 16V (F69)	74	08/99→01/05					
2.2 16V (F69)	108	03/01→01/05					
2.2 DTI (F69)	86	09/02→01/05					
2.2 DTI (F69)	92	09/02→01/05					
<b>Bremsschlauch</b>							
1.2 16V (F69)	48	09/98→09/00	←		2	24.5241-0396.3 331380	L= 398
1.2 16V (F69)	55	09/00→01/05	→	☐; 32000001→; für Fahrzeuge mit Scheibenbremse an der Hinterachse		24.5157-0218.3 331095	L= 219 L2= 185 mit Rohrleitung
1.4 16V (F69)	66	09/98→01/05	→				
1.4 LPG (F69)	66	03/98→01/05					
1.6 (F69)	55	09/98→09/00	→	☐; 32000001→; für Fahrzeuge mit Scheibenbremse an der Hinterachse		24.5157-0219.3 331096	L= 219 L2= 185 mit Rohrleitung
1.6 (F69)	62	09/00→01/05	→				
1.6 (F69)	76	12/02→12/09					
1.6 16V (F69)	74	09/98→01/05	→				
1.6 LPG (F69)	74	06/02→01/05					
1.7 DTI 16V (F69)	55	02/00→01/05	→	für Fahrzeuge mit Trommelbremse an der Hinterachse	2	24.5240-0220.3 330619	L= 220
↓							










	kw			 	! #		
<b>OPEL - ASTRA G Stufenheck (T98) 03/98→12/09</b>							
 <b>Bremsschlauch</b>							
1.2 16V (F69)	48	09/98→09/00	➔	→ 229999999; für Fahrzeuge mit Scheibenbremse an der Hinterachse	2	24.5241-0200.3 330620	L= 200
1.2 16V (F69)	55	09/00→01/05					
1.4 16V (F69)	66	09/98→01/05					
1.4 LPG (F69)	66	03/98→01/05					
1.6 (F69)	55	09/98→09/00					
1.6 (F69)	62	09/00→01/05					
1.6 (F69)	76	12/02→12/09					
1.6 16V (F69)	74	09/98→01/05					
1.6 LPG (F69)	74	06/02→01/05					
1.7 DTI 16V (F69)	55	02/00→01/05					
1.4 (F69)	66	09/07→12/09	←		2	24.5241-0396.3 331380	L= 398
			➔	☐; für Fahrzeuge mit Scheibenbremse an der Hinterachse		24.5157-0218.3 331095	L= 219 L2= 185 mit Rohrleitung
			➔	☐; für Fahrzeuge mit Scheibenbremse an der Hinterachse		24.5157-0219.3 331096	L= 219 L2= 185 mit Rohrleitung
			➔	für Fahrzeuge mit Trommelbremse an der Hinterachse	2	24.5240-0220.3 330619	L= 220
1.7 CDTI (F69)	59	04/03→12/09	←		2	24.5241-0396.3 331380	L= 398
1.8 16V (F69)	85	09/98→09/00					
1.8 16V (F69)	92	06/00→01/05	➔	☐; 32000001→		24.5157-0218.3 331095	L= 219 L2= 185 mit Rohrleitung
2.0 16V (F69)	100	09/98→01/05	➔	☐; 32000001→		24.5157-0219.3 331096	L= 219 L2= 185 mit Rohrleitung
2.0 DI (F69)	60	09/98→01/05					
2.0 DTI 16V (F69)	74	08/99→01/05	➔	→ 229999999	2	24.5241-0200.3 330620	L= 200
2.2 16V (F69)	108	03/01→01/05					
2.2 DTI (F69)	86	09/02→01/05					
2.2 DTI (F69)	92	09/02→01/05					
1.7 TD (F69)	50	09/98→08/00	←		2	24.5241-0396.3 331380	L= 398
			➔	für Fahrzeuge mit Trommelbremse an der Hinterachse	2	24.5240-0220.3 330619	L= 220
			➔	für Fahrzeuge mit Scheibenbremse an der Hinterachse	2	24.5241-0200.3 330620	L= 200
<b>OPEL - ASTRA H (A04) 01/04→05/14</b>							
 <b>Bremssattel</b>							
1.2 (L48)	59	08/05→10/10	←	☐		24.3571-9823.5 240499	ATE - Halter
1.3 CDTI (L48)	66	08/05→10/10	←	☐		24.3571-9824.5 240500	ATE - Halter
1.4 (L48)	55	04/04→10/04	←	☐		24.3571-9824.5 240500	ATE - Halter
1.4 (L48)	66	03/04→10/10	➔	☐; Felge Lochzahl: 4		24.3367-1707.5 240898	TRW - Halter
1.4 LPG (L48)	66	08/09→10/10					
1.6 (L48)	77	03/04→10/10	➔	☐; Felge Lochzahl: 4		24.3367-1708.5 240899	TRW - Halter
1.6 Turbo (L48)	132	02/07→10/10	➔	☐; Felge Lochzahl: 5		24.3387-1701.5 240826	TRW - Halter
1.7 CDTI (L48)	59	03/04→10/10	➔	☐; Felge Lochzahl: 5		24.3387-1702.5 240827	TRW - Halter
1.7 CDTI (L48)	74	03/04→10/10	➔	☐; Felge Lochzahl: 5		24.3387-1702.5 240827	TRW - Halter
1.8 (L48)	92	01/04→10/10					
1.8 (L48)	103	01/06→10/10					
1.9 CDTI (L48)	74	09/05→10/10					
1.9 CDTI (L48)	110	09/04→10/10					
2.0 Turbo (L48)	125	03/04→10/10					
2.0 Turbo (L48)	147	09/04→10/10					
1.6 (L48)	85	12/06→05/14	←	☐; 01/07→ 11/10		24.3571-9823.5 240499	ATE - Halter
			←	☐; 01/07→ 11/10		24.3571-9824.5 240500	ATE - Halter
			➔	☐; 01/07→ 11/10; Felge Lochzahl: 4		24.3367-1707.5 240898	TRW - Halter
			➔	☐; 01/07→ 11/10; Felge Lochzahl: 4		24.3367-1708.5 240899	TRW - Halter
			➔	☐; 01/07→ 11/10; Felge Lochzahl: 5		24.3387-1701.5 240826	TRW - Halter
			➔	☐; 01/07→ 11/10; Felge Lochzahl: 5		24.3387-1702.5 240827	TRW - Halter
1.7 CDTI (L48)	81	02/07→05/14	←	☐; 04/07→ 11/10		24.3571-9823.5 240499	ATE - Halter
1.7 CDTI (L48)	92	02/07→05/14	←	☐; 04/07→ 11/10		24.3571-9824.5 240500	ATE - Halter
			➔	☐; 04/07→ 11/10; Felge Lochzahl: 4		24.3367-1707.5 240898	TRW - Halter
			➔	☐; 04/07→ 11/10; Felge Lochzahl: 4		24.3367-1708.5 240899	TRW - Halter
			➔	☐; 04/07→ 11/10; Felge Lochzahl: 5		24.3387-1701.5 240826	TRW - Halter
			➔	☐; 04/07→ 11/10; Felge Lochzahl: 5		24.3387-1702.5 240827	TRW - Halter
1.9 CDTI (L48)	88	06/04→10/10	←	☐; 09/04→		24.3571-9823.5 240499	ATE - Halter
1.9 CDTI 16V (L48)	88	04/04→10/10	←	☐; 09/04→		24.3571-9824.5 240500	ATE - Halter
			➔	☐; 09/04→; Felge Lochzahl: 4		24.3367-1707.5 240898	TRW - Halter
			➔	☐; 09/04→; Felge Lochzahl: 4		24.3367-1708.5 240899	TRW - Halter
			➔	☐; 09/04→; Felge Lochzahl: 5		24.3387-1701.5 240826	TRW - Halter
			➔	☐; 09/04→; Felge Lochzahl: 5		24.3387-1702.5 240827	TRW - Halter
↓							





	kw					! #			
<b>OPEL - ASTRA H (A04) 01/04→05/14</b>									
<b>Bremssattel</b>									
2.0 Turbo (L48)	177	03/05→10/10	←	<input type="checkbox"/>			<b>24.3571-9779.5</b>	<b>241098</b>	ATE - Halter
			←	<input type="checkbox"/>			<b>24.3571-9780.5</b>	<b>241099</b>	ATE - Halter
<b>Feder, Bremssattel</b>									
1.2 (L48)	59	08/05→10/10	←			2	<b>11.8116-0292.1</b>	<b>390521</b>	ATE
1.3 CDTI (L48)	66	08/05→10/10							
1.4 (L48)	55	04/04→10/04							
1.4 (L48)	66	03/04→10/10							
1.4 LPG (L48)	66	08/09→10/10							
1.6 (L48)	77	03/04→10/10							
1.6 Turbo (L48)	132	02/07→10/10							
1.7 CDTI (L48)	59	03/04→10/10							
1.7 CDTI (L48)	74	03/04→10/10							
1.8 (L48)	92	01/04→10/10							
1.8 (L48)	103	01/06→10/10							
1.9 CDTI (L48)	74	09/05→10/10							
1.9 CDTI (L48)	110	09/04→10/10							
2.0 Turbo (L48)	125	03/04→10/10							
2.0 Turbo (L48)	147	09/04→10/10							
1.6 (L48)	85	12/06→05/14	←		01/07→ 11/10	2	<b>11.8116-0292.1</b>	<b>390521</b>	ATE
1.7 CDTI (L48)	81	02/07→05/14	←		04/07→ 11/10	2	<b>11.8116-0292.1</b>	<b>390521</b>	ATE
1.7 CDTI (L48)	92	02/07→05/14							
1.9 CDTI (L48)	88	06/04→10/10	←		09/04→	2	<b>11.8116-0292.1</b>	<b>390521</b>	ATE
1.9 CDTI 16V (L48)	88	04/04→10/10							
2.0 Turbo (L48)	177	03/05→10/10				2	<b>11.8116-0356.1</b>	<b>390586</b>	ATE
<b>Führungshülzensatz, Bremssattel</b>									
1.2 (L48)	59	08/05→10/10	←				<b>11.0101-5407.2</b>	<b>260011</b>	ATE
1.3 CDTI (L48)	66	08/05→10/10							
1.4 (L48)	55	04/04→10/04							
1.4 (L48)	66	03/04→10/10							
1.4 LPG (L48)	66	08/09→10/10							
1.6 (L48)	77	03/04→10/10							
1.6 Turbo (L48)	132	02/07→10/10							
1.7 CDTI (L48)	59	03/04→10/10							
1.7 CDTI (L48)	74	03/04→10/10							
1.8 (L48)	92	01/04→10/10							
1.8 (L48)	103	01/06→10/10							
1.9 CDTI (L48)	74	09/05→10/10							
1.9 CDTI (L48)	110	09/04→10/10							
2.0 Turbo (L48)	125	03/04→10/10							
2.0 Turbo (L48)	147	09/04→10/10							
2.0 Turbo (L48)	177	03/05→10/10							
1.6 (L48)	85	12/06→05/14	←		01/07→ 11/10	2	<b>11.0101-5407.2</b>	<b>260011</b>	ATE
1.7 CDTI (L48)	81	02/07→05/14	←		04/07→ 11/10	2	<b>11.0101-5407.2</b>	<b>260011</b>	ATE
1.7 CDTI (L48)	92	02/07→05/14							
1.9 CDTI (L48)	88	06/04→10/10	←		09/04→	2	<b>11.0101-5407.2</b>	<b>260011</b>	ATE
1.9 CDTI 16V (L48)	88	04/04→10/10							
<b>Führungsbolzen, Bremssattel</b>									
1.2 (L48)	59	08/05→10/10				2	<b>11.8171-0008.1</b>	<b>990049</b>	ATE
1.3 CDTI (L48)	66	08/05→10/10							
1.4 (L48)	55	04/04→10/04							
1.4 (L48)	66	03/04→10/10							
1.4 LPG (L48)	66	08/09→10/10							
1.6 (L48)	77	03/04→10/10							
1.6 Turbo (L48)	132	02/07→10/10							
1.7 CDTI (L48)	59	03/04→10/10							
1.7 CDTI (L48)	74	03/04→10/10							
1.8 (L48)	92	01/04→10/10							
1.8 (L48)	103	01/06→10/10							
1.9 CDTI (L48)	74	09/05→10/10							
1.9 CDTI (L48)	110	09/04→10/10							
2.0 Turbo (L48)	125	03/04→10/10							
2.0 Turbo (L48)	147	09/04→10/10							
2.0 Turbo (L48)	177	03/05→10/10							
1.6 (L48)	85	12/06→05/14			01/07→ 11/10	2	<b>11.8171-0008.1</b>	<b>990049</b>	ATE
1.7 CDTI (L48)	81	02/07→05/14			04/07→ 11/10	2	<b>11.8171-0008.1</b>	<b>990049</b>	ATE
1.7 CDTI (L48)	92	02/07→05/14							
1.9 CDTI (L48)	88	06/04→10/10			09/04→	2	<b>11.8171-0008.1</b>	<b>990049</b>	ATE
1.9 CDTI 16V (L48)	88	04/04→10/10							
<b>Dichtungssatz, Bremssattel</b>									
1.2 (L48)	59	08/05→10/10	←				<b>11.0441-5704.2</b>	<b>250034</b>	ATE
1.3 CDTI (L48)	66	08/05→10/10							
1.4 (L48)	55	04/04→10/04							
1.4 (L48)	66	03/04→10/10							
1.4 LPG (L48)	66	08/09→10/10							
↓									

	kW			 	! #		
<b>PEL - ASTRA H (A04) 01/04→05/14</b>							
<b>Dichtungssatz, Bremssattel</b>							
1.6 (L48)	77	03/04→10/10	←			11.0441-5704.2 250034	ATE
1.6 Turbo (L48)	132	02/07→10/10					
1.7 CDTI (L48)	59	03/04→10/10					
1.7 CDTI (L48)	74	03/04→10/10					
1.8 (L48)	92	01/04→10/10					
1.8 (L48)	103	01/06→10/10					
1.9 CDTI (L48)	74	09/05→10/10					
1.9 CDTI (L48)	110	09/04→10/10					
2.0 Turbo (L48)	125	03/04→10/10					
2.0 Turbo (L48)	147	09/04→10/10					
1.6 (L48)	85	12/06→05/14	←	01/07→ 11/10		11.0441-5704.2 250034	ATE
1.7 CDTI (L48)	81	02/07→05/14	←	04/07→ 11/10		11.0441-5704.2 250034	ATE
1.7 CDTI (L48)	92	02/07→05/14					
1.9 CDTI (L48)	88	06/04→10/10	←	09/04→		11.0441-5704.2 250034	ATE
1.9 CDTI 16V (L48)	88	04/04→10/10					
<b>Bremsschlauch</b>							
1.2 (L48)	59	08/05→10/10	←		2	24.5241-0429.3 331381	L= 429
1.3 CDTI (L48)	66	08/05→10/10					
1.4 (L48)	55	04/04→10/04	→	☐;		24.5152-0218.3 331042	L= 230 mit Rohrleitung
1.4 (L48)	66	03/04→10/10		für Fahrzeuge mit Trommelbremse an der Hinterachse			
1.4 LPG (L48)	66	08/09→10/10					
1.6 (L48)	77	03/04→10/10	→	☐;		24.5152-0219.3 331043	L= 230 mit Rohrleitung
1.7 CDTI (L48)	59	03/04→10/10		für Fahrzeuge mit Trommelbremse an der Hinterachse			
1.7 CDTI (L48)	74	03/04→10/10					
1.8 (L48)	92	01/04→10/10	→	☐;		24.5157-0218.3 331095	L= 219 L2= 185 mit Rohrleitung
1.8 (L48)	103	01/06→10/10		für Fahrzeuge mit Scheibenbremse an der Hinterachse			
1.9 CDTI (L48)	74	09/05→10/10					
1.9 CDTI (L48)	110	09/04→10/10					
2.0 Turbo (L48)	125	03/04→10/10	→	☐;		24.5157-0219.3 331096	L= 219 L2= 185 mit Rohrleitung
2.0 Turbo (L48)	147	09/04→10/10		für Fahrzeuge mit Scheibenbremse an der Hinterachse			
1.6 (L48)	85	12/06→05/14	←	01/07→ 11/10	2	24.5241-0429.3 331381	L= 429
			→	☐; 01/07→ 11/10; für Fahrzeuge mit Trommelbremse an der Hinterachse		24.5152-0218.3 331042	L= 230 mit Rohrleitung
			→	☐; 01/07→ 11/10; für Fahrzeuge mit Trommelbremse an der Hinterachse		24.5152-0219.3 331043	L= 230 mit Rohrleitung
			→	☐; 01/07→ 11/10; für Fahrzeuge mit Scheibenbremse an der Hinterachse		24.5157-0218.3 331095	L= 219 L2= 185 mit Rohrleitung
			→	☐; 01/07→ 11/10; für Fahrzeuge mit Scheibenbremse an der Hinterachse		24.5157-0219.3 331096	L= 219 L2= 185 mit Rohrleitung
1.6 Turbo (L48)	132	02/07→10/10	←		2	24.5241-0429.3 331381	L= 429
			→	☐; für Fahrzeuge mit Scheibenbremse an der Hinterachse		24.5157-0218.3 331095	L= 219 L2= 185 mit Rohrleitung
			→	☐; für Fahrzeuge mit Scheibenbremse an der Hinterachse		24.5157-0219.3 331096	L= 219 L2= 185 mit Rohrleitung
1.7 CDTI (L48)	81	02/07→05/14	←	04/07→ 11/10	2	24.5241-0429.3 331381	L= 429
1.7 CDTI (L48)	92	02/07→05/14	→	☐; 04/07→ 11/10; für Fahrzeuge mit Scheibenbremse an der Hinterachse		24.5157-0218.3 331095	L= 219 L2= 185 mit Rohrleitung
			→	☐; 04/07→ 11/10; für Fahrzeuge mit Scheibenbremse an der Hinterachse		24.5157-0219.3 331096	L= 219 L2= 185 mit Rohrleitung
1.9 CDTI (L48)	88	06/04→10/10	←	09/04→	2	24.5241-0429.3 331381	L= 429
1.9 CDTI 16V (L48)	88	04/04→10/10	→	☐; 09/04→; für Fahrzeuge mit Trommelbremse an der Hinterachse		24.5152-0218.3 331042	L= 230 mit Rohrleitung
			→	☐; 09/04→; für Fahrzeuge mit Trommelbremse an der Hinterachse		24.5152-0219.3 331043	L= 230 mit Rohrleitung
			→	☐; 09/04→; für Fahrzeuge mit Scheibenbremse an der Hinterachse		24.5157-0218.3 331095	L= 219 L2= 185 mit Rohrleitung
			→	☐; 09/04→; für Fahrzeuge mit Scheibenbremse an der Hinterachse		24.5157-0219.3 331096	L= 219 L2= 185 mit Rohrleitung
2.0 Turbo (L48)	177	03/05→10/10	→	☐; für Fahrzeuge mit Trommelbremse an der Hinterachse		24.5152-0218.3 331042	L= 230 mit Rohrleitung
↓							



**OPEL - ASTRA H (A04) 01/04→05/14**

**Bremsschlauch**

2.0 Turbo (L48)	177	03/05→10/10	➔	☐; für Fahrzeuge mit Trommelbremse an der Hinterachse	24.5152-0219.3	331043	L= 230 mit Rohrleitung
			➔	☐; für Fahrzeuge mit Scheibenbremse an der Hinterachse	24.5157-0218.3	331095	L= 219 L2= 185 mit Rohrleitung
			➔	☐; für Fahrzeuge mit Scheibenbremse an der Hinterachse	24.5157-0219.3	331096	L= 219 L2= 185 mit Rohrleitung








**OPEL - ASTRA H Caravan (A04) 08/04→05/14**

**Bremssattel**











1.3 CDTI (L35) 1.4 (L35) 1.4 (L35) 1.4 LPG (L35) 1.6 (L35) 1.6 LPG (L35) 1.6 Turbo (L35) 1.7 CDTI (L35) 1.7 CDTI (L35) 1.9 CDTI (L35) 1.9 CDTI (L35) 1.9 CDTI (L35) 1.9 CDTI 16V (L35) 2.0 Turbo (L35) 2.0 Turbo (L35)	66 55 66 66 77 85 132 59 74 74 88 110 88 125 147	08/05→10/10 08/04→10/10 08/04→10/10 08/09→10/10 08/04→10/10 08/09→10/10 02/07→10/10 08/04→10/10 08/04→10/10 09/05→10/10 09/05→10/10 09/04→10/10 08/04→10/10 08/04→10/10 09/04→10/10	←	☐	24.3571-9823.5	240499	ATE - Halter
			←	☐	24.3571-9824.5	240500	ATE - Halter
			➔	☐; Felge Lochzahl: 4	24.3367-1707.5	240898	TRW - Halter
			➔	☐; Felge Lochzahl: 4	24.3367-1708.5	240899	TRW - Halter
			➔	☐; Felge Lochzahl: 5	24.3387-1701.5	240826	TRW - Halter
			➔	☐; Felge Lochzahl: 5	24.3387-1702.5	240827	TRW - Halter
			➔				
			➔				
			➔				
			➔				
			➔				
			➔				
			➔				
			➔				
1.6 (L35)	85	12/06→05/14	←	☐; 01/07→ 11/10	24.3571-9823.5	240499	ATE - Halter
			←	☐; 01/07→ 11/10	24.3571-9824.5	240500	ATE - Halter
			➔	☐; 01/07→ 11/10; Felge Lochzahl: 4	24.3367-1707.5	240898	TRW - Halter
			➔	☐; 01/07→ 11/10; Felge Lochzahl: 4	24.3367-1708.5	240899	TRW - Halter
			➔	☐; 01/07→ 11/10; Felge Lochzahl: 5	24.3387-1701.5	240826	TRW - Halter
			➔	☐; 01/07→ 11/10; Felge Lochzahl: 5	24.3387-1702.5	240827	TRW - Halter
1.7 CDTI (L35) 1.7 CDTI (L35)	81 92	02/07→05/14 02/07→05/14	←	☐; 04/07→ 11/10	24.3571-9823.5	240499	ATE - Halter
			←	☐; 04/07→ 11/10	24.3571-9824.5	240500	ATE - Halter
			➔	☐; 04/07→ 11/10; Felge Lochzahl: 4	24.3367-1707.5	240898	TRW - Halter
			➔	☐; 04/07→ 11/10; Felge Lochzahl: 4	24.3367-1708.5	240899	TRW - Halter
			➔	☐; 04/07→ 11/10; Felge Lochzahl: 5	24.3387-1701.5	240826	TRW - Halter
			➔	☐; 04/07→ 11/10; Felge Lochzahl: 5	24.3387-1702.5	240827	TRW - Halter
1.8 (L35)	92	08/04→10/10	←	☐; 09/04→	24.3571-9823.5	240499	ATE - Halter
			←	☐; 09/04→	24.3571-9824.5	240500	ATE - Halter
			➔	☐; 09/04→; Felge Lochzahl: 4	24.3367-1707.5	240898	TRW - Halter
			➔	☐; 09/04→; Felge Lochzahl: 4	24.3367-1708.5	240899	TRW - Halter
			➔	☐; 09/04→; Felge Lochzahl: 5	24.3387-1701.5	240826	TRW - Halter
			➔	☐; 09/04→; Felge Lochzahl: 5	24.3387-1702.5	240827	TRW - Halter
1.8 (L35)	103	08/05→05/14	←	☐	24.3571-9823.5	240499	ATE - Halter
			←	☐	24.3571-9824.5	240500	ATE - Halter
			➔	☐; Felge Lochzahl: 4	24.3367-1707.5	240898	TRW - Halter
			➔	☐; → 11/10; Felge Lochzahl: 4	24.3367-1708.5	240899	TRW - Halter
			➔	☐; Felge Lochzahl: 5	24.3387-1701.5	240826	TRW - Halter
			➔	☐; Felge Lochzahl: 5	24.3387-1702.5	240827	TRW - Halter











**Feder, Bremssattel**

1.3 CDTI (L35) 1.4 (L35) 1.4 (L35) 1.4 LPG (L35) 1.6 (L35) 1.6 LPG (L35) 1.6 Turbo (L35) 1.7 CDTI (L35) 1.7 CDTI (L35) 1.8 (L35) 1.9 CDTI (L35) 1.9 CDTI (L35) 1.9 CDTI (L35) 1.9 CDTI 16V (L35) ↓	66 55 66 66 77 85 132 59 74 103 74 88 110 88	08/05→10/10 08/04→10/10 08/04→10/10 08/09→10/10 08/04→10/10 08/09→10/10 02/07→10/10 08/04→10/10 08/04→10/10 08/05→05/14 09/05→10/10 09/05→10/10 09/04→10/10 08/04→10/10	←		2	11.8116-0292.1	390521	ATE
--	---	--	---	--	---	----------------	--------	-----











	kW			 	! #		
<b>OPEL - ASTRA H Caravan (A04) 08/04→05/14</b>							
<b>Feder, Bremssattel</b>							
2.0 Turbo (L35)	125	08/04→10/10	←		2	11.8116-0292.1	390521 ATE
2.0 Turbo (L35)	147	09/04→10/10					
1.6 (L35)	85	12/06→05/14	←	01/07→ 11/10	2	11.8116-0292.1	390521 ATE
1.7 CDTI (L35)	81	02/07→05/14	←	04/07→ 11/10	2	11.8116-0292.1	390521 ATE
1.7 CDTI (L35)	92	02/07→05/14					
1.8 (L35)	92	08/04→10/10	←	09/04→	2	11.8116-0292.1	390521 ATE
<b>Führungshülzensatz, Bremssattel</b>							
1.3 CDTI (L35)	66	08/05→10/10	←			11.0101-5407.2	260011 ATE
1.4 (L35)	55	08/04→10/10					
1.4 (L35)	66	08/04→10/10					
1.4 LPG (L35)	66	08/09→10/10					
1.6 (L35)	77	08/04→10/10					
1.6 LPG (L35)	85	08/09→10/10					
1.6 Turbo (L35)	132	02/07→10/10					
1.7 CDTI (L35)	59	08/04→10/10					
1.7 CDTI (L35)	74	08/04→10/10					
1.8 (L35)	103	08/05→05/14					
1.9 CDTI (L35)	74	09/05→10/10					
1.9 CDTI (L35)	88	09/05→10/10					
1.9 CDTI (L35)	110	09/04→10/10					
1.9 CDTI 16V (L35)	88	08/04→10/10					
2.0 Turbo (L35)	125	08/04→10/10					
2.0 Turbo (L35)	147	09/04→10/10					
1.6 (L35)	85	12/06→05/14	←	01/07→ 11/10		11.0101-5407.2	260011 ATE
1.7 CDTI (L35)	81	02/07→05/14	←	04/07→ 11/10		11.0101-5407.2	260011 ATE
1.7 CDTI (L35)	92	02/07→05/14					
1.8 (L35)	92	08/04→10/10	←	09/04→		11.0101-5407.2	260011 ATE
<b>Führungsbolzen, Bremssattel</b>							
1.3 CDTI (L35)	66	08/05→10/10	←		2	11.8171-0008.1	990049 ATE
1.4 (L35)	55	08/04→10/10					
1.4 (L35)	66	08/04→10/10					
1.4 LPG (L35)	66	08/09→10/10					
1.6 (L35)	77	08/04→10/10					
1.6 LPG (L35)	85	08/09→10/10					
1.6 Turbo (L35)	132	02/07→10/10					
1.7 CDTI (L35)	59	08/04→10/10					
1.7 CDTI (L35)	74	08/04→10/10					
1.8 (L35)	103	08/05→05/14					
1.9 CDTI (L35)	74	09/05→10/10					
1.9 CDTI (L35)	88	09/05→10/10					
1.9 CDTI (L35)	110	09/04→10/10					
1.9 CDTI 16V (L35)	88	08/04→10/10					
2.0 Turbo (L35)	125	08/04→10/10					
2.0 Turbo (L35)	147	09/04→10/10					
1.6 (L35)	85	12/06→05/14	←	01/07→ 11/10	2	11.8171-0008.1	990049 ATE
1.7 CDTI (L35)	81	02/07→05/14	←	04/07→ 11/10	2	11.8171-0008.1	990049 ATE
1.7 CDTI (L35)	92	02/07→05/14					
1.8 (L35)	92	08/04→10/10	←	09/04→	2	11.8171-0008.1	990049 ATE
<b>Dichtungssatz, Bremssattel</b>							
1.3 CDTI (L35)	66	08/05→10/10	←			11.0441-5704.2	250034 ATE
1.4 (L35)	55	08/04→10/10					
1.4 (L35)	66	08/04→10/10					
1.4 LPG (L35)	66	08/09→10/10					
1.6 (L35)	77	08/04→10/10					
1.6 LPG (L35)	85	08/09→10/10					
1.6 Turbo (L35)	132	02/07→10/10					
1.7 CDTI (L35)	59	08/04→10/10					
1.7 CDTI (L35)	74	08/04→10/10					
1.8 (L35)	103	08/05→05/14					
1.9 CDTI (L35)	74	09/05→10/10					
1.9 CDTI (L35)	88	09/05→10/10					
1.9 CDTI (L35)	110	09/04→10/10					
1.9 CDTI 16V (L35)	88	08/04→10/10					
2.0 Turbo (L35)	125	08/04→10/10					
2.0 Turbo (L35)	147	09/04→10/10					
1.6 (L35)	85	12/06→05/14	←	01/07→ 11/10		11.0441-5704.2	250034 ATE
1.7 CDTI (L35)	81	02/07→05/14	←	04/07→ 11/10		11.0441-5704.2	250034 ATE
1.7 CDTI (L35)	92	02/07→05/14					
1.8 (L35)	92	08/04→10/10	←	09/04→		11.0441-5704.2	250034 ATE
<b>Bremsschlauch</b>							
1.3 CDTI (L35)	66	08/05→10/10	←		2	24.5241-0429.3	331381 L= 429
1.4 (L35)	55	08/04→10/10	→				
1.4 (L35)	66	08/04→10/10	→	☐		24.5157-0218.3	331095 L= 219 L2= 185 mit Rohrleitung
↓							












































	kw			 	! #		
<b>OPEL - ASTRA H Caravan (A04) 08/04→05/14</b>							
 <b>Bremsschlauch</b>							
1.4 LPG (L35)	66	08/09→10/10	➔	☐		24.5157-0219.3 331096	L= 219 L2= 185 mit Rohrleitung
1.6 (L35)	77	08/04→10/10					
1.6 LPG (L35)	85	08/09→10/10					
1.6 Turbo (L35)	132	02/07→10/10					
1.7 CDTi (L35)	59	08/04→10/10					
1.7 CDTi (L35)	74	08/04→10/10					
1.8 (L35)	103	08/05→05/14					
1.9 CDTi (L35)	74	09/05→10/10					
1.9 CDTi (L35)	88	09/05→10/10					
1.9 CDTi (L35)	110	09/04→10/10					
1.9 CDTi 16V (L35)	88	08/04→10/10					
2.0 Turbo (L35)	125	08/04→10/10					
2.0 Turbo (L35)	147	09/04→10/10					
1.6 (L35)	85	12/06→05/14	←	01/07→ 11/10	2	24.5241-0429.3 331381	L= 429
			➔	☐; 01/07→ 11/10		24.5157-0218.3 331095	L= 219 L2= 185 mit Rohrleitung
			➔	☐; 01/07→ 11/10		24.5157-0219.3 331096	L= 219 L2= 185 mit Rohrleitung
1.7 CDTi (L35)	81	02/07→05/14	←	04/07→ 11/10	2	24.5241-0429.3 331381	L= 429
1.7 CDTi (L35)	92	02/07→05/14	➔	☐; 04/07→ 11/10		24.5157-0218.3 331095	L= 219 L2= 185 mit Rohrleitung
			➔	☐; 04/07→ 11/10		24.5157-0219.3 331096	L= 219 L2= 185 mit Rohrleitung
1.8 (L35)	92	08/04→10/10	←	09/04→	2	24.5241-0429.3 331381	L= 429
			➔	☐; 09/04→		24.5157-0218.3 331095	L= 219 L2= 185 mit Rohrleitung
			➔	☐; 09/04→		24.5157-0219.3 331096	L= 219 L2= 185 mit Rohrleitung
<b>OPEL - ASTRA H FAMILY Caravan (A04) 12/06→</b>							
 <b>Bremssattel</b>							
1.4 (L35)	66	01/09→	←	☐		24.3571-9823.5 240499	ATE - Halter
1.7 CDTi (L35)	81	01/09→	←	☐		24.3571-9824.5 240500	ATE - Halter
1.7 CDTi (L35)	92	01/09→	➔	☐; Felge Lochzahl: 4		24.3367-1707.5 240898	TRW - Halter
			➔	☐; Felge Lochzahl: 4		24.3367-1708.5 240899	TRW - Halter
			➔	☐; Felge Lochzahl: 5		24.3387-1701.5 240826	TRW - Halter
			➔	☐; Felge Lochzahl: 5		24.3387-1702.5 240827	TRW - Halter
1.6 (L35)	85	12/06→05/14	←	☐; 01/07→ 11/10		24.3571-9823.5 240499	ATE - Halter
			←	☐; 01/07→ 11/10		24.3571-9824.5 240500	ATE - Halter
			➔	☐; 01/07→ 11/10; Felge Lochzahl: 4		24.3367-1707.5 240898	TRW - Halter
			➔	☐; 01/07→ 11/10; Felge Lochzahl: 4		24.3367-1708.5 240899	TRW - Halter
			➔	☐; 01/07→ 11/10; Felge Lochzahl: 5		24.3387-1701.5 240826	TRW - Halter
			➔	☐; 01/07→ 11/10; Felge Lochzahl: 5		24.3387-1702.5 240827	TRW - Halter
<b>Feder, Bremssattel</b>							
1.4 (L35)	66	01/09→	←		2	11.8116-0292.1 390521	ATE
1.7 CDTi (L35)	81	01/09→					
1.7 CDTi (L35)	92	01/09→					
1.6 (L35)	85	12/06→05/14	←	01/07→ 11/10	2	11.8116-0292.1 390521	ATE
<b>Führungshülensatz, Bremssattel</b>							
1.4 (L35)	66	01/09→	←			11.0101-5407.2 260011	ATE
1.7 CDTi (L35)	81	01/09→					
1.7 CDTi (L35)	92	01/09→					
1.6 (L35)	85	12/06→05/14	←	01/07→ 11/10		11.0101-5407.2 260011	ATE
<b>Führungsbolzen, Bremssattel</b>							
1.4 (L35)	66	01/09→	←		2	11.8171-0008.1 990049	ATE
1.7 CDTi (L35)	81	01/09→					
1.7 CDTi (L35)	92	01/09→					
1.6 (L35)	85	12/06→05/14	←	01/07→ 11/10	2	11.8171-0008.1 990049	ATE
<b>Dichtungssatz, Bremssattel</b>							
1.4 (L35)	66	01/09→	←			11.0441-5704.2 250034	ATE
1.7 CDTi (L35)	81	01/09→					
1.7 CDTi (L35)	92	01/09→					
1.6 (L35)	85	12/06→05/14	←	01/07→ 11/10		11.0441-5704.2 250034	ATE
 <b>Bremsschlauch</b>							
1.4 (L35)	66	01/09→	←		2	24.5241-0429.3 331381	L= 429
1.7 CDTi (L35)	81	01/09→	➔	☐		24.5157-0218.3 331095	L= 219 L2= 185 mit Rohrleitung
1.7 CDTi (L35)	92	01/09→					








	kw					! #		
<b>OPEL - ASTRA H FAMILY Caravan (A04) 12/06→</b>								
 <b>Bremsschlauch</b>								
1.4 (L35) 1.7 CDTi (L35) 1.7 CDTi (L35)	66 81 92	01/09→ 01/09→ 01/09→	→	☐			24.5157-0219.3 331096	L= 219 L2= 185 mit Rohrleitung
1.6 (L35)	85	12/06→05/14	←	☐; 01/07→ 11/10	2	24.5241-0429.3 331381	L= 429	
			→	☐; 01/07→ 11/10		24.5157-0218.3 331095	L= 219 L2= 185 mit Rohrleitung	
			→	☐; 01/07→ 11/10		24.5157-0219.3 331096	L= 219 L2= 185 mit Rohrleitung	
<b>OPEL - ASTRA H FAMILY Schrägheck (A04) 01/09→</b>								
 <b>Bremssattel</b>								
1.3 CDTi (L48) 1.6 (L48)	66 85	01/09→ 01/09→	←	☐; → 11/10		24.3571-9823.5 240499	ATE - Halter	
			←	☐; → 11/10		24.3571-9824.5 240500	ATE - Halter	
			→	☐; → 11/10; Felge Lochzahl: 4		24.3367-1707.5 240898	TRW - Halter	
			→	☐; → 11/10; Felge Lochzahl: 4		24.3367-1708.5 240899	TRW - Halter	
			→	☐; → 11/10; Felge Lochzahl: 5		24.3387-1701.5 240826	TRW - Halter	
			→	☐; → 11/10; Felge Lochzahl: 5		24.3387-1702.5 240827	TRW - Halter	
1.4 (L48) 1.7 CDTi (L48)	66 81	01/09→ 01/09→	←	☐		24.3571-9823.5 240499	ATE - Halter	
			←	☐		24.3571-9824.5 240500	ATE - Halter	
			→	☐; Felge Lochzahl: 4		24.3367-1707.5 240898	TRW - Halter	
			→	☐; Felge Lochzahl: 4		24.3367-1708.5 240899	TRW - Halter	
			→	☐; Felge Lochzahl: 5		24.3387-1701.5 240826	TRW - Halter	
			→	☐; Felge Lochzahl: 5		24.3387-1702.5 240827	TRW - Halter	
1.7 CDTi (L48)	92	01/09→	←	☐		24.3571-9823.5 240499	ATE - Halter	
			←	☐		24.3571-9824.5 240500	ATE - Halter	
			→	☐; Felge Lochzahl: 4		24.3367-1707.5 240898	TRW - Halter	
			→	☐; → 11/10; Felge Lochzahl: 4		24.3367-1708.5 240899	TRW - Halter	
			→	☐; → 11/10; Felge Lochzahl: 5		24.3387-1701.5 240826	TRW - Halter	
			→	☐; → 11/10; Felge Lochzahl: 5		24.3387-1702.5 240827	TRW - Halter	
<b>Feder, Bremssattel</b>								
1.3 CDTi (L48) 1.6 (L48)	66 85	01/09→ 01/09→	←	→ 11/10	2	11.8116-0292.1 390521	ATE	
1.4 (L48) 1.7 CDTi (L48) 1.7 CDTi (L48)	66 81 92	01/09→ 01/09→ 01/09→	←		2	11.8116-0292.1 390521	ATE	
<b>Führungshülzensatz, Bremssattel</b>								
1.3 CDTi (L48) 1.6 (L48)	66 85	01/09→ 01/09→	←	→ 11/10		11.0101-5407.2 260011	ATE	
1.4 (L48) 1.7 CDTi (L48) 1.7 CDTi (L48)	66 81 92	01/09→ 01/09→ 01/09→	←			11.0101-5407.2 260011	ATE	
<b>Führungsbolzen, Bremssattel</b>								
1.3 CDTi (L48) 1.6 (L48)	66 85	01/09→ 01/09→		→ 11/10	2	11.8171-0008.1 990049	ATE	
1.4 (L48) 1.7 CDTi (L48) 1.7 CDTi (L48)	66 81 92	01/09→ 01/09→ 01/09→			2	11.8171-0008.1 990049	ATE	
<b>Dichtungssatz, Bremssattel</b>								
1.3 CDTi (L48) 1.6 (L48)	66 85	01/09→ 01/09→	←	→ 11/10		11.0441-5704.2 250034	ATE	
1.4 (L48) 1.7 CDTi (L48) 1.7 CDTi (L48)	66 81 92	01/09→ 01/09→ 01/09→	←			11.0441-5704.2 250034	ATE	
 <b>Bremsschlauch</b>								
1.3 CDTi (L48) 1.6 (L48)	66 85	01/09→ 01/09→	←	→ 11/10	2	24.5241-0429.3 331381	L= 429	
			→	☐; → 11/10; für Fahrzeuge mit Trommelbremse an der Hinterachse		24.5152-0218.3 331042	L= 230 mit Rohrleitung	
			→	☐; → 11/10; für Fahrzeuge mit Trommelbremse an der Hinterachse		24.5152-0219.3 331043	L= 230 mit Rohrleitung	
↓								



















	kW			 	! #		
<b>OPEL - ASTRA H FAMILY Schrägheck (A04) 01/09→</b>							
 <b>Bremsschlauch</b>							
1.3 CDTi (L48) 1.6 (L48)	66 85	01/09→ 01/09→	➔	☐; → 11/10; für Fahrzeuge mit Scheibenbremse an der Hinterachse		24.5157-0218.3 331095	L= 219 L2= 185 mit Rohrleitung
			➔	☐; → 11/10; für Fahrzeuge mit Scheibenbremse an der Hinterachse		24.5157-0219.3 331096	L= 219 L2= 185 mit Rohrleitung
1.4 (L48)	66	01/09→	➔		2	24.5241-0429.3 331381	L= 429
			➔	☐; für Fahrzeuge mit Trommelbremse an der Hinterachse		24.5152-0218.3 331042	L= 230 mit Rohrleitung
			➔	☐; für Fahrzeuge mit Trommelbremse an der Hinterachse		24.5152-0219.3 331043	L= 230 mit Rohrleitung
			➔	☐; für Fahrzeuge mit Scheibenbremse an der Hinterachse		24.5157-0218.3 331095	L= 219 L2= 185 mit Rohrleitung
			➔	☐; für Fahrzeuge mit Scheibenbremse an der Hinterachse		24.5157-0219.3 331096	L= 219 L2= 185 mit Rohrleitung
1.7 CDTi (L48) 1.7 CDTi (L48)	81 92	01/09→ 01/09→	➔		2	24.5241-0429.3 331381	L= 429
			➔	☐; für Fahrzeuge mit Scheibenbremse an der Hinterachse		24.5157-0218.3 331095	L= 219 L2= 185 mit Rohrleitung
			➔	☐; für Fahrzeuge mit Scheibenbremse an der Hinterachse		24.5157-0219.3 331096	L= 219 L2= 185 mit Rohrleitung
<b>OPEL - ASTRA H FAMILY Stufenheck (A04) 02/07→</b>							
 <b>Bremssattel</b>							
1.6 (L69) 1.7 CDTi (L69) 1.8 (L69)	85 81 103	01/09→05/14 01/09→ 02/07→09/12	➔	☐		24.3571-9823.5 240499	ATE - Halter
			➔	☐		24.3571-9824.5 240500	ATE - Halter
			➔	☐; Felge Lochzahl: 4		24.3367-1707.5 240898	TRW - Halter
			➔	☐; Felge Lochzahl: 4		24.3367-1708.5 240899	TRW - Halter
			➔	☐; Felge Lochzahl: 5		24.3387-1701.5 240826	TRW - Halter
			➔	☐; Felge Lochzahl: 5		24.3387-1702.5 240827	TRW - Halter
1.7 CDTi (L69)	92	01/09→	➔	☐		24.3571-9823.5 240499	ATE - Halter
			➔	☐		24.3571-9824.5 240500	ATE - Halter
			➔	☐; Felge Lochzahl: 4		24.3367-1707.5 240898	TRW - Halter
			➔	☐; → 11/10; Felge Lochzahl: 4		24.3367-1708.5 240899	TRW - Halter
			➔	☐; → 11/10; Felge Lochzahl: 5		24.3387-1701.5 240826	TRW - Halter
			➔	☐; → 11/10; Felge Lochzahl: 5		24.3387-1702.5 240827	TRW - Halter
<b>Feder, Bremssattel</b>							
1.6 (L69) 1.7 CDTi (L69) 1.7 CDTi (L69) 1.8 (L69)	85 81 92 103	01/09→05/14 01/09→ 01/09→ 02/07→09/12	➔		2	11.8116-0292.1 390521	ATE
<b>Führungshülzensatz, Bremssattel</b>							
1.6 (L69) 1.7 CDTi (L69) 1.7 CDTi (L69) 1.8 (L69)	85 81 92 103	01/09→05/14 01/09→ 01/09→ 02/07→09/12	➔			11.0101-5407.2 260011	ATE
<b>Führungsbolzen, Bremssattel</b>							
1.6 (L69) 1.7 CDTi (L69) 1.7 CDTi (L69) 1.8 (L69)	85 81 92 103	01/09→05/14 01/09→ 01/09→ 02/07→09/12			2	11.8171-0008.1 990049	ATE
<b>Dichtungssatz, Bremssattel</b>							
1.6 (L69) 1.7 CDTi (L69) 1.7 CDTi (L69) 1.8 (L69)	85 81 92 103	01/09→05/14 01/09→ 01/09→ 02/07→09/12	➔			11.0441-5704.2 250034	ATE
 <b>Bremsschlauch</b>							
1.6 (L69) 1.8 (L69)	85 103	01/09→05/14 02/07→09/12	➔		2	24.5241-0429.3 331381	L= 429

















	kW			 	! #		
<b>OPEL - ASTRA H FAMILY Stufenheck (A04) 02/07→</b>							
 <b>Bremsschlauch</b>							
1.6 (L69) 1.8 (L69)	85 103	01/09→05/14 02/07→09/12	➔	 ; für Fahrzeuge mit Trommelbremse an der Hinterachse		24.5152-0218.3 331042	L= 230 mit Rohrleitung
			➔	 ; für Fahrzeuge mit Trommelbremse an der Hinterachse		24.5152-0219.3 331043	L= 230 mit Rohrleitung
			➔	 ; für Fahrzeuge mit Scheibenbremse an der Hinterachse		24.5157-0218.3 331095	L= 219 L2= 185 mit Rohrleitung
			➔	 ; für Fahrzeuge mit Scheibenbremse an der Hinterachse		24.5157-0219.3 331096	L= 219 L2= 185 mit Rohrleitung
1.7 CDTi (L69) 1.7 CDTi (L69)	81 92	01/09→ 01/09→	➔		2	24.5241-0429.3 331381	L= 429
			➔	 ; für Fahrzeuge mit Scheibenbremse an der Hinterachse		24.5157-0218.3 331095	L= 219 L2= 185 mit Rohrleitung
			➔	 ; für Fahrzeuge mit Scheibenbremse an der Hinterachse		24.5157-0219.3 331096	L= 219 L2= 185 mit Rohrleitung
<b>OPEL - ASTRA H GTC (A04) 03/05→10/10</b>							
 <b>Bremssattel</b>							
1.3 CDTi (L08)	66	04/05→10/10	➔	 ; 08/05→		24.3571-9823.5 240499	ATE - Halter
			➔	 ; 08/05→		24.3571-9824.5 240500	ATE - Halter
			➔	 ; 08/05→; Felge Lochzahl: 4		24.3367-1707.5 240898	TRW - Halter
			➔	 ; 08/05→; Felge Lochzahl: 4		24.3367-1708.5 240899	TRW - Halter
			➔	 ; 08/05→; Felge Lochzahl: 5		24.3387-1701.5 240826	TRW - Halter
			➔	 ; 08/05→; Felge Lochzahl: 5		24.3387-1702.5 240827	TRW - Halter
1.4 (L08) 1.4 (L08) 1.6 (L08) 1.6 Turbo (L08) 1.7 CDTi (L08) 1.7 CDTi (L08) 1.8 (L08) 1.8 (L08) 1.9 CDTi (L08) 1.9 CDTi (L08) 1.9 CDTi (L08) 1.9 CDTi 16V (L08) 2.0 Turbo (L08) 2.0 Turbo (L08)	55 66 77 132 74 59 92 103 110 74 88 88 125 147	03/05→10/10 03/05→10/10 03/05→10/10 02/07→10/10 03/05→10/10 03/05→10/10 03/05→10/10 01/06→10/10 03/05→10/10 01/06→10/10 09/05→10/10 03/05→10/10 03/05→10/10 03/05→10/10	➔			24.3571-9823.5 240499	ATE - Halter
			➔			24.3571-9824.5 240500	ATE - Halter
			➔	 ; Felge Lochzahl: 4		24.3367-1707.5 240898	TRW - Halter
			➔	 ; Felge Lochzahl: 4		24.3367-1708.5 240899	TRW - Halter
			➔	 ; Felge Lochzahl: 5		24.3387-1701.5 240826	TRW - Halter
			➔	 ; Felge Lochzahl: 5		24.3387-1702.5 240827	TRW - Halter
1.6 (L08)	85	12/06→10/10	➔	 ; 01/07→		24.3571-9823.5 240499	ATE - Halter
			➔	 ; 01/07→		24.3571-9824.5 240500	ATE - Halter
			➔	 ; 01/07→; Felge Lochzahl: 4		24.3367-1707.5 240898	TRW - Halter
			➔	 ; 01/07→; Felge Lochzahl: 4		24.3367-1708.5 240899	TRW - Halter
			➔	 ; 01/07→; Felge Lochzahl: 5		24.3387-1701.5 240826	TRW - Halter
			➔	 ; 01/07→; Felge Lochzahl: 5		24.3387-1702.5 240827	TRW - Halter
1.7 CDTi (L08) 1.7 CDTi (L08)	81 92	02/07→10/10 02/07→10/10	➔	 ; 04/07→		24.3571-9823.5 240499	ATE - Halter
			➔	 ; 04/07→		24.3571-9824.5 240500	ATE - Halter
			➔	 ; 04/07→; Felge Lochzahl: 4		24.3367-1707.5 240898	TRW - Halter
			➔	 ; 04/07→; Felge Lochzahl: 4		24.3367-1708.5 240899	TRW - Halter
			➔	 ; 04/07→; Felge Lochzahl: 5		24.3387-1701.5 240826	TRW - Halter
			➔	 ; 04/07→; Felge Lochzahl: 5		24.3387-1702.5 240827	TRW - Halter
2.0 Turbo (L08)	177	08/05→10/10	➔			24.3571-9779.5 241098	ATE - Halter
			➔			24.3571-9780.5 241099	ATE - Halter
<b>Feder, Bremssattel</b>							
1.3 CDTi (L08)	66	04/05→10/10	➔	08/05→	2	11.8116-0292.1 390521	ATE
1.4 (L08) 1.4 (L08) 1.6 (L08) 1.6 Turbo (L08) 1.7 CDTi (L08) 1.7 CDTi (L08) 1.8 (L08) 1.8 (L08) ↓	55 66 77 132 74 59 92 103	03/05→10/10 03/05→10/10 03/05→10/10 02/07→10/10 03/05→10/10 03/05→10/10 03/05→10/10 01/06→10/10	➔		2	11.8116-0292.1 390521	ATE

	kW			 	! #		
<b>OPEL - ASTRA H GTC (A04) 03/05→10/10</b>							
<b>Feder, Bremssattel</b>							
1.9 CDTi (L08)	110	03/05→10/10	←		2	11.8116-0292.1 390521	ATE
1.9 CDTi (L08)	74	01/06→10/10					
1.9 CDTi (L08)	88	09/05→10/10					
1.9 CDTi 16V (L08)	88	03/05→10/10					
2.0 Turbo (L08)	125	03/05→10/10					
2.0 Turbo (L08)	147	03/05→10/10					
1.6 (L08)	85	12/06→10/10	←	01/07→	2	11.8116-0292.1 390521	ATE
1.7 CDTi (L08)	81	02/07→10/10	←	04/07→	2	11.8116-0292.1 390521	ATE
1.7 CDTi (L08)	92	02/07→10/10					
2.0 Turbo (L08)	177	08/05→10/10			2	11.8116-0356.1 390586	ATE
<b>Führungshülzensatz, Bremssattel</b>							
1.3 CDTi (L08)	66	04/05→10/10	←	08/05→		11.0101-5407.2 260011	ATE
1.4 (L08)	55	03/05→10/10	←			11.0101-5407.2 260011	ATE
1.4 (L08)	66	03/05→10/10					
1.6 (L08)	77	03/05→10/10					
1.6 Turbo (L08)	132	02/07→10/10					
1.7 CDTi (L08)	74	03/05→10/10					
1.7 CDTi (L08)	59	03/05→10/10					
1.8 (L08)	92	03/05→10/10					
1.8 (L08)	103	01/06→10/10					
1.9 CDTi (L08)	110	03/05→10/10					
1.9 CDTi (L08)	74	01/06→10/10					
1.9 CDTi (L08)	88	09/05→10/10					
1.9 CDTi 16V (L08)	88	03/05→10/10					
2.0 Turbo (L08)	125	03/05→10/10					
2.0 Turbo (L08)	147	03/05→10/10					
2.0 Turbo (L08)	177	08/05→10/10					
1.6 (L08)	85	12/06→10/10	←	01/07→		11.0101-5407.2 260011	ATE
1.7 CDTi (L08)	81	02/07→10/10	←	04/07→		11.0101-5407.2 260011	ATE
1.7 CDTi (L08)	92	02/07→10/10					
<b>Führungsbolzen, Bremssattel</b>							
1.3 CDTi (L08)	66	04/05→10/10		08/05→	2	11.8171-0008.1 990049	ATE
1.4 (L08)	55	03/05→10/10			2	11.8171-0008.1 990049	ATE
1.4 (L08)	66	03/05→10/10					
1.6 (L08)	77	03/05→10/10					
1.6 Turbo (L08)	132	02/07→10/10					
1.7 CDTi (L08)	74	03/05→10/10					
1.7 CDTi (L08)	59	03/05→10/10					
1.8 (L08)	92	03/05→10/10					
1.8 (L08)	103	01/06→10/10					
1.9 CDTi (L08)	110	03/05→10/10					
1.9 CDTi (L08)	74	01/06→10/10					
1.9 CDTi (L08)	88	09/05→10/10					
1.9 CDTi 16V (L08)	88	03/05→10/10					
2.0 Turbo (L08)	125	03/05→10/10					
2.0 Turbo (L08)	147	03/05→10/10					
2.0 Turbo (L08)	177	08/05→10/10					
1.6 (L08)	85	12/06→10/10		01/07→	2	11.8171-0008.1 990049	ATE
1.7 CDTi (L08)	81	02/07→10/10		04/07→	2	11.8171-0008.1 990049	ATE
1.7 CDTi (L08)	92	02/07→10/10					
<b>Dichtungssatz, Bremssattel</b>							
1.3 CDTi (L08)	66	04/05→10/10	←	08/05→		11.0441-5704.2 250034	ATE
1.4 (L08)	55	03/05→10/10	←			11.0441-5704.2 250034	ATE
1.4 (L08)	66	03/05→10/10					
1.6 (L08)	77	03/05→10/10					
1.6 Turbo (L08)	132	02/07→10/10					
1.7 CDTi (L08)	74	03/05→10/10					
1.7 CDTi (L08)	59	03/05→10/10					
1.8 (L08)	92	03/05→10/10					
1.8 (L08)	103	01/06→10/10					
1.9 CDTi (L08)	110	03/05→10/10					
1.9 CDTi (L08)	74	01/06→10/10					
1.9 CDTi (L08)	88	09/05→10/10					
1.9 CDTi 16V (L08)	88	03/05→10/10					
2.0 Turbo (L08)	125	03/05→10/10					
2.0 Turbo (L08)	147	03/05→10/10					
1.6 (L08)	85	12/06→10/10	←	01/07→		11.0441-5704.2 250034	ATE
1.7 CDTi (L08)	81	02/07→10/10	←	04/07→		11.0441-5704.2 250034	ATE
1.7 CDTi (L08)	92	02/07→10/10					
<b>Bremsschlauch</b>							
1.3 CDTi (L08)	66	04/05→10/10	←	08/05→	2	24.5241-0429.3 331381	L= 429
↓							











	kw			 	! #		
<b>OPEL - ASTRA H GTC (A04) 03/05→10/10</b>							
 <b>Bremsschlauch</b>							
1.3 CDTi (L08)	66	04/05→10/10	➔	<input type="checkbox"/> ; 08/05→; für Fahrzeuge mit Trommelbremse an der Hinterachse		24.5152-0218.3 331042	L= 230 mit Rohrleitung
			➔	<input type="checkbox"/> ; 08/05→; für Fahrzeuge mit Trommelbremse an der Hinterachse		24.5152-0219.3 331043	L= 230 mit Rohrleitung
			➔	<input type="checkbox"/> ; 08/05→; für Fahrzeuge mit Scheibenbremse an der Hinterachse		24.5157-0218.3 331095	L= 219 L2= 185 mit Rohrleitung
			➔	<input type="checkbox"/> ; 08/05→; für Fahrzeuge mit Scheibenbremse an der Hinterachse		24.5157-0219.3 331096	L= 219 L2= 185 mit Rohrleitung
1.4 (L08)	55	03/05→10/10	←		2	24.5241-0429.3 331381	L= 429
1.4 (L08)	66	03/05→10/10	➔	<input type="checkbox"/> ; für Fahrzeuge mit Trommelbremse an der Hinterachse		24.5152-0218.3 331042	L= 230 mit Rohrleitung
1.6 (L08)	77	03/05→10/10	➔	<input type="checkbox"/> ; für Fahrzeuge mit Trommelbremse an der Hinterachse		24.5152-0219.3 331043	L= 230 mit Rohrleitung
1.7 CDTi (L08)	74	03/05→10/10	➔	<input type="checkbox"/> ; für Fahrzeuge mit Trommelbremse an der Hinterachse		24.5157-0218.3 331095	L= 219 L2= 185 mit Rohrleitung
1.7 CDTi (L08)	59	03/05→10/10	➔	<input type="checkbox"/> ; für Fahrzeuge mit Trommelbremse an der Hinterachse		24.5157-0219.3 331096	L= 219 L2= 185 mit Rohrleitung
1.8 (L08)	92	03/05→10/10	➔	<input type="checkbox"/> ; für Fahrzeuge mit Trommelbremse an der Hinterachse		24.5157-0218.3 331095	L= 219 L2= 185 mit Rohrleitung
1.8 (L08)	103	01/06→10/10	➔	<input type="checkbox"/> ; für Fahrzeuge mit Trommelbremse an der Hinterachse		24.5157-0219.3 331096	L= 219 L2= 185 mit Rohrleitung
1.9 CDTi (L08)	110	03/05→10/10	➔	<input type="checkbox"/> ; für Fahrzeuge mit Trommelbremse an der Hinterachse		24.5157-0218.3 331095	L= 219 L2= 185 mit Rohrleitung
1.9 CDTi (L08)	74	01/06→10/10	➔	<input type="checkbox"/> ; für Fahrzeuge mit Trommelbremse an der Hinterachse		24.5157-0219.3 331096	L= 219 L2= 185 mit Rohrleitung
1.9 CDTi (L08)	88	09/05→10/10	➔	<input type="checkbox"/> ; für Fahrzeuge mit Scheibenbremse an der Hinterachse		24.5157-0218.3 331095	L= 219 L2= 185 mit Rohrleitung
1.9 CDTi 16V (L08)	88	03/05→10/10	➔	<input type="checkbox"/> ; für Fahrzeuge mit Scheibenbremse an der Hinterachse		24.5157-0219.3 331096	L= 219 L2= 185 mit Rohrleitung
2.0 Turbo (L08)	125	03/05→10/10	➔	<input type="checkbox"/> ; für Fahrzeuge mit Scheibenbremse an der Hinterachse		24.5157-0218.3 331095	L= 219 L2= 185 mit Rohrleitung
2.0 Turbo (L08)	147	03/05→10/10	➔	<input type="checkbox"/> ; für Fahrzeuge mit Scheibenbremse an der Hinterachse		24.5157-0219.3 331096	L= 219 L2= 185 mit Rohrleitung
1.6 (L08)	85	12/06→10/10	←	01/07→	2	24.5241-0429.3 331381	L= 429
			➔	<input type="checkbox"/> ; 01/07→; für Fahrzeuge mit Trommelbremse an der Hinterachse		24.5152-0218.3 331042	L= 230 mit Rohrleitung
			➔	<input type="checkbox"/> ; 01/07→; für Fahrzeuge mit Trommelbremse an der Hinterachse		24.5152-0219.3 331043	L= 230 mit Rohrleitung
			➔	<input type="checkbox"/> ; 01/07→; für Fahrzeuge mit Scheibenbremse an der Hinterachse		24.5157-0218.3 331095	L= 219 L2= 185 mit Rohrleitung
			➔	<input type="checkbox"/> ; 01/07→; für Fahrzeuge mit Scheibenbremse an der Hinterachse		24.5157-0219.3 331096	L= 219 L2= 185 mit Rohrleitung
1.6 Turbo (L08)	132	02/07→10/10	←		2	24.5241-0429.3 331381	L= 429
			➔	<input type="checkbox"/> ; für Fahrzeuge mit Scheibenbremse an der Hinterachse		24.5157-0218.3 331095	L= 219 L2= 185 mit Rohrleitung
			➔	<input type="checkbox"/> ; für Fahrzeuge mit Scheibenbremse an der Hinterachse		24.5157-0219.3 331096	L= 219 L2= 185 mit Rohrleitung
1.7 CDTi (L08)	81	02/07→10/10	←	04/07→	2	24.5241-0429.3 331381	L= 429
1.7 CDTi (L08)	92	02/07→10/10	➔	<input type="checkbox"/> ; 04/07→; für Fahrzeuge mit Scheibenbremse an der Hinterachse		24.5157-0218.3 331095	L= 219 L2= 185 mit Rohrleitung
			➔	<input type="checkbox"/> ; 04/07→; für Fahrzeuge mit Scheibenbremse an der Hinterachse		24.5157-0219.3 331096	L= 219 L2= 185 mit Rohrleitung
2.0 Turbo (L08)	177	08/05→10/10	➔	<input type="checkbox"/> ; für Fahrzeuge mit Trommelbremse an der Hinterachse		24.5152-0218.3 331042	L= 230 mit Rohrleitung
			➔	<input type="checkbox"/> ; für Fahrzeuge mit Trommelbremse an der Hinterachse		24.5152-0219.3 331043	L= 230 mit Rohrleitung
			➔	<input type="checkbox"/> ; für Fahrzeuge mit Scheibenbremse an der Hinterachse		24.5157-0218.3 331095	L= 219 L2= 185 mit Rohrleitung
			➔	<input type="checkbox"/> ; für Fahrzeuge mit Scheibenbremse an der Hinterachse		24.5157-0219.3 331096	L= 219 L2= 185 mit Rohrleitung
<b>OPEL - ASTRA H Kasten/Kombi (L70) 02/04→12/13</b>							
 <b>Bremssattel</b>							
1.3 CDTi (L70)	66	08/05→10/10	←	<input type="checkbox"/>		24.3571-9823.5 240499	ATE - Halter
1.4 EcoTec (L70)	66	12/04→12/12	←	<input type="checkbox"/>		24.3571-9824.5 240500	ATE - Halter
1.6 EcoTec (L70)	76	02/04→11/04	←	<input type="checkbox"/>		24.3571-9824.5 240500	ATE - Halter
1.6 EcoTec (L70)	85	10/06→12/10	➔	<input type="checkbox"/> ; Felge Lochzahl: 4		24.3367-1707.5 240898	TRW - Halter
1.7 CDTi (L70)	59	12/04→07/07	➔	<input type="checkbox"/> ; Felge Lochzahl: 4		24.3367-1707.5 240898	TRW - Halter
1.9 CDTi (L70)	74	08/05→12/12	➔	<input type="checkbox"/> ; Felge Lochzahl: 4		24.3367-1708.5 240899	TRW - Halter
1.9 CDTi (L70)	88	09/05→10/10	➔				
↓							

	kW			 	! #		
<b>OPEL - ASTRA H Kasten/Kombi (L70) 02/04→12/13</b>							
<b>Bremssattel</b>							
1.9 CDTI (L70)	110	09/04→10/10	➔	☐; Felge Lochzahl: 5		24.3387-1701.5 240826	TRW - Halter
1.9 CDTI 16V (L70)	88	08/04→10/10	➔	☐; Felge Lochzahl: 5		24.3387-1702.5 240827	TRW - Halter
1.7 CDTI (L70)	74	03/04→10/10	➔	☐; 08/04→		24.3571-9823.5 240499	ATE - Halter
			➔	☐; 08/04→		24.3571-9824.5 240500	ATE - Halter
			➔	☐; 08/04→; Felge Lochzahl: 4		24.3367-1707.5 240898	TRW - Halter
			➔	☐; 08/04→; Felge Lochzahl: 4		24.3367-1708.5 240899	TRW - Halter
			➔	☐; 08/04→; Felge Lochzahl: 5		24.3387-1701.5 240826	TRW - Halter
			➔	☐; 08/04→; Felge Lochzahl: 5		24.3387-1702.5 240827	TRW - Halter
1.7 CDTI (L70)	81	02/07→10/10	➔	☐; 04/07→		24.3571-9823.5 240499	ATE - Halter
1.7 CDTI (L70)	92	02/07→10/10	➔	☐; 04/07→		24.3571-9824.5 240500	ATE - Halter
			➔	☐; 04/07→; Felge Lochzahl: 4		24.3367-1707.5 240898	TRW - Halter
			➔	☐; 04/07→; Felge Lochzahl: 4		24.3367-1708.5 240899	TRW - Halter
			➔	☐; 04/07→; Felge Lochzahl: 5		24.3387-1701.5 240826	TRW - Halter
			➔	☐; 04/07→; Felge Lochzahl: 5		24.3387-1702.5 240827	TRW - Halter
<b>Feder, Bremssattel</b>							
1.3 CDTI (L70)	66	08/05→10/10	➔		2	11.8116-0292.1 390521	ATE
1.4 EcoTec (L70)	66	12/04→12/12					
1.6 EcoTec (L70)	76	02/04→11/04					
1.6 EcoTec (L70)	85	10/06→12/10					
1.7 CDTI (L70)	59	12/04→07/07					
1.9 CDTI (L70)	74	08/05→12/12					
1.9 CDTI (L70)	88	09/05→10/10					
1.9 CDTI (L70)	110	09/04→10/10					
1.9 CDTI 16V (L70)	88	08/04→10/10					
1.7 CDTI (L70)	74	03/04→10/10	➔	08/04→	2	11.8116-0292.1 390521	ATE
1.7 CDTI (L70)	81	02/07→10/10	➔	04/07→	2	11.8116-0292.1 390521	ATE
1.7 CDTI (L70)	92	02/07→10/10					
<b>Führungshülzensatz, Bremssattel</b>							
1.3 CDTI (L70)	66	08/05→10/10	➔			11.0101-5407.2 260011	ATE
1.4 EcoTec (L70)	66	12/04→12/12					
1.6 EcoTec (L70)	76	02/04→11/04					
1.6 EcoTec (L70)	85	10/06→12/10					
1.7 CDTI (L70)	59	12/04→07/07					
1.9 CDTI (L70)	74	08/05→12/12					
1.9 CDTI (L70)	88	09/05→10/10					
1.9 CDTI (L70)	110	09/04→10/10					
1.9 CDTI 16V (L70)	88	08/04→10/10					
1.7 CDTI (L70)	74	03/04→10/10	➔	08/04→	2	11.0101-5407.2 260011	ATE
1.7 CDTI (L70)	81	02/07→10/10	➔	04/07→	2	11.0101-5407.2 260011	ATE
1.7 CDTI (L70)	92	02/07→10/10					
<b>Führungsbolzen, Bremssattel</b>							
1.3 CDTI (L70)	66	08/05→10/10	➔		2	11.8171-0008.1 990049	ATE
1.6 EcoTec (L70)	76	02/04→11/04					
1.6 EcoTec (L70)	85	10/06→12/10					
1.9 CDTI (L70)	88	09/05→10/10					
1.9 CDTI (L70)	110	09/04→10/10					
1.9 CDTI 16V (L70)	88	08/04→10/10					
1.4 EcoTec (L70)	66	12/04→12/12			2	11.8171-0008.1 990049	ATE
1.7 CDTI (L70)	59	12/04→07/07					
1.9 CDTI (L70)	74	08/05→12/12					
1.7 CDTI (L70)	74	03/04→10/10	➔	08/04→	2	11.8171-0008.1 990049	ATE
1.7 CDTI (L70)	81	02/07→10/10	➔	04/07→	2	11.8171-0008.1 990049	ATE
1.7 CDTI (L70)	92	02/07→10/10					
<b>Dichtungssatz, Bremssattel</b>							
1.3 CDTI (L70)	66	08/05→10/10	➔			11.0441-5704.2 250034	ATE
1.4 EcoTec (L70)	66	12/04→12/12					
1.6 EcoTec (L70)	76	02/04→11/04					
1.6 EcoTec (L70)	85	10/06→12/10					
1.7 CDTI (L70)	59	12/04→07/07					
1.9 CDTI (L70)	74	08/05→12/12					
1.9 CDTI (L70)	88	09/05→10/10					
1.9 CDTI (L70)	110	09/04→10/10					
1.9 CDTI 16V (L70)	88	08/04→10/10					
1.7 CDTI (L70)	74	03/04→10/10	➔	08/04→	2	11.0441-5704.2 250034	ATE
1.7 CDTI (L70)	81	02/07→10/10	➔	04/07→	2	11.0441-5704.2 250034	ATE
1.7 CDTI (L70)	92	02/07→10/10					
			↓				








	kw			 	! #		
<b>OPEL - ASTRA H Kasten/Kombi (L70) 02/04→12/13</b>							
<b>Bremsschlauch</b>							
1.3 CDTi (L70)	66	08/05→10/10	←		2	24.5241-0429.3 331381	L= 429
1.6 EcoTec (L70)	76	02/04→11/04	→	☐		24.5157-0218.3 331095	L= 219 L2= 185 mit Rohrleitung
1.6 EcoTec (L70)	85	10/06→12/10	→	☐		24.5157-0219.3 331096	L= 219 L2= 185 mit Rohrleitung
1.9 CDTi (L70)	88	09/05→10/10	→	☐		24.5157-0219.3 331096	L= 219 L2= 185 mit Rohrleitung
1.9 CDTi (L70)	110	09/04→10/10	→	☐		24.5157-0219.3 331096	L= 219 L2= 185 mit Rohrleitung
1.9 CDTi 16V (L70)	88	08/04→10/10	→	☐		24.5157-0219.3 331096	L= 219 L2= 185 mit Rohrleitung
1.4 EcoTec (L70)	66	12/04→12/12	←		2	24.5241-0429.3 331381	L= 429
1.7 CDTi (L70)	59	12/04→07/07	→	☐;		24.5152-0218.3 331042	L= 230 mit Rohrleitung
1.9 CDTi (L70)	74	08/05→12/12	→	☐;		24.5152-0219.3 331043	L= 230 mit Rohrleitung
			→	☐;		24.5157-0218.3 331095	L= 219 L2= 185 mit Rohrleitung
			→	☐;		24.5157-0219.3 331096	L= 219 L2= 185 mit Rohrleitung
			→	☐;		24.5157-0219.3 331096	L= 219 L2= 185 mit Rohrleitung
1.7 CDTi (L70)	74	03/04→10/10	←	08/04→	2	24.5241-0429.3 331381	L= 429
			→	☐; 08/04→		24.5157-0218.3 331095	L= 219 L2= 185 mit Rohrleitung
			→	☐; 08/04→		24.5157-0219.3 331096	L= 219 L2= 185 mit Rohrleitung
1.7 CDTi (L70)	81	02/07→10/10	←	04/07→	2	24.5241-0429.3 331381	L= 429
1.7 CDTi (L70)	92	02/07→10/10	→	☐; 04/07→		24.5157-0218.3 331095	L= 219 L2= 185 mit Rohrleitung
			→	☐; 04/07→		24.5157-0219.3 331096	L= 219 L2= 185 mit Rohrleitung
<b>OPEL - ASTRA H Stufenheck (A04) 02/07→05/14</b>							
<b>Bremssattel</b>							
1.3 CDTi (L69)	66	02/07→10/10	←	☐		24.3571-9823.5 240499	ATE - Halter
1.4 (L69)	66	02/07→06/10	←	☐		24.3571-9824.5 240500	ATE - Halter
1.6 (L69)	77	02/07→06/10	→	☐; Felge Lochzahl: 4		24.3367-1707.5 240898	TRW - Halter
1.7 CDTi (L69)	74	02/07→10/10	→	☐; Felge Lochzahl: 4		24.3367-1708.5 240899	TRW - Halter
1.8 (L69)	103	02/07→09/12	→	☐; Felge Lochzahl: 5		24.3387-1701.5 240826	TRW - Halter
			→	☐; Felge Lochzahl: 5		24.3387-1702.5 240827	TRW - Halter
1.6 (L69)	85	02/07→05/14	←	☐; → 11/10		24.3571-9823.5 240499	ATE - Halter
			←	☐; → 11/10		24.3571-9824.5 240500	ATE - Halter
			→	☐; → 11/10; Felge Lochzahl: 4		24.3367-1707.5 240898	TRW - Halter
			→	☐; → 11/10; Felge Lochzahl: 4		24.3367-1708.5 240899	TRW - Halter
			→	☐; → 11/10; Felge Lochzahl: 5		24.3387-1701.5 240826	TRW - Halter
			→	☐; → 11/10; Felge Lochzahl: 5		24.3387-1702.5 240827	TRW - Halter
1.7 CDTi (L69)	81	02/07→05/14	←	☐; 04/07→ 11/10		24.3571-9823.5 240499	ATE - Halter
			←	☐; 04/07→ 11/10		24.3571-9824.5 240500	ATE - Halter
			→	☐; 04/07→ 11/10; Felge Lochzahl: 4		24.3367-1707.5 240898	TRW - Halter
			→	☐; 04/07→ 11/10; Felge Lochzahl: 4		24.3367-1708.5 240899	TRW - Halter
			→	☐; 04/07→ 11/10; Felge Lochzahl: 5		24.3387-1701.5 240826	TRW - Halter
			→	☐; 04/07→ 11/10; Felge Lochzahl: 5		24.3387-1702.5 240827	TRW - Halter
<b>Feder, Bremssattel</b>							
1.3 CDTi (L69)	66	02/07→10/10	←		2	11.8116-0292.1 390521	ATE
1.4 (L69)	66	02/07→06/10	←			11.8116-0292.1 390521	ATE
1.6 (L69)	77	02/07→06/10	→	→ 11/10	2	11.8116-0292.1 390521	ATE
1.7 CDTi (L69)	74	02/07→10/10	←	04/07→ 11/10	2	11.8116-0292.1 390521	ATE
1.8 (L69)	103	02/07→09/12	←			11.8116-0292.1 390521	ATE
1.6 (L69)	85	02/07→05/14	←	→ 11/10	2	11.8116-0292.1 390521	ATE
1.7 CDTi (L69)	81	02/07→05/14	←	04/07→ 11/10	2	11.8116-0292.1 390521	ATE
<b>Führungshülzensatz, Bremssattel</b>							
1.3 CDTi (L69)	66	02/07→10/10	←			11.0101-5407.2 260011	ATE
1.4 (L69)	66	02/07→06/10	←			11.0101-5407.2 260011	ATE
1.6 (L69)	77	02/07→06/10	→			11.0101-5407.2 260011	ATE
1.7 CDTi (L69)	74	02/07→10/10	→			11.0101-5407.2 260011	ATE
1.8 (L69)	103	02/07→09/12	→			11.0101-5407.2 260011	ATE
1.6 (L69)	85	02/07→05/14	←	→ 11/10		11.0101-5407.2 260011	ATE
↓							








	kw					! #		
<b>OPEL - ASTRA H Stufenheck (A04) 02/07→05/14</b>								
<b>Führungshülzensatz, Bremsattel</b>								
1.7 CDTi (L69)	81	02/07→05/14	←	04/07→ 11/10			11.0101-5407.2 260011	ATE
<b>Führungsbolzen, Bremsattel</b>								
1.3 CDTi (L69)	66	02/07→10/10				2	11.8171-0008.1 990049	ATE
1.4 (L69)	66	02/07→06/10						
1.6 (L69)	77	02/07→06/10						
1.7 CDTi (L69)	74	02/07→10/10						
1.8 (L69)	103	02/07→09/12						
1.6 (L69)	85	02/07→05/14		→ 11/10		2	11.8171-0008.1 990049	ATE
1.7 CDTi (L69)	81	02/07→05/14		04/07→ 11/10		2	11.8171-0008.1 990049	ATE
<b>Dichtungssatz, Bremsattel</b>								
1.3 CDTi (L69)	66	02/07→10/10	←				11.0441-5704.2 250034	ATE
1.4 (L69)	66	02/07→06/10						
1.6 (L69)	77	02/07→06/10						
1.7 CDTi (L69)	74	02/07→10/10						
1.8 (L69)	103	02/07→09/12						
1.6 (L69)	85	02/07→05/14	←	→ 11/10			11.0441-5704.2 250034	ATE
1.7 CDTi (L69)	81	02/07→05/14	←	04/07→ 11/10			11.0441-5704.2 250034	ATE
<b>Bremsschlauch</b>								
1.3 CDTi (L69)	66	02/07→10/10	←			2	24.5241-0429.3 331381	L= 429
1.4 (L69)	66	02/07→06/10						
1.6 (L69)	77	02/07→06/10	→				24.5152-0218.3 331042	L= 230 mit Rohrleitung
1.7 CDTi (L69)	74	02/07→10/10						
1.8 (L69)	103	02/07→09/12						
			→				24.5152-0219.3 331043	L= 230 mit Rohrleitung
			→				24.5157-0218.3 331095	L= 219 L2= 185 mit Rohrleitung
			→				24.5157-0219.3 331096	L= 219 L2= 185 mit Rohrleitung
1.6 (L69)	85	02/07→05/14	←	→ 11/10		2	24.5241-0429.3 331381	L= 429
			→				24.5152-0218.3 331042	L= 230 mit Rohrleitung
			→				24.5152-0219.3 331043	L= 230 mit Rohrleitung
			→				24.5157-0218.3 331095	L= 219 L2= 185 mit Rohrleitung
			→				24.5157-0219.3 331096	L= 219 L2= 185 mit Rohrleitung
1.7 CDTi (L69)	81	02/07→05/14	←	04/07→ 11/10		2	24.5241-0429.3 331381	L= 429
			→				24.5157-0218.3 331095	L= 219 L2= 185 mit Rohrleitung
			→				24.5157-0219.3 331096	L= 219 L2= 185 mit Rohrleitung
<b>OPEL - ASTRA H TwinTop (A04) 09/05→10/10</b>								
<b>Bremssattel</b>								
1.4 (L67)	66	10/05→10/10	←				24.3571-9823.5 240499	ATE - Halter
1.6 (L67)	77	09/05→10/10	←				24.3571-9824.5 240500	ATE - Halter
1.8 (L67)	92	09/05→10/10	←				24.3571-9824.5 240500	ATE - Halter
1.8 (L67)	103	09/05→10/10	→				24.3367-1707.5 240898	TRW - Halter
1.9 CDTi (L67)	110	09/05→10/10	→				24.3367-1708.5 240899	TRW - Halter
2.0 Turbo (L67)	125	09/05→10/10	→				24.3387-1701.5 240826	TRW - Halter
2.0 Turbo (L67)	147	09/05→10/10	→				24.3387-1702.5 240827	TRW - Halter
1.6 (L67)	85	12/06→10/10	←				24.3571-9823.5 240499	ATE - Halter
1.6 Turbo (L67)	132	02/07→10/10	←				24.3571-9824.5 240500	ATE - Halter
			→				24.3367-1707.5 240898	TRW - Halter
			→				24.3367-1708.5 240899	TRW - Halter
			→				24.3387-1701.5 240826	TRW - Halter



	kw					! #		
<b>OPEL - ASTRA H TwinTop (A04) 09/05→10/10</b>								
 <b>Bremssattel</b>								
1.6 (L67) 1.6 Turbo (L67)	85 132	12/06→10/10 02/07→10/10	➔	☐; Felge Lochzahl: 5			24.3387-1702.5 240827	TRW - Halter
<b>Feder, Bremssattel</b>								
1.4 (L67) 1.6 (L67) 1.8 (L67) 1.8 (L67) 1.9 CDTi (L67) 2.0 Turbo (L67) 2.0 Turbo (L67)	66 77 92 103 110 125 147	10/05→10/10 09/05→10/10 09/05→10/10 09/05→10/10 09/05→10/10 09/05→10/10 09/05→10/10	←	03/06→	2	11.8116-0292.1 390521		ATE
1.6 (L67) 1.6 Turbo (L67)	85 132	12/06→10/10 02/07→10/10	←		2	11.8116-0292.1 390521		ATE
<b>Führungshülzensatz, Bremssattel</b>								
1.4 (L67) 1.6 (L67) 1.8 (L67) 1.8 (L67) 1.9 CDTi (L67) 2.0 Turbo (L67) 2.0 Turbo (L67)	66 77 92 103 110 125 147	10/05→10/10 09/05→10/10 09/05→10/10 09/05→10/10 09/05→10/10 09/05→10/10 09/05→10/10	←	03/06→		11.0101-5407.2 260011		ATE
1.6 (L67) 1.6 Turbo (L67)	85 132	12/06→10/10 02/07→10/10	←			11.0101-5407.2 260011		ATE
<b>Führungsbolzen, Bremssattel</b>								
1.4 (L67) 1.6 (L67) 1.8 (L67) 1.8 (L67) 1.9 CDTi (L67) 2.0 Turbo (L67) 2.0 Turbo (L67)	66 77 92 103 110 125 147	10/05→10/10 09/05→10/10 09/05→10/10 09/05→10/10 09/05→10/10 09/05→10/10 09/05→10/10		03/06→	2	11.8171-0008.1 990049		ATE
1.6 (L67) 1.6 Turbo (L67)	85 132	12/06→10/10 02/07→10/10			2	11.8171-0008.1 990049		ATE
<b>Dichtungssatz, Bremssattel</b>								
1.4 (L67) 1.6 (L67) 1.8 (L67) 1.8 (L67) 1.9 CDTi (L67) 2.0 Turbo (L67) 2.0 Turbo (L67)	66 77 92 103 110 125 147	10/05→10/10 09/05→10/10 09/05→10/10 09/05→10/10 09/05→10/10 09/05→10/10 09/05→10/10	←	03/06→		11.0441-5704.2 250034		ATE
1.6 (L67) 1.6 Turbo (L67)	85 132	12/06→10/10 02/07→10/10	←			11.0441-5704.2 250034		ATE
 <b>Bremsschlauch</b>								
1.4 (L67) 1.6 (L67) 1.8 (L67) 1.8 (L67) 1.9 CDTi (L67) 2.0 Turbo (L67) 2.0 Turbo (L67)	66 77 92 103 110 125 147	10/05→10/10 09/05→10/10 09/05→10/10 09/05→10/10 09/05→10/10 09/05→10/10 09/05→10/10	←	03/06→	2	24.5241-0429.3 331381		L= 429
			➔	☐; 03/06→; für Fahrzeuge mit Scheibenbremse an der Hinterachse		24.5157-0218.3 331095		L= 219 L2= 185 mit Rohrleitung
			➔	☐; 03/06→; für Fahrzeuge mit Scheibenbremse an der Hinterachse		24.5157-0219.3 331096		L= 219 L2= 185 mit Rohrleitung
1.6 (L67) 1.6 Turbo (L67)	85 132	12/06→10/10 02/07→10/10	←		2	24.5241-0429.3 331381		L= 429
			➔	☐; für Fahrzeuge mit Scheibenbremse an der Hinterachse		24.5157-0218.3 331095		L= 219 L2= 185 mit Rohrleitung
			➔	☐; für Fahrzeuge mit Scheibenbremse an der Hinterachse		24.5157-0219.3 331096		L= 219 L2= 185 mit Rohrleitung
<b>OPEL - ASTRA J (P10) 09/09→10/15</b>								
 <b>Bremssattel</b>								
1.3 CDTi (68) 1.4 (68) 1.4 (68) 1.4 LPG (68) 1.4 Turbo (68) 1.6 (68) 1.6 CDTi (68) 1.6 CDTi (68) 1.6 SIDI (68) 1.6 Turbo (68) 1.6 Turbo 4x4 (68) 1.7 CDTi (68)	70 64 74 103 103 85 81 100 125 132 132 81	12/09→10/15 12/09→10/15 12/09→10/15 01/12→10/15 12/09→10/15 12/09→10/15 02/14→10/15 11/13→10/15 12/12→10/15 12/09→10/15 12/09→10/15 09/09→10/15	←	☐; für Bremsscheibendurchmesser [mm]: 276		11.9601-2603.2 220915		ATE - Halter
			←	☐; für Bremsscheibendurchmesser [mm]: 276		11.9601-2604.2 220916		ATE - Halter
			←	☐; für Bremsscheibendurchmesser [mm]: 300		24.3601-2601.5 241044		ATE - Halter



	kW			 	! #		
<b>OPEL - ASTRA J (P10) 09/09→10/15</b>							
<b>Bremssattel</b>							
1.7 CDTi (68)	92	12/09→10/15	←	☐; für Bremsscheibendurchmesser [mm]: 300	24.3601-2602.5	241045	ATE - Halter
1.7 CDTi (68)	96	07/11→10/15					
2.0 BiTurbo CDTi (68)	143	09/12→10/15					
2.0 CDTi (68)	118	09/09→10/15	→	☐; - eFSB	24.3382-7001.5	241060	ATE - Halter
2.0 CDTi (68)	121	06/11→10/15	→	☐; - eFSB	24.3382-7002.5	241061	ATE - Halter
			→	☐; + eFSB	24.3382-7003.5	241076	ATE - Halter
			→	☐; + eFSB	24.3382-7004.5	241077	ATE - Halter
1.4 Turbo (68)	88	10/10→10/15	←	☐; 11/10→; für Bremsscheibendurchmesser [mm]: 276	11.9601-2603.2	220915	ATE - Halter
			←	☐; 11/10→; für Bremsscheibendurchmesser [mm]: 276	11.9601-2604.2	220916	ATE - Halter
			←	☐; 11/10→; für Bremsscheibendurchmesser [mm]: 300	24.3601-2601.5	241044	ATE - Halter
			←	☐; 11/10→; für Bremsscheibendurchmesser [mm]: 300	24.3601-2602.5	241045	ATE - Halter
			→	☐; 11/10→; - eFSB	24.3382-7001.5	241060	ATE - Halter
			→	☐; 11/10→; - eFSB	24.3382-7002.5	241061	ATE - Halter
			→	☐; 11/10→; + eFSB	24.3382-7003.5	241076	ATE - Halter
			→	☐; 11/10→; + eFSB	24.3382-7004.5	241077	ATE - Halter
<b>Halter, Bremssattel</b>							
1.3 CDTi (68)	70	12/09→10/15	→	für Bremsscheibendurchmesser [mm]: 268	11.8170-1105.1	260112	ATE
1.4 (68)	64	12/09→10/15					
1.4 (68)	74	12/09→10/15	→	für Bremsscheibendurchmesser [mm]: 292	11.8170-1106.1	260113	ATE
1.4 LPG (68)	103	01/12→10/15					
1.4 Turbo (68)	103	12/09→10/15					
1.6 (68)	85	12/09→10/15					
1.6 CDTi (68)	81	02/14→10/15					
1.6 SIDI (68)	125	12/12→10/15					
1.6 Turbo (68)	132	12/09→10/15					
1.6 Turbo 4x4 (68)	132	12/09→10/15					
1.7 CDTi (68)	92	12/09→10/15					
1.7 CDTi (68)	96	07/11→10/15					
2.0 CDTi (68)	121	06/11→10/15					
1.4 Turbo (68)	88	10/10→10/15	→	11/10→; für Bremsscheibendurchmesser [mm]: 268	11.8170-1105.1	260112	ATE
			→	11/10→; für Bremsscheibendurchmesser [mm]: 292	11.8170-1106.1	260113	ATE
1.6 CDTi (68)	100	11/13→10/15	→	01/14→; für Bremsscheibendurchmesser [mm]: 268	11.8170-1105.1	260112	ATE
			→	01/14→; für Bremsscheibendurchmesser [mm]: 292	11.8170-1106.1	260113	ATE
1.7 CDTi (68)	81	09/09→10/15	→	12/09→; für Bremsscheibendurchmesser [mm]: 268	11.8170-1105.1	260112	ATE
2.0 CDTi (68)	118	09/09→10/15	→	12/09→; für Bremsscheibendurchmesser [mm]: 292	11.8170-1106.1	260113	ATE
2.0 BiTurbo CDTi (68)	143	09/12→10/15	→	12/12→; für Bremsscheibendurchmesser [mm]: 268	11.8170-1105.1	260112	ATE
			→	12/12→; für Bremsscheibendurchmesser [mm]: 292	11.8170-1106.1	260113	ATE
<b>Zubehörsatz, Bremssattel</b>							
1.3 CDTi (68)	70	12/09→10/15	←	für Bremsscheibendurchmesser [mm]: 276; 08.2012→	11.0103-0002.2	250157	ATE
1.4 (68)	64	12/09→10/15					
1.4 (68)	74	12/09→10/15	←	für Bremsscheibendurchmesser [mm]: 300; 08.2012→	11.0103-0002.2	250157	ATE
1.4 LPG (68)	103	01/12→10/15					
1.4 Turbo (68)	103	12/09→10/15					
1.6 (68)	85	12/09→10/15					
1.6 CDTi (68)	81	02/14→10/15					
1.6 CDTi (68)	100	11/13→10/15					
1.6 SIDI (68)	125	12/12→10/15					
1.6 Turbo (68)	132	12/09→10/15					
1.6 Turbo 4x4 (68)	132	12/09→10/15					
↓							

	kw			 	! #			
<b>OPEL - ASTRA J (P10) 09/09→10/15</b>								
<b>Zubehörsatz, Bremssattel</b>								
1.7 CDTi (68)	81	09/09→10/15	←	für Bremsscheibendurchmesser [mm]:		11.0103-0002.2	250157	ATE
1.7 CDTi (68)	92	12/09→10/15		276; 08.2012→				
1.7 CDTi (68)	96	07/11→10/15		für Bremsscheibendurchmesser [mm]:		11.0103-0002.2	250157	ATE
2.0 BiTurbo CDTi (68)	143	09/12→10/15	←	300; 08.2012→				
2.0 CDTi (68)	118	09/09→10/15						
2.0 CDTi (68)	121	06/11→10/15						
1.4 Turbo (68)	88	10/10→10/15	←	11/10→;		11.0103-0002.2	250157	ATE
				für Bremsscheibendurchmesser [mm]:				
				276; 08.2012→				
			←	11/10→;		11.0103-0002.2	250157	ATE
				für Bremsscheibendurchmesser [mm]:				
				300; 08.2012→				
<b>Bremsschlauch</b>								
1.3 CDTi (68)	70	12/09→10/15	←	→ A8068771	2	24.5176-0400.3	331492	L= 400
1.4 (68)	64	12/09→10/15						
1.4 (68)	74	12/09→10/15						
1.4 LPG (68)	103	01/12→10/15						
1.4 Turbo (68)	103	12/09→10/15						
1.6 (68)	85	12/09→10/15						
1.6 SIDI (68)	125	12/12→10/15						
1.6 Turbo (68)	132	12/09→10/15						
1.6 Turbo 4x4 (68)	132	12/09→10/15						
1.7 CDTi (68)	81	09/09→10/15						
1.7 CDTi (68)	92	12/09→10/15						
1.7 CDTi (68)	96	07/11→10/15						
2.0 BiTurbo CDTi (68)	143	09/12→10/15						
2.0 CDTi (68)	118	09/09→10/15						
2.0 CDTi (68)	121	06/11→10/15						
1.4 Turbo (68)	88	10/10→10/15	←	11/10→; → A8068771	2	24.5176-0400.3	331492	L= 400
<b>OPEL - ASTRA J Caravan (P10) 10/10→10/15</b>								
<b>Bremssattel</b>								
1.3 CDTi (35)	70	10/10→10/14	←	☐; 11/10→;		11.9601-2603.2	220915	ATE - Halter
1.4 (35)	64	10/10→10/15		für Bremsscheibendurchmesser [mm]:				
1.4 (35)	74	10/10→10/15		276				
1.4 Turbo (35)	88	10/10→10/15	←	☐; 11/10→;		11.9601-2604.2	220916	ATE - Halter
1.4 Turbo (35)	103	10/10→10/15		für Bremsscheibendurchmesser [mm]:				
1.6 (35)	85	10/10→10/15		276				
1.6 Turbo (35)	132	10/10→10/15	←	☐; 11/10→;		24.3601-2601.5	241044	ATE - Halter
1.7 CDTi (35)	74	10/10→10/15		für Bremsscheibendurchmesser [mm]:				
1.7 CDTi (35)	81	10/10→10/15		300				
1.7 CDTi (35)	92	10/10→10/15						
1.7 CDTi (35)	96	10/10→10/15	←	☐; 11/10→;		24.3601-2602.5	241045	ATE - Halter
2.0 CDTi (35)	118	10/10→10/15		für Bremsscheibendurchmesser [mm]:				
				300				
1.4 LPG (35)	103	12/11→10/15	←	☐;		11.9601-2603.2	220915	ATE - Halter
1.6 CDTi (35)	81	02/14→10/15		für Bremsscheibendurchmesser [mm]:				
1.6 CDTi (35)	100	11/13→10/15		276				
1.6 SIDI (35)	125	12/12→10/15	←	☐;		11.9601-2604.2	220916	ATE - Halter
2.0 BiTurbo CDTi (35)	143	09/12→10/15		für Bremsscheibendurchmesser [mm]:				
2.0 CDTi (35)	96	01/14→10/15		276				
2.0 CDTi (35)	121	08/11→10/15	←	☐;		24.3601-2601.5	241044	ATE - Halter
				für Bremsscheibendurchmesser [mm]:				
				300				
			←	☐;		24.3601-2602.5	241045	ATE - Halter
				für Bremsscheibendurchmesser [mm]:				
				300				
<b>Halter, Bremssattel</b>								
1.3 CDTi (35)	70	10/10→10/14	→	11/10→;		11.8170-1105.1	260112	ATE
1.4 (35)	64	10/10→10/15		für Bremsscheibendurchmesser [mm]:				
1.4 (35)	74	10/10→10/15		268				
1.4 Turbo (35)	88	10/10→10/15	→	11/10→;		11.8170-1106.1	260113	ATE
1.4 Turbo (35)	103	10/10→10/15		für Bremsscheibendurchmesser [mm]:				
1.6 (35)	85	10/10→10/15		292				
1.6 Turbo (35)	132	10/10→10/15						
1.7 CDTi (35)	74	10/10→10/15						
1.7 CDTi (35)	81	10/10→10/15						
1.7 CDTi (35)	92	10/10→10/15						
1.7 CDTi (35)	96	10/10→10/15						
2.0 CDTi (35)	118	10/10→10/15						
1.4 LPG (35)	103	12/11→10/15	→	01/12→;		11.8170-1105.1	260112	ATE
				für Bremsscheibendurchmesser [mm]:				
				268				
			→	01/12→;		11.8170-1106.1	260113	ATE
				für Bremsscheibendurchmesser [mm]:				
				292				
↓								



### OPEL - ASTRA J Caravan (P10) 10/10→10/15

#### Halter, Bremsattel

1.6 CDTi (35)	81	02/14→10/15	➔	für Bremsscheibendurchmesser [mm]: 268	11.8170-1105.1	260112	ATE
1.6 SIDI (35)	125	12/12→10/15					
2.0 CDTi (35)	96	01/14→10/15	➔	für Bremsscheibendurchmesser [mm]: 292	11.8170-1106.1	260113	ATE
2.0 CDTi (35)	121	08/11→10/15					
1.6 CDTi (35)	100	11/13→10/15	➔	01/14→; für Bremsscheibendurchmesser [mm]: 268	11.8170-1105.1	260112	ATE
			➔	01/14→; für Bremsscheibendurchmesser [mm]: 292	11.8170-1106.1	260113	ATE
2.0 BiTurbo CDTi (35)	143	09/12→10/15	➔	12/12→; für Bremsscheibendurchmesser [mm]: 268	11.8170-1105.1	260112	ATE
			➔	12/12→; für Bremsscheibendurchmesser [mm]: 292	11.8170-1106.1	260113	ATE

#### Zubehörsatz, Bremsattel

1.3 CDTi (35)	70	10/10→10/14	←	11/10→; für Bremsscheibendurchmesser [mm]: 276; 08.2012→	11.0103-0002.2	250157	ATE
1.4 (35)	64	10/10→10/15					
1.4 (35)	74	10/10→10/15					
1.4 Turbo (35)	88	10/10→10/15	←	11/10→; für Bremsscheibendurchmesser [mm]: 300; 08.2012→	11.0103-0002.2	250157	ATE
1.4 Turbo (35)	103	10/10→10/15					
1.6 (35)	85	10/10→10/15					
1.6 Turbo (35)	132	10/10→10/15					
1.7 CDTi (35)	74	10/10→10/15					
1.7 CDTi (35)	81	10/10→10/15					
1.7 CDTi (35)	92	10/10→10/15					
1.7 CDTi (35)	96	10/10→10/15					
2.0 CDTi (35)	118	10/10→10/15					
1.4 LPG (35)	103	12/11→10/15	←	für Bremsscheibendurchmesser [mm]: 276; 08.2012→	11.0103-0002.2	250157	ATE
1.6 CDTi (35)	81	02/14→10/15					
1.6 CDTi (35)	100	11/13→10/15	←	für Bremsscheibendurchmesser [mm]: 300; 08.2012→	11.0103-0002.2	250157	ATE
1.6 SIDI (35)	125	12/12→10/15					
2.0 BiTurbo CDTi (35)	143	09/12→10/15					
2.0 CDTi (35)	96	01/14→10/15					
2.0 CDTi (35)	121	08/11→10/15					

#### Bremschlauch










1.3 CDTi (35)	70	10/10→10/14	←	11/10→; → A8068771	2	24.5176-0400.3	331492	L= 400
1.4 (35)	64	10/10→10/15						
1.4 (35)	74	10/10→10/15						
1.4 Turbo (35)	88	10/10→10/15						
1.4 Turbo (35)	103	10/10→10/15						
1.6 (35)	85	10/10→10/15						
1.6 Turbo (35)	132	10/10→10/15						
1.7 CDTi (35)	74	10/10→10/15						
1.7 CDTi (35)	81	10/10→10/15						
1.7 CDTi (35)	92	10/10→10/15						
1.7 CDTi (35)	96	10/10→10/15						
2.0 CDTi (35)	118	10/10→10/15						
1.4 LPG (35)	103	12/11→10/15	←	→ A8068771	2	24.5176-0400.3	331492	L= 400
1.6 SIDI (35)	125	12/12→10/15						
2.0 BiTurbo CDTi (35)	143	09/12→10/15						
2.0 CDTi (35)	96	01/14→10/15						
2.0 CDTi (35)	121	08/11→10/15						

### OPEL - ASTRA J GTC 10/11→

#### Bremsattel

1.4 (08)	74	10/11→10/15	←	☐; für Bremsscheibendurchmesser [mm]: 276	11.9601-2603.2	220915	ATE - Halter
1.4 (08)	88	10/11→					
1.4 (08)	103	10/11→					
1.6 (08)	132	10/11→	←	☐; für Bremsscheibendurchmesser [mm]: 276	11.9601-2604.2	220916	ATE - Halter
1.6 CDTi (08)	81	07/14→					
1.6 CDTi (08)	100	07/14→					
1.6 SIDI (08)	125	12/12→	←	☐; für Bremsscheibendurchmesser [mm]: 300	24.3601-2601.5	241044	ATE - Halter
1.6 SIDI (08)	147	07/13→					
1.7 CDTi (08)	81	10/11→10/15					
1.7 CDTi (08)	96	10/11→10/15					
1.8 (08)	103	10/11→10/15	←	☐; für Bremsscheibendurchmesser [mm]: 300	24.3601-2602.5	241045	ATE - Halter
2.0 CDTi (08)	96	04/15→10/15					
2.0 CDTi (08)	121	10/11→10/15					
			➔	☐; - eFSB	24.3382-7001.5	241060	ATE - Halter
			➔	☐; - eFSB	24.3382-7002.5	241061	ATE - Halter
			➔	☐; + eFSB	24.3382-7003.5	241076	ATE - Halter
			➔	☐; + eFSB	24.3382-7004.5	241077	ATE - Halter

↓							
---	--	--	--	--	--	--	--

	kw			 	! #			
<b>OPEL - ASTRA J GTC 10/11→</b>								
 <b>Bremssattel</b>								
2.0 BiTurbo CDTI (08)	143	10/12→10/15	←	☐; 12/12→; für Bremsscheibendurchmesser [mm]: 276	11.9601-2603.2	220915	ATE - Halter	
			←	☐; 12/12→; für Bremsscheibendurchmesser [mm]: 276	11.9601-2604.2	220916	ATE - Halter	
			←	☐; 12/12→; für Bremsscheibendurchmesser [mm]: 300	24.3601-2601.5	241044	ATE - Halter	
			←	☐; 12/12→; für Bremsscheibendurchmesser [mm]: 300	24.3601-2602.5	241045	ATE - Halter	
			→	☐; 12/12→; - eFSB	24.3382-7001.5	241060	ATE - Halter	
			→	☐; 12/12→; - eFSB	24.3382-7002.5	241061	ATE - Halter	
			→	☐; 12/12→; + eFSB	24.3382-7003.5	241076	ATE - Halter	
			→	☐; 12/12→; + eFSB	24.3382-7004.5	241077	ATE - Halter	
<b>Halter, Bremssattel</b>								
1.4 (08)	74	10/11→10/15	→	für Bremsscheibendurchmesser [mm]: 268	11.8170-1105.1	260112	ATE	
1.4 (08)	88	10/11→	→	für Bremsscheibendurchmesser [mm]: 292	11.8170-1106.1	260113	ATE	
1.4 (08)	103	10/11→						
1.6 (08)	132	10/11→						
1.6 CDTI (08)	81	07/14→						
1.6 CDTI (08)	100	07/14→						
1.6 SIDI (08)	125	12/12→						
1.6 SIDI (08)	147	07/13→						
1.7 CDTI (08)	81	10/11→10/15						
1.7 CDTI (08)	96	10/11→10/15						
1.8 (08)	103	10/11→10/15						
2.0 CDTI (08)	96	04/15→10/15	→	12/12→; für Bremsscheibendurchmesser [mm]: 268	11.8170-1105.1	260112	ATE	
2.0 CDTI (08)	121	10/11→10/15						
2.0 BiTurbo CDTI (08)	143	10/12→10/15	→	12/12→; für Bremsscheibendurchmesser [mm]: 292	11.8170-1106.1	260113	ATE	
<b>Zubehörsatz, Bremssattel</b>								
1.4 (08)	74	10/11→10/15	←	für Bremsscheibendurchmesser [mm]: 276; 08.2012→	11.0103-0002.2	250157	ATE	
1.4 (08)	88	10/11→	←	für Bremsscheibendurchmesser [mm]: 300; 08.2012→	11.0103-0002.2	250157	ATE	
1.4 (08)	103	10/11→						
1.6 (08)	132	10/11→						
1.6 CDTI (08)	81	07/14→						
1.6 CDTI (08)	100	07/14→						
1.6 SIDI (08)	125	12/12→						
1.6 SIDI (08)	147	07/13→						
1.7 CDTI (08)	81	10/11→10/15						
1.7 CDTI (08)	96	10/11→10/15						
1.8 (08)	103	10/11→10/15						
2.0 CDTI (08)	121	10/11→10/15	←	12/12→; für Bremsscheibendurchmesser [mm]: 276; 08.2012→	11.0103-0002.2	250157	ATE	
2.0 BiTurbo CDTI (08)	143	10/12→10/15						
2.0 CDTI (08)	96	04/15→10/15	←	für Bremsscheibendurchmesser [mm]: 276	11.0103-0002.2	250157	ATE	
			←	für Bremsscheibendurchmesser [mm]: 300	11.0103-0002.2	250157	ATE	
 <b>Bremsschlauch</b>								
1.4 (08)	74	10/11→10/15	←	→ A8068771	2	24.5176-0400.3	331492	L= 400
1.4 (08)	88	10/11→	←					
1.4 (08)	103	10/11→						
1.6 (08)	132	10/11→						
1.6 SIDI (08)	125	12/12→						
1.7 CDTI (08)	81	10/11→10/15						
1.7 CDTI (08)	96	10/11→10/15						
2.0 CDTI (08)	96	04/15→10/15						
2.0 CDTI (08)	121	10/11→10/15						
2.0 BiTurbo CDTI (08)	143	10/12→10/15	←	12/12→; → A8068771	2	24.5176-0400.3	331492	L= 400

**OPEL - ASTRA J Kasten/Kombi (P10) 09/09→10/15**

 **Bremssattel**

1.3 CDTi (35) 1.6 CDTi (35) 1.7 CDTi (35) 2.0 CDTi (35)	70 81 96 121	10/12→10/15 01/14→10/15 10/12→10/15 10/12→10/15	←	☐; für Bremsscheibendurchmesser [mm]: 276	11.9601-2603.2 220915	ATE - Halter
			←	☐; für Bremsscheibendurchmesser [mm]: 276		
			←	☐; für Bremsscheibendurchmesser [mm]: 300		
			←	☐; für Bremsscheibendurchmesser [mm]: 300		

**Halter, Bremssattel**

1.3 CDTi (35) 1.6 CDTi (35) 1.7 CDTi (35) 2.0 CDTi (35)	70 81 96 121	10/12→10/15 01/14→10/15 10/12→10/15 10/12→10/15	→	für Bremsscheibendurchmesser [mm]: 268	11.8170-1105.1 260112	ATE
			→	für Bremsscheibendurchmesser [mm]: 292		

**Zubehörsatz, Bremssattel**

1.3 CDTi (35) 1.6 CDTi (35) 1.7 CDTi (35) 2.0 CDTi (35)	70 81 96 121	10/12→10/15 01/14→10/15 10/12→10/15 10/12→10/15	←	für Bremsscheibendurchmesser [mm]: 276; 08.2012→	11.0103-0002.2 250157	ATE
			←	für Bremsscheibendurchmesser [mm]: 300; 08.2012→		

 **Bremsschlauch**

1.3 CDTi (35) 1.6 CDTi (35) 1.7 CDTi (35) 2.0 CDTi (35)	70 81 96 121	10/12→10/15 01/14→10/15 10/12→10/15 10/12→10/15	←	→ A8068771	2 24.5176-0400.3 331492	L= 400
--	-----------------------	--	---	------------	-------------------------	--------

**OPEL - ASTRA J Kasten/Schrägheck (P10) 09/09→10/15**

 **Bremssattel**

1.6 CDTi (68) 1.7 CDTi (68)	81 81	01/14→10/15 05/13→10/15	←	☐; für Bremsscheibendurchmesser [mm]: 276	11.9601-2603.2 220915	ATE - Halter
			←	☐; für Bremsscheibendurchmesser [mm]: 276		
			←	☐; für Bremsscheibendurchmesser [mm]: 300		
			←	☐; für Bremsscheibendurchmesser [mm]: 300		
			→	☐; - eFSB		
			→	☐; - eFSB		
			→	☐; + eFSB		
			→	☐; + eFSB		

**Halter, Bremssattel**

1.6 CDTi (68) 1.7 CDTi (68)	81 81	01/14→10/15 05/13→10/15	→	für Bremsscheibendurchmesser [mm]: 268	11.8170-1105.1 260112	ATE
			→	für Bremsscheibendurchmesser [mm]: 292		

**Zubehörsatz, Bremssattel**

1.6 CDTi (68) 1.7 CDTi (68)	81 81	01/14→10/15 05/13→10/15	←	für Bremsscheibendurchmesser [mm]: 276; 08.2012→	11.0103-0002.2 250157	ATE
			←	für Bremsscheibendurchmesser [mm]: 300; 08.2012→		








 **Bremsschlauch**









1.6 CDTi (68) 1.7 CDTi (68)	81 81	01/14→10/15 05/13→10/15	←	→ A8068771	2 24.5176-0400.3 331492	L= 400
--------------------------------	----------	----------------------------	---	------------	-------------------------	--------

**OPEL - ASTRA J Stufenheck 06/12→**








 **Bremssattel**











1.3 CDTi (69) 1.4 (69) 1.4 LPG (69) 1.4 Turbo (69) 1.4 Turbo (69) ↓	70 74 103 88 103	06/12→10/15 06/12→10/15 07/14→ 06/12→10/15 06/12→	←	☐; für Bremsscheibendurchmesser [mm]: 276	11.9601-2603.2 220915	ATE - Halter
--	------------------------------	---	---	---	-----------------------	--------------


















































	kW			 	! #		
<b>OPEL - ASTRA J Stufenheck 06/12→</b>							
<b>Bremssattel</b>							
1.6 (69)	85	06/12→	←	☐; für Bremsscheibendurchmesser [mm]: 276		11.9601-2604.2 220916	ATE - Halter
1.6 CDTi (69)	81	04/14→					
1.6 CDTi (69)	100	01/14→					
1.6 SIDI (69)	125	12/12→10/16	←	☐; für Bremsscheibendurchmesser [mm]: 300		24.3601-2601.5 241044	ATE - Halter
1.6 Turbo (69)	132	06/12→10/13					
1.7 CDTi (69)	81	06/12→10/15					
1.7 CDTi (69)	96	06/12→10/15	←	☐; für Bremsscheibendurchmesser [mm]: 300		24.3601-2602.5 241045	ATE - Halter
			→	☐; - eFSB		24.3382-7001.5 241060	ATE - Halter
			→	☐; - eFSB		24.3382-7002.5 241061	ATE - Halter
			→	☐; + eFSB		24.3382-7003.5 241076	ATE - Halter
			→	☐; + eFSB		24.3382-7004.5 241077	ATE - Halter
<b>Halter, Bremssattel</b>							
1.3 CDTi (69)	70	06/12→10/15	→	für Bremsscheibendurchmesser [mm]: 268		11.8170-1105.1 260112	ATE
1.4 (69)	74	06/12→10/15					
1.4 LPG (69)	103	07/14→					
1.4 Turbo (69)	88	06/12→10/15	→	für Bremsscheibendurchmesser [mm]: 292		11.8170-1106.1 260113	ATE
1.4 Turbo (69)	103	06/12→					
1.6 (69)	85	06/12→					
1.6 CDTi (69)	81	04/14→					
1.6 CDTi (69)	100	01/14→					
1.6 SIDI (69)	125	12/12→10/16					
1.6 Turbo (69)	132	06/12→10/13					
1.7 CDTi (69)	81	06/12→10/15					
1.7 CDTi (69)	96	06/12→10/15					
<b>Zubehörsatz, Bremssattel</b>							
1.3 CDTi (69)	70	06/12→10/15	←	für Bremsscheibendurchmesser [mm]: 276; 08.2012→		11.0103-0002.2 250157	ATE
1.4 (69)	74	06/12→10/15					
1.4 LPG (69)	103	07/14→					
1.4 Turbo (69)	88	06/12→10/15	←	für Bremsscheibendurchmesser [mm]: 300; 08.2012→		11.0103-0002.2 250157	ATE
1.4 Turbo (69)	103	06/12→					
1.6 (69)	85	06/12→					
1.6 CDTi (69)	81	04/14→					
1.6 CDTi (69)	100	01/14→					
1.6 SIDI (69)	125	12/12→10/16					
1.6 Turbo (69)	132	06/12→10/13					
1.7 CDTi (69)	81	06/12→10/15					
1.7 CDTi (69)	96	06/12→10/15					
<b>Bremsschlauch</b>							
1.3 CDTi (69)	70	06/12→10/15	←	→ A8068771	2	24.5176-0400.3 331492	L= 400
1.4 (69)	74	06/12→10/15					
1.4 LPG (69)	103	07/14→					
1.4 Turbo (69)	88	06/12→10/15					
1.4 Turbo (69)	103	06/12→					
1.6 (69)	85	06/12→					
1.6 SIDI (69)	125	12/12→10/16					
1.6 Turbo (69)	132	06/12→10/13					
1.7 CDTi (69)	81	06/12→10/15					
1.7 CDTi (69)	96	06/12→10/15					
<b>OPEL - ASTRA K (B16) 06/15→</b>							
<b>Führungshülzensatz, Bremssattel</b>							
1.0 Turbo (68)	66	06/18→	←			11.0101-5407.2 260011	ATE
1.0 Turbo (68)	77	06/15→					
1.2 Turbo (68)	81	08/19→					
1.2 Turbo (68)	96	08/19→					
1.2 Turbo (68)	107	08/19→					
1.4 (68)	74	06/15→					
1.4 CNG (68)	81	10/17→					
1.4 Turbo (68)	92	06/15→					
1.4 Turbo (68)	107	08/19→					
1.4 Turbo (68)	110	06/15→					
1.5 CRDI (68)	77	08/19→					
1.5 CRDI (68)	90	08/19→					
1.6 BiTurbo	110	08/18→					
1.6 CDTi (68)	70	06/15→					
1.6 CDTi (68)	81	06/15→					
1.6 CDTi (68)	100	06/15→					
1.6 CDTi (68)	118	11/15→					
1.6 Turbo (68)	147	11/15→					
<b>Führungsbolzen, Bremssattel</b>							
1.0 Turbo (68)	66	06/18→	←			11.8171-0008.1 990049	ATE
1.0 Turbo (68)	77	06/15→					
↓							








	kw			 	! #		
<b>OPEL - ASTRA K (B16) 06/15→</b>							
<b>Führungsbolzen, Bremsattel</b>							
1.4 (68)	74	06/15→	←			11.8171-0008.1	990049 ATE
1.4 CNG (68)	81	10/17→					
1.4 Turbo (68)	92	06/15→					
1.4 Turbo (68)	110	06/15→					
1.6 BiTurbo	110	08/18→					
1.6 CDTi (68)	70	06/15→					
1.6 CDTi (68)	81	06/15→					
1.6 CDTi (68)	100	06/15→					
1.6 CDTi (68)	118	11/15→					
1.6 Turbo (68)	147	11/15→					
<b>OPEL - ASTRA K Kasten/Kombi 11/15→</b>							
<b>Führungshülsensatz, Bremsattel</b>							
1.0 (35)	77	05/18→	←			11.0101-5407.2	260011 ATE
1.4 (35)	110	06/18→					
1.5 CRDI (35)	77	08/19→					
<b>Führungsbolzen, Bremsattel</b>							
1.0 (35)	77	05/18→	←			11.8171-0008.1	990049 ATE
<b>OPEL - ASTRA K Kasten/Schrägheck 06/15→</b>							
<b>Führungshülsensatz, Bremsattel</b>							
1.6 CDTi	100	04/18→	←			11.0101-5407.2	260011 ATE
<b>Führungsbolzen, Bremsattel</b>							
1.6 CDTi	100	04/18→	←			11.8171-0008.1	990049 ATE
<b>OPEL - ASTRA K Sports Tourer (B16) 11/15→</b>							
<b>Führungshülsensatz, Bremsattel</b>							
1.0 Turbo (35)	66	06/18→	←			11.0101-5407.2	260011 ATE
1.0 Turbo (35)	77	11/15→					
1.2 Turbo (35)	81	08/19→					
1.2 Turbo (35)	96	08/19→					
1.2 Turbo (35)	107	08/19→					
1.4 (35)	74	11/15→					
1.4 CNG (35)	81	10/17→					
1.4 Turbo (35)	92	11/15→					
1.4 Turbo (35)	107	08/19→					
1.4 Turbo (35)	110	11/15→					
1.5 CRDI (35)	77	08/19→					
1.5 CRDI (35)	90	08/19→					
1.6 BiTurbo	110	08/18→					
1.6 CDTi (35)	70	11/15→					
1.6 CDTi (35)	81	11/15→					
1.6 CDTi (35)	100	11/15→					
1.6 CDTi (35)	118	11/15→					
1.6 Turbo (35)	147	11/15→					
<b>Führungsbolzen, Bremsattel</b>							
1.0 Turbo (35)	66	06/18→	←			11.8171-0008.1	990049 ATE
1.0 Turbo (35)	77	11/15→					
1.4 (35)	74	11/15→					
1.4 CNG (35)	81	10/17→					
1.4 Turbo (35)	92	11/15→					
1.4 Turbo (35)	110	11/15→					
1.6 BiTurbo	110	08/18→					
1.6 CDTi (35)	70	11/15→					
1.6 CDTi (35)	81	11/15→					
1.6 CDTi (35)	100	11/15→					
1.6 CDTi (35)	118	11/15→					
1.6 Turbo (35)	147	11/15→					
<b>OPEL - CALIBRA A (C89) 08/89→07/97</b>							
<b> Bremsattel</b>							
2.0 i (M07)	85	08/89→12/96	←	☐		24.3521-1701.5	240001 ATE - Halter
2.0 i 16V (M07)	100	02/94→07/97	←	☐		24.3521-1702.5	240002 ATE - Halter
2.0 i Turbo 4x4 (M07)	150	08/91→07/97	←	☐; → S9999999		24.3541-8086.5	240526 ATE - Halter
2.5 i V6 (M07)	125	04/93→07/97	←	☐; T1000001→		24.3571-1761.5	240461 ATE - Halter
			←	☐; T1000001→		24.3571-1762.5	240462 ATE - Halter
<b>Feder, Bremsattel</b>							
2.0 i 16V 4x4 (M07)	100	02/94→07/97			2	11.8116-0097.1	390590 ATE
2.0 i 4x4 (M07)	85	06/90→07/97					
2.0 i Turbo 4x4 (M07)	150	08/91→07/97		→ S9999999	2	11.8116-0292.1	390521 ATE
↓							










	kw					! #		
<b>OPEL - CALIBRA A (C89) 08/89→07/97</b>								
<b>Feder, Bremssattel</b>								
2.5 i V6 (M07)	125	04/93→07/97		T1000001→		2	11.8116-0292.1 390521	ATE
<b>Führungshülzensatz, Bremssattel</b>								
2.0 i (M07)	85	08/89→12/96	←				11.0101-5407.2 260011	ATE
2.0 i 16V (M07)	100	02/94→07/97						
2.0 i 16V 4x4 (M07)	100	02/94→07/97						
2.0 i 4x4 (M07)	85	06/90→07/97						
2.0 i Turbo 4x4 (M07)	150	08/91→07/97	←	T1000001→			11.0101-5407.2 260011	ATE
2.5 i V6 (M07)	125	04/93→07/97	←	→ S9999999			11.0101-5407.2 260011	ATE
<b>Führungsbolzen, Bremssattel</b>								
2.0 i (M07)	85	08/89→12/96				2	11.8171-0008.1 990049	ATE
2.0 i 16V (M07)	100	02/94→07/97						
2.0 i 16V 4x4 (M07)	100	02/94→07/97	←			2	11.8171-0008.1 990049	ATE
2.0 i 4x4 (M07)	85	06/90→07/97						
2.0 i Turbo 4x4 (M07)	150	08/91→07/97	←	T1000001→		2	11.8171-0008.1 990049	ATE
2.5 i V6 (M07)	125	04/93→07/97	←	→ S9999999		2	11.8171-0008.1 990049	ATE
<b>Dichtungssatz, Bremssattel</b>								
2.0 i (M07)	85	08/89→12/96	←				11.0441-5202.2 250026	ATE
2.0 i 16V (M07)	100	02/94→07/97	→				13.0441-3506.2 250052	ATE
2.0 i 16V 4x4 (M07)	100	02/94→07/97	←				11.0441-5402.2 250028	ATE
2.0 i 4x4 (M07)	85	06/90→07/97	→	T1000001→			13.0441-3506.2 250052	ATE
2.0 i Turbo 4x4 (M07)	150	08/91→07/97	→	T1000001→			13.0441-3506.2 250052	ATE
2.5 i V6 (M07)	125	04/93→07/97	→	→ S9999999			13.0441-3506.2 250052	ATE
			→	T1000001→			13.0441-3506.2 250052	ATE
<b>Bremsschlauch</b>								
2.0 i (M07)	85	08/89→12/96	←			2	24.5298-0322.3 331314	L= 322
2.0 i 16V (M07)	100	02/94→07/97	→	P1000001→		2	24.5117-0195.3 330565	L= 198
2.0 i 16V 4x4 (M07)	100	02/94→07/97	→	→ N1999999		2	24.5233-0200.3 330425	L= 198
2.0 i 4x4 (M07)	85	06/90→07/97	→					
2.0 i Turbo 4x4 (M07)	150	08/91→07/97	←			2	24.5298-0322.3 331314	L= 322
2.5 i V6 (M07)	125	04/93→07/97	→			2	24.5117-0195.3 330565	L= 198
<b>OPEL - CASCADA (W13) 03/13→04/19</b>								
<b>Bremssattel</b>								
1.4 (67)	88	04/13→04/18	→	☐; - eFSB			24.3382-7001.5 241060	ATE - Halter
1.4 Turbo (67)	103	03/13→04/18	→	☐; - eFSB			24.3382-7002.5 241061	ATE - Halter
1.6 (67)	100	05/18→04/19	→	☐; - eFSB				
1.6 (67)	147	11/13→04/18	→	☐; + eFSB			24.3382-7003.5 241076	ATE - Halter
1.6 SIDI (67)	125	04/13→04/19	→	☐; + eFSB			24.3382-7004.5 241077	ATE - Halter
2.0 CDTI (67)	121	04/13→06/15	→					
2.0 CDTI (67)	125	07/15→04/18						
2.0 CDTI (67)	143	04/13→06/15						
<b>Halter, Bremssattel</b>								
1.4 (67)	88	04/13→04/18	→				11.8170-1106.1 260113	ATE
1.4 Turbo (67)	103	03/13→04/18						
1.6 (67)	100	05/18→04/19						
1.6 (67)	147	11/13→04/18						
1.6 SIDI (67)	125	04/13→04/19						
2.0 CDTI (67)	121	04/13→06/15						
2.0 CDTI (67)	125	07/15→04/18						
2.0 CDTI (67)	143	04/13→06/15						
<b>Zubehörsatz, Bremssattel</b>								
1.4 (67)	88	04/13→04/18	→				11.0103-0001.2 250156	ATE
1.4 Turbo (67)	103	03/13→04/18						
1.6 (67)	147	11/13→04/18						
1.6 SIDI (67)	125	04/13→04/19						
2.0 CDTI (67)	121	04/13→06/15						
2.0 CDTI (67)	125	07/15→04/18						
2.0 CDTI (67)	143	04/13→06/15						
<b>Bremsschlauch</b>								
1.4 (67)	88	04/13→04/18	←	☐			24.5176-0660.3 331588	L= 660
1.4 Turbo (67)	103	03/13→04/18	←	☐			24.5176-0661.3 331589	L= 660
1.6 (67)	100	05/18→04/19						
1.6 (67)	147	11/13→04/18						
1.6 SIDI (67)	125	04/13→04/19						












	kw					! #			
<b>OPEL - CASCADA (W13) 03/13—04/19</b>									
 <b>Bremsschlauch</b>									
2.0 CDTI (67)	121	04/13→06/15	←	☐			24.5176-0660.3	331588	L= 660
2.0 CDTI (67)	125	07/15→04/18	←	☐			24.5176-0661.3	331589	L= 660
2.0 CDTI (67)	143	04/13→06/15	←	☐			24.5176-0661.3	331589	L= 660
<b>OPEL - COMBO Kasten/Großraumlimousine 10/01→</b>									
 <b>Bremssattel</b>									
1.3 CDTI 16V	51	08/05→	←	☐; → 10/11; nicht für erhöhte Nutzlast			24.3541-1795.5	240788	TRW - Halter
1.3 CDTI 16V	55	10/05→12/12	←	☐; → 43033898, 53000000; für erhöhte Nutzlast			24.3541-1795.5	240788	TRW - Halter
1.4 16V	66	08/05→	←	☐; → 10/11; nicht für erhöhte Nutzlast			24.3541-1796.5	240789	TRW - Halter
1.6	64	10/01→	←	☐; → 43033898, 53000000; für erhöhte Nutzlast			24.3541-1796.5	240789	TRW - Halter
1.7 DI 16V	48	10/01→	←	☐; → 43033899, 53000001→; → 10/11; für erhöhte Nutzlast			24.3571-9823.5	240499	ATE - Halter
1.7 DTI 16V	55	10/01→	←	☐; → 43033899, 53000001→; → 10/11; für erhöhte Nutzlast			24.3571-9824.5	240500	ATE - Halter
			→	☐; → 10/11			24.3387-1701.5	240826	TRW - Halter
			→	☐; → 10/11			24.3387-1702.5	240827	TRW - Halter
1.6 CNG 16V	69	06/06→	←	☐; → 10/11			24.3571-9823.5	240499	ATE - Halter
1.6 CNG 16V	71	04/05→	←	☐; → 10/11			24.3571-9824.5	240500	ATE - Halter
1.7 CDTI 16V	74	12/04→	→	☐; → 10/11			24.3387-1701.5	240826	TRW - Halter
			→	☐; → 10/11			24.3387-1702.5	240827	TRW - Halter
<b>Feder, Bremssattel</b>									
1.3 CDTI 16V	51	08/05→	←	43033899, 53000001→; → 10/11; für erhöhte Nutzlast	2		11.8116-0292.1	390521	ATE
1.3 CDTI 16V	55	10/05→12/12	←	43033899, 53000001→; → 10/11; für erhöhte Nutzlast	2		11.8116-0292.1	390521	ATE
1.4 16V	66	08/05→	←	→ 10/11	2		11.8116-0292.1	390521	ATE
1.6	64	10/01→	←	→ 10/11	2		11.8116-0292.1	390521	ATE
1.7 DI 16V	48	10/01→	←	→ 10/11	2		11.8116-0292.1	390521	ATE
1.7 DTI 16V	55	10/01→	←	→ 10/11	2		11.8116-0292.1	390521	ATE
1.6 CNG 16V	69	06/06→	←	→ 10/11	2		11.8116-0292.1	390521	ATE
1.6 CNG 16V	71	04/05→	←	→ 10/11	2		11.8116-0292.1	390521	ATE
1.7 CDTI 16V	74	12/04→	←	→ 10/11	2		11.8116-0292.1	390521	ATE
<b>Führungshülzensatz, Bremssattel</b>									
1.3 CDTI 16V	51	08/05→	←	43033899, 53000001→; → 10/11; für erhöhte Nutzlast			11.0101-5407.2	260011	ATE
1.3 CDTI 16V	55	10/05→12/12	←	43033899, 53000001→; → 10/11; für erhöhte Nutzlast			11.0101-5407.2	260011	ATE
1.4 16V	66	08/05→	←	→ 10/11			11.0101-5407.2	260011	ATE
1.6	64	10/01→	←	→ 10/11			11.0101-5407.2	260011	ATE
1.7 DI 16V	48	10/01→	←	→ 10/11			11.0101-5407.2	260011	ATE
1.7 DTI 16V	55	10/01→	←	→ 10/11			11.0101-5407.2	260011	ATE
1.6 CNG 16V	69	06/06→	←	→ 10/11			11.0101-5407.2	260011	ATE
1.6 CNG 16V	71	04/05→	←	→ 10/11			11.0101-5407.2	260011	ATE
1.7 CDTI 16V	74	12/04→	←	→ 10/11			11.0101-5407.2	260011	ATE
<b>Führungsbolzen, Bremssattel</b>									
1.3 CDTI 16V	51	08/05→	←	43033899, 53000001→; → 10/11; für erhöhte Nutzlast	2		11.8171-0008.1	990049	ATE
1.3 CDTI 16V	55	10/05→12/12	←	43033899, 53000001→; → 10/11; für erhöhte Nutzlast	2		11.8171-0008.1	990049	ATE
1.4 16V	66	08/05→	←	→ 10/11	2		11.8171-0008.1	990049	ATE
1.6	64	10/01→	←	→ 10/11	2		11.8171-0008.1	990049	ATE
1.7 DI 16V	48	10/01→	←	→ 10/11	2		11.8171-0008.1	990049	ATE
1.7 DTI 16V	55	10/01→	←	→ 10/11	2		11.8171-0008.1	990049	ATE
1.6 CNG 16V	69	06/06→	←	→ 10/11	2		11.8171-0008.1	990049	ATE
1.6 CNG 16V	71	04/05→	←	→ 10/11	2		11.8171-0008.1	990049	ATE
1.7 CDTI 16V	74	12/04→	←	→ 10/11	2		11.8171-0008.1	990049	ATE
<b>Dichtungssatz, Bremssattel</b>									
1.3 CDTI 16V	51	08/05→	←	43033899, 53000001→; → 10/11; für erhöhte Nutzlast			11.0441-5704.2	250034	ATE
1.3 CDTI 16V	55	10/05→12/12	←	43033899, 53000001→; → 10/11; für erhöhte Nutzlast			11.0441-5704.2	250034	ATE
1.4 16V	66	08/05→	←	→ 10/11			11.0441-5704.2	250034	ATE
1.6	64	10/01→	←	→ 10/11			11.0441-5704.2	250034	ATE
1.7 DI 16V	48	10/01→	←	→ 10/11			11.0441-5704.2	250034	ATE
1.7 DTI 16V	55	10/01→	←	→ 10/11			11.0441-5704.2	250034	ATE
1.6 CNG 16V	69	06/06→	←	→ 10/11			11.0441-5704.2	250034	ATE
1.6 CNG 16V	71	04/05→	←	→ 10/11			11.0441-5704.2	250034	ATE
1.7 CDTI 16V	74	12/04→	←	→ 10/11			11.0441-5704.2	250034	ATE
 <b>Bremsschlauch</b>									
1.3 CDTI 16V	51	08/05→	←	→ 10/11	2		24.5256-0298.3	330756	L= 298
1.3 CDTI 16V	55	10/05→12/12	←	→ 10/11	2		24.5240-0220.3	330619	L= 220
1.4 16V	66	08/05→	→	→ 10/11	2		24.5240-0220.3	330619	L= 220
1.6	64	10/01→	→	→ 10/11	2		24.5240-0220.3	330619	L= 220
1.6 CNG 16V	69	06/06→	→	→ 10/11	2		24.5240-0220.3	330619	L= 220
1.6 CNG 16V	71	04/05→	→	→ 10/11	2		24.5240-0220.3	330619	L= 220

	kw					! #		
<b>OPEL - COMBO Kasten/Großraumlimousine 10/01→</b>								
 <b>Bremsschlauch</b>								
1.7 CDTI 16V	74	12/04→		→ 10/11	2	24.5256-0298.3	330756	L= 298
1.7 DI 16V	48	10/01→		→ 10/11	2	24.5240-0220.3	330619	L= 220
1.7 DTI 16V	55	10/01→						
<b>OPEL - COMBO Kasten/Großraumlimousine (71_) 07/94→10/01</b>								
 <b>Bremssattel</b>								
1.2	33	07/94→10/01		 ; → 09/00		24.3481-9871.5	240677	ATE - Halter
1.4	44	07/94→10/01		 ; → 09/00		24.3481-9872.5	240678	ATE - Halter
1.4	60	07/94→10/01						
1.7 D	44	07/94→10/01						
1.4 16V	66	08/99→10/01		 ; 10/01→; nicht für erhöhte Nutzlast		24.3541-1795.5	240788	TRW - Halter
				 ; 10/01→; → 43033898, 53000000; für erhöhte Nutzlast		24.3541-1795.5	240788	TRW - Halter
				 ; 10/01→; nicht für erhöhte Nutzlast		24.3541-1796.5	240789	TRW - Halter
				 ; 10/01→; → 43033898, 53000000; für erhöhte Nutzlast		24.3541-1796.5	240789	TRW - Halter
				 ; 43033899, 53000001→; für erhöhte Nutzlast		24.3571-9823.5	240499	ATE - Halter
				 ; 43033899, 53000001→; für erhöhte Nutzlast		24.3571-9824.5	240500	ATE - Halter
				 ; 10/01→		24.3387-1701.5	240826	TRW - Halter
	 ; 10/01→		24.3387-1702.5	240827	TRW - Halter			
<b>Feder, Bremssattel</b>								
1.2	33	07/94→10/01		→ 09/00	2	11.8116-0129.1	390591	ATE
1.4	44	07/94→10/01						
1.4	60	07/94→10/01						
1.7 D	44	07/94→10/01						
1.4 16V	66	08/99→10/01		43033899, 53000001→; für erhöhte Nutzlast	2	11.8116-0292.1	390521	ATE
<b>Führungshülzensatz, Bremssattel</b>								
1.2	33	07/94→10/01		→ 09/00		11.0101-5407.2	260011	ATE
1.4	44	07/94→10/01						
1.4	60	07/94→10/01						
1.7 D	44	07/94→10/01						
1.4 16V	66	08/99→10/01		43033899, 53000001→; für erhöhte Nutzlast		11.0101-5407.2	260011	ATE
<b>Führungsbolzen, Bremssattel</b>								
1.2	33	07/94→10/01		→ 09/00	2	11.8171-0008.1	990049	ATE
1.4	44	07/94→10/01						
1.4	60	07/94→10/01						
1.7 D	44	07/94→10/01						
1.4 16V	66	08/99→10/01		43033899, 53000001→; für erhöhte Nutzlast	2	11.8171-0008.1	990049	ATE
<b>Dichtungssatz, Bremssattel</b>								
1.2	33	07/94→10/01		→ 09/00		11.0441-4811.2	250024	ATE
1.4	44	07/94→10/01						
1.4	60	07/94→10/01						
1.7 D	44	07/94→10/01						
1.4 16V	66	08/99→10/01		43033899, 53000001→; für erhöhte Nutzlast		11.0441-5704.2	250034	ATE
 <b>Bremsschlauch</b>								
1.2	33	07/94→10/01		→ 09/00	2	24.5231-0320.3	330496	L= 320
1.4	44	07/94→10/01						
1.4	60	07/94→10/01						
1.7 D	44	07/94→10/01						
1.4 16V	66	08/99→10/01		10/01→	2	24.5256-0298.3	330756	L= 298
				10/01→	2	24.5240-0220.3	330619	L= 220
<b>OPEL - COMBO Kasten/Großraumlimousine (X12) 02/12→</b>								
 <b>Bremsschlauch</b>								
1.3 CDTI (B05)	59	02/12→		03/15→	2	24.5112-0406.3	331496	L= 405
				03/15→	2	24.5204-0200.3	331499	L= 200
1.3 CDTI (B05)	66	02/12→			2	24.5112-0406.3	331496	L= 405
1.3 CDTI (B05)	70	03/16→						
1.4 (B05)	70	02/12→			2	24.5204-0200.3	331499	L= 200
1.4 (B05)	88	02/12→						
1.4 CNG (B05)	88	02/12→						
↓								








	kw			 	! #		
<b>OPEL - COMBO Kasten/Großraumlimousine (X12) 02/12→</b>							
<b>Bremsschlauch</b>							
1.6 CDTI (B05)	66	02/12→	←		2	24.5112-0406.3	331496 L= 405
1.6 CDTI (B05)	74	02/12→					
1.6 CDTI (B05)	77	02/12→	→		2	24.5204-0200.3	331499 L= 200
1.6 CDTI (B05)	88	04/15→					
2.0 CDTI (B05)	99	02/12→					
<b>OPEL - COMBO Kasten/Großraumlimousine (X19) 06/18→</b>							
<b>Führungsbolzen, Bremsattel</b>							
1.5 D	56	08/18→	←			11.8171-0008.1	990049 ATE
1.5 D	75	08/18→					
1.5 D	96	08/18→					
1.5 D 4x4	96	08/18→					
1.6 D	55	06/18→					
1.6 D	73	06/18→					
<b>Dichtungssatz, Bremsattel</b>							
1.5 D	56	08/18→	←			11.0441-6008.2	250038 ATE für Kolben-Ø [mm]: 60
1.5 D	75	08/18→					
1.5 D	96	08/18→					
1.5 D 4x4	96	08/18→					
1.6 D	55	06/18→					
1.6 D	73	06/18→					
<b>OPEL - COMBO Tour 10/01→12/11</b>							
<b>Bremssattel</b>							
1.3 CDTI 16V	51	06/04→01/11	←	☐; nicht für erhöhte Nutzlast		24.3541-1795.5	240788 TRW - Halter
1.6	64	10/01→09/06	←	☐; → 43033898, 53000000; für erhöhte Nutzlast		24.3541-1795.5	240788 TRW - Halter
1.7 DI 16V	48	10/01→06/04	←	☐; nicht für erhöhte Nutzlast		24.3541-1796.5	240789 TRW - Halter
1.7 DTI 16V	55	10/01→06/04	←	☐; → 43033898, 53000000; für erhöhte Nutzlast		24.3541-1796.5	240789 TRW - Halter
			←	☐; 43033899, 53000001→; für erhöhte Nutzlast		24.3571-9823.5	240499 ATE - Halter
			←	☐; 43033899, 53000001→; für erhöhte Nutzlast		24.3571-9824.5	240500 ATE - Halter
			→	☐		24.3387-1701.5	240826 TRW - Halter
			→	☐		24.3387-1702.5	240827 TRW - Halter
1.3 CDTI 16V	55	10/05→12/11	←	☐; → 10/11; nicht für erhöhte Nutzlast		24.3541-1795.5	240788 TRW - Halter
1.4	66	10/04→12/11	←	☐; → 43033898, 53000000; für erhöhte Nutzlast		24.3541-1795.5	240788 TRW - Halter
			←	☐; → 10/11; nicht für erhöhte Nutzlast		24.3541-1796.5	240789 TRW - Halter
			←	☐; → 43033898, 53000000; für erhöhte Nutzlast		24.3541-1796.5	240789 TRW - Halter
			←	☐; 43033899, 53000001→; → 10/11; für erhöhte Nutzlast		24.3571-9823.5	240499 ATE - Halter
			←	☐; 43033899, 53000001→; → 10/11; für erhöhte Nutzlast		24.3571-9824.5	240500 ATE - Halter
			→	☐; → 10/11		24.3387-1701.5	240826 TRW - Halter
			→	☐; → 10/11		24.3387-1702.5	240827 TRW - Halter
1.6 CNG	69	06/06→12/11	←	☐; → 10/11		24.3571-9823.5	240499 ATE - Halter
1.7 CDTI 16V	74	07/04→12/11	←	☐; → 10/11		24.3571-9824.5	240500 ATE - Halter
			→	☐; → 10/11		24.3387-1701.5	240826 TRW - Halter
			→	☐; → 10/11		24.3387-1702.5	240827 TRW - Halter
1.6 CNG	71	04/05→01/11	←	☐		24.3571-9823.5	240499 ATE - Halter
			←	☐		24.3571-9824.5	240500 ATE - Halter
			→	☐		24.3387-1701.5	240826 TRW - Halter
			→	☐		24.3387-1702.5	240827 TRW - Halter
<b>Feder, Bremsattel</b>							
1.3 CDTI 16V	51	06/04→01/11	←	43033899, 53000001→; für erhöhte Nutzlast	2	11.8116-0292.1	390521 ATE
1.6	64	10/01→09/06					
1.7 DI 16V	48	10/01→06/04					
1.7 DTI 16V	55	10/01→06/04					
1.3 CDTI 16V	55	10/05→12/11	←	43033899, 53000001→; → 10/11; für erhöhte Nutzlast	2	11.8116-0292.1	390521 ATE
1.4	66	10/04→12/11					
1.6 CNG	69	06/06→12/11	←	→ 10/11	2	11.8116-0292.1	390521 ATE
1.7 CDTI 16V	74	07/04→12/11					
1.6 CNG	71	04/05→01/11	←		2	11.8116-0292.1	390521 ATE
↓							

	kW			 	! #		
<b>OPEL - COMBO Tour 10/01→12/11</b>							
<b>Führungshülzensatz, Bremssattel</b>							
1.3 CDTI 16V 1.6 1.7 DI 16V 1.7 DTI 16V	51 64 48 55	06/04→01/11 10/01→09/06 10/01→06/04 10/01→06/04	←	43033899, 53000001→; für erhöhte Nutzlast		11.0101-5407.2 260011	ATE
1.3 CDTI 16V 1.4	55 66	10/05→12/11 10/04→12/11	←	43033899, 53000001→; → 10/11; für erhöhte Nutzlast		11.0101-5407.2 260011	ATE
1.6 CNG 1.7 CDTI 16V	69 74	06/06→12/11 07/04→12/11	←	→ 10/11		11.0101-5407.2 260011	ATE
1.6 CNG	71	04/05→01/11	←			11.0101-5407.2 260011	ATE
<b>Führungsbolzen, Bremssattel</b>							
1.3 CDTI 16V 1.6 1.7 DI 16V 1.7 DTI 16V	51 64 48 55	06/04→01/11 10/01→09/06 10/01→06/04 10/01→06/04		43033899, 53000001→; für erhöhte Nutzlast	2	11.8171-0008.1 990049	ATE
1.3 CDTI 16V 1.4	55 66	10/05→12/11 10/04→12/11		43033899, 53000001→; → 10/11; für erhöhte Nutzlast	2	11.8171-0008.1 990049	ATE
1.6 CNG 1.7 CDTI 16V	69 74	06/06→12/11 07/04→12/11		→ 10/11	2	11.8171-0008.1 990049	ATE
1.6 CNG	71	04/05→01/11			2	11.8171-0008.1 990049	ATE
<b>Dichtungssatz, Bremssattel</b>							
1.3 CDTI 16V 1.6 1.7 DI 16V 1.7 DTI 16V	51 64 48 55	06/04→01/11 10/01→09/06 10/01→06/04 10/01→06/04	←	43033899, 53000001→; für erhöhte Nutzlast		11.0441-5704.2 250034	ATE
1.3 CDTI 16V 1.4	55 66	10/05→12/11 10/04→12/11	←	43033899, 53000001→; → 10/11; für erhöhte Nutzlast		11.0441-5704.2 250034	ATE
1.6 CNG 1.7 CDTI 16V	69 74	06/06→12/11 07/04→12/11	←	→ 10/11		11.0441-5704.2 250034	ATE
1.6 CNG	71	04/05→01/11	←			11.0441-5704.2 250034	ATE
<b>Bremsschlauch</b>							
1.3 CDTI 16V 1.6 1.6 CNG 1.7 DI 16V 1.7 DTI 16V	51 64 71 48 55	06/04→01/11 10/01→09/06 04/05→01/11 10/01→06/04 10/01→06/04	← →		2 2	24.5256-0298.3 330756 24.5240-0220.3 330619	L= 298 L= 220
1.3 CDTI 16V 1.4	55 66	10/05→12/11 10/04→12/11	←	→ 10/11	2	24.5256-0298.3 330756	L= 298
1.6 CNG 1.7 CDTI 16V	69 74	06/06→12/11 07/04→12/11	→	→ 10/11	2	24.5240-0220.3 330619	L= 220
<b>OPEL - COMBO Tour / Life (X19) 06/18→</b>							
<b>Führungsbolzen, Bremssattel</b>							
1.2 1.5 1.5 1.5	81 56 75 96	06/18→ 06/18→ 06/18→ 06/18→	←			11.8171-0008.1 990049	ATE
<b>Dichtungssatz, Bremssattel</b>							
1.2 1.5 1.5 1.5	81 56 75 96	06/18→ 06/18→ 06/18→ 06/18→	←			11.0441-6008.2 250038	ATE für Kolben-Ø [mm]: 60
<b>OPEL - COMBO Tour (X12) 02/12→</b>							
<b>Bremsschlauch</b>							
1.3 CDTI (C26, D26, E26, C05) 1.3 CDTI (C26, D26, E26, C05) 1.3 CDTI (C26, D26, E26, C05) 1.3 CDTI (C26, D26, E26, C05) 1.4 (C26, D26, E26, C06) 1.4 (C26, D26, E26, C06) 1.4 CNG (C26, D26, E26, C05) 1.6 CDTI (C26, D26, E26, C05) 1.6 CDTI (C26, D26, E26, C05) ↓	55 59 66 70 70 88 88 66 70	03/15→ 03/15→ 02/12→ 03/16→ 02/12→ 02/12→ 02/12→ 02/12→ 03/15→	← →		2 2	24.5112-0406.3 331496 24.5204-0200.3 331499	L= 405 L= 200
































	kw			 	! #		
<b>OPEL - COMBO Tour (X12) 02/12→</b>							
 <b>Bremsschlauch</b>							
1.6 CDTI (C26, D26, E26, C05)	77	02/12→	←		2	24.5112-0406.3 331496	L= 405
1.6 CDTI (C26, D26, E26, C05)	88	03/15→	→		2	24.5204-0200.3 331499	L= 200
2.0 CDTI (C26, D26, E26, C05)	99	02/12→					
<b>OPEL - CORSA B Caravan (S93) 04/98→12/02</b>							
 <b>Bremssattel</b>							
1.4 i 16V (F35)	66	01/99→12/02	←	☐; → 09/00		24.3481-9871.5 240677	ATE - Halter
			←	☐; → 09/00		24.3481-9872.5 240678	ATE - Halter
1.7 D (F35)	44	01/99→12/02	←	☐; → 09/00		24.3481-1733.5 240213	ATE - Halter
			←	☐; → 09/00		24.3481-1734.5 240214	ATE - Halter
<b>Feder, Bremssattel</b>							
1.4 i 16V (F35)	66	01/99→12/02	←	→ 09/00	2	11.8116-0129.1 390591	ATE
1.7 D (F35)	44	01/99→12/02					
<b>Führungshülzensatz, Bremssattel</b>							
1.4 i 16V (F35)	66	01/99→12/02	←	→ 09/00		11.0101-5407.2 260011	ATE
1.7 D (F35)	44	01/99→12/02					
<b>Führungsbolzen, Bremssattel</b>							
1.4 i 16V (F35)	66	01/99→12/02	←	→ 09/00	2	11.8171-0008.1 990049	ATE
1.7 D (F35)	44	01/99→12/02					
<b>Dichtungssatz, Bremssattel</b>							
1.4 i 16V (F35)	66	01/99→12/02	←	→ 09/00		11.0441-4811.2 250024	ATE
1.7 D (F35)	44	01/99→12/02					
 <b>Bremsschlauch</b>							
1.4 i 16V (F35)	66	01/99→12/02	←	→ 09/00	2	24.5231-0320.3 330496	L= 320
1.7 D (F35)	44	01/99→12/02	→	→ 09/00	2	24.5233-0200.3 330425	L= 198
<b>OPEL - CORSA B CC (S93) 03/93→12/02</b>							
 <b>Bremssattel</b>							
1.0 i 12V (F08, F68, M68)	40	11/96→09/00	←	☐		24.3481-1733.5 240213	ATE - Halter
1.5 D (F08, F68, M68)	37	03/93→09/00	←	☐		24.3481-1734.5 240214	ATE - Halter
1.5 TD (F08, F68, M68)	49	03/93→09/00					
1.7 D (F08, F68, M68)	44	02/96→09/00					
1.2 i (F08, F68, M68)	33	03/93→09/00	←	☐; für Schaltgetriebe; für Fahrzeuge ohne Sportpaket		24.3481-1733.5 240213	ATE - Halter
			←	☐; für Automatikgetriebe; für Fahrzeuge ohne Klimaanlage / für Fahrzeuge ohne Sportpaket		24.3481-1733.5 240213	ATE - Halter
			←	☐; für Schaltgetriebe; für Fahrzeuge ohne Sportpaket		24.3481-1734.5 240214	ATE - Halter
			←	☐; für Automatikgetriebe; für Fahrzeuge ohne Klimaanlage / für Fahrzeuge ohne Sportpaket		24.3481-1734.5 240214	ATE - Halter
			←	☐; für Fahrzeuge mit Klimaanlage; für Automatikgetriebe		24.3481-9871.5 240677	ATE - Halter
			←	☐; für Fahrzeuge mit Klimaanlage; für Automatikgetriebe		24.3481-9872.5 240678	ATE - Halter
1.2 i 16V (F08, F68, M68)	48	03/98→09/00	←	☐; 04/98→; für Schaltgetriebe; für Fahrzeuge ohne Sportpaket		24.3481-1733.5 240213	ATE - Halter
			←	☐; 04/98→; für Fahrzeuge ohne Klimaanlage / für Fahrzeuge ohne Sportpaket; für Automatikgetriebe		24.3481-1733.5 240213	ATE - Halter
			←	☐; 04/98→; für Fahrzeuge ohne Klimaanlage / für Fahrzeuge ohne Sportpaket; für Automatikgetriebe		24.3481-1734.5 240214	ATE - Halter
			←	☐; 04/98→; für Schaltgetriebe; für Fahrzeuge ohne Sportpaket		24.3481-1734.5 240214	ATE - Halter
			←	☐; 04/98→		24.3481-9871.5 240677	ATE - Halter
			←	☐; 04/98→		24.3481-9872.5 240678	ATE - Halter
1.4 i (F08, F68, M68)	40	03/93→09/00	←	☐; für Schaltgetriebe; für Fahrzeuge ohne Sportpaket		24.3481-1733.5 240213	ATE - Halter
1.4 i (F08, F68, M68)	44	03/93→09/00					























	kw			 	! #			
<b>OPEL - CORSA B CC (S93) 03/93→12/02</b>								
<b>Bremssattel</b>								
1.4 i (F08, F68, M68)	40	03/93→09/00	←	☐; für Automatikgetriebe; für Fahrzeuge ohne Klimaanlage / für Fahrzeuge ohne Sportpaket		24.3481-1733.5	240213	ATE - Halter
1.4 i (F08, F68, M68)	44	03/93→09/00	←	☐; für Schaltgetriebe; für Fahrzeuge ohne Sportpaket		24.3481-1734.5	240214	ATE - Halter
			←	☐; für Automatikgetriebe; für Fahrzeuge ohne Klimaanlage / für Fahrzeuge ohne Sportpaket		24.3481-1734.5	240214	ATE - Halter
			←	☐; für Fahrzeuge mit Klimaanlage; für Automatikgetriebe		24.3481-9871.5	240677	ATE - Halter
			←	☐		24.3481-9871.5	240677	ATE - Halter
			←	☐; für Fahrzeuge mit Klimaanlage; für Automatikgetriebe		24.3481-9872.5	240678	ATE - Halter
			←	☐		24.3481-9872.5	240678	ATE - Halter
1.4 i 16V (F08, F68, M68)	66	09/94→09/00	←	☐		24.3481-9871.5	240677	ATE - Halter
1.4 Si (F08, F68, M68)	60	03/93→09/00	←	☐		24.3481-9872.5	240678	ATE - Halter
1.6 i 16V (F08, F68, M68)	74	08/97→09/00						
1.6 i 16V (F08, F68, M68)	78	09/94→09/00						
1.6 GSI 16V (F08, F68, M68)	80	03/93→09/00	←	☐; 09/93→		24.3481-9871.5	240677	ATE - Halter
			←	☐; 09/93→		24.3481-9872.5	240678	ATE - Halter
<b>Feder, Bremssattel</b>								
1.0 i 12V (F08, F68, M68)	40	11/96→09/00	←		2	11.8116-0129.1	390591	ATE
1.4 i 16V (F08, F68, M68)	66	09/94→09/00						
1.4 Si (F08, F68, M68)	60	03/93→09/00						
1.5 D (F08, F68, M68)	37	03/93→09/00						
1.5 TD (F08, F68, M68)	49	03/93→09/00						
1.6 i 16V (F08, F68, M68)	74	08/97→09/00						
1.6 i 16V (F08, F68, M68)	78	09/94→09/00						
1.7 D (F08, F68, M68)	44	02/96→09/00						
1.2 i (F08, F68, M68)	33	03/93→09/00	←	für Automatikgetriebe; für Fahrzeuge ohne Sportpaket	2	11.8116-0129.1	390591	ATE
			←	für Schaltgetriebe; für Fahrzeuge ohne Sportpaket	2	11.8116-0129.1	390591	ATE
1.2 i 16V (F08, F68, M68)	48	03/98→09/00	←	04/98→; für Fahrzeuge ohne Sportpaket	2	11.8116-0129.1	390591	ATE
			←	04/98→	2	11.8116-0129.1	390591	ATE
			←	04/98→; für Fahrzeuge ohne Klimaanlage / für Fahrzeuge ohne Sportpaket; für Automatikgetriebe	2	11.8116-0129.1	390591	ATE
			←	04/98→; für Schaltgetriebe	2	11.8116-0129.1	390591	ATE
1.4 i (F08, F68, M68)	40	03/93→09/00	←	für Fahrzeuge mit Sportpaket	2	11.8116-0129.1	390591	ATE
1.4 i (F08, F68, M68)	44	03/93→09/00	←	für Automatikgetriebe; für Fahrzeuge ohne Sportpaket	2	11.8116-0129.1	390591	ATE
			←	für Schaltgetriebe	2	11.8116-0129.1	390591	ATE
1.6 GSI 16V (F08, F68, M68)	80	03/93→09/00	←	09/93→	2	11.8116-0129.1	390591	ATE
<b>Führungshülzensatz, Bremssattel</b>								
1.0 i 12V (F08, F68, M68)	40	11/96→09/00	←			11.0101-5407.2	260011	ATE
1.4 i 16V (F08, F68, M68)	66	09/94→09/00						
1.4 Si (F08, F68, M68)	60	03/93→09/00						
1.5 D (F08, F68, M68)	37	03/93→09/00						
1.5 TD (F08, F68, M68)	49	03/93→09/00						
1.6 i 16V (F08, F68, M68)	74	08/97→09/00						
1.6 i 16V (F08, F68, M68)	78	09/94→09/00						
1.7 D (F08, F68, M68)	44	02/96→09/00						
1.2 i (F08, F68, M68)	33	03/93→09/00	←	für Automatikgetriebe; für Fahrzeuge ohne Sportpaket		11.0101-5407.2	260011	ATE
			←	für Schaltgetriebe; für Fahrzeuge ohne Sportpaket		11.0101-5407.2	260011	ATE
1.2 i 16V (F08, F68, M68)	48	03/98→09/00	←	04/98→; für Schaltgetriebe; für Fahrzeuge ohne Sportpaket		11.0101-5407.2	260011	ATE
↓								























	kw			 	! #		
<b>OPEL - CORSA B CC (S93) 03/93→12/02</b>							
<b>Führungshülzensatz, Bremssattel</b>							
1.2 i 16V (F08, F68, M68)	48	03/98→09/00	←	04/98→; für Fahrzeuge ohne Klimaanlage / für Fahrzeuge ohne Sportpaket; für Automatikgetriebe		11.0101-5407.2 260011	ATE
			←	04/98→; für Fahrzeuge ohne Sportpaket		11.0101-5407.2 260011	ATE
			←	04/98→; für Fahrzeuge mit Sportpaket		11.0101-5407.2 260011	ATE
1.4 i (F08, F68, M68)	40	03/93→09/00	←	für Automatikgetriebe; für Fahrzeuge ohne Sportpaket		11.0101-5407.2 260011	ATE
1.4 i (F08, F68, M68)	44	03/93→09/00	←	für Schaltgetriebe; für Fahrzeuge ohne Sportpaket		11.0101-5407.2 260011	ATE
			←	für Fahrzeuge mit Sportpaket		11.0101-5407.2 260011	ATE
1.6 GSI 16V (F08, F68, M68)	80	03/93→09/00	←	09/93→		11.0101-5407.2 260011	ATE
<b>Führungsbolzen, Bremssattel</b>							
1.0 i 12V (F08, F68, M68)	40	11/96→09/00	←		2	11.8171-0008.1 990049	ATE
1.4 i 16V (F08, F68, M68)	66	09/94→09/00					
1.4 Si (F08, F68, M68)	60	03/93→09/00					
1.5 D (F08, F68, M68)	37	03/93→09/00					
1.5 TD (F08, F68, M68)	49	03/93→09/00					
1.6 i 16V (F08, F68, M68)	74	08/97→09/00					
1.6 i 16V (F08, F68, M68)	78	09/94→09/00					
1.7 D (F08, F68, M68)	44	02/96→09/00					
1.2 i (F08, F68, M68)	33	03/93→09/00	←	für Automatikgetriebe; für Fahrzeuge ohne Sportpaket	2	11.8171-0008.1 990049	ATE
			←	für Schaltgetriebe; für Fahrzeuge ohne Sportpaket	2	11.8171-0008.1 990049	ATE
1.2 i 16V (F08, F68, M68)	48	03/98→09/00	←	04/98→; für Fahrzeuge ohne Sportpaket	2	11.8171-0008.1 990049	ATE
			←	04/98→; für Schaltgetriebe; für Fahrzeuge ohne Sportpaket	2	11.8171-0008.1 990049	ATE
			←	04/98→; für Fahrzeuge ohne Klimaanlage / für Fahrzeuge ohne Sportpaket; für Automatikgetriebe	2	11.8171-0008.1 990049	ATE
			←	04/98→; für Fahrzeuge mit Sportpaket	2	11.8171-0008.1 990049	ATE
1.4 i (F08, F68, M68)	40	03/93→09/00	←	für Fahrzeuge mit Sportpaket	2	11.8171-0008.1 990049	ATE
1.4 i (F08, F68, M68)	44	03/93→09/00	←	für Automatikgetriebe; für Fahrzeuge ohne Sportpaket	2	11.8171-0008.1 990049	ATE
			←	für Schaltgetriebe; für Fahrzeuge ohne Sportpaket	2	11.8171-0008.1 990049	ATE
1.6 GSI 16V (F08, F68, M68)	80	03/93→09/00	←	09/93→	2	11.8171-0008.1 990049	ATE
<b>Dichtungssatz, Bremssattel</b>							
1.0 i 12V (F08, F68, M68)	40	11/96→09/00	←			11.0441-4811.2 250024	ATE
1.4 i 16V (F08, F68, M68)	66	09/94→09/00					
1.4 Si (F08, F68, M68)	60	03/93→09/00					
1.5 D (F08, F68, M68)	37	03/93→09/00					
1.5 TD (F08, F68, M68)	49	03/93→09/00					
1.6 i 16V (F08, F68, M68)	74	08/97→09/00					
1.6 i 16V (F08, F68, M68)	78	09/94→09/00					
1.7 D (F08, F68, M68)	44	02/96→09/00					
1.2 i (F08, F68, M68)	33	03/93→09/00	←	für Automatikgetriebe; für Fahrzeuge ohne Sportpaket		11.0441-4811.2 250024	ATE
			←	für Schaltgetriebe; für Fahrzeuge ohne Sportpaket		11.0441-4811.2 250024	ATE
1.2 i 16V (F08, F68, M68)	48	03/98→09/00	←	04/98→; für Schaltgetriebe; für Fahrzeuge ohne Sportpaket		11.0441-4811.2 250024	ATE
			←	04/98→; für Fahrzeuge ohne Klimaanlage / für Fahrzeuge ohne Sportpaket; für Automatikgetriebe		11.0441-4811.2 250024	ATE
			←	04/98→; für Fahrzeuge ohne Sportpaket		11.0441-4811.2 250024	ATE
			←	04/98→; für Fahrzeuge mit Sportpaket		11.0441-4811.2 250024	ATE
1.4 i (F08, F68, M68)	40	03/93→09/00	←	für Automatikgetriebe; für Fahrzeuge ohne Sportpaket		11.0441-4811.2 250024	ATE
1.4 i (F08, F68, M68)	44	03/93→09/00	↓				

	kW			 	! #		
<b>OPEL - CORSA B CC (S93) 03/93→12/02</b>							
<b>Dichtungssatz, Bremssattel</b>							
1.4 i (F08, F68, M68)	40	03/93→09/00	←	für Schaltgetriebe; für Fahrzeuge ohne Sportpaket		11.0441-4811.2 250024	ATE
1.4 i (F08, F68, M68)	44	03/93→09/00	←	für Fahrzeuge mit Sportpaket		11.0441-4811.2 250024	ATE
1.6 GSI 16V (F08, F68, M68)	80	03/93→09/00	←	09/93→		11.0441-4811.2 250024	ATE
<b>Bremsschlauch</b>							
1.0 i 12V (F08, F68, M68)	40	11/96→09/00	←		2	24.5231-0320.3 330496	L= 320
1.2 i (F08, F68, M68)	33	03/93→09/00	→		2	24.5233-0200.3 330425	L= 198
1.4 i (F08, F68, M68)	40	03/93→09/00					
1.4 i (F08, F68, M68)	44	03/93→09/00					
1.4 i 16V (F08, F68, M68)	66	09/94→09/00					
1.4 Si (F08, F68, M68)	60	03/93→09/00					
1.5 D (F08, F68, M68)	37	03/93→09/00					
1.5 TD (F08, F68, M68)	49	03/93→09/00					
1.6 i 16V (F08, F68, M68)	74	08/97→09/00					
1.6 i 16V (F08, F68, M68)	78	09/94→09/00					
1.7 D (F08, F68, M68)	44	02/96→09/00					
1.2 i 16V (F08, F68, M68)	48	03/98→09/00	←	04/98→	2	24.5231-0320.3 330496	L= 320
			→	04/98→	2	24.5233-0200.3 330425	L= 198
1.6 GSI 16V (F08, F68, M68)	80	03/93→09/00	←	09/93→	2	24.5231-0320.3 330496	L= 320
			→	09/93→	2	24.5233-0200.3 330425	L= 198
<b>OPEL - CORSA B Kasten/Schrägheck (S93) 08/94→12/01</b>							
<b>Bremssattel</b>							
1.4 i (F08, W5L)	44	08/99→09/00	←			24.3481-9871.5 240677	ATE - Halter
			←			24.3481-9872.5 240678	ATE - Halter
1.7 D (F08, W5L)	44	08/99→09/00	←			24.3481-1733.5 240213	ATE - Halter
			←			24.3481-1734.5 240214	ATE - Halter
<b>Feder, Bremssattel</b>							
1.4 i (F08, W5L)	44	08/99→09/00	←		2	11.8116-0129.1 390591	ATE
1.7 D (F08, W5L)	44	08/99→09/00					
<b>Führungshülzensatz, Bremssattel</b>							
1.4 i (F08, W5L)	44	08/99→09/00	←			11.0101-5407.2 260011	ATE
1.7 D (F08, W5L)	44	08/99→09/00					
<b>Führungsbolzen, Bremssattel</b>							
1.4 i (F08, W5L)	44	08/99→09/00	←		2	11.8171-0008.1 990049	ATE
1.7 D (F08, W5L)	44	08/99→09/00					
<b>Dichtungssatz, Bremssattel</b>							
1.4 i (F08, W5L)	44	08/99→09/00	←			11.0441-4811.2 250024	ATE
1.7 D (F08, W5L)	44	08/99→09/00					
<b>Bremsschlauch</b>							
1.4 i (F08, W5L)	44	08/99→09/00	←		2	24.5231-0320.3 330496	L= 320
1.7 D (F08, W5L)	44	08/99→09/00	→		2	24.5233-0200.3 330425	L= 198
<b>OPEL - CORSA C CC (X01) 09/00→12/09</b>							
<b>Bremssattel</b>							
1.0 (F08, F68)	43	09/00→06/03	←	 ; + ABS		24.3481-1765.5 240369	TRW - Halter
			←	 ; + ABS		24.3481-1766.5 240370	TRW - Halter
			←	 ; - ABS		24.3481-1767.5 240371	TRW - Halter
1.0 (F08, F68)	44	06/03→12/09	←	 ; + ABS; → 09/06		24.3481-1765.5 240369	TRW - Halter
1.2 (F08, F68)	55	09/00→12/09	←	 ; + ABS; → 09/06		24.3481-1766.5 240370	TRW - Halter
1.2 Twinport (F08, F68)	59	07/04→12/09	←	 ; - ABS; → 09/06		24.3481-1767.5 240371	TRW - Halter
1.3 CDTI (F08, F68)	51	06/03→12/09	←	 ; → 09/06		24.3541-1795.5 240788	TRW - Halter
1.4 (F08, F68)	66	09/00→12/09	←	 ; → 09/06		24.3541-1796.5 240789	TRW - Halter
1.4 Twinport (F08, F68)	66	06/03→12/09	←	 ; → 09/06		24.3347-1713.5 240701	TRW - Halter
1.7 DTI (F08, F68)	55	09/00→12/09	→	 ; → 09/06		24.3347-1714.5 240702	TRW - Halter
			→	 ; → 09/06			
↓							








	kW					! #		
<b>OPEL - CORSA C CC (X01) 09/00→12/09</b>								
 <b>Bremssattel</b>								
1.7 CDTI (F08, F68)	74	06/03→12/09	←	☐; → 09/06		2	24.3571-9823.5 240499	ATE - Halter
			←	☐; → 09/06			24.3571-9824.5 240500	ATE - Halter
			→	☐; → 09/06			24.3347-1713.5 240701	TRW - Halter
			→	☐; → 09/06			24.3347-1714.5 240702	TRW - Halter
1.7 DI (F08, F68)	48	09/00→12/09	←	☐; → 09/06		2	24.3481-1765.5 240369	TRW - Halter
			←	☐; → 09/06			24.3481-1766.5 240370	TRW - Halter
			→	☐; → 09/06			24.3347-1713.5 240701	TRW - Halter
			→	☐; → 09/06			24.3347-1714.5 240702	TRW - Halter
1.8 (F08, F68)	92	09/00→12/09	←	☐; nicht für Bremssattelfarbe: rot; → 09/06		2	24.3541-1795.5 240788	TRW - Halter
			←	☐; nicht für Bremssattelfarbe: rot; → 09/06			24.3541-1796.5 240789	TRW - Halter
			→	☐; → 09/06; nicht für Bremssattelfarbe: rot			24.3347-1713.5 240701	TRW - Halter
			→	☐; → 09/06; nicht für Bremssattelfarbe: rot			24.3347-1714.5 240702	TRW - Halter
<b>Feder, Bremssattel</b>								
1.7 CDTI (F08, F68)	74	06/03→12/09	←	→ 09/06		2	11.8116-0292.1 390521	ATE
<b>Führungshülzensatz, Bremssattel</b>								
1.7 CDTI (F08, F68)	74	06/03→12/09	←	→ 09/06			11.0101-5407.2 260011	ATE
<b>Führungsbolzen, Bremssattel</b>								
1.7 CDTI (F08, F68)	74	06/03→12/09		→ 09/06		2	11.8171-0008.1 990049	ATE
<b>Dichtungssatz, Bremssattel</b>								
1.7 CDTI (F08, F68)	74	06/03→12/09	←	→ 09/06			11.0441-5704.2 250034	ATE
 <b>Bremsschlauch</b>								
1.0 (F08, F68)	43	09/00→06/03	←			2	24.5256-0298.3 330756	L= 298
			→			2	24.5240-0195.3 330753	L= 195
1.0 (F08, F68)	44	06/03→12/09	←	→ 09/06		2	24.5256-0298.3 330756	L= 298
1.2 (F08, F68)	55	09/00→12/09						
1.2 Twinport (F08, F68)	59	07/04→12/09	→	→ 09/06		2	24.5240-0195.3 330753	L= 195
1.3 CDTI (F08, F68)	51	06/03→12/09						
1.7 CDTI (F08, F68)	74	06/03→12/09						
1.7 DI (F08, F68)	48	09/00→12/09						
1.7 DTI (F08, F68)	55	09/00→12/09						
1.4 (F08, F68)	66	09/00→12/09	←	→ 09/06		2	24.5256-0298.3 330756	L= 298
1.4 Twinport (F08, F68)	66	06/03→12/09						
1.8 (F08, F68)	92	09/00→12/09						
<b>OPEL - CORSA C Kasten/Schrägheck (X01) 09/00→12/12</b>								
 <b>Bremssattel</b>								
1.2 (F08, W5L)	59	07/05→06/06	←	☐; + ABS			24.3481-1765.5 240369	TRW - Halter
1.2 16V (F08, W5L)	55	09/00→07/03	←	☐; + ABS			24.3481-1766.5 240370	TRW - Halter
			←	☐; - ABS			24.3481-1767.5 240371	TRW - Halter
1.3 CDTI 16V (F08, W5L)	51	07/05→06/06	←	☐			24.3541-1795.5 240788	TRW - Halter
1.7 DTI 16V (F08, W5L)	55	09/00→07/03	←	☐			24.3541-1796.5 240789	TRW - Halter
			→	☐			24.3347-1713.5 240701	TRW - Halter
			→	☐			24.3347-1714.5 240702	TRW - Halter
1.4 (W5L, F08)	66	08/03→06/12	←	☐; → 09/06			24.3541-1795.5 240788	TRW - Halter
			←	☐; → 09/06			24.3541-1796.5 240789	TRW - Halter
			→	☐; → 09/06			24.3347-1713.5 240701	TRW - Halter
			→	☐; → 09/06			24.3347-1714.5 240702	TRW - Halter
1.7 CDTi (F08, W5L)	74	08/03→12/12	←	☐; → 09/06			24.3571-9823.5 240499	ATE - Halter
			←	☐; → 09/06			24.3571-9824.5 240500	ATE - Halter
			→	☐; → 09/06			24.3347-1713.5 240701	TRW - Halter
			→	☐; → 09/06			24.3347-1714.5 240702	TRW - Halter
1.7 DI 16V (F08, W5L)	48	09/00→07/03	←	☐			24.3481-1765.5 240369	TRW - Halter
			←	☐			24.3481-1766.5 240370	TRW - Halter

	kw					! #		
<b>OPEL - CORSA C Kasten/Schrägheck (X01) 09/00→12/12</b>								
 <b>Bremssattel</b>								
1.7 DI 16V (F08, W5L)	48	09/00→07/03	→	☐			24.3347-1713.5 240701	TRW - Halter
			→	☐			24.3347-1714.5 240702	TRW - Halter
<b>Feder, Bremssattel</b>								
1.7 CDTi (F08, W5L)	74	08/03→12/12	←	→ 09/06		2	11.8116-0292.1 390521	ATE
<b>Führungshülzensatz, Bremssattel</b>								
1.7 CDTi (F08, W5L)	74	08/03→12/12	←	→ 09/06			11.0101-5407.2 260011	ATE
<b>Führungsbolzen, Bremssattel</b>								
1.7 CDTi (F08, W5L)	74	08/03→12/12		→ 09/06		2	11.8171-0008.1 990049	ATE
<b>Dichtungssatz, Bremssattel</b>								
1.7 CDTi (F08, W5L)	74	08/03→12/12	←	→ 09/06			11.0441-5704.2 250034	ATE
 <b>Bremsschlauch</b>								
1.2 (F08, W5L)	59	07/05→06/06	←			2	24.5256-0298.3 330756	L= 298
1.2 16V (F08, W5L)	55	09/00→07/03						
1.3 CDTi 16V (F08, W5L)	51	07/05→06/06	→			2	24.5240-0195.3 330753	L= 195
1.7 DI 16V (F08, W5L)	48	09/00→07/03						
1.7 DTi 16V (F08, W5L)	55	09/00→07/03						
1.4 (W5L, F08)	66	08/03→06/12	←	→ 09/06		2	24.5256-0298.3 330756	L= 298
1.7 CDTi (F08, W5L)	74	08/03→12/12	←	→ 09/06		2	24.5256-0298.3 330756	L= 298
			→	→ 09/06		2	24.5240-0195.3 330753	L= 195
<b>OPEL - CORSA D (S07) 07/06→08/14</b>								
 <b>Bremssattel</b>								
1.0 (L08, L68)	44	07/06→12/10	←	☐; 10/06→; V			24.3541-1769.5 240601	BOS - Halter
1.2 (L08, L68)	59	07/06→08/14	←	☐; 10/06→; V			24.3541-1770.5 240602	BOS - Halter
1.4 (L08, L68)	66	07/06→08/14						
1.4 LPG (L08, L68)	66	08/06→12/11						
1.0 (L08, L68)	48	12/09→08/14	←	☐; V			24.3541-1769.5 240601	BOS - Halter
1.2 (L08, L68)	51	12/09→08/14	←	☐; V			24.3541-1770.5 240602	BOS - Halter
1.2 (L08, L68)	63	12/09→08/14	←	☐; V				
1.2 LPG (L08, L68)	59	08/06→08/14						
1.2 LPG (L08, L68)	61	06/11→08/14						
1.2 LPG (L08, L68)	63	06/11→08/14						
1.4 (L08, L68)	64	09/09→08/14						
1.4 (L08, L68)	74	12/09→08/14						
1.4 LPG (L08, L68)	64	09/09→08/14						
1.3 CDTi (L08, L68)	55	07/06→08/14	←	☐; 10/06→; für Bremsscheibendurchmesser [mm]: 257; V			24.3541-1769.5 240601	BOS - Halter
			←	☐; 10/06→; für Bremsscheibendurchmesser [mm]: 257; V			24.3541-1770.5 240602	BOS - Halter
			←	☐; 10/06→; für Bremsscheibendurchmesser [mm]: 284			24.3541-1829.5 240721	BOS - Halter
			←	☐; 10/06→; für Bremsscheibendurchmesser [mm]: 284			24.3541-1830.5 240722	BOS - Halter
1.3 CDTi (L08, L68)	66	07/06→06/11	←	☐; 10/06→			24.3541-1829.5 240721	BOS - Halter
			←	☐; 10/06→			24.3541-1830.5 240722	BOS - Halter
1.3 CDTi (L08, L68)	70	06/09→08/14	←	☐; für Bremsscheibendurchmesser [mm]: 257; V			24.3541-1769.5 240601	BOS - Halter
			←	☐; für Bremsscheibendurchmesser [mm]: 257; V			24.3541-1770.5 240602	BOS - Halter
			←	☐; für Bremsscheibendurchmesser [mm]: 284			24.3541-1829.5 240721	BOS - Halter
			←	☐; für Bremsscheibendurchmesser [mm]: 284			24.3541-1830.5 240722	BOS - Halter
1.6 Turbo (L08, L68)	110	05/07→08/14	←	☐; 06/07→			24.3571-9823.5 240499	ATE - Halter
			←	☐; 06/07→			24.3571-9824.5 240500	ATE - Halter
1.6 Turbo (L08, L68)	141	11/06→08/14	←	☐; 03/07→			24.3571-9823.5 240499	ATE - Halter
↓								







	kw					! #		
<b>OPEL - CORSA D (S07) 07/06→08/14</b>								
 <b>Bremssattel</b>								
1.6 Turbo (L08, L68)	141	11/06→08/14	←	☐; 03/07→			24.3571-9824.5 240500	ATE - Halter
<b>Feder, Bremssattel</b>								
1.6 Turbo (L08, L68)	110	05/07→08/14	←	06/07→	2	11.8116-0292.1 390521		ATE
1.6 Turbo (L08, L68)	141	11/06→08/14		03/07→	2	11.8116-0292.1 390521		ATE
1.6 Turbo (L08, L68)	155	06/11→08/14			2	11.8116-0292.1 390521		ATE
<b>Führungsbolzen, Bremssattel</b>								
1.6 Turbo (L08, L68)	110	05/07→08/14		06/07→	2	11.8171-0008.1 990049		ATE
1.6 Turbo (L08, L68)	141	11/06→08/14		03/07→	2	11.8171-0008.1 990049		ATE
1.6 Turbo (L08, L68)	155	06/11→08/14			2	11.8171-0008.1 990049		ATE
<b>Dichtungssatz, Bremssattel</b>								
1.6 Turbo (L08, L68)	110	05/07→08/14	←	06/07→		11.0441-5704.2 250034		ATE
1.6 Turbo (L08, L68)	141	11/06→08/14	←	03/07→		11.0441-5704.2 250034		ATE
1.6 Turbo (L08, L68)	155	06/11→08/14	←			11.0441-5704.2 250034		ATE
 <b>Bremsschlauch</b>								
1.0 (L08, L68)	44	07/06→12/10	←	10/06→	2	24.5112-0402.3 331297		L= 402
1.2 (L08, L68)	59	07/06→08/14	→	10/06→; Scheibenbremse	2	24.5112-0142.3 331016		L= 142
1.3 CDTI (L08, L68)	55	07/06→08/14						
1.3 CDTI (L08, L68)	66	07/06→06/11						
1.4 (L08, L68)	66	07/06→08/14						
1.4 LPG (L08, L68)	66	08/06→12/11						
1.7 CDTI (L08, L68)	92	08/06→12/11						
1.0 (L08, L68)	48	12/09→08/14	←		2	24.5112-0402.3 331297		L= 402
1.2 (L08, L68)	51	12/09→08/14	→	Scheibenbremse	2	24.5112-0142.3 331016		L= 142
1.2 (L08, L68)	63	12/09→08/14						
1.2 LPG (L08, L68)	59	08/06→08/14						
1.2 LPG (L08, L68)	61	06/11→08/14						
1.2 LPG (L08, L68)	63	06/11→08/14						
1.3 CDTI (L08, L68)	70	06/09→08/14						
1.4 (L08, L68)	64	09/09→08/14						
1.4 (L08, L68)	74	12/09→08/14						
1.4 LPG (L08, L68)	64	09/09→08/14						
1.7 CDTI (L08, L68)	96	12/09→08/14						
1.4 (L08, L68)	88	07/12→08/14	→	Scheibenbremse	2	24.5112-0142.3 331016		L= 142
1.6 Turbo (L08, L68)	155	06/11→08/14						
1.6 Turbo (L08, L68)	110	05/07→08/14	→	06/07→; Scheibenbremse	2	24.5112-0142.3 331016		L= 142
1.6 Turbo (L08, L68)	141	11/06→08/14	→	03/07→; Scheibenbremse	2	24.5112-0142.3 331016		L= 142
<b>OPEL - CORSA D Kasten/Schrägheck (S07) 07/06→08/14</b>								
 <b>Bremssattel</b>								
1.0 (L08)	44	08/06→08/14	←	☐; 10/06→; V		24.3541-1769.5 240601		BOS - Halter
			←	☐; 10/06→; V		24.3541-1770.5 240602		BOS - Halter
1.0 (L08)	48	01/10→08/14	←	☐; V		24.3541-1769.5 240601		BOS - Halter
1.2 (L08)	51	01/10→08/14						
1.2 (L08)	59	08/06→08/14	←	☐; V		24.3541-1770.5 240602		BOS - Halter
1.2 (L08)	63	06/10→08/14						
1.4 (L08)	74	07/12→08/14						
1.3 CDTI (L08)	55	07/06→08/14	←	☐; 10/06→; für Bremsscheibendurchmesser [mm]: 257; V		24.3541-1769.5 240601		BOS - Halter
			←	☐; 10/06→; für Bremsscheibendurchmesser [mm]: 257; V		24.3541-1770.5 240602		BOS - Halter
			←	☐; 10/06→; für Bremsscheibendurchmesser [mm]: 284		24.3541-1829.5 240721		BOS - Halter
			←	☐; 10/06→; für Bremsscheibendurchmesser [mm]: 284		24.3541-1830.5 240722		BOS - Halter
1.3 CDTI (L08)	66	07/06→06/10	←	☐; 10/06→		24.3541-1829.5 240721		BOS - Halter
			←	☐; 10/06→		24.3541-1830.5 240722		BOS - Halter
1.3 CDTI (L08)	70	11/09→08/14	←	☐; für Bremsscheibendurchmesser [mm]: 257; V		24.3541-1769.5 240601		BOS - Halter
			←	☐; für Bremsscheibendurchmesser [mm]: 257; V		24.3541-1770.5 240602		BOS - Halter
↓								










	kw			 	! #		
<b>OPEL - CORSA D Kasten/Schrägheck (S07) 07/06→08/14</b>							
 <b>Bremssattel</b>							
1.3 CDTI (L08)	70	11/09→08/14	←	☐; für Bremsscheibendurchmesser [mm]: 284		24.3541-1829.5 240721	BOS - Halter
			←	☐; für Bremsscheibendurchmesser [mm]: 284		24.3541-1830.5 240722	BOS - Halter
 <b>Bremsschlauch</b>							
1.0 (L08)	44	08/06→08/14	←	10/06→	2	24.5112-0402.3 331297	L= 402
1.3 CDTI (L08)	55	07/06→08/14	→	10/06→; Scheibenbremse	2	24.5112-0142.3 331016	L= 142
1.3 CDTI (L08)	66	07/06→06/10	→				
1.0 (L08)	48	01/10→08/14	←		2	24.5112-0402.3 331297	L= 402
1.2 (L08)	51	01/10→08/14	→				
1.2 (L08)	59	08/06→08/14	→	Scheibenbremse	2	24.5112-0142.3 331016	L= 142
1.2 (L08)	63	06/10→08/14					
1.3 CDTI (L08)	70	11/09→08/14					
1.4 (L08)	74	07/12→08/14					
1.7 CDTI (L08)	96	07/12→08/14					
1.4 (L08)	88	07/12→08/14	→	Scheibenbremse	2	24.5112-0142.3 331016	L= 142
<b>OPEL - CORSA E (X15) 09/14→</b>							
 <b>Bremssattel</b>							
1.0 (08, 68)	66	09/14→	←	☐; 11/14→; für Bremsscheibendurchmesser [mm]: 308		24.3571-9823.5 240499	ATE - Halter
1.0 (08, 68)	85	09/14→					
1.2 (08, 68)	51	09/14→					
1.3 CDTI (08, 68)	55	09/14→	←	☐; 11/14→; für Bremsscheibendurchmesser [mm]: 308		24.3571-9824.5 240500	ATE - Halter
1.3 CDTI (08, 68)	70	09/14→					
1.4 (08, 68)	55	09/14→					
1.4 (08, 68)	66	09/14→					
1.4 Turbo (08, 68)	74	09/14→06/19					
1.4 LPG (08, 68)	64	11/15→	←	☐; für Bremsscheibendurchmesser [mm]: 308		24.3571-9823.5 240499	ATE - Halter
1.4 LPG (08, 68)	66	03/15→					
1.4 Turbo (08, 68)	110	03/15→	←	☐; für Bremsscheibendurchmesser [mm]: 308		24.3571-9824.5 240500	ATE - Halter
<b>Feder, Bremssattel</b>							
1.0 (08, 68)	66	09/14→		11/14→; für Bremsscheibendurchmesser [mm]: 257	2	11.8116-0264.1 390594	ATE
1.0 (08, 68)	85	09/14→					
1.2 (08, 68)	51	09/14→					
1.3 CDTI (08, 68)	55	09/14→		11/14→; für Bremsscheibendurchmesser [mm]: 308	2	11.8116-0292.1 390521	ATE
1.3 CDTI (08, 68)	70	09/14→					
1.4 (08, 68)	55	09/14→					
1.4 (08, 68)	66	09/14→	←	11/14→; für Bremsscheibendurchmesser [mm]: 284	2	11.8116-0356.1 390586	ATE
1.4 Turbo (08, 68)	74	09/14→06/19					
1.4 LPG (08, 68)	64	11/15→		für Bremsscheibendurchmesser [mm]: 257	2	11.8116-0264.1 390594	ATE
1.4 LPG (08, 68)	66	03/15→		für Bremsscheibendurchmesser [mm]: 308	2	11.8116-0292.1 390521	ATE
1.4 Turbo (08, 68)	110	03/15→	←	für Bremsscheibendurchmesser [mm]: 284	2	11.8116-0356.1 390586	ATE
<b>Führungshülzensatz, Bremssattel</b>							
1.0 (08, 68)	66	09/14→	←	11/14→; für Bremsscheibendurchmesser [mm]: 308		11.0101-5407.2 260011	ATE
1.0 (08, 68)	85	09/14→					
1.2 (08, 68)	51	09/14→					
1.3 CDTI (08, 68)	55	09/14→					
1.3 CDTI (08, 68)	70	09/14→					
1.4 (08, 68)	55	09/14→					
1.4 (08, 68)	66	09/14→					
1.4 Turbo (08, 68)	74	09/14→06/19					
1.4 LPG (08, 68)	64	11/15→	←	für Bremsscheibendurchmesser [mm]: 308		11.0101-5407.2 260011	ATE
1.4 LPG (08, 68)	66	03/15→					
1.4 Turbo (08, 68)	110	03/15→					
<b>Führungsbolzen, Bremssattel</b>							
1.0 (08, 68)	66	09/14→		11/14→; für Bremsscheibendurchmesser [mm]: 308	2	11.8171-0008.1 990049	ATE
1.0 (08, 68)	85	09/14→					
1.2 (08, 68)	51	09/14→					
1.3 CDTI (08, 68)	55	09/14→					
1.3 CDTI (08, 68)	70	09/14→					
1.4 (08, 68)	55	09/14→					
1.4 (08, 68)	66	09/14→					
1.4 Turbo (08, 68)	74	09/14→06/19					
↓							















	kw			 	! #		
<b>OPEL - CORSA E (X15) 09/14→</b>							
<b>Führungsbolzen, Bremsattel</b>							
1.4 LPG (08, 68)	64	11/15→		für Bremsscheibendurchmesser [mm]:	2	11.8171-0008.1 990049	ATE
1.4 LPG (08, 68)	66	03/15→		308			
1.4 Turbo (08, 68)	110	03/15→					
<b>Dichtungssatz, Bremsattel</b>							
1.0 (08, 68)	66	09/14→	←	11/14→;		11.0441-5704.2 250034	ATE
1.0 (08, 68)	85	09/14→		für Bremsscheibendurchmesser [mm]:			
1.2 (08, 68)	51	09/14→		308			
1.3 CDTI (08, 68)	55	09/14→					
1.3 CDTI (08, 68)	70	09/14→					
1.4 (08, 68)	55	09/14→					
1.4 (08, 68)	66	09/14→					
1.4 Turbo (08, 68)	74	09/14→06/19					
1.4 LPG (08, 68)	64	11/15→	←	für Bremsscheibendurchmesser [mm]:		11.0441-5704.2 250034	ATE
1.4 LPG (08, 68)	66	03/15→		308			
1.4 Turbo (08, 68)	110	03/15→					
<b>Bremsschlauch</b>							
1.0 (08, 68)	66	09/14→	→	am Bremsattel; 11/14→;	2	24.5112-0142.3 331016	L= 142
1.0 (08, 68)	85	09/14→		Scheibenbremse			
1.2 (08, 68)	51	09/14→					
1.3 CDTI (08, 68)	55	09/14→					
1.3 CDTI (08, 68)	70	09/14→					
1.4 (08, 68)	55	09/14→					
1.4 (08, 68)	66	09/14→					
1.4 Turbo (08, 68)	74	09/14→06/19					
1.4 LPG (08, 68)	64	11/15→	→	am Bremsattel; Scheibenbremse	2	24.5112-0142.3 331016	L= 142
1.4 LPG (08, 68)	66	03/15→					
1.4 Turbo (08, 68)	110	03/15→					
1.6 Turbo (08, 68)	152	03/15→	→	am Bremsattel	2	24.5112-0142.3 331016	L= 142
<b>OPEL - CORSA E Kasten/Schrägheck (X15) 09/14→</b>							
<b>Bremssattel</b>							
1.2 (08)	51	01/15→	←	☐;		24.3571-9823.5 240499	ATE - Halter
1.3 CDTI (08)	55	01/15→		für Bremsscheibendurchmesser [mm]:			
			←	☐;		24.3571-9824.5 240500	ATE - Halter
				für Bremsscheibendurchmesser [mm]:			
				308			
1.3 CDTI (08)	70	09/14→	←	☐; 11/14→;		24.3571-9823.5 240499	ATE - Halter
1.4 (08)	55	09/14→		für Bremsscheibendurchmesser [mm]:			
1.4 (08)	66	09/14→		308			
			←	☐; 11/14→;		24.3571-9824.5 240500	ATE - Halter
				für Bremsscheibendurchmesser [mm]:			
				308			
<b>Feder, Bremsattel</b>							
1.2 (08)	51	01/15→		für Bremsscheibendurchmesser [mm]:	2	11.8116-0264.1 390594	ATE
1.3 CDTI (08)	55	01/15→		257			
				für Bremsscheibendurchmesser [mm]:	2	11.8116-0292.1 390521	ATE
				308			
			←	für Bremsscheibendurchmesser [mm]:	2	11.8116-0356.1 390586	ATE
				284			
1.3 CDTI (08)	70	09/14→		11/14→;	2	11.8116-0264.1 390594	ATE
1.4 (08)	55	09/14→		für Bremsscheibendurchmesser [mm]:			
1.4 (08)	66	09/14→		257			
				11/14→;	2	11.8116-0292.1 390521	ATE
				für Bremsscheibendurchmesser [mm]:			
				308			
			←	11/14→;	2	11.8116-0356.1 390586	ATE
				für Bremsscheibendurchmesser [mm]:			
				284			
<b>Führungshülzensatz, Bremsattel</b>							
1.2 (08)	51	01/15→	←	für Bremsscheibendurchmesser [mm]:		11.0101-5407.2 260011	ATE
1.3 CDTI (08)	55	01/15→		308			
1.3 CDTI (08)	70	09/14→	←	11/14→;		11.0101-5407.2 260011	ATE
1.4 (08)	55	09/14→		für Bremsscheibendurchmesser [mm]:			
1.4 (08)	66	09/14→		308			
<b>Führungsbolzen, Bremsattel</b>							
1.2 (08)	51	01/15→		für Bremsscheibendurchmesser [mm]:	2	11.8171-0008.1 990049	ATE
1.3 CDTI (08)	55	01/15→		308			
1.3 CDTI (08)	70	09/14→		11/14→;	2	11.8171-0008.1 990049	ATE
1.4 (08)	55	09/14→		für Bremsscheibendurchmesser [mm]:			
1.4 (08)	66	09/14→		308			
↓							




	kw				! #		
<b>OPEL - CORSA E Kasten/Schrägheck (X15) 09/14→</b>							
<b>Dichtungssatz, Bremssattel</b>							
1.2 (08)	51	01/15→	←	für Bremsscheibendurchmesser [mm]: 308		11.0441-5704.2 250034	ATE
1.3 CDTI (08)	55	01/15→					
1.3 CDTI (08)	70	09/14→	←	11/14→;		11.0441-5704.2 250034	ATE
1.4 (08)	55	09/14→		für Bremsscheibendurchmesser [mm]:			
1.4 (08)	66	09/14→		308			
<b>Bremsschlauch</b>							
1.2 (08)	51	01/15→	→	am Bremssattel; Scheibenbremse	2	24.5112-0142.3 331016	L= 142
1.3 CDTI (08)	55	01/15→					
1.3 CDTI (08)	70	09/14→	→	am Bremssattel; 11/14→;	2	24.5112-0142.3 331016	L= 142
1.4 (08)	55	09/14→		Scheibenbremse			
1.4 (08)	66	09/14→					
<b>OPEL - FRONTERA A (U92) 03/92→10/98</b>							
<b>Bremssattel</b>							
2.2 i (54MWL4)	100	03/95→10/98	←	☐; SV720103→		24.3601-1717.5 240391	AKE - Halter
2.3 TD (5JMWL4)	74	03/92→10/98	←	☐; SV720103→		24.3601-1718.5 240392	AKE - Halter
2.4 i (53MWL4)	92	03/92→10/98	←	☐; SV720103→			
2.5 TDS	85	09/96→10/98	→	☐; SV720103→		24.3411-1701.5 240361	AKE - Halter
2.8 TD (5BMWL4, 5BSUD2)	83	03/95→08/98	→	☐; SV720103→		24.3411-1702.5 240362	AKE - Halter
<b>OPEL - FRONTERA A Sport (U92) 03/92→10/98</b>							
<b>Bremssattel</b>							
2.0 i (52SUD2, 55SUD2)	85	03/92→10/98	←	☐; SV720103→		24.3601-1717.5 240391	AKE - Halter
2.5 TDS	85	09/96→10/98	←	☐; SV720103→		24.3601-1718.5 240392	AKE - Halter
2.8 TD (5BSUD2)	83	03/95→08/98	→	☐; SV720103→		24.3411-1701.5 240361	AKE - Halter
			→	☐; SV720103→		24.3411-1702.5 240362	AKE - Halter
<b>OPEL - FRONTERA B (U99) 09/98→07/04</b>							
<b>Bremssattel</b>							
2.2 DTI (6B_66, 6B_76)	88	09/02→07/04	←	☐; → 02/04		24.3601-1717.5 240391	AKE - Halter
2.2 i (6B_ZC, 6B_VF, 6B_66, 6B_76)	100	10/98→07/04	←	☐; → 02/04		24.3601-1718.5 240392	AKE - Halter
3.2 i (6B1VF, 6B1_6)	151	10/98→07/04	→	☐; → 02/04		24.3411-1701.5 240361	AKE - Halter
			→	☐; → 02/04		24.3411-1702.5 240362	AKE - Halter
2.2 DTI (6B_ZC, 6B_VF, 6B_66, 6B_76)	85	09/98→12/03	←	☐		24.3601-1717.5 240391	AKE - Halter
			←	☐		24.3601-1718.5 240392	AKE - Halter
			→	☐		24.3411-1701.5 240361	AKE - Halter
			→	☐		24.3411-1702.5 240362	AKE - Halter
<b>Bremsschlauch</b>							
2.2 DTI (6B_66, 6B_76)	88	09/02→07/04	←	→ 02/04	2	24.5277-0420.3 330944	L= 420
2.2 i (6B_ZC, 6B_VF, 6B_66, 6B_76)	100	10/98→07/04	→	→ 02/04	1	24.5278-0335.3 330945	L= 335
3.2 i (6B1VF, 6B1_6)	151	10/98→07/04	→	→ 02/04	2	24.5290-0180.3 331028	L= 180
2.2 DTI (6B_ZC, 6B_VF, 6B_66, 6B_76)	85	09/98→12/03	←		2	24.5277-0420.3 330944	L= 420
			→		1	24.5278-0335.3 330945	L= 335
			→		2	24.5290-0180.3 331028	L= 180
<b>OPEL - GRANDLAND X (A18) 06/17→</b>							
<b>Führungsbolzen, Bremssattel</b>							
1.2 (75)	96	06/17→	←			11.8171-0008.1 990049	ATE
1.5 Turbo D (75)	75	06/18→					
1.5 Turbo D (75)	96	04/18→					
1.6 Turbo	110	12/19→					
1.6 Turbo (75)	133	09/18→					
1.6 Turbo D (75)	88	06/17→					
2.0 D (75)	130	11/17→					
<b>Dichtungssatz, Bremssattel</b>							
1.2 (75)	96	06/17→	←			11.0441-6008.2 250038	ATE für Kolben-Ø [mm]: 60
1.5 Turbo D (75)	75	06/18→					
1.5 Turbo D (75)	96	04/18→					
1.6 Turbo	110	12/19→					
1.6 Turbo (75)	133	09/18→					
1.6 Turbo D (75)	88	06/17→					
2.0 D (75)	130	11/17→					

	kW			 	! #		
<b>OPEL - GRANDLAND X Van 06/17→</b>							
<b>Führungsbolzen, Bremsattel</b>							
1.2 (75)	96	04/18→	←			11.8171-0008.1	990049 ATE
1.5 (75)	96	04/18→					
2.0 CDTI (75)	130	11/17→					
<b>Dichtungssatz, Bremsattel</b>							
1.2 (75)	96	04/18→	←			11.0441-6008.2	250038 ATE für Kolben-Ø [mm]: 60
1.5 (75)	96	04/18→					
2.0 CDTI (75)	130	11/17→					
<b>OPEL - GT Cabriolet (M07) 06/07→12/11</b>							
<b>Feder, Bremsattel</b>							
2.0 (G67)	194	06/07→12/11	→	→ 07/09	2	11.8116-0340.1	390595 ATE
<b>OPEL - INSIGNIA A (G09) 07/08→03/17</b>							
 <b>Bremsattel</b>							
1.4 (68)	103	04/11→03/17	→	☐; 06/11→; für Bremsscheibendurchmesser [mm]: 315; + eFSB		24.3417-1715.5	240890 TRW - Halter
			→	☐; 06/11→; für Bremsscheibendurchmesser [mm]: 315; + eFSB		24.3417-1716.5	240891 TRW - Halter
1.4 LPG (68)	103	07/12→03/17	→	☐; 06/11→; für Bremsscheibendurchmesser [mm]: 315; + eFSB		24.3417-1715.5	240890 TRW - Halter
1.6 (68)	85	07/08→03/17	→				
1.6 CDTi (68)	88	07/15→03/17	→				
1.6 CDTi (68)	100	07/15→03/17	→	☐; 06/11→; für Bremsscheibendurchmesser [mm]: 315; + eFSB		24.3417-1716.5	240891 TRW - Halter
1.6 SIDI (68)	125	03/13→03/17	→				
1.8 (68)	103	07/08→03/17	→				
2.0 Biturbo CDTI (68)	140	07/08→12/11	→				
2.0 Biturbo CDTI (68)	143	01/12→03/17	→				
2.0 Biturbo CDTI 4x4 (68)	140	05/09→12/11	→				
2.0 Biturbo CDTI 4x4 (68)	143	01/12→03/17	→				
2.0 CDTI (68)	81	07/08→03/17	→				
2.0 CDTI (68)	96	07/08→03/17	→				
2.0 CDTI (68)	118	07/08→03/17	→				
2.0 CDTI (68)	120	07/13→03/17	→				
2.0 CDTI (68)	125	11/14→03/17	→				
2.0 CDTI 4x4 (68)	118	06/10→03/17	→				
2.0 CDTI 4x4 (68)	120	07/13→03/17	→				
2.0 CDTI 4x4 (68)	125	11/14→03/17	→				
2.0 E85 Turbo (68)	162	10/10→03/17	→				
2.0 Turbo (68)	162	07/08→03/17	→				
2.0 Turbo (68)	184	04/14→03/17	→				
2.0 Turbo 4x4 (68)	162	07/08→03/17	→				
1.6 Turbo (68)	132	07/08→03/17	→	☐; 10/08→; für Bremsscheibendurchmesser [mm]: 315; + eFSB		24.3417-1715.5	240890 TRW - Halter
			→	☐; 10/08→; für Bremsscheibendurchmesser [mm]: 315; + eFSB		24.3417-1716.5	240891 TRW - Halter
2.0 CDTI (68)	88	03/12→03/17	→	☐; 03/13→; für Bremsscheibendurchmesser [mm]: 315; + eFSB		24.3417-1715.5	240890 TRW - Halter
			→	☐; 03/13→; für Bremsscheibendurchmesser [mm]: 315; + eFSB		24.3417-1716.5	240891 TRW - Halter
2.0 CDTI (68)	103	06/13→03/17	→	☐; 07/13→; für Bremsscheibendurchmesser [mm]: 315; + eFSB		24.3417-1715.5	240890 TRW - Halter
			→	☐; 07/13→; für Bremsscheibendurchmesser [mm]: 315; + eFSB		24.3417-1716.5	240891 TRW - Halter
2.0 Turbo 4x4 (68)	184	07/11→03/17	→	☐; 09/11→; für Bremsscheibendurchmesser [mm]: 315; + eFSB		24.3417-1715.5	240890 TRW - Halter
			→	☐; 09/11→; für Bremsscheibendurchmesser [mm]: 315; + eFSB		24.3417-1716.5	240891 TRW - Halter
 <b>Bremsschlauch</b>							
1.4 (68)	103	04/11→03/17	←	06/11→; für Bremsscheibendurchmesser [mm]: 337	2	24.5176-0464.3	331511 L= 464
			←	06/11→; für Bremsscheibendurchmesser [mm]: 296 / 321	2	24.5176-0494.3	331447 L= 494
↓							

	kw			 	! #		
<b>OPEL - INSIGNIA A (G09) 07/08→03/17</b>							
 <b>Bremsschlauch</b>							
1.4 (68)	103	04/11→03/17	➔	06/11→	2	24.5176-0384.3 331373	L= 384
1.4 LPG (68)	103	07/12→03/17	➔	für Bremsscheibendurchmesser [mm]:	2	24.5176-0464.3 331511	L= 464
1.6 (68)	85	07/08→03/17		337			
1.6 CDTi (68)	88	07/15→03/17	➔	für Bremsscheibendurchmesser [mm]:	2	24.5176-0494.3 331447	L= 494
1.6 CDTi (68)	100	07/15→03/17		296 / 321			
1.6 SIDI (68)	125	03/13→03/17	➔		2	24.5176-0384.3 331373	L= 384
1.8 (68)	103	07/08→03/17					
2.0 Biturbo CDTi (68)	140	07/08→12/11					
2.0 Biturbo CDTi (68)	143	01/12→03/17					
2.0 Biturbo CDTi 4x4 (68)	140	05/09→12/11					
2.0 Biturbo CDTi 4x4 (68)	143	01/12→03/17					
2.0 CDTi (68)	81	07/08→03/17					
2.0 CDTi (68)	96	07/08→03/17					
2.0 CDTi (68)	103	06/13→03/17					
2.0 CDTi (68)	118	07/08→03/17					
2.0 CDTi (68)	120	07/13→03/17					
2.0 CDTi (68)	125	11/14→03/17					
2.0 CDTi 4x4 (68)	118	06/10→03/17					
2.0 CDTi 4x4 (68)	120	07/13→03/17					
2.0 CDTi 4x4 (68)	125	11/14→03/17					
2.0 E85 Turbo (68)	162	10/10→03/17					
2.0 Turbo (68)	162	07/08→03/17					
2.0 Turbo (68)	184	04/14→03/17					
2.0 Turbo 4x4 (68)	162	07/08→03/17					
2.0 Turbo 4x4 (68)	184	07/11→03/17					
2.8 V6 Turbo 4x4 (68)	191	07/08→03/17					
1.6 Turbo (68)	132	07/08→03/17	➔	10/08→;	2	24.5176-0464.3 331511	L= 464
			➔	für Bremsscheibendurchmesser [mm]:	2	24.5176-0494.3 331447	L= 494
				337			
			➔	10/08→;	2	24.5176-0494.3 331447	L= 494
				für Bremsscheibendurchmesser [mm]:			
				296 / 321			
			➔	10/08→	2	24.5176-0384.3 331373	L= 384
2.0 CDTi (68)	88	03/12→03/17	➔	03/13→;	2	24.5176-0464.3 331511	L= 464
				für Bremsscheibendurchmesser [mm]:			
				337			
			➔	03/13→;	2	24.5176-0494.3 331447	L= 494
				für Bremsscheibendurchmesser [mm]:			
				296 / 321			
			➔	03/13→	2	24.5176-0384.3 331373	L= 384
2.8 V6 Turbo OPC 4x4 (68)	239	07/09→03/17	➔		2	24.5176-0384.3 331373	L= 384
<b>OPEL - INSIGNIA A Country Tourer (G09) 07/08→03/17</b>							
 <b>Bremssattel</b>							
1.6 CDTi (47)	88	07/15→03/17	➔	 ;		24.3417-1715.5 240890	TRW - Halter
1.6 CDTi (47)	100	07/15→03/17		für Bremsscheibendurchmesser [mm]:			
1.6 SIDI (47)	125	07/14→03/17		315; + eFSB			
2.0 CDTi (47)	88	03/12→03/17	➔	 ;		24.3417-1716.5 240891	TRW - Halter
2.0 CDTi (47)	96	07/08→03/17		für Bremsscheibendurchmesser [mm]:			
2.0 CDTi (47)	120	07/14→03/17		315; + eFSB			
2.0 CDTi (47)	125	11/14→03/17					
2.0 CDTi 4x4 (47)	120	09/13→03/17					
2.0 CDTi 4x4 (47)	125	11/14→03/17					
2.0 CDTi 4x4 (47)	143	09/13→03/17					
2.0 Turbo 4x4 (47)	184	09/13→03/17					
 <b>Bremsschlauch</b>							
1.6 CDTi (47)	88	07/15→03/17	➔	für Bremsscheibendurchmesser [mm]:	2	24.5176-0464.3 331511	L= 464
1.6 CDTi (47)	100	07/15→03/17		337			
1.6 SIDI (47)	125	07/14→03/17	➔	für Bremsscheibendurchmesser [mm]:	2	24.5176-0494.3 331447	L= 494
2.0 CDTi (47)	88	03/12→03/17		296 / 321			
2.0 CDTi (47)	96	07/08→03/17	➔		2	24.5176-0384.3 331373	L= 384
2.0 CDTi (47)	120	07/14→03/17					
2.0 CDTi (47)	125	11/14→03/17					
2.0 CDTi 4x4 (47)	125	11/14→03/17					
2.0 CDTi 4x4 (47)	143	09/13→03/17					
2.0 CDTi 4x4 (47)	120	09/13→03/17	➔	→ D1999999;	2	24.5176-0464.3 331511	L= 464
2.0 Turbo 4x4 (47)	184	09/13→03/17		für Bremsscheibendurchmesser [mm]:			
				337			
			➔	E1000001→;	2	24.5176-0494.3 331447	L= 494
				für Bremsscheibendurchmesser [mm]:			
				296 / 321			
			➔	→ D1999999;	2	24.5176-0494.3 331447	L= 494
				für Bremsscheibendurchmesser [mm]:			
				296 / 321			
			➔		2	24.5176-0384.3 331373	L= 384

**OPEL - INSIGNIA A Sports Tourer (G09) 07/08→03/17**


 **Bremssattel**

1.4 (35) 1.4 LPG (35) 1.6 (35) 1.6 CDTi (35) 1.6 CDTi (35) 1.6 SIDI (35) 1.6 Turbo (35) 1.8 (35) 2.0 Biturbo CDTi (35) 2.0 Biturbo CDTi (35) 2.0 Biturbo CDTi 4x4 (35) 2.0 Biturbo CDTi 4x4 (35) 2.0 CDTi (35) 2.0 CDTi (35) 2.0 CDTi (35) 2.0 CDTi (35) 2.0 CDTi (35) 2.0 CDTi (35) 2.0 CDTi 4x4 (35) 2.0 CDTi 4x4 (35) 2.0 CDTi 4x4 (35) 2.0 E85 Turbo (35) 2.0 Turbo (35) 2.0 Turbo (35) 2.0 Turbo 4x4 (35) 2.0 Turbo 4x4 (35)	103 103 85 88 100 125 132 103 140 143 140 143 81 96 103 118 120 125 118 120 125 118 120 125 162 162 184 162 184	09/11→06/13 07/12→06/13 07/08→06/12 07/15→01/17 07/15→12/16 03/13→11/14 01/09→06/13 07/08→06/13 07/08→03/17 01/12→06/15 07/08→03/17 01/12→06/15 07/08→06/13 07/08→06/15 07/13→06/15 07/08→06/15 07/13→06/15 11/14→12/16 06/10→06/15 07/13→06/15 11/14→12/16 09/10→11/11 07/08→06/13 04/14→11/14 07/08→06/11 09/11→06/13	➔	<input type="checkbox"/> ; für Bremsscheibendurchmesser [mm]: 315; + eFSB	2	24.3417-1715.5	240890	TRW - Halter
			➔	<input type="checkbox"/> ; für Bremsscheibendurchmesser [mm]: 315; + eFSB	2	24.3417-1716.5	240891	TRW - Halter
		03/12→06/15	➔	<input type="checkbox"/> ; 03/13→; für Bremsscheibendurchmesser [mm]: 315; + eFSB	2	24.3417-1715.5	240890	TRW - Halter
			➔	<input type="checkbox"/> ; 03/13→; für Bremsscheibendurchmesser [mm]: 315; + eFSB	2	24.3417-1716.5	240891	TRW - Halter









 **Bremsschlauch**





































1.4 (35) 1.4 LPG (35) 1.6 (35) 1.6 CDTi (35) 1.6 CDTi (35) 1.6 SIDI (35) 1.6 Turbo (35) 1.8 (35) 2.0 Biturbo CDTi (35) 2.0 Biturbo CDTi (35) 2.0 Biturbo CDTi 4x4 (35) 2.0 Biturbo CDTi 4x4 (35) 2.0 CDTi (35) 2.0 CDTi (35) 2.0 CDTi (35) 2.0 CDTi (35) 2.0 CDTi (35) 2.0 CDTi 4x4 (35) 2.0 CDTi 4x4 (35) 2.0 CDTi 4x4 (35) 2.0 E85 Turbo (35) 2.0 Turbo (35) 2.0 Turbo (35) 2.0 Turbo 4x4 (35) 2.0 Turbo 4x4 (35)	103 103 85 88 100 125 132 103 140 143 140 143 81 96 103 118 120 125 118 120 125 118 120 125 162 162 184 162 184	09/11→06/13 07/12→06/13 07/08→06/12 07/15→01/17 07/15→12/16 03/13→11/14 01/09→06/13 07/08→06/13 07/08→03/17 01/12→06/15 07/08→03/17 01/12→06/15 07/08→06/13 07/08→06/15 07/13→06/15 07/08→06/15 07/13→06/15 11/14→12/16 06/10→06/15 07/13→06/15 11/14→12/16 09/10→11/11 07/08→06/13 04/14→11/14 07/08→06/11 09/11→06/13	←	für Bremsscheibendurchmesser [mm]: 337	2	24.5176-0464.3	331511	L= 464
			←	für Bremsscheibendurchmesser [mm]: 296 / 321	2	24.5176-0494.3	331447	L= 494
			➔		2	24.5176-0384.3	331373	L= 384
		03/12→06/15	←	03/13→; für Bremsscheibendurchmesser [mm]: 337	2	24.5176-0464.3	331511	L= 464
			←	03/13→; für Bremsscheibendurchmesser [mm]: 296 / 321	2	24.5176-0494.3	331447	L= 494
			➔	03/13→	2	24.5176-0384.3	331373	L= 384
2.8 V6 Turbo 4x4 (35) 2.8 V6 Turbo OPC 4x4 (35)	191 239	10/08→06/13 07/09→06/15	➔		2	24.5176-0384.3	331373	L= 384

**OPEL - INSIGNIA A Stufenheck (G09) 07/08→03/17**








 **Bremssattel**

1.4 (69)	103	04/11→03/17	➔	<input type="checkbox"/> ; 06/11→; für Bremsscheibendurchmesser [mm]: 315; + eFSB	2	24.3417-1715.5	240890	TRW - Halter
----------	-----	-------------	---	---	---	----------------	--------	--------------








	kW				! #		
<b>OPEL - INSIGNIA A Stufenheck (G09) 07/08→03/17</b>							
<b> Bremssattel</b>							
1.4 (69)	103	04/11→03/17	➔	☐; 06/11→; für Bremsscheibendurchmesser [mm]: 315; + eFSB		24.3417-1716.5 240891	TRW - Halter
1.4 LPG (69)	103	07/12→03/17	➔	☐; für Bremsscheibendurchmesser [mm]: 315; + eFSB		24.3417-1715.5 240890	TRW - Halter
1.6 (69)	85	07/08→03/17					
1.6 CDTi (69)	88	07/15→03/17					
1.6 CDTi (69)	100	07/15→03/17	➔	☐; für Bremsscheibendurchmesser [mm]: 315; + eFSB		24.3417-1716.5 240891	TRW - Halter
1.6 SIDI (69)	125	03/13→03/17					
1.8 (69)	103	07/08→03/17					
2.0 Biturbo CDTI (69)	143	01/12→03/17					
2.0 Biturbo CDTI 4x4 (69)	140	07/08→12/11					
2.0 Biturbo CDTI 4x4 (69)	143	01/12→03/17					
2.0 CDTI (69)	81	07/08→03/17					
2.0 CDTI (69)	96	07/08→03/17					
2.0 CDTI (69)	118	07/08→03/17					
2.0 CDTI (69)	120	07/13→03/17					
2.0 CDTI (69)	125	11/14→03/17					
2.0 CDTI 4x4 (69)	118	06/10→03/17					
2.0 CDTI 4x4 (69)	120	07/13→03/17					
2.0 CDTI 4x4 (69)	125	11/14→03/17					
2.0 Turbo (69)	162	07/08→03/17					
2.0 Turbo (69)	184	04/14→03/17					
2.0 Turbo 4x4 (69)	162	07/08→03/17					
2.0 Turbo E85 (69)	162	07/08→03/17					
1.6 Turbo (69)	132	07/08→03/17	➔	☐; 10/08→; für Bremsscheibendurchmesser [mm]: 315; + eFSB		24.3417-1715.5 240890	TRW - Halter
			➔	☐; 10/08→; für Bremsscheibendurchmesser [mm]: 315; + eFSB		24.3417-1716.5 240891	TRW - Halter
2.0 CDTI (69)	88	03/12→03/17	➔	☐; 03/13→; für Bremsscheibendurchmesser [mm]: 315; + eFSB		24.3417-1715.5 240890	TRW - Halter
			➔	☐; 03/13→; für Bremsscheibendurchmesser [mm]: 315; + eFSB		24.3417-1716.5 240891	TRW - Halter
2.0 CDTI (69)	103	06/13→03/17	➔	☐; 07/13→; für Bremsscheibendurchmesser [mm]: 315; + eFSB		24.3417-1715.5 240890	TRW - Halter
			➔	☐; 07/13→; für Bremsscheibendurchmesser [mm]: 315; + eFSB		24.3417-1716.5 240891	TRW - Halter
2.0 Turbo 4x4 (69)	184	07/11→03/17	➔	☐; 09/11→; für Bremsscheibendurchmesser [mm]: 315; + eFSB		24.3417-1715.5 240890	TRW - Halter
			➔	☐; 09/11→; für Bremsscheibendurchmesser [mm]: 315; + eFSB		24.3417-1716.5 240891	TRW - Halter
<b> Bremsschlauch</b>							
1.4 (69)	103	04/11→03/17	←	06/11→; für Bremsscheibendurchmesser [mm]: 337	2	24.5176-0464.3 331511	L= 464
			←	06/11→; für Bremsscheibendurchmesser [mm]: 296 / 321	2	24.5176-0494.3 331447	L= 494
			➔	06/11→	2	24.5176-0384.3 331373	L= 384
1.4 LPG (69)	103	07/12→03/17	←	für Bremsscheibendurchmesser [mm]: 337	2	24.5176-0464.3 331511	L= 464
1.6 (69)	85	07/08→03/17					
1.6 CDTi (69)	88	07/15→03/17	←	für Bremsscheibendurchmesser [mm]: 296 / 321	2	24.5176-0494.3 331447	L= 494
1.6 CDTi (69)	100	07/15→03/17					
1.6 SIDI (69)	125	03/13→03/17					
1.6 Turbo (69)	132	07/08→03/17	➔		2	24.5176-0384.3 331373	L= 384
1.8 (69)	103	07/08→03/17					
2.0 Biturbo CDTI (69)	143	01/12→03/17					
2.0 Biturbo CDTI 4x4 (69)	140	07/08→12/11					
2.0 Biturbo CDTI 4x4 (69)	143	01/12→03/17					
2.0 CDTI (69)	81	07/08→03/17					
2.0 CDTI (69)	96	07/08→03/17					
2.0 CDTI (69)	103	06/13→03/17					
2.0 CDTI (69)	118	07/08→03/17					
2.0 CDTI (69)	120	07/13→03/17					
2.0 CDTI (69)	125	11/14→03/17					
2.0 CDTI 4x4 (69)	118	06/10→03/17					
2.0 CDTI 4x4 (69)	120	07/13→03/17					
↓							

	kw			 	! #		
<b>OPEL - INSIGNIA A Stufenheck (G09) 07/08→03/17</b>							
 <b>Bremsschlauch</b>							
2.0 CDTI 4x4 (69)	125	11/14→03/17	←	für Bremsscheibendurchmesser [mm]: 337	2	24.5176-0464.3 331511	L= 464
2.0 Turbo (69)	162	07/08→03/17					
2.0 Turbo (69)	184	04/14→03/17					
2.0 Turbo 4x4 (69)	162	07/08→03/17	←	für Bremsscheibendurchmesser [mm]: 296 / 321	2	24.5176-0494.3 331447	L= 494
2.0 Turbo 4x4 (69)	184	07/11→03/17					
2.0 Turbo E85 (69)	162	07/08→03/17	→		2	24.5176-0384.3 331373	L= 384
2.8 V6 Turbo 4x4 (69)	191	07/08→03/17					
2.0 CDTI (69)	88	03/12→03/17	←	03/13→; für Bremsscheibendurchmesser [mm]: 337	2	24.5176-0464.3 331511	L= 464
			←	03/13→; für Bremsscheibendurchmesser [mm]: 296 / 321	2	24.5176-0494.3 331447	L= 494
			→	03/13→	2	24.5176-0384.3 331373	L= 384
2.8 V6 Turbo OPC 4x4 (69)	239	07/09→03/17	→		2	24.5176-0384.3 331373	L= 384
<b>OPEL - MERIVA A Großraumlimousine (X03) 05/03→05/10</b>							
 <b>Bremssattel</b>							
1.3 CDTI (E75)	51	04/05→05/10	←			24.3571-9823.5 240499	ATE - Halter
1.3 CDTI (E75)	55	09/03→05/10	←			24.3571-9824.5 240500	ATE - Halter
1.6 (E75)	77	01/06→05/10	→			24.3387-1701.5 240826	TRW - Halter
1.7 CDTI (E75)	92	09/06→05/10	→			24.3387-1702.5 240827	TRW - Halter
1.4 16V Twinport (E75)	66	07/04→05/10	←	 ; Felge Lochzahl: 4		24.3541-1795.5 240788	TRW - Halter
1.4 16V Twinport LPG (E75)	66	07/04→05/10	←	 ; Felge Lochzahl: 4		24.3541-1796.5 240789	TRW - Halter
			←	 ; Felge Lochzahl: 5		24.3571-9823.5 240499	ATE - Halter
			←	 ; Felge Lochzahl: 5		24.3571-9824.5 240500	ATE - Halter
			→	 ; Felge Lochzahl: 4		24.3367-1707.5 240898	TRW - Halter
			→	 ; Felge Lochzahl: 4		24.3367-1708.5 240899	TRW - Halter
			→	 ; Felge Lochzahl: 5		24.3387-1701.5 240826	TRW - Halter
			→	 ; Felge Lochzahl: 5		24.3387-1702.5 240827	TRW - Halter
1.6 (E75)	64	05/03→05/10	←			24.3541-1795.5 240788	TRW - Halter
			←			24.3541-1796.5 240789	TRW - Halter
			→	 ; 44000001→		24.3367-1707.5 240898	TRW - Halter
			→	 ; 44000001→		24.3367-1708.5 240899	TRW - Halter
			→	 ; → 34999999		24.3367-1713.5 240900	TRW - Halter
			→	 ; → 34999999		24.3367-1714.5 240901	TRW - Halter
1.6 16V (E75)	74	05/03→01/06	←			24.3571-9823.5 240499	ATE - Halter
1.7 CDTI (E75)	74	09/03→05/10	←			24.3571-9824.5 240500	ATE - Halter
1.7 DTI (E75)	55	09/03→05/10	←			24.3571-9824.5 240500	ATE - Halter
1.8 (E75)	92	05/03→05/10	→	 ; → 34999999		24.3384-1753.5 240824	TRW - Halter
			→	 ; → 34999999		24.3384-1754.5 240825	TRW - Halter
			→	 ; 44000001→		24.3387-1701.5 240826	TRW - Halter
			→	 ; 44000001→		24.3387-1702.5 240827	TRW - Halter
1.6 Turbo (E75)	132	09/05→05/10	←			24.3571-9823.5 240499	ATE - Halter
			←			24.3571-9824.5 240500	ATE - Halter
<b>Feder, Bremssattel</b>							
1.3 CDTI (E75)	51	04/05→05/10	←		2	11.8116-0292.1 390521	ATE
1.3 CDTI (E75)	55	09/03→05/10					
1.6 (E75)	77	01/06→05/10					
1.6 16V (E75)	74	05/03→01/06					
1.6 Turbo (E75)	132	09/05→05/10					
1.7 CDTI (E75)	74	09/03→05/10					
1.7 CDTI (E75)	92	09/06→05/10					
1.7 DTI (E75)	55	09/03→05/10					
1.8 (E75)	92	05/03→05/10					
1.4 16V Twinport (E75)	66	07/04→05/10	←	Felge Lochzahl: 5	2	11.8116-0292.1 390521	ATE
1.4 16V Twinport LPG (E75)	66	07/04→05/10					
<b>Führungshülzensatz, Bremssattel</b>							
1.3 CDTI (E75)	51	04/05→05/10	←			11.0101-5407.2 260011	ATE
1.3 CDTI (E75)	55	09/03→05/10					
1.6 (E75)	77	01/06→05/10					
1.6 16V (E75)	74	05/03→01/06					
↓							



























	kW			 	! #		
<b>OPEL - MERIVA A Großraumlimousine (X03) 05/03→05/10</b>							
<b>Führungshülzensatz, Bremsattel</b>							
1.7 CDTi (E75)	74	09/03→05/10	←			11.0101-5407.2 260011	ATE
1.7 CDTi (E75)	92	09/06→05/10					
1.7 DTi (E75)	55	09/03→05/10					
1.8 (E75)	92	05/03→05/10					
1.4 16V Twinport (E75)	66	07/04→05/10	←	Felge Lochzahl: 5		11.0101-5407.2 260011	ATE
1.4 16V Twinport LPG (E75)	66	07/04→05/10					
<b>Führungsbolzen, Bremsattel</b>							
1.3 CDTi (E75)	51	04/05→05/10			2	11.8171-0008.1 990049	ATE
1.3 CDTi (E75)	55	09/03→05/10					
1.6 (E75)	77	01/06→05/10					
1.6 16V (E75)	74	05/03→01/06					
1.7 CDTi (E75)	74	09/03→05/10					
1.7 CDTi (E75)	92	09/06→05/10					
1.7 DTi (E75)	55	09/03→05/10					
1.8 (E75)	92	05/03→05/10					
1.4 16V Twinport (E75)	66	07/04→05/10		Felge Lochzahl: 5	2	11.8171-0008.1 990049	ATE
1.4 16V Twinport LPG (E75)	66	07/04→05/10					
<b>Dichtungssatz, Bremsattel</b>							
1.3 CDTi (E75)	51	04/05→05/10	←			11.0441-5704.2 250034	ATE
1.3 CDTi (E75)	55	09/03→05/10					
1.6 (E75)	77	01/06→05/10					
1.6 16V (E75)	74	05/03→01/06					
1.7 CDTi (E75)	74	09/03→05/10					
1.7 CDTi (E75)	92	09/06→05/10					
1.7 DTi (E75)	55	09/03→05/10					
1.8 (E75)	92	05/03→05/10					
1.4 16V Twinport (E75)	66	07/04→05/10	←	Felge Lochzahl: 5		11.0441-5704.2 250034	ATE
1.4 16V Twinport LPG (E75)	66	07/04→05/10					
<b>Bremsschlauch</b>							
1.3 CDTi (E75)	51	04/05→05/10	←		2	24.5256-0318.3 331426	L= 329
1.3 CDTi (E75)	55	09/03→05/10					
1.4 16V Twinport (E75)	66	07/04→05/10	→	☐		24.5157-0218.3 331095	L= 219 L2= 185 mit Rohrleitung
1.4 16V Twinport LPG (E75)	66	07/04→05/10	→	☐		24.5157-0219.3 331096	L= 219 L2= 185 mit Rohrleitung
1.6 (E75)	64	05/03→05/10					
1.6 (E75)	77	01/06→05/10					
1.6 16V (E75)	74	05/03→01/06					
1.7 CDTi (E75)	74	09/03→05/10					
1.7 CDTi (E75)	92	09/06→05/10					
1.7 DTi (E75)	55	09/03→05/10					
1.8 (E75)	92	05/03→05/10					
1.6 Turbo (E75)	132	09/05→05/10	→	☐		24.5157-0218.3 331095	L= 219 L2= 185 mit Rohrleitung
			→	☐		24.5157-0219.3 331096	L= 219 L2= 185 mit Rohrleitung
<b>OPEL - MERIVA B Großraumlimousine (S10) 06/10→03/17</b>							
<b>Bremssattel</b>							
1.3 CDTi (75)	55	06/10→10/13	←	☐		24.3571-9823.5 240499	ATE - Halter
1.3 CDTi (75)	70	06/10→11/14		☐			
1.4 (75)	74	06/10→03/17	←	☐		24.3571-9824.5 240500	ATE - Halter
1.4 (75)	88	06/10→03/17	→	☐		24.3384-1775.5 240711	TRW - Halter
1.4 (75)	103	06/10→03/17					
1.4 LPG (75)	88	06/11→03/17	→	☐		24.3384-1776.5 240712	TRW - Halter
1.6 CDTi (75)	100	08/13→01/17					
1.6 CDTi (75)	81	03/14→03/17					
1.7 CDTi (75)	74	06/10→01/17					
1.7 CDTi (75)	81	06/10→06/15					
1.7 CDTi (75)	96	06/10→10/13					
1.6 CDTi (75)	70	01/14→01/17	←	☐; 03/14→		24.3571-9823.5 240499	ATE - Halter
			←	☐; 03/14→		24.3571-9824.5 240500	ATE - Halter
			→	☐; 03/14→		24.3384-1775.5 240711	TRW - Halter
			→	☐; 03/14→		24.3384-1776.5 240712	TRW - Halter
<b>Feder, Bremsattel</b>							
1.3 CDTi (75)	55	06/10→10/13			2	11.8116-0292.1 390521	ATE
1.3 CDTi (75)	70	06/10→11/14					
1.4 (75)	74	06/10→03/17					
1.4 (75)	88	06/10→03/17					
1.4 (75)	103	06/10→03/17					
1.4 LPG (75)	88	06/11→03/17					
1.6 CDTi (75)	100	08/13→01/17					
1.6 CDTi (75)	81	03/14→03/17					
↓							



	kW					! #			
<b>OPEL - MERIVA B Großraumlimousine (S10) 06/10→03/17</b>									
<b>Feder, Bremssattel</b>									
1.7 CDTi (75)	74	06/10→01/17				2	11.8116-0292.1	390521	ATE
1.7 CDTi (75)	81	06/10→06/15							
1.7 CDTi (75)	96	06/10→10/13							
1.6 CDTi (75)	70	01/14→01/17		03/14→		2	11.8116-0292.1	390521	ATE
<b>Führungshülzensatz, Bremssattel</b>									
1.3 CDTi (75)	55	06/10→10/13	←				11.0101-5407.2	260011	ATE
1.3 CDTi (75)	70	06/10→11/14							
1.4 (75)	74	06/10→03/17							
1.4 (75)	88	06/10→03/17							
1.4 (75)	103	06/10→03/17							
1.4 LPG (75)	88	06/11→03/17							
1.6 CDTi (75)	100	08/13→01/17							
1.6 CDTi (75)	81	03/14→03/17							
1.7 CDTi (75)	74	06/10→01/17							
1.7 CDTi (75)	81	06/10→06/15							
1.7 CDTi (75)	96	06/10→10/13							
1.6 CDTi (75)	70	01/14→01/17	←	03/14→			11.0101-5407.2	260011	ATE
<b>Führungsbolzen, Bremssattel</b>									
1.3 CDTi (75)	55	06/10→10/13				2	11.8171-0008.1	990049	ATE
1.3 CDTi (75)	70	06/10→11/14							
1.4 (75)	74	06/10→03/17							
1.4 (75)	88	06/10→03/17							
1.4 (75)	103	06/10→03/17							
1.4 LPG (75)	88	06/11→03/17							
1.6 CDTi (75)	100	08/13→01/17							
1.6 CDTi (75)	81	03/14→03/17							
1.7 CDTi (75)	74	06/10→01/17							
1.7 CDTi (75)	81	06/10→06/15							
1.7 CDTi (75)	96	06/10→10/13							
1.6 CDTi (75)	70	01/14→01/17		03/14→		2	11.8171-0008.1	990049	ATE
<b>Dichtungssatz, Bremssattel</b>									
1.3 CDTi (75)	55	06/10→10/13	←				11.0441-5704.2	250034	ATE
1.3 CDTi (75)	70	06/10→11/14							
1.4 (75)	74	06/10→03/17							
1.4 (75)	88	06/10→03/17							
1.4 (75)	103	06/10→03/17							
1.4 LPG (75)	88	06/11→03/17							
1.6 CDTi (75)	100	08/13→01/17							
1.6 CDTi (75)	81	03/14→03/17							
1.7 CDTi (75)	74	06/10→01/17							
1.7 CDTi (75)	81	06/10→06/15							
1.7 CDTi (75)	96	06/10→10/13							
1.6 CDTi (75)	70	01/14→01/17	←	03/14→			11.0441-5704.2	250034	ATE
<b>Bremsschlauch</b>									
1.3 CDTi (75)	55	06/10→10/13	←			2	24.5241-0429.3	331381	L= 429
1.3 CDTi (75)	70	06/10→11/14	→	☐			24.5157-0218.3	331095	L= 219 L2= 185 mit Rohrleitung
1.4 (75)	74	06/10→03/17	→	☐			24.5157-0219.3	331096	L= 219 L2= 185 mit Rohrleitung
1.4 (75)	88	06/10→03/17	→	☐					
1.4 (75)	103	06/10→03/17							
1.4 LPG (75)	88	06/11→03/17							
1.6 CDTi (75)	100	08/13→01/17							
1.6 CDTi (75)	81	03/14→03/17							
1.7 CDTi (75)	74	06/10→01/17							
1.7 CDTi (75)	81	06/10→06/15							
1.7 CDTi (75)	96	06/10→10/13							
1.6 CDTi (75)	70	01/14→01/17	←	03/14→		2	24.5241-0429.3	331381	L= 429
			→	☐; 03/14→			24.5157-0218.3	331095	L= 219 L2= 185 mit Rohrleitung
			→	☐; 03/14→			24.5157-0219.3	331096	L= 219 L2= 185 mit Rohrleitung
<b>OPEL - MOKKA / MOKKA X (J13) 06/12→</b>									
<b>Bremssattel</b>									
1.4 (_76)	88	06/18→	←	☐; → HB999999 / H4999999			24.3601-2601.5	241044	ATE - Halter
1.4 (_76)	103	04/13→	←	☐; → HB999999 / H4999999			24.3601-2602.5	241045	ATE - Halter
1.4 4x4 (_76)	103	06/12→	←	☐; → HB999999 / H4999999			24.3382-7003.5	241076	ATE - Halter
1.4 4x4 (_76)	112	06/16→	→	☐; → HB999999 / H4999999			24.3382-7004.5	241077	ATE - Halter
1.4 LPG (_76)	103	04/13→	→	☐; → HB999999 / H4999999					
1.6 (_76)	85	06/12→	→	☐; → HB999999 / H4999999					
1.6 CDTi (_76)	81	06/15→							
1.6 CDTi (_76)	100	01/15→							
1.6 CDTi 4x4 (_76)	81	03/18→							
1.6 CDTi 4x4 (_76)	100	01/15→							
1.7 CDTi (_76)	96	06/12→							
1.7 CDTi 4x4 (_76)	96	06/12→							



	kW			 	! #			
<b>OPEL - MOKKA / MOKKA X (J13) 06/12→</b>								
 <b>Bremssattel</b>								
1.8 (_76) 1.8 4x4 (_76)	103 103	01/13→ 01/13→	← ← → →	☐; → HB999999 / H4999999 ☐; → HB999999 / H4999999 ☐; → HB999999 / H4999999 ☐; → HB999999 / H4999999	24.3601-2601.5 24.3601-2602.5 24.3382-7003.5 24.3382-7004.5	241044 241045 241076 241077	ATE - Halter ATE - Halter ATE - Halter ATE - Halter	
<b>Halter, Bremssattel</b>								
1.4 (_76) 1.4 (_76) 1.4 4x4 (_76) 1.4 4x4 (_76) 1.4 LPG (_76) 1.6 (_76) 1.6 CDTI (_76) 1.6 CDTI (_76) 1.6 CDTI 4x4 (_76) 1.6 CDTI 4x4 (_76) 1.7 CDTI (_76) 1.7 CDTI 4x4 (_76) 1.8 (_76) 1.8 4x4 (_76)	88 103 103 112 103 85 81 100 81 100 96 96 103 103	06/18→ 04/13→ 06/12→ 06/16→ 04/13→ 06/12→ 06/15→ 01/15→ 03/18→ 01/15→ 06/12→ 06/12→ 01/13→ 01/13→	→		11.8170-1105.1	260112	ATE	
<b>Zubehörsatz, Bremssattel</b>								
1.4 (_76) 1.4 (_76) 1.4 4x4 (_76) 1.4 LPG (_76) 1.6 (_76) 1.6 CDTI (_76) 1.6 CDTI (_76) 1.6 CDTI 4x4 (_76) 1.7 CDTI (_76) 1.7 CDTI 4x4 (_76) 1.8 (_76) 1.8 4x4 (_76)	88 103 103 103 85 81 100 100 96 96 103 103	06/18→ 04/13→ 06/12→ 04/13→ 06/12→ 06/15→ 01/15→ 01/15→ 06/12→ 06/12→ 01/13→ 01/13→	← →	08.2012→	11.0103-0002.2 11.0103-0001.2	250157 250156	ATE ATE	
1.4 4x4 (_76)	112	06/16→	→		11.0103-0001.2	250156	ATE	
 <b>Bremsschlauch</b>								
1.4 (_76) 1.4 (_76) 1.4 4x4 (_76) 1.4 4x4 (_76) 1.4 LPG (_76) 1.6 (_76) 1.6 CDTI (_76) 1.6 CDTI (_76) 1.6 CDTI 4x4 (_76) 1.6 CDTI 4x4 (_76) 1.7 CDTI (_76) 1.7 CDTI 4x4 (_76) 1.8 (_76)	88 103 103 112 103 85 81 100 81 100 96 96 103	06/18→ 04/13→ 06/12→ 06/16→ 04/13→ 06/12→ 06/15→ 01/15→ 03/18→ 01/15→ 06/12→ 06/12→ 01/13→	←		2	24.5176-0475.3	331592	L= 475
<b>OPEL - MONTEREY A (M92) 08/91→07/98</b>								
 <b>Bremssattel</b>								
3.1 TD (UBS69D, UBS69G)	84	09/91→07/98	← ← → →	☐ ☐ ☐ ☐	24.3601-1717.5 24.3601-1718.5 24.3411-1701.5 24.3411-1702.5	240391 240392 240361 240362	AKE - Halter AKE - Halter AKE - Halter AKE - Halter	
<b>OPEL - MONTEREY B (M98) 07/98→08/99</b>								
 <b>Bremssattel</b>								
3.0 DTI (UBS73D, UBS73G) 3.5 V6 24V (UBS26D, UBS26G)	117 158	07/98→08/99 07/98→08/99	← ← → →	☐ ☐ ☐ ☐	24.3601-1717.5 24.3601-1718.5 24.3411-1701.5 24.3411-1702.5	240391 240392 240361 240362	AKE - Halter AKE - Halter AKE - Halter AKE - Halter	
<b>OPEL - MOVANO B Bus (X62) 12/10→</b>								
 <b>Bremsschlauch</b>								
2.3 CDTI FWD (JV) 2.3 CDTI FWD (JV) 2.3 CDTI FWD (JV) 2.3 CDTI FWD (JV) ↓	74 81 92 100	12/10→ 05/14→ 12/10→ 05/14→	← →		2 2	24.5103-0375.3 24.5111-0595.3	331556 331495	L= 375 L= 595

	kW			 	! #						
<b>OPEL - MOVANO B Bus (X62) 12/10→</b>											
 <b>Bremsschlauch</b>											
2.3 CDTI FWD (JV)	107	12/10→	←		2	24.5103-0375.3 331556	L= 375				
2.3 CDTI FWD (JV)	110	01/13→	→		2	24.5111-0595.3 331495	L= 595				
2.3 CDTI FWD (JV)	120	05/14→									
2.3 CDTI FWD (JV)	125	07/15→									
2.3 CDTI FWD (JV)	132	08/19→									
<b>OPEL - MOVANO B Kasten (X62) 05/10→</b>											
 <b>Bremsschlauch</b>											
2.3 CDTI FWD (FV)	74	05/10→	←		2	24.5103-0375.3 331556	L= 375				
2.3 CDTI FWD (FV)	92	05/10→	→		2	24.5111-0595.3 331495	L= 595				
2.3 CDTI FWD (FV)	96	11/16→									
2.3 CDTI FWD (FV)	100	05/14→									
2.3 CDTI FWD (FV)	107	05/10→									
2.3 CDTI FWD (FV)	110	01/13→									
2.3 CDTI FWD (FV)	120	05/14→									
2.3 CDTI FWD (FV)	125	11/16→									
2.3 CDTI FWD (FV)	132	08/19→									
2.3 CDTI FWD (FV)	81	02/12→	←	05/14→	2	24.5103-0375.3 331556	L= 375				
			→	05/14→	2	24.5111-0595.3 331495	L= 595				
2.3 CDTI RWD (FV)	74	05/10→	←		2	24.5103-0375.3 331556	L= 375				
2.3 CDTI RWD (FV)	92	05/10→	→		2	24.5111-0595.3 331495	L= 595				
2.3 CDTI RWD (FV)	96	11/16→									
2.3 CDTI RWD (FV)	100	05/14→									
2.3 CDTI RWD (FV)	107	05/10→									
2.3 CDTI RWD (FV)	110	01/13→									
2.3 CDTI RWD (FV)	120	05/14→									
2.3 CDTI RWD (FV)	120	05/14→									
<b>OPEL - MOVANO B Kipper (X62) 05/10→</b>											
 <b>Bremsschlauch</b>											
2.3 CDTI FWD (HV, UV)	96	11/16→	←		2	24.5103-0375.3 331556	L= 375				
2.3 CDTI FWD (UV, HV)	107	05/10→	→		2	24.5111-0595.3 331495	L= 595				
2.3 CDTI FWD (UV, HV)	120	05/14→									
2.3 CDTI FWD (UV, HV)	125	11/16→									
2.3 CDTI RWD (UV, HV)	96	11/16→	←		2	24.5103-0375.3 331556	L= 375				
2.3 CDTI RWD (UV, HV)	107	05/10→	→		2	24.5111-0595.3 331495	L= 595				
2.3 CDTI RWD (UV, HV)	120	05/14→									
<b>OPEL - MOVANO B Pritsche/Fahrgestell (X62) 05/10→</b>											
 <b>Bremsschlauch</b>											
2.3 CDTI FWD (EV, HV, UV)	74	05/10→	←		2	24.5103-0375.3 331556	L= 375				
2.3 CDTI FWD (EV, HV, UV)	81	05/14→	→		2	24.5111-0595.3 331495	L= 595				
2.3 CDTI FWD (EV, HV, UV)	92	05/10→									
2.3 CDTI FWD (EV, HV, UV)	96	11/16→									
2.3 CDTI FWD (EV, HV, UV)	100	05/14→									
2.3 CDTI FWD (EV, HV, UV)	107	05/10→									
2.3 CDTI FWD (EV, HV, UV)	110	01/13→									
2.3 CDTI FWD (EV, HV, UV)	120	05/14→									
2.3 CDTI FWD (EV, HV, UV)	125	11/16→									
2.3 CDTI FWD (EV, HV, UV)	132	08/19→									
2.3 CDTI RWD (EV, HV, UV)	74	05/10→		←					2	24.5103-0375.3 331556	L= 375
2.3 CDTI RWD (EV, HV, UV)	92	05/10→		→					2	24.5111-0595.3 331495	L= 595
2.3 CDTI RWD (EV, HV, UV)	96	11/16→									
2.3 CDTI RWD (EV, HV, UV)	100	05/14→									
2.3 CDTI RWD (EV, HV, UV)	107	05/10→									
2.3 CDTI RWD (EV, HV, UV)	110	01/13→									
2.3 CDTI RWD (EV, HV, UV)	120	05/14→									
2.3 CDTI RWD (EV, HV, UV)	120	05/14→									
<b>OPEL - MOVANO Bus (X70) 07/98→</b>											
 <b>Bremssattel</b>											
1.9 DTI (JD)	59	09/00→10/01	→	<input type="checkbox"/>		24.3424-1701.5 240561	BOS - Halter				
↓											

**OPEL - MOVANO Bus (X70) 07/98→**

**Bremssattel**

2.5 D (JD)	59	07/98→09/00	➔	☐		24.3424-1702.5	240562	BOS - Halter
2.8 DTi (JD)	84	07/98→10/01	➔	☐				
1.9 DTi (JD)	60	10/01→	➔	☐; → 01/10		24.3424-1701.5	240561	BOS - Halter
2.2 DTi (JD)	66	09/00→	➔	☐; → 01/10		24.3424-1702.5	240562	BOS - Halter
2.5 CDTi (JD)	74	09/07→						
2.5 DTi (JD)	84	10/01→						
3.0 DTi (JD)	100	10/03→						
2.5 CDTi (JD)	88	08/06→	➔	☐; 09/06→ 01/10		24.3424-1701.5	240561	BOS - Halter
2.5 CDTi (JD)	107	08/06→	➔	☐; 09/06→ 01/10		24.3424-1702.5	240562	BOS - Halter

**Bremsschlauch**

1.9 DTi (JD)	59	09/00→10/01		☐;		2	24.5134-0457.3	330752	L= 457
2.5 D (JD)	59	07/98→09/00		☐;	für Fahrzeuge mit Scheibenbremse an der Hinterachse				
2.8 DTi (JD)	84	07/98→10/01		☐;	für Fahrzeuge mit Scheibenbremse an der Hinterachse	2	24.5134-0468.3	330704	L= 468
				☐;	für Fahrzeuge mit Trommelbremse an der Hinterachse	2	24.5134-0518.3	330705	L= 518
				☐;	für Fahrzeuge mit Trommelbremse an der Hinterachse	2	24.5134-0562.3	330706	L= 568
			➔		am Bremssattel	2	24.5111-0326.3	330766	L= 326
1.9 DTi (JD)	60	10/01→		☐; → 08/03;	für Fahrzeuge mit Scheibenbremse an der Hinterachse	2	24.5134-0457.3	330752	L= 457
2.2 DTi (JD)	66	09/00→		☐; → 08/03;	für Fahrzeuge mit Scheibenbremse an der Hinterachse	2	24.5134-0468.3	330704	L= 468
2.5 DTi (JD)	84	10/01→		☐; → 08/03;	für Fahrzeuge mit Trommelbremse an der Hinterachse	2	24.5134-0518.3	330705	L= 518
				☐; → 08/03;	für Fahrzeuge mit Trommelbremse an der Hinterachse	2	24.5134-0562.3	330706	L= 568
			➔		09/03→ 08/06	2	24.5111-0510.3	330819	L= 510
			➔		am Bremssattel; → 08/03	2	24.5111-0326.3	330766	L= 326
			➔	☐; 09/03→ 01/10			24.5251-0465.3	330822	L= 465
			➔	☐; 09/03→ 01/10			24.5258-0450.3	330824	L= 450
2.5 CDTi (JD)	74	09/07→	➔	☐; → 01/10			24.5251-0465.3	330822	L= 465
			➔	☐; → 01/10			24.5258-0450.3	330824	L= 450
2.5 CDTi (JD)	88	08/06→	➔	☐; 09/06→ 01/10			24.5251-0465.3	330822	L= 465
2.5 CDTi (JD)	107	08/06→	➔	☐; 09/06→ 01/10			24.5258-0450.3	330824	L= 450
3.0 DTi (JD)	100	10/03→	➔	☐; → 08/06		2	24.5111-0510.3	330819	L= 510
			➔	☐; → 01/10			24.5251-0465.3	330822	L= 465
			➔	☐; → 01/10			24.5258-0450.3	330824	L= 450



























































**OPEL - MOVANO Kasten (X70) 01/99→**











**Bremssattel**

1.9 DTi (FD)	59	09/00→10/01	➔	☐		24.3424-1701.5	240561	BOS - Halter
2.5 D (FD)	59	01/99→09/00	➔	☐		24.3424-1702.5	240562	BOS - Halter
2.8 DTi (FD)	84	01/99→10/01	➔	☐				
1.9 DTi (FD)	60	10/01→	➔	☐; → 01/10		24.3424-1701.5	240561	BOS - Halter
2.2 DTi (FD)	66	09/00→	➔	☐; → 01/10		24.3424-1702.5	240562	BOS - Halter
2.5 DTi (FD)	73	10/03→						
2.5 DTi (FD)	84	10/01→						
3.0 DTi (FD)	100	10/03→						
2.5 CDTi (FD)	74	10/03→	➔	☐; 09/06→ 01/10		24.3424-1701.5	240561	BOS - Halter
2.5 CDTi (FD)	88	10/03→	➔	☐; 09/06→ 01/10		24.3424-1702.5	240562	BOS - Halter
2.5 CDTi (FD)	107	10/03→	➔	☐; 09/06→ 01/10		24.3424-1702.5	240562	BOS - Halter























































































**Bremsschlauch**

1.9 DTi (FD)	59	09/00→10/01		☐;	für Fahrzeuge mit Scheibenbremse an der Hinterachse	2	24.5134-0457.3	330752	L= 457
2.5 D (FD)	59	01/99→09/00		☐;	für Fahrzeuge mit Scheibenbremse an der Hinterachse				
2.8 DTi (FD)	84	01/99→10/01		☐;	für Fahrzeuge mit Scheibenbremse an der Hinterachse	2	24.5134-0468.3	330704	L= 468
↓									








	kw			 	! #		
<b>OPEL - MOVANO Kasten (X70) 01/99→</b>							
 <b>Bremsschlauch</b>							
1.9 DTI (FD) 2.5 D (FD) 2.8 DTI (FD)	59 59 84	09/00→10/01 01/99→09/00 01/99→10/01		 ; für Fahrzeuge mit Trommelbremse an der Hinterachse	2	<b>24.5134-0518.3</b> <b>330705</b>	L= 518
				 ; für Fahrzeuge mit Trommelbremse an der Hinterachse	2	<b>24.5134-0562.3</b> <b>330706</b>	L= 568
				am Bremssattel	2	<b>24.5111-0326.3</b> <b>330766</b>	L= 326
1.9 DTI (FD) 2.2 DTI (FD) 2.5 DTI (FD)	60 66 84	10/01→ 09/00→ 10/01→		 ; → 08/03; für Fahrzeuge mit Scheibenbremse an der Hinterachse	2	<b>24.5134-0457.3</b> <b>330752</b>	L= 457
				 ; → 08/03; für Fahrzeuge mit Scheibenbremse an der Hinterachse	2	<b>24.5134-0468.3</b> <b>330704</b>	L= 468
				 ; → 08/03; für Fahrzeuge mit Trommelbremse an der Hinterachse	2	<b>24.5134-0518.3</b> <b>330705</b>	L= 518
				 ; → 08/03; für Fahrzeuge mit Trommelbremse an der Hinterachse	2	<b>24.5134-0562.3</b> <b>330706</b>	L= 568
				09/03→ 08/06	2	<b>24.5111-0510.3</b> <b>330819</b>	L= 510
				am Bremssattel; → 08/03	2	<b>24.5111-0326.3</b> <b>330766</b>	L= 326
				 ; 09/03→ 01/10		<b>24.5251-0465.3</b> <b>330822</b>	L= 465
				 ; 09/03→ 01/10		<b>24.5258-0450.3</b> <b>330824</b>	L= 450
2.5 CDTI (FD) 2.5 CDTI (FD) 2.5 CDTI (FD)	74 88 107	10/03→ 10/03→ 10/03→		 ; 09/06→ 01/10		<b>24.5251-0465.3</b> <b>330822</b>	L= 465
				 ; 09/06→ 01/10		<b>24.5258-0450.3</b> <b>330824</b>	L= 450
2.5 DTi (FD) 3.0 DTI (FD)	73 100	10/03→ 10/03→		→ 08/06	2	<b>24.5111-0510.3</b> <b>330819</b>	L= 510
				 ; → 01/10		<b>24.5251-0465.3</b> <b>330822</b>	L= 465
				 ; → 01/10		<b>24.5258-0450.3</b> <b>330824</b>	L= 450
<b>OPEL - MOVANO Kipper (X70) 01/99→</b>							
 <b>Bremssattel</b>							
2.2 DTI (ED, HD, UD0, UD4) 2.5 DTI (ED, HD, UD0, UD4) 2.5 DTI (ED, HD, UD0, UD4) 3.0 DTI (ED, HD, UD0, UD4)	66 73 84 100	09/00→ 10/03→ 10/01→ 10/03→		 ; → 01/10		<b>24.3424-1701.5</b> <b>240561</b>	BOS - Halter
				 ; → 01/10		<b>24.3424-1702.5</b> <b>240562</b>	BOS - Halter
2.5 CDTI (ED, HD, UD0, UD4) 2.5 CDTI (ED, HD, UD0, UD4) 2.5 CDTI (ED, HD, UD0, UD4)	74 88 107	08/06→ 08/06→ 08/06→		 ; 09/06→ 01/10		<b>24.3424-1701.5</b> <b>240561</b>	BOS - Halter
				 ; 09/06→ 01/10		<b>24.3424-1702.5</b> <b>240562</b>	BOS - Halter
2.5 D (ED, HD, UD0, UD4) 2.8 DTI (ED, HD, UD0, UD4)	59 84	01/99→09/00 01/99→10/01				<b>24.3424-1701.5</b> <b>240561</b>	BOS - Halter
						<b>24.3424-1702.5</b> <b>240562</b>	BOS - Halter
 <b>Bremsschlauch</b>							
2.2 DTI (ED, HD, UD0, UD4) 2.5 DTI (ED, HD, UD0, UD4)	66 84	09/00→ 10/01→		 ; → 08/03; für Fahrzeuge mit Scheibenbremse an der Hinterachse	2	<b>24.5134-0457.3</b> <b>330752</b>	L= 457
				 ; → 08/03; für Fahrzeuge mit Scheibenbremse an der Hinterachse	2	<b>24.5134-0468.3</b> <b>330704</b>	L= 468
				 ; → 08/03; für Fahrzeuge mit Trommelbremse an der Hinterachse	2	<b>24.5134-0518.3</b> <b>330705</b>	L= 518
				 ; → 08/03; für Fahrzeuge mit Trommelbremse an der Hinterachse	2	<b>24.5134-0562.3</b> <b>330706</b>	L= 568
				09/03→ 08/06	2	<b>24.5111-0510.3</b> <b>330819</b>	L= 510
				am Bremssattel; → 08/03	2	<b>24.5111-0326.3</b> <b>330766</b>	L= 326
				 ; 09/03→ 01/10		<b>24.5251-0465.3</b> <b>330822</b>	L= 465
				 ; 09/03→ 01/10		<b>24.5258-0450.3</b> <b>330824</b>	L= 450
2.5 CDTI (ED, HD, UD0, UD4)	74	08/06→		 ; 09/06→ 01/10		<b>24.5251-0465.3</b> <b>330822</b>	L= 465
				 ; 09/06→ 01/10		<b>24.5258-0450.3</b> <b>330824</b>	L= 450
↓							










	kw			 	! #		
<b>OPEL - MOVANO Kipper (X70) 01/99→</b>							
 <b>Bremsschlauch</b>							
2.5 CDTI (ED, HD, UDO, UD4)	88	08/06→	➡	☐; 09/06→ 01/10		24.5251-0465.3 330822	L= 465
2.5 CDTI (ED, HD, UDO, UD4)	107	08/06→	➡	☐; 09/06→ 01/10		24.5258-0450.3 330824	L= 450
2.5 D (ED, HD, UDO, UD4)	59	01/99→09/00		☒; für Fahrzeuge mit Scheibenbremse an der Hinterachse	2	24.5134-0457.3 330752	L= 457
2.8 DTI (ED, HD, UDO, UD4)	84	01/99→10/01		☒; für Fahrzeuge mit Scheibenbremse an der Hinterachse	2	24.5134-0468.3 330704	L= 468
				☒; für Fahrzeuge mit Trommelbremse an der Hinterachse	2	24.5134-0518.3 330705	L= 518
				☒; für Fahrzeuge mit Trommelbremse an der Hinterachse	2	24.5134-0562.3 330706	L= 568
			➡	am Bremssattel	2	24.5111-0326.3 330766	L= 326
2.5 DTI (ED, HD, UDO, UD4)	73	10/03→	←	→ 08/06	2	24.5111-0510.3 330819	L= 510
3.0 DTI (ED, HD, UDO, UD4)	100	10/03→	➡	☐; → 01/10		24.5251-0465.3 330822	L= 465
			➡	☐; → 01/10		24.5258-0450.3 330824	L= 450
<b>OPEL - MOVANO Pritsche/Fahrgestell (X70) 07/98→</b>							
 <b>Bremssattel</b>							
2.2 DTI (ED, HD, UDO, UD4)	66	09/00→	➡	☐; → 01/10		24.3424-1701.5 240561	BOS - Halter
2.5 DTI (ED, HD, UDO, UD4)	73	10/03→	➡	☐; → 01/10		24.3424-1702.5 240562	BOS - Halter
2.5 DTI (ED, HD, UDO, UD4)	84	10/01→					
3.0 DTI (ED, HD, UDO, UD4)	100	10/03→					
2.5 CDTI (ED, HD, UDO, UD4)	74	08/06→	➡	☐; 09/06→ 01/10		24.3424-1701.5 240561	BOS - Halter
2.5 CDTI (ED, HD, UDO, UD4)	88	08/06→	➡	☐; 09/06→ 01/10		24.3424-1702.5 240562	BOS - Halter
2.5 CDTI (ED, HD, UDO, UD4)	107	08/06→					
2.5 D (ED, HD, UDO, UD4)	59	07/98→09/00	➡	☐		24.3424-1701.5 240561	BOS - Halter
2.8 DTI (ED, HD, UDO, UD4)	84	07/98→10/01	➡	☐		24.3424-1702.5 240562	BOS - Halter
 <b>Bremsschlauch</b>							
2.2 DTI (ED, HD, UDO, UD4)	66	09/00→		☒; → 08/03; für Fahrzeuge mit Scheibenbremse an der Hinterachse	2	24.5134-0457.3 330752	L= 457
2.5 DTI (ED, HD, UDO, UD4)	84	10/01→		☒; → 08/03; für Fahrzeuge mit Scheibenbremse an der Hinterachse	2	24.5134-0468.3 330704	L= 468
				☒; → 08/03; für Fahrzeuge mit Trommelbremse an der Hinterachse	2	24.5134-0518.3 330705	L= 518
				☒; → 08/03; für Fahrzeuge mit Trommelbremse an der Hinterachse	2	24.5134-0562.3 330706	L= 568
			←	09/03→ 08/06	2	24.5111-0510.3 330819	L= 510
			➡	am Bremssattel; → 08/03	2	24.5111-0326.3 330766	L= 326
			➡	☐; 09/03→ 01/10		24.5251-0465.3 330822	L= 465
			➡	☐; 09/03→ 01/10		24.5258-0450.3 330824	L= 450
2.5 CDTI (ED, HD, UDO, UD4)	74	08/06→	➡	☐; 09/06→ 01/10		24.5251-0465.3 330822	L= 465
2.5 CDTI (ED, HD, UDO, UD4)	88	08/06→	➡	☐; 09/06→ 01/10		24.5258-0450.3 330824	L= 450
2.5 CDTI (ED, HD, UDO, UD4)	107	08/06→					
2.5 D (ED, HD, UDO, UD4)	59	07/98→09/00		☒; für Fahrzeuge mit Scheibenbremse an der Hinterachse	2	24.5134-0457.3 330752	L= 457
2.8 DTI (ED, HD, UDO, UD4)	84	07/98→10/01		☒; für Fahrzeuge mit Scheibenbremse an der Hinterachse	2	24.5134-0468.3 330704	L= 468
↓							




















	kW			 	! #		
<b>OPEL - MOVANO Pritsche/Fahrgestell (X70) 07/98→</b>							
 <b>Bremsschlauch</b>							
2.5 D (ED, HD, UD0, UD4)	59	07/98→09/00		 ; für Fahrzeuge mit Trommelbremse an der Hinterachse	2	24.5134-0518.3 330705	L= 518
2.8 DTI (ED, HD, UD0, UD4)	84	07/98→10/01		 ; für Fahrzeuge mit Trommelbremse an der Hinterachse	2	24.5134-0562.3 330706	L= 568
				am Bremssattel	2	24.5111-0326.3 330766	L= 326
2.5 DTi (ED, HD, UD0, UD4)	73	10/03→		→ 08/06	2	24.5111-0510.3 330819	L= 510
3.0 DTI (ED, HD, UD0, UD4)	100	10/03→		 ; → 01/10		24.5251-0465.3 330822	L= 465
				 ; → 01/10		24.5258-0450.3 330824	L= 450
<b>OPEL - OMEGA B (V94) 03/94→12/05</b>							
 <b>Bremssattel</b>							
2.0 (F69, M69, P69)	85	03/94→09/99		 ; W1000001→		24.3571-1705.5 240069	TRW - Halter
2.0 16V (F69, M69, P69)	100	03/94→09/99		 ; W1000001→		24.3571-1706.5 240070	TRW - Halter
				 ; V		24.4421-0043.5 230125	ATE
				 ; V		24.4421-0044.5 230126	ATE
						24.9240-0039.5 230055	ATE
						24.9240-0040.5 230056	ATE
2.0 DTI 16V (F69, M69, P69)	74	09/97→09/00		 ; → 08/00		24.3571-1705.5 240069	TRW - Halter
				 ; → 08/00		24.3571-1706.5 240070	TRW - Halter
				 ; → 08/00; V		24.4421-0043.5 230125	ATE
				 ; → 08/00; V		24.4421-0044.5 230126	ATE
				 ; → 08/00		24.9240-0039.5 230055	ATE
				 ; → 08/00		24.9240-0040.5 230056	ATE
2.2 16V (F69, M69, P69)	106	09/99→07/03		 ; 10/99→		24.3571-1705.5 240069	TRW - Halter
				 ; 10/99→		24.3571-1706.5 240070	TRW - Halter
				 ; 10/99→; V		24.4421-0043.5 230125	ATE
				 ; 10/99→; V		24.4421-0044.5 230126	ATE
				 ; 10/99→		24.9240-0039.5 230055	ATE
				 ; 10/99→		24.9240-0040.5 230056	ATE
2.2 DTI 16V (F69, M69, P69)	81	09/00→07/03				24.3571-1705.5 240069	TRW - Halter
2.2 DTI 16V (F69, M69, P69)	88	09/00→07/03				24.3571-1706.5 240070	TRW - Halter
2.5 DTI (F69, M69, P69)	110	09/01→07/03		 ; V		24.4421-0043.5 230125	ATE
2.5 TD (F69, M69, P69)	96	04/94→07/03		 ; V		24.4421-0044.5 230126	ATE
2.5 V6 (F69, M69, P69)	125	03/94→09/00				24.9240-0039.5 230055	ATE
2.6 V6 (F69, M69, P69)	132	09/00→07/03				24.9240-0040.5 230056	ATE
3.2 V6 (F69, M69, P69)	160	02/01→07/03				24.9240-0040.5 230056	ATE
3.0 V6 (F69, M69, P69)	155	04/94→02/01		 ; → 01/01		24.3571-1705.5 240069	TRW - Halter
				 ; → 01/01		24.3571-1706.5 240070	TRW - Halter
				 ; → 01/01; V		24.4421-0043.5 230125	ATE
				 ; → 01/01; V		24.4421-0044.5 230126	ATE
				 ; → 01/01		24.9240-0039.5 230055	ATE
				 ; → 01/01		24.9240-0040.5 230056	ATE
<b>Feder, Bremssattel</b>							
2.0 (F69, M69, P69)	85	03/94→09/99		→ V1999999; nicht für Sonderfahrzeuge / nicht für Polizeifahrzeuge	2	11.8116-0292.1 390521	ATE
2.0 16V (F69, M69, P69)	100	03/94→09/99		→ V1999999; nicht für Sonderfahrzeuge / nicht für Polizeifahrzeuge		11.0101-5407.2 260011	ATE
<b>Führungshülzensatz, Bremssattel</b>							
2.0 (F69, M69, P69)	85	03/94→09/99		→ V1999999; nicht für Sonderfahrzeuge / nicht für Polizeifahrzeuge		11.0101-5407.2 260011	ATE
2.0 16V (F69, M69, P69)	100	03/94→09/99		→ V1999999; nicht für Sonderfahrzeuge / nicht für Polizeifahrzeuge	2	11.8171-0008.1 990049	ATE
<b>Führungsbolzen, Bremssattel</b>							
2.0 (F69, M69, P69)	85	03/94→09/99		→ V1999999; nicht für Sonderfahrzeuge / nicht für Polizeifahrzeuge	2	11.8171-0008.1 990049	ATE
2.0 16V (F69, M69, P69)	100	03/94→09/99		→ V1999999; nicht für Sonderfahrzeuge / nicht für Polizeifahrzeuge			
							










	kW			 	! #		
<b>OPEL - OMEGA B (V94) 03/94→12/05</b>							
<b>Dichtungssatz, Bremssattel</b>							
2.0 (F69, M69, P69)	85	03/94→09/99	➔	V		13.0441-4216.2 250093	ATE
2.0 16V (F69, M69, P69)	100	03/94→09/99					
2.2 DTI 16V (F69, M69, P69)	81	09/00→07/03					
2.2 DTI 16V (F69, M69, P69)	88	09/00→07/03					
2.5 DTI (F69, M69, P69)	110	09/01→07/03					
2.5 TD (F69, M69, P69)	96	04/94→07/03					
2.5 V6 (F69, M69, P69)	125	03/94→09/00					
2.6 V6 (F69, M69, P69)	132	09/00→07/03					
3.2 V6 (F69, M69, P69)	160	02/01→07/03					
2.0 DTI 16V (F69, M69, P69)	74	09/97→09/00	➔	→ 08/00; V		13.0441-4216.2 250093	ATE
2.2 16V (F69, M69, P69)	106	09/99→07/03	➔	10/99→; V		13.0441-4216.2 250093	ATE
3.0 V6 (F69, M69, P69)	155	04/94→02/01	➔	→ 01/01; V		13.0441-4216.2 250093	ATE
<b>Zubehörsatz, Bremssattel</b>							
2.0 (F69, M69, P69)	85	03/94→09/99	←	W1000001→		24.0101-3401.2 260043	TRW
2.0 16V (F69, M69, P69)	100	03/94→09/99					
2.0 DTI 16V (F69, M69, P69)	74	09/97→09/00	←	→ 08/00		24.0101-3401.2 260043	TRW
2.2 16V (F69, M69, P69)	106	09/99→07/03	←	10/99→		24.0101-3401.2 260043	TRW
2.2 DTI 16V (F69, M69, P69)	81	09/00→07/03	←			24.0101-3401.2 260043	TRW
2.2 DTI 16V (F69, M69, P69)	88	09/00→07/03					
2.5 DTI (F69, M69, P69)	110	09/01→07/03					
2.5 TD (F69, M69, P69)	96	04/94→07/03					
2.5 V6 (F69, M69, P69)	125	03/94→09/00					
2.6 V6 (F69, M69, P69)	132	09/00→07/03					
3.2 V6 (F69, M69, P69)	160	02/01→07/03					
3.0 V6 (F69, M69, P69)	155	04/94→02/01	←	→ 01/01		24.0101-3401.2 260043	TRW
<b>Bremsschlauch</b>							
2.0 (F69, M69, P69)	85	03/94→09/99	←		2	83.7216-0404.3 330374	L= 400
2.0 16V (F69, M69, P69)	100	03/94→09/99					
2.2 DTI 16V (F69, M69, P69)	81	09/00→07/03	➔		2	24.5233-0200.3 330425	L= 198
2.2 DTI 16V (F69, M69, P69)	88	09/00→07/03					
2.5 DTI (F69, M69, P69)	110	09/01→07/03					
2.5 TD (F69, M69, P69)	96	04/94→07/03					
2.5 V6 (F69, M69, P69)	125	03/94→09/00					
2.6 V6 (F69, M69, P69)	132	09/00→07/03					
3.2 V6 (F69, M69, P69)	160	02/01→07/03					
2.0 DTI 16V (F69, M69, P69)	74	09/97→09/00	←	→ 08/00	2	83.7216-0404.3 330374	L= 400
			➔	→ 08/00	2	24.5233-0200.3 330425	L= 198
2.2 16V (F69, M69, P69)	106	09/99→07/03	←	10/99→	2	83.7216-0404.3 330374	L= 400
			➔	10/99→	2	24.5233-0200.3 330425	L= 198
3.0 V6 (F69, M69, P69)	155	04/94→02/01	←	→ 01/01	2	83.7216-0404.3 330374	L= 400
			➔	→ 01/01	2	24.5233-0200.3 330425	L= 198
<b>OPEL - OMEGA B Caravan (V94) 03/94→07/03</b>							
<b>Bremssattel</b>							
2.0 (F35, M35, P35)	85	03/94→09/99	←	☐; W1000001→		24.3571-1705.5 240069	TRW - Halter
2.0 16V (F35, M35, P35)	100	03/94→09/99	←	☐; W1000001→		24.3571-1706.5 240070	TRW - Halter
			➔	☐; V		24.4421-0043.5 230125	ATE
			➔	☐; V		24.4421-0044.5 230126	ATE
			➔	☐		24.9240-0039.5 230055	ATE
			➔	☐		24.9240-0040.5 230056	ATE
2.0 DTI 16V (F35, M35, P35)	74	09/97→09/00	←	☐; → 08/00		24.3571-1705.5 240069	TRW - Halter
			←	☐; → 08/00		24.3571-1706.5 240070	TRW - Halter
			➔	☐; → 08/00; V		24.4421-0043.5 230125	ATE
			➔	☐; → 08/00; V		24.4421-0044.5 230126	ATE
			➔	☐; → 08/00		24.9240-0039.5 230055	ATE
			➔	☐; → 08/00		24.9240-0040.5 230056	ATE
2.2 16V (F35, M35, P35)	106	09/99→07/03	←	☐		24.3571-1705.5 240069	TRW - Halter
↓							








	kw			 	! #		
<b>OPEL - OMEGA B Caravan (V94) 03/94→07/03</b>							
<b> Bremssattel</b>							
2.2 DTI 16V (F35, M35, P35)	81	09/00→07/03	←	☐		24.3571-1706.5 240070	TRW - Halter
2.2 DTI 16V (F35, M35, P35)	88	09/00→07/03	→	☐; V		24.4421-0043.5 230125	ATE
2.5 DTI (F35, M35, P35)	110	09/01→07/03	→	☐; V		24.4421-0044.5 230126	ATE
2.5 TD (F35, M35, P35)	96	04/94→07/01	→	☐		24.9240-0039.5 230055	ATE
2.5 V6 (F35, M35, P35)	125	03/94→09/00	→	☐		24.9240-0040.5 230056	ATE
2.6 V6 (F35, M35, P35)	132	09/00→07/03	→	☐			
3.2 V6 (F35, M35, P35)	160	02/01→07/03	→	☐			
3.0 V6 (F35, M35, P35)	155	04/94→02/01	←	☐; → 01/01		24.3571-1705.5 240069	TRW - Halter
			←	☐; → 01/01		24.3571-1706.5 240070	TRW - Halter
			→	☐; → 01/01; V		24.4421-0043.5 230125	ATE
			→	☐; → 01/01; V		24.4421-0044.5 230126	ATE
			→	☐; → 01/01		24.9240-0039.5 230055	ATE
			→	☐; → 01/01		24.9240-0040.5 230056	ATE
<b>Feder, Bremssattel</b>							
2.0 (F35, M35, P35)	85	03/94→09/99	←	→ V1999999; nicht für Sonderfahrzeuge / nicht für Polizei- fahrzeuge	2	11.8116-0292.1 390521	ATE
2.0 16V (F35, M35, P35)	100	03/94→09/99					
<b>Führungshülzensatz, Bremssattel</b>							
2.0 (F35, M35, P35)	85	03/94→09/99	←	→ V1999999; nicht für Sonderfahrzeuge / nicht für Polizei- fahrzeuge		11.0101-5407.2 260011	ATE
2.0 16V (F35, M35, P35)	100	03/94→09/99					
<b>Führungsbolzen, Bremssattel</b>							
2.0 (F35, M35, P35)	85	03/94→09/99	←	→ V1999999; nicht für Sonderfahrzeuge / nicht für Polizei- fahrzeuge	2	11.8171-0008.1 990049	ATE
2.0 16V (F35, M35, P35)	100	03/94→09/99					
<b>Dichtungssatz, Bremssattel</b>							
2.0 (F35, M35, P35)	85	03/94→09/99	→	V		13.0441-4216.2 250093	ATE
2.0 16V (F35, M35, P35)	100	03/94→09/99					
2.2 16V (F35, M35, P35)	106	09/99→07/03					
2.2 DTI 16V (F35, M35, P35)	81	09/00→07/03					
2.2 DTI 16V (F35, M35, P35)	88	09/00→07/03					
2.5 DTI (F35, M35, P35)	110	09/01→07/03					
2.5 TD (F35, M35, P35)	96	04/94→07/01					
2.5 V6 (F35, M35, P35)	125	03/94→09/00					
2.6 V6 (F35, M35, P35)	132	09/00→07/03					
3.2 V6 (F35, M35, P35)	160	02/01→07/03					
2.0 DTI 16V (F35, M35, P35)	74	09/97→09/00	→	→ 08/00; V		13.0441-4216.2 250093	ATE
3.0 V6 (F35, M35, P35)	155	04/94→02/01	→	→ 01/01; V		13.0441-4216.2 250093	ATE
<b>Zubehörsatz, Bremssattel</b>							
2.0 (F35, M35, P35)	85	03/94→09/99	←	W1000001→		24.0101-3401.2 260043	TRW
2.0 16V (F35, M35, P35)	100	03/94→09/99					
2.0 DTI 16V (F35, M35, P35)	74	09/97→09/00	←	→ 08/00		24.0101-3401.2 260043	TRW
2.2 16V (F35, M35, P35)	106	09/99→07/03	←			24.0101-3401.2 260043	TRW
2.2 DTI 16V (F35, M35, P35)	81	09/00→07/03					
2.2 DTI 16V (F35, M35, P35)	88	09/00→07/03					
2.5 DTI (F35, M35, P35)	110	09/01→07/03					
2.5 TD (F35, M35, P35)	96	04/94→07/01					
2.5 V6 (F35, M35, P35)	125	03/94→09/00					
2.6 V6 (F35, M35, P35)	132	09/00→07/03					
3.2 V6 (F35, M35, P35)	160	02/01→07/03					
3.0 V6 (F35, M35, P35)	155	04/94→02/01	←	→ 01/01		24.0101-3401.2 260043	TRW
<b> Bremsschlauch</b>							
2.0 (F35, M35, P35)	85	03/94→09/99	←		2	83.7216-0404.3 330374	L= 400
2.0 16V (F35, M35, P35)	100	03/94→09/99					
2.2 16V (F35, M35, P35)	106	09/99→07/03	→		2	24.5233-0200.3 330425	L= 198
2.2 DTI 16V (F35, M35, P35)	81	09/00→07/03					
2.2 DTI 16V (F35, M35, P35)	88	09/00→07/03					
2.5 DTI (F35, M35, P35)	110	09/01→07/03					
2.5 TD (F35, M35, P35)	96	04/94→07/01					
2.5 V6 (F35, M35, P35)	125	03/94→09/00					
↓							












	kw			 	! #		
<b>OPEL - OMEGA B Caravan (V94) 03/94 → 07/03</b>							
 <b>Bremsschlauch</b>							
2.6 V6 (F35, M35, P35)	132	09/00 → 07/03	←		2	83.7216-0404.3 330374	L= 400
3.2 V6 (F35, M35, P35)	160	02/01 → 07/03	→		2	24.5233-0200.3 330425	L= 198
2.0 DTI 16V (F35, M35, P35)	74	09/97 → 09/00	←	→ 08/00	2	83.7216-0404.3 330374	L= 400
			→	→ 08/00	2	24.5233-0200.3 330425	L= 198
3.0 V6 (F35, M35, P35)	155	04/94 → 02/01	←	→ 01/01	2	83.7216-0404.3 330374	L= 400
			→	→ 01/01	2	24.5233-0200.3 330425	L= 198
<b>OPEL - SIGNUM CC (Z03) 05/03 → 12/08</b>							
 <b>Bremssattel</b>							
1.8 (F48)	90	05/03 → 07/05	←	☐; 51066207 →; für Fahrzeuge mit Sportfahrwerk		24.3571-9779.5 241098	ATE - Halter
1.9 CDTI (F48)	88	04/04 → 02/08					
1.9 CDTI (F48)	110	04/04 → 02/08	←	☐; 51066207 →; für Fahrzeuge mit Sportfahrwerk		24.3571-9780.5 241099	ATE - Halter
2.2 DTI (F48)	92	05/03 → 04/04	←	☐; für Fahrzeuge ohne Sportfahrwerk; nur paarweise austauschen		24.3571-9781.5 240984	ATE - Halter
			←	☐; für Fahrzeuge ohne Sportfahrwerk; nur paarweise austauschen		24.3571-9782.5 240985	ATE - Halter
			→	☐; → 41085480		24.3407-7001.5 241080	ATE - Halter
			→	☐; → 41085480		24.3407-7002.5 241081	ATE - Halter
			→	☐; → 41085480; V		24.3407-7003.5 241105	ATE - Halter
			→	☐; → 41085480; V		24.3407-7004.5 241106	ATE - Halter
			→	☐; 41085481 →		24.3407-7005.5 241082	ATE - Halter
			→	☐; 41085481 →		24.3407-7006.5 241083	ATE - Halter
			→	☐; 41085481 →; V		24.3407-7007.5 241107	ATE - Halter
			→	☐; 41085481 →; V		24.3407-7008.5 241108	ATE - Halter
1.8 (F48)	103	09/05 → 12/08	←	☐; → 05/08; für Polizeifahrzeuge		24.3571-9779.5 241098	ATE - Halter
			←	☐; → 05/08; für Polizeifahrzeuge		24.3571-9780.5 241099	ATE - Halter
			←	☐; → 05/08; nicht für Polizeifahrzeuge; nur paarweise austauschen		24.3571-9781.5 240984	ATE - Halter
			←	☐; → 05/08; nicht für Polizeifahrzeuge; nur paarweise austauschen		24.3571-9782.5 240985	ATE - Halter
			→	☐; → 05/08		24.3407-7005.5 241082	ATE - Halter
			→	☐; → 05/08		24.3407-7006.5 241083	ATE - Halter
1.9 CDTI (F48)	74	08/05 → 02/08	←	☐; für Polizeifahrzeuge		24.3571-9779.5 241098	ATE - Halter
			←	☐; für Polizeifahrzeuge		24.3571-9780.5 241099	ATE - Halter
			←	☐; nicht für Polizeifahrzeuge; nur paarweise austauschen		24.3571-9781.5 240984	ATE - Halter
			←	☐; nicht für Polizeifahrzeuge; nur paarweise austauschen		24.3571-9782.5 240985	ATE - Halter
			→	☐		24.3407-7005.5 241082	ATE - Halter
			→	☐		24.3407-7006.5 241083	ATE - Halter
2.0 DTI (F48)	74	05/03 → 04/04	←	☐; für Fahrzeuge ohne Sportfahrwerk; nur paarweise austauschen		24.3571-9781.5 240984	ATE - Halter
			←	☐; für Fahrzeuge ohne Sportfahrwerk; nur paarweise austauschen		24.3571-9782.5 240985	ATE - Halter
			→	☐; → 41085480		24.3407-7001.5 241080	ATE - Halter
			→	☐; → 41085480		24.3407-7002.5 241081	ATE - Halter
			→	☐; → 41085480; V		24.3407-7003.5 241105	ATE - Halter
			→	☐; → 41085480; V		24.3407-7004.5 241106	ATE - Halter
			→	☐; 41085481 →		24.3407-7005.5 241082	ATE - Halter
			→	☐; 41085481 →		24.3407-7006.5 241083	ATE - Halter
			→	☐; 41085481 →; V		24.3407-7007.5 241107	ATE - Halter
			→	☐; 41085481 →; V		24.3407-7008.5 241108	ATE - Halter
2.0 Turbo (F48)	129	05/03 → 12/08	←	☐; 51066207 →; → 05/08		24.3571-9779.5 241098	ATE - Halter
			←	☐; 51066207 →; → 05/08		24.3571-9780.5 241099	ATE - Halter
			→	☐; → 41085480; V		24.3407-7003.5 241105	ATE - Halter
			→	☐; → 41085480; V		24.3407-7004.5 241106	ATE - Halter
			→	☐; 41085481 →; → 05/08; V		24.3407-7007.5 241107	ATE - Halter
↓							

	kw			 	! #		
<b>OPEL - SIGNUM CC (Z03) 05/03→12/08</b>							
<b> Bremssattel</b>							
2.0 Turbo (F48)	129	05/03→12/08	➔	☐; 41085481→; → 05/08; V		24.3407-7008.5 241108	ATE - Halter
2.2 direct (F48)	114	05/03→09/08	➔	☐; 51066207→; → 05/08; für Fahrzeuge mit Sportfahrwerk		24.3571-9779.5 241098	ATE - Halter
			➔	☐; 51066207→; → 05/08; für Fahrzeuge mit Sportfahrwerk		24.3571-9780.5 241099	ATE - Halter
			➔	☐; → 05/08; für Fahrzeuge ohne Sportfahrwerk; nur paarweise austauschen		24.3571-9781.5 240984	ATE - Halter
			➔	☐; → 05/08; für Fahrzeuge ohne Sportfahrwerk; nur paarweise austauschen		24.3571-9782.5 240985	ATE - Halter
			➔	☐; → 41085480		24.3407-7001.5 241080	ATE - Halter
			➔	☐; → 41085480		24.3407-7002.5 241081	ATE - Halter
			➔	☐; → 41085480; V		24.3407-7003.5 241105	ATE - Halter
			➔	☐; → 41085480; V		24.3407-7004.5 241106	ATE - Halter
			➔	☐; 41085481→; → 05/08		24.3407-7005.5 241082	ATE - Halter
			➔	☐; 41085481→; → 05/08		24.3407-7006.5 241083	ATE - Halter
➔	☐; 41085481→; → 05/08; V		24.3407-7007.5 241107	ATE - Halter			
➔	☐; 41085481→; → 05/08; V		24.3407-7008.5 241108	ATE - Halter			
2.8 V6 Turbo (F48)	169	09/05→12/08	➔	☐; → 05/08		11.9606-9972.2 220590	ATE - Halter
3.0 V6 CDTI (F48)	135	09/05→12/08	➔	☐; → 05/08; V		24.3407-7007.5 241107	ATE - Halter
			➔	☐; → 05/08; V		24.3407-7008.5 241108	ATE - Halter
2.8 V6 Turbo (F48)	184	01/06→12/08	➔	☐; 03/06→ 05/08		11.9606-9972.2 220590	ATE - Halter
			➔	☐; 03/06→ 05/08; V		24.3407-7007.5 241107	ATE - Halter
			➔	☐; 03/06→ 05/08; V		24.3407-7008.5 241108	ATE - Halter
3.0 V6 CDTI (F48) 3.2 V6 (F48)	130 155	05/03→07/05 05/03→07/05	➔	☐; 31068239→ 51999999		11.9606-9972.2 220590	ATE - Halter
			➔	☐; → 41085480; V		24.3407-7003.5 241105	ATE - Halter
			➔	☐; → 41085480; V		24.3407-7004.5 241106	ATE - Halter
			➔	☐; 41085481→; V		24.3407-7007.5 241107	ATE - Halter
➔	☐; 41085481→; V		24.3407-7008.5 241108	ATE - Halter			
<b>Bremssattelachssatz</b>							
1.8 (F48)	90	05/03→07/05	➔	→ 51066206; für Fahrzeuge mit Sportfahrwerk	2	11.0530-0004.2 220933	ATE - Halter
1.9 CDTI (F48)	88	04/04→02/08					
1.9 CDTI (F48)	110	04/04→02/08					
2.2 direct (F48)	114	05/03→09/08					
2.2 DTI (F48)	92	05/03→04/04					
2.0 Turbo (F48)	129	05/03→12/08	➔	→ 51066206	2	11.0530-0004.2 220933	ATE - Halter
3.0 V6 CDTI (F48)	130	05/03→07/05	➔	→ 31068238	2	11.0530-0004.2 220933	ATE - Halter
3.2 V6 (F48)	155	05/03→07/05					
<b>Halter, Bremssattel</b>							
1.8 (F48)	90	05/03→07/05	➔	→ 41085480		11.8170-0633.1 260117	ATE
1.9 CDTI (F48)	88	04/04→02/08					
1.9 CDTI (F48)	110	04/04→02/08	➔	41085481→		11.8170-0633.1 260117	ATE
2.0 DTI (F48)	74	05/03→04/04					
2.2 DTI (F48)	92	05/03→04/04					
1.8 (F48)	103	09/05→12/08	➔	→ 05/08		11.8170-0633.1 260117	ATE
1.9 CDTI (F48)	74	08/05→02/08	➔			11.8170-0633.1 260117	ATE
2.2 direct (F48)	114	05/03→09/08	➔	41085481→; → 05/08		11.8170-0633.1 260117	ATE
			➔	→ 41085480		11.8170-0633.1 260117	ATE
<b>Feder, Bremssattel</b>							
1.8 (F48)	90	05/03→07/05		41085481→	2	11.8116-0340.1 390595	ATE
1.9 CDTI (F48)	88	04/04→02/08		→ 41085480	2	11.8116-0340.1 390595	ATE
1.9 CDTI (F48)	110	04/04→02/08					
2.2 DTI (F48)	92	05/03→04/04	➔	51066207→; für Fahrzeuge mit Sportfahrwerk	2	11.8116-0356.1 390586	ATE
			➔	für Fahrzeuge ohne Sportfahrwerk; GG	2	11.8116-0356.1 390586	ATE
1.8 (F48)	103	09/05→12/08	➔	→ 05/08	2	11.8116-0340.1 390595	ATE
			➔	→ 05/08	2	11.8116-0356.1 390586	ATE
1.9 CDTI (F48)	74	08/05→02/08			2	11.8116-0340.1 390595	ATE
			➔		2	11.8116-0356.1 390586	ATE
2.0 DTI (F48)	74	05/03→04/04		→ 41085480	2	11.8116-0340.1 390595	ATE
↓							








	kw			 	! #		
<b>OPEL - SIGNUM CC (Z03) 05/03→12/08</b>							
<b>Feder, Bremssattel</b>							
2.0 DTI (F48)	74	05/03→04/04		41085481→	2	11.8116-0340.1 390595	ATE
			←	für Fahrzeuge ohne Sportfahrwerk; GG	2	11.8116-0356.1 390586	ATE
2.0 Turbo (F48)	129	05/03→12/08		→ 41085480	2	11.8116-0340.1 390595	ATE
				41085481→; → 05/08	2	11.8116-0340.1 390595	ATE
			←	51066207→; → 05/08	2	11.8116-0356.1 390586	ATE
2.2 direct (F48)	114	05/03→09/08		→ 41085480	2	11.8116-0340.1 390595	ATE
				41085481→; → 05/08	2	11.8116-0340.1 390595	ATE
			←	→ 05/08; für Fahrzeuge ohne Sportfahrwerk; GG	2	11.8116-0356.1 390586	ATE
			←	51066207→; → 05/08; für Fahrzeuge mit Sportfahrwerk	2	11.8116-0356.1 390586	ATE
2.8 V6 Turbo (F48)	169	09/05→12/08		→ 05/08	2	11.8116-0340.1 390595	ATE
3.0 V6 CDTI (F48)	135	09/05→12/08	←	→ 05/08	2	11.8116-0345.2 390596	ATE
2.8 V6 Turbo (F48)	184	01/06→12/08		03/06→ 05/08	2	11.8116-0340.1 390595	ATE
			←	03/06→ 05/08	2	11.8116-0345.2 390596	ATE
3.0 V6 CDTI (F48)	130	05/03→07/05		→ 41085480	2	11.8116-0340.1 390595	ATE
3.2 V6 (F48)	155	05/03→07/05		41085481→	2	11.8116-0340.1 390595	ATE
			←	31068239→ 51999999	2	11.8116-0345.2 390596	ATE
<b>Führungshülzensatz, Bremssattel</b>							
1.8 (F48)	90	05/03→07/05	←	→ 51066206; für Fahrzeuge mit Sportfahrwerk		11.0101-5407.2 260011	ATE
1.9 CDTI (F48)	88	04/04→02/08					
1.9 CDTI (F48)	110	04/04→02/08	←	für Fahrzeuge ohne Sportfahrwerk		11.0101-5407.2 260011	ATE
2.2 DTI (F48)	92	05/03→04/04	←	51066207→; für Fahrzeuge mit Sportfahrwerk		11.0101-5407.2 260011	ATE
			→	41085481→		11.0101-5407.2 260011	ATE
			→	→ 41085480		11.0101-5407.2 260011	ATE
1.8 (F48)	103	09/05→12/08	←	→ 05/08		11.0101-5407.2 260011	ATE
2.8 V6 Turbo (F48)	169	09/05→12/08					
3.0 V6 CDTI (F48)	135	09/05→12/08	→	→ 05/08		11.0101-5407.2 260011	ATE
1.9 CDTI (F48)	74	08/05→02/08	←			11.0101-5407.2 260011	ATE
			→			11.0101-5407.2 260011	ATE
2.0 DTI (F48)	74	05/03→04/04	←	für Fahrzeuge ohne Sportfahrwerk		11.0101-5407.2 260011	ATE
			→	→ 41085480		11.0101-5407.2 260011	ATE
			→	41085481→		11.0101-5407.2 260011	ATE
2.0 Turbo (F48)	129	05/03→12/08	←	→ 51066206		11.0101-5407.2 260011	ATE
			←	51066207→; → 05/08		11.0101-5407.2 260011	ATE
			→	41085481→; → 05/08		11.0101-5407.2 260011	ATE
			→	→ 41085480		11.0101-5407.2 260011	ATE
2.2 direct (F48)	114	05/03→09/08	←	→ 51066206; für Fahrzeuge mit Sportfahrwerk		11.0101-5407.2 260011	ATE
			←	51066207→; → 05/08; für Fahrzeuge mit Sportfahrwerk		11.0101-5407.2 260011	ATE
			←	→ 05/08; für Fahrzeuge ohne Sportfahrwerk		11.0101-5407.2 260011	ATE
			→	41085481→; → 05/08		11.0101-5407.2 260011	ATE
			→	→ 41085480		11.0101-5407.2 260011	ATE
2.8 V6 Turbo (F48)	184	01/06→12/08	←	03/06→ 05/08		11.0101-5407.2 260011	ATE
			→	03/06→ 05/08		11.0101-5407.2 260011	ATE
3.0 V6 CDTI (F48)	130	05/03→07/05	←	→ 31068238		11.0101-5407.2 260011	ATE
3.2 V6 (F48)	155	05/03→07/05	←	31068239→ 51999999		11.0101-5407.2 260011	ATE
			→	41085481→		11.0101-5407.2 260011	ATE
			→	→ 41085480		11.0101-5407.2 260011	ATE
<b>Führungsbolzen, Bremssattel</b>							
1.8 (F48)	90	05/03→07/05		→ 41085480	2	11.8171-0008.1 990049	ATE
1.9 CDTI (F48)	88	04/04→02/08		41085481→	2	11.8171-0008.1 990049	ATE
1.9 CDTI (F48)	110	04/04→02/08					
2.2 DTI (F48)	92	05/03→04/04		für Fahrzeuge ohne Sportfahrwerk	2	11.8171-0008.1 990049	ATE
				51066207→; für Fahrzeuge mit Sportfahrwerk	2	11.8171-0008.1 990049	ATE
				→ 51066206; für Fahrzeuge mit Sportfahrwerk	2	11.8171-0008.1 990049	ATE
↓							

















	kW			 	! #		
<b>OPEL - SIGNUM CC (Z03) 05/03→12/08</b>							
<b>Führungsbolzen, Bremssattel</b>							
1.8 (F48)	103	09/05→12/08		→ 05/08	2	11.8171-0008.1 990049	ATE
2.8 V6 Turbo (F48)	169	09/05→12/08					
3.0 V6 CDTI (F48)	135	09/05→12/08					
1.9 CDTI (F48)	74	08/05→02/08			2	11.8171-0008.1 990049	ATE
2.0 DTI (F48)	74	05/03→04/04		→ 41085480	2	11.8171-0008.1 990049	ATE
				41085481→	2	11.8171-0008.1 990049	ATE
				für Fahrzeuge ohne Sportfahrwerk	2	11.8171-0008.1 990049	ATE
2.0 Turbo (F48)	129	05/03→12/08		51066207→; → 05/08	2	11.8171-0008.1 990049	ATE
				→ 41085480	2	11.8171-0008.1 990049	ATE
				41085481→; → 05/08	2	11.8171-0008.1 990049	ATE
				→ 51066206	2	11.8171-0008.1 990049	ATE
2.2 direct (F48)	114	05/03→09/08		→ 05/08; für Fahrzeuge ohne Sportfahrwerk	2	11.8171-0008.1 990049	ATE
				→ 41085480	2	11.8171-0008.1 990049	ATE
				51066207→; → 05/08; für Fahrzeuge mit Sportfahrwerk	2	11.8171-0008.1 990049	ATE
				41085481→; → 05/08	2	11.8171-0008.1 990049	ATE
				→ 51066206; für Fahrzeuge mit Sportfahrwerk	2	11.8171-0008.1 990049	ATE
2.8 V6 Turbo (F48)	184	01/06→12/08		03/06→ 05/08	2	11.8171-0008.1 990049	ATE
3.0 V6 CDTI (F48)	130	05/03→07/05		→ 41085480	2	11.8171-0008.1 990049	ATE
3.2 V6 (F48)	155	05/03→07/05		41085481→	2	11.8171-0008.1 990049	ATE
				→ 31068238	2	11.8171-0008.1 990049	ATE
				31068239→ 51999999	2	11.8171-0008.1 990049	ATE
<b>Dichtungssatz, Bremssattel</b>							
2.8 V6 Turbo (F48)	169	09/05→12/08	←	→ 05/08		11.0441-6008.2 250038	ATE für Kolben-Ø [mm]: 60
3.0 V6 CDTI (F48)	135	09/05→12/08					
2.8 V6 Turbo (F48)	184	01/06→12/08	←	03/06→ 05/08		11.0441-6008.2 250038	ATE für Kolben-Ø [mm]: 60
3.0 V6 CDTI (F48)	130	05/03→07/05	←	31068239→ 51999999		11.0441-6008.2 250038	ATE für Kolben-Ø [mm]: 60
3.2 V6 (F48)	155	05/03→07/05					
<b>Bremsschlauch</b>							
1.8 (F48)	90	05/03→07/05	←		2	83.7807-0412.3 331098	L= 412
1.9 CDTI (F48)	74	08/05→02/08					
1.9 CDTI (F48)	88	04/04→02/08	→		2	24.5259-0315.3 330882	L= 315
1.9 CDTI (F48)	110	04/04→02/08					
2.0 DTI (F48)	74	05/03→04/04					
2.2 DTI (F48)	92	05/03→04/04					
3.0 V6 CDTI (F48)	130	05/03→07/05					
3.2 V6 (F48)	155	05/03→07/05					
1.8 (F48)	103	09/05→12/08	←	→ 05/08	2	83.7807-0412.3 331098	L= 412
2.0 Turbo (F48)	129	05/03→12/08					
2.2 direct (F48)	114	05/03→09/08	→	→ 05/08	2	24.5259-0315.3 330882	L= 315
2.8 V6 Turbo (F48)	169	09/05→12/08					
3.0 V6 CDTI (F48)	135	09/05→12/08					
2.8 V6 Turbo (F48)	184	01/06→12/08	←	03/06→ 05/08	2	83.7807-0412.3 331098	L= 412
			→	03/06→ 05/08	2	24.5259-0315.3 330882	L= 315
<b>OPEL - TIGRA (S93) 07/94→12/00</b>							
<b>Bremssattel</b>							
1.4 16V (F07)	66	07/94→12/00	←	☐		24.3481-9871.5 240677	ATE - Halter
1.6 16V (F07)	78	07/94→08/98	←	☐		24.3481-9872.5 240678	ATE - Halter
<b>Feder, Bremssattel</b>							
1.4 16V (F07)	66	07/94→12/00	←		2	11.8116-0129.1 390591	ATE
1.6 16V (F07)	78	07/94→08/98					
<b>Führungshülzensatz, Bremssattel</b>							
1.4 16V (F07)	66	07/94→12/00	←			11.0101-5407.2 260011	ATE
1.6 16V (F07)	78	07/94→08/98					
<b>Führungsbolzen, Bremssattel</b>							
1.4 16V (F07)	66	07/94→12/00	←		2	11.8171-0008.1 990049	ATE
1.6 16V (F07)	78	07/94→08/98					
<b>Dichtungssatz, Bremssattel</b>							
1.4 16V (F07)	66	07/94→12/00	←			11.0441-4811.2 250024	ATE
1.6 16V (F07)	78	07/94→08/98					
↓							









	kw					! #			
<b>OPEL - TIGRA (S93) 07/94→12/00</b>									
 <b>Bremsschlauch</b>									
1.4 16V (F07)	66	07/94→12/00	←			2	24.5231-0320.3	330496	L= 320
1.6 16V (F07)	78	07/94→08/98	→			2	24.5233-0200.3	330425	L= 198
<b>OPEL - TIGRA TwinTop (X04) 06/04→12/10</b>									
 <b>Bremssattel</b>									
1.3 CDTI (R97)	51	06/04→12/10	←	☐; → 08/09			24.3541-1795.5	240788	TRW - Halter
1.4 (R97)	66	06/04→12/10	←	☐; → 08/09			24.3541-1796.5	240789	TRW - Halter
1.8 (R97)	92	06/04→12/10	→	☐; → 08/09			24.3347-1713.5	240701	TRW - Halter
			→	☐; → 08/09			24.3347-1714.5	240702	TRW - Halter
 <b>Bremsschlauch</b>									
1.3 CDTI (R97)	51	06/04→12/10	←	→ 08/09		2	24.5256-0298.3	330756	L= 298
1.4 (R97)	66	06/04→12/10	→	→ 08/09		2	24.5240-0195.3	330753	L= 195
1.8 (R97)	92	06/04→12/10							
<b>OPEL - VECTRA A (J89) 08/88→12/95</b>									
 <b>Bremssattel</b>									
1.6 i (F19, M19)	52	09/93→11/95	←	☐; N1038530→; → 08/95			24.3481-9871.5	240677	ATE - Halter
1.6 i (F19, M19)	55	09/88→11/95	←	☐; N5000001→; → 08/95			24.3481-9871.5	240677	ATE - Halter
			←	☐; N1038530→; → 08/95			24.3481-9872.5	240678	ATE - Halter
			←	☐; N5000001→; → 08/95			24.3481-9872.5	240678	ATE - Halter
1.7 D (F19, M19)	44	07/92→11/95	←	☐; N5000001→ R5999999			24.3481-9871.5	240677	ATE - Halter
1.8 i Cat (F19, M19)	66	03/90→11/95	←	☐; N1038530→ R1999999			24.3481-9871.5	240677	ATE - Halter
			←	☐; N5000001→ R5999999			24.3481-9872.5	240678	ATE - Halter
			←	☐; N1038530→ R1999999			24.3481-9872.5	240678	ATE - Halter
			←	☐; S1000001→; → 08/95			24.3521-1701.5	240001	ATE - Halter
			←	☐; S5000001→; → 08/95			24.3521-1701.5	240001	ATE - Halter
			←	☐; S5000001→; → 08/95			24.3521-1702.5	240002	ATE - Halter
			←	☐; S1000001→; → 08/95			24.3521-1702.5	240002	ATE - Halter
1.7 TD (F19, M19)	60	03/90→11/95	←	☐; N5000001→ R5999999			24.3481-9871.5	240677	ATE - Halter
			←	☐; N1038530→ R1999999			24.3481-9871.5	240677	ATE - Halter
			←	☐; N5000001→ R5999999			24.3481-9872.5	240678	ATE - Halter
			←	☐; N1038530→ R1999999			24.3481-9872.5	240678	ATE - Halter
			←	☐; S1000001→; → 08/95			24.3521-1701.5	240001	ATE - Halter
			←	☐; S1000001→; → 08/95			24.3521-1702.5	240002	ATE - Halter
2.0 i 16V (F19, M19)	100	08/92→08/95	←	☐			24.3521-1701.5	240001	ATE - Halter
			←	☐			24.3521-1702.5	240002	ATE - Halter
2.0 i 16V 4x4 (F19, M19)	100	06/94→11/95	←	☐; → 08/95			24.3521-1701.5	240001	ATE - Halter
2.0 i Cat (F19, M19)	85	09/88→11/95	←	☐; → 08/95			24.3521-1702.5	240002	ATE - Halter
2000/GT 16V Cat (F19, M19)	110	02/90→11/95	←	☐; → 08/95			24.3521-1702.5	240002	ATE - Halter
2.0 i Turbo 4x4 (F19, M19)	150	06/94→11/95	←	☐; → 08/95			24.3541-8086.5	240526	ATE - Halter
2.5 V6 (F19, M19)	125	02/93→11/95							
<b>Feder, Bremssattel</b>									
1.6 i (F19, M19)	52	09/93→11/95	←	N5000001→; → 08/95		2	11.8116-0129.1	390591	ATE
1.6 i (F19, M19)	55	09/88→11/95	←	N1038530→; → 08/95		2	11.8116-0129.1	390591	ATE
1.7 D (F19, M19)	44	07/92→11/95		S1000001→; → 08/95		2	11.8116-0097.1	390590	ATE
1.8 i Cat (F19, M19)	66	03/90→11/95		S5000001→; → 08/95		2	11.8116-0097.1	390590	ATE
			←	N5000001→ R5999999		2	11.8116-0129.1	390591	ATE
			←	N1038530→ R1999999		2	11.8116-0129.1	390591	ATE
1.7 TD (F19, M19)	60	03/90→11/95		S1000001→; → 08/95		2	11.8116-0097.1	390590	ATE
			←	N5000001→ R5999999		2	11.8116-0129.1	390591	ATE
			←	N1038530→ R1999999		2	11.8116-0129.1	390591	ATE
2.0 i 16V (F19, M19)	100	08/92→08/95				2	11.8116-0097.1	390590	ATE
2.0 i 16V 4x4 (F19, M19)	100	06/94→11/95		→ 08/95		2	11.8116-0097.1	390590	ATE
2.0 i Cat (F19, M19)	85	09/88→11/95							
2.0 i Cat 4x4 (F19, M19)	85	01/89→11/95							
↓									









	kW			 	! #		
<b>OPEL - VECTRA A (J89) 08/88→12/95</b>							
<b>Feder, Bremssattel</b>							
2000/GT 16V Cat (F19, M19)	110	02/90→11/95		→ 08/95	2	11.8116-0097.1 390590	ATE
2000/GT 16V Cat 4x4 (F19, M19)	110	02/90→11/95					
2.0 i Turbo 4x4 (F19, M19)	150	06/94→11/95		→ 08/95	2	11.8116-0129.1 390591	ATE
2.5 V6 (F19, M19)	125	02/93→11/95					
<b>Führungshülzensatz, Bremssattel</b>							
1.6 i (F19, M19)	52	09/93→11/95	←	N1038530→; → 08/95		11.0101-5407.2 260011	ATE
1.6 i (F19, M19)	55	09/88→11/95	←	N5000001→; → 08/95		11.0101-5407.2 260011	ATE
1.7 D (F19, M19)	44	07/92→11/95	←	N5000001→ R5999999		11.0101-5407.2 260011	ATE
1.8 i Cat (F19, M19)	66	03/90→11/95	←	N1038530→ R1999999		11.0101-5407.2 260011	ATE
			←	S1000001→; → 08/95		11.0101-5407.2 260011	ATE
			←	S5000001→; → 08/95		11.0101-5407.2 260011	ATE
1.7 TD (F19, M19)	60	03/90→11/95	←	N1038530→ R1999999		11.0101-5407.2 260011	ATE
			←	N5000001→ R5999999		11.0101-5407.2 260011	ATE
			←	S1000001→; → 08/95		11.0101-5407.2 260011	ATE
2.0 i 16V (F19, M19)	100	08/92→08/95	←			11.0101-5407.2 260011	ATE
2.0 i 16V 4x4 (F19, M19)	100	06/94→11/95	←	→ 08/95		11.0101-5407.2 260011	ATE
2.0 i Cat (F19, M19)	85	09/88→11/95					
2.0 i Cat 4x4 (F19, M19)	85	01/89→11/95					
2.0 i Turbo 4x4 (F19, M19)	150	06/94→11/95					
2.5 V6 (F19, M19)	125	02/93→11/95					
2000/GT 16V Cat (F19, M19)	110	02/90→11/95					
2000/GT 16V Cat 4x4 (F19, M19)	110	02/90→11/95					
<b>Führungsbolzen, Bremssattel</b>							
1.6 i (F19, M19)	52	09/93→11/95	←	N5000001→; → 08/95	2	11.8171-0008.1 990049	ATE
1.6 i (F19, M19)	55	09/88→11/95	←	N1038530→; → 08/95	2	11.8171-0008.1 990049	ATE
1.7 D (F19, M19)	44	07/92→11/95		S1000001→; → 08/95	2	11.8171-0008.1 990049	ATE
1.8 i Cat (F19, M19)	66	03/90→11/95		S5000001→; → 08/95	2	11.8171-0008.1 990049	ATE
			←	N5000001→ R5999999	2	11.8171-0008.1 990049	ATE
			←	N1038530→ R1999999	2	11.8171-0008.1 990049	ATE
1.7 TD (F19, M19)	60	03/90→11/95		S1000001→; → 08/95	2	11.8171-0008.1 990049	ATE
			←	N5000001→ R5999999	2	11.8171-0008.1 990049	ATE
			←	N1038530→ R1999999	2	11.8171-0008.1 990049	ATE
2.0 i 16V (F19, M19)	100	08/92→08/95			2	11.8171-0008.1 990049	ATE
2.0 i 16V 4x4 (F19, M19)	100	06/94→11/95		→ 08/95	2	11.8171-0008.1 990049	ATE
			←	→ 08/95	2	11.8171-0008.1 990049	ATE
2.0 i Cat (F19, M19)	85	09/88→11/95		→ 08/95	2	11.8171-0008.1 990049	ATE
2000/GT 16V Cat (F19, M19)	110	02/90→11/95					
2.0 i Cat 4x4 (F19, M19)	85	01/89→11/95	←	→ 08/95	2	11.8171-0008.1 990049	ATE
2.0 i Turbo 4x4 (F19, M19)	150	06/94→11/95					
2.5 V6 (F19, M19)	125	02/93→11/95					
2000/GT 16V Cat 4x4 (F19, M19)	110	02/90→11/95					
<b>Dichtungssatz, Bremssattel</b>							
1.6 i (F19, M19)	52	09/93→11/95	←	→ M5999999		11.0441-4803.2 250018	ATE
1.6 i (F19, M19)	55	09/88→11/95	←	→ N1038529		11.0441-4803.2 250018	ATE
			←	N5000001→; → 08/95		11.0441-4811.2 250024	ATE
			←	N1038530→; → 08/95		11.0441-4811.2 250024	ATE
1.7 D (F19, M19)	44	07/92→11/95	←	→ M5999999		11.0441-4803.2 250018	ATE
1.8 i Cat (F19, M19)	66	03/90→11/95	←	→ N1038529		11.0441-4803.2 250018	ATE
			←	N1038530→ R1999999		11.0441-4811.2 250024	ATE
			←	N5000001→ R5999999		11.0441-4811.2 250024	ATE
			←	S1000001→; → 08/95		11.0441-5202.2 250026	ATE
			←	S5000001→; → 08/95		11.0441-5202.2 250026	ATE
↓							










	kw			 	! #			
<b>OPEL - VECTRA A (J89) 08/88→12/95</b>								
<b>Dichtungssatz, Bremssattel</b>								
1.7 TD (F19, M19)	60	03/90→11/95	←	→ M5999999		11.0441-4803.2	250018	ATE
			←	→ N1038529		11.0441-4803.2	250018	ATE
			←	N5000001→ R5999999		11.0441-4811.2	250024	ATE
			←	N1038530→ R1999999		11.0441-4811.2	250024	ATE
			←	S1000001→; → 08/95		11.0441-5202.2	250026	ATE
2.0 i 16V (F19, M19)	100	08/92→08/95	←			11.0441-5202.2	250026	ATE
			→			13.0441-3506.2	250052	ATE
2.0 i 16V 4x4 (F19, M19)	100	06/94→11/95	←	→ 08/95		11.0441-5202.2	250026	ATE
						11.0441-5402.2	250028	ATE
			→	→ 08/95		13.0441-3506.2	250052	ATE
2.0 i Cat (F19, M19) 2000/GT 16V Cat (F19, M19)	85	09/88→11/95	←	→ 08/95		11.0441-5202.2	250026	ATE
	110	02/90→11/95	→	→ 08/95		13.0441-3506.2	250052	ATE
2.0 i Cat 4x4 (F19, M19) 2000/GT 16V Cat 4x4 (F19, M19)	85	01/89→11/95	←	→ 08/95		11.0441-5402.2	250028	ATE
	110	02/90→11/95						
2.5 V6 (F19, M19)	125	02/93→11/95	→	→ 08/95		13.0441-3506.2	250052	ATE
<b>Bremsschlauch</b>								
1.6 i (F19, M19)	52	09/93→11/95	←	→ 08/95	2	24.5298-0322.3	331314	L= 322
1.6 i (F19, M19)	55	09/88→11/95						
1.7 D (F19, M19)	44	07/92→11/95	→	P1000001→; → 08/95	2	24.5117-0195.3	330565	L= 198
1.7 TD (F19, M19)	60	03/90→11/95	→	→ N5999999	2	24.5233-0200.3	330425	L= 198
1.8 i Cat (F19, M19)	66	03/90→11/95						
2.0 i 16V 4x4 (F19, M19)	100	06/94→11/95						
2.0 i Cat (F19, M19)	85	09/88→11/95						
2.0 i Cat 4x4 (F19, M19)	85	01/89→11/95						
2.0 i Turbo 4x4 (F19, M19)	150	06/94→11/95						
2.5 V6 (F19, M19)	125	02/93→11/95						
2000/GT 16V Cat (F19, M19)	110	02/90→11/95						
2000/GT 16V Cat 4x4 (F19, M19)	110	02/90→11/95						
2.0 i 16V (F19, M19)	100	08/92→08/95	←		2	24.5298-0322.3	331314	L= 322
			→	P1000001→	2	24.5117-0195.3	330565	L= 198
			→	→ N5999999	2	24.5233-0200.3	330425	L= 198
<b>OPEL - VECTRA A CC (J89) 04/88→12/95</b>								
<b>Bremssattel</b>								
1.6 i (F68, M68)	52	09/93→11/95	←	☐; N1038530→; → 08/95		24.3481-9871.5	240677	ATE - Halter
	55	09/88→11/95	←	☐; N5000001→; → 08/95		24.3481-9871.5	240677	ATE - Halter
1.7 D (F68, M68)	44	07/92→11/95	←	☐; N1038530→; → 08/95		24.3481-9872.5	240678	ATE - Halter
			←	☐; N5000001→; → 08/95		24.3481-9872.5	240678	ATE - Halter
			←	☐; N1038530→ R5999999		24.3481-9871.5	240677	ATE - Halter
			←	☐; N5000001→ R5999999		24.3481-9872.5	240678	ATE - Halter
			←	☐; N1038530→ R1999999		24.3481-9872.5	240678	ATE - Halter
1.8 i Cat (F68, M68)	66	03/90→11/95	←	☐; S1000001→; → 08/95		24.3521-1701.5	240001	ATE - Halter
			←	☐; S5000001→; → 08/95		24.3521-1701.5	240001	ATE - Halter
			←	☐; S5000001→; → 08/95		24.3521-1702.5	240002	ATE - Halter
			←	☐; S1000001→; → 08/95		24.3521-1702.5	240002	ATE - Halter
			←	☐; N5000001→ R5999999		24.3481-9871.5	240677	ATE - Halter
			←	☐; N1038530→ R1999999		24.3481-9871.5	240677	ATE - Halter
			←	☐; N5000001→ R5999999		24.3481-9872.5	240678	ATE - Halter
1.7 TD (F68, M68)	60	03/90→11/95	←	☐; S1000001→; → 08/95		24.3521-1701.5	240001	ATE - Halter
			←	☐; S1000001→; → 08/95		24.3521-1702.5	240002	ATE - Halter
			←	☐; N5000001→ R5999999		24.3481-9871.5	240677	ATE - Halter
			←	☐; N1038530→ R1999999		24.3481-9871.5	240677	ATE - Halter
			←	☐; N5000001→ R5999999		24.3481-9872.5	240678	ATE - Halter
			←	☐; N1038530→ R1999999		24.3481-9872.5	240678	ATE - Halter
2.0 i 16V (F68, M68)	100	08/92→08/95	←	☐		24.3521-1701.5	240001	ATE - Halter
			←	☐		24.3521-1702.5	240002	ATE - Halter
2.0 i 16V Cat (F68, M68)	110	02/90→11/95	←	☐; → 08/95		24.3521-1701.5	240001	ATE - Halter
2.0 i Cat (F68, M68)	85	09/88→11/95						








	kW			 	! #		
<b>OPEL - VECTRA A CC (J89) 04/88→12/95</b>							
<b>Bremssattel</b>							
2.0 i GT (F68, M68)	95	09/88→11/95	←	☐; → 08/95		24.3521-1702.5 240002	ATE - Halter
2.5 V6 (F68, M68)	125	02/93→11/95	←	☐; → 08/95		24.3541-8086.5 240526	ATE - Halter
<b>Feder, Bremssattel</b>							
1.6 i (F68, M68)	52	09/93→11/95	←	N5000001→; → 08/95	2	11.8116-0129.1 390591	ATE
1.6 i Cat (F68, M68)	55	09/88→11/95	←	N1038530→; → 08/95	2	11.8116-0129.1 390591	ATE
1.7 D (F68, M68)	44	07/92→11/95		S1000001→; → 08/95	2	11.8116-0097.1 390590	ATE
1.8 i Cat (F68, M68)	66	03/90→11/95		S5000001→; → 08/95	2	11.8116-0097.1 390590	ATE
			←	N5000001→ R5999999	2	11.8116-0129.1 390591	ATE
			←	N1038530→ R1999999	2	11.8116-0129.1 390591	ATE
1.7 TD (F68, M68)	60	03/90→11/95		S1000001→; → 08/95	2	11.8116-0097.1 390590	ATE
			←	N5000001→ R5999999	2	11.8116-0129.1 390591	ATE
			←	N1038530→ R1999999	2	11.8116-0129.1 390591	ATE
2.0 i 16V (F68, M68)	100	08/92→08/95			2	11.8116-0097.1 390590	ATE
2.0 i 16V Cat (F68, M68)	110	02/90→11/95		→ 08/95	2	11.8116-0097.1 390590	ATE
2.0 i Cat (F68, M68)	85	09/88→11/95					
2.0 i GT (F68, M68)	95	09/88→11/95					
2.5 V6 (F68, M68)	125	02/93→11/95		→ 08/95	2	11.8116-0129.1 390591	ATE
<b>Führungshülzensatz, Bremssattel</b>							
1.6 i (F68, M68)	52	09/93→11/95	←	N1038530→; → 08/95		11.0101-5407.2 260011	ATE
1.6 i Cat (F68, M68)	55	09/88→11/95	←	N5000001→; → 08/95		11.0101-5407.2 260011	ATE
1.7 D (F68, M68)	44	07/92→11/95	←	N1038530→ R1999999		11.0101-5407.2 260011	ATE
1.8 i Cat (F68, M68)	66	03/90→11/95	←	N5000001→ R5999999		11.0101-5407.2 260011	ATE
			←	S1000001→; → 08/95		11.0101-5407.2 260011	ATE
			←	S5000001→; → 08/95		11.0101-5407.2 260011	ATE
1.7 TD (F68, M68)	60	03/90→11/95	←	N5000001→ R5999999		11.0101-5407.2 260011	ATE
			←	N1038530→ R1999999		11.0101-5407.2 260011	ATE
			←	S1000001→; → 08/95		11.0101-5407.2 260011	ATE
2.0 i 16V (F68, M68)	100	08/92→08/95	←			11.0101-5407.2 260011	ATE
2.0 i 16V Cat (F68, M68)	110	02/90→11/95	←	→ 08/95		11.0101-5407.2 260011	ATE
2.0 i Cat (F68, M68)	85	09/88→11/95					
2.0 i GT (F68, M68)	95	09/88→11/95					
2.5 V6 (F68, M68)	125	02/93→11/95					
<b>Führungsbolzen, Bremssattel</b>							
1.6 i (F68, M68)	52	09/93→11/95	←	N5000001→; → 08/95	2	11.8171-0008.1 990049	ATE
1.6 i Cat (F68, M68)	55	09/88→11/95	←	N1038530→; → 08/95	2	11.8171-0008.1 990049	ATE
1.7 D (F68, M68)	44	07/92→11/95		S1000001→; → 08/95	2	11.8171-0008.1 990049	ATE
1.8 i Cat (F68, M68)	66	03/90→11/95		S5000001→; → 08/95	2	11.8171-0008.1 990049	ATE
			←	N5000001→ R5999999	2	11.8171-0008.1 990049	ATE
			←	N1038530→ R1999999	2	11.8171-0008.1 990049	ATE
1.7 TD (F68, M68)	60	03/90→11/95		S1000001→; → 08/95	2	11.8171-0008.1 990049	ATE
			←	N5000001→ R5999999	2	11.8171-0008.1 990049	ATE
			←	N1038530→ R1999999	2	11.8171-0008.1 990049	ATE
2.0 i 16V (F68, M68)	100	08/92→08/95			2	11.8171-0008.1 990049	ATE
2.0 i 16V Cat (F68, M68)	110	02/90→11/95		→ 08/95	2	11.8171-0008.1 990049	ATE
2.0 i Cat (F68, M68)	85	09/88→11/95					
2.0 i GT (F68, M68)	95	09/88→11/95					
2.5 V6 (F68, M68)	125	02/93→11/95	←	→ 08/95	2	11.8171-0008.1 990049	ATE
<b>Dichtungssatz, Bremssattel</b>							
1.6 i (F68, M68)	52	09/93→11/95	←	→ M5999999		11.0441-4803.2 250018	ATE
1.6 i Cat (F68, M68)	55	09/88→11/95	←	→ N1038529		11.0441-4803.2 250018	ATE
			←	N5000001→; → 08/95		11.0441-4811.2 250024	ATE
			←	N1038530→; → 08/95		11.0441-4811.2 250024	ATE
1.7 D (F68, M68)	44	07/92→11/95	←	→ M5999999		11.0441-4803.2 250018	ATE
1.8 i Cat (F68, M68)	66	03/90→11/95	←	→ N1038529		11.0441-4803.2 250018	ATE
			←	N1038530→ R1999999		11.0441-4811.2 250024	ATE
↓							

	kw				! #		
<b>OPEL - VECTRA A CC (J89) 04/88→12/95</b>							
<b>Dichtungssatz, Bremssattel</b>							
1.7 D (F68, M68)	44	07/92→11/95	←	N5000001→ R5999999		11.0441-4811.2 250024	ATE
1.8 i Cat (F68, M68)	66	03/90→11/95	←	S1000001→; → 08/95		11.0441-5202.2 250026	ATE
			←	S5000001→; → 08/95		11.0441-5202.2 250026	ATE
1.7 TD (F68, M68)	60	03/90→11/95	←	→ M5999999		11.0441-4803.2 250018	ATE
			←	→ N1038529		11.0441-4803.2 250018	ATE
			←	N5000001→ R5999999		11.0441-4811.2 250024	ATE
			←	N1038530→ R1999999		11.0441-4811.2 250024	ATE
			←	S1000001→; → 08/95		11.0441-5202.2 250026	ATE
2.0 i 16V (F68, M68)	100	08/92→08/95	←			11.0441-5202.2 250026	ATE
			→			13.0441-3506.2 250052	ATE
2.0 i 16V Cat (F68, M68)	110	02/90→11/95	←	→ 08/95		11.0441-5202.2 250026	ATE
2.0 i Cat (F68, M68)	85	09/88→11/95	→	→ 08/95		13.0441-3506.2 250052	ATE
2.0 i GT (F68, M68)	95	09/88→11/95	→	→ 08/95		13.0441-3506.2 250052	ATE
2.5 V6 (F68, M68)	125	02/93→11/95	→	→ 08/95		13.0441-3506.2 250052	ATE
<b> Bremsschlauch</b>							
1.6 i (F68, M68)	52	09/93→11/95	←	→ 08/95	2	24.5298-0322.3 331314	L= 322
1.6 i Cat (F68, M68)	55	09/88→11/95	→	P1000001→; → 08/95	2	24.5117-0195.3 330565	L= 198
1.7 D (F68, M68)	44	07/92→11/95	→				
1.7 TD (F68, M68)	60	03/90→11/95	→	→ N5999999	2	24.5233-0200.3 330425	L= 198
1.8 i Cat (F68, M68)	66	03/90→11/95					
2.0 i 16V Cat (F68, M68)	110	02/90→11/95					
2.0 i Cat (F68, M68)	85	09/88→11/95					
2.0 i GT (F68, M68)	95	09/88→11/95					
2.5 V6 (F68, M68)	125	02/93→11/95					
2.0 i 16V (F68, M68)	100	08/92→08/95	←		2	24.5298-0322.3 331314	L= 322
			→	P1000001→	2	24.5117-0195.3 330565	L= 198
			→	→ N5999999	2	24.5233-0200.3 330425	L= 198
<b>OPEL - VECTRA B (J96) 09/95→07/04</b>							
<b> Bremssattel</b>							
1.6 i (F19)	55	10/95→04/02	←	☐; → W7999999		24.3521-1701.5 240001	ATE - Halter
2.0 DI 16V (F19)	60	11/96→04/02	←	☐; → W7999999		24.3521-1702.5 240002	ATE - Halter
			←	☐; X1000001→		24.3571-1761.5 240461	ATE - Halter
			←	☐; X1000001→		24.3571-1762.5 240462	ATE - Halter
1.6 i 16V (F19)	74	10/95→04/02	←	☐; → W7999999		24.3521-1701.5 240001	ATE - Halter
1.8 i 16V (F19)	85	10/95→09/00	←	☐; → W7999999		24.3521-1702.5 240002	ATE - Halter
1.8 i 16V (F19)	92	09/00→04/02	←	☐; X1000001→		24.3571-1761.5 240461	ATE - Halter
2.0 DTI 16V (F19)	74	06/97→04/02	←	☐; X1000001→		24.3571-1762.5 240462	ATE - Halter
			→	☐; → V7999999		24.4351-0025.5 230087	ATE
			→	☐; → V7999999		24.4351-0026.5 230088	ATE
			→	☐; W1000001→		24.9235-0051.5 230003	ATE
			→	☐; W1000001→		24.9235-0052.5 230004	ATE
1.7 TD (F19)	60	10/95→12/98	←	☐; → 11/96		24.3521-1701.5 240001	ATE - Halter
			←	☐; → 11/96		24.3521-1702.5 240002	ATE - Halter
			→	☐; → V7999999		24.4351-0025.5 230087	ATE
			→	☐; → V7999999		24.4351-0026.5 230088	ATE
			→	☐; W1000001→; → 11/96		24.9235-0051.5 230003	ATE
			→	☐; W1000001→; → 11/96		24.9235-0052.5 230004	ATE
2.0 i 16V (F19)	100	09/95→06/00	←	☐		24.3571-1761.5 240461	ATE - Halter
2.5 i V6 (F19)	125	10/95→09/00	←	☐		24.3571-1762.5 240462	ATE - Halter
			→	☐; → V7999999		24.4351-0025.5 230087	ATE
			→	☐; → V7999999		24.4351-0026.5 230088	ATE
			→	☐; W1000001→		24.9235-0051.5 230003	ATE
			→	☐; W1000001→		24.9235-0052.5 230004	ATE
2.2 DTI 16V (F19)	88	09/00→04/02	←	☐		24.3571-1761.5 240461	ATE - Halter
2.2 DTI 16V (F19)	92	09/00→04/02	←	☐		24.3571-1762.5 240462	ATE - Halter
2.2 i 16V (F19)	102	07/00→07/02	←	☐		24.3571-1762.5 240462	ATE - Halter
2.2 i 16V (F19)	108	09/00→04/02	→	☐		24.9235-0051.5 230003	ATE
↓							








	kw				! #		
<b>OPEL - VECTRA B (J96) 09/95→07/04</b>							
<b>Bremssattel</b>							
2.6 i V6 (F19)	125	09/00→04/02	➔	☐		24.9235-0052.5 230004	ATE
i 500 2.5 (F19)	143	05/98→09/00					
<b>Feder, Bremssattel</b>							
1.6 i (F19)	55	10/95→04/02		→ W7999999	2	11.8116-0097.1 390590	ATE
1.6 i 16V (F19)	74	10/95→04/02		X1000001→	2	11.8116-0292.1 390521	ATE
1.8 i 16V (F19)	85	10/95→09/00					
1.8 i 16V (F19)	92	09/00→04/02					
2.0 DI 16V (F19)	60	11/96→04/02					
2.0 DTI 16V (F19)	74	06/97→04/02					
1.7 TD (F19)	60	10/95→12/98		→ 11/96	2	11.8116-0097.1 390590	ATE
2.0 i 16V (F19)	100	09/95→06/00			2	11.8116-0292.1 390521	ATE
2.2 DTI 16V (F19)	88	09/00→04/02					
2.2 DTI 16V (F19)	92	09/00→04/02					
2.2 i 16V (F19)	102	07/00→07/02					
2.2 i 16V (F19)	108	09/00→04/02					
2.5 i V6 (F19)	125	10/95→09/00					
2.6 i V6 (F19)	125	09/00→04/02					
i 500 2.5 (F19)	143	05/98→09/00					
<b>Führungshülzensatz, Bremssattel</b>							
1.6 i (F19)	55	10/95→04/02	←	X1000001→		11.0101-5407.2 260011	ATE
1.6 i 16V (F19)	74	10/95→04/02		→ W7999999		11.0101-5407.2 260011	ATE
1.8 i 16V (F19)	85	10/95→09/00	←				
1.8 i 16V (F19)	92	09/00→04/02					
2.0 DI 16V (F19)	60	11/96→04/02					
2.0 DTI 16V (F19)	74	06/97→04/02					
1.7 TD (F19)	60	10/95→12/98	←	→ 11/96	2	11.0101-5407.2 260011	ATE
2.0 i 16V (F19)	100	09/95→06/00	←			11.0101-5407.2 260011	ATE
2.2 DTI 16V (F19)	88	09/00→04/02					
2.2 DTI 16V (F19)	92	09/00→04/02					
2.2 i 16V (F19)	102	07/00→07/02					
2.2 i 16V (F19)	108	09/00→04/02					
2.5 i V6 (F19)	125	10/95→09/00					
2.6 i V6 (F19)	125	09/00→04/02					
i 500 2.5 (F19)	143	05/98→09/00					
<b>Führungsbolzen, Bremssattel</b>							
1.6 i (F19)	55	10/95→04/02		→ W7999999	2	11.8171-0008.1 990049	ATE
1.6 i 16V (F19)	74	10/95→04/02	←	X1000001→	2	11.8171-0008.1 990049	ATE
1.8 i 16V (F19)	85	10/95→09/00					
1.8 i 16V (F19)	92	09/00→04/02					
2.0 DI 16V (F19)	60	11/96→04/02					
2.0 DTI 16V (F19)	74	06/97→04/02					
1.7 TD (F19)	60	10/95→12/98		→ 11/96	2	11.8171-0008.1 990049	ATE
2.0 i 16V (F19)	100	09/95→06/00	←		2	11.8171-0008.1 990049	ATE
2.2 DTI 16V (F19)	88	09/00→04/02					
2.2 DTI 16V (F19)	92	09/00→04/02					
2.2 i 16V (F19)	102	07/00→07/02					
2.2 i 16V (F19)	108	09/00→04/02					
2.5 i V6 (F19)	125	10/95→09/00					
2.6 i V6 (F19)	125	09/00→04/02					
i 500 2.5 (F19)	143	05/98→09/00					
<b>Dichtungssatz, Bremssattel</b>							
1.6 i (F19)	55	10/95→04/02	←	→ W7999999		11.0441-5202.2 250026	ATE
2.0 DI 16V (F19)	60	11/96→04/02	←	X1000001→		11.0441-5704.2 250034	ATE
1.6 i 16V (F19)	74	10/95→04/02	←				
1.8 i 16V (F19)	85	10/95→09/00	←				
1.8 i 16V (F19)	92	09/00→04/02	←				
2.0 DTI 16V (F19)	74	06/97→04/02	➔				
			➔	→ V7999999		13.0441-3506.2 250052	ATE
			➔	W1000001→		13.0441-3507.2 250053	ATE
1.7 TD (F19)	60	10/95→12/98	←	→ 11/96		11.0441-5202.2 250026	ATE
			➔	→ V7999999		13.0441-3506.2 250052	ATE
			➔	W1000001→; → 11/96		13.0441-3507.2 250053	ATE
2.0 i 16V (F19)	100	09/95→06/00	←			11.0441-5704.2 250034	ATE
2.5 i V6 (F19)	125	10/95→09/00	➔	→ V7999999		13.0441-3506.2 250052	ATE
			➔	W1000001→		13.0441-3507.2 250053	ATE
2.2 DTI 16V (F19)	88	09/00→04/02	←			11.0441-5704.2 250034	ATE
2.2 DTI 16V (F19)	92	09/00→04/02					
2.2 i 16V (F19)	102	07/00→07/02	➔			13.0441-3507.2 250053	ATE
2.2 i 16V (F19)	108	09/00→04/02					
2.6 i V6 (F19)	125	09/00→04/02					
i 500 2.5 (F19)	143	05/98→09/00					
			↓				

















	kw			 	! #		
<b>OPEL - VECTRA B (J96) 09/95→07/04</b>							
 <b>Bremsschlauch</b>							
1.6 i (F19)	55	10/95→04/02	←		2	24.5231-0391.3 331424	L= 390
1.6 i 16V (F19)	74	10/95→04/02	→		2	24.5233-0200.3 330425	L= 198
1.8 i 16V (F19)	85	10/95→09/00					
1.8 i 16V (F19)	92	09/00→04/02					
2.0 DI 16V (F19)	60	11/96→04/02					
2.0 DTI 16V (F19)	74	06/97→04/02					
2.0 i 16V (F19)	100	09/95→06/00					
2.2 DTI 16V (F19)	88	09/00→04/02					
2.2 DTI 16V (F19)	92	09/00→04/02					
2.2 i 16V (F19)	102	07/00→07/02					
2.2 i 16V (F19)	108	09/00→04/02					
2.5 i V6 (F19)	125	10/95→09/00					
2.6 i V6 (F19)	125	09/00→04/02					
i 500 2.5 (F19)	143	05/98→09/00					
1.7 TD (F19)	60	10/95→12/98	←	→ 11/96	2	24.5231-0391.3 331424	L= 390
			→	→ 11/96	2	24.5233-0200.3 330425	L= 198
<b>OPEL - VECTRA B Caravan (J96) 11/96→07/03</b>							
 <b>Bremssattel</b>							
1.6 i (F35)	55	11/96→06/00	←	☐; → W7999999		24.3521-1701.5 240001	ATE - Halter
			←	☐; → W7999999		24.3521-1702.5 240002	ATE - Halter
			←	☐; X1000001→		24.3571-1761.5 240461	ATE - Halter
			←	☐; X1000001→		24.3571-1762.5 240462	ATE - Halter
1.6 i 16V (F35)	74	11/96→07/02	←	☐; → W7999999		24.3521-1701.5 240001	ATE - Halter
1.8 i 16V (F35)	92	09/00→07/03	←	☐; → W7999999		24.3521-1702.5 240002	ATE - Halter
2.0 DTI 16V (F35)	74	06/97→07/03	←	☐; X1000001→; → 04/02		24.3571-1761.5 240461	ATE - Halter
			←	☐; X1000001→; → 04/02		24.3571-1762.5 240462	ATE - Halter
			→	☐; → V7999999		24.4351-0025.5 230087	ATE
			→	☐; → V7999999		24.4351-0026.5 230088	ATE
			→	☐; W1000001→; → 04/02		24.9235-0051.5 230003	ATE
			→	☐; W1000001→; → 04/02		24.9235-0052.5 230004	ATE
1.7 TD (F35)	60	11/96→12/97	←	☐; → 11/96		24.3521-1701.5 240001	ATE - Halter
			←	☐; → 11/96		24.3521-1702.5 240002	ATE - Halter
			→	☐; → V7999999		24.4351-0025.5 230087	ATE
			→	☐; → V7999999		24.4351-0026.5 230088	ATE
			→	☐; W1000001→; → 11/96		24.9235-0051.5 230003	ATE
			→	☐; W1000001→; → 11/96		24.9235-0052.5 230004	ATE
1.8 i 16V (F35)	85	11/96→09/00	←	☐; → W7999999		24.3521-1701.5 240001	ATE - Halter
2.0 DI 16V (F35)	60	11/96→06/00	←	☐; → W7999999		24.3521-1702.5 240002	ATE - Halter
			←	☐; X1000001→		24.3571-1761.5 240461	ATE - Halter
			←	☐; X1000001→		24.3571-1762.5 240462	ATE - Halter
			→	☐; → V7999999		24.4351-0025.5 230087	ATE
			→	☐; → V7999999		24.4351-0026.5 230088	ATE
			→	☐; W1000001→		24.9235-0051.5 230003	ATE
			→	☐; W1000001→		24.9235-0052.5 230004	ATE
2.0 i 16V (F35)	100	11/96→06/00	←	☐		24.3571-1761.5 240461	ATE - Halter
2.5 i V6 (F35)	125	11/96→09/00	←	☐		24.3571-1762.5 240462	ATE - Halter
			→	☐; → V7999999		24.4351-0025.5 230087	ATE
			→	☐; → V7999999		24.4351-0026.5 230088	ATE
			→	☐; W1000001→		24.9235-0051.5 230003	ATE
			→	☐; W1000001→		24.9235-0052.5 230004	ATE
2.2 DTI 16V (F35)	88	09/00→04/02	←	☐		24.3571-1761.5 240461	ATE - Halter
i 500 2.5 (F35)	143	05/98→09/00	←	☐		24.3571-1762.5 240462	ATE - Halter
			→	☐		24.9235-0051.5 230003	ATE
			→	☐		24.9235-0052.5 230004	ATE
2.2 DTI 16V (F35)	92	09/00→07/03	←	☐; → 04/02		24.3571-1761.5 240461	ATE - Halter
2.2 i 16V (F35)	108	09/00→07/03	←	☐; → 04/02		24.3571-1762.5 240462	ATE - Halter
2.6 i V6 (F35)	125	09/00→07/03	→	☐; → 04/02		24.9235-0051.5 230003	ATE
↓							









	kw			 	! #		
<b>OPEL - VECTRA B Caravan (J96) 11/96→07/03</b>							
<b>Bremssattel</b>							
2.2 DTI 16V (F35)	92	09/00→07/03	➔	☐; ➔ 04/02		24.9235-0052.5	230004 ATE
2.2 i 16V (F35)	108	09/00→07/03					
2.6 i V6 (F35)	125	09/00→07/03					
<b>Feder, Bremssattel</b>							
1.6 i (F35)	55	11/96→06/00		➔ W7999999	2	11.8116-0097.1	390590 ATE
1.8 i 16V (F35)	85	11/96→09/00		X1000001➔	2	11.8116-0292.1	390521 ATE
2.0 DI 16V (F35)	60	11/96→06/00					
1.6 i 16V (F35)	74	11/96→07/02		➔ W7999999	2	11.8116-0097.1	390590 ATE
1.8 i 16V (F35)	92	09/00→07/03		X1000001➔; ➔ 04/02	2	11.8116-0292.1	390521 ATE
2.0 DTI 16V (F35)	74	06/97→07/03					
1.7 TD (F35)	60	11/96→12/97		➔ 11/96	2	11.8116-0097.1	390590 ATE
2.0 i 16V (F35)	100	11/96→06/00			2	11.8116-0292.1	390521 ATE
2.2 DTI 16V (F35)	88	09/00→04/02					
2.5 i V6 (F35)	125	11/96→09/00					
i 500 2.5 (F35)	143	05/98→09/00					
2.2 DTI 16V (F35)	92	09/00→07/03		➔ 04/02	2	11.8116-0292.1	390521 ATE
2.2 i 16V (F35)	108	09/00→07/03					
2.6 i V6 (F35)	125	09/00→07/03					
<b>Führungshülzensatz, Bremssattel</b>							
1.6 i (F35)	55	11/96→06/00	⬅	X1000001➔		11.0101-5407.2	260011 ATE
1.8 i 16V (F35)	85	11/96→09/00		➔ W7999999		11.0101-5407.2	260011 ATE
2.0 DI 16V (F35)	60	11/96→06/00	⬅				
1.6 i 16V (F35)	74	11/96→07/02	⬅	X1000001➔; ➔ 04/02		11.0101-5407.2	260011 ATE
1.8 i 16V (F35)	92	09/00→07/03	⬅	➔ W7999999		11.0101-5407.2	260011 ATE
2.0 DTI 16V (F35)	74	06/97→07/03	⬅				
1.7 TD (F35)	60	11/96→12/97	⬅	➔ 11/96		11.0101-5407.2	260011 ATE
2.0 i 16V (F35)	100	11/96→06/00	⬅			11.0101-5407.2	260011 ATE
2.2 DTI 16V (F35)	88	09/00→04/02					
2.5 i V6 (F35)	125	11/96→09/00					
i 500 2.5 (F35)	143	05/98→09/00					
2.2 DTI 16V (F35)	92	09/00→07/03	⬅	➔ 04/02		11.0101-5407.2	260011 ATE
2.2 i 16V (F35)	108	09/00→07/03					
2.6 i V6 (F35)	125	09/00→07/03					
<b>Führungsbolzen, Bremssattel</b>							
1.6 i (F35)	55	11/96→06/00		➔ W7999999	2	11.8171-0008.1	990049 ATE
1.8 i 16V (F35)	85	11/96→09/00	⬅	X1000001➔	2	11.8171-0008.1	990049 ATE
2.0 DI 16V (F35)	60	11/96→06/00					
1.6 i 16V (F35)	74	11/96→07/02		➔ W7999999	2	11.8171-0008.1	990049 ATE
1.8 i 16V (F35)	92	09/00→07/03	⬅	X1000001➔; ➔ 04/02	2	11.8171-0008.1	990049 ATE
2.0 DTI 16V (F35)	74	06/97→07/03					
1.7 TD (F35)	60	11/96→12/97		➔ 11/96	2	11.8171-0008.1	990049 ATE
2.0 i 16V (F35)	100	11/96→06/00	⬅		2	11.8171-0008.1	990049 ATE
2.2 DTI 16V (F35)	88	09/00→04/02					
2.5 i V6 (F35)	125	11/96→09/00					
i 500 2.5 (F35)	143	05/98→09/00					
2.2 DTI 16V (F35)	92	09/00→07/03	⬅	➔ 04/02	2	11.8171-0008.1	990049 ATE
2.2 i 16V (F35)	108	09/00→07/03					
2.6 i V6 (F35)	125	09/00→07/03					
<b>Dichtungssatz, Bremssattel</b>							
1.6 i (F35)	55	11/96→06/00	⬅	➔ W7999999		11.0441-5202.2	250026 ATE
			⬅	X1000001➔		11.0441-5704.2	250034 ATE
1.6 i 16V (F35)	74	11/96→07/02	⬅	➔ W7999999		11.0441-5202.2	250026 ATE
1.8 i 16V (F35)	92	09/00→07/03	⬅	X1000001➔; ➔ 04/02		11.0441-5704.2	250034 ATE
2.0 DTI 16V (F35)	74	06/97→07/03	➔	➔ W7999999		13.0441-3506.2	250052 ATE
			➔	W1000001➔; ➔ 04/02		13.0441-3507.2	250053 ATE
1.7 TD (F35)	60	11/96→12/97	⬅	➔ 11/96		11.0441-5202.2	250026 ATE
			➔	➔ W7999999		13.0441-3506.2	250052 ATE
			➔	W1000001➔; ➔ 11/96		13.0441-3507.2	250053 ATE
1.8 i 16V (F35)	85	11/96→09/00	⬅	➔ W7999999		11.0441-5202.2	250026 ATE
2.0 DI 16V (F35)	60	11/96→06/00	⬅	X1000001➔		11.0441-5704.2	250034 ATE
			➔	➔ W7999999		13.0441-3506.2	250052 ATE
			➔	W1000001➔		13.0441-3507.2	250053 ATE
2.0 i 16V (F35)	100	11/96→06/00	⬅			11.0441-5704.2	250034 ATE
2.5 i V6 (F35)	125	11/96→09/00	➔	➔ W7999999		13.0441-3506.2	250052 ATE
			➔	W1000001➔		13.0441-3507.2	250053 ATE
↓							

















	kW			 	! #		
<b>OPEL - VECTRA B Caravan (J96) 11/96→07/03</b>							
<b>Dichtungssatz, Bremssattel</b>							
2.2 DTI 16V (F35)	88	09/00→04/02	←			11.0441-5704.2	250034 ATE
i 500 2.5 (F35)	143	05/98→09/00	→			13.0441-3507.2	250053 ATE
2.2 DTI 16V (F35)	92	09/00→07/03	←	→ 04/02		11.0441-5704.2	250034 ATE
2.2 i 16V (F35)	108	09/00→07/03	←				
2.6 i V6 (F35)	125	09/00→07/03	→	→ 04/02		13.0441-3507.2	250053 ATE
<b>Bremsschlauch</b>							
1.6 i (F35)	55	11/96→06/00	←		2	24.5231-0391.3	331424 L= 390
1.8 i 16V (F35)	85	11/96→09/00	←				
2.0 DI 16V (F35)	60	11/96→06/00	→		2	24.5233-0200.3	330425 L= 198
2.0 i 16V (F35)	100	11/96→06/00	←				
2.2 DTI 16V (F35)	88	09/00→04/02	←				
2.5 i V6 (F35)	125	11/96→09/00	←				
i 500 2.5 (F35)	143	05/98→09/00	→				
1.6 i 16V (F35)	74	11/96→07/02	←	→ 04/02	2	24.5231-0391.3	331424 L= 390
1.8 i 16V (F35)	92	09/00→07/03	←				
2.0 DTI 16V (F35)	74	06/97→07/03	→	→ 04/02	2	24.5233-0200.3	330425 L= 198
2.2 DTI 16V (F35)	92	09/00→07/03	←				
2.2 i 16V (F35)	108	09/00→07/03	←				
2.6 i V6 (F35)	125	09/00→07/03	←				
1.7 TD (F35)	60	11/96→12/97	←	→ 11/96	2	24.5231-0391.3	331424 L= 390
			→	→ 11/96	2	24.5233-0200.3	330425 L= 198
<b>OPEL - VECTRA B CC (J96) 09/95→07/03</b>							
<b>Bremssattel</b>							
1.6 i (F68)	55	10/95→07/03	←	☐; → W7999999		24.3521-1701.5	240001 ATE - Halter
			←	☐; → W7999999		24.3521-1702.5	240002 ATE - Halter
			←	☐; X1000001→; → 04/02		24.3571-1761.5	240461 ATE - Halter
			←	☐; X1000001→; → 04/02		24.3571-1762.5	240462 ATE - Halter
1.6 i 16V (F68)	74	10/95→07/02	←	☐; → W7999999		24.3521-1701.5	240001 ATE - Halter
1.8 i 16V (F68)	92	09/00→07/03	←	☐; → W7999999		24.3521-1702.5	240002 ATE - Halter
2.0 DTI 16V (F68)	74	06/97→07/03	←	☐; → W7999999		24.3521-1702.5	240002 ATE - Halter
			←	☐; X1000001→; → 04/02		24.3571-1761.5	240461 ATE - Halter
			←	☐; X1000001→; → 04/02		24.3571-1762.5	240462 ATE - Halter
			→	☐; → V7999999		24.4351-0025.5	230087 ATE
			→	☐; → V7999999		24.4351-0026.5	230088 ATE
			→	☐; W1000001→; → 04/02		24.9235-0051.5	230003 ATE
			→	☐; W1000001→; → 04/02		24.9235-0052.5	230004 ATE
1.7 TD (F68)	60	10/95→12/98	←	☐; → 11/96		24.3521-1701.5	240001 ATE - Halter
			←	☐; → 11/96		24.3521-1702.5	240002 ATE - Halter
			→	☐; → V7999999		24.4351-0025.5	230087 ATE
			→	☐; → V7999999		24.4351-0026.5	230088 ATE
			→	☐; W1000001→; → 11/96		24.9235-0051.5	230003 ATE
			→	☐; W1000001→; → 11/96		24.9235-0052.5	230004 ATE
1.8 i 16V (F68)	85	10/95→09/00	←	☐; → W7999999		24.3521-1701.5	240001 ATE - Halter
			←	☐; → W7999999		24.3521-1702.5	240002 ATE - Halter
			←	☐; X1000001→		24.3571-1761.5	240461 ATE - Halter
			←	☐; X1000001→		24.3571-1762.5	240462 ATE - Halter
			→	☐; → V7999999		24.4351-0025.5	230087 ATE
			→	☐; → V7999999		24.4351-0026.5	230088 ATE
			→	☐; W1000001→		24.9235-0051.5	230003 ATE
			→	☐; W1000001→		24.9235-0052.5	230004 ATE
2.0 DI 16V (F68)	60	11/96→06/00	←	☐; → W7999999		24.3521-1701.5	240001 ATE - Halter
			←	☐; → W7999999		24.3521-1702.5	240002 ATE - Halter
			←	☐; X1000001→		24.3571-1761.5	240461 ATE - Halter
			←	☐; X1000001→		24.3571-1762.5	240462 ATE - Halter
2.0 i 16V (F68)	100	09/95→06/00	←	☐		24.3571-1761.5	240461 ATE - Halter
2.5 (F68)	144	10/99→06/00	←	☐		24.3571-1762.5	240462 ATE - Halter
2.5 i V6 (F68)	125	10/95→09/00	←	☐		24.3571-1762.5	240462 ATE - Halter
			→	☐; → V7999999		24.4351-0025.5	230087 ATE
			→	☐; → V7999999		24.4351-0026.5	230088 ATE
↓							

	kw					! #			
<b>OPEL - VECTRA B CC (J96) 09/95→07/03</b>									
<b>Bremssattel</b>									
2.0 i 16V (F68)	100	09/95→06/00	➔	☐; W1000001→			24.9235-0051.5	230003	ATE
2.5 (F68)	144	10/99→06/00	➔	☐; W1000001→			24.9235-0052.5	230004	ATE
2.5 i V6 (F68)	125	10/95→09/00	➔	☐; W1000001→			24.9235-0051.5	230003	ATE
2.2 DTI 16V (F68)	88	09/00→04/02	➔	☐			24.3571-1761.5	240461	ATE - Halter
			➔	☐			24.3571-1762.5	240462	ATE - Halter
			➔	☐			24.9235-0051.5	230003	ATE
			➔	☐			24.9235-0052.5	230004	ATE
2.2 DTI 16V (F68)	92	09/00→07/03	➔	☐; → 04/02			24.3571-1761.5	240461	ATE - Halter
2.2 i 16V (F68)	108	09/00→07/03	➔	☐; → 04/02			24.3571-1762.5	240462	ATE - Halter
2.6 i V6 (F68)	125	09/00→07/03	➔	☐; → 04/02			24.9235-0051.5	230003	ATE
			➔	☐; → 04/02			24.9235-0052.5	230004	ATE
<b>Feder, Bremssattel</b>									
1.6 i (F68)	55	10/95→07/03		→ W7999999	2		11.8116-0097.1	390590	ATE
1.6 i 16V (F68)	74	10/95→07/02		X1000001→; → 04/02	2		11.8116-0292.1	390521	ATE
1.8 i 16V (F68)	92	09/00→07/03							
2.0 DTI 16V (F68)	74	06/97→07/03							
1.7 TD (F68)	60	10/95→12/98		→ 11/96	2		11.8116-0097.1	390590	ATE
1.8 i 16V (F68)	85	10/95→09/00		→ W7999999	2		11.8116-0097.1	390590	ATE
2.0 DI 16V (F68)	60	11/96→06/00		X1000001→	2		11.8116-0292.1	390521	ATE
2.0 i 16V (F68)	100	09/95→06/00			2		11.8116-0292.1	390521	ATE
2.2 DTI 16V (F68)	88	09/00→04/02							
2.5 (F68)	144	10/99→06/00							
2.5 i V6 (F68)	125	10/95→09/00							
2.2 DTI 16V (F68)	92	09/00→07/03		→ 04/02	2		11.8116-0292.1	390521	ATE
2.2 i 16V (F68)	108	09/00→07/03							
2.6 i V6 (F68)	125	09/00→07/03							
<b>Führungshülzensatz, Bremssattel</b>									
1.6 i (F68)	55	10/95→07/03	➔	X1000001→; → 04/02			11.0101-5407.2	260011	ATE
1.6 i 16V (F68)	74	10/95→07/02	➔	→ W7999999			11.0101-5407.2	260011	ATE
1.8 i 16V (F68)	92	09/00→07/03	➔						
2.0 DTI 16V (F68)	74	06/97→07/03	➔						
1.7 TD (F68)	60	10/95→12/98	➔	→ 11/96			11.0101-5407.2	260011	ATE
1.8 i 16V (F68)	85	10/95→09/00	➔	X1000001→			11.0101-5407.2	260011	ATE
2.0 DI 16V (F68)	60	11/96→06/00	➔	→ W7999999			11.0101-5407.2	260011	ATE
2.0 i 16V (F68)	100	09/95→06/00	➔				11.0101-5407.2	260011	ATE
2.2 DTI 16V (F68)	88	09/00→04/02	➔						
2.5 (F68)	144	10/99→06/00	➔						
2.5 i V6 (F68)	125	10/95→09/00	➔						
2.2 DTI 16V (F68)	92	09/00→07/03	➔	→ 04/02			11.0101-5407.2	260011	ATE
2.2 i 16V (F68)	108	09/00→07/03	➔						
2.6 i V6 (F68)	125	09/00→07/03	➔						
<b>Führungsbolzen, Bremssattel</b>									
1.6 i (F68)	55	10/95→07/03		→ W7999999	2		11.8171-0008.1	990049	ATE
1.6 i 16V (F68)	74	10/95→07/02	➔	X1000001→; → 04/02	2		11.8171-0008.1	990049	ATE
1.8 i 16V (F68)	92	09/00→07/03	➔						
2.0 DTI 16V (F68)	74	06/97→07/03	➔						
1.7 TD (F68)	60	10/95→12/98	➔	→ 11/96	2		11.8171-0008.1	990049	ATE
1.8 i 16V (F68)	85	10/95→09/00	➔	→ W7999999	2		11.8171-0008.1	990049	ATE
2.0 DI 16V (F68)	60	11/96→06/00	➔	X1000001→	2		11.8171-0008.1	990049	ATE
2.0 i 16V (F68)	100	09/95→06/00	➔		2		11.8171-0008.1	990049	ATE
2.2 DTI 16V (F68)	88	09/00→04/02	➔						
2.5 (F68)	144	10/99→06/00	➔						
2.5 i V6 (F68)	125	10/95→09/00	➔						
2.2 DTI 16V (F68)	92	09/00→07/03	➔	→ 04/02	2		11.8171-0008.1	990049	ATE
2.2 i 16V (F68)	108	09/00→07/03	➔						
2.6 i V6 (F68)	125	09/00→07/03	➔						
<b>Dichtungssatz, Bremssattel</b>									
1.6 i (F68)	55	10/95→07/03	➔	→ W7999999			11.0441-5202.2	250026	ATE
			➔	X1000001→; → 04/02			11.0441-5704.2	250034	ATE
1.6 i 16V (F68)	74	10/95→07/02	➔	→ W7999999			11.0441-5202.2	250026	ATE
1.8 i 16V (F68)	92	09/00→07/03	➔	X1000001→; → 04/02			11.0441-5704.2	250034	ATE
2.0 DTI 16V (F68)	74	06/97→07/03	➔						
			➔	→ W7999999			13.0441-3506.2	250052	ATE
			➔	W1000001→; → 04/02			13.0441-3507.2	250053	ATE
1.7 TD (F68)	60	10/95→12/98	➔	→ 11/96			11.0441-5202.2	250026	ATE
↓									








	kW			 	! #														
<b>OPEL - VECTRA B CC (J96) 09/95→07/03</b>																			
<b>Dichtungssatz, Bremssattel</b>																			
1.7 TD (F68)	60	10/95→12/98	➡	→ V7999999		13.0441-3506.2 250052	ATE												
			➡	W1000001→; → 11/96		13.0441-3507.2 250053	ATE												
1.8 i 16V (F68)	85	10/95→09/00	←	→ W7999999		11.0441-5202.2 250026	ATE												
			←	X1000001→		11.0441-5704.2 250034	ATE												
			➡	→ V7999999		13.0441-3506.2 250052	ATE												
			➡	W1000001→		13.0441-3507.2 250053	ATE												
2.0 DI 16V (F68)	60	11/96→06/00	←	→ W7999999		11.0441-5202.2 250026	ATE												
			←	X1000001→		11.0441-5704.2 250034	ATE												
2.0 i 16V (F68)	100	09/95→06/00	←			11.0441-5704.2 250034	ATE												
2.5 (F68)	144	10/99→06/00	➡	→ V7999999		13.0441-3506.2 250052	ATE												
2.5 i V6 (F68)	125	10/95→09/00	➡	W1000001→		13.0441-3507.2 250053	ATE												
2.2 DTI 16V (F68)	88	09/00→04/02	←			11.0441-5704.2 250034	ATE												
			➡			13.0441-3507.2 250053	ATE												
2.2 DTI 16V (F68)	92	09/00→07/03	←	→ 04/02		11.0441-5704.2 250034	ATE												
2.2 i 16V (F68)	108	09/00→07/03	➡	→ 04/02		13.0441-3507.2 250053	ATE												
2.6 i V6 (F68)	125	09/00→07/03	➡	→ 04/02		13.0441-3507.2 250053	ATE												
<b>Bremsschlauch</b>																			
1.6 i (F68)	55	10/95→07/03	←	→ 04/02	2	24.5231-0391.3 331424	L= 390												
1.6 i 16V (F68)	74	10/95→07/02	➡	→ 04/02	2	24.5233-0200.3 330425	L= 198												
1.8 i 16V (F68)	92	09/00→07/03																	
2.0 DTI 16V (F68)	74	06/97→07/03																	
2.2 DTI 16V (F68)	92	09/00→07/03																	
2.2 i 16V (F68)	108	09/00→07/03																	
2.6 i V6 (F68)	125	09/00→07/03																	
1.7 TD (F68)	60	10/95→12/98	←	→ 11/96	2	24.5231-0391.3 331424	L= 390												
			➡	→ 11/96	2	24.5233-0200.3 330425	L= 198												
1.8 i 16V (F68)	85	10/95→09/00	←		2	24.5231-0391.3 331424	L= 390												
2.0 DI 16V (F68)	60	11/96→06/00	➡		2	24.5233-0200.3 330425	L= 198												
2.0 i 16V (F68)	100	09/95→06/00																	
2.2 DTI 16V (F68)	88	09/00→04/02																	
2.5 (F68)	144	10/99→06/00																	
2.5 i V6 (F68)	125	10/95→09/00																	
<b>OPEL - VECTRA C (Z02) 04/02→01/09</b>																			
<b>Bremssattel</b>																			
1.6 (F69)	77	08/05→08/08	←	☐; nur paarweise austauschen		24.3571-9781.5 240984	ATE - Halter												
			←	☐; nur paarweise austauschen		24.3571-9782.5 240985	ATE - Halter												
			➡	☐; V		11.9387-7006.2 220570	ATE - Halter												
			➡	☐		24.3387-7003.5 241101	ATE - Halter												
			➡	☐		24.3387-7004.5 241102	ATE - Halter												
			➡	☐; V		24.3387-7005.5 241086	ATE - Halter												
1.6 16V (F69)	74	07/04→10/05	←	☐; nur paarweise austauschen		24.3571-9781.5 240984	ATE - Halter												
			1.9 CDTI (F69)	110	04/04→08/08	←	☐; nur paarweise austauschen		24.3571-9782.5 240985	ATE - Halter									
						2.0 DTI 16V (F69)	74	04/02→08/06	➡	☐; V		11.9387-7006.2 220570	ATE - Halter						
									➡	☐		24.3387-7003.5 241101	ATE - Halter						
									➡	☐		24.3387-7004.5 241102	ATE - Halter						
									➡	☐; V		24.3387-7005.5 241086	ATE - Halter						
1.8 (F69)	81	04/02→07/08							←	☐; für Fahrzeuge ohne Sportfahrwerk; nur paarweise austauschen		24.3571-9781.5 240984	ATE - Halter						
			1.8 16V	90	04/02→09/08				←	☐; für Fahrzeuge ohne Sportfahrwerk; nur paarweise austauschen		24.3571-9782.5 240985	ATE - Halter						
						2.2 DGi (F69)	114	10/03→08/08	➡	☐; V		11.9387-7006.2 220570	ATE - Halter						
									2.2 DTI 16V (F69)	86	04/02→12/04	➡	☐		24.3387-7003.5 241101	ATE - Halter			
												2.2 DTI 16V (F69)	92	04/02→07/04	➡	☐		24.3387-7004.5 241102	ATE - Halter
															➡	☐; V		24.3387-7005.5 241086	ATE - Halter
1.8 (F69)	103	08/05→08/08													←	☐; für Fahrzeuge mit Sportfahrwerk; für Polizeifahrzeuge		24.3571-9779.5 241098	ATE - Halter
			←	☐; für Fahrzeuge mit Sportfahrwerk; für Polizeifahrzeuge											24.3571-9780.5 241099	ATE - Halter			
			←	☐; für Fahrzeuge mit Sportfahrwerk; nur paarweise austauschen		24.3571-9781.5 240984	ATE - Halter												
			↓																

	kw			 	! #		
<b>PEL - VECTRA C (Z02) 04/02→01/09</b>							
 <b>Bremssattel</b>							
1.8 (F69)	103	08/05→08/08	←	☐; für Fahrzeuge mit Sportfahrwerk; nur paarweise austauschen	24.3571-9782.5	240985	ATE - Halter
			→	☐; V	11.9387-7006.2	220570	ATE - Halter
			→	☐	24.3387-7003.5	241101	ATE - Halter
			→	☐	24.3387-7004.5	241102	ATE - Halter
			→	☐; V	24.3387-7005.5	241086	ATE - Halter
1.9 CDTI (F69)	74	10/05→08/08	←	☐; 61000001→; für Polizeifahrzeuge	24.3571-9779.5	241098	ATE - Halter
			←	☐; 61000001→; für Polizeifahrzeuge	24.3571-9780.5	241099	ATE - Halter
			←	☐; 61000001→; nicht für Polizeifahrzeuge; nur paarweise austauschen	24.3571-9781.5	240984	ATE - Halter
			←	☐; 61000001→; nicht für Polizeifahrzeuge; nur paarweise austauschen	24.3571-9782.5	240985	ATE - Halter
			→	☐; V	11.9387-7006.2	220570	ATE - Halter
			→	☐	24.3387-7003.5	241101	ATE - Halter
			→	☐	24.3387-7004.5	241102	ATE - Halter
			→	☐; V	24.3387-7005.5	241086	ATE - Halter
1.9 CDTI (F69)	88	04/04→01/09	←	☐; → 10/08; nur paarweise austauschen	24.3571-9781.5	240984	ATE - Halter
			←	☐; → 10/08; nur paarweise austauschen	24.3571-9782.5	240985	ATE - Halter
			→	☐; V; → 10/08	11.9387-7006.2	220570	ATE - Halter
			→	☐; → 10/08	24.3387-7003.5	241101	ATE - Halter
			→	☐; → 10/08	24.3387-7004.5	241102	ATE - Halter
			→	☐; V; → 10/08	24.3387-7005.5	241086	ATE - Halter
2.0 16V Turbo (F69)	129	03/03→08/08	←	☐; 51066207→	24.3571-9779.5	241098	ATE - Halter
			←	☐; 51066207→	24.3571-9780.5	241099	ATE - Halter
			→	☐; V	11.9387-7006.2	220570	ATE - Halter
			→	☐	24.3387-7003.5	241101	ATE - Halter
			→	☐; V	24.3387-7005.5	241086	ATE - Halter
2.2 16V (F69)	108	04/02→12/08	←	☐; für Fahrzeuge ohne Sportfahrwerk; → 10/08; nur paarweise austauschen	24.3571-9781.5	240984	ATE - Halter
			←	☐; für Fahrzeuge ohne Sportfahrwerk; → 10/08; nur paarweise austauschen	24.3571-9782.5	240985	ATE - Halter
			→	☐; V; → 10/08	11.9387-7006.2	220570	ATE - Halter
			→	☐; → 10/08	24.3387-7003.5	241101	ATE - Halter
			→	☐; → 10/08	24.3387-7004.5	241102	ATE - Halter
			→	☐; V; → 10/08	24.3387-7005.5	241086	ATE - Halter
2.8 V6 Turbo (F69) 2.8 V6 Turbo (F69)	169 184	08/05→10/06 08/05→08/08	←	☐; 61000001→; + OPC / +VXR	11.9606-9972.2	220590	ATE - Halter
			←	☐; 61000001→; - OPC / -VXR	11.9606-9972.2	220590	ATE - Halter
			→	☐; V	11.9387-7006.2	220570	ATE - Halter
			→	☐	24.3387-7003.5	241101	ATE - Halter
			→	☐	24.3387-7004.5	241102	ATE - Halter
			→	☐; V	24.3387-7005.5	241086	ATE - Halter
2.8 V6 Turbo (F69) 2.8 V6 Turbo OPC (F69)	188 206	08/05→09/06 09/06→08/08	←	☐; 61000001→	24.3576-9945.5	241040	ATE - Halter
			←	☐; 61000001→	24.3576-9946.5	241041	ATE - Halter
			→	☐	11.9387-7006.2	220570	ATE - Halter
			→	☐	24.3387-7005.5	241086	ATE - Halter
3.0 CDTi (F69)	135	08/05→08/08	←	☐; 61000001→	11.9606-9972.2	220590	ATE - Halter
			→	☐; V	11.9387-7006.2	220570	ATE - Halter
			→	☐	24.3387-7003.5	241101	ATE - Halter
			→	☐	24.3387-7004.5	241102	ATE - Halter
			→	☐; V	24.3387-7005.5	241086	ATE - Halter
3.0 CDTi (F69) 3.2 V6 (F69)	130 155	02/03→07/05 08/02→07/06	←	☐; 31070294→	11.9606-9972.2	220590	ATE - Halter
			→	☐; V	11.9387-7006.2	220570	ATE - Halter
			→	☐	24.3387-7003.5	241101	ATE - Halter
↓							








	kw			 	! #					
<b>OPEL - VECTRA C (Z02) 04/02→01/09</b>										
<b>Bremssattel</b>										
3.0 CDTi (F69)	130	02/03→07/05	➔	☐		24.3387-7004.5	241102 ATE - Halter			
3.2 V6 (F69)	155	08/02→07/06	➔	☐; V		24.3387-7005.5	241086 ATE - Halter			
<b>Bremssattelachssatz</b>										
1.8 (F69)	81	04/02→07/08	←	für Fahrzeuge mit Sportfahrwerk	2	11.0530-0004.2	220933 ATE - Halter			
1.8 16V	90	04/02→09/08								
2.2 DGi (F69)	114	10/03→08/08								
2.2 DTi 16V (F69)	86	04/02→12/04								
2.2 DTi 16V (F69)	92	04/02→07/04								
2.0 16V Turbo (F69)	129	03/03→08/08	←		2	11.0530-0004.2	220933 ATE - Halter			
2.2 16V (F69)	108	04/02→12/08	←	für Fahrzeuge mit Sportfahrwerk; → 10/08	2	11.0530-0004.2	220933 ATE - Halter			
3.0 CDTi (F69)	130	02/03→07/05	←	→ 31070293	2	11.0530-0004.2	220933 ATE - Halter			
3.2 V6 (F69)	155	08/02→07/06								
<b>Halter, Bremssattel</b>										
1.6 (F69)	77	08/05→08/08	➔			11.8170-0633.1	260117 ATE			
1.6 16V (F69)	74	07/04→10/05								
1.8 (F69)	81	04/02→07/08								
1.8 (F69)	103	08/05→08/08								
1.8 16V	90	04/02→09/08								
1.9 CDTi (F69)	74	10/05→08/08								
1.9 CDTi (F69)	110	04/04→08/08								
2.0 16V Turbo (F69)	129	03/03→08/08								
2.0 DTi 16V (F69)	74	04/02→08/06								
2.2 DGi (F69)	114	10/03→08/08								
2.2 DTi 16V (F69)	86	04/02→12/04								
2.2 DTi 16V (F69)	92	04/02→07/04								
2.8 V6 Turbo (F69)	169	08/05→10/06								
2.8 V6 Turbo (F69)	184	08/05→08/08								
3.0 CDTi (F69)	135	08/05→08/08								
3.0 CDTi (F69)	130	02/03→07/05								
3.2 V6 (F69)	155	08/02→07/06								
1.9 CDTi (F69)	88	04/04→01/09	➔	→ 10/08		11.8170-0633.1	260117 ATE			
2.2 16V (F69)	108	04/02→12/08								
<b>Feder, Bremssattel</b>										
1.6 (F69)	77	08/05→08/08	←	GG	2	11.8116-0340.1	390595 ATE			
			➔	V	2	11.8116-0340.1	390595 ATE			
1.6 16V (F69)	74	07/04→10/05			2	11.8116-0340.1	390595 ATE			
			1.9 CDTi (F69)	110	04/04→08/08	←	GG	2	11.8116-0356.1	390586 ATE
						➔	V	2	11.8116-0340.1	390595 ATE
2.0 DTi 16V (F69)	74	04/02→08/06								
1.8 (F69)	81	04/02→07/08			2	11.8116-0340.1	390595 ATE			
			1.8 16V	90	04/02→09/08					
						←	für Fahrzeuge ohne Sportfahrwerk; GG	2	11.8116-0356.1	390586 ATE
			2.2 DGi (F69)	114	10/03→08/08	➔	V	2	11.8116-0340.1	390595 ATE
1.8 (F69)	103	08/05→08/08			2	11.8116-0340.1	390595 ATE			
			←	für Fahrzeuge mit Sportfahrwerk; für Polizeifahrzeuge	2	11.8116-0356.1	390586 ATE			
			←	für Fahrzeuge mit Sportfahrwerk; GG	2	11.8116-0356.1	390586 ATE			
			➔	V	2	11.8116-0340.1	390595 ATE			
1.9 CDTi (F69)	74	10/05→08/08			2	11.8116-0340.1	390595 ATE			
			←	61000001→	2	11.8116-0356.1	390586 ATE			
			➔	V	2	11.8116-0340.1	390595 ATE			
1.9 CDTi (F69)	88	04/04→01/09		→ 10/08	2	11.8116-0340.1	390595 ATE			
			←	→ 10/08; GG	2	11.8116-0356.1	390586 ATE			
			➔	V; → 10/08	2	11.8116-0340.1	390595 ATE			
2.0 16V Turbo (F69)	129	03/03→08/08			2	11.8116-0340.1	390595 ATE			
			➔	V	2	11.8116-0340.1	390595 ATE			
2.2 16V (F69)	108	04/02→12/08		→ 10/08	2	11.8116-0340.1	390595 ATE			
			←	für Fahrzeuge ohne Sportfahrwerk; → 10/08; GG	2	11.8116-0356.1	390586 ATE			
			➔	V; → 10/08	2	11.8116-0340.1	390595 ATE			
2.8 V6 Turbo (F69)	169	08/05→10/06			2	11.8116-0340.1	390595 ATE			
			←	61000001→; + OPC / +VXR	2	11.8116-0345.2	390596 ATE			
			←	61000001→; - OPC / -VXR	2	11.8116-0345.2	390596 ATE			
2.8 V6 Turbo (F69)	184	08/05→08/08								
↓										

	kw			 	! #		
<b>OPEL - VECTRA C (Z02) 04/02→01/09</b>							
<b>Feder, Bremssattel</b>							
2.8 V6 Turbo (F69)	169	08/05→10/06	➔	V	2	11.8116-0340.1 390595	ATE
2.8 V6 Turbo (F69)	184	08/05→08/08					
2.8 V6 Turbo (F69)	188	08/05→09/06		61000001→	2	11.8116-0410.2 390589	ATE
2.8 V6 Turbo OPC (F69)	206	09/06→08/08	➔		2	11.8116-0340.1 390595	ATE
3.0 CDTi (F69)	135	08/05→08/08			2	11.8116-0340.1 390595	ATE
			➔	61000001→	2	11.8116-0345.2 390596	ATE
			➔	V	2	11.8116-0340.1 390595	ATE
3.0 CDTi (F69)	130	02/03→07/05			2	11.8116-0340.1 390595	ATE
3.2 V6 (F69)	155	08/02→07/06	➔	31070294→	2	11.8116-0345.2 390596	ATE
			➔	V	2	11.8116-0340.1 390595	ATE
<b>Führungshülzensatz, Bremssattel</b>							
1.6 (F69)	77	08/05→08/08	➔			11.0101-5407.2 260011	ATE
			➔			11.0101-5407.2 260011	ATE
			➔	V		11.0101-5407.2 260011	ATE
1.6 16V (F69)	74	07/04→10/05	➔			11.0101-5407.2 260011	ATE
1.8 (F69)	81	04/02→07/08	➔	V		11.0101-5407.2 260011	ATE
1.8 16V	90	04/02→09/08	➔			11.0101-5407.2 260011	ATE
1.9 CDTi (F69)	110	04/04→08/08	➔			11.0101-5407.2 260011	ATE
2.0 16V Turbo (F69)	129	03/03→08/08	➔				
2.0 DTI 16V (F69)	74	04/02→08/06	➔				
2.2 DGi (F69)	114	10/03→08/08	➔				
2.2 DTI 16V (F69)	86	04/02→12/04	➔				
2.2 DTI 16V (F69)	92	04/02→07/04	➔				
1.8 (F69)	103	08/05→08/08	➔	für Fahrzeuge mit Sportfahrwerk; für Polizeifahrzeuge		11.0101-5407.2 260011	ATE
			➔	für Fahrzeuge mit Sportfahrwerk		11.0101-5407.2 260011	ATE
			➔			11.0101-5407.2 260011	ATE
			➔	V		11.0101-5407.2 260011	ATE
1.9 CDTi (F69)	74	10/05→08/08	➔	61000001→		11.0101-5407.2 260011	ATE
3.0 CDTi (F69)	135	08/05→08/08	➔			11.0101-5407.2 260011	ATE
			➔	V		11.0101-5407.2 260011	ATE
1.9 CDTi (F69)	88	04/04→01/09	➔	→ 10/08		11.0101-5407.2 260011	ATE
2.2 16V (F69)	108	04/02→12/08	➔	→ 10/08		11.0101-5407.2 260011	ATE
			➔	V; → 10/08		11.0101-5407.2 260011	ATE
2.8 V6 Turbo (F69)	169	08/05→10/06	➔	61000001→; + OPC / +VXR		11.0101-5407.2 260011	ATE
2.8 V6 Turbo (F69)	184	08/05→08/08	➔	61000001→; - OPC / -VXR		11.0101-5407.2 260011	ATE
			➔			11.0101-5407.2 260011	ATE
			➔	V		11.0101-5407.2 260011	ATE
2.8 V6 Turbo (F69)	188	08/05→09/06	➔	61000001→		11.0101-5407.2 260011	ATE
2.8 V6 Turbo OPC (F69)	206	09/06→08/08	➔			11.0101-5407.2 260011	ATE
3.0 CDTi (F69)	130	02/03→07/05	➔	31070294→		11.0101-5407.2 260011	ATE
3.2 V6 (F69)	155	08/02→07/06	➔	→ 31070293		11.0101-5407.2 260011	ATE
			➔	V		11.0101-5407.2 260011	ATE
			➔			11.0101-5407.2 260011	ATE
<b>Führungsbolzen, Bremssattel</b>							
1.6 (F69)	77	08/05→08/08		V	2	11.8171-0008.1 990049	ATE
					2	11.8171-0008.1 990049	ATE
					2	11.8171-0008.1 990049	ATE
1.6 16V (F69)	74	07/04→10/05		V	2	11.8171-0008.1 990049	ATE
1.8 (F69)	81	04/02→07/08			2	11.8171-0008.1 990049	ATE
1.8 16V	90	04/02→09/08			2	11.8171-0008.1 990049	ATE
1.9 CDTi (F69)	110	04/04→08/08			2	11.8171-0008.1 990049	ATE
2.0 16V Turbo (F69)	129	03/03→08/08					
2.0 DTI 16V (F69)	74	04/02→08/06					
2.2 DGi (F69)	114	10/03→08/08					
2.2 DTI 16V (F69)	86	04/02→12/04					
2.2 DTI 16V (F69)	92	04/02→07/04					
1.8 (F69)	103	08/05→08/08		V	2	11.8171-0008.1 990049	ATE
				für Fahrzeuge mit Sportfahrwerk; für Polizeifahrzeuge	2	11.8171-0008.1 990049	ATE
				für Fahrzeuge mit Sportfahrwerk	2	11.8171-0008.1 990049	ATE
↓							










	kW			 	! #		
<b>OPEL - VECTRA C (Z02) 04/02→01/09</b>							
<b>Führungsbolzen, Bremsattel</b>							
1.8 (F69)	103	08/05→08/08			2	11.8171-0008.1 990049	ATE
1.9 CDTi (F69)	74	10/05→08/08		V	2	11.8171-0008.1 990049	ATE
3.0 CDTi (F69)	135	08/05→08/08			2	11.8171-0008.1 990049	ATE
				61000001→	2	11.8171-0008.1 990049	ATE
1.9 CDTi (F69)	88	04/04→01/09		→ 10/08	2	11.8171-0008.1 990049	ATE
2.2 16V (F69)	108	04/02→12/08		V; → 10/08	2	11.8171-0008.1 990049	ATE
				→ 10/08	2	11.8171-0008.1 990049	ATE
2.8 V6 Turbo (F69)	169	08/05→10/06		V	2	11.8171-0008.1 990049	ATE
2.8 V6 Turbo (F69)	184	08/05→08/08		61000001→; + OPC / +VXR	2	11.8171-0008.1 990049	ATE
				61000001→; - OPC / -VXR	2	11.8171-0008.1 990049	ATE
					2	11.8171-0008.1 990049	ATE
2.8 V6 Turbo (F69)	188	08/05→09/06		61000001→	2	11.8171-0008.1 990049	ATE
2.8 V6 Turbo OPC (F69)	206	09/06→08/08			2	11.8171-0008.1 990049	ATE
3.0 CDTi (F69)	130	02/03→07/05		→ 31070293	2	11.8171-0008.1 990049	ATE
3.2 V6 (F69)	155	08/02→07/06		V	2	11.8171-0008.1 990049	ATE
					2	11.8171-0008.1 990049	ATE
				31070294→	2	11.8171-0008.1 990049	ATE
<b>Dichtungssatz, Bremsattel</b>							
2.8 V6 Turbo (F69)	169	08/05→10/06	←	61000001→; - OPC / -VXR		11.0441-6008.2 250038	ATE für Kolben-Ø [mm]: 60
2.8 V6 Turbo (F69)	184	08/05→08/08					
3.0 CDTi (F69)	135	08/05→08/08	←	61000001→		11.0441-6008.2 250038	ATE für Kolben-Ø [mm]: 60
3.0 CDTi (F69)	130	02/03→07/05	←	31070294→		11.0441-6008.2 250038	ATE für Kolben-Ø [mm]: 60
3.2 V6 (F69)	155	08/02→07/06					
<b>Bremsschlauch</b>							
1.6 (F69)	77	08/05→08/08	←		2	83.7807-0412.3 331098	L= 412
1.6 16V (F69)	74	07/04→10/05					
1.8 (F69)	81	04/02→07/08	→		2	24.5259-0315.3 330882	L= 315
1.8 (F69)	103	08/05→08/08					
1.8 16V	90	04/02→09/08					
1.9 CDTi (F69)	74	10/05→08/08					
1.9 CDTi (F69)	110	04/04→08/08					
2.0 16V Turbo (F69)	129	03/03→08/08					
2.0 DTi 16V (F69)	74	04/02→08/06					
2.2 DGi (F69)	114	10/03→08/08					
2.2 DTi 16V (F69)	86	04/02→12/04					
2.2 DTi 16V (F69)	92	04/02→07/04					
2.8 V6 Turbo (F69)	169	08/05→10/06					
2.8 V6 Turbo (F69)	184	08/05→08/08					
2.8 V6 Turbo (F69)	188	08/05→09/06					
2.8 V6 Turbo OPC (F69)	206	09/06→08/08					
3.0 CDTi (F69)	135	08/05→08/08					
3.0 CDTi (F69)	130	02/03→07/05					
3.2 V6 (F69)	155	08/02→07/06					
1.9 CDTi (F69)	88	04/04→01/09	←	→ 10/08	2	83.7807-0412.3 331098	L= 412
2.2 16V (F69)	108	04/02→12/08	→	→ 10/08	2	24.5259-0315.3 330882	L= 315
<b>OPEL - VECTRA C Caravan (Z02) 10/03→01/09</b>							
<b>Bremsattel</b>							
1.6 (F35)	77	12/05→08/08	←	☐; 06/06→; nur paarweise austauschen		24.3571-9781.5 240984	ATE - Halter
			←	☐; 06/06→; nur paarweise austauschen		24.3571-9782.5 240985	ATE - Halter
			→	☐; 06/06→; → 41085480		24.3407-7001.5 241080	ATE - Halter
			→	☐; 06/06→; → 41085480		24.3407-7002.5 241081	ATE - Halter
			→	☐; 06/06→; → 41085480; V		24.3407-7003.5 241105	ATE - Halter
			→	☐; 06/06→; → 41085480; V		24.3407-7004.5 241106	ATE - Halter
			→	☐; 41085481→		24.3407-7005.5 241082	ATE - Halter
			→	☐; 41085481→		24.3407-7006.5 241083	ATE - Halter
1.6 16V (F35)	74	06/04→09/05	←	☐; nur paarweise austauschen		24.3571-9781.5 240984	ATE - Halter
1.9 CDTi (F35)	110	04/04→08/08	←	☐; nur paarweise austauschen		24.3571-9782.5 240985	ATE - Halter
2.0 DTi (F35)	74	10/03→08/05	→	☐; → 41085480		24.3407-7001.5 241080	ATE - Halter
			→	☐; → 41085480		24.3407-7002.5 241081	ATE - Halter
			→	☐; V; → 41085480		24.3407-7003.5 241105	ATE - Halter
			→	☐; V; → 41085480		24.3407-7004.5 241106	ATE - Halter

















	kw				! #			
<b>OPEL - VECTRA C Caravan (Z02) 10/03→01/09</b>								
 <b>Bremssattel</b>								
1.6 16V (F35)	74	06/04→09/05	➡	☐; 41085481→		24.3407-7005.5	241082	ATE - Halter
1.9 CDTI (F35)	110	04/04→08/08	➡	☐; 41085481→		24.3407-7006.5	241083	ATE - Halter
2.0 DTI (F35)	74	10/03→08/05	➡	☐; 41085481→		24.3407-7006.5	241083	ATE - Halter
1.8 (F35)	90	10/03→09/06	←	☐; für Fahrzeuge ohne Sportfahrwerk; nur paarweise austauschen		24.3571-9781.5	240984	ATE - Halter
2.2 direct (F35)	114	10/03→08/08	←	☐; für Fahrzeuge ohne Sportfahrwerk; nur paarweise austauschen		24.3571-9782.5	240985	ATE - Halter
2.2 DTI (F35)	92	10/03→12/05	➡	☐; → 41085480		24.3407-7001.5	241080	ATE - Halter
			➡	☐; → 41085480		24.3407-7002.5	241081	ATE - Halter
			➡	☐; V; → 41085480		24.3407-7003.5	241105	ATE - Halter
			➡	☐; V; → 41085480		24.3407-7004.5	241106	ATE - Halter
			➡	☐; 41085481→		24.3407-7005.5	241082	ATE - Halter
			➡	☐; 41085481→		24.3407-7006.5	241083	ATE - Halter
1.8 (F35)	103	08/05→08/08	←	☐; für Fahrzeuge mit Sportfahrwerk; für Polizeifahrzeuge		24.3571-9779.5	241098	ATE - Halter
			←	☐; für Fahrzeuge mit Sportfahrwerk; für Polizeifahrzeuge		24.3571-9780.5	241099	ATE - Halter
			←	☐; für Fahrzeuge mit Sportfahrwerk; nicht für Polizeifahrzeuge; nur paarweise austauschen		24.3571-9781.5	240984	ATE - Halter
			←	☐; für Fahrzeuge mit Sportfahrwerk; nicht für Polizeifahrzeuge; nur paarweise austauschen		24.3571-9782.5	240985	ATE - Halter
			➡	☐; → 41085480		24.3407-7001.5	241080	ATE - Halter
			➡	☐; → 41085480		24.3407-7002.5	241081	ATE - Halter
			➡	☐; → 41085480; V		24.3407-7003.5	241105	ATE - Halter
			➡	☐; → 41085480; V		24.3407-7004.5	241106	ATE - Halter
			➡	☐; 41085481→		24.3407-7005.5	241082	ATE - Halter
			➡	☐; 41085481→		24.3407-7006.5	241083	ATE - Halter
1.9 CDTI (F35)	74	06/05→08/08	←	☐; für Fahrzeuge mit Sportfahrwerk; für Polizeifahrzeuge		24.3571-9779.5	241098	ATE - Halter
			←	☐; für Fahrzeuge mit Sportfahrwerk; für Polizeifahrzeuge		24.3571-9780.5	241099	ATE - Halter
			←	☐; 61000001→; für Fahrzeuge ohne Sportfahrwerk; nicht für Polizeifahrzeuge; nur paarweise austauschen		24.3571-9781.5	240984	ATE - Halter
			←	☐; 61000001→; für Fahrzeuge ohne Sportfahrwerk; nicht für Polizeifahrzeuge; nur paarweise austauschen		24.3571-9782.5	240985	ATE - Halter
			➡	☐; → 41085480		24.3407-7001.5	241080	ATE - Halter
			➡	☐; → 41085480		24.3407-7002.5	241081	ATE - Halter
			➡	☐; → 41085480; V		24.3407-7003.5	241105	ATE - Halter
			➡	☐; → 41085480; V		24.3407-7004.5	241106	ATE - Halter
			➡	☐; 41085481→		24.3407-7005.5	241082	ATE - Halter
			➡	☐; 41085481→		24.3407-7006.5	241083	ATE - Halter
1.9 CDTI (F35)	88	04/04→01/09	←	☐; → 10/08; für Fahrzeuge mit Sportfahrwerk; für Polizeifahrzeuge		24.3571-9779.5	241098	ATE - Halter
			←	☐; → 10/08; für Fahrzeuge mit Sportfahrwerk; für Polizeifahrzeuge		24.3571-9780.5	241099	ATE - Halter
			←	☐; → 10/08; für Fahrzeuge ohne Sportfahrwerk; nicht für Polizeifahrzeuge; nur paarweise austauschen		24.3571-9781.5	240984	ATE - Halter
			←	☐; → 10/08; für Fahrzeuge ohne Sportfahrwerk; nicht für Polizeifahrzeuge; nur paarweise austauschen		24.3571-9782.5	240985	ATE - Halter
			➡	☐; → 41085480		24.3407-7001.5	241080	ATE - Halter
			➡	☐; → 41085480		24.3407-7002.5	241081	ATE - Halter
			➡	☐; V; → 41085480		24.3407-7003.5	241105	ATE - Halter
			➡	☐; V; → 41085480		24.3407-7004.5	241106	ATE - Halter
			➡	☐; 41085481→; → 10/08		24.3407-7005.5	241082	ATE - Halter










	kW			 	! #		
<b>OPEL - VECTRA C Caravan (Z02) 10/03→01/09</b>							
<b>Bremssattel</b>							
1.9 CDTI (F35)	88	04/04→01/09	➔	☐; 41085481→; → 10/08		24.3407-7006.5 241083	ATE - Halter
2.0 Turbo (F35)	129	10/03→08/08	➔	☐; 51066207→		24.3571-9779.5 241098	ATE - Halter
			➔	☐; 51066207→		24.3571-9780.5 241099	ATE - Halter
			➔	☐; → 41085480		24.3407-7001.5 241080	ATE - Halter
			➔	☐; → 41085480		24.3407-7002.5 241081	ATE - Halter
			➔	☐; V; → 41085480		24.3407-7003.5 241105	ATE - Halter
			➔	☐; V; → 41085480		24.3407-7004.5 241106	ATE - Halter
			➔	☐; 41085481→		24.3407-7007.5 241107	ATE - Halter
			➔	☐; 41085481→		24.3407-7008.5 241108	ATE - Halter
2.8 V6 Turbo (F35)	169	08/05→10/08	➔	☐; 61000001→		11.9606-9972.2 220590	ATE - Halter
			➔	☐; 41085481→		24.3407-7007.5 241107	ATE - Halter
			➔	☐; 41085481→		24.3407-7008.5 241108	ATE - Halter
2.8 V6 Turbo (F35)	184	08/05→08/08	➔	☐		11.9606-9972.2 220590	ATE - Halter
			➔	☐; 41085481→		24.3407-7007.5 241107	ATE - Halter
			➔	☐; 41085481→		24.3407-7008.5 241108	ATE - Halter
2.8 V6 Turbo (F35)	188	08/05→09/08	➔	☐; 61000001→		24.3576-9945.5 241040	ATE - Halter
			➔	☐; 61000001→		24.3576-9946.5 241041	ATE - Halter
			➔	☐		24.3407-7007.5 241107	ATE - Halter
			➔	☐		24.3407-7008.5 241108	ATE - Halter
2.8 V6 Turbo (F35)	206	07/06→08/08	➔	☐		24.3576-9945.5 241040	ATE - Halter
			➔	☐		24.3576-9946.5 241041	ATE - Halter
			➔	☐		24.3407-7007.5 241107	ATE - Halter
			➔	☐		24.3407-7008.5 241108	ATE - Halter
3.0 V6 CDTI (F35) 3.2 V6 (F35)	130 155	10/03→07/05 10/03→07/05	➔	☐; 31070294→		11.9606-9972.2 220590	ATE - Halter
			➔	☐; → 41085480		24.3407-7001.5 241080	ATE - Halter
			➔	☐; → 41085480		24.3407-7002.5 241081	ATE - Halter
			➔	☐; V; → 41085480		24.3407-7003.5 241105	ATE - Halter
			➔	☐; V; → 41085480		24.3407-7004.5 241106	ATE - Halter
			➔	☐; 41085481→		24.3407-7007.5 241107	ATE - Halter
			➔	☐; 41085481→		24.3407-7008.5 241108	ATE - Halter
3.0 V6 CDTI (F35)	135	08/05→08/08	➔	☐		11.9606-9972.2 220590	ATE - Halter
			➔	☐; → 41085480		24.3407-7001.5 241080	ATE - Halter
			➔	☐; → 41085480		24.3407-7002.5 241081	ATE - Halter
			➔	☐; → 41085480; V		24.3407-7003.5 241105	ATE - Halter
			➔	☐; → 41085480; V		24.3407-7004.5 241106	ATE - Halter
			➔	☐; 41085481→		24.3407-7007.5 241107	ATE - Halter
➔	☐; 41085481→		24.3407-7008.5 241108	ATE - Halter			
<b>Bremssattelachssatz</b>							
1.8 (F35) 2.2 direct (F35) 2.2 DTI (F35)	90 114 92	10/03→09/06 10/03→08/08 10/03→12/05	➔	für Fahrzeuge mit Sportfahrwerk	2	11.0530-0004.2 220933	ATE - Halter
2.0 Turbo (F35)	129	10/03→08/08	➔		2	11.0530-0004.2 220933	ATE - Halter
3.0 V6 CDTI (F35) 3.2 V6 (F35)	130 155	10/03→07/05 10/03→07/05	➔	→ 31070293	2	11.0530-0004.2 220933	ATE - Halter
<b>Halter, Bremssattel</b>							
1.6 (F35)	77	12/05→08/08	➔	41085481→	2	11.8170-0633.1 260117	ATE
			➔	06/06→; → 41085480	2	11.8170-0633.1 260117	ATE
1.6 16V (F35)	74	06/04→09/05	➔	→ 41085480	2	11.8170-0633.1 260117	ATE
1.8 (F35)	90	10/03→09/06	➔	41085481→	2	11.8170-0633.1 260117	ATE
1.8 (F35)	103	08/05→08/08					
1.9 CDTI (F35)	74	06/05→08/08					
1.9 CDTI (F35)	110	04/04→08/08					
2.0 DTI (F35)	74	10/03→08/05					
2.2 direct (F35)	114	10/03→08/08					
2.2 DTI (F35)	92	10/03→12/05					
1.9 CDTI (F35)	88	04/04→01/09	➔	→ 41085480	2	11.8170-0633.1 260117	ATE
↓							












	kw			 	! #		
<b>OPEL - VECTRA C Caravan (Z02) 10/03→01/09</b>							
<b>Halter, Bremssattel</b>							
1.9 CDTI (F35)	88	04/04→01/09	➡	41085481→; → 10/08	2	11.8170-0633.1 260117	ATE
2.0 Turbo (F35)	129	10/03→08/08	➡	→ 41085480	2	11.8170-0633.1 260117	ATE
3.0 V6 CDTI (F35)	130	10/03→07/05	➡	41085481→	2	11.8170-0633.1 260117	ATE
3.0 V6 CDTI (F35)	135	08/05→08/08					
3.2 V6 (F35)	155	10/03→07/05					
2.8 V6 Turbo (F35)	169	08/05→10/08	➡	41085481→	2	11.8170-0633.1 260117	ATE
2.8 V6 Turbo (F35)	184	08/05→08/08					
<b>Feder, Bremssattel</b>							
1.6 (F35)	77	12/05→08/08		41085481→	2	11.8116-0340.1 390595	ATE
				06/06→; → 41085480; V	2	11.8116-0340.1 390595	ATE
				06/06→; → 41085480	2	11.8116-0340.1 390595	ATE
			←	06/06→; GG	2	11.8116-0356.1 390586	ATE
1.6 16V (F35) 1.9 CDTI (F35) 2.0 DTI (F35)	74 110 74	06/04→09/05 04/04→08/08 10/03→08/05		41085481→	2	11.8116-0340.1 390595	ATE
				V; → 41085480	2	11.8116-0340.1 390595	ATE
				→ 41085480	2	11.8116-0340.1 390595	ATE
			←	GG	2	11.8116-0356.1 390586	ATE
1.8 (F35) 2.2 direct (F35) 2.2 DTI (F35)	90 114 92	10/03→09/06 10/03→08/08 10/03→12/05		41085481→	2	11.8116-0340.1 390595	ATE
				V; → 41085480	2	11.8116-0340.1 390595	ATE
				→ 41085480	2	11.8116-0340.1 390595	ATE
			←	für Fahrzeuge ohne Sportfahrwerk; GG	2	11.8116-0356.1 390586	ATE
1.8 (F35)	103	08/05→08/08		41085481→	2	11.8116-0340.1 390595	ATE
				→ 41085480; V	2	11.8116-0340.1 390595	ATE
				→ 41085480	2	11.8116-0340.1 390595	ATE
				für Fahrzeuge mit Sportfahrwerk; für Polizeifahrzeuge	2	11.8116-0356.1 390586	ATE
			←	für Fahrzeuge mit Sportfahrwerk; nicht für Polizeifahrzeuge; GG	2	11.8116-0356.1 390586	ATE
1.9 CDTI (F35)	74	06/05→08/08		41085481→	2	11.8116-0340.1 390595	ATE
				→ 41085480; V	2	11.8116-0340.1 390595	ATE
				→ 41085480	2	11.8116-0340.1 390595	ATE
				für Fahrzeuge mit Sportfahrwerk; für Polizeifahrzeuge	2	11.8116-0356.1 390586	ATE
			←	61000001→; für Fahrzeuge ohne Sportfahrwerk; nicht für Polizeifahrzeuge; GG	2	11.8116-0356.1 390586	ATE
1.9 CDTI (F35)	88	04/04→01/09		41085481→; → 10/08	2	11.8116-0340.1 390595	ATE
				V; → 41085480	2	11.8116-0340.1 390595	ATE
				→ 41085480	2	11.8116-0340.1 390595	ATE
				→ 10/08; für Fahrzeuge mit Sportfahrwerk; für Polizeifahrzeuge	2	11.8116-0356.1 390586	ATE
			←	→ 10/08; für Fahrzeuge ohne Sportfahrwerk; nicht für Polizeifahrzeuge; GG	2	11.8116-0356.1 390586	ATE
2.0 Turbo (F35)	129	10/03→08/08		V; → 41085480	2	11.8116-0340.1 390595	ATE
				41085481→	2	11.8116-0340.1 390595	ATE
				→ 41085480	2	11.8116-0340.1 390595	ATE
2.8 V6 Turbo (F35)	169	08/05→10/08		41085481→	2	11.8116-0340.1 390595	ATE
			←	61000001→	2	11.8116-0345.2 390596	ATE
2.8 V6 Turbo (F35)	184	08/05→08/08		41085481→	2	11.8116-0340.1 390595	ATE
			←		2	11.8116-0345.2 390596	ATE
2.8 V6 Turbo (F35)	188	08/05→09/08		61000001→	2	11.8116-0410.2 390589	ATE
2.8 V6 Turbo (F35)	206	07/06→08/08			2	11.8116-0410.2 390589	ATE
3.0 V6 CDTI (F35) 3.2 V6 (F35)	130 155	10/03→07/05 10/03→07/05		41085481→	2	11.8116-0340.1 390595	ATE
				V; → 41085480	2	11.8116-0340.1 390595	ATE
				→ 41085480	2	11.8116-0340.1 390595	ATE
			←	31070294 →	2	11.8116-0345.2 390596	ATE
3.0 V6 CDTI (F35)	135	08/05→08/08		41085481→	2	11.8116-0340.1 390595	ATE
				→ 41085480; V	2	11.8116-0340.1 390595	ATE
				→ 41085480	2	11.8116-0340.1 390595	ATE
			←		2	11.8116-0345.2 390596	ATE
↓							








	kw			 	! #			
<b>OPEL - VECTRA C Caravan (Z02) 10/03→01/09</b>								
<b>Führungshülzensatz, Bremssattel</b>								
1.6 (F35)	77	12/05→08/08	←	06/06→		11.0101-5407.2	260011	ATE
			→	06/06→; → 41085480; V		11.0101-5407.2	260011	ATE
			→	06/06→; → 41085480		11.0101-5407.2	260011	ATE
			→	41085481→		11.0101-5407.2	260011	ATE
1.6 16V (F35)	74	06/04→09/05	←			11.0101-5407.2	260011	ATE
1.8 (F35)	90	10/03→09/06	→	V; → 41085480		11.0101-5407.2	260011	ATE
1.9 CDTI (F35)	110	04/04→08/08	→			11.0101-5407.2	260011	ATE
2.0 DTI (F35)	74	10/03→08/05	→	41085481→		11.0101-5407.2	260011	ATE
2.0 Turbo (F35)	129	10/03→08/08	→			11.0101-5407.2	260011	ATE
2.2 direct (F35)	114	10/03→08/08	→	→ 41085480		11.0101-5407.2	260011	ATE
2.2 DTI (F35)	92	10/03→12/05	→			11.0101-5407.2	260011	ATE
1.8 (F35)	103	08/05→08/08	←	für Fahrzeuge mit Sportfahrwerk; für Polizeifahrzeuge		11.0101-5407.2	260011	ATE
			←	für Fahrzeuge mit Sportfahrwerk; nicht für Polizeifahrzeuge		11.0101-5407.2	260011	ATE
			→	→ 41085480; V		11.0101-5407.2	260011	ATE
			→	→ 41085480		11.0101-5407.2	260011	ATE
			→	41085481→		11.0101-5407.2	260011	ATE
1.9 CDTI (F35)	74	06/05→08/08	←	für Fahrzeuge mit Sportfahrwerk; für Polizeifahrzeuge		11.0101-5407.2	260011	ATE
			←	61000001→; für Fahrzeuge ohne Sportfahrwerk; nicht für Polizeifahrzeuge		11.0101-5407.2	260011	ATE
			→	→ 41085480; V		11.0101-5407.2	260011	ATE
			→	→ 41085480		11.0101-5407.2	260011	ATE
			→	41085481→		11.0101-5407.2	260011	ATE
1.9 CDTI (F35)	88	04/04→01/09	←	→ 10/08; für Fahrzeuge ohne Sportfahrwerk; nicht für Polizeifahrzeuge		11.0101-5407.2	260011	ATE
			←	→ 10/08; für Fahrzeuge mit Sportfahrwerk; für Polizeifahrzeuge		11.0101-5407.2	260011	ATE
			→	V; → 41085480		11.0101-5407.2	260011	ATE
			→	41085481→; → 10/08		11.0101-5407.2	260011	ATE
			→	→ 41085480		11.0101-5407.2	260011	ATE
2.8 V6 Turbo (F35)	169	08/05→10/08	←	61000001→		11.0101-5407.2	260011	ATE
			→	41085481→		11.0101-5407.2	260011	ATE
2.8 V6 Turbo (F35)	184	08/05→08/08	←			11.0101-5407.2	260011	ATE
			→	41085481→		11.0101-5407.2	260011	ATE
2.8 V6 Turbo (F35)	188	08/05→09/08	←	61000001→		11.0101-5407.2	260011	ATE
			→			11.0101-5407.2	260011	ATE
2.8 V6 Turbo (F35)	206	07/06→08/08	←			11.0101-5407.2	260011	ATE
			→			11.0101-5407.2	260011	ATE
3.0 V6 CDTI (F35) 3.2 V6 (F35)	130 155	10/03→07/05 10/03→07/05	←	31070294→		11.0101-5407.2	260011	ATE
			←	→ 31070293		11.0101-5407.2	260011	ATE
			→	V; → 41085480		11.0101-5407.2	260011	ATE
			→	→ 41085480		11.0101-5407.2	260011	ATE
			→	41085481→		11.0101-5407.2	260011	ATE
3.0 V6 CDTI (F35)	135	08/05→08/08	←			11.0101-5407.2	260011	ATE
			→	→ 41085480; V		11.0101-5407.2	260011	ATE
			→	→ 41085480		11.0101-5407.2	260011	ATE
			→	41085481→		11.0101-5407.2	260011	ATE
<b>Führungsbolzen, Bremssattel</b>								
1.6 (F35)	77	12/05→08/08		41085481→	2	11.8171-0008.1	990049	ATE
				06/06→; → 41085480; V	2	11.8171-0008.1	990049	ATE
				06/06→; → 41085480	2	11.8171-0008.1	990049	ATE
				06/06→	2	11.8171-0008.1	990049	ATE
1.6 16V (F35)	74	06/04→09/05		V; → 41085480	2	11.8171-0008.1	990049	ATE
1.8 (F35)	90	10/03→09/06		41085481→	2	11.8171-0008.1	990049	ATE
1.9 CDTI (F35)	110	04/04→08/08						
2.0 DTI (F35)	74	10/03→08/05			2	11.8171-0008.1	990049	ATE
2.0 Turbo (F35)	129	10/03→08/08						
↓								



	kW			 	! #		
<b>OPEL - VECTRA C Caravan (Z02) 10/03→01/09</b>							
<b>Führungsbolzen, Bremsattel</b>							
2.2 direct (F35)	114	10/03→08/08		→ 41085480	2	11.8171-0008.1 990049	ATE
2.2 DTI (F35)	92	10/03→12/05					
1.8 (F35)	103	08/05→08/08		für Fahrzeuge mit Sportfahrwerk; für Polizeifahrzeuge	2	11.8171-0008.1 990049	ATE
				41085481→	2	11.8171-0008.1 990049	ATE
				für Fahrzeuge mit Sportfahrwerk; nicht für Polizeifahrzeuge	2	11.8171-0008.1 990049	ATE
				→ 41085480	2	11.8171-0008.1 990049	ATE
				→ 41085480; V	2	11.8171-0008.1 990049	ATE
1.9 CDTI (F35)	74	06/05→08/08		für Fahrzeuge mit Sportfahrwerk; für Polizeifahrzeuge	2	11.8171-0008.1 990049	ATE
				41085481→	2	11.8171-0008.1 990049	ATE
				61000001→; für Fahrzeuge ohne Sportfahrwerk; nicht für Polizeifahrzeuge	2	11.8171-0008.1 990049	ATE
				→ 41085480	2	11.8171-0008.1 990049	ATE
				→ 41085480; V	2	11.8171-0008.1 990049	ATE
1.9 CDTI (F35)	88	04/04→01/09		→ 10/08; für Fahrzeuge ohne Sportfahrwerk; nicht für Polizeifahrzeuge	2	11.8171-0008.1 990049	ATE
				V; → 41085480	2	11.8171-0008.1 990049	ATE
				→ 10/08; für Fahrzeuge mit Sportfahrwerk; für Polizeifahrzeuge	2	11.8171-0008.1 990049	ATE
				→ 41085480	2	11.8171-0008.1 990049	ATE
				41085481→; → 10/08	2	11.8171-0008.1 990049	ATE
2.8 V6 Turbo (F35)	169	08/05→10/08		41085481→	2	11.8171-0008.1 990049	ATE
				61000001→	2	11.8171-0008.1 990049	ATE
2.8 V6 Turbo (F35)	184	08/05→08/08		41085481→	2	11.8171-0008.1 990049	ATE
					2	11.8171-0008.1 990049	ATE
2.8 V6 Turbo (F35)	188	08/05→09/08		61000001→	2	11.8171-0008.1 990049	ATE
					2	11.8171-0008.1 990049	ATE
2.8 V6 Turbo (F35)	206	07/06→08/08			2	11.8171-0008.1 990049	ATE
3.0 V6 CDTI (F35)	130	10/03→07/05		V; → 41085480	2	11.8171-0008.1 990049	ATE
3.2 V6 (F35)	155	10/03→07/05		41085481→	2	11.8171-0008.1 990049	ATE
				→ 31070293	2	11.8171-0008.1 990049	ATE
				→ 41085480	2	11.8171-0008.1 990049	ATE
				31070294→	2	11.8171-0008.1 990049	ATE
3.0 V6 CDTI (F35)	135	08/05→08/08		→ 41085480; V	2	11.8171-0008.1 990049	ATE
				41085481→	2	11.8171-0008.1 990049	ATE
					2	11.8171-0008.1 990049	ATE
				→ 41085480	2	11.8171-0008.1 990049	ATE
<b>Dichtungssatz, Bremsattel</b>							
2.8 V6 Turbo (F35)	169	08/05→10/08	←	61000001→		11.0441-6008.2 250038	ATE für Kolben-Ø [mm]: 60
2.8 V6 Turbo (F35)	184	08/05→08/08	←			11.0441-6008.2 250038	ATE für Kolben-Ø [mm]: 60
3.0 V6 CDTI (F35)	135	08/05→08/08					
3.0 V6 CDTI (F35)	130	10/03→07/05	←	31070294→		11.0441-6008.2 250038	ATE für Kolben-Ø [mm]: 60
3.2 V6 (F35)	155	10/03→07/05					
<b>Bremsschlauch</b>							
1.6 (F35)	77	12/05→08/08	←	06/06→	2	83.7807-0412.3 331098	L= 412
			→	06/06→	2	24.5259-0315.3 330882	L= 315
1.6 16V (F35)	74	06/04→09/05	←		2	83.7807-0412.3 331098	L= 412
1.8 (F35)	90	10/03→09/06					
1.8 (F35)	103	08/05→08/08	→		2	24.5259-0315.3 330882	L= 315
1.9 CDTI (F35)	74	06/05→08/08					
1.9 CDTI (F35)	110	04/04→08/08					
2.0 DTI (F35)	74	10/03→08/05					
2.0 Turbo (F35)	129	10/03→08/08					
2.2 direct (F35)	114	10/03→08/08					
2.2 DTI (F35)	92	10/03→12/05					
2.8 V6 Turbo (F35)	169	08/05→10/08					
2.8 V6 Turbo (F35)	184	08/05→08/08					
2.8 V6 Turbo (F35)	188	08/05→09/08					
2.8 V6 Turbo (F35)	206	07/06→08/08					
3.0 V6 CDTI (F35)	130	10/03→07/05					
3.0 V6 CDTI (F35)	135	08/05→08/08					
3.2 V6 (F35)	155	10/03→07/05					
↓							








	kw			 	! #		
<b>OPEL - VECTRA C Caravan (Z02) 10/03→01/09</b>							
 <b>Bremsschlauch</b>							
1.9 CDTI (F35)	88	04/04→01/09	← → 10/08		2	83.7807-0412.3 331098	L= 412
			→ 10/08		2	24.5259-0315.3 330882	L= 315
<b>OPEL - VECTRA C CC (Z02) 08/02→01/09</b>							
 <b>Bremssattel</b>							
1.6 (F68)	74	08/05→08/08	← ☐; nur paarweise austauschen			24.3571-9781.5 240984	ATE - Halter
1.6 (F68)	77	01/06→08/08	← ☐; nur paarweise austauschen			24.3571-9782.5 240985	ATE - Halter
			→ ☐; V			11.9387-7006.2 220570	ATE - Halter
			→ ☐			24.3387-7003.5 241101	ATE - Halter
			→ ☐			24.3387-7004.5 241102	ATE - Halter
			→ ☐; V			24.3387-7005.5 241086	ATE - Halter
1.8 (F68)	103	08/05→08/08	← ☐; für Fahrzeuge mit Sportfahrwerk; für Polizeifahrzeuge			24.3571-9779.5 241098	ATE - Halter
			← ☐; für Fahrzeuge mit Sportfahrwerk; für Polizeifahrzeuge			24.3571-9780.5 241099	ATE - Halter
			← ☐; für Fahrzeuge mit Sportfahrwerk; nur paarweise austauschen			24.3571-9781.5 240984	ATE - Halter
			← ☐; für Fahrzeuge mit Sportfahrwerk; nur paarweise austauschen			24.3571-9782.5 240985	ATE - Halter
			→ ☐; V			11.9387-7006.2 220570	ATE - Halter
			→ ☐			24.3387-7003.5 241101	ATE - Halter
			→ ☐			24.3387-7004.5 241102	ATE - Halter
			→ ☐; V			24.3387-7005.5 241086	ATE - Halter
1.8 16V (F68)	81	08/02→12/06	← ☐; für Fahrzeuge ohne Sportfahrwerk; nur paarweise austauschen			24.3571-9781.5 240984	ATE - Halter
1.8 16V (F68)	90	08/02→09/08					
2.2 16V (F68)	108	08/02→08/08	← ☐; für Fahrzeuge ohne Sportfahrwerk; nur paarweise austauschen			24.3571-9782.5 240985	ATE - Halter
2.2 DGi (F68)	114	10/03→08/08					
2.2 DTI 16V (F68)	86	08/02→06/08	→ ☐; V			11.9387-7006.2 220570	ATE - Halter
2.2 DTI 16V (F68)	92	08/02→07/06	→ ☐			24.3387-7003.5 241101	ATE - Halter
			→ ☐			24.3387-7004.5 241102	ATE - Halter
			→ ☐; V			24.3387-7005.5 241086	ATE - Halter
1.9 CDTI (F68)	74	06/05→08/08	← ☐; 61000001→; für Polizeifahrzeuge			24.3571-9779.5 241098	ATE - Halter
			← ☐; 61000001→; für Polizeifahrzeuge			24.3571-9780.5 241099	ATE - Halter
			← ☐; 61000001→; nicht für Polizeifahrzeuge; nur paarweise austauschen			24.3571-9781.5 240984	ATE - Halter
			← ☐; 61000001→; nicht für Polizeifahrzeuge; nur paarweise austauschen			24.3571-9782.5 240985	ATE - Halter
			→ ☐; V			11.9387-7006.2 220570	ATE - Halter
			→ ☐			24.3387-7003.5 241101	ATE - Halter
			→ ☐			24.3387-7004.5 241102	ATE - Halter
			→ ☐; V			24.3387-7005.5 241086	ATE - Halter
1.9 CDTI (F68)	88	04/04→01/09	← ☐; → 10/08; nur paarweise austauschen			24.3571-9781.5 240984	ATE - Halter
			← ☐; → 10/08; nur paarweise austauschen			24.3571-9782.5 240985	ATE - Halter
			→ ☐; V; → 10/08			11.9387-7006.2 220570	ATE - Halter
			→ ☐; → 10/08			24.3387-7003.5 241101	ATE - Halter
			→ ☐; → 10/08			24.3387-7004.5 241102	ATE - Halter
			→ ☐; V; → 10/08			24.3387-7005.5 241086	ATE - Halter
1.9 CDTI (F68)	110	04/04→08/08	← ☐; nur paarweise austauschen			24.3571-9781.5 240984	ATE - Halter
2.0 DTI 16V (F68)	74	08/02→08/05	← ☐; nur paarweise austauschen			24.3571-9782.5 240985	ATE - Halter
			→ ☐; V			11.9387-7006.2 220570	ATE - Halter
			→ ☐			24.3387-7003.5 241101	ATE - Halter
			→ ☐			24.3387-7004.5 241102	ATE - Halter
			→ ☐; V			24.3387-7005.5 241086	ATE - Halter
2.0 16V Turbo (F68)	129	03/03→08/08	← ☐; 51066207→			24.3571-9779.5 241098	ATE - Halter
			← ☐; 51066207→			24.3571-9780.5 241099	ATE - Halter
			→ ☐; V			11.9387-7006.2 220570	ATE - Halter
↓							










	kW			 	! #		
<b>OPEL - VECTRA C CC (Z02) 08/02→01/09</b>							
<b>Bremssattel</b>							
2.0 16V Turbo (F68)	129	03/03→08/08	➔	☐		24.3387-7003.5 241101	ATE - Halter
			➔	☐		24.3387-7004.5 241102	ATE - Halter
			➔	☐; V		24.3387-7005.5 241086	ATE - Halter
2.8 V6 Turbo (F68)	169	08/05→08/08	➔	☐; 61000001→; + OPC / +VXR		11.9606-9972.2 220590	ATE - Halter
2.8 V6 Turbo (F68)	184	08/05→08/08	➔	☐; 61000001→; - OPC / -VXR		11.9606-9972.2 220590	ATE - Halter
			➔	☐; V		11.9387-7006.2 220570	ATE - Halter
			➔	☐		24.3387-7003.5 241101	ATE - Halter
			➔	☐		24.3387-7004.5 241102	ATE - Halter
			➔	☐; V		24.3387-7005.5 241086	ATE - Halter
2.8 V6 Turbo (F68)	188	08/05→09/08	➔	☐; 61000001→		24.3576-9945.5 241040	ATE - Halter
2.8 V6 Turbo (F68)	206	08/06→08/08	➔	☐; 61000001→		24.3576-9946.5 241041	ATE - Halter
			➔	☐		11.9387-7006.2 220570	ATE - Halter
			➔	☐		24.3387-7005.5 241086	ATE - Halter
3.0 CDTi (F68)	135	08/05→08/08	➔	☐; 61000001→		11.9606-9972.2 220590	ATE - Halter
			➔	☐; V		11.9387-7006.2 220570	ATE - Halter
			➔	☐		24.3387-7003.5 241101	ATE - Halter
			➔	☐		24.3387-7004.5 241102	ATE - Halter
			➔	☐; V		24.3387-7005.5 241086	ATE - Halter
3.0 CDTi (F68)	130	06/03→07/05	➔	☐; 31070294→		11.9606-9972.2 220590	ATE - Halter
3.2 V6 (F68)	155	08/02→07/06	➔	☐; V		11.9387-7006.2 220570	ATE - Halter
			➔	☐		24.3387-7003.5 241101	ATE - Halter
			➔	☐		24.3387-7004.5 241102	ATE - Halter
			➔	☐; V		24.3387-7005.5 241086	ATE - Halter
<b>Bremssattelachssatz</b>							
1.8 16V (F68)	81	08/02→12/06	➔	für Fahrzeuge mit Sportfahrwerk	2	11.0530-0004.2 220933	ATE - Halter
1.8 16V (F68)	90	08/02→09/08					
2.2 16V (F68)	108	08/02→08/08					
2.2 DGi (F68)	114	10/03→08/08					
2.2 DTi 16V (F68)	86	08/02→06/08					
2.2 DTi 16V (F68)	92	08/02→07/06					
2.0 16V Turbo (F68)	129	03/03→08/08	➔		2	11.0530-0004.2 220933	ATE - Halter
3.0 CDTi (F68)	130	06/03→07/05	➔	→ 31070293	2	11.0530-0004.2 220933	ATE - Halter
3.2 V6 (F68)	155	08/02→07/06					
<b>Halter, Bremssattel</b>							
1.6 (F68)	74	08/05→08/08	➔			11.8170-0633.1 260117	ATE
1.6 (F68)	77	01/06→08/08					
1.8 (F68)	103	08/05→08/08					
1.8 16V (F68)	81	08/02→12/06					
1.8 16V (F68)	90	08/02→09/08					
1.9 CDTi (F68)	74	06/05→08/08					
1.9 CDTi (F68)	110	04/04→08/08					
2.0 16V Turbo (F68)	129	03/03→08/08					
2.0 DTi 16V (F68)	74	08/02→08/05					
2.2 16V (F68)	108	08/02→08/08					
2.2 DGi (F68)	114	10/03→08/08					
2.2 DTi 16V (F68)	86	08/02→06/08					
2.2 DTi 16V (F68)	92	08/02→07/06					
2.8 V6 Turbo (F68)	169	08/05→08/08					
2.8 V6 Turbo (F68)	184	08/05→08/08					
3.0 CDTi (F68)	135	08/05→08/08					
3.0 CDTi (F68)	130	06/03→07/05					
3.2 V6 (F68)	155	08/02→07/06					
1.9 CDTi (F68)	88	04/04→01/09	➔	→ 10/08		11.8170-0633.1 260117	ATE
<b>Feder, Bremssattel</b>							
1.6 (F68)	74	08/05→08/08			2	11.8116-0340.1 390595	ATE
1.6 (F68)	77	01/06→08/08	➔	GG	2	11.8116-0356.1 390586	ATE
			➔	V	2	11.8116-0340.1 390595	ATE
1.8 (F68)	103	08/05→08/08			2	11.8116-0340.1 390595	ATE
			➔	für Fahrzeuge mit Sportfahrwerk; für Polizeifahrzeuge	2	11.8116-0356.1 390586	ATE
			➔	für Fahrzeuge mit Sportfahrwerk; GG	2	11.8116-0356.1 390586	ATE
↓							





































	kW			 	! #		
<b>OPEL - VECTRA C CC (Z02) 08/02→01/09</b>							
<b>Feder, Bremssattel</b>							
1.8 (F68)	103	08/05→08/08	➔	V	2	11.8116-0340.1 390595	ATE
1.8 16V (F68)	81	08/02→12/06			2	11.8116-0340.1 390595	ATE
1.8 16V (F68)	90	08/02→09/08	←	für Fahrzeuge ohne Sportfahrwerk; GG	2	11.8116-0356.1 390586	ATE
2.2 16V (F68)	108	08/02→08/08					
2.2 DGi (F68)	114	10/03→08/08	➔	V	2	11.8116-0340.1 390595	ATE
2.2 DTI 16V (F68)	86	08/02→06/08					
2.2 DTI 16V (F68)	92	08/02→07/06					
1.9 CDTi (F68)	74	06/05→08/08			2	11.8116-0340.1 390595	ATE
			←	61000001→	2	11.8116-0356.1 390586	ATE
			➔	V	2	11.8116-0340.1 390595	ATE
1.9 CDTi (F68)	88	04/04→01/09		→ 10/08	2	11.8116-0340.1 390595	ATE
			←	→ 10/08; GG	2	11.8116-0356.1 390586	ATE
			➔	V; → 10/08	2	11.8116-0340.1 390595	ATE
1.9 CDTi (F68)	110	04/04→08/08			2	11.8116-0340.1 390595	ATE
2.0 DTI 16V (F68)	74	08/02→08/05	←	GG	2	11.8116-0356.1 390586	ATE
			➔	V	2	11.8116-0340.1 390595	ATE
2.0 16V Turbo (F68)	129	03/03→08/08			2	11.8116-0340.1 390595	ATE
			➔	V	2	11.8116-0340.1 390595	ATE
2.8 V6 Turbo (F68)	169	08/05→08/08			2	11.8116-0340.1 390595	ATE
2.8 V6 Turbo (F68)	184	08/05→08/08	←	61000001→; + OPC / +VXR	2	11.8116-0345.2 390596	ATE
			←	61000001→; - OPC / -VXR	2	11.8116-0345.2 390596	ATE
			➔	V	2	11.8116-0340.1 390595	ATE
2.8 V6 Turbo (F68)	188	08/05→09/08		61000001→	2	11.8116-0410.2 390589	ATE
2.8 V6 Turbo (F68)	206	08/06→08/08	➔		2	11.8116-0340.1 390595	ATE
3.0 CDTi (F68)	135	08/05→08/08			2	11.8116-0340.1 390595	ATE
			←	61000001→	2	11.8116-0345.2 390596	ATE
			➔	V	2	11.8116-0340.1 390595	ATE
3.0 CDTi (F68)	130	06/03→07/05			2	11.8116-0340.1 390595	ATE
3.2 V6 (F68)	155	08/02→07/06	←	31070294→	2	11.8116-0345.2 390596	ATE
			➔	V	2	11.8116-0340.1 390595	ATE
<b>Führungshülzensatz, Bremssattel</b>							
1.6 (F68)	74	08/05→08/08	←			11.0101-5407.2 260011	ATE
1.6 (F68)	77	01/06→08/08	➔			11.0101-5407.2 260011	ATE
			➔	V		11.0101-5407.2 260011	ATE
1.8 (F68)	103	08/05→08/08	←	für Fahrzeuge mit Sportfahrwerk; für Polizeifahrzeuge		11.0101-5407.2 260011	ATE
			←	für Fahrzeuge mit Sportfahrwerk		11.0101-5407.2 260011	ATE
			➔			11.0101-5407.2 260011	ATE
			➔	V		11.0101-5407.2 260011	ATE
1.8 16V (F68)	81	08/02→12/06	←			11.0101-5407.2 260011	ATE
1.8 16V (F68)	90	08/02→09/08					
1.9 CDTi (F68)	110	04/04→08/08	➔	V		11.0101-5407.2 260011	ATE
2.0 16V Turbo (F68)	129	03/03→08/08	➔			11.0101-5407.2 260011	ATE
2.0 DTI 16V (F68)	74	08/02→08/05					
2.2 16V (F68)	108	08/02→08/08					
2.2 DGi (F68)	114	10/03→08/08					
2.2 DTI 16V (F68)	86	08/02→06/08					
2.2 DTI 16V (F68)	92	08/02→07/06					
1.9 CDTi (F68)	74	06/05→08/08	←	61000001→		11.0101-5407.2 260011	ATE
3.0 CDTi (F68)	135	08/05→08/08	➔			11.0101-5407.2 260011	ATE
			➔	V		11.0101-5407.2 260011	ATE
1.9 CDTi (F68)	88	04/04→01/09	←	→ 10/08		11.0101-5407.2 260011	ATE
			➔	→ 10/08		11.0101-5407.2 260011	ATE
			➔	V; → 10/08		11.0101-5407.2 260011	ATE
2.8 V6 Turbo (F68)	169	08/05→08/08	←	61000001→; + OPC / +VXR		11.0101-5407.2 260011	ATE
2.8 V6 Turbo (F68)	184	08/05→08/08	←	61000001→; - OPC / -VXR		11.0101-5407.2 260011	ATE
			➔			11.0101-5407.2 260011	ATE
			➔	V		11.0101-5407.2 260011	ATE
2.8 V6 Turbo (F68)	188	08/05→09/08	←	61000001→		11.0101-5407.2 260011	ATE
2.8 V6 Turbo (F68)	206	08/06→08/08					
↓							










	kw					! #		
<b>OPEL - VECTRA C CC (Z02) 08/02→01/09</b>								
<b>Führungshülzensatz, Bremsattel</b>								
2.8 V6 Turbo (F68)	188	08/05→09/08	➔				11.0101-5407.2 260011	ATE
2.8 V6 Turbo (F68)	206	08/06→08/08						
3.0 CDTi (F68)	130	06/03→07/05	➔	31070294→			11.0101-5407.2 260011	ATE
3.2 V6 (F68)	155	08/02→07/06	➔	→ 31070293			11.0101-5407.2 260011	ATE
			➔	V			11.0101-5407.2 260011	ATE
			➔				11.0101-5407.2 260011	ATE
<b>Führungsbolzen, Bremsattel</b>								
1.6 (F68)	74	08/05→08/08		V		2	11.8171-0008.1 990049	ATE
1.6 (F68)	77	01/06→08/08				2	11.8171-0008.1 990049	ATE
						2	11.8171-0008.1 990049	ATE
1.8 (F68)	103	08/05→08/08		V		2	11.8171-0008.1 990049	ATE
				für Fahrzeuge mit Sportfahrwerk; für Polizeifahrzeuge		2	11.8171-0008.1 990049	ATE
				für Fahrzeuge mit Sportfahrwerk		2	11.8171-0008.1 990049	ATE
						2	11.8171-0008.1 990049	ATE
1.8 16V (F68)	81	08/02→12/06		V		2	11.8171-0008.1 990049	ATE
1.8 16V (F68)	90	08/02→09/08						
1.9 CDTi (F68)	110	04/04→08/08				2	11.8171-0008.1 990049	ATE
2.0 16V Turbo (F68)	129	03/03→08/08				2	11.8171-0008.1 990049	ATE
2.0 DTi 16V (F68)	74	08/02→08/05						
2.2 16V (F68)	108	08/02→08/08						
2.2 DGi (F68)	114	10/03→08/08						
2.2 DTi 16V (F68)	86	08/02→06/08						
2.2 DTi 16V (F68)	92	08/02→07/06						
1.9 CDTi (F68)	74	06/05→08/08		V		2	11.8171-0008.1 990049	ATE
3.0 CDTi (F68)	135	08/05→08/08				2	11.8171-0008.1 990049	ATE
				61000001→		2	11.8171-0008.1 990049	ATE
1.9 CDTi (F68)	88	04/04→01/09		→ 10/08		2	11.8171-0008.1 990049	ATE
				V; → 10/08		2	11.8171-0008.1 990049	ATE
				→ 10/08		2	11.8171-0008.1 990049	ATE
2.8 V6 Turbo (F68)	169	08/05→08/08		V		2	11.8171-0008.1 990049	ATE
2.8 V6 Turbo (F68)	184	08/05→08/08				2	11.8171-0008.1 990049	ATE
				61000001→; + OPC / +VXR		2	11.8171-0008.1 990049	ATE
				61000001→; - OPC / -VXR		2	11.8171-0008.1 990049	ATE
						2	11.8171-0008.1 990049	ATE
2.8 V6 Turbo (F68)	188	08/05→09/08		61000001→		2	11.8171-0008.1 990049	ATE
2.8 V6 Turbo (F68)	206	08/06→08/08				2	11.8171-0008.1 990049	ATE
3.0 CDTi (F68)	130	06/03→07/05		→ 31070293		2	11.8171-0008.1 990049	ATE
3.2 V6 (F68)	155	08/02→07/06		V		2	11.8171-0008.1 990049	ATE
						2	11.8171-0008.1 990049	ATE
				31070294→		2	11.8171-0008.1 990049	ATE
<b>Dichtungssatz, Bremsattel</b>								
2.8 V6 Turbo (F68)	169	08/05→08/08	➔	61000001→; - OPC / -VXR			11.0441-6008.2 250038	ATE für Kolben-Ø [mm]: 60
2.8 V6 Turbo (F68)	184	08/05→08/08	➔					
3.0 CDTi (F68)	135	08/05→08/08	➔	61000001→			11.0441-6008.2 250038	ATE für Kolben-Ø [mm]: 60
3.0 CDTi (F68)	130	06/03→07/05	➔	31070294→			11.0441-6008.2 250038	ATE für Kolben-Ø [mm]: 60
3.2 V6 (F68)	155	08/02→07/06						
<b>Bremsschlauch</b>								
1.6 (F68)	74	08/05→08/08	➔			2	83.7807-0412.3 331098	L= 412
1.6 (F68)	77	01/06→08/08	➔			2	24.5259-0315.3 330882	L= 315
1.8 (F68)	103	08/05→08/08						
1.8 16V (F68)	81	08/02→12/06						
1.8 16V (F68)	90	08/02→09/08						
1.9 CDTi (F68)	74	06/05→08/08						
1.9 CDTi (F68)	110	04/04→08/08						
2.0 16V Turbo (F68)	129	03/03→08/08						
2.0 DTi 16V (F68)	74	08/02→08/05						
2.2 16V (F68)	108	08/02→08/08						
2.2 DGi (F68)	114	10/03→08/08						
2.2 DTi 16V (F68)	86	08/02→06/08						
2.2 DTi 16V (F68)	92	08/02→07/06						
2.8 V6 Turbo (F68)	169	08/05→08/08						
2.8 V6 Turbo (F68)	184	08/05→08/08						
2.8 V6 Turbo (F68)	188	08/05→09/08						
2.8 V6 Turbo (F68)	206	08/06→08/08						
3.0 CDTi (F68)	135	08/05→08/08						
3.0 CDTi (F68)	130	06/03→07/05						
3.2 V6 (F68)	155	08/02→07/06						
↓								










	kw					! #		
<b>OPEL - VECTRA C CC (Z02) 08/02→01/09</b>								
 <b>Bremsschlauch</b>								
1.9 CDTI (F68)	88	04/04→01/09	←	→ 10/08	2	83.7807-0412.3	331098	L= 412
			→	→ 10/08	2	24.5259-0315.3	330882	L= 315
<b>OPEL - VIVARO A Bus (X83) 08/01→</b>								
 <b>Bremssattel</b>								
1.9 DI (F7, J7, A07)	60	08/01→	←	☐; → 06/14		24.3451-1713.5	240329	TRW - Halter
1.9 DTI (F7, J7, A07)	74	08/01→				24.3451-1714.5	240330	TRW - Halter
2.0 16V (F7, J7, A07)	88	08/01→	←	☐; → 06/14		24.3451-1714.5	240330	TRW - Halter
2.0 CDTI (F7, J7, A07)	66	08/06→	→	☐; 2V607599→; → 06/14		24.3414-1707.5	240337	TRW - Halter
2.0 CDTI (F7, J7, A07)	84	08/06→				24.3414-1708.5	240338	TRW - Halter
2.0 ECOTEC (F7, A07, J7)	86	08/06→	→	☐; 2V607599→; → 06/14		24.3414-1708.5	240338	TRW - Halter
2.5 CDTI (F7, J7, A07)	84	08/06→						
2.5 CDTI (F7, J7, A07)	107	08/06→						
2.5 DTI (F7, J7, A07)	99	05/03→						
 <b>Bremsschlauch</b>								
1.9 DI (F7, J7, A07)	60	08/01→		am Bremssattel; → 06/14	2	24.5111-0221.3	330818	L= 220
1.9 DTI (F7, J7, A07)	74	08/01→	←	→ 06/14	2	24.5111-0386.3	330503	L= 385
2.0 16V (F7, J7, A07)	88	08/01→						
2.0 CDTI (F7, J7, A07)	66	08/06→	→	→ 06/14	2	24.5229-0200.3	330572	L= 200
2.0 CDTI (F7, J7, A07)	84	08/06→						
2.0 ECOTEC (F7, A07, J7)	86	08/06→						
2.5 CDTI (F7, J7, A07)	84	08/06→						
2.5 CDTI (F7, J7, A07)	107	08/06→						
2.5 DTI (F7, J7, A07)	99	05/03→						
<b>OPEL - VIVARO A Kasten (X83) 08/01→</b>								
 <b>Bremssattel</b>								
1.9 DI (F7)	60	08/01→	←	☐; → 06/14		24.3451-1713.5	240329	TRW - Halter
1.9 DTI (F7)	74	08/01→				24.3451-1714.5	240330	TRW - Halter
2.0 16V (F7)	88	08/01→	←	☐; → 06/14		24.3451-1714.5	240330	TRW - Halter
2.0 CDTI (F7)	66	08/06→	→	☐; 2V607599→; → 06/14		24.3414-1707.5	240337	TRW - Halter
2.0 CDTI (F7)	84	08/06→				24.3414-1708.5	240338	TRW - Halter
2.0 ECOTEC (F7)	86	08/06→	→	☐; 2V607599→; → 06/14		24.3414-1708.5	240338	TRW - Halter
2.5 CDTI (F7)	84	08/06→						
2.5 CDTI (F7)	107	08/06→						
2.5 DTI (F7)	99	05/03→						
 <b>Bremsschlauch</b>								
1.9 DI (F7)	60	08/01→		am Bremssattel; → 06/14	2	24.5111-0221.3	330818	L= 220
1.9 DTI (F7)	74	08/01→	←	→ 06/14	2	24.5111-0386.3	330503	L= 385
2.0 16V (F7)	88	08/01→						
2.0 CDTI (F7)	66	08/06→	→	→ 06/14	2	24.5229-0200.3	330572	L= 200
2.0 CDTI (F7)	84	08/06→						
2.0 ECOTEC (F7)	86	08/06→						
2.5 CDTI (F7)	84	08/06→						
2.5 CDTI (F7)	107	08/06→						
2.5 DTI (F7)	99	05/03→						
<b>OPEL - VIVARO A Pritsche/Fahrgestell (X83) 08/01→</b>								
 <b>Bremssattel</b>								
1.9 Di	60	08/01→	←	☐; 08/06→ 06/14		24.3451-1713.5	240329	TRW - Halter
2.0 CDTI	66	01/06→	←	☐; 08/06→ 06/14		24.3451-1714.5	240330	TRW - Halter
2.5 DTI	99	08/03→	→	☐; 2V607599→; → 06/14		24.3414-1707.5	240337	TRW - Halter
			→	☐; 2V607599→; → 06/14		24.3414-1708.5	240338	TRW - Halter
1.9 DTI	74	08/06→	←	☐; → 06/14		24.3451-1713.5	240329	TRW - Halter
2.0 16V	88	08/03→				24.3451-1714.5	240330	TRW - Halter
2.0 CDTI	84	08/06→	←	☐; → 06/14		24.3451-1714.5	240330	TRW - Halter
2.0 ECOTEC	86	08/06→	→	☐; 2V607599→; → 06/14		24.3414-1707.5	240337	TRW - Halter
2.5 CDTI	84	08/06→				24.3414-1708.5	240338	TRW - Halter
2.5 CDTI	107	08/06→	→	☐; 2V607599→; → 06/14		24.3414-1708.5	240338	TRW - Halter
 <b>Bremsschlauch</b>								
1.9 Di	60	08/01→		am Bremssattel; 08/06→ 06/14	2	24.5111-0221.3	330818	L= 220
2.0 CDTI	66	01/06→	←	08/06→ 06/14	2	24.5111-0386.3	330503	L= 385
2.5 DTI	99	08/03→	→	08/06→ 06/14	2	24.5229-0200.3	330572	L= 200
1.9 DTI	74	08/06→		am Bremssattel; → 06/14	2	24.5111-0221.3	330818	L= 220
2.0 16V	88	08/03→	←	→ 06/14	2	24.5111-0386.3	330503	L= 385
2.0 CDTI	84	08/06→						
2.0 ECOTEC	86	08/06→	→	→ 06/14	2	24.5229-0200.3	330572	L= 200
2.5 CDTI	84	08/06→						
2.5 CDTI	107	08/06→						

	kw			 	! #		
<b>OPEL - VIVARO B Bus (X82) 06/14→</b>							
 <b>Bremssattel</b>							
1.6 CDTI (06)	66	06/14→	→	☐; 07/14→		24.3414-1707.5 240337	TRW - Halter
1.6 CDTI (06)	85	06/14→	→	☐; 07/14→		24.3414-1708.5 240338	TRW - Halter
1.6 CDTI (06)	88	06/14→					
1.6 CDTI (06)	103	06/14→					
1.6 CDTI (06)	70	04/15→	→	☐		24.3414-1707.5 240337	TRW - Halter
1.6 CDTI (06)	92	04/15→	→	☐		24.3414-1708.5 240338	TRW - Halter
1.6 CDTI (06)	107	04/15→					
<b>OPEL - VIVARO B Kasten (X82) 06/14→</b>							
 <b>Bremssattel</b>							
1.6 CDTI (05)	66	06/14→	→	☐; 07/14→		24.3414-1707.5 240337	TRW - Halter
1.6 CDTI (05)	85	06/14→	→	☐; 07/14→		24.3414-1708.5 240338	TRW - Halter
1.6 CDTI (05)	88	06/14→					
1.6 CDTI (05)	103	06/14→					
1.6 CDTI (05)	70	08/16→	→	☐		24.3414-1707.5 240337	TRW - Halter
1.6 CDTI (05)	89	03/16→	→	☐		24.3414-1708.5 240338	TRW - Halter
1.6 CDTI (05)	92	03/16→					
1.6 CDTI (05)	107	03/16→					
<b>OPEL - VIVARO B Pritsche/Fahrgestell (X82) 06/14→</b>							
 <b>Bremssattel</b>							
1.6 CDTI (03)	85	06/14→	→	☐; 07/14→		24.3414-1707.5 240337	TRW - Halter
			→	☐; 07/14→		24.3414-1708.5 240338	TRW - Halter
1.6 CDTI (03)	88	08/15→	→	☐		24.3414-1707.5 240337	TRW - Halter
1.6 CDTI (03)	92	11/16→	→	☐		24.3414-1708.5 240338	TRW - Halter
1.6 CDTI (03)	103	08/15→					
1.6 CDTI (03)	107	11/16→					
<b>OPEL - ZAFIRA / ZAFIRA FAMILY B (A05) 07/05→05/19</b>							
 <b>Bremssattel</b>							
1.6 (M75)	77	07/05→09/12	←	☐		24.3571-9823.5 240499	ATE - Halter
1.6 (M75)	85	01/08→04/15	←	☐		24.3571-9824.5 240500	ATE - Halter
1.6 CNG (M75)	69	07/05→04/15					
1.6 CNG Turbo (M75)	110	04/10→04/15					
1.9 CDTI (M75)	74	07/05→12/10	→	☐		24.3417-1703.5 240854	TRW - Halter
1.9 CDTI (M75)	88	07/05→04/15	→	☐		24.3417-1704.5 240855	TRW - Halter
1.9 CDTI (M75)	110	07/05→04/15					
2.0 (M75)	147	07/05→12/10					
2.2 (M75)	110	07/05→12/12					
1.7 CDTI (M75)	81	01/08→04/15	←	☐; für Bremsscheibendurchmesser [mm]: 308		24.3571-9823.5 240499	ATE - Halter
1.7 CDTI (M75)	92	01/08→04/15					
1.8 (M75)	88	06/13→04/15					
1.8 (M75)	103	07/05→04/15	←	☐; für Bremsscheibendurchmesser [mm]: 280		24.3571-9823.5 240499	ATE - Halter
1.8 LPG (M75)	103	07/09→04/15	←	☐; für Bremsscheibendurchmesser [mm]: 308		24.3571-9824.5 240500	ATE - Halter
			←	☐; für Bremsscheibendurchmesser [mm]: 280		24.3571-9824.5 240500	ATE - Halter
			→	☐		24.3417-1703.5 240854	TRW - Halter
			→	☐		24.3417-1704.5 240855	TRW - Halter
2.0 (M75)	177	01/06→12/10	←	☐		24.3571-9779.5 241098	ATE - Halter
			←	☐		24.3571-9780.5 241099	ATE - Halter
<b>Feder, Bremssattel</b>							
1.6 (M75)	77	07/05→09/12	←		2	11.8116-0292.1 390521	ATE
1.6 (M75)	85	01/08→04/15	←				
1.6 CNG (M75)	69	07/05→04/15					
1.6 CNG Turbo (M75)	110	04/10→04/15					
1.9 CDTI (M75)	74	07/05→12/10					
1.9 CDTI (M75)	88	07/05→04/15					
1.9 CDTI (M75)	110	07/05→04/15					
2.0 (M75)	147	07/05→12/10					
2.2 (M75)	110	07/05→12/12					
1.7 CDTI (M75)	81	01/08→04/15	←	für Bremsscheibendurchmesser [mm]: 308	2	11.8116-0292.1 390521	ATE
1.7 CDTI (M75)	92	01/08→04/15					
1.8 (M75)	88	06/13→04/15	←	für Bremsscheibendurchmesser [mm]: 280	2	11.8116-0292.1 390521	ATE
1.8 (M75)	103	07/05→04/15					
1.8 LPG (M75)	103	07/09→04/15					
2.0 (M75)	177	01/06→12/10	←		2	11.8116-0356.1 390586	ATE
↓							








	kw			 	! #		
<b>OPEL - ZAFIRA / ZAFIRA FAMILY B (A05) 07/05→05/19</b>							
<b>Führungshülzensatz, Bremsattel</b>							
1.6 (M75)	77	07/05→09/12	←			11.0101-5407.2 260011	ATE
1.6 (M75)	85	01/08→04/15					
1.6 CNG (M75)	69	07/05→04/15					
1.6 CNG Turbo (M75)	110	04/10→04/15					
1.9 CDTI (M75)	74	07/05→12/10					
1.9 CDTI (M75)	88	07/05→04/15					
1.9 CDTI (M75)	110	07/05→04/15					
2.0 (M75)	147	07/05→12/10					
2.0 (M75)	177	01/06→12/10					
2.2 (M75)	110	07/05→12/12					
1.7 CDTI (M75)	81	01/08→04/15	←	für Bremsscheibendurchmesser [mm]:		11.0101-5407.2 260011	ATE
1.7 CDTI (M75)	92	01/08→04/15		308			
1.8 (M75)	88	06/13→04/15	←	für Bremsscheibendurchmesser [mm]:		11.0101-5407.2 260011	ATE
1.8 (M75)	103	07/05→04/15		280			
1.8 LPG (M75)	103	07/09→04/15					
<b>Führungsbolzen, Bremsattel</b>							
1.6 (M75)	77	07/05→09/12			2	11.8171-0008.1 990049	ATE
1.6 (M75)	85	01/08→04/15					
1.6 CNG (M75)	69	07/05→04/15					
1.6 CNG Turbo (M75)	110	04/10→04/15					
1.9 CDTI (M75)	74	07/05→12/10					
1.9 CDTI (M75)	88	07/05→04/15					
1.9 CDTI (M75)	110	07/05→04/15					
2.0 (M75)	147	07/05→12/10					
2.0 (M75)	177	01/06→12/10					
2.2 (M75)	110	07/05→12/12					
1.7 CDTI (M75)	81	01/08→04/15		für Bremsscheibendurchmesser [mm]:	2	11.8171-0008.1 990049	ATE
1.7 CDTI (M75)	92	01/08→04/15		280			
1.8 (M75)	88	06/13→04/15		für Bremsscheibendurchmesser [mm]:	2	11.8171-0008.1 990049	ATE
1.8 (M75)	103	07/05→04/15		308			
1.8 LPG (M75)	103	07/09→04/15					
<b>Dichtungssatz, Bremsattel</b>							
1.6 (M75)	77	07/05→09/12	←			11.0441-5704.2 250034	ATE
1.6 (M75)	85	01/08→04/15					
1.6 CNG (M75)	69	07/05→04/15					
1.6 CNG Turbo (M75)	110	04/10→04/15					
1.9 CDTI (M75)	74	07/05→12/10					
1.9 CDTI (M75)	88	07/05→04/15					
1.9 CDTI (M75)	110	07/05→04/15					
2.0 (M75)	147	07/05→12/10					
2.2 (M75)	110	07/05→12/12					
1.7 CDTI (M75)	81	01/08→04/15	←	für Bremsscheibendurchmesser [mm]:		11.0441-5704.2 250034	ATE
1.7 CDTI (M75)	92	01/08→04/15		308			
1.8 (M75)	88	06/13→04/15	←	für Bremsscheibendurchmesser [mm]:		11.0441-5704.2 250034	ATE
1.8 (M75)	103	07/05→04/15		280			
1.8 LPG (M75)	103	07/09→04/15					
<b>Zubehörsatz, Bremsattel</b>							
1.6 (M75)	77	07/05→09/12	→			24.0101-3803.2 260101	TRW
1.6 (M75)	85	01/08→04/15					
1.6 CNG (M75)	69	07/05→04/15					
1.6 CNG Turbo (M75)	110	04/10→04/15					
1.7 CDTI (M75)	81	01/08→04/15					
1.7 CDTI (M75)	92	01/08→04/15					
1.8 (M75)	88	06/13→04/15					
1.8 (M75)	103	07/05→04/15					
1.8 LPG (M75)	103	07/09→04/15					
1.9 CDTI (M75)	74	07/05→12/10					
1.9 CDTI (M75)	88	07/05→04/15					
1.9 CDTI (M75)	110	07/05→04/15					
2.0 (M75)	147	07/05→12/10					
2.2 (M75)	110	07/05→12/12					
<b>Bremsschlauch</b>							
1.6 (M75)	77	07/05→09/12	←		2	24.5241-0429.3 331381	L= 429
1.6 (M75)	85	01/08→04/15					
1.6 CNG (M75)	69	07/05→04/15	→	☐		24.5157-0218.3 331095	L= 219 L2= 185 mit Rohrleitung
1.6 CNG Turbo (M75)	110	04/10→04/15	→	☐		24.5157-0219.3 331096	L= 219 L2= 185 mit Rohrleitung
1.7 CDTI (M75)	81	01/08→04/15					
1.7 CDTI (M75)	92	01/08→04/15					
1.8 (M75)	88	06/13→04/15					
1.8 (M75)	103	07/05→04/15					
1.8 LPG (M75)	103	07/09→04/15					
1.9 CDTI (M75)	74	07/05→12/10					
1.9 CDTI (M75)	88	07/05→04/15					
1.9 CDTI (M75)	110	07/05→04/15					
2.0 (M75)	147	07/05→12/10					
2.2 (M75)	110	07/05→12/12					
2.0 (M75)	177	01/06→12/10	→	☐		24.5157-0218.3 331095	L= 219 L2= 185 mit Rohrleitung
↓							










	kw					! #		
<b>OPEL - ZAFIRA / ZAFIRA FAMILY B (A05) 07/05→05/19</b>								
 <b>Bremsschlauch</b>								
2.0 (M75)	177	01/06→12/10	➡	☐			24.5157-0219.3 331096	L= 219 L2= 185 mit Rohrleitung
<b>OPEL - ZAFIRA A Großraumlimousine (T98) 04/99→06/05</b>								
 <b>Bremssattel</b>								
1.6 (F75)	76	10/03→06/05	←	☐			24.3571-9823.5 240499	ATE - Halter
1.6 16V (F75)	74	04/99→06/05	←	☐			24.3571-9824.5 240500	ATE - Halter
1.6 CNG (F75)	71	09/01→06/05	←	☐				
1.6 LPG (F75)	74	04/99→06/05	➡	☐			24.3384-1753.5 240824	TRW - Halter
1.6 LPG (F75)	76	10/03→06/05	➡	☐				
1.8 16V (F75)	85	04/99→09/00	➡	☐			24.3384-1754.5 240825	TRW - Halter
1.8 16V (F75)	92	09/00→06/05						
2.0 DTI 16V (F75)	74	09/00→06/05						
2.0 OPC (F75)	141	09/01→06/05						
2.0 OPC (F75)	147	11/02→06/05						
2.2 16V (F75)	108	09/00→06/05						
2.2 DTI 16V (F75)	86	01/02→06/05						
2.2 DTI 16V (F75)	92	01/02→06/05						
2.0 DI 16V (F75)	60	07/99→06/05	←	☐; 10/99→			24.3571-9823.5 240499	ATE - Halter
			←	☐; 10/99→			24.3571-9824.5 240500	ATE - Halter
			➡	☐; 10/99→			24.3384-1753.5 240824	TRW - Halter
			➡	☐; 10/99→			24.3384-1754.5 240825	TRW - Halter
<b>Feder, Bremssattel</b>								
1.6 (F75)	76	10/03→06/05	←			2	11.8116-0292.1 390521	ATE
1.6 16V (F75)	74	04/99→06/05						
1.6 CNG (F75)	71	09/01→06/05						
1.6 LPG (F75)	74	04/99→06/05						
1.6 LPG (F75)	76	10/03→06/05						
1.8 16V (F75)	85	04/99→09/00						
1.8 16V (F75)	92	09/00→06/05						
2.0 DTI 16V (F75)	74	09/00→06/05						
2.0 OPC (F75)	141	09/01→06/05						
2.0 OPC (F75)	147	11/02→06/05						
2.2 16V (F75)	108	09/00→06/05						
2.2 DTI 16V (F75)	86	01/02→06/05						
2.2 DTI 16V (F75)	92	01/02→06/05						
2.0 DI 16V (F75)	60	07/99→06/05	←	10/99→		2	11.8116-0292.1 390521	ATE
<b>Führungshülzensatz, Bremssattel</b>								
1.6 (F75)	76	10/03→06/05	←				11.0101-5407.2 260011	ATE
1.6 16V (F75)	74	04/99→06/05						
1.6 CNG (F75)	71	09/01→06/05						
1.6 LPG (F75)	74	04/99→06/05						
1.6 LPG (F75)	76	10/03→06/05						
1.8 16V (F75)	85	04/99→09/00						
1.8 16V (F75)	92	09/00→06/05						
2.0 DTI 16V (F75)	74	09/00→06/05						
2.0 OPC (F75)	141	09/01→06/05						
2.0 OPC (F75)	147	11/02→06/05						
2.2 16V (F75)	108	09/00→06/05						
2.2 DTI 16V (F75)	86	01/02→06/05						
2.2 DTI 16V (F75)	92	01/02→06/05						
2.0 DI 16V (F75)	60	07/99→06/05	←	10/99→			11.0101-5407.2 260011	ATE
<b>Führungsbolzen, Bremssattel</b>								
1.6 (F75)	76	10/03→06/05	←			2	11.8171-0008.1 990049	ATE
1.6 16V (F75)	74	04/99→06/05						
1.6 CNG (F75)	71	09/01→06/05						
1.6 LPG (F75)	74	04/99→06/05						
1.6 LPG (F75)	76	10/03→06/05						
1.8 16V (F75)	85	04/99→09/00						
1.8 16V (F75)	92	09/00→06/05						
2.0 DTI 16V (F75)	74	09/00→06/05						
2.0 OPC (F75)	141	09/01→06/05						
2.0 OPC (F75)	147	11/02→06/05						
2.2 16V (F75)	108	09/00→06/05						
2.2 DTI 16V (F75)	86	01/02→06/05						
2.2 DTI 16V (F75)	92	01/02→06/05						
2.0 DI 16V (F75)	60	07/99→06/05	←	10/99→		2	11.8171-0008.1 990049	ATE
<b>Dichtungssatz, Bremssattel</b>								
1.6 (F75)	76	10/03→06/05	←				11.0441-5704.2 250034	ATE
1.6 16V (F75)	74	04/99→06/05						
1.6 CNG (F75)	71	09/01→06/05						
1.6 LPG (F75)	74	04/99→06/05						
1.6 LPG (F75)	76	10/03→06/05						
↓								





















































	kw			 	! #		
<b>OPEL - ZAFIRA A Großraumlimousine (T98) 04/99→06/05</b>							
<b>Dichtungssatz, Bremssattel</b>							
1.8 16V (F75)	85	04/99→09/00	←			11.0441-5704.2 250034	ATE
1.8 16V (F75)	92	09/00→06/05					
2.0 DTI 16V (F75)	74	09/00→06/05					
2.0 OPC (F75)	141	09/01→06/05					
2.0 OPC (F75)	147	11/02→06/05					
2.2 16V (F75)	108	09/00→06/05					
2.2 DTI 16V (F75)	86	01/02→06/05					
2.2 DTI 16V (F75)	92	01/02→06/05					
2.0 DI 16V (F75)	60	07/99→06/05	←	10/99→		11.0441-5704.2 250034	ATE
<b>Bremsschlauch</b>							
1.6 (F75)	76	10/03→06/05	←		2	24.5241-0396.3 331380	L= 398
1.6 16V (F75)	74	04/99→06/05	→	☐; 32000001→		24.5157-0218.3 331095	L= 219 L2= 185 mit Rohrleitung
1.6 CNG (F75)	71	09/01→06/05	→	☐; 32000001→		24.5157-0219.3 331096	L= 219 L2= 185 mit Rohrleitung
1.6 LPG (F75)	74	04/99→06/05	→	☐; 32000001→		24.5157-0219.3 331096	L= 219 L2= 185 mit Rohrleitung
1.6 LPG (F75)	76	10/03→06/05	→		2	24.5240-0220.3 330619	L= 220
			→	→ 22999999	2	24.5241-0200.3 330620	L= 200
1.8 16V (F75)	85	04/99→09/00	←		2	24.5241-0396.3 331380	L= 398
1.8 16V (F75)	92	09/00→06/05	→	☐; 32000001→		24.5157-0218.3 331095	L= 219 L2= 185 mit Rohrleitung
2.0 DTI 16V (F75)	74	09/00→06/05	→	☐; 32000001→		24.5157-0219.3 331096	L= 219 L2= 185 mit Rohrleitung
2.0 OPC (F75)	141	09/01→06/05	→	☐; 32000001→		24.5157-0219.3 331096	L= 219 L2= 185 mit Rohrleitung
2.0 OPC (F75)	147	11/02→06/05	→	→ 22999999	2	24.5241-0200.3 330620	L= 200
2.2 16V (F75)	108	09/00→06/05	→	→ 22999999	2	24.5241-0200.3 330620	L= 200
2.2 DTI 16V (F75)	86	01/02→06/05	→				
2.2 DTI 16V (F75)	92	01/02→06/05	→				
2.0 DI 16V (F75)	60	07/99→06/05	←	10/99→	2	24.5241-0396.3 331380	L= 398
			→	☐; 32000001→		24.5157-0218.3 331095	L= 219 L2= 185 mit Rohrleitung
			→	☐; 32000001→		24.5157-0219.3 331096	L= 219 L2= 185 mit Rohrleitung
			→	10/99→; → 22999999	2	24.5241-0200.3 330620	L= 200
<b>OPEL - ZAFIRA B Kasten/Großraumlimousine (A05) 07/05→04/15</b>							
<b>Bremssattel</b>							
1.6 CNG Turbo VAN (M75)	110	02/09→04/15	←	☐		24.3571-9823.5 240499	ATE - Halter
			←	☐		24.3571-9824.5 240500	ATE - Halter
			→	☐		24.3417-1703.5 240854	TRW - Halter
			→	☐		24.3417-1704.5 240855	TRW - Halter
1.6 CNG VAN (M75)	69	07/05→04/15	←	☐;		24.3571-9823.5 240499	ATE - Halter
1.7 CDTI VAN (M75)	81	01/08→04/15		für Bremsscheibendurchmesser [mm]:			
1.7 CDTI VAN (M75)	92	01/08→04/15		308			
1.8 VAN (M75)	103	07/05→04/15	←	☐;		24.3571-9823.5 240499	ATE - Halter
1.9 CDTI VAN (M75)	88	07/05→04/15		für Bremsscheibendurchmesser [mm]:			
1.9 CDTI VAN (M75)	110	07/05→04/15		280			
2.0 VAN (M75)	147	07/05→12/10	←	☐;		24.3571-9824.5 240500	ATE - Halter
2.2 DGi VAN (M75)	110	07/05→12/11	←	für Bremsscheibendurchmesser [mm]:			
				308			
			←	☐;		24.3571-9824.5 240500	ATE - Halter
				für Bremsscheibendurchmesser [mm]:			
				280			
			→	☐		24.3417-1703.5 240854	TRW - Halter
			→	☐		24.3417-1704.5 240855	TRW - Halter
<b>Feder, Bremssattel</b>							
1.6 CNG Turbo VAN (M75)	110	02/09→04/15	←		2	11.8116-0292.1 390521	ATE
1.6 CNG VAN (M75)	69	07/05→04/15	←	für Bremsscheibendurchmesser [mm]:	2	11.8116-0292.1 390521	ATE
1.7 CDTI VAN (M75)	81	01/08→04/15		308			
1.7 CDTI VAN (M75)	92	01/08→04/15	←	für Bremsscheibendurchmesser [mm]:	2	11.8116-0292.1 390521	ATE
1.8 VAN (M75)	103	07/05→04/15		280			
1.9 CDTI VAN (M75)	88	07/05→04/15					
1.9 CDTI VAN (M75)	110	07/05→04/15					
2.0 VAN (M75)	147	07/05→12/10					
2.2 DGi VAN (M75)	110	07/05→12/11					
<b>Führungshülzensatz, Bremssattel</b>							
1.6 CNG Turbo VAN (M75)	110	02/09→04/15	←			11.0101-5407.2 260011	ATE
1.6 CNG VAN (M75)	69	07/05→04/15	←	für Bremsscheibendurchmesser [mm]:		11.0101-5407.2 260011	ATE
1.7 CDTI VAN (M75)	81	01/08→04/15		308			
1.7 CDTI VAN (M75)	92	01/08→04/15	←	für Bremsscheibendurchmesser [mm]:		11.0101-5407.2 260011	ATE
1.8 VAN (M75)	103	07/05→04/15		280			
1.9 CDTI VAN (M75)	88	07/05→04/15					
1.9 CDTI VAN (M75)	110	07/05→04/15					























	kw					! #		
<b>OPEL - ZAFIRA B Kasten/Großraumlimousine (A05) 07/05→04/15</b>								
<b>Führungshülzensatz, Bremsattel</b>								
2.0 VAN (M75)	147	07/05→12/10	←	für Bremsscheibendurchmesser [mm]:		11.0101-5407.2	260011	ATE
2.2 DGi VAN (M75)	110	07/05→12/11		308				
			←	für Bremsscheibendurchmesser [mm]:		11.0101-5407.2	260011	ATE
				280				
<b>Führungsbolzen, Bremsattel</b>								
1.6 CNG Turbo VAN (M75)	110	02/09→04/15			2	11.8171-0008.1	990049	ATE
1.6 CNG VAN (M75)	69	07/05→04/15		für Bremsscheibendurchmesser [mm]:	2	11.8171-0008.1	990049	ATE
1.7 CDTI VAN (M75)	81	01/08→04/15		280				
1.7 CDTI VAN (M75)	92	01/08→04/15		für Bremsscheibendurchmesser [mm]:	2	11.8171-0008.1	990049	ATE
1.8 VAN (M75)	103	07/05→04/15		308				
1.9 CDTI VAN (M75)	88	07/05→04/15						
1.9 CDTI VAN (M75)	110	07/05→04/15						
2.0 VAN (M75)	147	07/05→12/10						
2.2 DGi VAN (M75)	110	07/05→12/11						
<b>Dichtungssatz, Bremsattel</b>								
1.6 CNG Turbo VAN (M75)	110	02/09→04/15	←			11.0441-5704.2	250034	ATE
1.6 CNG VAN (M75)	69	07/05→04/15	←	für Bremsscheibendurchmesser [mm]:		11.0441-5704.2	250034	ATE
1.7 CDTI VAN (M75)	81	01/08→04/15		308				
1.7 CDTI VAN (M75)	92	01/08→04/15	←	für Bremsscheibendurchmesser [mm]:		11.0441-5704.2	250034	ATE
1.8 VAN (M75)	103	07/05→04/15		280				
1.9 CDTI VAN (M75)	88	07/05→04/15						
1.9 CDTI VAN (M75)	110	07/05→04/15						
2.0 VAN (M75)	147	07/05→12/10						
2.2 DGi VAN (M75)	110	07/05→12/11						
<b>Zubehörsatz, Bremsattel</b>								
1.6 CNG Turbo VAN (M75)	110	02/09→04/15	→			24.0101-3803.2	260101	TRW
1.6 CNG VAN (M75)	69	07/05→04/15						
1.7 CDTI VAN (M75)	81	01/08→04/15						
1.7 CDTI VAN (M75)	92	01/08→04/15						
1.8 VAN (M75)	103	07/05→04/15						
1.9 CDTI VAN (M75)	88	07/05→04/15						
1.9 CDTI VAN (M75)	110	07/05→04/15						
2.0 VAN (M75)	147	07/05→12/10						
2.2 DGi VAN (M75)	110	07/05→12/11						
<b>Bremsschlauch</b>								
1.6 CNG Turbo VAN (M75)	110	02/09→04/15	←		2	24.5241-0429.3	331381	L= 429
1.6 CNG VAN (M75)	69	07/05→04/15	→	☐		24.5157-0218.3	331095	L= 219 L2= 185 mit Rohrleitung
1.7 CDTI VAN (M75)	81	01/08→04/15	→	☐		24.5157-0219.3	331096	L= 219 L2= 185 mit Rohrleitung
1.7 CDTI VAN (M75)	92	01/08→04/15						
1.8 VAN (M75)	103	07/05→04/15						
1.9 CDTI VAN (M75)	88	07/05→04/15						
1.9 CDTI VAN (M75)	110	07/05→04/15						
2.0 VAN (M75)	147	07/05→12/10						
2.2 DGi VAN (M75)	110	07/05→12/11						
<b>OPEL - ZAFIRA TOURER C (P12) 10/11→</b>								
<b>Bremssattel</b>								
1.4 (75)	88	10/11→	←	☐; 11/11→;		24.3601-2601.5	241044	ATE - Halter
1.4 (75)	103	10/11→		für Bremsscheibendurchmesser [mm]:				
1.4 LPG (75)	103	10/11→		300				
1.6 CNG (75)	110	10/11→	←	☐; 11/11→;		24.3601-2602.5	241045	ATE - Halter
1.8 (75)	85	10/11→		für Bremsscheibendurchmesser [mm]:				
1.8 (75)	103	10/11→		300				
2.0 CDTi (75)	81	10/11→						
2.0 CDTi (75)	96	10/11→						
2.0 CDTi (75)	121	10/11→						
1.6 (75)	100	09/18→	←	☐;		24.3601-2601.5	241044	ATE - Halter
1.6 (75)	125	12/12→		für Bremsscheibendurchmesser [mm]:				
1.6 CDTI (75)	88	07/14→		300				
1.6 CDTI (75)	99	11/16→	←	☐;		24.3601-2602.5	241045	ATE - Halter
1.6 SIDI (75)	147	07/13→		für Bremsscheibendurchmesser [mm]:				
2.0 BiTurbo CDTI (75)	143	01/13→		300				
2.0 CDTI (75)	125	01/15→						
1.6 CDTI (75)	100	02/13→	←	☐; 03/13→;		24.3601-2601.5	241044	ATE - Halter
				für Bremsscheibendurchmesser [mm]:				
				300				
			←	☐; 03/13→;		24.3601-2602.5	241045	ATE - Halter
				für Bremsscheibendurchmesser [mm]:				
				300				

	kw			 	! #		
<b>PEUGEOT - 106 I (1A, 1C) 08/91→04/96</b>							
<b> Bremssattel</b>							
1.3 1.6	72 76	10/93→04/96 01/94→04/96	←	☐; S 51132347→		24.3481-9833.5 240479	ATE - Halter
			←	☐; S 51132347→		24.3481-9834.5 240480	ATE - Halter
1.4 1.4 1.4 D 1.5 D 1.5 D 1.6	51 55 37 40 43 65	08/91→03/96 09/91→04/96 09/92→04/96 06/94→04/96 06/94→04/96 06/93→04/96	←	☐; S 51132347→; + ABS		24.3481-9833.5 240479	ATE - Halter
			←	☐; S 51132347→; + ABS		24.3481-9834.5 240480	ATE - Halter
<b>Feder, Bremssattel</b>							
1.3 1.6	72 76	10/93→04/96 01/94→04/96	←	S 51132347→	2	11.8116-0129.1 390591	ATE
1.4 1.4 1.4 D 1.5 D 1.5 D 1.6	51 55 37 40 43 65	08/91→03/96 09/91→04/96 09/92→04/96 06/94→04/96 06/94→04/96 06/93→04/96	←	S 51132347→; + ABS	2	11.8116-0129.1 390591	ATE
<b>Führungshülzensatz, Bremssattel</b>							
1.3 1.6	72 76	10/93→04/96 01/94→04/96	←	S 51132347→		11.0101-5407.2 260011	ATE
1.4 1.4 1.4 D 1.5 D 1.5 D 1.6	51 55 37 40 43 65	08/91→03/96 09/91→04/96 09/92→04/96 06/94→04/96 06/94→04/96 06/93→04/96	←	S 51132347→; + ABS		11.0101-5407.2 260011	ATE
<b>Führungsbolzen, Bremssattel</b>							
1.3 1.6	72 76	10/93→04/96 01/94→04/96		S 51132347→	2	11.8171-0008.1 990049	ATE
1.4 1.4 1.4 D 1.5 D 1.5 D 1.6	51 55 37 40 43 65	08/91→03/96 09/91→04/96 09/92→04/96 06/94→04/96 06/94→04/96 06/93→04/96		S 51132347→; + ABS	2	11.8171-0008.1 990049	ATE
<b>Dichtungssatz, Bremssattel</b>							
1.0 1.0 1.1	33 37 44	09/91→04/96 09/91→04/96 09/91→04/96	←	- ABS		11.0441-4501.2 250015	ATE
1.3 1.6	72 76	10/93→04/96 01/94→04/96	←	S 51132347→		11.0441-4811.2 250024	ATE
1.4 1.4 1.4 D 1.5 D 1.5 D 1.6	51 55 37 40 43 65	08/91→03/96 09/91→04/96 09/92→04/96 06/94→04/96 06/94→04/96 06/93→04/96	←	S 51132347→; + ABS		11.0441-4811.2 250024	ATE
<b> Bremsschlauch</b>							
1.0 1.0 1.1	33 37 44	09/91→04/96 09/91→04/96 09/91→04/96	←	→ 03/95; + ABS	2	24.5111-0290.3 330108	L= 290
			←	- ABS; Türenanzahl: 3	2	24.5111-0290.3 330108	L= 290
			←	04/95→; + ABS	2	24.5111-0301.3 330499	L= 300
			←	- ABS; Türenanzahl: 5	2	24.5111-0330.3 330160	L= 330
			→	☐; für Fahrzeuge mit verstärktem Fahrwerk		24.5229-0199.3 330534	L= 200
			→	für Fahrzeuge ohne verstärktes Fahrwerk	2	24.5229-0199.3 330534	L= 200
			→	☐; für Fahrzeuge mit verstärktem Fahrwerk		24.5229-0211.3 330573	L= 210
1.3 1.6	72 76	10/93→04/96 01/94→04/96	←	→ 03/95	2	24.5111-0290.3 330108	L= 290
			←	04/95→	2	24.5111-0301.3 330499	L= 300
			→	☐; für Fahrzeuge mit verstärktem Fahrwerk		24.5229-0199.3 330534	L= 200
			→	für Fahrzeuge ohne verstärktes Fahrwerk	2	24.5229-0199.3 330534	L= 200
			→	☐; für Fahrzeuge mit verstärktem Fahrwerk		24.5229-0211.3 330573	L= 210
1.4 1.4 1.4 1.4 D 1.5 D	51 55 69 37 40	08/91→03/96 09/91→04/96 09/91→04/96 09/92→04/96 06/94→04/96	←	→ 03/95; + ABS	2	24.5111-0290.3 330108	L= 290
			←	- ABS	2	24.5111-0290.3 330108	L= 290
			←	04/95→; + ABS	2	24.5111-0301.3 330499	L= 300
↓							





























































	kw			 	! #		
<b>PEUGEOT - 106 I (1A, 1C) 08/91→04/96</b>							
 <b>Bremsschlauch</b>							
1.5 D	43	06/94→04/96	→	 ; für Fahrzeuge mit verstärktem Fahrwerk	2	24.5229-0199.3 330534	L= 200
			→	für Fahrzeuge ohne verstärktes Fahrwerk	2	24.5229-0199.3 330534	L= 200
			→	 ; für Fahrzeuge mit verstärktem Fahrwerk		24.5229-0211.3 330573	L= 210
1.6	65	06/93→04/96	←	- ABS	2	24.5111-0290.3 330108	L= 290
			←	01/94→ 03/95; + ABS	2	24.5111-0290.3 330108	L= 290
			←	04/95→; + ABS	2	24.5111-0301.3 330499	L= 300
			→	 ; für Fahrzeuge mit verstärktem Fahrwerk		24.5229-0199.3 330534	L= 200
			→	für Fahrzeuge ohne verstärktes Fahrwerk	2	24.5229-0199.3 330534	L= 200
			→	 ; für Fahrzeuge mit verstärktem Fahrwerk		24.5229-0211.3 330573	L= 210
			→				
<b>PEUGEOT - 106 II (1A_, 1C_) 04/96→05/05</b>							
 <b>Bremssattel</b>							
1.6 i	74	05/96→01/01	←			24.3481-9833.5 240479	ATE - Halter
			←			24.3481-9834.5 240480	ATE - Halter
1.6 S16	87	05/96→07/04	←	 ; → 03/04		24.3481-9833.5 240479	ATE - Halter
			←	 ; → 03/04		24.3481-9834.5 240480	ATE - Halter
<b>Feder, Bremssattel</b>							
1.6 i	74	05/96→01/01	←		2	11.8116-0129.1 390591	ATE
1.6 S16	87	05/96→07/04	←	→ 03/04	2	11.8116-0129.1 390591	ATE
<b>Führungshülzensatz, Bremssattel</b>							
1.6 i	74	05/96→01/01	←			11.0101-5407.2 260011	ATE
1.6 S16	87	05/96→07/04	←	→ 03/04		11.0101-5407.2 260011	ATE
<b>Führungsbolzen, Bremssattel</b>							
1.6 i	74	05/96→01/01			2	11.8171-0008.1 990049	ATE
1.6 S16	87	05/96→07/04		→ 03/04	2	11.8171-0008.1 990049	ATE
<b>Dichtungssatz, Bremssattel</b>							
1.0 i 1.0 i 1.1 BiFuel 1.1 i	33 37 44 40	05/96→10/99 04/96→03/01 04/96→03/01 01/97→03/01	←			11.0441-4501.2 250015	ATE
			←	→ 03/04		11.0441-4501.2 250015	ATE
			←			11.0441-4811.2 250024	ATE
			←	→ 03/04		11.0441-4811.2 250024	ATE
 <b>Bremsschlauch</b>							
1.0 i 1.0 i	33 37	05/96→10/99 04/96→03/01	←	Orga 07875→; + ABS	2	24.5111-0290.3 330108	L= 290
			←	Orga 07665→; - ABS	2	24.5111-0290.3 330108	L= 290
			←	→Orga 07664; - ABS; Felge Lochzahl: 4	2	24.5111-0301.3 330499	L= 300
			←	→Orga 07874; + ABS; Felge Lochzahl: 4	2	24.5111-0301.3 330499	L= 300
			←	→Orga 07664; - ABS; Felge Lochzahl: 3	2	24.5111-0330.3 330160	L= 330
			←	→Orga 07874; + ABS; Felge Lochzahl: 3	2	24.5111-0330.3 330160	L= 330
			→	für Fahrzeuge ohne verstärktes Fahrwerk	2	24.5229-0199.3 330534	L= 200
			→	 ; für Fahrzeuge mit verstärktem Fahrwerk		24.5229-0199.3 330534	L= 200
			→	 ; für Fahrzeuge mit verstärktem Fahrwerk		24.5229-0211.3 330573	L= 210
			1.1 BiFuel	44	04/96→03/01	←	Orga 07665→; - ABS
←	→Orga 07664; - ABS; Felge Lochzahl: 4	2				24.5111-0301.3 330499	L= 300
←	→Orga 07664; - ABS; Felge Lochzahl: 3	2				24.5111-0330.3 330160	L= 330
→	 ; für Fahrzeuge mit verstärktem Fahrwerk					24.5229-0199.3 330534	L= 200
→	für Fahrzeuge ohne verstärktes Fahrwerk	2				24.5229-0199.3 330534	L= 200
→	 ; für Fahrzeuge mit verstärktem Fahrwerk					24.5229-0211.3 330573	L= 210

	kw			 	! #		
<b>PEUGEOT - 106 II (1A_, 1C_) 04/96→05/05</b>							
 <b>Bremsschlauch</b>							
1.1 i	40	01/97→03/01	←	Orga 07665→; - ABS	2	24.5111-0290.3 330108	L= 290
			→	 ; für Fahrzeuge mit verstärktem Fahrwerk		24.5229-0199.3 330534	L= 200
			→	für Fahrzeuge ohne verstärktes Fahrwerk	2	24.5229-0199.3 330534	L= 200
			→	 ; für Fahrzeuge mit verstärktem Fahrwerk		24.5229-0211.3 330573	L= 210
1.1 i	44	05/96→07/04	←	Orga 07665→; → 03/04; - ABS	2	24.5111-0290.3 330108	L= 290
			←	→Orga 07664; - ABS; Felge Lochzahl: 4	2	24.5111-0301.3 330499	L= 300
			←	→Orga 07664; - ABS; Felge Lochzahl: 3	2	24.5111-0330.3 330160	L= 330
			→	 ; → 03/04; für Fahrzeuge mit verstärktem Fahrwerk		24.5229-0199.3 330534	L= 200
			→	→ 03/04; für Fahrzeuge ohne verstärktes Fahrwerk	2	24.5229-0199.3 330534	L= 200
			→	 ; → 03/04; für Fahrzeuge mit verstärktem Fahrwerk		24.5229-0211.3 330573	L= 210
1.4 i 1.6 S16	55 87	05/96→07/04 05/96→07/04	←	Orga 07665→; → 03/04; - ABS	2	24.5111-0290.3 330108	L= 290
			←	Orga 07875→; → 03/04; + ABS	2	24.5111-0290.3 330108	L= 290
			←	→Orga 07874; + ABS	2	24.5111-0301.3 330499	L= 300
			←	→Orga 07664; - ABS	2	24.5111-0301.3 330499	L= 300
			→	 ; → 03/04; für Fahrzeuge mit verstärktem Fahrwerk		24.5229-0199.3 330534	L= 200
			→	→ 03/04; für Fahrzeuge ohne verstärktes Fahrwerk	2	24.5229-0199.3 330534	L= 200
			→	 ; → 03/04; für Fahrzeuge mit verstärktem Fahrwerk		24.5229-0211.3 330573	L= 210
1.5 D 1.6 i 1.6 i	40 65 74	05/96→03/01 05/96→10/99 05/96→01/01	←	Orga 07665→; - ABS	2	24.5111-0290.3 330108	L= 290
			←	Orga 07875→; + ABS	2	24.5111-0290.3 330108	L= 290
			←	→Orga 07874; + ABS	2	24.5111-0301.3 330499	L= 300
			←	→Orga 07664; - ABS	2	24.5111-0301.3 330499	L= 300
			→	 ; für Fahrzeuge mit verstärktem Fahrwerk		24.5229-0199.3 330534	L= 200
			→	für Fahrzeuge ohne verstärktes Fahrwerk	2	24.5229-0199.3 330534	L= 200
			→	 ; für Fahrzeuge mit verstärktem Fahrwerk		24.5229-0211.3 330573	L= 210
1.5 D	42	04/98→07/04	←	10/00→ 03/04	2	24.5111-0290.3 330108	L= 290
			→	 ; 10/00→ 03/04; für Fahrzeuge mit verstärktem Fahrwerk		24.5229-0199.3 330534	L= 200
			→	10/00→ 03/04; für Fahrzeuge ohne verstärktes Fahrwerk	2	24.5229-0199.3 330534	L= 200
			→	 ; 10/00→ 03/04; für Fahrzeuge mit verstärktem Fahrwerk		24.5229-0211.3 330573	L= 210
Electric	20	04/96→07/04	←		2	24.5111-0301.3 330499	L= 300
			→		2	24.5229-0199.3 330534	L= 200
<b>PEUGEOT - 107 (PM_, PN_) 06/05→05/14</b>							
 <b>Bremssattel</b>							
1.0 1.4 HDi	50	06/05→05/14	←			24.3481-1791.5 240731	- Halter
	40	06/05→05/14	←			24.3481-1792.5 240732	- Halter
 <b>Bremsschlauch</b>							
1.0 1.4 HDi	50	06/05→05/14	←			24.5262-0501.3 331025	L= 501,5
	40	06/05→05/14	←			24.5295-0496.3 331033	L= 496
			→		2	24.5261-0225.3 330909	L= 225
<b>PEUGEOT - 108 05/14→</b>							
 <b>Bremssattel</b>							
1.0 VTi 1.0 VTi 72 1.2	51	05/14→	←			24.3481-1791.5 240731	- Halter
	53	05/18→	←			24.3481-1792.5 240732	- Halter
	60	05/14→	←				

	kw			 	! #		
<b>PEUGEOT - 205 II (20A/C) 01/87→12/00</b>							
<b> Bremssattel</b>							
1.0	33	10/87→09/98	←	☐; 09/90→		24.3481-1610.5 240845	TRW + Halter
1.0	37	08/92→05/97	←	☐		24.3481-1610.5 240845	TRW + Halter
1.1	44	07/89→09/98	←	☐; 09/90→		24.3481-1610.5 240845	TRW + Halter
1.4	55	07/88→09/98	←	☐; → 08/90		24.3481-1610.5 240845	TRW + Halter
1.6	53	10/87→09/98					
1.6	55	10/87→09/98					
1.6 Aut.	65	05/90→09/98	←	☐; → 08/90; Automatikgetriebe		24.3481-1610.5 240845	TRW + Halter
			←	☐; 09/90→		24.3481-1610.5 240845	TRW + Halter
1.7 Diesel	44	07/87→09/98	←	☐; → 08/90		24.3481-1610.5 240845	TRW + Halter
1.8 XDT	58	08/90→05/97	←	☐		24.3481-9833.5 240479	ATE - Halter
			←	☐		24.3481-9834.5 240480	ATE - Halter
1.9 Diesel	47	10/87→09/98	←	☐; 09/88→ 08/90		24.3481-1610.5 240845	TRW + Halter
			←	☐; 09/90→		24.3481-1610.5 240845	TRW + Halter
1.9 GTI	94	10/87→09/98	←	☐; → 08/88		24.3481-1615.5 240031	TRW - Halter
			←	☐; 09/90→		24.3481-1615.5 240031	TRW - Halter
			←	☐; → 08/88		24.3481-1616.5 240032	TRW - Halter
			←	☐; 09/90→		24.3481-1616.5 240032	TRW - Halter
<b>Feder, Bremssattel</b>							
1.8 XDT	58	08/90→05/97	←		2	11.8116-0129.1 390591	ATE
1.9 GTI	94	10/87→09/98	←	09/90→	2	11.8116-0129.1 390591	ATE
<b>Führungshülzensatz, Bremssattel</b>							
1.8 XDT	58	08/90→05/97	←			11.0101-5407.2 260011	ATE
1.9 GTI	94	10/87→09/98	←	09/90→		11.0101-5407.2 260011	ATE
<b>Führungsbolzen, Bremssattel</b>							
1.8 XDT	58	08/90→05/97			2	11.8171-0008.1 990049	ATE
1.9 GTI	94	10/87→09/98		09/90→	2	11.8171-0008.1 990049	ATE
<b>Dichtungssatz, Bremssattel</b>							
1.8 XDT	58	08/90→05/97	←			11.0441-4811.2 250024	ATE
1.9 GTI	94	10/87→09/98	←	09/90→		11.0441-4811.2 250024	ATE
<b>Zubehörsatz, Bremssattel</b>							
1.9 GTI	94	10/87→09/98	←	→ 08/88		24.0101-4806.2 260052	TRW
			←	09/90→		24.0101-4806.2 260052	TRW
<b> Bremsschlauch</b>							
1.0	33	10/87→09/98	←	09/90→	2	24.5112-0325.3 330415	L= 355
				09/90→	2	24.5112-0405.3 330428	L= 405
			→	09/90→	2	24.5228-0255.3 330409	L= 255
1.0	37	08/92→05/97	←		2	24.5112-0325.3 330415	L= 355
					2	24.5112-0405.3 330428	L= 405
			→		2	24.5228-0255.3 330409	L= 255
1.1	44	07/89→09/98	←	→ 08/90	2	24.5112-0325.3 330415	L= 355
1.4	55	07/88→09/98	←	09/90→	2	24.5112-0325.3 330415	L= 355
			→	→ 08/90	2	24.5112-0405.3 330428	L= 405
			→	09/90→	2	24.5228-0255.3 330409	L= 255
			→	09/90→	2	24.5228-0255.3 330409	L= 255
1.6	53	10/87→09/98	←	→ 08/90	2	24.5112-0325.3 330415	L= 355
1.6	55	10/87→09/98	←	09/90→; - ABS	2	24.5112-0325.3 330415	L= 355
			→	→ 08/90	2	24.5112-0405.3 330428	L= 405
			→	→ 08/90	2	24.5228-0255.3 330409	L= 255
			→	09/90→; - ABS	2	24.5228-0255.3 330409	L= 255
1.6 Aut.	65	05/90→09/98	←	→ 08/90; Automatikgetriebe	2	24.5112-0325.3 330415	L= 355
						24.5112-0405.3 330428	L= 405
↓							










	kW			 	! #		
<b>PEUGEOT - 205 II (20A/C) 01/87→12/00</b>							
 <b>Bremsschlauch</b>							
1.6 Aut.	65	05/90→09/98	←	09/90→; + ABS	2	24.5112-0405.3 330428	L= 405
			→	09/90→; + ABS	2	24.5112-0155.3 330507 24.5112-0300.3 330696	L= 155 L= 300
			→	→ 08/90; Automatikgetriebe	2	24.5228-0255.3 330409	L= 255
			→				
1.7 Diesel	44	07/87→09/98	←	03/94→	2	24.5112-0325.3 330415 24.5112-0405.3 330428	L= 355 L= 405
			←	→ 08/90	2	24.5112-0325.3 330415 24.5112-0405.3 330428	L= 355 L= 405
			→	03/94→	2	24.5112-0325.3 330415	L= 355
			→	→ 08/90	2	24.5228-0255.3 330409	L= 255
			→				
1.8 XDT	58	08/90→05/97	←		2	24.5112-0325.3 330415 24.5112-0405.3 330428	L= 355 L= 405
			→		2	24.5228-0255.3 330409	L= 255
1.9 Diesel	47	10/87→09/98	←	09/90→	2	24.5112-0325.3 330415 24.5112-0405.3 330428	L= 355 L= 405
			←	09/88→ 08/90	2	24.5112-0325.3 330415 24.5112-0405.3 330428	L= 355 L= 405
			→	09/90→	2	24.5112-0325.3 330415 24.5228-0255.3 330409	L= 355 L= 255
			→	09/88→ 08/90	2	24.5228-0255.3 330409	L= 255
1.9 GTI	94	10/87→09/98	←	→ 08/88	2	24.5112-0325.3 330415 24.5112-0405.3 330428	L= 355 L= 405
			←	09/90→	2	24.5112-0405.3 330428	L= 405
			→	→ 08/88	2	24.5112-0155.3 330507 24.5228-0255.3 330409	L= 155 L= 255
			→	09/90→	2	24.5112-0155.3 330507	L= 155
			→	09/90→; + ABS	2	24.5112-0300.3 330696	L= 300
			→	09/90→; - ABS	2	24.5228-0255.3 330409	L= 255
<b>PEUGEOT - 205 Kasten/Schrägheck 08/90→05/97</b>							
 <b>Bremsschlauch</b>							
1.7 Diesel	44	03/94→05/97	←		2	24.5112-0325.3 330415 24.5112-0405.3 330428	L= 355 L= 405
			→		2	24.5112-0325.3 330415	L= 355
<b>PEUGEOT - 206 CC (2D) 09/00→12/08</b>							
 <b>Bremssattel</b>							
1.6 16V	80	09/00→12/07	←	☐; →Orga 08777		24.3541-1767.5 240237	BOS - Halter
			←	☐; →Orga 08777		24.3541-1768.5 240238	- Halter
			←	☐; 09079→ 10949		24.3541-1771.5 240239	BOS - Halter
			←	☐; 09079→ 10949		24.3541-1772.5 240240	BOS - Halter
1.6 HDi 110	80	04/05→02/07	←	☐; → 01/07		24.3541-1771.5 240239	BOS - Halter
			←	☐; → 01/07		24.3541-1772.5 240240	BOS - Halter
2.0 S16	100	09/00→12/07	←	☐; →Orga 08777		24.3541-1767.5 240237	BOS - Halter
			←	☐; →Orga 08777		24.3541-1768.5 240238	- Halter
			←	☐; Orga 09079→; → 01/07		24.3541-1771.5 240239	BOS - Halter
			←	☐; Orga 09079→; → 01/07		24.3541-1772.5 240240	BOS - Halter
 <b>Bremsschlauch</b>							
1.6 16V 2.0 S16	80 100	09/00→12/07 09/00→12/07	←	→ 01/07	2	24.5111-0306.3 330596	L= 305
			→	Orga 09156→; → 01/07	2	24.5229-0200.3 330572	L= 200
			→	☐; →Orga 09155		24.5229-0200.3 330572	L= 200
			→	☐; →Orga 09155		24.5229-0240.3 330400	L= 242
1.6 HDi 110	80	04/05→02/07	←	→ 01/07	2	24.5111-0306.3 330596	L= 305
			→	→ 01/07	2	24.5229-0200.3 330572	L= 200



























	kw			 	! #		
<b>PEUGEOT - 206 Schrägheck (2A/C) 08/98→12/12</b>							
 <b>Bremssattel</b>							
1.1	40	08/98→07/00	←  ; 09/98→; →Orga 08238	24.3481-1741.5	240245	BOS - Halter	
			←  ; 09/98→; →Orga 08882; + ABS	24.3481-1741.5	240245	BOS - Halter	
			←  ; 08610→ 08882; - ABS	24.3481-1741.5	240245	BOS - Halter	
			←  ; 09/98→; →Orga 08882; + ABS	24.3481-1742.5	240246	BOS - Halter	
			←  ; 09/98→; →Orga 08238	24.3481-1742.5	240246	BOS - Halter	
			←  ; 08610→ 08882; - ABS	24.3481-1742.5	240246	BOS - Halter	
			←  ; Orga 09975→; V	24.3481-1769.5	240373	BOS - Halter	
			←  ; Orga 09975→; V	24.3481-1770.5	240374	BOS - Halter	
			←  ; Orga 09975→	24.3481-1771.5	240375	BOS - Halter	
			←  ; 08883→ 09974	24.3481-1771.5	240375	BOS - Halter	
			←  ; 08883→ 09974	24.3481-1772.5	240376	BOS - Halter	
←  ; Orga 09975→	24.3481-1772.5	240376	BOS - Halter				
1.1 i	44	09/98→02/07	←  ; →Orga 08238	24.3481-1741.5	240245	BOS - Halter	
			←  ; 08610→ 08882; - ABS	24.3481-1741.5	240245	BOS - Halter	
			←  ; →Orga 08882; + ABS	24.3481-1741.5	240245	BOS - Halter	
			←  ; →Orga 08882; + ABS	24.3481-1742.5	240246	BOS - Halter	
			←  ; →Orga 08238	24.3481-1742.5	240246	BOS - Halter	
			←  ; 08610→ 08882; - ABS	24.3481-1742.5	240246	BOS - Halter	
			←  ; Orga 09975→; V	24.3481-1769.5	240373	BOS - Halter	
			←  ; Orga 09975→; V	24.3481-1770.5	240374	BOS - Halter	
			←  ; Orga 09975→	24.3481-1771.5	240375	BOS - Halter	
			←  ; 08883→ 09974	24.3481-1771.5	240375	BOS - Halter	
			←  ; Orga 09975→	24.3481-1772.5	240376	BOS - Halter	
←  ; 08883→ 09974	24.3481-1772.5	240376	BOS - Halter				
1.4 16V 1.6 HDi 110	65	10/03→02/08	←  ; 	24.3541-1771.5	240239	BOS - Halter	
	80	05/04→02/07	←  ; 	24.3541-1772.5	240240	BOS - Halter	
1.4 CNG 1.4 LPG	55	05/06→09/07	←  ; Vollautomatik	24.3481-1769.5	240373	BOS - Halter	
	55	05/06→09/07	←  ; Schaltgetriebe; - Roland Garros; V	24.3481-1769.5	240373	BOS - Halter	
			←  ; Vollautomatik	24.3481-1770.5	240374	BOS - Halter	
			←  ; Schaltgetriebe; - Roland Garros; V	24.3481-1770.5	240374	BOS - Halter	
			←  ; Schaltgetriebe; - Roland Garros	24.3481-1771.5	240375	BOS - Halter	
←  ; Schaltgetriebe; - Roland Garros	24.3481-1772.5	240376	BOS - Halter				
1.4 HDi eco 70	50	09/01→04/09	←  ; → 02/09; V	24.3481-1769.5	240373	BOS - Halter	
			←  ; → 02/09; V	24.3481-1770.5	240374	BOS - Halter	
			←  ; → 02/09	24.3481-1771.5	240375	BOS - Halter	
			←  ; → 02/09	24.3481-1772.5	240376	BOS - Halter	
1.4 i	55	09/98→12/12	←  ; →Orga 08749; Vollautomatik	24.3481-1739.5	240243	BOS - Halter	
			←  ; →Orga 08749	24.3481-1739.5	240243	BOS - Halter	
			←  ; →Orga 08749	24.3481-1740.5	240244	BOS - Halter	
			←  ; →Orga 08749; Vollautomatik	24.3481-1740.5	240244	BOS - Halter	
			←  ; →Orga 08882; Schaltgetriebe	24.3481-1741.5	240245	BOS - Halter	
			←  ; →Orga 08882; Schaltgetriebe	24.3481-1742.5	240246	BOS - Halter	
			←  ; Orga 09975→; → 02/09; Schaltgetriebe; - Roland Garros; V	24.3481-1769.5	240373	BOS - Halter	
			←  ; Orga 08750→; → 02/09	24.3481-1769.5	240373	BOS - Halter	
			←  ; Orga 08750→; → 02/09; Vollautomatik	24.3481-1769.5	240373	BOS - Halter	
			←  ; Orga 08750→; → 02/09	24.3481-1770.5	240374	BOS - Halter	
			←  ; Orga 09975→; → 02/09; Schaltgetriebe; - Roland Garros; V	24.3481-1770.5	240374	BOS - Halter	
			←  ; Orga 08750→; → 02/09; Vollautomatik	24.3481-1770.5	240374	BOS - Halter	
			←  ; 08883→ 09974; Schaltgetriebe; - Roland Garros	24.3481-1771.5	240375	BOS - Halter	
			←  ; Orga 09975→; → 02/09; Schaltgetriebe; - Roland Garros	24.3481-1771.5	240375	BOS - Halter	









































	kw			 	! #			
<b>PEUGEOT - 206 Schrägheck (2A/C) 08/98→12/12</b>								
<b> Bremssattel</b>								
1.4 i	55	09/98→12/12	←	☐; Orga 09975→; → 02/09; Schaltgetriebe; - Roland Garros		24.3481-1772.5	240376	BOS - Halter
			←	☐; 08883→09974; Schaltgetriebe; - Roland Garros		24.3481-1772.5	240376	BOS - Halter
1.6 16V	80	07/00→04/09	←	☐; →Orga 08777		24.3541-1767.5	240237	BOS - Halter
			←	☐; →Orga 08777		24.3541-1768.5	240238	- Halter
			←	☐; Orga 09079→; → 02/09		24.3541-1771.5	240239	BOS - Halter
			←	☐; Orga 09079→; → 02/09		24.3541-1772.5	240240	BOS - Halter
1.6 i 1.9 D	65 51	09/98→12/00 09/98→11/01	←	☐; →Orga 08749		24.3481-1739.5	240243	BOS - Halter
			←	☐; →Orga 08749		24.3481-1740.5	240244	BOS - Halter
			←	☐; Orga 08750→		24.3481-1769.5	240373	BOS - Halter
			←	☐; Orga 08750→		24.3481-1770.5	240374	BOS - Halter
2.0 HDI 90	66	12/99→09/09	←	☐; →Orga 08777		24.3541-1767.5	240237	BOS - Halter
			←	☐; →Orga 08777		24.3541-1768.5	240238	- Halter
			←	☐; 09079→ 10891		24.3541-1771.5	240239	BOS - Halter
			←	☐; 09079→ 10891		24.3541-1772.5	240240	BOS - Halter
2.0 S16	99	04/99→10/00	←	☐		24.3541-1767.5	240237	BOS - Halter
			←	☐		24.3541-1768.5	240238	- Halter
2.0 S16	100	06/99→12/07	←	☐; 10/00→; →Orga 08777		24.3541-1767.5	240237	BOS - Halter
			←	☐; 10/00→; →Orga 08777		24.3541-1768.5	240238	- Halter
			←	☐; Orga 09079→		24.3541-1771.5	240239	BOS - Halter
			←	☐; Orga 09079→		24.3541-1772.5	240240	BOS - Halter
<b> Bremsschlauch</b>								
1.1	40	08/98→07/00	←	09/98→	2	24.5111-0306.3	330596	L= 305
			→	☐; 09/98→; →Orga 09155; - ABS		24.5229-0200.3	330572	L= 200
			→	09/98→; + ABS	2	24.5229-0200.3	330572	L= 200
			→	Orga 09156→; - ABS	2	24.5229-0200.3	330572	L= 200
			→	☐; 09/98→; →Orga 09155; - ABS		24.5229-0240.3	330400	L= 242
1.1 i 1.9 D	44 51	09/98→02/07 09/98→11/01	←		2	24.5111-0306.3	330596	L= 305
			→	☐; →Orga 09155; - ABS		24.5229-0200.3	330572	L= 200
			→	+ ABS	2	24.5229-0200.3	330572	L= 200
			→	Orga 09156→; - ABS	2	24.5229-0200.3	330572	L= 200
			→	☐; →Orga 09155; - ABS		24.5229-0240.3	330400	L= 242
1.4 16V 1.6 HDi 110 2.0 RC	65 80 130	10/03→02/08 05/04→02/07 07/03→12/07	←		2	24.5111-0306.3	330596	L= 305
			→		2	24.5229-0200.3	330572	L= 200
			→		2	24.5229-0200.3	330572	L= 200
1.4 CNG 1.4 LPG	55 55	05/06→09/07 05/06→09/07	←		2	24.5111-0306.3	330596	L= 305
			→	- ABS	2	24.5229-0200.3	330572	L= 200
1.4 HDi eco 70 1.4 i 1.6 16V 2.0 HDI 90	50 55 80 66	09/01→04/09 09/98→12/12 07/00→04/09 12/99→09/09	←	→ 02/09	2	24.5111-0306.3	330596	L= 305
			→	Orga 09156→; → 02/09; - ABS	2	24.5229-0200.3	330572	L= 200
			→	☐; →Orga 09155; - ABS		24.5229-0200.3	330572	L= 200
			→	→ 02/09; + ABS	2	24.5229-0200.3	330572	L= 200
			→	☐; →Orga 09155; - ABS		24.5229-0240.3	330400	L= 242
1.6 i 2.0 S16	65 99	09/98→12/00 04/99→10/00	←		2	24.5111-0306.3	330596	L= 305
			→	☐		24.5229-0200.3	330572	L= 200
			→	☐		24.5229-0240.3	330400	L= 242
2.0 S16	100	06/99→12/07	←	10/00→	2	24.5111-0306.3	330596	L= 305
			→	10/00→; + ABS	2	24.5229-0200.3	330572	L= 200
			→	Orga 09156→; - ABS	2	24.5229-0200.3	330572	L= 200
			→	☐; 10/00→; →Orga 09155; - ABS		24.5229-0200.3	330572	L= 200
			→	☐; 10/00→; →Orga 09155; - ABS		24.5229-0240.3	330400	L= 242

	kW			 	! #			
<b>PEUGEOT - 206 Stufenheck 03/07→</b>								
 <b>Bremssattel</b>								
1.4	55	03/07→	←	☐; → 02/09; Vollautomatik	24.3481-1769.5	240373	BOS - Halter	
			←	☐; → 02/09; - Roland Garros; Schaltgetriebe; V	24.3481-1769.5	240373	BOS - Halter	
			←	☐; → 02/09; - Roland Garros; Schaltgetriebe; V	24.3481-1770.5	240374	BOS - Halter	
			←	☐; → 02/09; Vollautomatik	24.3481-1770.5	240374	BOS - Halter	
			←	☐; → 02/09; - Roland Garros; Schaltgetriebe	24.3481-1771.5	240375	BOS - Halter	
			←	☐; → 02/09; - Roland Garros; Schaltgetriebe	24.3481-1772.5	240376	BOS - Halter	
1.4 HDi eco 70	50	09/08→	←	☐; → 02/09; V	24.3481-1769.5	240373	BOS - Halter	
			←	☐; → 02/09; V	24.3481-1770.5	240374	BOS - Halter	
			←	☐; → 02/09	24.3481-1771.5	240375	BOS - Halter	
			←	☐; → 02/09	24.3481-1772.5	240376	BOS - Halter	
1.6 16V	80	03/07→	←	☐; →Orga 08777	24.3541-1767.5	240237	BOS - Halter	
			←	☐; →Orga 08777	24.3541-1768.5	240238	- Halter	
			←	☐; Orga 09079→; → 02/09	24.3541-1771.5	240239	BOS - Halter	
			←	☐; Orga 09079→; → 02/09	24.3541-1772.5	240240	BOS - Halter	
 <b>Bremsschlauch</b>								
1.4	55	03/07→	←	→ 02/09	2	24.5111-0306.3	330596	L= 305
			→	→ 02/09; - ABS	2	24.5229-0200.3	330572	L= 200
1.4 HDi eco 70	50	09/08→	←	→ 02/09	2	24.5111-0306.3	330596	L= 305
			→	☐; → 02/09		24.5229-0200.3	330572	L= 200
			→	☐; → 02/09		24.5229-0240.3	330400	L= 242
1.6 16V	80	03/07→	←	→ 02/09	2	24.5111-0306.3	330596	L= 305
			→	Orga 09156→; → 02/09; - ABS	2	24.5229-0200.3	330572	L= 200
			→	☐; →Orga 09155; - ABS		24.5229-0200.3	330572	L= 200
			→	→ 02/09; + ABS	2	24.5229-0200.3	330572	L= 200
			→	☐; →Orga 09155; - ABS		24.5229-0240.3	330400	L= 242
<b>PEUGEOT - 206 SW (2E/K) 07/02→</b>								
 <b>Bremssattel</b>								
1.1	44	07/02→	←	☐; → 05/07	24.3481-1771.5	240375	BOS - Halter	
1.4 16V	65	10/03→	←	☐; → 05/07	24.3481-1772.5	240376	BOS - Halter	
1.4	55	07/02→02/07	←	☐	24.3481-1771.5	240375	BOS - Halter	
			←	☐	24.3481-1772.5	240376	BOS - Halter	
1.4 HDi	50	07/02→	←	☐; → 05/07; V	24.3481-1769.5	240373	BOS - Halter	
			←	☐; → 05/07; V	24.3481-1770.5	240374	BOS - Halter	
			←	☐; → 05/07	24.3481-1771.5	240375	BOS - Halter	
			←	☐; → 05/07	24.3481-1772.5	240376	BOS - Halter	
1.6 16V	80	07/02→	←	☐; →Orga 10808	24.3541-1771.5	240239	BOS - Halter	
1.6 LPG	80	07/02→	←	☐; →Orga 10808	24.3541-1772.5	240240	BOS - Halter	
2.0 HDi	66	07/02→	←	☐; →Orga 10808	24.3541-1771.5	240239	BOS - Halter	
1.6 HDi 110	80	05/04→	←	☐; → 05/07	24.3541-1771.5	240239	BOS - Halter	
			←	☐; → 05/07	24.3541-1772.5	240240	BOS - Halter	
2.0 16V	100	07/02→02/07	←	☐	24.3541-1771.5	240239	BOS - Halter	
			←	☐	24.3541-1772.5	240240	BOS - Halter	
 <b>Bremsschlauch</b>								
1.1	44	07/02→	←	→ 05/07	2	24.5111-0306.3	330596	L= 305
1.4 HDi	50	07/02→	→	☐; →Orga 09155		24.5229-0200.3	330572	L= 200
1.6 16V	80	07/02→	→	Orga 09156→; → 05/07	2	24.5229-0200.3	330572	L= 200
1.6 LPG	80	07/02→	→	☐; →Orga 09155		24.5229-0240.3	330400	L= 242
2.0 HDi	66	07/02→	→	☐; →Orga 09155		24.5229-0200.3	330572	L= 200
1.4	55	07/02→02/07	←		2	24.5111-0306.3	330596	L= 305
			→	Orga 09156→	2	24.5229-0200.3	330572	L= 200
2.0 16V	100	07/02→02/07	→	☐; →Orga 09155		24.5229-0200.3	330572	L= 200
↓								








	kW					! #		
<b>PEUGEOT - 206 SW (2E/K) 07/02→</b>								
 <b>Bremsschlauch</b>								
1.4 2.0 16V	55 100	07/02→02/07 07/02→02/07	➡	☐; →Orga 09155			24.5229-0240.3 330400	L= 242
1.4 16V 1.6 HDi 110	65 80	10/03→ 05/04→	➡	→ 05/07	2	24.5111-0306.3 330596	330596	L= 305
			➡	→ 05/07	2	24.5229-0200.3 330572	330572	L= 200
<b>PEUGEOT - 206 Van 04/99→03/09</b>								
 <b>Bremssattel</b>								
1.4 HDi	50	09/01→03/09	➡	☐; → 02/09; V		24.3481-1769.5 240373	240373	BOS - Halter
			➡	☐; → 02/09; V		24.3481-1770.5 240374	240374	BOS - Halter
			➡	☐; → 02/09		24.3481-1771.5 240375	240375	BOS - Halter
			➡	☐; → 02/09		24.3481-1772.5 240376	240376	BOS - Halter
 <b>Bremsschlauch</b>								
1.4 HDi	50	09/01→03/09	➡	→ 02/09	2	24.5111-0306.3 330596	330596	L= 305
			➡	Orga 09156→; → 02/09; - ABS	2	24.5229-0200.3 330572	330572	L= 200
			➡	☐; →Orga 09155; - ABS		24.5229-0200.3 330572	330572	L= 200
			➡	→ 02/09; + ABS	2	24.5229-0200.3 330572	330572	L= 200
			➡	☐; →Orga 09155; - ABS		24.5229-0240.3 330400	330400	L= 242
<b>PEUGEOT - 206+ (2L_, 2M_) 01/09→08/13</b>								
 <b>Bremssattel</b>								
1.1 1.1 LPG 1.4 HDi eco 70	44 44 50	01/09→06/13 04/09→06/13 01/09→06/13	➡	☐; + D; → 05/13		24.3481-1769.5 240373	240373	BOS - Halter
1.4 i 1.4 i	54 55	09/10→06/13 01/09→08/13	➡	☐; + D; → 05/13		24.3481-1770.5 240374	240374	BOS - Halter
			➡	☐; - D; → 05/13		24.3481-1771.5 240375	240375	BOS - Halter
			➡	☐; - D; → 05/13		24.3481-1772.5 240376	240376	BOS - Halter
 <b>Bremsschlauch</b>								
1.1 1.1 LPG 1.4 HDi eco 70	44 44 50	01/09→06/13 04/09→06/13 01/09→06/13	➡	→ 05/13	2	24.5111-0306.3 330596	330596	L= 305
1.4 i 1.4 i	54 55	09/10→06/13 01/09→08/13	➡	→ 05/13	2	24.5229-0200.3 330572	330572	L= 200
<b>PEUGEOT - 207/207+ (WA_, WC_) 02/06→12/15</b>								
 <b>Bremssattel</b>								
1.4 1.4 16V 1.4 HDi 1.6 HDi	54 65 50 68	04/06→10/13 02/06→10/13 02/06→12/15 11/09→12/12	➡	☐; → 06/12		24.3541-1771.5 240239	240239	BOS - Halter
			➡	☐; → 06/12		24.3541-1772.5 240240	240240	BOS - Halter
1.4 16V	70	06/07→10/13	➡	☐; 08/07→ 06/12		24.3541-1761.5 240233	240233	- Halter
			➡	☐; 08/07→ 06/12		24.3541-1762.5 240234	240234	- Halter
1.4 16V	72	10/09→12/12	➡	☐; → 06/12		24.3541-1761.5 240233	240233	- Halter
			➡	☐; → 06/12		24.3541-1762.5 240234	240234	- Halter
1.4 BiFuel	54	08/07→12/13	➡	☐		24.3541-1771.5 240239	240239	BOS - Halter
			➡	☐		24.3541-1772.5 240240	240240	BOS - Halter
1.6 16V 1.6 16V Turbo 1.6 HDi 1.6 HDi 110	80 110 80 82	02/06→10/13 02/06→10/13 02/06→10/13 08/09→12/12	➡	☐; → 06/12		24.3541-1761.5 240233	240233	- Halter
			➡	☐; → 06/12		24.3541-1762.5 240234	240234	- Halter
			➡	☐; Orga 11635→; → 06/12		24.3387-1733.5 240655	240655	TRW - Halter
			➡	☐; Orga 11635→; → 06/12		24.3387-1734.5 240656	240656	TRW - Halter
1.6 16V RC	128	02/07→12/12	➡	☐; → 06/12		24.3571-9765.5 240651	240651	ATE - Halter
			➡	☐; → 06/12		24.3571-9766.5 240652	240652	ATE - Halter
			➡	☐; Orga 11628→; → 06/12		24.3387-1733.5 240655	240655	TRW - Halter
			➡	☐; Orga 11628→; → 06/12		24.3387-1734.5 240656	240656	TRW - Halter
1.6 16V Turbo	115	10/09→12/12	➡	☐; 01/10→ 06/12		24.3541-1761.5 240233	240233	- Halter
			➡	☐; 01/10→ 06/12		24.3541-1762.5 240234	240234	- Halter
			➡	☐; Orga 11635→; → 06/12		24.3387-1733.5 240655	240655	TRW - Halter
			➡	☐; Orga 11635→; → 06/12		24.3387-1734.5 240656	240656	TRW - Halter
1.6 16V VTi ↓	88	02/07→12/12	➡	☐; → 06/12		24.3541-1761.5 240233	240233	- Halter

	kw					! #						
<b>PEUGEOT - 207/207+ (WA_, WC_) 02/06→12/15</b>												
 <b>Bremssattel</b>												
1.6 16V VTi	88	02/07→12/12	←	☐; → 06/12			24.3541-1762.5	240234	- Halter			
			→	☐; Orga 11628→; → 06/12			24.3387-1733.5	240655	TRW - Halter			
			→	☐; Orga 11628→; → 06/12			24.3387-1734.5	240656	TRW - Halter			
1.6 HDi	66	02/06→10/13	←	☐; → 06/12			24.3541-1761.5	240233	- Halter			
							24.3541-1771.5	240239	BOS - Halter			
			←	☐; → 06/12			24.3541-1762.5	240234	- Halter			
			→	☐; Orga 11635→; → 06/12			24.3387-1733.5	240655	TRW - Halter			
			→	☐; Orga 11635→; → 06/12			24.3387-1734.5	240656	TRW - Halter			
<b>Feder, Bremssattel</b>												
1.6 16V RC	128	02/07→12/12	←	→ 06/12	2		11.8116-0351.1	390538	ATE			
<b>Führungshülzensatz, Bremssattel</b>												
1.6 16V RC	128	02/07→12/12	←	→ 06/12			11.0101-5704.2	260095	ATE			
<b>Führungsbolzen, Bremssattel</b>												
1.6 16V RC	128	02/07→12/12		→ 06/12	2		11.8171-0008.1	990049	ATE			
 <b>Bremsschlauch</b>												
1.4	54	04/06→10/13	←	→ 06/12	2		24.5144-0480.3	330961	L= 480			
1.4 16V	65	02/06→10/13	→	→ 06/12	2		24.5239-0190.3	330966	L= 190			
1.4 16V	72	10/09→12/12										
1.4 HDi	50	02/06→12/15										
1.6 16V	80	02/06→10/13										
1.6 16V RC	128	02/07→12/12										
1.6 16V Turbo	110	02/06→10/13										
1.6 16V Turbo	115	10/09→12/12										
1.6 16V VTi	88	02/07→12/12										
1.6 HDi	66	02/06→10/13										
1.6 HDi	68	11/09→12/12										
1.6 HDi	80	02/06→10/13										
1.6 HDi 110	82	08/09→12/12										
1.4 16V	70	06/07→10/13	←	08/07→ 06/12	2		24.5144-0480.3	330961	L= 480			
			→	08/07→ 06/12	2		24.5239-0190.3	330966	L= 190			
1.4 BiFuel	54	08/07→12/13	←		2		24.5144-0480.3	330961	L= 480			
			→		2		24.5239-0190.3	330966	L= 190			
<b>PEUGEOT - 207 CC (WD_) 02/07→01/15</b>												
 <b>Bremssattel</b>												
1.6 16V	88	02/07→10/13	←	☐			24.3541-1761.5	240233	- Halter			
			←	☐			24.3541-1762.5	240234	- Halter			
			→	☐; Orga 1164282→			24.3387-1733.5	240655	TRW - Halter			
			→	☐; Orga 1164282→			24.3387-1734.5	240656	TRW - Halter			
1.6 16V Turbo	110	02/07→12/12	←	☐			24.3541-1761.5	240233	- Halter			
			1.6 16V Turbo	115	10/09→12/13	←	☐			24.3541-1762.5	240234	- Halter
			1.6 HDi	80	02/07→01/15	→	☐; Orga 1163582→			24.3387-1733.5	240655	TRW - Halter
			→	☐; Orga 1163582→			24.3387-1734.5	240656	TRW - Halter			
1.6 HDi	82	08/09→10/13	←	☐			24.3541-1761.5	240233	- Halter			
			←	☐			24.3541-1762.5	240234	- Halter			
			→	☐			24.3387-1733.5	240655	TRW - Halter			
			→	☐			24.3387-1734.5	240656	TRW - Halter			
 <b>Bremsschlauch</b>												
1.6 16V	88	02/07→10/13	←		2		24.5144-0480.3	330961	L= 480			
1.6 16V Turbo	110	02/07→12/12	→		2		24.5239-0190.3	330966	L= 190			
1.6 16V Turbo	115	10/09→12/13										
1.6 HDi	80	02/07→01/15										
1.6 HDi	82	08/09→10/13										
<b>PEUGEOT - 207 Kasten/Schrägheck (WA_, WC_) 04/06→</b>												
 <b>Bremssattel</b>												
1.6 HDi ↓	66	04/07→10/12	←	☐; → 06/12			24.3541-1761.5	240233	- Halter			




















	kw			 	! #			
<b>PEUGEOT - 207 Kasten/Schrägheck (WA_, WC_) 04/06→</b>								
 <b>Bremssattel</b>								
1.6 HDi	66	04/07→10/12	←	☐; → 06/12		24.3541-1771.5	240239	BOS - Halter
			←	☐; → 06/12		24.3541-1762.5	240234	- Halter
			→	☐; Orga 11635→; → 06/12		24.3541-1772.5	240240	BOS - Halter
			→	☐; Orga 11635→; → 06/12		24.3387-1733.5	240655	TRW - Halter
			→	☐; Orga 11635→; → 06/12		24.3387-1734.5	240656	TRW - Halter
 <b>Bremsschlauch</b>								
1.6 HDi	66	04/07→10/12	←	→ 06/12	2	24.5144-0480.3	330961	L= 480
			→	→ 06/12	2	24.5239-0190.3	330966	L= 190
<b>PEUGEOT - 207 Stufenheck 12/07→12/14</b>								
 <b>Bremssattel</b>								
1.4	54	12/07→12/12	←	☐; → 06/12		24.3541-1771.5	240239	BOS - Halter
			←	☐; → 06/12		24.3541-1772.5	240240	BOS - Halter
 <b>Bremsschlauch</b>								
1.4	54	12/07→12/12	←	→ 06/12	2	24.5144-0480.3	330961	L= 480
			→	→ 06/12	2	24.5239-0190.3	330966	L= 190
<b>PEUGEOT - 207 SW (WK_) 02/07→12/13</b>								
 <b>Bremssattel</b>								
1.4 1.4 LPG	54 54	06/07→12/12 08/07→12/12	←	☐		24.3541-1771.5	240239	BOS - Halter
			←	☐		24.3541-1772.5	240240	BOS - Halter
1.4 16V 1.6 HDi	70 82	06/07→10/13 08/09→10/13	←	☐; → 07/13		24.3541-1761.5	240233	- Halter
			←	☐; → 07/13		24.3541-1762.5	240234	- Halter
1.4 16V	72	11/09→12/12	←	☐		24.3541-1761.5	240233	- Halter
			←	☐		24.3541-1762.5	240234	- Halter
1.6 16V	88	06/07→10/13	←	☐; → 07/13		24.3541-1761.5	240233	- Halter
			←	☐; → 07/13		24.3541-1762.5	240234	- Halter
			→	☐; Orga 11628→; → 07/13		24.3387-1733.5	240655	TRW - Halter
			→	☐; Orga 11628→; → 07/13		24.3387-1734.5	240656	TRW - Halter
1.6 16V RC	128	02/07→12/12	←	☐; 11/07→		24.3571-9765.5	240651	ATE - Halter
			←	☐; 11/07→		24.3571-9766.5	240652	ATE - Halter
			→	☐; Orga 11628→		24.3387-1733.5	240655	TRW - Halter
			→	☐; Orga 11628→		24.3387-1734.5	240656	TRW - Halter
1.6 16V Turbo	110	02/07→12/12	←	☐		24.3541-1761.5	240233	- Halter
			←	☐		24.3541-1762.5	240234	- Halter
			→	☐; Orga 11628→		24.3387-1733.5	240655	TRW - Halter
			→	☐; Orga 11628→		24.3387-1734.5	240656	TRW - Halter
1.6 HDi	66	06/07→12/12	←	☐; für Bremsscheibendurchmesser [mm]: 283		24.3541-1761.5	240233	- Halter
			←	☐; für Bremsscheibendurchmesser [mm]: 283		24.3541-1762.5	240234	- Halter
			←	☐; für Bremsscheibendurchmesser [mm]: 266		24.3541-1771.5	240239	BOS - Halter
			←	☐; für Bremsscheibendurchmesser [mm]: 266		24.3541-1772.5	240240	BOS - Halter
			→	☐; Orga 11635→		24.3387-1733.5	240655	TRW - Halter
			→	☐; Orga 11635→		24.3387-1734.5	240656	TRW - Halter
1.6 HDi	68	11/09→12/12	←	☐		24.3541-1761.5	240233	- Halter
			←	☐		24.3541-1762.5	240234	- Halter
			→	☐		24.3387-1733.5	240655	TRW - Halter
			→	☐		24.3387-1734.5	240656	TRW - Halter
1.6 HDi	80	06/07→12/12	←	☐		24.3541-1761.5	240233	- Halter
↓								










	kw					! #		
<b>PEUGEOT - 207 SW (WK_) 02/07→12/13</b>								
 <b>Bremssattel</b>								
1.6 HDi	80	06/07→12/12	←	☐		24.3541-1762.5	240234	- Halter
			→	☐; Orga 11635→		24.3387-1733.5	240655	TRW - Halter
			→	☐; Orga 11635→		24.3387-1734.5	240656	TRW - Halter
<b>Feder, Bremssattel</b>								
1.6 16V RC	128	02/07→12/12			11/07→	2	11.8116-0351.1	390538 ATE
<b>Führungshülzensatz, Bremssattel</b>								
1.6 16V RC	128	02/07→12/12	←		11/07→		11.0101-5704.2	260095 ATE
<b>Führungsbolzen, Bremssattel</b>								
1.6 16V RC	128	02/07→12/12			11/07→	2	11.8171-0008.1	990049 ATE
 <b>Bremsschlauch</b>								
1.4	54	06/07→12/12	←			2	24.5144-0480.3	330961 L= 480
1.4 16V	72	11/09→12/12						
1.4 LPG	54	08/07→12/12	→			2	24.5239-0190.3	330966 L= 190
1.6 16V Turbo	110	02/07→12/12						
1.6 HDi	66	06/07→12/12						
1.6 HDi	68	11/09→12/12						
1.6 HDi	80	06/07→12/12						
1.4 16V	70	06/07→10/13	←		→ 07/13	2	24.5144-0480.3	330961 L= 480
1.6 16V	88	06/07→10/13						
1.6 HDi	82	08/09→10/13	→		→ 07/13	2	24.5239-0190.3	330966 L= 190
1.6 16V RC	128	02/07→12/12	←		11/07→	2	24.5144-0480.3	330961 L= 480
			→		11/07→	2	24.5239-0190.3	330966 L= 190
<b>PEUGEOT - 207 SW Kasten/Kombi (WK_) 08/07→12/12</b>								
 <b>Bremssattel</b>								
1.6 HDi	66	08/07→12/12	←	☐		24.3541-1761.5	240233	- Halter
			←	☐		24.3541-1762.5	240234	- Halter
			→	☐; Orga 11635→		24.3387-1733.5	240655	TRW - Halter
			→	☐; Orga 11635→		24.3387-1734.5	240656	TRW - Halter
 <b>Bremsschlauch</b>								
1.6 HDi	66	08/07→12/12	←			2	24.5144-0480.3	330961 L= 480
			→			2	24.5239-0190.3	330966 L= 190
<b>PEUGEOT - 208 I (CA_, CC_) 03/12→</b>								
 <b>Bremssattel</b>								
1.0	50	03/12→	←	☐;		24.3541-1771.5	240239	BOS - Halter
1.2 GPL	60	06/15→			für Bremsscheibendurchmesser [mm]:			
1.2 PureTech 82	61	03/18→			266			
1.2 THP 110	81	01/13→	←	☐;		24.3541-1772.5	240240	BOS - Halter
1.2 VTi 68 / PureTech 68	50	08/16→			für Bremsscheibendurchmesser [mm]:			
1.2 VTi 82	60	03/12→			266			
1.4 GPL	70	10/13→						
1.4 HDi	50	03/12→	←	☐;		24.3571-9939.5	241036	ATE - Halter
1.4 VTi	70	03/12→			für Bremsscheibendurchmesser [mm]:			
1.5 BlueHDi 100	75	05/18→			302			
1.6	88	03/12→	←	☐;		24.3571-9940.5	241037	ATE - Halter
1.6	89	09/16→			für Bremsscheibendurchmesser [mm]:			
1.6	115	03/12→			302			
1.6 BlueHDi 100	73	01/15→	→	☐		24.3387-1733.5	240655	TRW - Halter
1.6 BlueHDi 120	88	11/13→						
1.6 e-HDi	82	07/15→	→	☐		24.3387-1734.5	240656	TRW - Halter
1.6 HDi	68	03/12→						
1.6 HDi	69	09/16→						
1.6 HDi	84	03/12→						
1.6 HDi	85	04/14→						
1.6 HDi / BlueHDi 75	55	01/13→						
1.6 THP 165	121	03/15→						
1.6 GTi	147	08/12→	←	☐; 03/13→;		24.3571-9939.5	241036	ATE - Halter
				für Bremsscheibendurchmesser [mm]:				
				302				
			←	☐; 03/13→;		24.3571-9940.5	241037	ATE - Halter
				für Bremsscheibendurchmesser [mm]:				
				302				
1.6 GTi	153	10/14→	←	☐; Orga 14084→;		24.3571-9939.5	241036	ATE - Halter
				für Bremsscheibendurchmesser [mm]:				
				302				




















	kW			 	! #		
<b>PEUGEOT - 208 I (CA_, CC_) 03/12→</b>							
<b>Bremssattel</b>							
1.6 GTi	153	10/14→	←	☐; Orga 14084→; für Bremsscheibendurchmesser [mm]: 302	24.3571-9940.5	241037	ATE - Halter
<b>Feder, Bremssattel</b>							
1.0	50	03/12→	←	für Bremsscheibendurchmesser [mm]: 302	2	11.8116-0356.1	390586 ATE
1.2 GPL	60	06/15→					
1.2 THP 110	81	01/13→					
1.2 VTI 82	60	03/12→					
1.4 GPL	70	10/13→					
1.4 HDi	50	03/12→					
1.4 VTi	70	03/12→					
1.6	88	03/12→					
1.6	89	09/16→					
1.6	115	03/12→					
1.6 BlueHDi 100	73	01/15→					
1.6 BlueHDi 120	88	11/13→					
1.6 e-HDi	82	07/15→					
1.6 HDi	68	03/12→					
1.6 HDi	69	09/16→					
1.6 HDi	84	03/12→					
1.6 HDi	85	04/14→					
1.6 HDi / BlueHDi 75	55	01/13→					
1.6 THP 165	121	03/15→					
1.6 GTi	147	08/12→	←	03/13→; für Bremsscheibendurchmesser [mm]: 302	2	11.8116-0356.1	390586 ATE
1.6 GTi	153	10/14→	←	Orga 14084→; für Bremsscheibendurchmesser [mm]: 302	2	11.8116-0356.1	390586 ATE
<b>Führungshülzensatz, Bremssattel</b>							
1.0	50	03/12→	←	für Bremsscheibendurchmesser [mm]: 302		11.0101-5704.2	260095 ATE
1.2 GPL	60	06/15→					
1.2 THP 110	81	01/13→					
1.2 VTI 82	60	03/12→					
1.4 GPL	70	10/13→					
1.4 HDi	50	03/12→					
1.4 VTi	70	03/12→					
1.6	88	03/12→					
1.6	89	09/16→					
1.6	115	03/12→					
1.6 BlueHDi 100	73	01/15→					
1.6 BlueHDi 120	88	11/13→					
1.6 e-HDi	82	07/15→					
1.6 HDi	68	03/12→					
1.6 HDi	69	09/16→					
1.6 HDi	84	03/12→					
1.6 HDi	85	04/14→					
1.6 HDi / BlueHDi 75	55	01/13→					
1.6 THP 165	121	03/15→					
1.6 GTi	147	08/12→	←	03/13→; für Bremsscheibendurchmesser [mm]: 302		11.0101-5704.2	260095 ATE
1.6 GTi	153	10/14→	←	Orga 14084→; für Bremsscheibendurchmesser [mm]: 302		11.0101-5704.2	260095 ATE
<b>Führungsbolzen, Bremssattel</b>							
1.0	50	03/12→	←	für Bremsscheibendurchmesser [mm]: 302	2	11.8171-0008.1	990049 ATE
1.2 GPL	60	06/15→					
1.2 THP 110	81	01/13→					
1.2 VTI 82	60	03/12→					
1.4 GPL	70	10/13→					
1.4 HDi	50	03/12→					
1.4 VTi	70	03/12→					
1.6	88	03/12→					
1.6	89	09/16→					
1.6	115	03/12→					
1.6 BlueHDi 100	73	01/15→					
1.6 BlueHDi 120	88	11/13→					
1.6 e-HDi	82	07/15→					
1.6 HDi	68	03/12→					
1.6 HDi	69	09/16→					
1.6 HDi	84	03/12→					
1.6 HDi	85	04/14→					
1.6 HDi / BlueHDi 75	55	01/13→					
1.6 THP 165	121	03/15→					
1.6 GTi	147	08/12→	←	03/13→; für Bremsscheibendurchmesser [mm]: 302	2	11.8171-0008.1	990049 ATE
↓							



	kw			 	! #		
<b>PEUGEOT - 208 I (CA_, CC_) 03/12→</b>							
<b>Führungsbolzen, Bremsattel</b>							
1.6 GTi	153	10/14→	←	Orga 14084→; für Bremsscheibendurchmesser [mm]: 302	2	11.8171-0008.1 990049	ATE
<b> Bremsschlauch</b>							
1.0	50	03/12→	←	für Bremsscheibendurchmesser [mm]: 266	2	24.5111-0496.3 331371	L= 495
1.2 GPL	60	06/15→					
1.2 PureTech 82	61	03/18→	←	für Bremsscheibendurchmesser [mm]: 302	2	24.5144-0480.3 330961	L= 480
1.2 THP 110	81	01/13→					
1.2 VTi 68 / PureTech 68	50	08/16→					
1.2 VTi 82	60	03/12→	→		2	24.5239-0190.3 330966	L= 190
1.4 GPL	70	10/13→					
1.4 HDi	50	03/12→					
1.4 VTi	70	03/12→					
1.6	88	03/12→					
1.6	89	09/16→					
1.6	115	03/12→					
1.6 BlueHDi 100	73	01/15→					
1.6 BlueHDi 120	88	11/13→					
1.6 e-HDi	82	07/15→					
1.6 HDi	68	03/12→					
1.6 HDi	69	09/16→					
1.6 HDi	84	03/12→					
1.6 HDi	85	04/14→					
1.6 HDi / BlueHDi 75	55	01/13→					
1.6 THP 165	121	03/15→					
1.5 BlueHDi 100	75	05/18→	←	für Bremsscheibendurchmesser [mm]: 266	2	24.5111-0496.3 331371	L= 495
			→	für Bremsscheibendurchmesser [mm]: 302	2	24.5144-0480.3 330961	L= 480
			→		2	24.5239-0190.3 330966	L= 190
1.6 GTi	147	08/12→	←	03/13→; für Bremsscheibendurchmesser [mm]: 266	2	24.5111-0496.3 331371	L= 495
			←	03/13→; für Bremsscheibendurchmesser [mm]: 302	2	24.5144-0480.3 330961	L= 480
			→	03/13→	2	24.5239-0190.3 330966	L= 190
1.6 GTi	153	10/14→	→		2	24.5239-0190.3 330966	L= 190
<b>PEUGEOT - 208 Kasten/Schrägheck (CR_) 10/12→</b>							
<b> Bremssattel</b>							
1.5 BlueHDi 100	75	05/18→	←	 ; für Bremsscheibendurchmesser [mm]: 266		24.3541-1771.5 240239	BOS - Halter
			←	 ; für Bremsscheibendurchmesser [mm]: 266		24.3541-1772.5 240240	BOS - Halter
			←	 ; für Bremsscheibendurchmesser [mm]: 302		24.3571-9939.5 241036	ATE - Halter
			←	 ; für Bremsscheibendurchmesser [mm]: 302		24.3571-9940.5 241037	ATE - Halter
			→			24.3387-1733.5 240655	TRW - Halter
			→			24.3387-1734.5 240656	TRW - Halter
<b> Bremsschlauch</b>							
1.5 BlueHDi 100	75	05/18→	←	für Bremsscheibendurchmesser [mm]: 266	2	24.5111-0496.3 331371	L= 495
			→	für Bremsscheibendurchmesser [mm]: 302	2	24.5144-0480.3 330961	L= 480
			→		2	24.5239-0190.3 330966	L= 190
<b>PEUGEOT - 301 11/12→</b>							
<b> Bremssattel</b>							
1.2 PureTech 82	61	02/18→	←	 ; V		24.3541-1771.5 240239	BOS - Halter
1.2 VTi 72	53	11/12→					
1.2 VTi 82	60	12/14→	←	 ; V		24.3541-1772.5 240240	BOS - Halter
1.5 BlueHDi 100	75	05/18→					
1.6 BlueHDi 100	73	04/14→					
1.6 HDi 90	68	11/12→					
1.6 LPG	85	07/14→					
1.6 VTi 115	85	11/12→10/17					

	kw			 	! #		
<b>PEUGEOT - 301 11/12→</b>							
 <b>Bremsschlauch</b>							
1.2 PureTech 82 1.2 VTi 72 1.2 VTi 82 1.5 BlueHDI 100 1.6 BlueHDI 100 1.6 HDI 90 1.6 LPG 1.6 VTi 115	61 53 60 75 73 68 85 85	02/18→ 11/12→ 12/14→ 05/18→ 04/14→ 11/12→ 07/14→ 11/12→10/17	➔		2	24.5239-0190.3 330966	L= 190
<b>PEUGEOT - 306 (7B, N3, N5) 04/93→10/03</b>							
 <b>Bremssattel</b>							
1.1	44	06/94→05/01	←	☐; → 04/97; + ABS		24.3481-9833.5 240479	ATE - Halter
			←	☐; → 04/97; + ABS		24.3481-9834.5 240480	ATE - Halter
1.4 SL	55	06/94→05/01	←	☐; 05/97→; - ABS		24.3481-1741.5 240245	BOS - Halter
			←	☐; 05/97→; - ABS		24.3481-1742.5 240246	BOS - Halter
			←	☐; 10/94→; →Orga 08575; + ABS		24.3481-9833.5 240479	ATE - Halter
			←	☐; 10/94→; →Orga 08575; + ABS		24.3481-9834.5 240480	ATE - Halter
			←	☐; Orga 08576→; + ABS		24.3541-1757.5 240934	TRW - Halter
			←	☐; Orga 08576→; + ABS		24.3541-1767.5 240237	BOS - Halter
			←	☐; Orga 08576→; + ABS		24.3541-1758.5 240935	TRW - Halter
						24.3541-1768.5 240238	- Halter
1.6	72	10/00→05/01	←	☐; - ABS		24.3481-9833.5 240479	ATE - Halter
			←	☐; - ABS		24.3481-9834.5 240480	ATE - Halter
			←	☐; + ABS		24.3541-1757.5 240934	TRW - Halter
			←	☐; + ABS		24.3541-1767.5 240237	BOS - Halter
			←	☐; + ABS		24.3541-1758.5 240935	TRW - Halter
						24.3541-1768.5 240238	- Halter
1.6 SR	65	06/94→10/00	←	☐; 10/94→; →Orga 08575		24.3481-9833.5 240479	ATE - Halter
			←	☐; Orga 08576→; - ABS		24.3481-9833.5 240479	ATE - Halter
			←	☐; 10/94→; →Orga 08575		24.3481-9834.5 240480	ATE - Halter
			←	☐; Orga 08576→; - ABS		24.3481-9834.5 240480	ATE - Halter
			←	☐; Orga 08576→; + ABS		24.3541-1757.5 240934	TRW - Halter
			←	☐; Orga 08576→; + ABS		24.3541-1767.5 240237	BOS - Halter
			←	☐; Orga 08576→; + ABS		24.3541-1758.5 240935	TRW - Halter
						24.3541-1768.5 240238	- Halter
1.8 16V 2.0 S16	81 110	03/97→05/01 06/94→05/01	←	☐		24.3541-1757.5 240934	TRW - Halter
			←	☐		24.3541-1767.5 240237	BOS - Halter
			←	☐		24.3541-1758.5 240935	TRW - Halter
						24.3541-1768.5 240238	- Halter
1.8 ST 1.9 D	74 51	06/94→05/01 09/98→05/01	←	☐; Orga 08576→; - ABS		24.3481-9833.5 240479	ATE - Halter
			←	☐; →Orga 08575		24.3481-9833.5 240479	ATE - Halter
			←	☐; Orga 08576→; - ABS		24.3481-9834.5 240480	ATE - Halter
			←	☐; →Orga 08575		24.3481-9834.5 240480	ATE - Halter
			←	☐; Orga 08576→; + ABS		24.3541-1757.5 240934	TRW - Halter
			←	☐; Orga 08576→; + ABS		24.3541-1767.5 240237	BOS - Halter
			←	☐; Orga 08576→; + ABS		24.3541-1758.5 240935	TRW - Halter
						24.3541-1768.5 240238	- Halter
1.9 SLD 1.9 SLD 1.9 SRDT	47 50 66	06/94→05/01 06/94→05/01 06/94→05/01	←	☐; 10/94→		24.3481-9833.5 240479	ATE - Halter
			←	☐; 10/94→		24.3481-9834.5 240480	ATE - Halter
2.0 2.0 ST	97 89	03/97→05/01 07/94→05/01	←	☐; 05/97→		24.3541-1757.5 240934	TRW - Halter
			←	☐; 05/97→		24.3541-1767.5 240237	BOS - Halter
			←	☐; 05/97→		24.3541-1758.5 240935	TRW - Halter
						24.3541-1768.5 240238	- Halter
2.0 HDI 90	66	06/99→12/01	←	☐; → 05/01		24.3541-1757.5 240934	TRW - Halter
			←	☐; → 05/01		24.3541-1758.5 240935	TRW - Halter
			←	☐		24.3541-1767.5 240237	BOS - Halter
			←	☐		24.3541-1768.5 240238	- Halter
2.0 S16	112	06/94→05/01	←	☐; 07/94→		24.3541-1757.5 240934	TRW - Halter
			←	☐; 07/94→		24.3541-1767.5 240237	BOS - Halter
			←	☐; 07/94→		24.3541-1758.5 240935	TRW - Halter

	kw					! #		
<b>PEUGEOT - 306 (7B, N3, N5) 04/93→10/03</b>								
 <b>Bremssattel</b>								
2.0 S16	112	06/94→05/01	←	☐; 07/94→		24.3541-1768.5	240238	- Halter
<b>Feder, Bremssattel</b>								
1.1	44	06/94→05/01	←	→ 04/97; + ABS	2	11.8116-0129.1	390591	ATE
1.4 SL	55	06/94→05/01	←	10/94→; →Orga 08575; + ABS	2	11.8116-0129.1	390591	ATE
1.6	72	10/00→05/01	←	- ABS	2	11.8116-0129.1	390591	ATE
1.6 SR	65	06/94→10/00	←	Orga 08576→; - ABS	2	11.8116-0129.1	390591	ATE
			←	10/94→; →Orga 08575	2	11.8116-0129.1	390591	ATE
1.8 ST	74	06/94→05/01	←	Orga 08576→; - ABS	2	11.8116-0129.1	390591	ATE
1.9 D	51	09/98→05/01	←	→Orga 08575	2	11.8116-0129.1	390591	ATE
			←					
1.9 SLD	47	06/94→05/01	←	10/94→	2	11.8116-0129.1	390591	ATE
1.9 SLD	50	06/94→05/01						
1.9 SRDT	66	06/94→05/01						
<b>Führungshülzensatz, Bremssattel</b>								
1.1	44	06/94→05/01	←	→ 04/97; + ABS	2	11.0101-5407.2	260011	ATE
1.4 SL	55	06/94→05/01	←	10/94→; →Orga 08575; + ABS	2	11.0101-5407.2	260011	ATE
1.6	72	10/00→05/01	←	- ABS	2	11.0101-5407.2	260011	ATE
1.6 SR	65	06/94→10/00	←	10/94→; →Orga 08575	2	11.0101-5407.2	260011	ATE
			←	Orga 08576→; - ABS	2	11.0101-5407.2	260011	ATE
1.8 ST	74	06/94→05/01	←	Orga 08576→; - ABS	2	11.0101-5407.2	260011	ATE
1.9 D	51	09/98→05/01	←	→Orga 08575	2	11.0101-5407.2	260011	ATE
			←					
1.9 SLD	47	06/94→05/01	←	10/94→	2	11.0101-5407.2	260011	ATE
1.9 SLD	50	06/94→05/01						
1.9 SRDT	66	06/94→05/01						
<b>Führungsbolzen, Bremssattel</b>								
1.1	44	06/94→05/01		→ 04/97; + ABS	2	11.8171-0008.1	990049	ATE
1.4 SL	55	06/94→05/01		10/94→; →Orga 08575; + ABS	2	11.8171-0008.1	990049	ATE
1.6	72	10/00→05/01		- ABS	2	11.8171-0008.1	990049	ATE
1.6 SR	65	06/94→10/00		10/94→; →Orga 08575	2	11.8171-0008.1	990049	ATE
				Orga 08576→; - ABS	2	11.8171-0008.1	990049	ATE
1.8 ST	74	06/94→05/01		→Orga 08575	2	11.8171-0008.1	990049	ATE
1.9 D	51	09/98→05/01		Orga 08576→; - ABS	2	11.8171-0008.1	990049	ATE
1.9 SLD	47	06/94→05/01		10/94→	2	11.8171-0008.1	990049	ATE
1.9 SLD	50	06/94→05/01						
1.9 SRDT	66	06/94→05/01						
<b>Dichtungssatz, Bremssattel</b>								
1.1	44	06/94→05/01	←	→ 04/97; + ABS	2	11.0441-4811.2	250024	ATE
1.4 SL	55	06/94→05/01	←	10/94→; →Orga 08575; + ABS	2	11.0441-4811.2	250024	ATE
1.6	72	10/00→05/01	←	- ABS	2	11.0441-4811.2	250024	ATE
1.6 SR	65	06/94→10/00	←	10/94→; →Orga 08575	2	11.0441-4811.2	250024	ATE
			←	Orga 08576→; - ABS	2	11.0441-4811.2	250024	ATE
1.8 ST	74	06/94→05/01	←	Orga 08576→; - ABS	2	11.0441-4811.2	250024	ATE
1.9 D	51	09/98→05/01	←	→Orga 08575	2	11.0441-4811.2	250024	ATE
			←					
1.9 SLD	47	06/94→05/01	←	10/94→	2	11.0441-4811.2	250024	ATE
1.9 SLD	50	06/94→05/01						
1.9 SRDT	66	06/94→05/01						
<b>Zubehörsatz, Bremssattel</b>								
2.0	97	03/97→05/01	←	→ 04/97;	24.0101-3601.2	260044	TRW	
2.0 ST	89	07/94→05/01		für Fahrzeuge ohne Niveauregulierung				
 <b>Bremsschlauch</b>								
1.1	44	06/94→05/01	←	→ 04/97	2	24.5111-0495.3	330505	L= 495
			←	→ 04/97; + ABS	2	24.5111-0520.3	330506	L= 519
			→	→ 04/97; - ABS	2	24.5228-0195.3	330469	L= 202
			→	☐; → 04/97; + ABS		24.5228-0195.3	330469	L= 202
			→	☐; → 04/97; + ABS		24.5228-0245.3	330531	L= 245
1.4 SL	55	06/94→05/01	←	10/94→ 04/97	2	24.5111-0495.3	330505	L= 495
			←	05/97→	2	24.5111-0495.3	330505	L= 495

	kw			 	! #		
<b>PEUGEOT - 306 (7B, N3, N5) 04/93→10/03</b>							
 <b>Bremsschlauch</b>							
1.4 SL	55	06/94→05/01	←	05/97→		24.5111-0520.3 330506	L= 519
			←	10/94→ 04/97; + ABS	2	24.5111-0520.3 330506	L= 519
			→	☐; 05/97→		24.5228-0195.3 330469	L= 202
			→	☐; 10/94→ 04/97; + ABS		24.5228-0195.3 330469	L= 202
			→	10/94→ 04/97; - ABS	2	24.5228-0195.3 330469	L= 202
			→	☐; 05/97→		24.5228-0245.3 330531	L= 245
			→	☐; 10/94→ 04/97; + ABS		24.5228-0245.3 330531	L= 245
1.6	72	10/00→05/01	←		2	24.5111-0495.3 330505	L= 495
1.8 16V	81	03/97→05/01				24.5111-0520.3 330506	L= 519
1.8 ST	74	06/94→05/01					
1.9 D	51	09/98→05/01	→	☐		24.5228-0195.3 330469	L= 202
1.9 D	55	03/98→05/01	→	☐		24.5228-0245.3 330531	L= 245
2.0	97	03/97→05/01					
2.0 HDI 90	66	06/99→12/01					
2.0 S16	110	06/94→05/01					
2.0 ST	89	07/94→05/01					
1.6 SR	65	06/94→10/00	←	10/94→	2	24.5111-0495.3 330505	L= 495
1.9 SLD	47	06/94→05/01				24.5111-0520.3 330506	L= 519
1.9 SLD	50	06/94→05/01					
1.9 SRDT	66	06/94→05/01	→	☐; 10/94→		24.5228-0195.3 330469	L= 202
			→	☐; 10/94→		24.5228-0245.3 330531	L= 245
2.0 S16	112	06/94→05/01	←	07/94→	2	24.5111-0495.3 330505	L= 495
						24.5111-0520.3 330506	L= 519
			→	☐; 07/94→		24.5228-0195.3 330469	L= 202
			→	☐; 07/94→		24.5228-0245.3 330531	L= 245
<b>PEUGEOT - 306 Break (7E, N3, N5) 06/94→12/02</b>							
 <b>Bremssattel</b>							
1.4	55	03/97→04/02	←	☐; → 03/02; - ABS		24.3481-9833.5 240479	ATE - Halter
1.6	72	10/00→04/02	←	☐; → 03/02; - ABS		24.3481-9834.5 240480	ATE - Halter
1.9 D	50	03/97→04/02	←	☐; → 03/02; + ABS		24.3541-1757.5 240934	TRW - Halter
1.9 D	51	09/98→04/02	←	☐; → 03/02; + ABS		24.3541-1767.5 240237	BOS - Halter
1.9 D	55	03/98→04/02	←	☐; → 03/02; + ABS		24.3541-1758.5 240935	TRW - Halter
			←	☐; → 03/02; + ABS		24.3541-1768.5 240238	- Halter
1.6	65	03/97→10/00	←	☐; - ABS		24.3481-9833.5 240479	ATE - Halter
			←	☐; - ABS		24.3481-9834.5 240480	ATE - Halter
			←	☐; + ABS		24.3541-1757.5 240934	TRW - Halter
			←	☐; + ABS		24.3541-1767.5 240237	BOS - Halter
			←	☐; + ABS		24.3541-1758.5 240935	TRW - Halter
			←	☐; + ABS		24.3541-1768.5 240238	- Halter
1.8	74	03/97→04/02	←	☐; → 03/02		24.3541-1757.5 240934	TRW - Halter
1.8 16V	81	03/97→04/02	←	☐; → 03/02		24.3541-1767.5 240237	BOS - Halter
2.0	97	03/97→04/02	←	☐; → 03/02		24.3541-1758.5 240935	TRW - Halter
2.0 HDI 90	66	06/99→04/02	←	☐; → 03/02		24.3541-1768.5 240238	- Halter
1.9 TD	66	02/97→04/02	←	☐; 03/97→ 03/02		24.3541-1757.5 240934	TRW - Halter
			←	☐; 03/97→ 03/02		24.3541-1767.5 240237	BOS - Halter
			←	☐; 03/97→ 03/02		24.3541-1758.5 240935	TRW - Halter
			←	☐; 03/97→ 03/02		24.3541-1768.5 240238	- Halter
<b>Feder, Bremssattel</b>							
1.4	55	03/97→04/02	←	→ 03/02; - ABS	2	11.8116-0129.1 390591	ATE
1.6	72	10/00→04/02					
1.9 D	50	03/97→04/02					
1.9 D	51	09/98→04/02					
1.9 D	55	03/98→04/02					
1.6	65	03/97→10/00	←	- ABS	2	11.8116-0129.1 390591	ATE
<b>Führungshülensatz, Bremssattel</b>							
1.4	55	03/97→04/02	←	→ 03/02; - ABS		11.0101-5407.2 260011	ATE
1.6	72	10/00→04/02					
1.9 D	50	03/97→04/02					
1.9 D	51	09/98→04/02					
1.9 D	55	03/98→04/02					
1.6	65	03/97→10/00	←	- ABS		11.0101-5407.2 260011	ATE
↓							

**PEUGEOT - 306 Break (7E, N3, N5) 06/94→12/02**

**Führungsbolzen, Bremsattel**

1.4	55	03/97→04/02		→ 03/02; - ABS	2	11.8171-0008.1	990049	ATE
1.6	72	10/00→04/02						
1.9 D	50	03/97→04/02						
1.9 D	51	09/98→04/02						
1.9 D	55	03/98→04/02						
1.6	65	03/97→10/00		- ABS	2	11.8171-0008.1	990049	ATE

**Dichtungssatz, Bremsattel**

1.4	55	03/97→04/02		→ 03/02; - ABS		11.0441-4811.2	250024	ATE
1.6	72	10/00→04/02						
1.9 D	50	03/97→04/02						
1.9 D	51	09/98→04/02						
1.9 D	55	03/98→04/02						
1.6	65	03/97→10/00		- ABS		11.0441-4811.2	250024	ATE

**Bremsschlauch**










1.4	55	03/97→04/02	←	→ 03/02	2	24.5111-0495.3	330505	L= 495
1.6	72	10/00→04/02				24.5111-0520.3	330506	L= 519
1.8	74	03/97→04/02						
1.8 16V	81	03/97→04/02	→	☐; → 03/02		24.5228-0195.3	330469	L= 202
1.9 D	50	03/97→04/02	→	☐; → 03/02		24.5228-0245.3	330531	L= 245
1.9 D	51	09/98→04/02						
1.9 D	55	03/98→04/02						
2.0	97	03/97→04/02						
2.0 HDI 90	66	06/99→04/02						
1.6	65	03/97→10/00	←		2	24.5111-0495.3	330505	L= 495
						24.5111-0520.3	330506	L= 519
			→	☐		24.5228-0195.3	330469	L= 202
			→	☐		24.5228-0245.3	330531	L= 245
1.9 TD	66	02/97→04/02	←	03/97→ 03/02	2	24.5111-0495.3	330505	L= 495
						24.5111-0520.3	330506	L= 519
			→	☐; 03/97→ 03/02		24.5228-0195.3	330469	L= 202
			→	☐; 03/97→ 03/02		24.5228-0245.3	330531	L= 245

**PEUGEOT - 306 Cabriolet (7D, N3, N5) 01/94→04/02**

























































**Bremssattel**

1.6	65	04/96→10/00	←	☐; 05/00→; - ABS		24.3481-9833.5	240479	ATE - Halter
			←	☐; →Orga 08575		24.3481-9833.5	240479	ATE - Halter
			←	☐; 05/00→; - ABS		24.3481-9834.5	240480	ATE - Halter
			←	☐; →Orga 08575		24.3481-9834.5	240480	ATE - Halter
			←	☐; Orga 08576→; + ABS		24.3541-1757.5	240934	TRW - Halter
			←	☐; Orga 08576→; + ABS		24.3541-1758.5	240935	TRW - Halter
			←	☐; Orga 08576→; + ABS		24.3541-1767.5	240237	BOS - Halter
			←	☐; Orga 08576→; + ABS		24.3541-1768.5	240238	- Halter
1.6	72	10/00→04/02	←	☐		24.3541-1757.5	240934	TRW - Halter
			←	☐		24.3541-1758.5	240935	TRW - Halter
			←	☐		24.3541-1767.5	240237	BOS - Halter
			←	☐		24.3541-1768.5	240238	- Halter
1.8	74	03/94→04/02	←	☐; 05/00→ 10/00; - ABS		24.3481-9833.5	240479	ATE - Halter
			←	☐; →Orga 08575		24.3481-9833.5	240479	ATE - Halter
			←	☐; 05/00→ 10/00; - ABS		24.3481-9834.5	240480	ATE - Halter
			←	☐; →Orga 08575		24.3481-9834.5	240480	ATE - Halter
			←	☐; Orga 08576→; → 10/00; + ABS		24.3541-1757.5	240934	TRW - Halter
			←	☐; Orga 08576→; → 10/00; + ABS		24.3541-1758.5	240935	TRW - Halter
			←	☐; Orga 08576→; → 10/00; + ABS		24.3541-1767.5	240237	BOS - Halter
			←	☐; Orga 08576→; → 10/00; + ABS		24.3541-1768.5	240238	- Halter
1.8 16V	81	05/97→04/02	←	☐; 07/00→		24.3541-1757.5	240934	TRW - Halter
			←	☐; 07/00→		24.3541-1758.5	240935	TRW - Halter
			←	☐		24.3541-1767.5	240237	BOS - Halter
			←	☐		24.3541-1768.5	240238	- Halter
2.0 16V	97	03/97→04/02	←	☐; 05/97→ 10/00		24.3541-1767.5	240237	BOS - Halter
			←	☐; 05/97→ 10/00		24.3541-1768.5	240238	- Halter








↓










	kw			 	! #		
<b>PEUGEOT - 306 Cabriolet (7D, N3, N5) 01/94→04/02</b>							
<b>Feder, Bremssattel</b>							
1.6	65	04/96→10/00	←	→Orga 08575	2	11.8116-0129.1 390591	ATE
			←	05/00→; - ABS	2	11.8116-0129.1 390591	ATE
1.8	74	03/94→04/02	←	05/00→ 10/00; - ABS	2	11.8116-0129.1 390591	ATE
			←	→Orga 08575	2	11.8116-0129.1 390591	ATE
<b>Führungshülzensatz, Bremssattel</b>							
1.6	65	04/96→10/00	←	05/00→; - ABS		11.0101-5407.2 260011	ATE
			←	→Orga 08575		11.0101-5407.2 260011	ATE
1.8	74	03/94→04/02	←	05/00→ 10/00; - ABS		11.0101-5407.2 260011	ATE
			←	→Orga 08575		11.0101-5407.2 260011	ATE
<b>Führungsbolzen, Bremssattel</b>							
1.6	65	04/96→10/00		→Orga 08575	2	11.8171-0008.1 990049	ATE
				05/00→; - ABS	2	11.8171-0008.1 990049	ATE
1.8	74	03/94→04/02		→Orga 08575	2	11.8171-0008.1 990049	ATE
				05/00→ 10/00; - ABS	2	11.8171-0008.1 990049	ATE
<b>Dichtungssatz, Bremssattel</b>							
1.6	65	04/96→10/00		→Orga 08575		11.0441-4811.2 250024	ATE
				05/00→; - ABS		11.0441-4811.2 250024	ATE
1.8	74	03/94→04/02		05/00→ 10/00; - ABS		11.0441-4811.2 250024	ATE
				→Orga 08575		11.0441-4811.2 250024	ATE
<b>Zubehörsatz, Bremssattel</b>							
2.0	89	03/94→04/02	←	→ 04/97;		24.0101-3601.2 260044	TRW
2.0 16V	97	03/97→04/02		für Fahrzeuge ohne Niveauregulierung			
<b> Bremsschlauch</b>							
1.6	65	04/96→10/00	←		2	24.5111-0495.3 330505	L= 495
1.6	72	10/00→04/02				24.5111-0520.3 330506	L= 519
			→	☐		24.5228-0195.3 330469	L= 202
			→	☐		24.5228-0245.3 330531	L= 245
1.8	74	03/94→04/02	←	→ 10/00	2	24.5111-0495.3 330505	L= 495
						24.5111-0520.3 330506	L= 519
			→	☐; → 10/00		24.5228-0195.3 330469	L= 202
			→	☐; → 10/00		24.5228-0245.3 330531	L= 245
1.8 16V	81	05/97→04/02	←		2	24.5111-0495.3 330505	L= 495
						24.5111-0520.3 330506	L= 519
			→	☐		24.5228-0195.3 330469	L= 202
			→	☐		24.5228-0245.3 330531	L= 245
2.0	89	03/94→04/02	←	→ 04/97	2	24.5111-0495.3 330505	L= 495
						24.5111-0520.3 330506	L= 519
			→	☐; → 04/97		24.5228-0195.3 330469	L= 202
			→	☐; → 04/97		24.5228-0245.3 330531	L= 245
2.0 16V	97	03/97→04/02	←	→ 10/00	2	24.5111-0495.3 330505	L= 495
						24.5111-0520.3 330506	L= 519
			→	☐; → 10/00		24.5228-0195.3 330469	L= 202
			→	☐; → 10/00		24.5228-0245.3 330531	L= 245
<b>PEUGEOT - 306 Schrägheck (7A, 7C, N3, N5) 01/93→10/03</b>							
<b> Bremssattel</b>							
1.1	44	05/93→05/01	←	☐; 03/94→ 04/97; + ABS		24.3481-9833.5 240479	ATE - Halter
			←	☐; 03/94→ 04/97; + ABS		24.3481-9834.5 240480	ATE - Halter
1.4	55	04/93→07/01	←	☐; 05/97→; - ABS		24.3481-1741.5 240245	BOS - Halter
			←	☐; 05/97→; - ABS		24.3481-1742.5 240246	BOS - Halter
			←	☐		24.3481-9833.5 240479	ATE - Halter
			←	☐; →Orga 08575; + ABS		24.3481-9833.5 240479	ATE - Halter
			←	☐		24.3481-9834.5 240480	ATE - Halter
			←	☐; →Orga 08575; + ABS		24.3481-9834.5 240480	ATE - Halter
↓							











	kw			 	! #		
<b>PEUGEOT - 306 Schrägheck (7A, 7C, N3, N5) 01/93→10/03</b>							
 <b>Bremssattel</b>							
1.4	55	04/93→07/01	←	 ; Orga 08576→; → 05/01; + ABS	24.3541-1757.5	240934	TRW - Halter
			←	 ; Orga 08576→; → 05/01; + ABS	24.3541-1758.5	240935	TRW - Halter
			←	 ; Orga 08576→; + ABS	24.3541-1767.5	240237	BOS - Halter
			←	 ; Orga 08576→; + ABS	24.3541-1768.5	240238	- Halter
1.6 1.8	65 74	05/93→10/00 05/93→05/01	←	 ; Orga 08576→; - ABS	24.3481-9833.5	240479	ATE - Halter
			←	 ; →Orga 08575	24.3481-9833.5	240479	ATE - Halter
			←	 ; Orga 08576→; - ABS	24.3481-9834.5	240480	ATE - Halter
			←	 ; →Orga 08575	24.3481-9834.5	240480	ATE - Halter
			←	 ; Orga 08576→; + ABS	24.3541-1757.5	240934	TRW - Halter
			←	 ; Orga 08576→; + ABS	24.3541-1767.5	240237	BOS - Halter
1.6	72	10/00→05/01	←	 ; - ABS	24.3541-1758.5	240935	TRW - Halter
			←	 ; - ABS	24.3541-1768.5	240238	- Halter
			←	 ; - ABS	24.3481-9833.5	240479	ATE - Halter
			←	 ; + ABS	24.3481-9834.5	240480	ATE - Halter
1.8 16V	81	03/97→05/01	←	 ; + ABS	24.3541-1757.5	240934	TRW - Halter
			←	 ; + ABS	24.3541-1767.5	240237	BOS - Halter
			←	 ; + ABS	24.3541-1758.5	240935	TRW - Halter
			←	 ; + ABS	24.3541-1768.5	240238	- Halter
1.8 D	43	05/93→05/01	←	 ; - ABS	24.3541-1757.5	240934	TRW - Halter
			←	 ; - ABS	24.3541-1767.5	240237	BOS - Halter
1.9 D 1.9 D 1.9 D	47 50 55	05/93→05/01 06/94→05/01 03/98→05/01	←	 ; 09/98→; + ABS; → 10/00	24.3481-9833.5	240479	ATE - Halter
			←	 ; 09/98→; + ABS; → 10/00	24.3481-9833.5	240479	ATE - Halter
			←	 ; 09/98→; + ABS; → 10/00	24.3481-9834.5	240480	ATE - Halter
			←	 ; 10/00→; + ABS	24.3481-9834.5	240480	ATE - Halter
			←	 ; 10/00→; + ABS	24.3541-1757.5	240934	TRW - Halter
			←	 ; 10/00→; + ABS	24.3541-1767.5	240237	BOS - Halter
			←	 ; 10/00→; + ABS	24.3541-1758.5	240935	TRW - Halter
			←	 ; 10/00→; + ABS	24.3541-1768.5	240238	- Halter
1.9 D	51	09/98→05/01	←	 ; + ABS; → 10/00	24.3481-9833.5	240479	ATE - Halter
			←	 ; →Orga 08575	24.3481-9833.5	240479	ATE - Halter
			←	 ; Orga 08576→; - ABS	24.3481-9833.5	240479	ATE - Halter
			←	 ; + ABS; → 10/00	24.3481-9834.5	240480	ATE - Halter
			←	 ; Orga 08576→; - ABS	24.3481-9834.5	240480	ATE - Halter
			←	 ; →Orga 08575	24.3481-9834.5	240480	ATE - Halter
			←	 ; Orga 08576→; + ABS	24.3541-1757.5	240934	TRW - Halter
			←	 ; Orga 08576→; + ABS	24.3541-1767.5	240237	BOS - Halter
			←	 ; 10/00→; + ABS	24.3541-1757.5	240934	TRW - Halter
			←	 ; 10/00→; + ABS	24.3541-1767.5	240237	BOS - Halter
1.9 DT	66	05/93→05/01	←	 ; Orga 08576→; + ABS	24.3541-1758.5	240935	TRW - Halter
			←	 ; Orga 08576→; + ABS	24.3541-1768.5	240238	- Halter
2.0 16V 2.0 S16 2.0 S16 2.0 XSi	97 110 112 89	03/97→05/01 06/94→05/01 05/93→05/01 05/93→05/01	←	 ; 10/93→	24.3541-1757.5	240934	TRW - Halter
			←	 ; 10/93→	24.3541-1767.5	240237	BOS - Halter
			←	 ; 05/97→	24.3541-1758.5	240935	TRW - Halter
2.0 HDI 90	66	06/99→12/02	←	 ; 05/97→	24.3541-1768.5	240238	- Halter
			←	 ; → 05/01	24.3541-1757.5	240934	TRW - Halter
			←	 ; → 05/01	24.3541-1758.5	240935	TRW - Halter
			←	 ; → 05/01	24.3541-1767.5	240237	BOS - Halter
↓			←	 ; → 05/01	24.3541-1768.5	240238	- Halter













	kw			 	! #		
<b>PEUGEOT - 306 Schrägheck (7A, 7C, N3, N5) 01/93→10/03</b>							
<b>Feder, Bremssattel</b>							
1.1	44	05/93→05/01	←	03/94→ 04/97; + ABS	2	11.8116-0129.1 390591	ATE
1.4	55	04/93→07/01	←		2	11.8116-0129.1 390591	ATE
			←	→Orga 08575; + ABS	2	11.8116-0129.1 390591	ATE
1.6	65	05/93→10/00	←	Orga 08576→; - ABS	2	11.8116-0129.1 390591	ATE
1.8	74	05/93→05/01	←	→Orga 08575	2	11.8116-0129.1 390591	ATE
1.6	72	10/00→05/01	←	- ABS	2	11.8116-0129.1 390591	ATE
1.8 D	43	05/93→05/01	←		2	11.8116-0129.1 390591	ATE
1.9 D	47	05/93→05/01	←		2	11.8116-0129.1 390591	ATE
1.9 D	50	06/94→05/01	←				
1.9 D	55	03/98→05/01	←	09/98→; + ABS; → 10/00	2	11.8116-0129.1 390591	ATE
1.9 D	51	09/98→05/01	←	Orga 08576→; - ABS	2	11.8116-0129.1 390591	ATE
			←	→Orga 08575	2	11.8116-0129.1 390591	ATE
			←	+ ABS; → 10/00	2	11.8116-0129.1 390591	ATE
1.9 DT	66	05/93→05/01	←	10/93→	2	11.8116-0129.1 390591	ATE
<b>Führungshülzensatz, Bremssattel</b>							
1.1	44	05/93→05/01	←	03/94→ 04/97; + ABS		11.0101-5407.2 260011	ATE
1.4	55	04/93→07/01	←			11.0101-5407.2 260011	ATE
			←	→Orga 08575; + ABS		11.0101-5407.2 260011	ATE
1.6	65	05/93→10/00	←	Orga 08576→; - ABS		11.0101-5407.2 260011	ATE
1.8	74	05/93→05/01	←	→Orga 08575		11.0101-5407.2 260011	ATE
1.6	72	10/00→05/01	←	- ABS		11.0101-5407.2 260011	ATE
1.8 D	43	05/93→05/01	←			11.0101-5407.2 260011	ATE
1.9 D	47	05/93→05/01	←			11.0101-5407.2 260011	ATE
1.9 D	50	06/94→05/01	←				
1.9 D	55	03/98→05/01	←	09/98→; + ABS; → 10/00		11.0101-5407.2 260011	ATE
1.9 D	51	09/98→05/01	←	+ ABS; → 10/00		11.0101-5407.2 260011	ATE
			←	Orga 08576→; - ABS		11.0101-5407.2 260011	ATE
			←	→Orga 08575		11.0101-5407.2 260011	ATE
1.9 DT	66	05/93→05/01	←	10/93→		11.0101-5407.2 260011	ATE
<b>Führungsbolzen, Bremssattel</b>							
1.1	44	05/93→05/01		03/94→ 04/97; + ABS	2	11.8171-0008.1 990049	ATE
1.4	55	04/93→07/01		→Orga 08575; + ABS	2	11.8171-0008.1 990049	ATE
					2	11.8171-0008.1 990049	ATE
1.6	65	05/93→10/00		→Orga 08575	2	11.8171-0008.1 990049	ATE
1.8	74	05/93→05/01		Orga 08576→; - ABS	2	11.8171-0008.1 990049	ATE
1.6	72	10/00→05/01		- ABS	2	11.8171-0008.1 990049	ATE
1.8 D	43	05/93→05/01			2	11.8171-0008.1 990049	ATE
1.9 D	47	05/93→05/01		09/98→; + ABS; → 10/00	2	11.8171-0008.1 990049	ATE
1.9 D	50	06/94→05/01					
1.9 D	55	03/98→05/01			2	11.8171-0008.1 990049	ATE
1.9 D	51	09/98→05/01		→Orga 08575	2	11.8171-0008.1 990049	ATE
				+ ABS; → 10/00	2	11.8171-0008.1 990049	ATE
				Orga 08576→; - ABS	2	11.8171-0008.1 990049	ATE
1.9 DT	66	05/93→05/01		10/93→	2	11.8171-0008.1 990049	ATE
<b>Dichtungssatz, Bremssattel</b>							
1.1	44	05/93→05/01	←	03/94→ 04/97; + ABS		11.0441-4811.2 250024	ATE
1.4	55	04/93→07/01	←			11.0441-4811.2 250024	ATE
			←	→Orga 08575; + ABS		11.0441-4811.2 250024	ATE
1.6	65	05/93→10/00	←	Orga 08576→; - ABS		11.0441-4811.2 250024	ATE
1.8	74	05/93→05/01	←	→Orga 08575		11.0441-4811.2 250024	ATE
1.6	72	10/00→05/01	←	- ABS		11.0441-4811.2 250024	ATE
1.8 D	43	05/93→05/01	←			11.0441-4811.2 250024	ATE
1.9 D	47	05/93→05/01	←			11.0441-4811.2 250024	ATE
1.9 D	50	06/94→05/01	←				
1.9 D	55	03/98→05/01	←	09/98→; + ABS; → 10/00		11.0441-4811.2 250024	ATE
1.9 D	51	09/98→05/01	←	+ ABS; → 10/00		11.0441-4811.2 250024	ATE
			←	Orga 08576→; - ABS		11.0441-4811.2 250024	ATE
↓							

	kw			 	! #		
<b>PEUGEOT - 306 Schrägheck (7A, 7C, N3, N5) 01/93→10/03</b>							
<b>Dichtungssatz, Bremssattel</b>							
1.9 D	51	09/98→05/01	←	→Orga 08575		11.0441-4811.2 250024	ATE
1.9 DT	66	05/93→05/01	←	10/93→		11.0441-4811.2 250024	ATE
<b>Zubehörsatz, Bremssattel</b>							
2.0 16V	97	03/97→05/01	←	→ 04/97; für Fahrzeuge ohne Niveauregulierung		24.0101-3601.2 260044	TRW
2.0 XSi	89	05/93→05/01	←	03/94→ 04/97; für Fahrzeuge ohne Niveauregulierung		24.0101-3601.2 260044	TRW
<b> Bremsschlauch</b>							
1.1	44	05/93→05/01	←	03/94→ 04/97	2	24.5111-0495.3 330505	L= 495
			←	03/94→ 04/97; + ABS	2	24.5111-0520.3 330506	L= 519
			→	03/94→ 04/97; - ABS	2	24.5228-0195.3 330469	L= 202
			→	☐; 03/94→ 04/97; + ABS		24.5228-0195.3 330469	L= 202
			→	☐; 03/94→ 04/97; + ABS		24.5228-0245.3 330531	L= 245
1.4	55	04/93→07/01	←	→ 04/97	2	24.5111-0495.3 330505	L= 495
			←	05/97→	2	24.5111-0495.3 330505	L= 495
						24.5111-0520.3 330506	L= 519
			←	→ 04/97; + ABS	2	24.5111-0520.3 330506	L= 519
			→	☐; 05/97→		24.5228-0195.3 330469	L= 202
			→	☐; → 04/97; + ABS		24.5228-0195.3 330469	L= 202
			→	→ 04/97; - ABS	2	24.5228-0195.3 330469	L= 202
			→	☐; → 04/97; + ABS		24.5228-0245.3 330531	L= 245
			→	☐; 05/97→		24.5228-0245.3 330531	L= 245
1.6	65	05/93→10/00	←		2	24.5111-0495.3 330505	L= 495
1.6	72	10/00→05/01				24.5111-0520.3 330506	L= 519
1.8	74	05/93→05/01				24.5228-0195.3 330469	L= 202
1.8 16V	81	03/97→05/01	→	☐		24.5228-0195.3 330469	L= 202
1.8 D	43	05/93→05/01	→	☐		24.5228-0245.3 330531	L= 245
1.9 D	47	05/93→05/01					
1.9 D	50	06/94→05/01					
1.9 D	51	09/98→05/01					
1.9 D	55	03/98→05/01					
2.0 16V	97	03/97→05/01					
2.0 HDI 90	66	06/99→12/02					
2.0 S16	110	06/94→05/01					
2.0 S16	120	06/96→05/01					
1.9 DT	66	05/93→05/01	←	10/93→	2	24.5111-0495.3 330505	L= 495
						24.5111-0520.3 330506	L= 519
			→	☐; 10/93→		24.5228-0195.3 330469	L= 202
			→	☐; 10/93→		24.5228-0245.3 330531	L= 245
2.0 S16	112	05/93→05/01	←	07/94→	2	24.5111-0495.3 330505	L= 495
						24.5111-0520.3 330506	L= 519
			→	☐; 07/94→		24.5228-0195.3 330469	L= 202
			→	☐; 07/94→		24.5228-0245.3 330531	L= 245
2.0 XSi	89	05/93→05/01	←	03/94→	2	24.5111-0495.3 330505	L= 495
						24.5111-0520.3 330506	L= 519
			→	☐; 03/94→		24.5228-0195.3 330469	L= 202
			→	☐; 03/94→		24.5228-0245.3 330531	L= 245
<b>PEUGEOT - 307 (3A/C) 08/00→12/12</b>							
<b> Bremssattel</b>							
1.4	55	08/00→09/03	←	☐		24.3541-1771.5 240239	BOS - Halter
			←	☐		24.3541-1772.5 240240	BOS - Halter
			→	☐; →Orga 10656		24.3384-1739.5 240866	BOS - Halter ALU
			→	☐; →Orga 10656		24.3384-1740.5 240867	BOS - Halter ALU
			→	☐		24.3387-1709.5 240888	TRW - Halter
			→	☐		24.3387-1710.5 240889	TRW - Halter
1.4 16V	65	11/03→07/07	←	☐; →Orga 10550; + ESP		24.3541-1761.5 240233	- Halter
			←	☐; →Orga 10550; + ESP		24.3541-1762.5 240234	- Halter
			←	☐; Orga 10551→; + ESP		24.3541-1771.5 240239	BOS - Halter
↓							



























































	kw			 	! #		
<b>PEUGEOT - 307 (3A/C) 08/00→12/12</b>							
 <b>Bremssattel</b>							
1.4 16V	65	11/03→07/07	←	☐; - ESP	24.3541-1771.5	240239	BOS - Halter
			←	☐; - ESP	24.3541-1772.5	240240	BOS - Halter
			←	☐; Orga 10551→; + ESP	24.3541-1772.5	240240	BOS - Halter
			→	☐; →Orga 10656	24.3384-1739.5	240866	BOS - Halter ALU
			→	☐; →Orga 10656	24.3384-1740.5	240867	BOS - Halter ALU
			→	☐	24.3387-1709.5	240888	TRW - Halter
			→	☐	24.3387-1710.5	240889	TRW - Halter
1.4 HDi 2.0 HDi 90	50 66	10/01→06/05 08/00→03/07	←	☐	24.3541-1771.5	240239	BOS - Halter
			←	☐	24.3541-1772.5	240240	BOS - Halter
			→	☐; 03/04→; →Orga 10656	24.3384-1739.5	240866	BOS - Halter ALU
			→	☐; 03/04→; →Orga 10656	24.3384-1740.5	240867	BOS - Halter ALU
			→	☐; 03/04→	24.3387-1709.5	240888	TRW - Halter
			→	☐; 03/04→	24.3387-1710.5	240889	TRW - Halter
1.6 16V	80	08/00→11/07	←	☐; → 07/07; Vollautomatik	24.3541-1761.5	240233	- Halter
			←	☐; →Orga 10550; Schaltgetriebe; + ESP	24.3541-1761.5	240233	- Halter
			←	☐; → 07/07; Vollautomatik	24.3541-1762.5	240234	- Halter
			←	☐; →Orga 10550; Schaltgetriebe; + ESP	24.3541-1762.5	240234	- Halter
			←	☐; Orga 10551→; → 07/07; + ESP; Schaltgetriebe	24.3541-1771.5	240239	BOS - Halter
			←	☐; - ESP; → 07/07; Vollautomatik	24.3541-1771.5	240239	BOS - Halter
			←	☐; - ESP; → 07/07; Vollautomatik	24.3541-1772.5	240240	BOS - Halter
			←	☐; Orga 10551→; → 07/07; + ESP; Schaltgetriebe	24.3541-1772.5	240240	BOS - Halter
			→	☐; 03/04→; →Orga 10656	24.3384-1739.5	240866	BOS - Halter ALU
			→	☐; 03/04→; →Orga 10656	24.3384-1740.5	240867	BOS - Halter ALU
			→	☐; 03/04→ 07/07	24.3387-1709.5	240888	TRW - Halter
			→	☐; 03/04→ 07/07	24.3387-1710.5	240889	TRW - Halter
1.6 HDi	66	04/05→03/09	←	☐; →Orga 10550; + ESP	24.3541-1761.5	240233	- Halter
			←	☐; →Orga 10550; + ESP	24.3541-1762.5	240234	- Halter
			←	☐; → 07/07; - ESP	24.3541-1771.5	240239	BOS - Halter
			←	☐; Orga 10551→; → 07/07; + ESP	24.3541-1771.5	240239	BOS - Halter
			←	☐; → 07/07; - ESP	24.3541-1772.5	240240	BOS - Halter
			←	☐; Orga 10551→; → 07/07; + ESP	24.3541-1772.5	240240	BOS - Halter
			→	☐; →Orga 10656	24.3384-1739.5	240866	BOS - Halter ALU
			→	☐; →Orga 10656	24.3384-1740.5	240867	BOS - Halter ALU
			→	☐; → 07/07	24.3387-1709.5	240888	TRW - Halter
			→	☐; → 07/07	24.3387-1710.5	240889	TRW - Halter
1.6 HDi 110 2.0 16V	80 103	02/04→03/09 03/05→11/07	←	☐; → 07/07	24.3541-1761.5	240233	- Halter
			←	☐; → 07/07	24.3541-1762.5	240234	- Halter
			→	☐; →Orga 10656	24.3384-1739.5	240866	BOS - Halter ALU
			→	☐; →Orga 10656	24.3384-1740.5	240867	BOS - Halter ALU
			→	☐; → 07/07	24.3387-1709.5	240888	TRW - Halter
			→	☐; → 07/07	24.3387-1710.5	240889	TRW - Halter
2.0 16V 2.0 HDi 110	100 79	08/00→06/05 08/00→03/07	←	☐	24.3541-1761.5	240233	- Halter
			←	☐	24.3541-1762.5	240234	- Halter
			→	☐; 03/04→; →Orga 10656	24.3384-1739.5	240866	BOS - Halter ALU
			→	☐; 03/04→; →Orga 10656	24.3384-1740.5	240867	BOS - Halter ALU
			→	☐; 03/04→	24.3387-1709.5	240888	TRW - Halter
			→	☐; 03/04→	24.3387-1710.5	240889	TRW - Halter
2.0 16V 2.0 HDi 135	130 100	06/05→11/07 10/03→11/07	←	☐; Orga 10488→; → 07/07	24.3571-9765.5	240651	ATE - Halter
			←	☐; →Orga 10487	24.3571-9765.5	240651	ATE - Halter
			←	☐; Orga 10488→; → 07/07	24.3571-9766.5	240652	ATE - Halter
			←	☐; →Orga 10487	24.3571-9766.5	240652	ATE - Halter
↓							












	kw			 	! #		
<b>PEUGEOT - 307 (3A/C) 08/00→12/12</b>							
 <b>Bremssattel</b>							
2.0 16V 2.0 HDi 135	130 100	06/05→11/07 10/03→11/07	→	☐; →Orga 10656	2	24.3384-1739.5 240866	BOS - Halter ALU
			→	☐; →Orga 10656	2	24.3384-1740.5 240867	BOS - Halter ALU
			→	☐; → 07/07	2	24.3387-1709.5 240888	TRW - Halter
			→	☐; → 07/07	2	24.3387-1710.5 240889	TRW - Halter
<b>Feder, Bremssattel</b>							
2.0 16V 2.0 HDi 135	130 100	06/05→11/07 10/03→11/07		→Orga 10487	2	11.8116-0351.1 390538	ATE
				Orga 10488→; → 07/07	2	11.8116-0351.1 390538	ATE
<b>Führungshülzensatz, Bremssattel</b>							
2.0 16V 2.0 HDi 135	130 100	06/05→11/07 10/03→11/07	←	Orga 10488→; → 07/07		11.0101-5704.2 260095	ATE
			←	→Orga 10487		11.0101-5704.2 260095	ATE
<b>Führungsbolzen, Bremssattel</b>							
2.0 16V 2.0 HDi 135	130 100	06/05→11/07 10/03→11/07		→Orga 10487	2	11.8171-0008.1 990049	ATE
				Orga 10488→; → 07/07	2	11.8171-0008.1 990049	ATE
 <b>Bremsschlauch</b>							
1.4 1.4 16V 1.4 HDi	55 65 50	08/00→09/03 11/03→07/07 10/01→06/05	←		2	24.5111-0420.3 330682	L= 420
2.0 16V 2.0 HDi 110 2.0 HDi 90	100 79 66	08/00→06/05 08/00→03/07 08/00→03/07	→		2	24.5246-0190.3 330697	L= 190
1.6 16V 1.6 HDi 1.6 HDi 110	80 66 80	08/00→11/07 04/05→03/09 02/04→03/09	←	→ 07/07	2	24.5111-0420.3 330682	L= 420
2.0 16V 2.0 16V 2.0 HDi 135	103 130 100	03/05→11/07 06/05→11/07 10/03→11/07	→	→ 07/07	2	24.5246-0190.3 330697	L= 190
<b>PEUGEOT - 307 Break (3E) 03/02→12/09</b>							
 <b>Bremssattel</b>							
1.4	55	04/02→09/03	←	☐; →Orga 10550; + ESP		24.3541-1761.5 240233	- Halter
			←	☐; →Orga 10550; + ESP		24.3541-1762.5 240234	- Halter
			←	☐; - ESP		24.3541-1771.5 240239	BOS - Halter
			←	☐; - ESP		24.3541-1772.5 240240	BOS - Halter
			→	☐; Orga 12057→		24.3384-1739.5 240866	BOS - Halter ALU
			→	☐; →Orga 10656		24.3384-1739.5 240866	BOS - Halter ALU
			→	☐; →Orga 10656		24.3384-1740.5 240867	BOS - Halter ALU
			→	☐; Orga 12057→		24.3384-1740.5 240867	BOS - Halter ALU
			→	☐; →Orga 12056		24.3387-1709.5 240888	TRW - Halter
			→	☐; →Orga 12056		24.3387-1710.5 240889	TRW - Halter
1.4 16V	65	11/03→07/07	←	☐; →Orga 10550; + ESP		24.3541-1761.5 240233	- Halter
			←	☐; →Orga 10550; + ESP		24.3541-1762.5 240234	- Halter
			←	☐; - ESP		24.3541-1771.5 240239	BOS - Halter
			←	☐; Orga 10551→; + ESP		24.3541-1771.5 240239	BOS - Halter
			←	☐; - ESP		24.3541-1772.5 240240	BOS - Halter
			←	☐; Orga 10551→; + ESP		24.3541-1772.5 240240	BOS - Halter
			→	☐; Orga 12057→		24.3384-1739.5 240866	BOS - Halter ALU
			→	☐; →Orga 10656		24.3384-1739.5 240866	BOS - Halter ALU
			→	☐; Orga 12057→		24.3384-1740.5 240867	BOS - Halter ALU
			→	☐; →Orga 10656		24.3384-1740.5 240867	BOS - Halter ALU
			→	☐; →Orga 12056		24.3387-1709.5 240888	TRW - Halter
			→	☐; →Orga 12056		24.3387-1710.5 240889	TRW - Halter
1.4 HDi	50	03/02→06/05	←	☐		24.3541-1771.5 240239	BOS - Halter
			←	☐		24.3541-1772.5 240240	BOS - Halter
			→	☐; Orga 12057→		24.3384-1739.5 240866	BOS - Halter ALU
			→	☐; →Orga 10656		24.3384-1739.5 240866	BOS - Halter ALU
			→	☐; →Orga 10656		24.3384-1740.5 240867	BOS - Halter ALU













	kW			 	! #		
<b>PEUGEOT - 307 Break (3E) 03/02→12/09</b>							
<b> Bremssattel</b>							
1.4 HDi	50	03/02→06/05	➔	 ; Orga 12057→		24.3384-1740.5 240867	BOS - Halter ALU
			➔	 ; →Orga 12056		24.3387-1709.5 240888	TRW - Halter
			➔	 ; →Orga 12056		24.3387-1710.5 240889	TRW - Halter
1.6 16V	80	03/02→04/08	←			24.3541-1761.5 240233	- Halter
1.6 HDi	66	04/05→04/08	←			24.3541-1762.5 240234	- Halter
1.6 HDi 110	80	02/04→04/08	←				
2.0	100	03/02→06/05	➔	 ; Orga 12057→		24.3384-1739.5 240866	BOS - Halter ALU
2.0 HDi 90	66	03/02→04/08	➔	 ; →Orga 10656		24.3384-1739.5 240866	BOS - Halter ALU
			➔	 ; →Orga 10656		24.3384-1740.5 240867	BOS - Halter ALU
			➔	 ; Orga 12057→		24.3384-1740.5 240867	BOS - Halter ALU
			➔	 ; →Orga 12056		24.3387-1709.5 240888	TRW - Halter
			➔	 ; →Orga 12056		24.3387-1710.5 240889	TRW - Halter
2.0 16V	103	03/05→04/08	←	 ; →Orga 12053		24.3541-1761.5 240233	- Halter
			←	 ; →Orga 12053		24.3541-1762.5 240234	- Halter
			➔	 ; Orga 12057→		24.3384-1739.5 240866	BOS - Halter ALU
			➔	 ; →Orga 10656		24.3384-1739.5 240866	BOS - Halter ALU
			➔	 ; →Orga 10656		24.3384-1740.5 240867	BOS - Halter ALU
			➔	 ; Orga 12057→		24.3384-1740.5 240867	BOS - Halter ALU
			➔	 ; →Orga 12056		24.3387-1709.5 240888	TRW - Halter
			➔	 ; →Orga 12056		24.3387-1710.5 240889	TRW - Halter
2.0 16V	130	06/05→04/08	←	 ; Orga 10488→		24.3571-9765.5 240651	ATE - Halter
2.0 HDi 135	100	02/04→04/08	←	 ; →Orga 10487		24.3571-9765.5 240651	ATE - Halter
			←	 ; →Orga 10487		24.3571-9766.5 240652	ATE - Halter
			←	 ; Orga 10488→		24.3571-9766.5 240652	ATE - Halter
			➔	 ; Orga 12057→		24.3384-1739.5 240866	BOS - Halter ALU
			➔	 ; →Orga 10656		24.3384-1739.5 240866	BOS - Halter ALU
			➔	 ; Orga 12057→		24.3384-1740.5 240867	BOS - Halter ALU
			➔	 ; →Orga 10656		24.3384-1740.5 240867	BOS - Halter ALU
			➔	 ; →Orga 12056		24.3387-1709.5 240888	TRW - Halter
			➔	 ; →Orga 12056		24.3387-1710.5 240889	TRW - Halter
2.0 HDi 110	79	03/02→12/09	←	 ; →Orga 12053		24.3541-1761.5 240233	- Halter
			←	 ; →Orga 12053		24.3541-1762.5 240234	- Halter
			➔	 ; →Orga 10656		24.3384-1739.5 240866	BOS - Halter ALU
			➔	 ; Orga 12057→; → 04/08		24.3384-1739.5 240866	BOS - Halter ALU
			➔	 ; Orga 12057→; → 04/08		24.3384-1740.5 240867	BOS - Halter ALU
			➔	 ; →Orga 10656		24.3384-1740.5 240867	BOS - Halter ALU
			➔	 ; →Orga 12056		24.3387-1709.5 240888	TRW - Halter
			➔	 ; →Orga 12056		24.3387-1710.5 240889	TRW - Halter
<b>Feder, Bremssattel</b>							
2.0 16V	130	06/05→04/08	←	→Orga 10487	2	11.8116-0351.1 390538	ATE
2.0 HDi 135	100	02/04→04/08	←	Orga 10488→	2	11.8116-0351.1 390538	ATE
<b>Führungshülzensatz, Bremssattel</b>							
2.0 16V	130	06/05→04/08	←	→Orga 10487		11.0101-5704.2 260095	ATE
2.0 HDi 135	100	02/04→04/08	←	Orga 10488→		11.0101-5704.2 260095	ATE
<b>Führungsbolzen, Bremssattel</b>							
2.0 16V	130	06/05→04/08		→Orga 10487	2	11.8171-0008.1 990049	ATE
2.0 HDi 135	100	02/04→04/08		Orga 10488→	2	11.8171-0008.1 990049	ATE
<b> Bremsschlauch</b>							
1.4	55	04/02→09/03	←		2	24.5111-0420.3 330682	L= 420
1.4 16V	65	11/03→07/07	➔				
1.4 HDi	50	03/02→06/05	➔		2	24.5246-0190.3 330697	L= 190
1.6 16V	80	03/02→04/08					
1.6 HDi	66	04/05→04/08					
1.6 HDi 110	80	02/04→04/08					
↓							










	kw			 	! #		
<b>PEUGEOT - 307 Break (3E) 03/02→12/09</b>							
 <b>Bremsschlauch</b>							
2.0	100	03/02→06/05	←		2	24.5111-0420.3 330682	L= 420
2.0 16V	103	03/05→04/08	→		2	24.5246-0190.3 330697	L= 190
2.0 16V	130	06/05→04/08					
2.0 HDi 135	100	02/04→04/08					
2.0 HDi 90	66	03/02→04/08					
2.0 HDi 110	79	03/02→12/09	←	→ 04/08	2	24.5111-0420.3 330682	L= 420
			→	→ 04/08	2	24.5246-0190.3 330697	L= 190
<b>PEUGEOT - 307 CC (3B) 03/03→06/09</b>							
 <b>Bremssattel</b>							
1.6 16V	80	03/03→04/09	←	☐; 03/05→ 02/09		24.3541-1761.5 240233	- Halter
			←	☐; 03/05→ 02/09		24.3541-1762.5 240234	- Halter
			→	☐; 03/05→; →Orga 10656		24.3384-1739.5 240866	BOS - Halter ALU
			→	☐; Orga 12057→; → 02/09		24.3384-1739.5 240866	BOS - Halter ALU
			→	☐; 03/05→; →Orga 10656		24.3384-1740.5 240867	BOS - Halter ALU
			→	☐; Orga 12057→; → 02/09		24.3384-1740.5 240867	BOS - Halter ALU
			→	☐; 03/05→; →Orga 12056		24.3387-1709.5 240888	TRW - Halter
			→	☐; 03/05→; →Orga 12056		24.3387-1710.5 240889	TRW - Halter
2.0 16V	100	10/03→06/05	←	☐		24.3541-1761.5 240233	- Halter
			←	☐		24.3541-1762.5 240234	- Halter
			→	☐; →Orga 10656		24.3384-1739.5 240866	BOS - Halter ALU
			→	☐; Orga 12057→		24.3384-1739.5 240866	BOS - Halter ALU
			→	☐; Orga 12057→		24.3384-1740.5 240867	BOS - Halter ALU
			→	☐; →Orga 10656		24.3384-1740.5 240867	BOS - Halter ALU
			→	☐; →Orga 12056		24.3387-1709.5 240888	TRW - Halter
			→	☐; →Orga 12056		24.3387-1710.5 240889	TRW - Halter
2.0 16V	103	12/04→04/09	←	☐; →Orga 12053		24.3541-1761.5 240233	- Halter
			←	☐; →Orga 12053		24.3541-1762.5 240234	- Halter
			→	☐; 03/05→; →Orga 10656		24.3384-1739.5 240866	BOS - Halter ALU
			→	☐; Orga 12057→; → 02/09		24.3384-1739.5 240866	BOS - Halter ALU
			→	☐; Orga 12057→; → 02/09		24.3384-1740.5 240867	BOS - Halter ALU
			→	☐; 03/05→; →Orga 10656		24.3384-1740.5 240867	BOS - Halter ALU
			→	☐; 03/05→; →Orga 12056		24.3387-1709.5 240888	TRW - Halter
			→	☐; 03/05→; →Orga 12056		24.3387-1710.5 240889	TRW - Halter
2.0 16V 2.0 HDi 135	130 100	10/03→04/09 06/05→04/09	←	☐; Orga 10488→; → 02/09		24.3571-9765.5 240651	ATE - Halter
			←	☐; →Orga 10487		24.3571-9765.5 240651	ATE - Halter
			←	☐; →Orga 10487		24.3571-9766.5 240652	ATE - Halter
			←	☐; Orga 10488→; → 02/09		24.3571-9766.5 240652	ATE - Halter
			→	☐; →Orga 10656		24.3384-1739.5 240866	BOS - Halter ALU
			→	☐; Orga 12057→; → 02/09		24.3384-1739.5 240866	BOS - Halter ALU
			→	☐; →Orga 10656		24.3384-1740.5 240867	BOS - Halter ALU
			→	☐; Orga 12057→; → 02/09		24.3384-1740.5 240867	BOS - Halter ALU
			→	☐; →Orga 12056		24.3387-1709.5 240888	TRW - Halter
			→	☐; →Orga 12056		24.3387-1710.5 240889	TRW - Halter
<b>Feder, Bremssattel</b>							
2.0 16V	130	10/03→04/09		→Orga 10487	2	11.8116-0351.1 390538	ATE
2.0 HDi 135	100	06/05→04/09		Orga 10488→; → 02/09	2	11.8116-0351.1 390538	ATE
<b>Führungshülzensatz, Bremssattel</b>							
2.0 16V	130	10/03→04/09	←	Orga 10488→; → 02/09		11.0101-5704.2 260095	ATE
2.0 HDi 135	100	06/05→04/09	←	→Orga 10487		11.0101-5704.2 260095	ATE
<b>Führungsbolzen, Bremssattel</b>							
2.0 16V	130	10/03→04/09		→Orga 10487	2	11.8171-0008.1 990049	ATE
2.0 HDi 135	100	06/05→04/09		Orga 10488→; → 02/09	2	11.8171-0008.1 990049	ATE
↓							


















	kw			 	! #		
<b>PEUGEOT - 307 CC (3B) 03/03→06/09</b>							
 <b>Bremsschlauch</b>							
1.6 16V	80	03/03→04/09	←	03/05→ 02/09	2	24.5111-0420.3 330682	L= 420
			→	03/05→ 02/09	2	24.5246-0190.3 330697	L= 190
2.0 16V	100	10/03→06/05	←		2	24.5111-0420.3 330682	L= 420
			→		2	24.5246-0190.3 330697	L= 190
2.0 16V	103	12/04→04/09	←	→ 02/09	2	24.5111-0420.3 330682	L= 420
2.0 16V	130	10/03→04/09	←		2	24.5111-0420.3 330682	L= 420
2.0 HDi 135	100	06/05→04/09	→	→ 02/09	2	24.5246-0190.3 330697	L= 190
<b>PEUGEOT - 307 SW (3H) 03/02→12/09</b>							
 <b>Bremssattel</b>							
1.4	55	04/02→09/03	←	☐; →Orga 10550; + ESP		24.3541-1761.5 240233	- Halter
			←	☐; →Orga 10550; + ESP		24.3541-1762.5 240234	- Halter
			←	☐; - ESP		24.3541-1771.5 240239	BOS - Halter
			←	☐; - ESP		24.3541-1772.5 240240	BOS - Halter
			→	☐; →Orga 10656		24.3384-1739.5 240866	BOS - Halter ALU
			→	☐; Orga 12057→		24.3384-1739.5 240866	BOS - Halter ALU
			→	☐; →Orga 10656		24.3384-1740.5 240867	BOS - Halter ALU
			→	☐; Orga 12057→		24.3384-1740.5 240867	BOS - Halter ALU
1.4 16V	65	11/03→07/07	←	☐; →Orga 10550; + ESP		24.3541-1761.5 240233	- Halter
			←	☐; →Orga 10550; + ESP		24.3541-1762.5 240234	- Halter
			←	☐; Orga 10551→; + ESP		24.3541-1771.5 240239	BOS - Halter
			←	☐; - ESP		24.3541-1771.5 240239	BOS - Halter
			←	☐; - ESP		24.3541-1772.5 240240	BOS - Halter
			←	☐; Orga 10551→; + ESP		24.3541-1772.5 240240	BOS - Halter
			→	☐; →Orga 10656		24.3384-1739.5 240866	BOS - Halter ALU
			→	☐; Orga 12057→		24.3384-1739.5 240866	BOS - Halter ALU
			→	☐; →Orga 10656		24.3384-1740.5 240867	BOS - Halter ALU
			→	☐; Orga 12057→		24.3384-1740.5 240867	BOS - Halter ALU
1.6 16V 2.0 16V 2.0 HDi 90	80 100 66	03/02→04/08 03/02→06/05 03/02→04/08	←	☐		24.3541-1761.5 240233	- Halter
			←	☐		24.3541-1762.5 240234	- Halter
			→	☐; →Orga 10656		24.3384-1739.5 240866	BOS - Halter ALU
			→	☐; Orga 12057→		24.3384-1739.5 240866	BOS - Halter ALU
			→	☐; Orga 12057→		24.3384-1740.5 240867	BOS - Halter ALU
			→	☐; →Orga 10656		24.3384-1740.5 240867	BOS - Halter ALU
1.6 HDi 110	80	11/03→12/07	←	☐		24.3541-1761.5 240233	- Halter
			←	☐		24.3541-1762.5 240234	- Halter
			→	☐; 02/04→; →Orga 10656		24.3384-1739.5 240866	BOS - Halter ALU
			→	☐; Orga 12057→		24.3384-1739.5 240866	BOS - Halter ALU
			→	☐; Orga 12057→		24.3384-1740.5 240867	BOS - Halter ALU
			→	☐; 02/04→; →Orga 10656		24.3384-1740.5 240867	BOS - Halter ALU
1.6 HDi 90	66	04/05→04/08	←	☐		24.3541-1761.5 240233	- Halter
			←	☐		24.3541-1762.5 240234	- Halter
			→	☐; 12/06→; →Orga 10656		24.3384-1739.5 240866	BOS - Halter ALU
			→	☐; Orga 12057→		24.3384-1739.5 240866	BOS - Halter ALU
			→	☐; 12/06→; →Orga 10656		24.3384-1740.5 240867	BOS - Halter ALU
			→	☐; Orga 12057→		24.3384-1740.5 240867	BOS - Halter ALU
2.0 16V	103	03/05→04/08	←	☐; →Orga 12053		24.3541-1761.5 240233	- Halter
			←	☐; →Orga 12053		24.3541-1762.5 240234	- Halter
			→	☐; →Orga 10656		24.3384-1739.5 240866	BOS - Halter ALU
			→	☐; Orga 12057→		24.3384-1739.5 240866	BOS - Halter ALU
			→	☐; →Orga 10656		24.3384-1740.5 240867	BOS - Halter ALU
			→	☐; Orga 12057→		24.3384-1740.5 240867	BOS - Halter ALU
2.0 HDi 110	79	03/02→12/09	←	☐; →Orga 12053		24.3541-1761.5 240233	- Halter
			←	☐; →Orga 12053		24.3541-1762.5 240234	- Halter
↓							



	kw			 	! #			
<b>PEUGEOT - 307 SW (3H) 03/02→12/09</b>								
 <b>Bremssattel</b>								
2.0 HDi 110	79	03/02→12/09	➡	☐; →Orga 10656	2	24.3384-1739.5	240866	BOS - Halter ALU
			➡	☐; Orga 12057→; → 04/08	2	24.3384-1739.5	240866	BOS - Halter ALU
			➡	☐; →Orga 10656	2	24.3384-1740.5	240867	BOS - Halter ALU
			➡	☐; Orga 12057→; → 04/08	2	24.3384-1740.5	240867	BOS - Halter ALU
2.0 HDi 135	100	02/04→04/08	←	☐; Orga 10488→	2	24.3571-9765.5	240651	ATE - Halter
			←	☐; →Orga 10487	2	24.3571-9765.5	240651	ATE - Halter
			←	☐; Orga 10488→	2	24.3571-9766.5	240652	ATE - Halter
			←	☐; →Orga 10487	2	24.3571-9766.5	240652	ATE - Halter
			➡	☐; Orga 12057→	2	24.3384-1739.5	240866	BOS - Halter ALU
			➡	☐; →Orga 10656	2	24.3384-1739.5	240866	BOS - Halter ALU
			➡	☐; →Orga 10656	2	24.3384-1740.5	240867	BOS - Halter ALU
			➡	☐; Orga 12057→	2	24.3384-1740.5	240867	BOS - Halter ALU
<b>Feder, Bremssattel</b>								
2.0 HDi 135	100	02/04→04/08		→Orga 10487	2	11.8116-0351.1	390538	ATE
				Orga 10488→	2	11.8116-0351.1	390538	ATE
<b>Führungshülzensatz, Bremssattel</b>								
2.0 HDi 135	100	02/04→04/08	←	Orga 10488→		11.0101-5704.2	260095	ATE
			←	→Orga 10487		11.0101-5704.2	260095	ATE
<b>Führungsbolzen, Bremssattel</b>								
2.0 HDi 135	100	02/04→04/08		→Orga 10487	2	11.8171-0008.1	990049	ATE
				Orga 10488→	2	11.8171-0008.1	990049	ATE
 <b>Bremsschlauch</b>								
1.4	55	04/02→09/03	←		2	24.5111-0420.3	330682	L= 420
1.4 16V	65	11/03→07/07	➡		2	24.5246-0190.3	330697	L= 190
1.6 16V	80	03/02→04/08						
1.6 HDi 110	80	11/03→12/07						
1.6 HDi 90	66	04/05→04/08						
2.0 16V	100	03/02→06/05						
2.0 16V	103	03/05→04/08						
2.0 HDi 135	100	02/04→04/08						
2.0 HDi 90	66	03/02→04/08						
2.0 HDi 110	79	03/02→12/09	←	→ 04/08	2	24.5111-0420.3	330682	L= 420
			➡	→ 04/08	2	24.5246-0190.3	330697	L= 190
<b>PEUGEOT - 307 SW Kasten/Kombi (3E_, 3H_) 04/02→12/09</b>								
 <b>Bremssattel</b>								
1.6 HDi 2.0 HDi	66	04/06→10/08 04/03→04/08	←	☐		24.3541-1761.5	240233	- Halter
			←	☐		24.3541-1762.5	240234	- Halter
			➡	☐; Orga 12057→		24.3384-1739.5	240866	BOS - Halter ALU
			➡	☐; →Orga 10656		24.3384-1739.5	240866	BOS - Halter ALU
			➡	☐; →Orga 10656		24.3384-1740.5	240867	BOS - Halter ALU
			➡	☐; Orga 12057→		24.3384-1740.5	240867	BOS - Halter ALU
			➡	☐; →Orga 12056		24.3387-1709.5	240888	TRW - Halter
			➡	☐; →Orga 12056		24.3387-1710.5	240889	TRW - Halter
2.0 HDi	100	04/04→11/07	←	☐; →Orga 10487		24.3571-9765.5	240651	ATE - Halter
			←	☐; Orga 10488→		24.3571-9765.5	240651	ATE - Halter
			←	☐; →Orga 10487		24.3571-9766.5	240652	ATE - Halter
			←	☐; Orga 10488→		24.3571-9766.5	240652	ATE - Halter
			➡	☐; Orga 12057→		24.3384-1739.5	240866	BOS - Halter ALU
			➡	☐; →Orga 10656		24.3384-1739.5	240866	BOS - Halter ALU
			➡	☐; Orga 12057→		24.3384-1740.5	240867	BOS - Halter ALU
			➡	☐; →Orga 10656		24.3384-1740.5	240867	BOS - Halter ALU
			➡	☐; →Orga 12056		24.3387-1709.5	240888	TRW - Halter
			➡	☐; →Orga 12056		24.3387-1710.5	240889	TRW - Halter

	kw					! #		
<b>PEUGEOT - 307 SW Kasten/Kombi (3E_, 3H_) 04/02→12/09</b>								
<b>Feder, Bremsattel</b>								
2.0 HDi	100	04/04→11/07	←	→Orga 10487	2	11.8116-0351.1	390538	ATE
			←	Orga 10488→	2	11.8116-0351.1	390538	ATE
<b>Führungshülzensatz, Bremsattel</b>								
2.0 HDi	100	04/04→11/07	←	Orga 10488→		11.0101-5704.2	260095	ATE
			←	→Orga 10487		11.0101-5704.2	260095	ATE
<b>Führungsbolzen, Bremsattel</b>								
2.0 HDi	100	04/04→11/07		→Orga 10487	2	11.8171-0008.1	990049	ATE
				Orga 10488→	2	11.8171-0008.1	990049	ATE
<b> Bremschlauch</b>								
1.6 HDi	66	04/06→10/08	←		2	24.5111-0420.3	330682	L= 420
2.0 HDi	66	04/03→04/08						
2.0 HDi	100	04/04→11/07	→		2	24.5246-0190.3	330697	L= 190
<b>PEUGEOT - 308 I (4A_, 4C_) 09/07→12/16</b>								
<b> Bremsattel</b>								
1.4 16V	70	09/07→10/14	→	☐; → 07/13		24.3387-1731.5	240880	TRW - Halter
1.4 16V	72	12/09→10/14						
1.6 16V	88	09/07→10/14	→	☐; → 07/13		24.3387-1732.5	240881	TRW - Halter
1.6 16V	103	09/07→10/14						
1.6 16V	110	09/07→10/14						
1.6 BioFlex	80	04/08→10/14						
1.6 HDi	66	09/07→10/14						
1.6 HDi	68	11/09→10/14						
1.6 HDi	80	09/07→10/14						
1.6 HDi	82	12/09→10/14						
1.6 HDi	84	03/13→10/14						
2.0 HDi	110	10/11→10/14						
1.6 16V	128	03/08→10/14	←	☐; →Orga 11577		24.3571-9765.5	240651	ATE - Halter
			←	☐; →Orga 11577		24.3571-9766.5	240652	ATE - Halter
			←	☐; Orga 11578→; → 07/13		24.3571-9939.5	241036	ATE - Halter
			←	☐; Orga 11578→; → 07/13		24.3571-9940.5	241037	ATE - Halter
			→	☐; → 07/13		24.3387-1731.5	240880	TRW - Halter
			→	☐; → 07/13		24.3387-1732.5	240881	TRW - Halter
1.6 GTi	147	07/10→10/14	←	☐; → 07/13		24.3601-9883.5	240964	ATE - Halter
			←	☐; → 07/13		24.3601-9884.5	240965	ATE - Halter
1.6 THP 16V	115	10/09→10/14	←	☐; → 07/13		24.3571-9939.5	241036	ATE - Halter
2.0 HDi	120	04/12→10/14	←	☐; → 07/13		24.3571-9940.5	241037	ATE - Halter
			→	☐; → 07/13		24.3387-1731.5	240880	TRW - Halter
			→	☐; → 07/13		24.3387-1732.5	240881	TRW - Halter
2.0 HDi	100	09/07→10/14	←	☐; →Orga 11577		24.3571-9765.5	240651	ATE - Halter
			←	☐; →Orga 11577		24.3571-9766.5	240652	ATE - Halter
			←	☐; 11578→ 11678		24.3571-9939.5	241036	ATE - Halter
			←	☐; 11578→ 11678		24.3571-9940.5	241037	ATE - Halter
			→	☐; → 07/13		24.3387-1731.5	240880	TRW - Halter
			→	☐; → 07/13		24.3387-1732.5	240881	TRW - Halter
2.0 HDi	103	07/10→12/12	→	☐		24.3387-1731.5	240880	TRW - Halter
			→	☐		24.3387-1732.5	240881	TRW - Halter
<b>Feder, Bremsattel</b>								
1.6 16V	128	03/08→10/14		Orga 11578→; → 07/13	2	11.8116-0356.1	390586	ATE
			←	→Orga 11577	2	11.8116-0351.1	390538	ATE
1.6 THP 16V	115	10/09→10/14		→ 07/13	2	11.8116-0356.1	390586	ATE
2.0 HDi	120	04/12→10/14						
2.0 HDi	100	09/07→10/14		11578→ 11678	2	11.8116-0356.1	390586	ATE
			←	→Orga 11577	2	11.8116-0351.1	390538	ATE
<b>Führungshülzensatz, Bremsattel</b>								
1.6 16V	128	03/08→10/14	←	Orga 11578→; → 07/13		11.0101-5704.2	260095	ATE
			←	→Orga 11577		11.0101-5704.2	260095	ATE
↓								

	kW			 	! #		
<b>PEUGEOT - 308 I (4A_, 4C_) 09/07→12/16</b>							
<b>Führungshülzensatz, Bremssattel</b>							
1.6 GTi	147	07/10→10/14	←	→ 07/13		11.0101-5407.2 260011	ATE
1.6 THP 16V	115	10/09→10/14	←	→ 07/13		11.0101-5704.2 260095	ATE
2.0 HDi	120	04/12→10/14					
2.0 HDi	100	09/07→10/14	←	→Orga 11577		11.0101-5704.2 260095	ATE
			←	11578→ 11678		11.0101-5704.2 260095	ATE
<b>Führungsbolzen, Bremssattel</b>							
1.6 16V	128	03/08→10/14		→Orga 11577	2	11.8171-0008.1 990049	ATE
2.0 HDi	100	09/07→10/14					
1.6 GTi	147	07/10→10/14		→ 07/13	2	11.8171-0008.1 990049	ATE
<b>Dichtungssatz, Bremssattel</b>							
1.6 GTi	147	07/10→10/14		→ 07/13		11.0441-6008.2 250038	ATE für Kolben-Ø [mm]: 60
<b> Bremsschlauch</b>							
1.4 16V	70	09/07→10/14	←	→ 07/13	2	24.5111-0435.3 331538	L= 425
1.4 16V	72	12/09→10/14					
1.6 16V	88	09/07→10/14	→	→ 07/13	2	24.5246-0190.3 330697	L= 190
1.6 16V	103	09/07→10/14					
1.6 16V	110	09/07→10/14					
1.6 16V	128	03/08→10/14					
1.6 BioFlex	80	04/08→10/14					
1.6 HDi	66	09/07→10/14					
1.6 HDi	68	11/09→10/14					
1.6 HDi	80	09/07→10/14					
1.6 HDi	82	12/09→10/14					
1.6 HDi	84	03/13→10/14					
1.6 THP 16V	115	10/09→10/14					
2.0 HDi	100	09/07→10/14					
2.0 HDi	120	04/12→10/14					
1.6 GTi	147	07/10→10/14	←	→ 07/13; + ABS	2	24.5111-0435.3 331538	L= 425
			←	☐; → 07/13; + ESP		24.5161-0450.3 331570	L= 450
			←	☐; → 07/13; + ESP		24.5161-0451.3 331571	L= 450
			→	→ 07/13	2	24.5246-0190.3 330697	L= 190
2.0 HDi	103	07/10→12/12	←		2	24.5111-0435.3 331538	L= 425
			→		2	24.5246-0190.3 330697	L= 190
2.0 HDi	110	10/11→10/14	→	→ 07/13	2	24.5246-0190.3 330697	L= 190
<b>PEUGEOT - 308 II (LB_, LP_, LW_, LH_, L3_) 09/13→</b>							
<b>Feder, Bremssattel</b>							
1.2 THP 110	81	11/13→	←	für Bremsscheibendurchmesser [mm]: 304	2	11.8116-0326.1 390471	ATE
1.2 THP 130	96	11/13→					
1.2 VTi 72	60	09/13→	→	für Bremsscheibendurchmesser [mm]: 268 / 249; - eFSB	2	11.8116-0340.1 390595	ATE
1.5 BlueHDi 100	75	05/18→					
1.5 BlueHDi 130	96	06/17→					
1.6 BlueHDi 120	88	11/13→					
1.6 GT 205	151	06/14→					
1.6 GTi	184	08/15→					
1.6 GTi (L35GNH)	200	06/15→					
1.6 GTi PureTech 263 (L3EGXP)	193	07/18→					
1.6 HDi	68	09/13→					
1.6 HDi / BlueHDi 115	85	09/13→					
1.6 HDi 100	73	04/14→					
1.6 PureTech 225	165	01/18→					
1.6 THP	115	09/13→					
1.6 THP 125	92	09/13→					
2.0 BlueHDi 150	110	11/13→					
2.0 GT BlueHDi 180	130	06/17→					
2.0 GT BlueHDi 180	133	06/14→					
<b>Führungshülzensatz, Bremssattel</b>							
1.2 THP 110	81	11/13→	←	für Bremsscheibendurchmesser [mm]: 304		11.0101-5407.2 260011	ATE
1.2 THP 130	96	11/13→					
1.2 VTi 72	60	09/13→	→	für Bremsscheibendurchmesser [mm]: 268 / 249; - eFSB		11.0101-5407.2 260011	ATE
1.6 BlueHDi 120	88	11/13→					
1.6 GT 205	151	06/14→					
1.6 GTi	184	08/15→					
1.6 GTi (L35GNH)	200	06/15→					
1.6 HDi	68	09/13→					
1.6 HDi / BlueHDi 115	85	09/13→					
1.6 HDi 100	73	04/14→					
1.6 THP	115	09/13→					
1.6 THP 125	92	09/13→					
2.0 BlueHDi 150	110	11/13→					

	kw				! #		
<b>PEUGEOT - 308 II (LB_, LP_, LW_, LH_, L3_) 09/13→</b>							
<b>Führungshülzensatz, Bremsattel</b>							
2.0 GT BlueHdi 180	133	06/14→	←	für Bremsscheibendurchmesser [mm]: 304	2	11.0101-5407.2 260011	ATE
			→	für Bremsscheibendurchmesser [mm]: 268 / 249; - eFSB	2	11.0101-5407.2 260011	ATE
1.5 BlueHdi 100	75	05/18→	←	für Bremsscheibendurchmesser [mm]: 304	2	11.0101-5407.2 260011	ATE
1.5 BlueHdi 130	96	06/17→					
1.6 GTi PureTech 263 (L3EGXP)	193	07/18→	→	für Bremsscheibendurchmesser [mm]: 249 / 268; - eFSB	2	11.0101-5407.2 260011	ATE
1.6 PureTech 225	165	01/18→					
2.0 GT BlueHdi 180	130	06/17→					
<b>Führungsbolzen, Bremsattel</b>							
1.2 THP 110	81	11/13→	←	für Bremsscheibendurchmesser [mm]: 304	2	11.8171-0008.1 990049	ATE
1.2 THP 130	96	11/13→					
1.2 VTi 72	60	09/13→	→	für Bremsscheibendurchmesser [mm]: 249	2	11.8171-0008.1 990049	ATE
1.6 BlueHdi 120	88	11/13→					
1.6 GT 205	151	06/14→	→	für Bremsscheibendurchmesser [mm]: 268; - eFSB	2	11.8171-0008.1 990049	ATE
1.6 GTi	184	08/15→					
1.6 GTi (L35GNH)	200	06/15→					
1.6 HDi	68	09/13→					
1.6 HDi / BlueHdi 115	85	09/13→					
1.6 HDi 100	73	04/14→					
1.6 THP	115	09/13→					
1.6 THP 125	92	09/13→					
2.0 BlueHdi 150	110	11/13→					
2.0 GT BlueHdi 180	133	06/14→					
1.5 BlueHdi 100	75	05/18→	←	für Bremsscheibendurchmesser [mm]: 304	2	11.8171-0008.1 990049	ATE
1.5 BlueHdi 130	96	06/17→					
1.6 GTi PureTech 263 (L3EGXP)	193	07/18→	→	für Bremsscheibendurchmesser [mm]: 249 / 268; - eFSB	2	11.8171-0008.1 990049	ATE
1.6 PureTech 225	165	01/18→					
2.0 GT BlueHdi 180	130	06/17→					
<b>Dichtungssatz, Bremsattel</b>							
1.2 THP 110	81	11/13→	←	für Bremsscheibendurchmesser [mm]: 304	2	11.0441-6008.2 250038	ATE für Kolben-Ø [mm]: 60
1.2 THP 130	96	11/13→					
1.2 VTi 72	60	09/13→					
1.5 BlueHdi 100	75	05/18→					
1.5 BlueHdi 130	96	06/17→					
1.6 BlueHdi 120	88	11/13→					
1.6 GT 205	151	06/14→					
1.6 GTi	184	08/15→					
1.6 GTi (L35GNH)	200	06/15→					
1.6 GTi PureTech 263 (L3EGXP)	193	07/18→					
1.6 HDi	68	09/13→					
1.6 HDi / BlueHdi 115	85	09/13→					
1.6 HDi 100	73	04/14→					
1.6 PureTech 225	165	01/18→					
1.6 THP	115	09/13→					
1.6 THP 125	92	09/13→					
2.0 BlueHdi 150	110	11/13→					
2.0 GT BlueHdi 180	130	06/17→					
2.0 GT BlueHdi 180	133	06/14→					
<b>PEUGEOT - 308 CC (4B_) 02/09→12/15</b>							
<b> Bremsattel</b>							
1.6 16V	88	06/09→12/14	→	<input type="checkbox"/>		24.3387-1731.5 240880	TRW - Halter
1.6 HDi	82	02/09→05/12	→	<input type="checkbox"/>		24.3387-1732.5 240881	TRW - Halter
1.6 HDi	82	06/09→12/14	→	<input type="checkbox"/>			
1.6 HDi	84	03/13→12/14	→	<input type="checkbox"/>			
1.6 16V	103	06/09→12/14	←	<input type="checkbox"/>		24.3571-9939.5 241036	ATE - Halter
1.6 16V	110	06/09→12/14	←	<input type="checkbox"/>		24.3571-9940.5 241037	ATE - Halter
2.0 HDi	100	04/09→12/14	←	<input type="checkbox"/>			
2.0 HDi	103	04/09→12/12	→	<input type="checkbox"/>		24.3387-1731.5 240880	TRW - Halter
2.0 HDi	120	06/09→12/14	→	<input type="checkbox"/>		24.3387-1732.5 240881	TRW - Halter
1.6 16V	115	06/09→12/14	←	<input type="checkbox"/> ; 09/09→		24.3571-9939.5 241036	ATE - Halter
			←	<input type="checkbox"/> ; 09/09→		24.3571-9940.5 241037	ATE - Halter
			→	<input type="checkbox"/> ; 09/09→		24.3387-1731.5 240880	TRW - Halter
			→	<input type="checkbox"/> ; 09/09→		24.3387-1732.5 240881	TRW - Halter
1.6 THP	147	10/10→12/14	←	<input type="checkbox"/>		24.3601-9883.5 240964	ATE - Halter
			←	<input type="checkbox"/>		24.3601-9884.5 240965	ATE - Halter
<b>Feder, Bremsattel</b>							
1.6 16V	103	06/09→12/14			2	11.8116-0356.1 390586	ATE
1.6 16V	110	06/09→12/14					
↓							

**PEUGEOT - 308 CC (4B\_) 02/09→12/15**

**Feder, Bremssattel**

2.0 HDi	100	04/09→12/14			2	11.8116-0356.1	390586	ATE
2.0 HDi	103	04/09→12/12						
2.0 HDi	120	06/09→12/14						
1.6 16V	115	06/09→12/14		09/09→	2	11.8116-0356.1	390586	ATE

**Führungshülzensatz, Bremssattel**

1.6 16V	103	06/09→12/14	←			11.0101-5704.2	260095	ATE
1.6 16V	110	06/09→12/14						
2.0 HDi	100	04/09→12/14						
2.0 HDi	103	04/09→12/12						
2.0 HDi	120	06/09→12/14						
1.6 16V	115	06/09→12/14	←	09/09→		11.0101-5704.2	260095	ATE
1.6 THP	147	10/10→12/14	←			11.0101-5407.2	260011	ATE

**Führungsbolzen, Bremssattel**

1.6 16V	103	06/09→12/14			2	11.8171-0008.1	990049	ATE
1.6 16V	110	06/09→12/14						
1.6 THP	147	10/10→12/14						
2.0 HDi	100	04/09→12/14						
2.0 HDi	103	04/09→12/12						
2.0 HDi	120	06/09→12/14						
1.6 16V	115	06/09→12/14		09/09→	2	11.8171-0008.1	990049	ATE

**Dichtungssatz, Bremssattel**

1.6 THP	147	10/10→12/14				11.0441-6008.2	250038	ATE für Kolben-Ø [mm]: 60
---------	-----	-------------	--	--	--	----------------	--------	---------------------------

**Bremsschlauch**








1.6 16V	88	06/09→12/14	←		2	24.5111-0435.3	331538	L= 425
1.6 16V	103	06/09→12/14						
1.6 16V	110	06/09→12/14	→		2	24.5246-0190.3	330697	L= 190
1.6 HDi	82	02/09→05/12						
1.6 HDi	82	06/09→12/14						
1.6 HDi	84	03/13→12/14						
2.0 HDi	100	04/09→12/14						
2.0 HDi	103	04/09→12/12						
2.0 HDi	120	06/09→12/14						
1.6 16V	115	06/09→12/14	←	09/09→	2	24.5111-0435.3	331538	L= 425
			→	09/09→	2	24.5246-0190.3	330697	L= 190
1.6 THP	147	10/10→12/14	←	☐		24.5161-0450.3	331570	L= 450
			←	☐		24.5161-0451.3	331571	L= 450
			→		2	24.5246-0190.3	330697	L= 190

**PEUGEOT - 308 SW I (4E\_, 4H\_) 09/07→10/14**








**Bremssattel**

1.4 16V	70	09/07→10/14	→	☐; 05/08→; + Break Loisirs; → 04/14	24.3387-1725.5	241131	TRW - Halter
			→	☐; 05/08→; + Break Loisirs; → 04/14	24.3387-1726.7	221004	TRW - Halter
			→	☐; 05/08→; - Break Loisirs; → 04/14	24.3387-1731.5	240880	TRW - Halter
			→	☐; 05/08→; - Break Loisirs; → 04/14	24.3387-1732.5	240881	TRW - Halter
1.4 16V 1.6 Bioflex	72 82	12/09→10/14 03/09→10/14	→	☐; + Break Loisirs; → 04/14	24.3387-1725.5	241131	TRW - Halter
			→	☐; + Break Loisirs; → 04/14	24.3387-1726.7	221004	TRW - Halter
			→	☐; außer Break Loisirs; → 04/14	24.3387-1731.5	240880	TRW - Halter
			→	☐; außer Break Loisirs; → 04/14	24.3387-1732.5	240881	TRW - Halter
1.6 16V 1.6 HDi	88 80	09/07→10/14 09/07→10/14	→	☐; 05/08→; nur Break Loisirs; → 04/14	24.3387-1725.5	241131	TRW - Halter
			→	☐; 05/08→; nur Break Loisirs; → 04/14	24.3387-1726.7	221004	TRW - Halter
			→	☐; 05/08→; - Break Loisirs; → 04/14	24.3387-1731.5	240880	TRW - Halter
			→	☐; 05/08→; - Break Loisirs; → 04/14	24.3387-1732.5	240881	TRW - Halter
1.6 16V 1.6 16V 1.6 16V	103 110 128	09/07→10/14 09/07→10/14 03/08→10/14	←	☐; 05/08→; →Orga 11577	24.3571-9765.5	240651	ATE - Halter
			←	☐; 05/08→; →Orga 11577	24.3571-9766.5	240652	ATE - Halter
			←	☐; Orga 11578→; → 04/14	24.3571-9939.5	241036	ATE - Halter
			←	☐; Orga 11578→; → 04/14	24.3571-9940.5	241037	ATE - Halter
			→	☐; 05/08→; nur Break Loisirs; → 04/14	24.3387-1725.5	241131	TRW - Halter
			→	☐; 05/08→; nur Break Loisirs; → 04/14	24.3387-1726.7	221004	TRW - Halter
			→	☐; 05/08→; - Break Loisirs; → 04/14	24.3387-1731.5	240880	TRW - Halter
			→	☐; 05/08→; - Break Loisirs; → 04/14	24.3387-1732.5	240881	TRW - Halter









↓

	kw			 	! #			
<b>PEUGEOT - 308 SW I (4E_, 4H_) 09/07→10/14</b>								
<b>Bremssattel</b>								
1.6 HDi	66	09/07→10/14	➡	☐; 05/08→; nur Break Loisirs; → 04/14	24.3387-1725.5	241131	TRW - Halter	
			➡	☐; 05/08→; nur Break Loisirs; → 04/14	24.3387-1726.7	221004	TRW - Halter	
			➡	☐; 05/08→; außer Break Loisirs; → 04/14	24.3387-1731.5	240880	TRW - Halter	
			➡	☐; 05/08→; außer Break Loisirs; → 04/14	24.3387-1732.5	240881	TRW - Halter	
1.6 HDi 1.6 HDi	68 84	11/09→10/14 03/13→10/14	➡	☐; + Break Loisirs; → 04/14	24.3387-1725.5	241131	TRW - Halter	
			➡	☐; + Break Loisirs; → 04/14	24.3387-1726.7	221004	TRW - Halter	
			➡	☐; - Break Loisirs; → 04/14	24.3387-1731.5	240880	TRW - Halter	
			➡	☐; - Break Loisirs; → 04/14	24.3387-1732.5	240881	TRW - Halter	
1.6 HDi	82	12/09→10/14	➡	☐; → 04/14	24.3387-1725.5	241131	TRW - Halter	
			➡	☐; → 04/14	24.3387-1726.7	221004	TRW - Halter	
			➡	☐; - Break Loisirs; → 04/14	24.3387-1731.5	240880	TRW - Halter	
			➡	☐; - Break Loisirs; → 04/14	24.3387-1732.5	240881	TRW - Halter	
1.6 THP 16V 2.0 HDi	115 110	10/09→10/14 04/11→10/14	⬅	☐; → 04/14	24.3571-9939.5	241036	ATE - Halter	
			⬅	☐; → 04/14	24.3571-9940.5	241037	ATE - Halter	
			➡	☐; + Break Loisirs; → 04/14	24.3387-1725.5	241131	TRW - Halter	
			➡	☐; + Break Loisirs; → 04/14	24.3387-1726.7	221004	TRW - Halter	
			➡	☐; - Break Loisirs; → 04/14	24.3387-1731.5	240880	TRW - Halter	
			➡	☐; - Break Loisirs; → 04/14	24.3387-1732.5	240881	TRW - Halter	
2.0 Bioflex	103	01/08→12/11	⬅	☐; 05/08→; →Orga 11577	24.3571-9765.5	240651	ATE - Halter	
			⬅	☐; 05/08→; →Orga 11577	24.3571-9766.5	240652	ATE - Halter	
			⬅	☐; 11578→ 11678	24.3571-9939.5	241036	ATE - Halter	
			⬅	☐; 11578→ 11678	24.3571-9940.5	241037	ATE - Halter	
			➡	☐; 05/08→; + Break Loisirs	24.3387-1725.5	241131	TRW - Halter	
			➡	☐; 05/08→; + Break Loisirs	24.3387-1726.7	221004	TRW - Halter	
			➡	☐; 05/08→; - Break Loisirs	24.3387-1731.5	240880	TRW - Halter	
			➡	☐; 05/08→; - Break Loisirs	24.3387-1732.5	240881	TRW - Halter	
2.0 HDi	100	09/07→12/12	⬅	☐; 05/08→; →Orga 11577	24.3571-9765.5	240651	ATE - Halter	
			⬅	☐; 05/08→; →Orga 11577	24.3571-9766.5	240652	ATE - Halter	
			⬅	☐; Orga 11578→	24.3571-9939.5	241036	ATE - Halter	
			⬅	☐; Orga 11578→	24.3571-9940.5	241037	ATE - Halter	
			➡	☐; 05/08→; nur Break Loisirs	24.3387-1725.5	241131	TRW - Halter	
			➡	☐; 05/08→; nur Break Loisirs	24.3387-1726.7	221004	TRW - Halter	
			➡	☐; 05/08→; - Break Loisirs	24.3387-1731.5	240880	TRW - Halter	
			➡	☐; 05/08→; - Break Loisirs	24.3387-1732.5	240881	TRW - Halter	
2.0 HDi	103	09/07→10/14	⬅	☐; 12/08→ 04/14	24.3571-9939.5	241036	ATE - Halter	
			⬅	☐; 12/08→ 04/14	24.3571-9940.5	241037	ATE - Halter	
			➡	☐; 12/08→; + Break Loisirs; → 04/14	24.3387-1725.5	241131	TRW - Halter	
			➡	☐; 12/08→; + Break Loisirs; → 04/14	24.3387-1726.7	221004	TRW - Halter	
			➡	☐; 12/08→; - Break Loisirs; → 04/14	24.3387-1731.5	240880	TRW - Halter	
			➡	☐; 12/08→; - Break Loisirs; → 04/14	24.3387-1732.5	240881	TRW - Halter	
2.0 HDi	120	06/09→10/14	⬅	☐; → 04/14	24.3571-9939.5	241036	ATE - Halter	
			⬅	☐; → 04/14	24.3571-9940.5	241037	ATE - Halter	
			➡	☐; + Break Loisirs; → 04/14	24.3387-1725.5	241131	TRW - Halter	
			➡	☐; + Break Loisirs; → 04/14	24.3387-1726.7	221004	TRW - Halter	
			➡	☐; außer Break Loisirs; → 04/14	24.3387-1731.5	240880	TRW - Halter	
			➡	☐; außer Break Loisirs; → 04/14	24.3387-1732.5	240881	TRW - Halter	
<b>Feder, Bremssattel</b>								
1.6 16V 1.6 16V 1.6 16V	103 110 128	09/07→10/14 09/07→10/14 03/08→10/14		Orga 11578→; → 04/14	2	11.8116-0356.1	390586	ATE
1.6 THP 16V 2.0 HDi 2.0 HDi	115 110 120	10/09→10/14 04/11→10/14 06/09→10/14		→ 04/14	2	11.8116-0356.1	390586	ATE
↓								























	kw					! #		
<b>PEUGEOT - 308 SW I (4E_, 4H_) 09/07→10/14</b>								
<b>Feder, Bremssattel</b>								
2.0 Bioflex	103	01/08→12/11		11578→11678		2	11.8116-0356.1 390586	ATE
			←	05/08→; →Orga 11577		2	11.8116-0351.1 390538	ATE
2.0 HDi	100	09/07→12/12		Orga 11578→		2	11.8116-0356.1 390586	ATE
			←	05/08→; →Orga 11577		2	11.8116-0351.1 390538	ATE
2.0 HDi	103	09/07→10/14		12/08→04/14		2	11.8116-0356.1 390586	ATE
<b>Führungshülsensatz, Bremssattel</b>								
1.6 16V	103	09/07→10/14	←	05/08→; →Orga 11577			11.0101-5704.2 260095	ATE
1.6 16V	110	09/07→10/14						
1.6 16V	128	03/08→10/14	←	Orga 11578→; →04/14			11.0101-5704.2 260095	ATE
1.6 THP 16V	115	10/09→10/14	←	→04/14			11.0101-5704.2 260095	ATE
2.0 HDi	110	04/11→10/14						
2.0 HDi	120	06/09→10/14						
2.0 Bioflex	103	01/08→12/11	←	05/08→; →Orga 11577			11.0101-5704.2 260095	ATE
			←	11578→11678			11.0101-5704.2 260095	ATE
2.0 HDi	100	09/07→12/12	←	Orga 11578→			11.0101-5704.2 260095	ATE
			←	05/08→; →Orga 11577			11.0101-5704.2 260095	ATE
2.0 HDi	103	09/07→10/14	←	12/08→04/14			11.0101-5704.2 260095	ATE
<b>Führungsbolzen, Bremssattel</b>								
1.6 16V	103	09/07→10/14		Orga 11578→; →04/14		2	11.8171-0008.1 990049	ATE
1.6 16V	110	09/07→10/14						
1.6 16V	128	03/08→10/14		05/08→; →Orga 11577		2	11.8171-0008.1 990049	ATE
1.6 THP 16V	115	10/09→10/14		→04/14		2	11.8171-0008.1 990049	ATE
2.0 HDi	110	04/11→10/14						
2.0 HDi	120	06/09→10/14						
2.0 Bioflex	103	01/08→12/11		11578→11678		2	11.8171-0008.1 990049	ATE
				05/08→; →Orga 11577		2	11.8171-0008.1 990049	ATE
2.0 HDi	100	09/07→12/12		05/08→; →Orga 11577		2	11.8171-0008.1 990049	ATE
				Orga 11578→		2	11.8171-0008.1 990049	ATE
2.0 HDi	103	09/07→10/14		12/08→04/14		2	11.8171-0008.1 990049	ATE
<b>Bremsschlauch</b>								
1.4 16V	70	09/07→10/14	←	↑; 05/08→04/14		2	24.5111-0435.3 331538	L= 425
1.6 16V	88	09/07→10/14						
1.6 16V	103	09/07→10/14	→	05/08→04/14		2	24.5246-0190.3 330697	L= 190
1.6 16V	110	09/07→10/14						
1.6 16V	128	03/08→10/14						
1.6 HDi	66	09/07→10/14						
1.6 HDi	80	09/07→10/14						
1.4 16V	72	12/09→10/14	←	↑; →04/14		2	24.5111-0435.3 331538	L= 425
1.6 Bioflex	82	03/09→10/14						
1.6 HDi	68	11/09→10/14	→	→04/14		2	24.5246-0190.3 330697	L= 190
1.6 HDi	82	12/09→10/14						
1.6 HDi	84	03/13→10/14						
1.6 THP 16V	115	10/09→10/14						
2.0 HDi	110	04/11→10/14						
2.0 HDi	120	06/09→10/14						
2.0 Bioflex	103	01/08→12/11	←	↑; 05/08→		2	24.5111-0435.3 331538	L= 425
2.0 HDi	100	09/07→12/12	→	05/08→		2	24.5246-0190.3 330697	L= 190
2.0 HDi	103	09/07→10/14	←	↑; 12/08→04/14		2	24.5111-0435.3 331538	L= 425
			→	12/08→04/14		2	24.5246-0190.3 330697	L= 190
<b>PEUGEOT - 308 SW II (LC_, LJ_, LR_, LX_, L4_) 03/14→</b>								
<b>Feder, Bremssattel</b>								
1.2 THP 110	81	03/14→	←	für Bremsscheibendurchmesser [mm]: 304		2	11.8116-0326.1 390471	ATE
1.2 THP 130	96	03/14→						
1.5 BlueHDi 100	75	04/18→	→	für Bremsscheibendurchmesser [mm]: 268 / 249; - eFSB		2	11.8116-0340.1 390595	ATE
1.5 BlueHDi 130	96	06/17→						
1.6 BlueHDi 100	73	04/14→						
1.6 BlueHDi 120	88	03/14→						
1.6 GT 205	151	02/15→						
1.6 HDi / BlueHDi 115	85	03/14→						
1.6 HDi 92	68	03/14→						
1.6 PureTech 225 (L45GGR)	165	01/18→						
1.6 THP 125	92	03/14→						
1.6 THP 155	115	03/14→						
2.0 BlueHDi 150	110	03/14→						
2.0 GT BlueHDi 180	130	06/17→						
2.0 GT HDi 180 / BlueHDi 180	133	06/14→						




















	kw			 	! #		
<b>PEUGEOT - 308 SW II (LC_, LJ_, LR_, LX_, L4_) 03/14→</b>							
<b>Führungshülzensatz, Bremsattel</b>							
1.2 THP 110	81	03/14→	←	für Bremsscheibendurchmesser [mm]: 304		11.0101-5407.2 260011	ATE
			→	08/14→; für Bremsscheibendurchmesser [mm]: 268; - eFSB		11.0101-5407.2 260011	ATE
			→	08/14→; für Bremsscheibendurchmesser [mm]: 249		11.0101-5407.2 260011	ATE
1.2 THP 130	96	03/14→	←	für Bremsscheibendurchmesser [mm]: 304		11.0101-5407.2 260011	ATE
1.6 BlueHDi 100	73	04/14→					
1.6 BlueHDi 120	88	03/14→	→	für Bremsscheibendurchmesser [mm]: 268; - eFSB		11.0101-5407.2 260011	ATE
1.6 GT 205	151	02/15→					
1.6 HDi / BlueHDi 115	85	03/14→	→	für Bremsscheibendurchmesser [mm]: 249		11.0101-5407.2 260011	ATE
1.6 HDi 92	68	03/14→					
1.6 THP 125	92	03/14→					
1.6 THP 155	115	03/14→					
2.0 BlueHDi 150	110	03/14→					
2.0 GT HDi 180 / BlueHDi 180	133	06/14→					
1.5 BlueHDi 100	75	04/18→	←	für Bremsscheibendurchmesser [mm]: 304		11.0101-5407.2 260011	ATE
1.5 BlueHDi 130	96	06/17→					
1.6 PureTech 225 (L45GGR)	165	01/18→	→	für Bremsscheibendurchmesser [mm]: 249 / 268; - eFSB		11.0101-5407.2 260011	ATE
2.0 GT BlueHDi 180	130	06/17→					
<b>Führungsbolzen, Bremsattel</b>							
1.2 THP 110	81	03/14→	←	08/14→; für Bremsscheibendurchmesser [mm]: 304	2	11.8171-0008.1 990049	ATE
			→	08/14→; für Bremsscheibendurchmesser [mm]: 249	2	11.8171-0008.1 990049	ATE
			→	08/14→; für Bremsscheibendurchmesser [mm]: 268; - eFSB	2	11.8171-0008.1 990049	ATE
1.2 THP 130	96	03/14→	←	für Bremsscheibendurchmesser [mm]: 304	2	11.8171-0008.1 990049	ATE
1.6 BlueHDi 100	73	04/14→					
1.6 BlueHDi 120	88	03/14→	→	für Bremsscheibendurchmesser [mm]: 249	2	11.8171-0008.1 990049	ATE
1.6 GT 205	151	02/15→					
1.6 HDi / BlueHDi 115	85	03/14→	→	für Bremsscheibendurchmesser [mm]: 268; - eFSB	2	11.8171-0008.1 990049	ATE
1.6 HDi 92	68	03/14→					
1.6 THP 125	92	03/14→					
1.6 THP 155	115	03/14→					
2.0 BlueHDi 150	110	03/14→					
1.5 BlueHDi 100	75	04/18→	←	für Bremsscheibendurchmesser [mm]: 304	2	11.8171-0008.1 990049	ATE
1.5 BlueHDi 130	96	06/17→					
1.6 PureTech 225 (L45GGR)	165	01/18→	→	für Bremsscheibendurchmesser [mm]: 249 / 268; - eFSB	2	11.8171-0008.1 990049	ATE
2.0 GT BlueHDi 180	130	06/17→					
2.0 GT HDi 180 / BlueHDi 180	133	06/14→	←	für Bremsscheibendurchmesser [mm]: 304	2	11.8171-0008.1 990049	ATE
			←	für Bremsscheibendurchmesser [mm]: 268; - eFSB	2	11.8171-0008.1 990049	ATE
			→	für Bremsscheibendurchmesser [mm]: 249	2	11.8171-0008.1 990049	ATE
<b>Dichtungssatz, Bremsattel</b>							
1.2 THP 110	81	03/14→	←	für Bremsscheibendurchmesser [mm]: 304		11.0441-6008.2 250038	ATE für Kolben-Ø [mm]: 60
1.2 THP 130	96	03/14→					
1.5 BlueHDi 100	75	04/18→					
1.5 BlueHDi 130	96	06/17→					
1.6 BlueHDi 100	73	04/14→					
1.6 BlueHDi 120	88	03/14→					
1.6 GT 205	151	02/15→					
1.6 HDi / BlueHDi 115	85	03/14→					
1.6 HDi 92	68	03/14→					
1.6 PureTech 225 (L45GGR)	165	01/18→					
1.6 THP 125	92	03/14→					
1.6 THP 155	115	03/14→					
2.0 BlueHDi 150	110	03/14→					
2.0 GT BlueHDi 180	130	06/17→					
2.0 GT HDi 180 / BlueHDi 180	133	06/14→					
<b>PEUGEOT - 405 II (4B) 01/92→12/99</b>							
<b> Bremsattel</b>							
1.9 TD	66	08/92→10/95	→	☐; 09/92→; + ABS		24.3384-1605.5 240295	TRW - Halter
			→	☐; 09/92→; + ABS		24.3384-1606.5 240296	TRW - Halter
↓							



	kw			 	! #		
<b>PEUGEOT - 405 II (4B) 01/92→12/99</b>							
 <b>Bremssattel</b>							
2.0 2.0 MI-16	89 112	08/92→10/95 08/92→10/95	➡ ➡	☐; 09/92→ ☐; 09/92→		24.3384-1605.5 240295 24.3384-1606.5 240296	TRW - Halter TRW - Halter
2.0 16V	110	06/94→10/95	➡ ➡	☐ ☐		24.3384-1605.5 240295 24.3384-1606.5 240296	TRW - Halter TRW - Halter
<b>Zubehörsatz, Bremssattel</b>							
1.8 1.9 D 1.9 TD 2.0 2.0 MI-16 2.0 X4	74 47 66 89 112 89	08/92→10/95 08/92→10/95 08/92→10/95 08/92→10/95 08/92→10/95 08/92→10/95	← ← ← ← ← ←	09/92→      		24.0101-3601.2 260044      	TRW      
1.9 D 2.0 16V	50 110	06/94→10/95 06/94→10/95	← ←	  		24.0101-3601.2 260044  	TRW  
 <b>Bremsschlauch</b>							
1.4 1.6 1.8 1.9 D	55 65 74 47	08/92→10/95 08/92→10/95 08/92→10/95 08/92→10/95	← ← ➡ ➡	09/92→  09/92→  	2 2	24.5118-0420.3 330444 24.5229-0181.3 330533	L= 420  L= 180
1.6	66	08/92→05/97	← ➡	09/92→ 10/95 09/92→ 10/95	2 2	24.5118-0420.3 330444 24.5229-0181.3 330533	L= 420 L= 180
1.9 D	50	06/94→10/95	← ➡	  	2 2	24.5118-0420.3 330444 24.5229-0181.3 330533	L= 420 L= 180
1.9 TD 2.0 2.0 MI-16	66 89 112	08/92→10/95 08/92→10/95 08/92→10/95	← ← ➡	09/92→  09/92→	2 2	24.5118-0420.3 330444 24.5111-0235.3 330477 24.5229-0181.3 330533	L= 420 L= 234 L= 180
2.0 16V	110	06/94→10/95	← ➡	  	2 2	24.5118-0420.3 330444 24.5111-0235.3 330477 24.5229-0181.3 330533	L= 420 L= 234 L= 180
2.0 T 16 X4	144	08/92→10/95	➡	07/93→; - ABS	2	24.5111-0235.3 330477	L= 234
2.0 X4	89	08/92→10/95	← ➡	09/92→ 09/92→; - ABS	2 2	24.5118-0420.3 330444 24.5111-0235.3 330477	L= 420 L= 234
<b>PEUGEOT - 405 II Break (4E) 08/92→10/98</b>							
 <b>Bremssattel</b>							
1.9 TD	66	08/92→10/96	➡ ➡	☐; 09/92→ 10/95; + ABS ☐; 09/92→ 10/95; + ABS		24.3384-1605.5 240295 24.3384-1606.5 240296	TRW - Halter TRW - Halter
2.0 2.0 4x4	89 144	08/92→10/96 08/92→12/95	➡ ➡	☐; 09/92→ 10/95 ☐; 09/92→ 10/95		24.3384-1605.5 240295 24.3384-1606.5 240296	TRW - Halter TRW - Halter
<b>Zubehörsatz, Bremssattel</b>							
1.8 1.9 D 1.9 TD 2.0 2.0 4x4 2.0 4x4	74 47 66 89 89 144	08/92→10/96 08/92→10/96 08/92→10/96 08/92→10/96 08/92→10/96 08/92→12/95	← ← ← ← ← ←	09/92→ 10/95      		24.0101-3601.2 260044      	TRW      
1.9 D	50	06/94→10/96	← ➡	→ 10/95 → 10/95		24.0101-3601.2 260044  	TRW  
 <b>Bremsschlauch</b>							
1.4 1.6 1.8 1.9 D	55 65 74 47	08/92→10/96 08/92→10/96 08/92→10/96 08/92→10/96	← ← ➡ ➡	09/92→ 10/95  09/92→ 10/95  	2 2	24.5118-0420.3 330444 24.5229-0181.3 330533	L= 420  L= 180
1.9 D	50	06/94→10/96	← ➡	→ 10/95 → 10/95	2 2	24.5118-0420.3 330444 24.5229-0181.3 330533	L= 420 L= 180
1.9 TD 2.0 2.0 4x4	66 89 144	08/92→10/96 08/92→10/96 08/92→12/95	← ← ➡	09/92→ 10/95  09/92→ 10/95	2 2	24.5118-0420.3 330444 24.5111-0235.3 330477 24.5229-0181.3 330533	L= 420 L= 234 L= 180
2.0 4x4	89	08/92→10/96	← ➡	09/92→ 10/95 09/92→ 10/95; - ABS	2 2	24.5118-0420.3 330444 24.5111-0235.3 330477	L= 420 L= 234

	kW			 	! #		
<b>PEUGEOT - 406 (8B) 08/95→01/05</b>							
<b> Bremssattel</b>							
1.6	65	11/95→05/04	←	☐; → 04/04		24.3571-1717.5 240227	TRW - Halter
1.8	66	05/97→05/04					
1.9 D	55	10/96→05/04	←	☐; → 04/04		24.3571-1718.5 240228	TRW - Halter
1.8 16V	81	11/95→10/00	←	☐		24.3571-1717.5 240227	TRW - Halter
			←	☐		24.3571-1718.5 240228	TRW - Halter
1.8 16V	85	10/00→05/04	←	☐		24.3571-1717.5 240227	TRW - Halter
1.8 BiFuel	85	09/00→05/04	←	☐		24.3571-1718.5 240228	TRW - Halter
			→	☐		24.3331-0037.5 240547	ATE - Halter
			→	☐		24.3331-0038.5 240548	ATE - Halter
1.9 TD	66	01/96→05/04	←	☐; → 04/04		24.3571-1715.5 240225	TRW - Halter
1.9 TD	68	01/96→05/04	←	☐; → 04/04		24.3571-1716.5 240226	TRW - Halter
2.0 16V	97	11/95→05/04	←	☐; → 04/04		24.3571-1715.5 240225	TRW - Halter
2.0 16V	100	08/00→06/04					
2.0 16V HPi	103	05/01→05/04	←	☐; → 04/04		24.3571-1716.5 240226	TRW - Halter
2.0 HDi 110	79	08/01→05/04	→	☐; → 04/04		24.3331-0037.5 240547	ATE - Halter
2.0 HDi 90	66	02/99→05/04	→	☐; → 04/04		24.3331-0038.5 240548	ATE - Halter
2.0 Turbo	108	04/96→05/04					
2.1 TD 12V	80	01/96→05/04					
2.2	116	07/00→05/04					
2.2 HDi	98	03/00→05/04					
3.0 24V	140	10/96→05/04					
3.0 V6	152	03/00→05/04					
2.0 16V	99	01/99→08/00	←	☐; 02/99→		24.3571-1715.5 240225	TRW - Halter
			←	☐; 02/99→		24.3571-1716.5 240226	TRW - Halter
			→	☐		24.3331-0037.5 240547	ATE - Halter
			→	☐		24.3331-0038.5 240548	ATE - Halter
2.0 HDi 110	80	06/98→08/01	←	☐; 02/99→		24.3571-1715.5 240225	TRW - Halter
			←	☐; 02/99→		24.3571-1716.5 240226	TRW - Halter
			→	☐; 02/99→		24.3331-0037.5 240547	ATE - Halter
			→	☐; 02/99→		24.3331-0038.5 240548	ATE - Halter
<b>Dichtungssatz, Bremssattel</b>							
1.8 16V	85	10/00→05/04				11.0441-3305.2 250006	ATE
1.8 BiFuel	85	09/00→05/04					
2.0 16V	99	01/99→08/00					
2.0 16V	97	11/95→05/04		→ 04/04		11.0441-3305.2 250006	ATE
2.0 16V	100	08/00→06/04					
2.0 16V HPi	103	05/01→05/04					
2.0 HDi 110	79	08/01→05/04					
2.0 HDi 90	66	02/99→05/04					
2.0 Turbo	108	04/96→05/04					
2.1 TD 12V	80	01/96→05/04					
2.2	116	07/00→05/04					
2.2 HDi	98	03/00→05/04					
3.0 24V	140	10/96→05/04					
3.0 V6	152	03/00→05/04					
2.0 HDi 110	80	06/98→08/01		02/99→		11.0441-3305.2 250006	ATE
<b> Bremsschlauch</b>							
1.6	65	11/95→05/04	←	☐; → 04/04; BOSCH		24.5130-0526.3 330584	L= 526
1.8	66	05/97→05/04					
1.9 D	55	10/96→05/04	←	☐; → 04/04; BOSCH		24.5130-0527.3 330585	L= 526
1.9 TD	66	01/96→05/04	→	→ 04/04	2	24.5228-0280.3 330532	L= 280
1.9 TD	68	01/96→05/04					
2.0 HDi 110	79	08/01→05/04					
2.0 HDi 90	66	02/99→05/04					
2.0 Turbo	108	04/96→05/04					
2.1 TD 12V	80	01/96→05/04					
2.2	116	07/00→05/04					
1.8 16V	81	11/95→10/00	←	☐; BOSCH		24.5130-0526.3 330584	L= 526
1.8 16V	85	10/00→05/04	←	☐; BOSCH		24.5130-0527.3 330585	L= 526
1.8 BiFuel	85	09/00→05/04	→		2	24.5228-0280.3 330532	L= 280
2.0 16V	97	11/95→05/04	←	Orga 08883→; → 04/04; + ABS	2	24.5111-0535.3 330684	L= 535
			←	☐; 08638→ 08882; + ABS		24.5130-0526.3 330584	L= 526
			←	☐; → 04/04; BOSCH		24.5130-0526.3 330584	L= 526
			←	☐; → 04/04; BOSCH		24.5130-0527.3 330585	L= 526
			←	☐; 08638→ 08882; + ABS		24.5130-0527.3 330585	L= 526
↓							

	kw			 	! #					
<b>PEUGEOT - 406 (8B) 08/95→01/05</b>										
 <b>Bremsschlauch</b>										
2.0 16V	97	11/95→05/04	→	→ 04/04	2	24.5228-0280.3 330532	L= 280			
2.0 16V	99	01/99→08/00	←	☐; Orga 08638→		24.5130-0526.3 330584	L= 526			
			←	☐; BOSCH		24.5130-0526.3 330584	L= 526			
			←	☐; BOSCH		24.5130-0527.3 330585	L= 526			
			←	☐; Orga 08638→		24.5130-0527.3 330585	L= 526			
			→		2	24.5228-0280.3 330532	L= 280			
2.0 16V	100	08/00→06/04	←	Orga 08883→; → 04/04; + ABS	2	24.5111-0535.3 330684	L= 535			
			←	☐; → 04/04; BOSCH		24.5130-0526.3 330584	L= 526			
			←	☐; → 04/04; BOSCH		24.5130-0527.3 330585	L= 526			
			→	→ 04/04	2	24.5228-0280.3 330532	L= 280			
2.0 16V HPi	103	05/01→05/04	←	→ 04/04; + ABS	2	24.5111-0535.3 330684	L= 535			
			←	☐; → 04/04; + ABS		24.5130-0526.3 330584	L= 526			
			←	☐; → 04/04; BOSCH		24.5130-0526.3 330584	L= 526			
			←	☐; → 04/04; + ABS		24.5130-0527.3 330585	L= 526			
			←	☐; → 04/04; BOSCH		24.5130-0527.3 330585	L= 526			
			→	→ 04/04	2	24.5228-0280.3 330532	L= 280			
2.0 HDI 110	80	06/98→08/01	←	☐; 02/99→; BOSCH		24.5130-0526.3 330584	L= 526			
			←	☐; 02/99→; BOSCH		24.5130-0527.3 330585	L= 526			
			→	02/99→	2	24.5228-0280.3 330532	L= 280			
2.2 HDi 3.0 24V 3.0 V6	98 140 152	03/00→05/04 10/96→05/04 03/00→05/04	←	Orga 08883→; → 04/04; + ABS	2	24.5111-0535.3 330684	L= 535			
			←	☐; 08338→ 08882; + ABS		24.5130-0526.3 330584	L= 526			
			←	☐; → 04/04; BOSCH		24.5130-0526.3 330584	L= 526			
			←	☐; → 04/04; BOSCH		24.5130-0527.3 330585	L= 526			
			←	☐; 08338→ 08882; + ABS		24.5130-0527.3 330585	L= 526			
			→	→ 04/04	2	24.5228-0280.3 330532	L= 280			
<b>PEUGEOT - 406 Break (8E/F) 10/96→10/04</b>										
 <b>Bremssattel</b>										
1.8 1.9 D	66 55	05/97→10/04 10/96→10/04	←	☐; → 04/04		24.3571-1717.5 240227	TRW - Halter			
1.8 16V	81	10/96→10/00	←	☐		24.3571-1717.5 240227	TRW - Halter			
			←	☐		24.3571-1718.5 240228	TRW - Halter			
1.8 16V	85	10/00→10/04	←	☐; → 04/04		24.3571-1717.5 240227	TRW - Halter			
			←	☐; → 04/04		24.3571-1718.5 240228	TRW - Halter			
			→	☐; → 04/04		24.3331-0037.5 240547	ATE - Halter			
			→	☐; → 04/04		24.3331-0038.5 240548	ATE - Halter			
1.9 TD	66	10/96→10/04	←	☐; → 04/04		24.3571-1715.5 240225	TRW - Halter			
			←	☐; → 04/04		24.3571-1716.5 240226	TRW - Halter			
2.0 16V 2.0 16V 2.0 16V HPi 2.0 HDi 110 2.0 HDi 90 2.0 Turbo 2.1 TD 12V 2.2 2.2 HDi 3.0 24V 3.0 V6	97 100 103 79 66 108 80 116 98 140 152	10/96→10/04 10/00→10/04 05/01→10/04 08/01→10/04 02/99→10/04 10/96→10/04 10/96→10/04 07/00→10/04 03/00→10/04 10/96→10/04 03/00→10/04	←	☐; → 04/04		24.3571-1715.5 240225	TRW - Halter			
			←	☐; → 04/04		24.3571-1716.5 240226	TRW - Halter			
			←	☐; → 04/04		24.3571-1716.5 240226	TRW - Halter			
			→	☐; → 04/04		24.3331-0037.5 240547	ATE - Halter			
			→	☐; → 04/04		24.3331-0038.5 240548	ATE - Halter			
			2.0 16V	99	01/99→10/00	←	☐		24.3571-1715.5 240225	TRW - Halter
						←	☐		24.3571-1716.5 240226	TRW - Halter
						→	☐		24.3331-0037.5 240547	ATE - Halter
						→	☐		24.3331-0038.5 240548	ATE - Halter
						←	☐		24.3331-0037.5 240547	ATE - Halter
2.0 HDI 110	80	02/99→04/04	←	☐; → 08/01		24.3571-1715.5 240225	TRW - Halter			
			←	☐; → 08/01		24.3571-1716.5 240226	TRW - Halter			
			→	☐; → 08/01		24.3331-0037.5 240547	ATE - Halter			
			→	☐; → 08/01		24.3331-0038.5 240548	ATE - Halter			

	kW				! #		
<b>PEUGEOT - 406 Break (8E/F) 10/96→10/04</b>							
<b>Dichtungssatz, Bremssattel</b>							
1.8 16V	85	10/00→10/04		→ 04/04		11.0441-3305.2 250006	ATE
2.0 16V	97	10/96→10/04					
2.0 16V	100	10/00→10/04					
2.0 16V HPi	103	05/01→10/04					
2.0 HDi 110	79	08/01→10/04					
2.0 HDi 90	66	02/99→10/04					
2.0 Turbo	108	10/96→10/04					
2.1 TD 12V	80	10/96→10/04					
2.2	116	07/00→10/04					
2.2 HDi	98	03/00→10/04					
3.0 24V	140	10/96→10/04					
3.0 V6	152	03/00→10/04					
2.0 16V	99	01/99→10/00				11.0441-3305.2 250006	ATE
2.0 HDi 110	80	02/99→04/04		→ 08/01		11.0441-3305.2 250006	ATE
<b> Bremsschlauch</b>							
1.8	66	05/97→10/04	←	☐; → 04/04		24.5130-0526.3 330584	L= 526
1.9 D	55	10/96→10/04	←	☐; → 04/04		24.5130-0527.3 330585	L= 526
1.9 TD	66	10/96→10/04	←	☐; → 04/04			
			→	→ 04/04	2	24.5228-0280.3 330532	L= 280
1.8 16V	81	10/96→10/00	←	☐		24.5130-0526.3 330584	L= 526
2.0 16V	99	01/99→10/00	←	☐		24.5130-0527.3 330585	L= 526
			→	→ 04/04	2	24.5228-0280.3 330532	L= 280
1.8 16V	85	10/00→10/04	←	Orga 08883→; → 04/04; + ABS	2	24.5111-0535.3 330684	L= 535
2.0 16V	97	10/96→10/04	←	☐; →Orga 08882; + ABS		24.5130-0526.3 330584	L= 526
2.0 Turbo	108	10/96→10/04	←	☐; → 04/04; - ABS		24.5130-0526.3 330584	L= 526
2.1 TD 12V	80	10/96→10/04	←	☐; → 04/04; - ABS		24.5130-0526.3 330584	L= 526
2.2	116	07/00→10/04	←	☐; →Orga 08882; + ABS		24.5130-0527.3 330585	L= 526
2.2 HDi	98	03/00→10/04	←	☐; → 04/04; - ABS		24.5130-0527.3 330585	L= 526
3.0 24V	140	10/96→10/04	←	☐; → 04/04	2	24.5228-0280.3 330532	L= 280
3.0 V6	152	03/00→10/04	←	☐; → 04/04	2	24.5111-0535.3 330684	L= 535
2.0 16V	100	10/00→10/04	←	☐; → 04/04; - ABS		24.5130-0526.3 330584	L= 526
			←	☐; →Orga 08882; + ABS		24.5130-0526.3 330584	L= 526
			←	☐; →Orga 08882; + ABS		24.5130-0527.3 330585	L= 526
			←	☐; → 04/04; - ABS		24.5130-0527.3 330585	L= 526
			→	→ 04/04	2	24.5228-0280.3 330532	L= 280
2.0 16V HPi	103	05/01→10/04	←	Orga 08883→; → 04/04; + ABS	2	24.5111-0535.3 330684	L= 535
			←	☐; → 04/04; - ABS		24.5130-0526.3 330584	L= 526
			←	☐; → 04/04; - ABS		24.5130-0527.3 330585	L= 526
			→	→ 04/04	2	24.5228-0280.3 330532	L= 280
2.0 HDi 110	79	08/01→10/04	←	Orga 08883→; → 04/04; - ABS	2	24.5111-0535.3 330684	L= 535
			←	☐; → 04/04; - ABS		24.5130-0526.3 330584	L= 526
			←	☐; → 04/04; - ABS		24.5130-0527.3 330585	L= 526
			→	→ 04/04	2	24.5228-0280.3 330532	L= 280
2.0 HDi 110	80	02/99→04/04	←	Orga 08883→; → 08/01; + ABS	2	24.5111-0535.3 330684	L= 535
			←	☐; → 08/01		24.5130-0526.3 330584	L= 526
			←	☐; → 08/01		24.5130-0527.3 330585	L= 526
			→	→ 08/01	2	24.5228-0280.3 330532	L= 280
2.0 HDi 90	66	02/99→10/04	←	Orga 08883→; → 04/04; - ABS	2	24.5111-0535.3 330684	L= 535
			←	☐; → 04/04; - ABS		24.5130-0526.3 330584	L= 526
			←	☐; →Orga 08882; - ABS		24.5130-0526.3 330584	L= 526
			←	☐; → 04/04; - ABS		24.5130-0527.3 330585	L= 526
			←	☐; →Orga 08882; - ABS		24.5130-0527.3 330585	L= 526
			→	→ 04/04	2	24.5228-0280.3 330532	L= 280
<b>PEUGEOT - 406 Coupe (8C) 03/97→02/05</b>							
<b> Bremssattel</b>							
2.0 16V	97	03/97→12/04	←	☐		24.3571-1715.5 240225	TRW - Halter
2.0 16V	99	01/99→10/00	←	☐		24.3571-1716.5 240226	TRW - Halter
2.0 16V	100	10/00→12/04	←	☐			
2.2	116	03/02→12/04	→	☐		24.3331-0037.5 240547	ATE - Halter
↓							

**PEUGEOT - 406 Coupe (8C) 03/97→02/05**

**Bremssattel**

2.0 16V	97	03/97→12/04	➔	☐		24.3331-0038.5	240548	ATE - Halter
2.0 16V	99	01/99→10/00						
2.0 16V	100	10/00→12/04						
2.2	116	03/02→12/04						
2.2 HDI	98	03/00→12/04	➔	☐; 06/02→		24.3571-1715.5	240225	TRW - Halter
			➔	☐; 06/02→		24.3571-1716.5	240226	TRW - Halter
			➔	☐		24.3331-0037.5	240547	ATE - Halter
			➔	☐		24.3331-0038.5	240548	ATE - Halter
3.0 V6	152	03/00→12/04	➔	☐		24.3331-0037.5	240547	ATE - Halter
3.0 V6 24V	140	03/97→12/04	➔	☐		24.3331-0038.5	240548	ATE - Halter

**Dichtungssatz, Bremssattel**

2.0 16V	97	03/97→12/04				11.0441-3305.2	250006	ATE
2.0 16V	99	01/99→10/00						
2.0 16V	100	10/00→12/04						
2.2	116	03/02→12/04						
2.2 HDI	98	03/00→12/04						
3.0 V6	152	03/00→12/04						
3.0 V6 24V	140	03/97→12/04						

**Bremsschlauch**










2.0 16V	97	03/97→12/04	➔		2	24.5228-0280.3	330532	L= 280
2.0 16V	99	01/99→10/00						
2.0 16V	100	10/00→12/04						
2.2	116	03/02→12/04						
2.2 HDI	98	03/00→12/04						
3.0 V6	152	03/00→12/04						
3.0 V6 24V	140	03/97→12/04						

**PEUGEOT - 407 (6D\_) 02/04→12/11**










**Bremssattel**



















































1.6 HDi 110	80	05/04→12/10	➔	☐		24.3571-1745.7	220689	TRW - Halter
2.0 16V	103	09/05→12/10	➔	☐		24.3571-1746.5	240706	TRW - Halter
2.0 Bioflex	103	09/07→02/11	➔	☐		24.3387-1707.5	240928	TRW - Halter
			➔	☐		24.3387-1708.5	240929	TRW - Halter
1.8	85	03/04→07/05	➔	☐		24.3571-1745.7	220689	TRW - Halter
2.0	100	03/04→07/05	➔	☐; 05/04→		24.3571-1746.5	240706	TRW - Halter
			➔	☐		24.3387-1707.5	240928	TRW - Halter
			➔	☐		24.3387-1708.5	240929	TRW - Halter
1.8 16V	92	08/05→12/10	➔	☐		24.3571-1745.7	220689	TRW - Halter
			➔	☐; 09/05→		24.3571-1746.5	240706	TRW - Halter
			➔	☐		24.3387-1707.5	240928	TRW - Halter
			➔	☐		24.3387-1708.5	240929	TRW - Halter
2.0 HDi	93	11/04→10/07	➔	☐; →Orga 11682		24.3571-1745.7	220689	TRW - Halter
2.0 HDi 135	100	05/04→10/10	➔	☐; →Orga 11682		24.3571-1746.5	240706	TRW - Halter
			➔	☐; Orga 11683→		24.3601-9731.5	241054	ATE - Halter
			➔	☐; Orga 11683→		24.3601-9732.5	241055	ATE - Halter
			➔	☐		24.3387-1707.5	240928	TRW - Halter
			➔	☐		24.3387-1708.5	240929	TRW - Halter
2.0 HDi	103	06/09→12/10	➔	☐		24.3571-1745.7	220689	TRW - Halter
			➔	☐		24.3601-9731.5	241054	ATE - Halter
			➔	☐		24.3571-1746.5	240706	TRW - Halter
			➔	☐		24.3601-9732.5	241055	ATE - Halter
			➔	☐		24.3387-1707.5	240928	TRW - Halter
			➔	☐		24.3387-1708.5	240929	TRW - Halter
2.0 HDi	120	06/09→12/10	➔	☐		24.3601-9731.5	241054	ATE - Halter
			➔	☐		24.3601-9732.5	241055	ATE - Halter
			➔	☐		24.3387-1707.5	240928	TRW - Halter
			➔	☐		24.3387-1708.5	240929	TRW - Halter
2.2	116	03/04→10/06	➔	☐		24.3451-1719.5	240916	TRW - Halter
2.2 16V	120	08/05→12/10	➔	☐		24.3451-1720.5	240917	TRW - Halter
2.2 HDi 170	125	03/06→12/10	➔	☐				
↓								






































































	kW			 	! #		
<b>PEUGEOT - 407 (6D_) 02/04→12/11</b>							
<b> Bremssattel</b>							
2.7 HDi	150	10/05→12/10	→	<input type="checkbox"/>		24.3387-1707.5 240928	TRW - Halter
			→	<input type="checkbox"/>		24.3387-1708.5 240929	TRW - Halter
2.2 HDi	120	03/06→12/10	←	<input type="checkbox"/> ; 06/08→		24.3451-1719.5 240916	TRW - Halter
			←	<input type="checkbox"/>		24.3451-1720.5 240917	TRW - Halter
			→	<input type="checkbox"/>		24.3387-1707.5 240928	TRW - Halter
			→	<input type="checkbox"/>		24.3387-1708.5 240929	TRW - Halter
3.0	155	03/04→12/10	←	<input type="checkbox"/> ; →Orga 12410		24.3451-1719.5 240916	TRW - Halter
			←	<input type="checkbox"/> ; →Orga 12410		24.3451-1720.5 240917	TRW - Halter
			←	<input type="checkbox"/> ; Orga 12411→		24.3601-9883.5 240964	ATE - Halter
			←	<input type="checkbox"/> ; Orga 12411→		24.3601-9884.5 240965	ATE - Halter
			→	<input type="checkbox"/>		24.3387-1707.5 240928	TRW - Halter
			→	<input type="checkbox"/>		24.3387-1708.5 240929	TRW - Halter
<b>Feder, Bremssattel</b>							
2.0 HDi	93	11/04→10/07		Orga 11683→	2	11.8116-0356.1 390586	ATE
2.0 HDi 135	100	05/04→10/10					
2.0 HDi	103	06/09→12/10			2	11.8116-0356.1 390586	ATE
2.0 HDi	120	06/09→12/10					
<b>Führungshülzensatz, Bremssattel</b>							
2.0 HDi	93	11/04→10/07	←	Orga 11683→		11.0101-5407.2 260011	ATE
2.0 HDi 135	100	05/04→10/10					
2.0 HDi	103	06/09→12/10	←			11.0101-5407.2 260011	ATE
2.0 HDi	120	06/09→12/10					
3.0	155	03/04→12/10	←	Orga 12411→		11.0101-5407.2 260011	ATE
<b>Dichtungssatz, Bremssattel</b>							
2.0 HDi	93	11/04→10/07		Orga 11683→		11.0441-6008.2 250038	ATE für Kolben-Ø [mm]: 60
2.0 HDi 135	100	05/04→10/10					
2.0 HDi	103	06/09→12/10				11.0441-6008.2 250038	ATE für Kolben-Ø [mm]: 60
2.0 HDi	120	06/09→12/10					
3.0	155	03/04→12/10		Orga 12411→		11.0441-6008.2 250038	ATE für Kolben-Ø [mm]: 60
<b>Zubehörsatz, Bremssattel</b>							
1.6 HDi 110	80	05/04→12/10	←			24.0101-3802.2 260100	TRW
1.8	85	03/04→07/05					
1.8 16V	92	08/05→12/10	→			24.0101-3803.2 260101	TRW
2.0	100	03/04→07/05					
2.0 16V	103	09/05→12/10					
2.0 Bioflex	103	09/07→02/11					
2.0 HDi	103	06/09→12/10					
2.2	116	03/04→10/06					
2.2 16V	120	08/05→12/10					
2.2 HDi	120	03/06→12/10					
2.2 HDi 170	125	03/06→12/10					
2.7 HDi	150	10/05→12/10					
2.0 HDi	93	11/04→10/07	←	→Orga 11682		24.0101-3802.2 260100	TRW
2.0 HDi 135	100	05/04→10/10	→			24.0101-3803.2 260101	TRW
2.0 HDi	120	06/09→12/10	→			24.0101-3803.2 260101	TRW
3.0	155	03/04→12/10	←	→Orga 12410		24.0101-3802.2 260100	TRW
			→			24.0101-3803.2 260101	TRW
<b> Bremsschlauch</b>							
1.6 HDi 110	80	05/04→12/10	←	<input type="checkbox"/> ; Orga 11126→		24.5161-0313.3 331219	L= 310 L2= 275 mit Rohrleitung
1.8	85	03/04→07/05					
2.0	100	03/04→07/05	←	<input type="checkbox"/> ; Orga 11126→		24.5161-0314.3 331220	L= 310 L2= 275 mit Rohrleitung
2.0 HDi	93	11/04→10/07	←	<input type="checkbox"/> ; 10332→ 11125		24.5161-0315.3 331186	L= 310 L2= 275 mit Rohrleitung
2.0 HDi 135	100	05/04→10/10					
2.2	116	03/04→10/06	←	<input type="checkbox"/> ; 10332→ 11125		24.5161-0316.3 331187	L= 310 L2= 275 mit Rohrleitung
3.0	155	03/04→12/10	→	<input type="checkbox"/> ; →Orga 11710		24.5151-0583.3 331019	L= 583,5
			→	<input type="checkbox"/> ; →Orga 11710		24.5151-0584.3 331020	L= 583,5
			→	<input type="checkbox"/> ; Orga 11711→		24.5151-0638.3 331141	L= 638
			→	<input type="checkbox"/> ; Orga 11711→		24.5151-0639.3 331142	L= 638
1.8 16V	92	08/05→12/10	←	<input type="checkbox"/> ; Orga 11126→		24.5161-0313.3 331219	L= 310 L2= 275 mit Rohrleitung
2.0 16V	103	09/05→12/10					
2.2 16V	120	08/05→12/10	←	<input type="checkbox"/> ; Orga 11126→		24.5161-0314.3 331220	L= 310 L2= 275 mit Rohrleitung
2.2 HDi 170	125	03/06→12/10	←	<input type="checkbox"/> ; →Orga 11125		24.5161-0315.3 331186	L= 310 L2= 275 mit Rohrleitung































	kw			 	! #			
<b>PEUGEOT - 407 (6D_) 02/04→12/11</b>								
 <b>Bremsschlauch</b>								
2.7 HDi	150	10/05→12/10	←	☐; →Orga 11125	24.5161-0316.3	331187	L= 310 L2= 275 mit Rohrleitung	
			→	☐; →Orga 11710	24.5151-0583.3	331019	L= 583,5	
			→	☐; →Orga 11710	24.5151-0584.3	331020	L= 583,5	
			→	☐; Orga 11711→	24.5151-0638.3	331141	L= 638	
			→	☐; Orga 11711→	24.5151-0639.3	331142	L= 638	
2.0 Bioflex	103	09/07→02/11	←	☐	24.5161-0313.3	331219	L= 310 L2= 275 mit Rohrleitung	
			←	☐	24.5161-0314.3	331220	L= 310 L2= 275 mit Rohrleitung	
			→	☐; →Orga 11101	24.5151-0638.3	331141	L= 638	
			→	☐; →Orga 11101	24.5151-0639.3	331142	L= 638	
2.0 HDi 2.2 HDi	103 120	06/09→12/10 03/06→12/10	←	☐	24.5161-0313.3	331219	L= 310 L2= 275 mit Rohrleitung	
			←	☐	24.5161-0314.3	331220	L= 310 L2= 275 mit Rohrleitung	
			→	☐; →Orga 11710	24.5151-0583.3	331019	L= 583,5	
			→	☐; →Orga 11710	24.5151-0584.3	331020	L= 583,5	
			→	☐; Orga 11711→	24.5151-0638.3	331141	L= 638	
2.0 HDi	120	06/09→12/10	→	☐; Orga 11711→	24.5151-0639.3	331142	L= 638	
			←	☐	24.5161-0313.3	331219	L= 310 L2= 275 mit Rohrleitung	
			←	☐	24.5161-0314.3	331220	L= 310 L2= 275 mit Rohrleitung	
			→	☐	24.5151-0638.3	331141	L= 638	
2.0 HDi	120	06/09→12/10	→	☐	24.5151-0639.3	331142	L= 638	
			←	☐	24.5161-0313.3	331219	L= 310 L2= 275 mit Rohrleitung	
			←	☐	24.5161-0314.3	331220	L= 310 L2= 275 mit Rohrleitung	
			→	☐	24.5151-0638.3	331141	L= 638	
<b>PEUGEOT - 407 Coupe (6C_) 10/05→</b>								
 <b>Bremssattel</b>								
2.0 HDi	100	10/05→	←	☐; 07/07→ 12/11	24.3451-1719.5	240916	TRW - Halter	
			←	☐; 07/07→ 12/11	24.3451-1720.5	240917	TRW - Halter	
			→	☐; 07/07→ 12/11	24.3387-1707.5	240928	TRW - Halter	
			→	☐; 07/07→ 12/11	24.3387-1708.5	240929	TRW - Halter	
2.0 HDi	120	06/09→	←	☐; → 12/11	24.3601-9731.5	241054	ATE - Halter	
			←	☐; → 12/11	24.3601-9732.5	241055	ATE - Halter	
			→	☐; → 12/11	24.3387-1707.5	240928	TRW - Halter	
			→	☐; → 12/11	24.3387-1708.5	240929	TRW - Halter	
2.2 16V 2.7 HDi	120 150	10/05→ 10/05→	←	☐; → 12/11	24.3451-1719.5	240916	TRW - Halter	
			←	☐; → 12/11	24.3451-1720.5	240917	TRW - Halter	
			→	☐; → 12/11	24.3387-1707.5	240928	TRW - Halter	
			→	☐; → 12/11	24.3387-1708.5	240929	TRW - Halter	
3.0 HDi	177	06/09→	←	☐; → 12/11	24.3601-9883.5	240964	ATE - Halter	
			←	☐; → 12/11	24.3601-9884.5	240965	ATE - Halter	
			→	☐; → 12/11	24.3387-1707.5	240928	TRW - Halter	
			→	☐; → 12/11	24.3387-1708.5	240929	TRW - Halter	
3.0 V6	155	10/05→	←	☐; →Orga 12410	24.3451-1719.5	240916	TRW - Halter	
			←	☐; →Orga 12410	24.3451-1720.5	240917	TRW - Halter	
			←	☐; Orga 12411→; → 12/11	24.3601-9883.5	240964	ATE - Halter	
			←	☐; Orga 12411→; → 12/11	24.3601-9884.5	240965	ATE - Halter	
			→	☐; → 12/11	24.3387-1707.5	240928	TRW - Halter	
			→	☐; → 12/11	24.3387-1708.5	240929	TRW - Halter	
<b>Feder, Bremssattel</b>								
2.0 HDi	120	06/09→		→ 12/11	2	11.8116-0356.1	390586	ATE
<b>Führungshülsensatz, Bremssattel</b>								
2.0 HDi 3.0 HDi	120 177	06/09→ 06/09→	←	→ 12/11		11.0101-5407.2	260011	ATE
3.0 V6	155	10/05→	←	Orga 12411→; → 12/11		11.0101-5407.2	260011	ATE
<b>Dichtungssatz, Bremssattel</b>								
2.0 HDi 3.0 HDi	120 177	06/09→ 06/09→		→ 12/11		11.0441-6008.2	250038	ATE für Kolben-Ø [mm]: 60
↓								

	kw			 	! #		
<b>PEUGEOT - 407 Coupe (6C_) 10/05→</b>							
<b>Dichtungssatz, Bremssattel</b>							
3.0 V6	155	10/05→		Orga 12411→; → 12/11		11.0441-6008.2 250038	ATE für Kolben-Ø [mm]: 60
<b>Zubehörsatz, Bremssattel</b>							
2.0 HDi	100	10/05→	←	07/07→ 12/11		24.0101-3802.2 260100	TRW
			→	07/07→ 12/11		24.0101-3803.2 260101	TRW
2.0 HDi	120	06/09→	→	→ 12/11		24.0101-3803.2 260101	TRW
3.0 HDi	177	06/09→	→	→ 12/11		24.0101-3803.2 260101	TRW
2.2 16V	120	10/05→	←	→ 12/11		24.0101-3802.2 260100	TRW
			→	→ 12/11		24.0101-3803.2 260101	TRW
2.7 HDi	150	10/05→	←	→ 12/11		24.0101-3802.2 260100	TRW
			→	→ 12/11		24.0101-3803.2 260101	TRW
3.0 V6	155	10/05→	←	→Orga 12410		24.0101-3802.2 260100	TRW
			→	→ 12/11		24.0101-3803.2 260101	TRW
<b> Bremsschlauch</b>							
2.0 HDi	100	10/05→	←	 ; 07/07→ 12/11		24.5161-0313.3 331219	L= 310 L2= 275 mit Rohrleitung
			←	 ; 07/07→ 12/11		24.5161-0314.3 331220	L= 310 L2= 275 mit Rohrleitung
			→	 ; 07/07→; →Orga 11710		24.5151-0583.3 331019	L= 583,5
			→	 ; 07/07→; →Orga 11710		24.5151-0584.3 331020	L= 583,5
			→	 ; → 12/11; Orga 11711→		24.5151-0638.3 331141	L= 638
			→	 ; → 12/11; Orga 11711→		24.5151-0639.3 331142	L= 638
2.0 HDi	120	06/09→	←	 ; → 12/11		24.5161-0313.3 331219	L= 310 L2= 275 mit Rohrleitung
			←	 ; → 12/11		24.5161-0314.3 331220	L= 310 L2= 275 mit Rohrleitung
			→	 ; → 12/11		24.5151-0638.3 331141	L= 638
			→	 ; → 12/11		24.5151-0639.3 331142	L= 638
2.2 16V	120	10/05→	←	 ; Orga 11126→; → 12/11		24.5161-0313.3 331219	L= 310 L2= 275 mit Rohrleitung
			←	 ; Orga 11126→; → 12/11		24.5161-0314.3 331220	L= 310 L2= 275 mit Rohrleitung
			←	 ; →Orga 11125		24.5161-0315.3 331186	L= 310 L2= 275 mit Rohrleitung
			←	 ; →Orga 11125		24.5161-0316.3 331187	L= 310 L2= 275 mit Rohrleitung
			→	 ; →Orga 11710		24.5151-0583.3 331019	L= 583,5
			→	 ; →Orga 11710		24.5151-0584.3 331020	L= 583,5
			→	 ; → 12/11; Orga 11711→		24.5151-0638.3 331141	L= 638
			→	 ; → 12/11; Orga 11711→		24.5151-0639.3 331142	L= 638
3.0 HDi	177	06/09→	←	 ; → 12/11		24.5161-0775.3 331412	L= 775 L1= 310 L2= 220
			←	 ; → 12/11		24.5161-0776.3 331413	L= 775 L1= 310 L2= 220
			→	 ; → 12/11		24.5151-0638.3 331141	L= 638
			→	 ; → 12/11		24.5151-0639.3 331142	L= 638
3.0 V6	155	10/05→	←	 ; Orga 11126→; → 12/11		24.5161-0313.3 331219	L= 310 L2= 275 mit Rohrleitung
			←	 ; Orga 11126→; → 12/11		24.5161-0314.3 331220	L= 310 L2= 275 mit Rohrleitung
			←	 ; →Orga 11125		24.5161-0315.3 331186	L= 310 L2= 275 mit Rohrleitung
			←	 ; →Orga 11125		24.5161-0316.3 331187	L= 310 L2= 275 mit Rohrleitung
			→	 ; →Orga 11710		24.5151-0583.3 331019	L= 583,5
			→	 ; →Orga 11710		24.5151-0584.3 331020	L= 583,5
			→	 ; → 12/11; Orga 11711→		24.5151-0638.3 331141	L= 638
			→	 ; → 12/11; Orga 11711→		24.5151-0639.3 331142	L= 638
			→	 ; → 12/11; Orga 11711→		24.5151-0638.3 331141	L= 638
			→	 ; → 12/11; Orga 11711→		24.5151-0639.3 331142	L= 638
<b>PEUGEOT - 407 SW (6E_) 05/04→12/11</b>							
<b> Bremssattel</b>							
1.6 HDi 110	80	05/04→12/10	←			24.3571-1745.7 220689	TRW - Halter
1.8	85	05/04→07/05	←			24.3571-1746.5 240706	TRW - Halter
2.0	100	05/04→07/05	←			24.3571-1746.5 240706	TRW - Halter
2.0 Bioflex	103	01/08→12/10	→			24.3387-1707.5 240928	TRW - Halter
2.0 Flex	103	10/05→02/11	→			24.3387-1708.5 240929	TRW - Halter
1.8 16V	92	08/05→12/10	←			24.3571-1745.7 220689	TRW - Halter
			←	 ; 09/05→		24.3571-1746.5 240706	TRW - Halter
			→			24.3387-1707.5 240928	TRW - Halter
2.0 16V	103	08/05→12/10	→			24.3387-1707.5 240928	TRW - Halter
↓							









	kw			 	! #		
<b>PEUGEOT - 407 SW (6E_) 05/04→12/11</b>							
<b> Bremssattel</b>							
1.8 16V	92	08/05→12/10	➔	☐		24.3387-1708.5 240929	TRW - Halter
2.0 16V	103	08/05→12/10					
2.0 HDi	103	08/08→12/10	➔	☐		24.3571-1745.7 220689	TRW - Halter
			➔	☐		24.3601-9731.5 241054	ATE - Halter
			➔	☐		24.3571-1746.5 240706	TRW - Halter
			➔	☐		24.3601-9732.5 241055	ATE - Halter
			➔	☐		24.3387-1707.5 240928	TRW - Halter
2.0 HDi	120	06/09→12/10	➔	☐		24.3387-1708.5 240929	TRW - Halter
			➔	☐		24.3601-9731.5 241054	ATE - Halter
			➔	☐		24.3601-9732.5 241055	ATE - Halter
			➔	☐		24.3387-1707.5 240928	TRW - Halter
2.0 HDi 135	100	07/04→12/10	➔	☐; →Orga 11682		24.3601-9731.5 241054	ATE - Halter
			➔	☐; →Orga 11682		24.3571-1746.5 240706	TRW - Halter
			➔	☐; Orga 11683→		24.3601-9731.5 241054	ATE - Halter
			➔	☐; Orga 11683→		24.3601-9732.5 241055	ATE - Halter
			➔	☐		24.3387-1707.5 240928	TRW - Halter
			➔	☐		24.3387-1708.5 240929	TRW - Halter
2.2 2.2 16V 2.2 HDi 2.2 HDi 170 2.7 HDi	116	05/04→07/05	➔	☐		24.3451-1719.5 240916	TRW - Halter
	120	08/05→12/10					
	120	06/08→12/10	➔	☐		24.3451-1720.5 240917	TRW - Halter
	125	03/06→12/10	➔	☐		24.3387-1707.5 240928	TRW - Halter
	150	10/05→12/10	➔	☐		24.3387-1708.5 240929	TRW - Halter
3.0	155	05/04→12/10	➔	☐; →Orga 12410		24.3451-1719.5 240916	TRW - Halter
			➔	☐; →Orga 12410		24.3451-1720.5 240917	TRW - Halter
			➔	☐; Orga 12411→		24.3601-9883.5 240964	ATE - Halter
			➔	☐; Orga 12411→		24.3601-9884.5 240965	ATE - Halter
			➔	☐		24.3387-1707.5 240928	TRW - Halter
			➔	☐		24.3387-1708.5 240929	TRW - Halter
<b>Feder, Bremssattel</b>							
2.0 HDi	103	08/08→12/10			2	11.8116-0356.1 390586	ATE
2.0 HDi	120	06/09→12/10					
2.0 HDi 135	100	07/04→12/10		Orga 11683→	2	11.8116-0356.1 390586	ATE
<b>Führungshülzensatz, Bremssattel</b>							
2.0 HDi	103	08/08→12/10	➔			11.0101-5407.2 260011	ATE
2.0 HDi	120	06/09→12/10					
2.0 HDi 135	100	07/04→12/10	➔	Orga 11683→		11.0101-5407.2 260011	ATE
3.0	155	05/04→12/10	➔	Orga 12411→		11.0101-5407.2 260011	ATE
<b>Dichtungssatz, Bremssattel</b>							
2.0 HDi	103	08/08→12/10				11.0441-6008.2 250038	ATE für Kolben-Ø [mm]: 60
2.0 HDi	120	06/09→12/10					
2.0 HDi 135	100	07/04→12/10		Orga 11683→		11.0441-6008.2 250038	ATE für Kolben-Ø [mm]: 60
3.0	155	05/04→12/10		Orga 12411→		11.0441-6008.2 250038	ATE für Kolben-Ø [mm]: 60
<b>Zubehörsatz, Bremssattel</b>							
1.6 HDi 110	80	05/04→12/10	➔			24.0101-3802.2 260100	TRW
1.8	85	05/04→07/05					
1.8 16V	92	08/05→12/10	➔			24.0101-3803.2 260101	TRW
2.0	100	05/04→07/05					
2.0 16V	103	08/05→12/10					
2.0 Bioflex	103	01/08→12/10					
2.0 Flex	103	10/05→02/11					
2.0 HDi	103	08/08→12/10					
2.2	116	05/04→07/05					
2.2 16V	120	08/05→12/10					
2.2 HDi	120	06/08→12/10					
2.2 HDi 170	125	03/06→12/10					
2.7 HDi	150	10/05→12/10					
2.0 HDi	120	06/09→12/10	➔			24.0101-3803.2 260101	TRW
2.0 HDi 135	100	07/04→12/10	➔	→Orga 11682		24.0101-3802.2 260100	TRW
			➔			24.0101-3803.2 260101	TRW
↓							

	kW			 	! #		
<b>PEUGEOT - 407 SW (6E_) 05/04→12/11</b>							
<b>Zubehörsatz, Bremssattel</b>							
3.0	155	05/04→12/10	←	→Orga 12410		24.0101-3802.2 260100	TRW
			→			24.0101-3803.2 260101	TRW
<b> Bremsschlauch</b>							
1.6 HDi 110	80	05/04→12/10	←	 ; Orga 11126→		24.5161-0313.3 331219	L= 310 L2= 275 mit Rohrleitung
1.8	85	05/04→07/05	←	 ; Orga 11126→		24.5161-0314.3 331220	L= 310 L2= 275 mit Rohrleitung
2.0	100	05/04→07/05	←	 ; Orga 11126→		24.5161-0314.3 331220	L= 310 L2= 275 mit Rohrleitung
2.0 HDi 135	100	07/04→12/10	←	 ; 10332→ 11125		24.5161-0315.3 331186	L= 310 L2= 275 mit Rohrleitung
2.2	116	05/04→07/05	←	 ; 10332→ 11125		24.5161-0316.3 331187	L= 310 L2= 275 mit Rohrleitung
3.0	155	05/04→12/10	←	 ; 10332→ 11125		24.5161-0316.3 331187	L= 310 L2= 275 mit Rohrleitung
			→	 ; →Orga 11710		24.5151-0583.3 331019	L= 583,5
			→	 ; →Orga 11710		24.5151-0584.3 331020	L= 583,5
			→	 ; Orga 11711→		24.5151-0638.3 331141	L= 638
			→	 ; Orga 11711→		24.5151-0639.3 331142	L= 638
1.8 16V	92	08/05→12/10	←	 ; Orga 11126→		24.5161-0313.3 331219	L= 310 L2= 275 mit Rohrleitung
2.0 16V	103	08/05→12/10	←	 ; Orga 11126→		24.5161-0314.3 331220	L= 310 L2= 275 mit Rohrleitung
2.0 Flex	103	10/05→02/11	←	 ; Orga 11126→		24.5161-0314.3 331220	L= 310 L2= 275 mit Rohrleitung
2.2 16V	120	08/05→12/10	←	 ; →Orga 11125		24.5161-0315.3 331186	L= 310 L2= 275 mit Rohrleitung
2.2 HDi 170	125	03/06→12/10	←	 ; →Orga 11125		24.5161-0316.3 331187	L= 310 L2= 275 mit Rohrleitung
2.7 HDi	150	10/05→12/10	←	 ; →Orga 11125		24.5161-0316.3 331187	L= 310 L2= 275 mit Rohrleitung
			→	 ; →Orga 11710		24.5151-0583.3 331019	L= 583,5
			→	 ; →Orga 11710		24.5151-0584.3 331020	L= 583,5
			→	 ; Orga 11711→		24.5151-0638.3 331141	L= 638
			→	 ; Orga 11711→		24.5151-0639.3 331142	L= 638
2.0 Bioflex	103	01/08→12/10	←	 ; →Orga 11101		24.5161-0313.3 331219	L= 310 L2= 275 mit Rohrleitung
			←	 ; →Orga 11101		24.5161-0314.3 331220	L= 310 L2= 275 mit Rohrleitung
			→	 ; →Orga 11101		24.5151-0638.3 331141	L= 638
			→	 ; →Orga 11101		24.5151-0639.3 331142	L= 638
2.0 HDi	103	08/08→12/10	←	 ; →Orga 11710		24.5161-0313.3 331219	L= 310 L2= 275 mit Rohrleitung
2.2 HDi	120	06/08→12/10	←	 ; →Orga 11710		24.5161-0314.3 331220	L= 310 L2= 275 mit Rohrleitung
			→	 ; →Orga 11710		24.5151-0583.3 331019	L= 583,5
			→	 ; →Orga 11710		24.5151-0584.3 331020	L= 583,5
			→	 ; Orga 11711→		24.5151-0638.3 331141	L= 638
			→	 ; Orga 11711→		24.5151-0639.3 331142	L= 638
2.0 HDi	120	06/09→12/10	←	 ; →Orga 11710		24.5161-0313.3 331219	L= 310 L2= 275 mit Rohrleitung
			←	 ; →Orga 11710		24.5161-0314.3 331220	L= 310 L2= 275 mit Rohrleitung
			→	 ; Orga 11711→		24.5151-0638.3 331141	L= 638
			→	 ; Orga 11711→		24.5151-0639.3 331142	L= 638
<b>PEUGEOT - 505 (551A) 05/79→10/96</b>							
<b>Dichtungssatz, Bremssattel</b>							
2.0	72	09/85→09/95	←	→ 11/87		11.0441-5401.2 250027	ATE
<b> Bremsschlauch</b>							
2.0	72	09/85→09/95	←	→ 11/87	2	24.5112-0381.3 330711	L= 380
			→	→ 10/86	2	24.5228-0216.3 330908	L= 215
<b>PEUGEOT - 508 I (8D_) 11/10→12/18</b>							
<b> Bremssattel</b>							
1.6 BlueHDi 120	88	03/14→12/18	←	 ; für Bremsscheibendurchmesser [mm]: 340; für Bremsscheibendicke [mm]: 30		24.3601-9883.5 240964	ATE - Halter
1.6 HDi	82	11/10→12/18	←	 ; für Bremsscheibendurchmesser [mm]: 340; für Bremsscheibendicke [mm]: 30		24.3601-9884.5 240965	ATE - Halter
1.6 HDi	84	02/12→12/18	←	 ; für Bremsscheibendurchmesser [mm]: 340; für Bremsscheibendicke [mm]: 30		24.3601-9884.5 240965	ATE - Halter
1.6 HDi	85	09/14→12/18	←	 ; für Bremsscheibendurchmesser [mm]: 340; für Bremsscheibendicke [mm]: 30		24.3601-9884.5 240965	ATE - Halter
1.6 THP	110	11/10→12/18	←	 ; für Bremsscheibendurchmesser [mm]: 340; für Bremsscheibendicke [mm]: 30		24.3601-9884.5 240965	ATE - Halter
1.6 THP	115	11/10→12/18	←	 ; für Bremsscheibendurchmesser [mm]: 340; für Bremsscheibendicke [mm]: 30		24.3601-9884.5 240965	ATE - Halter
1.6 THP	120	01/12→12/18	←	 ; für Bremsscheibendurchmesser [mm]: 340; für Bremsscheibendicke [mm]: 30		24.3601-9884.5 240965	ATE - Halter
1.6 THP	121	09/11→12/18	→	 ; für Bremsscheibendurchmesser [mm]: 340; für Bremsscheibendicke [mm]: 30		24.3387-7089.5 241015	ATE - Halter
1.6 VTi	85	11/10→12/18	→	 ; für Bremsscheibendurchmesser [mm]: 340; für Bremsscheibendicke [mm]: 30		24.3387-7090.5 241016	ATE - Halter
1.6 VTi	88	11/10→12/18	→	 ; für Bremsscheibendurchmesser [mm]: 340; für Bremsscheibendicke [mm]: 30		24.3387-7090.5 241016	ATE - Halter
2.0 BlueHDi 150	110	04/14→12/18	→	 ; für Bremsscheibendurchmesser [mm]: 340; für Bremsscheibendicke [mm]: 30		24.3387-7090.5 241016	ATE - Halter
2.0 BlueHDi 180	133	04/14→12/18	→	 ; für Bremsscheibendurchmesser [mm]: 340; für Bremsscheibendicke [mm]: 30		24.3387-7090.5 241016	ATE - Halter
2.0 HDi	100	11/10→12/18	→	 ; für Bremsscheibendurchmesser [mm]: 340; für Bremsscheibendicke [mm]: 30		24.3387-7090.5 241016	ATE - Halter
2.0 HDi	103	11/10→12/18	→	 ; für Bremsscheibendurchmesser [mm]: 340; für Bremsscheibendicke [mm]: 30		24.3387-7090.5 241016	ATE - Halter
2.0 HDi	120	11/10→12/18	→	 ; für Bremsscheibendurchmesser [mm]: 340; für Bremsscheibendicke [mm]: 30		24.3387-7090.5 241016	ATE - Halter
↓							








	kw			 	! #						
<b>PEUGEOT - 508 I (8D_) 11/10→12/18</b>											
<b> Bremssattel</b>											
2.2 HDi	150	11/10→12/18	←	 ; für Bremsscheibendurchmesser [mm]: 340; für Bremsscheibendicke [mm]: 30	2	24.3601-9883.5	240964	ATE - Halter			
			←	 ; für Bremsscheibendurchmesser [mm]: 340; für Bremsscheibendicke [mm]: 30				24.3601-9884.5	240965	ATE - Halter	
			→					24.3387-7089.5	241015	ATE - Halter	
			→					24.3387-7090.5	241016	ATE - Halter	
2.0 HDi Hybrid4 AWC	120	11/10→12/18	←	 ; für Bremsscheibendurchmesser [mm]: 340; für Bremsscheibendicke [mm]: 30	2	24.3601-9883.5	240964	ATE - Halter			
			←	 ; für Bremsscheibendurchmesser [mm]: 340; für Bremsscheibendicke [mm]: 30				24.3601-9884.5	240965	ATE - Halter	
			→	 ; - eFSB				24.3387-7089.5	241015	ATE - Halter	
			→	 ; - eFSB				24.3387-7090.5	241016	ATE - Halter	
2.0 HDi Hybrid4 AWC	147	11/10→12/18	←	 ; 06/12→; für Bremsscheibendurchmesser [mm]: 340; für Bremsscheibendicke [mm]: 30	2	24.3601-9883.5	240964	ATE - Halter			
			←	 ; 06/12→; für Bremsscheibendurchmesser [mm]: 340; für Bremsscheibendicke [mm]: 30				24.3601-9884.5	240965	ATE - Halter	
			→	 ; 06/12→; - eFSB				24.3387-7089.5	241015	ATE - Halter	
			→	 ; 06/12→; - eFSB				24.3387-7090.5	241016	ATE - Halter	
<b>Feder, Bremssattel</b>											
1.6 BlueHDi 120	88	03/14→12/18	←	für Bremsscheibendicke [mm]: 26; für Bremsscheibendurchmesser [mm]: 283	2	11.8116-0356.1	390586	ATE			
1.6 HDi	82	11/10→12/18	←	für Bremsscheibendurchmesser [mm]: 304; für Bremsscheibendicke [mm]: 28					2	11.8116-0356.1	390586
1.6 HDi	84	02/12→12/18	←		2	11.8116-0340.1	390595	ATE			
1.6 HDi	85	09/14→12/18	←						2	11.8116-0356.1	390586
1.6 THP	110	11/10→12/18	→		2	11.8116-0340.1	390595	ATE			
1.6 THP	115	11/10→12/18	→								
1.6 THP	120	01/12→12/18	→								
1.6 THP	121	09/11→12/18	→								
1.6 VTi	85	11/10→12/18	→								
1.6 VTi	88	11/10→12/18	→								
2.0 BlueHDi 150	110	04/14→12/18	→								
2.0 BlueHDi 180	133	04/14→12/18	→								
2.0 HDi	100	11/10→12/18	→								
2.0 HDi	103	11/10→12/18	→								
2.0 HDi	120	11/10→12/18	→								
2.2 HDi	150	11/10→12/18	→								
2.0 HDi Hybrid4 AWC	120	11/10→12/18	←	für Bremsscheibendicke [mm]: 26; für Bremsscheibendurchmesser [mm]: 283	2	11.8116-0356.1	390586	ATE			
			←	für Bremsscheibendurchmesser [mm]: 304; für Bremsscheibendicke [mm]: 28				2	11.8116-0356.1	390586	ATE
			→	- eFSB				2	11.8116-0340.1	390595	ATE
2.0 HDi Hybrid4 AWC	147	11/10→12/18	←	06/12→; für Bremsscheibendicke [mm]: 26; für Bremsscheibendurchmesser [mm]: 283	2	11.8116-0356.1	390586	ATE			
			←	06/12→; für Bremsscheibendicke [mm]: 28; für Bremsscheibendurchmesser [mm]: 304				2	11.8116-0356.1	390586	ATE
			→	06/12→; - eFSB				2	11.8116-0340.1	390595	ATE
<b>Führungshülzensatz, Bremssattel</b>											
1.6 BlueHDi 120	88	03/14→12/18	←	für Bremsscheibendurchmesser [mm]: 340; für Bremsscheibendicke [mm]: 30	2	11.0101-5407.2	260011	ATE			
1.6 HDi	82	11/10→12/18	←								
1.6 HDi	84	02/12→12/18	←								
1.6 HDi	85	09/14→12/18	←								
1.6 THP	110	11/10→12/18	←								
1.6 THP	115	11/10→12/18	←								
1.6 THP	120	01/12→12/18	←								
1.6 THP	121	09/11→12/18	←								
1.6 VTi	85	11/10→12/18	←								
1.6 VTi	88	11/10→12/18	←								
2.0 BlueHDi 150	110	04/14→12/18	←								
2.0 BlueHDi 180	133	04/14→12/18	←								
2.0 HDi	100	11/10→12/18	←								
2.0 HDi	103	11/10→12/18	←								
2.0 HDi	120	11/10→12/18	←								
2.0 HDi Hybrid4 AWC	120	11/10→12/18	←								

	kw			 	! #		
<b>PEUGEOT - 508 I (8D_) 11/10→12/18</b>							
<b>Führungshülzensatz, Bremsattel</b>							
2.2 HDi	150	11/10→12/18	←	für Bremsscheibendurchmesser [mm]: 340; für Bremsscheibendicke [mm]: 30		11.0101-5407.2 260011	ATE
2.0 HDi Hybrid4 AWC	147	11/10→12/18	←	06/12→; für Bremsscheibendurchmesser [mm]: 340; für Bremsscheibendicke [mm]: 30		11.0101-5407.2 260011	ATE
<b>Führungsbolzen, Bremsattel</b>							
1.6 BlueHDi 120	88	03/14→12/18		für Bremsscheibendurchmesser [mm]: 340; für Bremsscheibendicke [mm]: 30	2	11.8171-0008.1 990049	ATE
1.6 HDi	82	11/10→12/18					
1.6 HDi	84	02/12→12/18					
1.6 HDi	85	09/14→12/18					
1.6 THP	110	11/10→12/18					
1.6 THP	115	11/10→12/18					
1.6 THP	120	01/12→12/18					
1.6 THP	121	09/11→12/18					
1.6 VTi	85	11/10→12/18					
1.6 VTi	88	11/10→12/18					
2.0 BlueHDi 150	110	04/14→12/18					
2.0 BlueHDi 180	133	04/14→12/18					
2.0 HDi	100	11/10→12/18					
2.0 HDi	103	11/10→12/18					
2.0 HDi	120	11/10→12/18					
2.0 HDi Hybrid4 AWC	120	11/10→12/18					
2.2 HDi	150	11/10→12/18					
2.0 HDi Hybrid4 AWC	147	11/10→12/18		06/12→; für Bremsscheibendurchmesser [mm]: 340; für Bremsscheibendicke [mm]: 30	2	11.8171-0008.1 990049	ATE
<b>Dichtungssatz, Bremsattel</b>							
1.6 BlueHDi 120	88	03/14→12/18		für Bremsscheibendurchmesser [mm]: 340; für Bremsscheibendicke [mm]: 30		11.0441-6008.2 250038	ATE für Kolben-Ø [mm]: 60
1.6 HDi	82	11/10→12/18					
1.6 HDi	84	02/12→12/18					
1.6 HDi	85	09/14→12/18					
1.6 THP	110	11/10→12/18					
1.6 THP	115	11/10→12/18					
1.6 THP	120	01/12→12/18					
1.6 THP	121	09/11→12/18					
1.6 VTi	85	11/10→12/18					
1.6 VTi	88	11/10→12/18					
2.0 BlueHDi 150	110	04/14→12/18					
2.0 BlueHDi 180	133	04/14→12/18					
2.0 HDi	100	11/10→12/18					
2.0 HDi	103	11/10→12/18					
2.0 HDi	120	11/10→12/18					
2.0 HDi Hybrid4 AWC	120	11/10→12/18					
2.2 HDi	150	11/10→12/18					
2.0 HDi Hybrid4 AWC	147	11/10→12/18		06/12→; für Bremsscheibendurchmesser [mm]: 340; für Bremsscheibendicke [mm]: 30		11.0441-6008.2 250038	ATE für Kolben-Ø [mm]: 60
<b> Bremsschlauch</b>							
1.6 BlueHDi 120	88	03/14→12/18	→			24.5151-0638.3 331141	L= 638
1.6 HDi	82	11/10→12/18	→			24.5151-0639.3 331142	L= 638
1.6 HDi	84	02/12→12/18	→				
1.6 HDi	85	09/14→12/18	→				
1.6 THP	110	11/10→12/18	→				
1.6 THP	115	11/10→12/18	→				
1.6 THP	120	01/12→12/18	→				
1.6 THP	121	09/11→12/18	→				
1.6 VTi	85	11/10→12/18	→				
1.6 VTi	88	11/10→12/18	→				
2.0 BlueHDi 150	110	04/14→12/18	→				
2.0 BlueHDi 180	133	04/14→12/18	→				
2.0 HDi	100	11/10→12/18	→				
2.0 HDi	103	11/10→12/18	→				
2.0 HDi	120	11/10→12/18	→				
2.2 HDi	150	11/10→12/18	←			24.5161-0775.3 331412	L= 775 L1= 310 L2= 220
			←			24.5161-0776.3 331413	L= 775 L1= 310 L2= 220
			→			24.5151-0638.3 331141	L= 638
			→			24.5151-0639.3 331142	L= 638
<b>PEUGEOT - 508 II (FB_, FH_, F3_) 09/18→</b>							
<b>Führungshülzensatz, Bremsattel</b>							
1.5 BlueHDI 130 (FBYH2J, FBYH2R)	96	10/18→	←	für Bremsscheibendurchmesser [mm]: 304		11.0101-5407.2 260011	ATE
1.6 PureTech 180 (F35GFR)	133	10/18→					
↓							






























	kw			 	! #		
<b>PEUGEOT - 508 II (FB_, FH_, F3_) 09/18→</b>							
<b>Führungshülzensatz, Bremsattel</b>							
1.6 PureTech 225 (F35GGR)	165	10/18→	←	für Bremsscheibendurchmesser [mm]: 304		11.0101-5407.2 260011	ATE
1.6 THP 150 (F35GXV)	110	09/18→					
1.6 THP 165 (F35GYV)	121	09/18→					
2.0 BlueHDI 160 (FHEHYR)	120	10/18→					
2.0 BlueHDI 180 (FHEHZR, FHEHZN)	130	10/18→					
Hybrid (F35GQU)	133	08/19→					
Hybrid (F35GQU)	165	08/19→					
<b>Führungsbolzen, Bremsattel</b>							
1.5 BlueHDI 130 (FBYHZJ, FBYHZR)	96	10/18→	←	für Bremsscheibendurchmesser [mm]: 304	2	11.8171-0008.1 990049	ATE
1.6 PureTech 180 (F35GFR)	133	10/18→					
1.6 PureTech 225 (F35GGR)	165	10/18→					
1.6 THP 165 (F35GYV)	121	09/18→					
2.0 BlueHDI 160 (FHEHYR)	120	10/18→					
2.0 BlueHDI 180 (FHEHZR, FHEHZN)	130	10/18→					
1.6 THP 150 (F35GXV)	110	09/18→	←	für Bremsscheibendurchmesser [mm]: 304		11.8171-0008.1 990049	ATE
Hybrid (F35GQU)	133	08/19→					
Hybrid (F35GQU)	165	08/19→					
<b>Dichtungssatz, Bremsattel</b>							
1.5 BlueHDI 130 (FBYHZJ, FBYHZR)	96	10/18→	←	für Bremsscheibendurchmesser [mm]: 304		11.0441-6008.2 250038	ATE für Kolben-Ø [mm]: 60
1.6 PureTech 180 (F35GFR)	133	10/18→					
1.6 PureTech 225 (F35GGR)	165	10/18→					
1.6 THP 150 (F35GXV)	110	09/18→					
1.6 THP 165 (F35GYV)	121	09/18→					
2.0 BlueHDI 160 (FHEHYR)	120	10/18→					
2.0 BlueHDI 180 (FHEHZR, FHEHZN)	130	10/18→					
Hybrid (F35GQU)	133	08/19→					
Hybrid (F35GQU)	165	08/19→					
<b>PEUGEOT - 508 SW I (8E_) 11/10→12/18</b>							
 <b>Bremsattel</b>							
1.6	121	02/12→12/18	←	☐; für Bremsscheibendurchmesser [mm]: 340; für Bremsscheibendicke [mm]: 30		24.3601-9883.5 240964	ATE - Halter
1.6 BlueHdi 120	88	03/14→12/18					
1.6 HDi	82	11/10→12/18					
1.6 HDi	84	02/12→12/18	←	☐; für Bremsscheibendurchmesser [mm]: 340; für Bremsscheibendicke [mm]: 30		24.3601-9884.5 240965	ATE - Halter
1.6 HDi	85	09/14→12/18					
1.6 THP	110	11/10→12/18					
1.6 THP	115	11/10→12/18					
1.6 VTi	85	11/10→12/18	→	☐		24.3387-7089.5 241015	ATE - Halter
1.6 VTi	88	11/10→12/18	→	☐		24.3387-7090.5 241016	ATE - Halter
2.0 BlueHdi 150	110	04/14→12/18					
2.0 BlueHdi 180	133	04/14→12/18					
2.0 HDi	100	11/10→12/18					
2.0 HDi	103	11/10→12/18					
2.0 HDi	120	11/10→12/18					
2.2 HDi	150	11/10→12/18					
2.0 HDi 180 RXH	133	10/14→12/18	←	☐; für Bremsscheibendurchmesser [mm]: 340; für Bremsscheibendicke [mm]: 30		24.3601-9883.5 240964	ATE - Halter
2.0 HDi RXH Hybrid4	120	11/10→12/18	←	☐; für Bremsscheibendurchmesser [mm]: 340; für Bremsscheibendicke [mm]: 30		24.3601-9884.5 240965	ATE - Halter
<b>Feder, Bremsattel</b>							
1.6	121	02/12→12/18	←	für Bremsscheibendurchmesser [mm]: 283; für Bremsscheibendicke [mm]: 26	2	11.8116-0356.1 390586	ATE
1.6 BlueHdi 120	88	03/14→12/18					
1.6 HDi	82	11/10→12/18	←	für Bremsscheibendurchmesser [mm]: 304; für Bremsscheibendicke [mm]: 28	2	11.8116-0356.1 390586	ATE
1.6 HDi	84	02/12→12/18					
1.6 HDi	85	09/14→12/18	→				
1.6 THP	110	11/10→12/18					
1.6 THP	115	11/10→12/18					
1.6 VTi	85	11/10→12/18					
1.6 VTi	88	11/10→12/18					
2.0 BlueHdi 150	110	04/14→12/18					
2.0 BlueHdi 180	133	04/14→12/18					
2.0 HDi	100	11/10→12/18					
2.0 HDi	103	11/10→12/18					
↓							




















	kW			 	! #		
<b>PEUGEOT - 508 SW I (8E_) 11/10→12/18</b>							
<b>Feder, Bremssattel</b>							
2.0 HDi 2.2 HDi	120 150	11/10→12/18 11/10→12/18	←	für Bremsscheibendurchmesser [mm]: 283; für Bremsscheibendicke [mm]: 26	2	<b>11.8116-0356.1</b>	<b>390586</b> ATE
			←	für Bremsscheibendurchmesser [mm]: 304; für Bremsscheibendicke [mm]: 28	2	<b>11.8116-0356.1</b>	<b>390586</b> ATE
			→		2	<b>11.8116-0340.1</b>	<b>390595</b> ATE
2.0 HDi 180 RXH 2.0 HDi RXH Hybrid4	133 120	10/14→12/18 11/10→12/18	←	für Bremsscheibendurchmesser [mm]: 283; für Bremsscheibendicke [mm]: 26	2	<b>11.8116-0356.1</b>	<b>390586</b> ATE
			←	für Bremsscheibendurchmesser [mm]: 304; für Bremsscheibendicke [mm]: 28	2	<b>11.8116-0356.1</b>	<b>390586</b> ATE
<b>Führungshülzensatz, Bremssattel</b>							
1.6 1.6 BlueHDi 120 1.6 HDi 1.6 HDi 1.6 HDi 1.6 THP 1.6 THP 1.6 VTi 1.6 VTi 2.0 BlueHDi 150 2.0 BlueHDi 180 2.0 HDi 2.0 HDi 2.0 HDi 2.0 HDi 2.0 HDi 180 RXH 2.0 HDi RXH Hybrid4 2.2 HDi	121 88 82 84 85 110 115 85 88 110 133 100 103 120 133 120 150	02/12→12/18 03/14→12/18 11/10→12/18 02/12→12/18 09/14→12/18 11/10→12/18 11/10→12/18 11/10→12/18 11/10→12/18 04/14→12/18 04/14→12/18 11/10→12/18 11/10→12/18 11/10→12/18 10/14→12/18 11/10→12/18 11/10→12/18	←	für Bremsscheibendurchmesser [mm]: 340; für Bremsscheibendicke [mm]: 30		<b>11.0101-5407.2</b>	<b>260011</b> ATE
<b>Führungsbolzen, Bremssattel</b>							
1.6 1.6 BlueHDi 120 1.6 HDi 1.6 HDi 1.6 HDi 1.6 THP 1.6 THP 1.6 VTi 1.6 VTi 2.0 BlueHDi 150 2.0 BlueHDi 180 2.0 HDi 2.0 HDi 2.0 HDi 2.0 HDi 2.0 HDi 180 RXH 2.0 HDi RXH Hybrid4 2.2 HDi	121 88 82 84 85 110 115 85 88 110 133 100 103 120 133 120 150	02/12→12/18 03/14→12/18 11/10→12/18 02/12→12/18 09/14→12/18 11/10→12/18 11/10→12/18 11/10→12/18 11/10→12/18 04/14→12/18 04/14→12/18 11/10→12/18 11/10→12/18 11/10→12/18 10/14→12/18 11/10→12/18 11/10→12/18		für Bremsscheibendurchmesser [mm]: 340; für Bremsscheibendicke [mm]: 30	2	<b>11.8171-0008.1</b>	<b>990049</b> ATE
<b>Dichtungssatz, Bremssattel</b>							
1.6 1.6 BlueHDi 120 1.6 HDi 1.6 HDi 1.6 HDi 1.6 THP 1.6 THP 1.6 VTi 1.6 VTi 2.0 BlueHDi 150 2.0 BlueHDi 180 2.0 HDi 2.0 HDi 2.0 HDi 2.0 HDi 2.0 HDi 180 RXH 2.0 HDi RXH Hybrid4 2.2 HDi	121 88 82 84 85 110 115 85 88 110 133 100 103 120 133 120 150	02/12→12/18 03/14→12/18 11/10→12/18 02/12→12/18 09/14→12/18 11/10→12/18 11/10→12/18 11/10→12/18 11/10→12/18 04/14→12/18 04/14→12/18 11/10→12/18 11/10→12/18 11/10→12/18 10/14→12/18 11/10→12/18 11/10→12/18		für Bremsscheibendurchmesser [mm]: 340; für Bremsscheibendicke [mm]: 30		<b>11.0441-6008.2</b>	<b>250038</b> ATE für Kolben-Ø [mm]: 60
<b>Bremsschlauch</b>							
1.6 1.6 BlueHDi 120 1.6 HDi 1.6 HDi 1.6 HDi 1.6 THP 1.6 THP 1.6 VTi 1.6 VTi 2.0 BlueHDi 150 2.0 HDi	121 88 82 84 85 110 115 85 88 110 120	02/12→12/18 03/14→12/18 11/10→12/18 02/12→12/18 09/14→12/18 11/10→12/18 11/10→12/18 11/10→12/18 11/10→12/18 04/14→12/18 11/10→12/18	→			<b>24.5151-0638.3</b>	<b>331141</b> L= 638
			→			<b>24.5151-0639.3</b>	<b>331142</b> L= 638
2.0 HDi 2.0 HDi	100 103	11/10→12/18 11/10→12/18	←			<b>24.5161-0775.3</b>	<b>331412</b> L= 775 L1= 310 L2= 220
			↓				




	kw					! #		
<b>PEUGEOT - 508 SW I (8E_) 11/10→12/18</b>								
<b>Bremsschlauch</b>								
2.2 HDi	150	11/10→12/18	←			24.5161-0776.3	331413	L= 775 L1= 310 L2= 220
			→			24.5151-0638.3	331141	L= 638
			→			24.5151-0639.3	331142	L= 638
<b>PEUGEOT - 508 SW II (FC_, FJ_, F4_) 09/18→</b>								
<b>Führungshülzensatz, Bremssattel</b>								
1.5 BlueHDi 130	96	09/18→	←	für Bremsscheibendurchmesser [mm]: 304		11.0101-5407.2	260011	ATE
1.6 PureTech 180	133	09/18→						
1.6 PureTech 225 (F45GGR)	165	09/18→						
1.6 THP 165 (F45GYV)	121	09/18→						
2.0 BlueHDi 160	120	09/18→						
2.0 BlueHDi 180	130	09/18→						
Hybrid (F45GQU)	133	08/19→						
Hybrid (F45GQU)	165	08/19→						
<b>Führungsbolzen, Bremssattel</b>								
1.5 BlueHDi 130	96	09/18→	←	für Bremsscheibendurchmesser [mm]: 304	2	11.8171-0008.1	990049	ATE
1.6 PureTech 180	133	09/18→						
1.6 PureTech 225 (F45GGR)	165	09/18→						
1.6 THP 165 (F45GYV)	121	09/18→						
2.0 BlueHDi 160	120	09/18→						
2.0 BlueHDi 180	130	09/18→						
Hybrid (F45GQU)	133	08/19→	←	für Bremsscheibendurchmesser [mm]: 304		11.8171-0008.1	990049	ATE
Hybrid (F45GQU)	165	08/19→						
<b>Dichtungssatz, Bremssattel</b>								
1.5 BlueHDi 130	96	09/18→	←	für Bremsscheibendurchmesser [mm]: 304		11.0441-6008.2	250038	ATE für Kolben-Ø [mm]: 60
1.6 PureTech 180	133	09/18→						
1.6 PureTech 225 (F45GGR)	165	09/18→						
1.6 THP 165 (F45GYV)	121	09/18→						
2.0 BlueHDi 160	120	09/18→						
2.0 BlueHDi 180	130	09/18→						
Hybrid (F45GQU)	133	08/19→						
Hybrid (F45GQU)	165	08/19→						
<b>PEUGEOT - 508 SW Kasten/Kombi (8E_) 11/11→</b>								
<b>Bremssattel</b>								
2.2 HDi	150	11/11→	←		für Bremsscheibendurchmesser [mm]: 340; für Bremsscheibendicke [mm]: 30	24.3601-9883.5	240964	ATE - Halter
			←		für Bremsscheibendurchmesser [mm]: 340; für Bremsscheibendicke [mm]: 30	24.3601-9884.5	240965	ATE - Halter
			→			24.3387-7089.5	241015	ATE - Halter
			→			24.3387-7090.5	241016	ATE - Halter
<b>Feder, Bremssattel</b>								
2.2 HDi	150	11/11→	←	für Bremsscheibendurchmesser [mm]: 283; für Bremsscheibendicke [mm]: 26	2	11.8116-0356.1	390586	ATE
			←	für Bremsscheibendurchmesser [mm]: 304; für Bremsscheibendicke [mm]: 28	2	11.8116-0356.1	390586	ATE
			→		2	11.8116-0340.1	390595	ATE
<b>Führungshülzensatz, Bremssattel</b>								
2.2 HDi	150	11/11→	←	für Bremsscheibendurchmesser [mm]: 340; für Bremsscheibendicke [mm]: 30		11.0101-5407.2	260011	ATE
<b>Führungsbolzen, Bremssattel</b>								
2.2 HDi	150	11/11→		für Bremsscheibendurchmesser [mm]: 340; für Bremsscheibendicke [mm]: 30	2	11.8171-0008.1	990049	ATE
<b>Dichtungssatz, Bremssattel</b>								
2.2 HDi	150	11/11→		für Bremsscheibendurchmesser [mm]: 340; für Bremsscheibendicke [mm]: 30		11.0441-6008.2	250038	ATE für Kolben-Ø [mm]: 60
<b>Bremsschlauch</b>								
2.2 HDi	150	11/11→	←			24.5161-0775.3	331412	L= 775 L1= 310 L2= 220
			←			24.5161-0776.3	331413	L= 775 L1= 310 L2= 220
			→			24.5151-0638.3	331141	L= 638
			→			24.5151-0639.3	331142	L= 638

	kW			 	! #		
<b>PEUGEOT - 605 (6B) 06/89→09/99</b>							
<b>Feder, Bremssattel</b>							
3.0 SV 24	147	08/89→09/99	←	S 90807684 →	2	11.8116-0143.1 390513	ATE
3.0 V6	140	04/97→09/99	←		2	11.8116-0143.1 390513	ATE
<b>Führungshülzensatz, Bremssattel</b>							
3.0 SV 24	147	08/89→09/99	←	S 90807684 →		11.0101-5407.2 260011	ATE
3.0 V6	140	04/97→09/99	←			11.0101-5407.2 260011	ATE
<b>Führungsbolzen, Bremssattel</b>							
3.0 SV 24	147	08/89→09/99	←	S 90807684 →	2	11.8171-0008.1 990049	ATE
3.0 V6	140	04/97→09/99	←		2	11.8171-0008.1 990049	ATE
<b>Dichtungssatz, Bremssattel</b>							
2.0	79	02/90→09/99	→	04/90→		11.0441-3305.2 250006	ATE
2.0	89	06/89→09/99					
3.0	123	10/89→09/99					
2.0 16V	97	07/94→09/99	→	09/94→		11.0441-3305.2 250006	ATE
2.0 Turbo	108	07/91→09/99					
2.5 Turbo Diesel	95	07/94→09/99					
2.0 Turbo	104	07/92→09/99	→	12/92→ 08/94		11.0441-3305.2 250006	ATE
2.1 D	60	06/89→07/95	→	04/90→ 08/94		11.0441-3305.2 250006	ATE
2.1 TD 12V	80	08/94→09/99	→			11.0441-3305.2 250006	ATE
2.1 Turbo Diesel	80	06/89→09/99	→	10/90→		11.0441-3305.2 250006	ATE
3.0 SV 24	147	08/89→09/99	←	S 90807684 →		11.0441-5703.2 250145	ATE
			→	04/90→		11.0441-3305.2 250006	ATE
3.0 V6	140	04/97→09/99	←			11.0441-5703.2 250145	ATE
			→			11.0441-3305.2 250006	ATE
<b> Bremsschlauch</b>							
2.0	79	02/90→09/99	←	04/90→	2	24.5118-0520.3 330600	L= 520
2.0	89	06/89→09/99					
3.0	123	10/89→09/99	→	04/90→	2	24.5111-0201.3 330498	L= 200
						24.5229-0181.3 330533	L= 180
2.0 16V	97	07/94→09/99	←	09/94→	2	24.5118-0520.3 330600	L= 520
2.0 Turbo	108	07/91→09/99					
2.5 Turbo Diesel	95	07/94→09/99	→	09/94→	2	24.5111-0201.3 330498	L= 200
						24.5229-0181.3 330533	L= 180
2.0 Turbo	104	07/92→09/99	←	12/92→ 08/94	2	24.5118-0520.3 330600	L= 520
			→	12/92→ 08/94	2	24.5111-0201.3 330498	L= 200
						24.5229-0181.3 330533	L= 180
2.1 D	60	06/89→07/95	←	04/90→ 08/94	2	24.5118-0520.3 330600	L= 520
			→	04/90→ 08/94	2	24.5111-0201.3 330498	L= 200
						24.5229-0181.3 330533	L= 180
2.1 TD 12V	80	08/94→09/99	←		2	24.5118-0520.3 330600	L= 520
			→		2	24.5111-0201.3 330498	L= 200
						24.5229-0181.3 330533	L= 180
2.1 Turbo Diesel	80	06/89→09/99	←	10/90→	2	24.5118-0520.3 330600	L= 520
			→	10/90→	2	24.5111-0201.3 330498	L= 200
						24.5229-0181.3 330533	L= 180
3.0 SV 24	147	08/89→09/99	←	04/90→; → S 90807683	2	24.5118-0520.3 330600	L= 520
			→	04/90→	2	24.5111-0201.3 330498	L= 200
						24.5229-0181.3 330533	L= 180
3.0 V6	140	04/97→09/99	→		2	24.5111-0201.3 330498	L= 200
						24.5229-0181.3 330533	L= 180
<b>PEUGEOT - 607 (9D, 9U) 01/00→</b>							
<b> Bremssattel</b>							
2.0	100	02/00→08/05	←	☐; 12/04→		24.3451-1719.5 240916	TRW - Halter
2.0 HDI	80	05/00→09/05					
2.2 16V	116	02/00→08/05	←	☐; 12/04→		24.3451-1720.5 240917	TRW - Halter
2.2 HDi	98	02/00→02/06	→	☐; 12/04→		24.3387-1715.5 240870	TRW - Halter
			→	☐; 12/04→		24.3387-1716.5 240871	TRW - Halter
2.0 HDI	100	09/05→07/11	←	☐; → 12/10		24.3451-1719.5 240916	TRW - Halter
2.7 HDi 24V	150	12/04→07/11					
3.0 V6 24V	155	03/04→07/11	←	☐; → 12/10		24.3451-1720.5 240917	TRW - Halter
↓							

	kw					! #		
<b>PEUGEOT - 607 (9D, 9U) 01/00→</b>								
 <b>Bremssattel</b>								
2.0 HDI 2.7 HDi 24V 3.0 V6 24V	100 150 155	09/05→07/11 12/04→07/11 03/04→07/11	➡	☐; → 12/10			24.3387-1715.5 240870	TRW - Halter
			➡	☐; → 12/10			24.3387-1716.5 240871	TRW - Halter
2.2 16V 2.2 HDi	120 125	09/05→06/10 05/06→06/10	⬅	☐			24.3451-1719.5 240916	TRW - Halter
			⬅	☐			24.3451-1720.5 240917	TRW - Halter
			➡	☐			24.3387-1715.5 240870	TRW - Halter
			➡	☐			24.3387-1716.5 240871	TRW - Halter
<b>Dichtungssatz, Bremssattel</b>								
2.0 2.0 HDI 2.2 16V 2.2 HDi	100 80 116 98	02/00→08/05 05/00→09/05 02/00→08/05 02/00→02/06		→ 11/04			11.0441-3305.2 250006	ATE
2.0 HDi 3.0 V6 24V	79 152	03/01→09/04 02/00→07/04		→ 07/04			11.0441-3305.2 250006	ATE
<b>Bremsschlauch</b>								
2.0 2.0 HDI 2.2 16V 2.2 HDi	100 80 116 98	02/00→08/05 05/00→09/05 02/00→08/05 02/00→02/06	➡	→ 11/04	2		24.5111-0201.3 330498	L= 200
2.0 HDi 3.0 V6 24V	79 152	03/01→09/04 02/00→07/04	➡	→ 07/04	2		24.5111-0201.3 330498	L= 200
<b>PEUGEOT - 806 (221) 06/94→08/02</b>								
 <b>Bremssattel</b>								
1.8	73	07/95→08/02	⬅	☐; 10/96→ 06/02			24.3571-1711.5 240159	BDX - Halter
			⬅	☐; 10/96→ 06/02			24.3571-1712.5 240160	BDX - Halter
			➡	☐; 10/96→ 06/02; + ABS			24.3361-9975.5 240541	ATE - Halter
			➡	☐; 10/96→ 06/02; + ABS			24.3361-9976.5 240542	ATE - Halter
1.9 TD 1.9 TD 2.0 HDI 2.0 HDI 16V	66 68 80 80	07/95→08/02 05/97→08/02 08/99→08/02 08/99→08/02	⬅	☐; → 06/02			24.3571-1709.5 240153	TRW - Halter
			⬅	☐; → 06/02			24.3571-1710.5 240154	TRW - Halter
			➡	☐; → 06/02; + ABS			24.3361-9975.5 240541	ATE - Halter
			➡	☐; → 06/02; + ABS			24.3361-9976.5 240542	ATE - Halter
2.0	89	06/94→08/02	⬅	☐; 08/94→ 06/02			24.3571-1709.5 240153	TRW - Halter
			⬅	☐; 08/94→ 06/02			24.3571-1710.5 240154	TRW - Halter
			➡	☐; 08/94→; + ABS; → 06/02			24.3361-9975.5 240541	ATE - Halter
			➡	☐; 08/94→; + ABS; → 06/02			24.3361-9976.5 240542	ATE - Halter
2.0 16V	97	05/98→09/00	⬅	☐; 10/98→			24.3571-1709.5 240153	TRW - Halter
			⬅	☐; 10/98→			24.3571-1710.5 240154	TRW - Halter
			➡	☐; 10/98→			24.3361-9975.5 240541	ATE - Halter
			➡	☐; 10/98→			24.3361-9976.5 240542	ATE - Halter
2.0 16V	100	09/00→08/02	⬅	☐; → 06/02			24.3571-1709.5 240153	TRW - Halter
			⬅	☐; → 06/02			24.3571-1710.5 240154	TRW - Halter
			➡	☐; → 06/02			24.3361-9975.5 240541	ATE - Halter
			➡	☐; → 06/02			24.3361-9976.5 240542	ATE - Halter
2.0 Turbo	108	06/94→08/02	⬅	☐; 08/94→ 06/02			24.3571-1709.5 240153	TRW - Halter
			⬅	☐; 08/94→ 06/02			24.3571-1710.5 240154	TRW - Halter
			➡	☐; 08/94→ 06/02			24.3361-9975.5 240541	ATE - Halter
			➡	☐; 08/94→ 06/02			24.3361-9976.5 240542	ATE - Halter
2.1 td 12V	80	06/96→08/99	⬅	☐			24.3571-1709.5 240153	TRW - Halter
			⬅	☐			24.3571-1710.5 240154	TRW - Halter
			➡	☐			24.3361-9975.5 240541	ATE - Halter
			➡	☐			24.3361-9976.5 240542	ATE - Halter
<b>Feder, Bremssattel</b>								
1.8	73	07/95→08/02	➡	10/96→ 06/02; + ABS	2		11.8116-0073.1 390498	ATE
1.9 TD 1.9 TD 2.0 HDI	66 68 80	07/95→08/02 05/97→08/02 08/99→08/02	➡	→ 06/02; + ABS	2		11.8116-0073.1 390498	ATE

	kw			 	! #		
<b>PEUGEOT - 806 (221) 06/94 → 08/02</b>							
<b>Feder, Bremssattel</b>							
2.0 HDI 16V	80	08/99 → 08/02	➡	→ 06/02; + ABS	2	11.8116-0073.1 390498	ATE
2.0	89	06/94 → 08/02	➡	08/94 →; + ABS; → 06/02	2	11.8116-0073.1 390498	ATE
2.0 16V	97	05/98 → 09/00	➡	10/98 →	2	11.8116-0073.1 390498	ATE
2.0 16V	100	09/00 → 08/02	➡	→ 06/02	2	11.8116-0073.1 390498	ATE
2.0 Turbo	108	06/94 → 08/02	➡	08/94 → 06/02	2	11.8116-0073.1 390498	ATE
2.1 td 12V	80	06/96 → 08/99	➡		2	11.8116-0073.1 390498	ATE
<b>Führungshülzensatz, Bremssattel</b>							
1.8	73	07/95 → 08/02	➡	10/96 → 06/02; + ABS		11.0101-5407.2 260011	ATE
1.9 TD	66	07/95 → 08/02	➡	→ 06/02; + ABS		11.0101-5407.2 260011	ATE
1.9 TD	68	05/97 → 08/02					
2.0 HDI	80	08/99 → 08/02					
2.0 HDI 16V	80	08/99 → 08/02					
2.0	89	06/94 → 08/02	➡	08/94 →; + ABS; → 06/02		11.0101-5407.2 260011	ATE
2.0 16V	97	05/98 → 09/00	➡	10/98 →		11.0101-5407.2 260011	ATE
2.0 16V	100	09/00 → 08/02	➡	→ 06/02		11.0101-5407.2 260011	ATE
2.0 Turbo	108	06/94 → 08/02	➡	08/94 → 06/02		11.0101-5407.2 260011	ATE
2.1 td 12V	80	06/96 → 08/99	➡			11.0101-5407.2 260011	ATE
<b>Dichtungssatz, Bremssattel</b>							
1.8	73	07/95 → 08/02	➡	10/96 → 06/02; + ABS		11.0441-3602.2 250008	ATE
1.9 TD	66	07/95 → 08/02	➡	→ 06/02; + ABS		11.0441-3602.2 250008	ATE
1.9 TD	68	05/97 → 08/02					
2.0 HDI	80	08/99 → 08/02					
2.0 HDI 16V	80	08/99 → 08/02					
2.0	89	06/94 → 08/02	➡	08/94 →; + ABS; → 06/02		11.0441-3602.2 250008	ATE
2.0 16V	97	05/98 → 09/00	➡	10/98 →		11.0441-3602.2 250008	ATE
2.0 16V	100	09/00 → 08/02	➡	→ 06/02		11.0441-3602.2 250008	ATE
2.0 Turbo	108	06/94 → 08/02	➡	08/94 → 06/02		11.0441-3602.2 250008	ATE
2.1 td 12V	80	06/96 → 08/99	➡			11.0441-3602.2 250008	ATE
<b> Bremsschlauch</b>							
1.8	73	07/95 → 08/02	←	10/96 → 06/02	2	24.5118-0471.3 330528	L= 473
			➡	10/96 → 06/02; für Fahrzeuge mit Scheibenbremse an der Hinterachse	2	24.5111-0301.3 330499	L= 300
			➡	10/96 → 06/02	2	24.5229-0251.3 330535	L= 250
1.9 TD	66	07/95 → 08/02	←	→ 06/02	2	24.5118-0471.3 330528	L= 473
			➡	→ 06/02; für Fahrzeuge mit Scheibenbremse an der Hinterachse	2	24.5111-0301.3 330499	L= 300
			➡	→ 06/02	2	24.5229-0251.3 330535	L= 250
2.0	89	06/94 → 08/02	←	08/94 → 06/02	2	24.5118-0471.3 330528	L= 473
			➡	08/94 → 06/02; für Fahrzeuge mit Scheibenbremse an der Hinterachse	2	24.5111-0301.3 330499	L= 300
			➡	08/94 → 06/02	2	24.5229-0251.3 330535	L= 250
2.0 16V	97	05/98 → 09/00	←	10/98 →	2	24.5118-0471.3 330528	L= 473
			➡	10/98 →	2	24.5111-0301.3 330499	L= 300
					2	24.5229-0251.3 330535	L= 250
2.0 16V	100	09/00 → 08/02	←	→ 06/02	2	24.5118-0471.3 330528	L= 473
			➡	→ 06/02	2	24.5111-0301.3 330499	L= 300
					2	24.5229-0251.3 330535	L= 250
2.0 Turbo	108	06/94 → 08/02	←	08/94 → 06/02	2	24.5118-0471.3 330528	L= 473
			➡	08/94 → 06/02	2	24.5111-0301.3 330499	L= 300
					2	24.5229-0251.3 330535	L= 250
2.1 td 12V	80	06/96 → 08/99	←		2	24.5118-0471.3 330528	L= 473
			➡		2	24.5111-0301.3 330499	L= 300
						24.5229-0251.3 330535	L= 250

**PEUGEOT - 807 (EB\_) 06/02→**

 **Bremssattel**

2.0	100	06/02→	←	☐; → 06/14		24.3601-1711.5	240938	TRW - Halter
2.0 16V	103	09/05→	←	☐; → 06/14		24.3601-1712.5	240939	TRW - Halter
2.0 HDi	79	06/02→	←	☐; → 06/14		24.3601-1712.5	240939	TRW - Halter
2.0 HDi	100	06/06→	→	☐; → 06/14		24.3384-1761.5	240850	TRW - Halter
2.2	116	06/02→	→	☐; → 06/14		24.3384-1762.5	240851	TRW - Halter
2.2 HDi	94	06/02→	→	☐; → 06/14		24.3384-1762.5	240851	TRW - Halter
2.2 HDi	100	04/04→	→	☐; → 06/14		24.3384-1762.5	240851	TRW - Halter
2.0 HDi	80	04/04→05/06	←	☐; → 05/06		24.3601-1711.5	240938	TRW - Halter
			←	☐; → 05/06		24.3601-1712.5	240939	TRW - Halter
			→	☐; → 05/06		24.3384-1761.5	240850	TRW - Halter
			→	☐; → 05/06		24.3384-1762.5	240851	TRW - Halter
2.0 HDi	88	02/06→	←	☐; 11/06→ 06/14		24.3601-1711.5	240938	TRW - Halter
			←	☐; 11/06→ 06/14		24.3601-1712.5	240939	TRW - Halter
			→	☐; 11/06→ 06/14		24.3384-1761.5	240850	TRW - Halter
			→	☐; 11/06→ 06/14		24.3384-1762.5	240851	TRW - Halter
2.0 HDi	120	06/09→	←	☐; → 06/14		24.3451-1855.5	240659	TRW - Halter
			←	☐; → 06/14		24.3451-1856.5	240660	TRW - Halter
			→	☐; → 06/14		24.3384-1761.5	240850	TRW - Halter
			→	☐; → 06/14		24.3384-1762.5	240851	TRW - Halter
2.2 HDi	120	06/06→	←	☐; 10/07→ 06/14		24.3451-1855.5	240659	TRW - Halter
2.2 HDi	125	06/06→	←	☐; 10/07→ 06/14		24.3451-1856.5	240660	TRW - Halter
			→	☐; 10/07→ 06/14		24.3384-1761.5	240850	TRW - Halter
			→	☐; 10/07→ 06/14		24.3384-1762.5	240851	TRW - Halter
3.0 V6	150	06/02→	→	☐; → 06/14		24.3384-1761.5	240850	TRW - Halter
			→	☐; → 06/14		24.3384-1762.5	240851	TRW - Halter


 **Bremsschlauch**

2.0	100	06/02→	←	→ 06/14	2	24.5111-0462.3	330555	L= 460
2.0 16V	103	09/05→	→	→ 06/14	2	24.5229-0251.3	330535	L= 250
2.0 HDi	79	06/02→	→	→ 06/14	2	24.5229-0251.3	330535	L= 250
2.0 HDi	100	06/06→	→	→ 06/14	2	24.5229-0251.3	330535	L= 250
2.2	116	06/02→	→	→ 06/14	2	24.5229-0251.3	330535	L= 250
2.2 HDi	94	06/02→	→	→ 06/14	2	24.5229-0251.3	330535	L= 250
2.2 HDi	100	04/04→	→	→ 06/14	2	24.5229-0251.3	330535	L= 250
2.0 HDi	80	04/04→05/06	←	→ 05/06	2	24.5111-0462.3	330555	L= 460
			→	→ 05/06	2	24.5229-0251.3	330535	L= 250
2.0 HDi	88	02/06→	←	11/06→ 06/14	2	24.5111-0462.3	330555	L= 460
			→	11/06→ 06/14	2	24.5229-0251.3	330535	L= 250
2.0 HDi	120	06/09→	←	→ 06/14	2	24.5144-0500.3	331169	L= 500
			→	→ 06/14	2	24.5229-0251.3	330535	L= 250
2.2 HDi	120	06/06→	←	10/07→ 06/14	2	24.5144-0500.3	331169	L= 500
2.2 HDi	125	06/06→	→	10/07→ 06/14	2	24.5229-0251.3	330535	L= 250
3.0 V6	150	06/02→	→	→ 06/14	2	24.5229-0251.3	330535	L= 250

**PEUGEOT - 807 Van (EB\_) 06/02→**













 **Bremssattel**

2.0 HDi	120	05/10→	←	☐		24.3451-1855.5	240659	TRW - Halter
			←	☐		24.3451-1856.5	240660	TRW - Halter
			→	☐		24.3384-1761.5	240850	TRW - Halter
			→	☐		24.3384-1762.5	240851	TRW - Halter
2.0 HDi (EBRHMEF)	79	06/02→05/06	←	☐		24.3601-1711.5	240938	TRW - Halter
2.0 HDi (EBRHMEF, EBRHTBF, EBRHWBF)	80	04/04→05/06	←	☐		24.3601-1712.5	240939	TRW - Halter
HDi (EB4HWGF)	94	04/04→05/06	→	☐		24.3384-1761.5	240850	TRW - Halter
			→	☐		24.3384-1762.5	240851	TRW - Halter










 **Bremsschlauch**










2.0 HDi	120	05/10→	←		2	24.5144-0500.3	331169	L= 500
			→		2	24.5229-0251.3	330535	L= 250
2.0 HDi (EBRHMEF)	79	06/02→05/06	←		2	24.5111-0462.3	330555	L= 460

























	kw			 	! #		
<b>PEUGEOT - 807 Van (EB_) 06/02→</b>							
 <b>Bremsschlauch</b>							
2.0 HDi (EBRHTBF, EBRHWBF)	80	04/04→05/06	➔		2	24.5229-0251.3 330535	L= 250
HDi (EB4HWGF)	94	04/04→05/06					
<b>PEUGEOT - 1007 (KM_) 04/05→</b>							
 <b>Bremssattel</b>							
1.4	54	04/05→	←	☐; → 02/11		24.3541-1771.5 240239	BOS - Halter
1.4 16V	65	10/05→					
1.4 HDi	50	04/05→	←	☐; → 02/11		24.3541-1772.5 240240	BOS - Halter
1.6 16V	80	04/05→	←	☐; → 02/11		24.3541-1771.5 240239	BOS - Halter
			←	☐; → 02/11		24.3541-1772.5 240240	BOS - Halter
			➔	☐; → 02/11		24.3387-1705.5 240926	TRW - Halter
			➔	☐; → 02/11		24.3387-1706.5 240927	TRW - Halter
1.6 HDi	80	06/07→	←	☐; → 02/11		24.3541-1761.5 240233	- Halter
			←	☐; → 02/11		24.3541-1762.5 240234	- Halter
			➔	☐; → 02/11		24.3387-1705.5 240926	TRW - Halter
			➔	☐; → 02/11		24.3387-1706.5 240927	TRW - Halter
 <b>Bremsschlauch</b>							
1.4	54	04/05→	←	→ 02/11	2	24.5111-0446.3 331055	L= 445
1.4 16V	65	10/05→					
1.4 HDi	50	04/05→	➔	→Orga 10583	2	24.5246-0185.3 330881	L= 185
1.6 16V	80	04/05→	➔	Orga 10584→; → 02/11	2	24.5246-0190.3 330697	L= 190
1.6 HDi	80	06/07→	←	→ 02/11	2	24.5111-0460.3 330603	L= 460
			➔	→ 02/11	2	24.5246-0190.3 330697	L= 190
<b>PEUGEOT - 2008 I (CU_) 03/13→</b>							
 <b>Bremssattel</b>							
1.2 PureTech 82	61	01/18→12/19	←	☐; für Bremsscheibendurchmesser [mm]: 266		24.3541-1771.5 240239	BOS - Halter
1.2 THP 110 / PureTech 110	81	01/15→					
1.2 THP 130 / PureTech 130	96	01/15→	←	☐; für Bremsscheibendurchmesser [mm]: 266		24.3541-1772.5 240240	BOS - Halter
1.2 VTi	60	03/13→12/18					
1.4 HDi	50	06/13→	➔	☐		24.3387-1733.5 240655	TRW - Halter
1.5 BlueHDi 100	75	05/18→					
1.5 BlueHDi 120	88	05/18→	➔	☐		24.3387-1734.5 240656	TRW - Halter
1.6 BlueHDi	85	07/14→					
1.6 BlueHDi 100	73	01/15→					
1.6 BlueHDi 120	88	07/14→					
1.6 BlueHDi 75	55	01/15→					
1.6 HDi	68	03/13→					
1.6 HDi	84	03/13→					
1.6 VTi	88	03/13→					
 <b>Bremsschlauch</b>							
1.2 PureTech 82	61	01/18→12/19	←	+ std	2	24.5111-0496.3 331371	L= 495
1.2 THP 110 / PureTech 110	81	01/15→	←		2	24.5144-0480.3 330961	L= 480
1.2 THP 130 / PureTech 130	96	01/15→	➔	innen	2	24.5239-0190.3 330966	L= 190
1.2 VTi	60	03/13→12/18					
1.4 HDi	50	06/13→					
1.5 BlueHDi 100	75	05/18→					
1.5 BlueHDi 120	88	05/18→					
1.6 BlueHDi	85	07/14→					
1.6 BlueHDi 100	73	01/15→					
1.6 BlueHDi 120	88	07/14→					
1.6 BlueHDi 75	55	01/15→					
1.6 HDi	68	03/13→					
1.6 HDi	84	03/13→					
1.6 VTi	88	03/13→					
<b>PEUGEOT - 2008 II (UD_, US_, UY_, UK_) 08/19→</b>							
<b>Feder, Bremssattel</b>							
1.2 PureTech 100	74	11/19→	←	für Bremsscheibendurchmesser [mm]: 302		11.8116-0356.1 390586	ATE
1.2 PureTech 130	96	08/19→					
1.2 THP / PureTech 155 (USHNNS, URHNNS, UXHNJP, URHNJP,...)	114	11/19→					
1.5 BlueHDi 100	75	08/19→					
1.5 BlueHDi 130	96	08/19→					
e-2008	100	09/19→					










	kw			 	! #			
<b>PEUGEOT - 3008 Großraumlimousine (0U_) 05/09→12/17</b>								
<b> Bremssattel</b>								
1.6 THP	110	06/09→08/16	←	☐		24.3571-9939.5	241036	ATE - Halter
1.6 THP	115	06/09→08/16						
1.6 Turbo	121	05/14→08/16	←	☐		24.3571-9940.5	241037	ATE - Halter
2.0 HDi	100	09/11→08/16						
2.0 HDi	120	06/09→08/16						
2.0 HDi 150 / BlueHDi 150	110	06/09→08/16						
2.0 HDi Hybrid4	120	02/11→08/16	←	☐		24.3601-9717.5	241050	ATE - Halter
			←	☐		24.3601-9718.5	241051	ATE - Halter
<b>Feder, Bremssattel</b>								
1.6 THP	110	06/09→08/16	←		2	11.8116-0356.1	390586	ATE
1.6 THP	115	06/09→08/16						
1.6 Turbo	121	05/14→08/16						
2.0 HDi	100	09/11→08/16						
2.0 HDi	120	06/09→08/16						
2.0 HDi 150 / BlueHDi 150	110	06/09→08/16						
2.0 HDi Hybrid4	120	02/11→08/16			2	11.8116-0356.1	390586	ATE
<b>Führungshülzensatz, Bremssattel</b>								
1.6 THP	110	06/09→08/16	←			11.0101-5704.2	260095	ATE
1.6 THP	115	06/09→08/16						
1.6 Turbo	121	05/14→08/16						
2.0 HDi	100	09/11→08/16						
2.0 HDi	120	06/09→08/16						
2.0 HDi 150 / BlueHDi 150	110	06/09→08/16						
2.0 HDi Hybrid4	120	02/11→08/16						
<b>Führungsbolzen, Bremssattel</b>								
1.6 THP	110	06/09→08/16			2	11.8171-0008.1	990049	ATE
1.6 THP	115	06/09→08/16						
1.6 Turbo	121	05/14→08/16						
2.0 HDi	100	09/11→08/16						
2.0 HDi	120	06/09→08/16						
2.0 HDi 150 / BlueHDi 150	110	06/09→08/16						
2.0 HDi Hybrid4	120	02/11→08/16						
<b>Dichtungssatz, Bremssattel</b>								
2.0 HDi Hybrid4	120	02/11→08/16				11.0441-6008.2	250038	ATE für Kolben-Ø [mm]: 60
<b> Bremsschlauch</b>								
1.2	96	01/15→08/16	←		2	24.5111-0435.3	331538	L= 425
1.6 BlueHDi 120	88	05/14→08/16						
1.6 HDi	80	06/09→08/16	→		2	24.5246-0190.3	330697	L= 190
1.6 HDi	82	12/09→08/16						
1.6 HDi	84	03/13→08/16						
1.6 HDi 115 / BlueHDi 115	85	02/13→08/16						
1.6 THP	110	06/09→08/16						
1.6 THP	115	06/09→08/16						
1.6 Turbo	121	05/14→08/16						
1.6 VTi	88	06/09→08/16						
2.0 HDi	100	09/11→08/16						
2.0 HDi	120	06/09→08/16						
2.0 HDi 150 / BlueHDi 150	110	06/09→08/16						
2.0 HDi Hybrid4	120	02/11→08/16	←		2	24.5111-0435.3	331538	L= 425
<b>PEUGEOT - 3008 SUV (MC_, MR_, MJ_, M4_) 05/16→</b>								
<b>Führungshülzensatz, Bremssattel</b>								
1.2 THP/ PureTech 130	96	05/16→	←	für Bremsscheibendurchmesser [mm]: 304		11.0101-5407.2	260011	ATE
1.5 BlueHDi 130	96	02/18→						
1.6 BlueHDi 100	73	11/16→						
1.6 BlueHDi 115	85	11/16→						
1.6 BlueHDi 120	88	05/16→						
1.6 PureTech 180	133	07/18→						
1.6 THP 150	110	11/17→						
1.6 THP 165	121	05/16→						
2.0 BlueHDi 136	100	11/16→						
2.0 BlueHDi 150	110	05/16→						
2.0 BlueHDi 180	130	01/18→						
2.0 BlueHDi 180	133	05/16→						
Hybrid	133	10/19→						
Hybrid	165	10/19→						
Hybrid4 (M45GBU)	147	10/19→						
↓								














	kw					! #		
<b>PEUGEOT - 3008 SUV (MC_, MR_, MJ_, M4_) 05/16→</b>								
<b>Führungshülzensatz, Bremssattel</b>								
Hybrid4 (M45GBU)	220	10/19→	←	für Bremsscheibendurchmesser [mm]: 304		11.0101-5407.2	260011	ATE
<b>Führungsbolzen, Bremssattel</b>								
1.2 THP/ PureTech 130	96	05/16→	←	für Bremsscheibendurchmesser [mm]: 304		2	11.8171-0008.1	990049 ATE
1.5 BlueHDi 130	96	02/18→						
1.6 BlueHDi 100	73	11/16→						
1.6 BlueHDi 115	85	11/16→						
1.6 BlueHDi 120	88	05/16→						
1.6 PureTech 180	133	07/18→						
1.6 THP 150	110	11/17→						
1.6 THP 165	121	05/16→						
2.0 BlueHDi 136	100	11/16→						
2.0 BlueHDi 150	110	05/16→						
2.0 BlueHDi 180	130	01/18→						
2.0 BlueHDi 180	133	05/16→						
Hybrid	133	10/19→						
Hybrid	165	10/19→						
Hybrid4 (M45GBU)	147	10/19→						
Hybrid4 (M45GBU)	220	10/19→						
<b>Dichtungssatz, Bremssattel</b>								
1.2 THP/ PureTech 130	96	05/16→	←	für Bremsscheibendurchmesser [mm]: 304		11.0441-6008.2	250038	ATE für Kolben-Ø [mm]: 60
1.5 BlueHDi 130	96	02/18→						
1.6 BlueHDi 100	73	11/16→						
1.6 BlueHDi 115	85	11/16→						
1.6 BlueHDi 120	88	05/16→						
1.6 PureTech 180	133	07/18→						
1.6 THP 150	110	11/17→						
1.6 THP 165	121	05/16→						
2.0 BlueHDi 136	100	11/16→						
2.0 BlueHDi 150	110	05/16→						
2.0 BlueHDi 180	130	01/18→						
2.0 BlueHDi 180	133	05/16→						
Hybrid	133	10/19→						
Hybrid	165	10/19→						
Hybrid4 (M45GBU)	147	10/19→						
Hybrid4 (M45GBU)	220	10/19→						
<b>PEUGEOT - 3008 Van (0U_) 05/09→12/17</b>								
 <b>Bremssattel</b>								
HDi (OURHHT)	120	06/09→08/16	←	<input type="checkbox"/>		24.3571-9939.5	241036	ATE - Halter
HDi 150 (OURHEM)	110	06/09→08/16	←	<input type="checkbox"/>		24.3571-9940.5	241037	ATE - Halter
<b>Feder, Bremssattel</b>								
HDi (OURHHT)	120	06/09→08/16	←		2	11.8116-0356.1	390586	ATE
HDi 150 (OURHEM)	110	06/09→08/16						
<b>Führungshülzensatz, Bremssattel</b>								
HDi (OURHHT)	120	06/09→08/16	←			11.0101-5704.2	260095	ATE
HDi 150 (OURHEM)	110	06/09→08/16						
<b>Führungsbolzen, Bremssattel</b>								
HDi (OURHHT)	120	06/09→08/16			2	11.8171-0008.1	990049	ATE
HDi 150 (OURHEM)	110	06/09→08/16						
 <b>Bremsschlauch</b>								
HDi (OURHHT)	120	06/09→08/16	←		2	24.5111-0435.3	331538	L= 425
HDi 110 (0U9HZ8, 0U9HZT)	80	06/09→08/16	→		2	24.5246-0190.3	330697	L= 190
HDi 150 (OURHEM)	110	06/09→08/16						
<b>PEUGEOT - 3008 Van (MR_, MC_, MJ_) 05/16→</b>								
<b>Führungshülzensatz, Bremssattel</b>								
PureTech 130 (MRHNYH)	96	05/16→	←	für Bremsscheibendurchmesser [mm]: 304		11.0101-5407.2	260011	ATE
<b>Führungsbolzen, Bremssattel</b>								
PureTech 130 (MRHNYH)	96	05/16→	←	für Bremsscheibendurchmesser [mm]: 304		2	11.8171-0008.1	990049 ATE
<b>Dichtungssatz, Bremssattel</b>								
PureTech 130 (MRHNYH)	96	05/16→	←	für Bremsscheibendurchmesser [mm]: 304		11.0441-6008.2	250038	ATE für Kolben-Ø [mm]: 60

	kW			 	! #			
<b>PEUGEOT - 4007 (VU_, VV_) 02/07→03/13</b>								
 <b>Bremssattel</b>								
2.2 HDi	115	02/07→03/13	←	☐; → 11/12	24.3431-1701.5	240437	- Halter	
			←	☐; → 11/12	24.3431-1702.5	240438	- Halter	
			→	☐; → 11/12	24.3381-1711.5	241253	- Halter GG	
			→	☐; → 11/12	24.3381-1712.5	241254	- Halter GG	
2.4 16V	125	02/07→03/13	←	☐; → 11/12	24.3431-1701.5	240437	- Halter	
			←	☐; → 11/12	24.3431-1702.5	240438	- Halter	
			→	☐; 07/07→ 11/12	24.3381-1711.5	241253	- Halter GG	
			→	☐; 07/07→ 11/12	24.3381-1712.5	241254	- Halter GG	
 <b>Bremsschlauch</b>								
2.2 HDi	115	02/07→03/13	←	☐; → 11/12	24.5286-0600.3	331173	L= 600	
2.4 16V	125	02/07→03/13	←	☐; → 11/12	24.5286-0601.3	331174	L= 600	
<b>PEUGEOT - 4007 Van (VU_, VV_) 02/07→03/13</b>								
 <b>Bremssattel</b>								
HDi 155 (VU4HNNH, VV4HK8)	115	02/07→03/13	←	☐; → 11/12	24.3431-1701.5	240437	- Halter	
			←	☐; → 11/12	24.3431-1702.5	240438	- Halter	
			→	☐; → 11/12	24.3381-1711.5	241253	- Halter GG	
			→	☐; → 11/12	24.3381-1712.5	241254	- Halter GG	
 <b>Bremsschlauch</b>								
HDi 155 (VU4HNNH, VV4HK8)	115	02/07→03/13	←	☐; → 11/12	24.5286-0600.3	331173	L= 600	
			←	☐; → 11/12	24.5286-0601.3	331174	L= 600	
<b>PEUGEOT - 4008 05/12→</b>								
 <b>Bremssattel</b>								
1.6	86	05/12→	→	☐; →Orga 13114	24.3351-1703.5	241191	- Halter	
1.6 HDi	84	05/12→						
1.6 HDi AWC	84	05/12→						
1.8 HDi	110	05/12→						
1.8 HDi AWC	110	05/12→						
2.0 AWC	110	05/12→						
<b>PEUGEOT - 5008 (OU_, OE_) 06/09→03/17</b>								
 <b>Bremssattel</b>								
1.2	96	01/15→03/17	←	☐	24.3601-9717.5	241050	ATE - Halter	
1.6 16V	88	09/09→03/17	←	☐	24.3601-9718.5	241051	ATE - Halter	
1.6 16V	115	09/09→03/17						
1.6 BlueHDi 120	88	05/14→03/17						
1.6 HDi	80	09/09→03/17						
1.6 HDi	82	08/10→03/17						
1.6 HDi	84	03/13→03/17						
1.6 THP 150	110	02/12→03/17						
1.6 THP 163	120	02/12→03/17						
1.6 THP 165	121	02/12→03/17						
2.0 HDi	120	09/09→03/17						
2.0 HDi 136 / BlueHDi 136	100	02/12→03/17						
2.0 HDi 150 / BlueHDi 150	110	06/09→03/17	←	☐; 09/09→	24.3601-9717.5	241050	ATE - Halter	
			←	☐; 09/09→	24.3601-9718.5	241051	ATE - Halter	
<b>Feder, Bremssattel</b>								
1.2	96	01/15→03/17	←		2	11.8116-0356.1	390586	ATE
1.6 16V	88	09/09→03/17						
1.6 16V	115	09/09→03/17						
1.6 BlueHDi 120	88	05/14→03/17						
1.6 HDi	80	09/09→03/17						
1.6 HDi	82	08/10→03/17						
1.6 HDi	84	03/13→03/17						
1.6 THP 150	110	02/12→03/17						
1.6 THP 163	120	02/12→03/17						
1.6 THP 165	121	02/12→03/17						
2.0 HDi	120	09/09→03/17						
2.0 HDi 136 / BlueHDi 136	100	02/12→03/17						
2.0 HDi 150 / BlueHDi 150	110	06/09→03/17	←	09/09→	2	11.8116-0356.1	390586	ATE
↓								









	kW			 	! #		
<b>PEUGEOT - 5008 (0U_, 0E_) 06/09→03/17</b>							
<b>Führungshülzensatz, Bremssattel</b>							
1.2	96	01/15→03/17	←			11.0101-5704.2 260095	ATE
1.6 16V	88	09/09→03/17					
1.6 16V	115	09/09→03/17					
1.6 BlueHDi 120	88	05/14→03/17					
1.6 HDi	80	09/09→03/17					
1.6 HDi	82	08/10→03/17					
1.6 HDi	84	03/13→03/17					
1.6 THP 150	110	02/12→03/17					
1.6 THP 163	120	02/12→03/17					
1.6 THP 165	121	02/12→03/17					
2.0 HDi	120	09/09→03/17					
2.0 HDi 136 / BlueHDi 136	100	02/12→03/17					
2.0 HDi 150 / BlueHDi 150	110	06/09→03/17	←	09/09→		11.0101-5704.2 260095	ATE
<b>Führungsbolzen, Bremssattel</b>							
1.2	96	01/15→03/17	←		2	11.8171-0008.1 990049	ATE
1.6 16V	88	09/09→03/17					
1.6 16V	115	09/09→03/17					
1.6 BlueHDi 120	88	05/14→03/17					
1.6 HDi	80	09/09→03/17					
1.6 HDi	82	08/10→03/17					
1.6 HDi	84	03/13→03/17					
1.6 THP 150	110	02/12→03/17					
1.6 THP 163	120	02/12→03/17					
1.6 THP 165	121	02/12→03/17					
2.0 HDi	120	09/09→03/17					
2.0 HDi 136 / BlueHDi 136	100	02/12→03/17					
2.0 HDi 150 / BlueHDi 150	110	06/09→03/17					
<b>Dichtungssatz, Bremssattel</b>							
1.2	96	01/15→03/17	←			11.0441-6008.2 250038	ATE für Kolben-Ø [mm]: 60
1.6 16V	88	09/09→03/17					
1.6 16V	115	09/09→03/17					
1.6 BlueHDi 120	88	05/14→03/17					
1.6 HDi	80	09/09→03/17					
1.6 HDi	82	08/10→03/17					
1.6 HDi	84	03/13→03/17					
1.6 THP 150	110	02/12→03/17					
1.6 THP 163	120	02/12→03/17					
1.6 THP 165	121	02/12→03/17					
2.0 HDi	120	09/09→03/17					
2.0 HDi 136 / BlueHDi 136	100	02/12→03/17					
2.0 HDi 150 / BlueHDi 150	110	06/09→03/17	←	09/09→		11.0441-6008.2 250038	ATE für Kolben-Ø [mm]: 60
<b> Bremsschlauch</b>							
1.2	96	01/15→03/17	←		2	24.5111-0435.3 331538	L= 425
1.6 16V	88	09/09→03/17					
1.6 16V	115	09/09→03/17	→		2	24.5246-0216.3 331022	L= 216,6
1.6 BlueHDi 120	88	05/14→03/17					
1.6 HDi	80	09/09→03/17					
1.6 HDi	82	08/10→03/17					
1.6 HDi	84	03/13→03/17					
1.6 THP 150	110	02/12→03/17					
1.6 THP 163	120	02/12→03/17					
1.6 THP 165	121	02/12→03/17					
2.0 HDi	120	09/09→03/17					
2.0 HDi 136 / BlueHDi 136	100	02/12→03/17					
2.0 HDi 150 / BlueHDi 150	110	06/09→03/17	←	09/09→	2	24.5111-0435.3 331538	L= 425
			→	09/09→	2	24.5246-0216.3 331022	L= 216,6
<b>PEUGEOT - 5008 I Van (0U_) 06/09→03/17</b>							
<b> Bremssattel</b>							
Hdi / e-HDi (0U9HD8, 0U9HDA)	84	03/13→03/17	←	☐		24.3601-9717.5 241050	ATE - Halter
Hdi (0U9HR8)	82	08/10→03/17	←	☐		24.3601-9718.5 241051	ATE - Halter
Hdi 136 (OURHEM)	100	02/12→03/17					
Hdi 150 (OURHEM)	110	06/09→03/17					
Hdi 165 (OURHHT)	120	06/09→03/17					
<b>Feder, Bremssattel</b>							
Hdi / e-HDi (0U9HD8, 0U9HDA)	84	03/13→03/17	←		2	11.8116-0356.1 390586	ATE
↓							












	kW					! #			
<b>PEUGEOT - 5008 I Van (OU_) 06/09→03/17</b>									
<b>Feder, Bremsattel</b>									
HDi (OU9HR8)	82	08/10→03/17	←			2	11.8116-0356.1	390586	ATE
HDi 136 (OURHEM)	100	02/12→03/17							
HDi 150 (OURHEM)	110	06/09→03/17							
HDi 165 (OURHHT)	120	06/09→03/17							
<b>Führungshülzensatz, Bremsattel</b>									
HDi / e-HDi (OU9HD8, OU9HDA)	84	03/13→03/17	←				11.0101-5704.2	260095	ATE
HDi (OU9HR8)	82	08/10→03/17							
HDi 136 (OURHEM)	100	02/12→03/17							
HDi 150 (OURHEM)	110	06/09→03/17							
HDi 165 (OURHHT)	120	06/09→03/17							
<b>Führungsbolzen, Bremsattel</b>									
HDi / e-HDi (OU9HD8, OU9HDA)	84	03/13→03/17	←			2	11.8171-0008.1	990049	ATE
HDi (OU9HR8)	82	08/10→03/17							
HDi 136 (OURHEM)	100	02/12→03/17							
HDi 150 (OURHEM)	110	06/09→03/17							
HDi 165 (OURHHT)	120	06/09→03/17							
<b>Dichtungssatz, Bremsattel</b>									
HDi / e-HDi (OU9HD8, OU9HDA)	84	03/13→03/17	←				11.0441-6008.2	250038	ATE für Kolben-Ø [mm]: 60
HDi (OU9HR8)	82	08/10→03/17							
HDi 136 (OURHEM)	100	02/12→03/17							
HDi 150 (OURHEM)	110	06/09→03/17							
HDi 165 (OURHHT)	120	06/09→03/17							
<b>Bremsschlauch</b>									
HDi / e-HDi (OU9HD8, OU9HDA)	84	03/13→03/17	←			2	24.5111-0435.3	331538	L= 425
HDi (OU9HR8)	82	08/10→03/17	→			2	24.5246-0216.3	331022	L= 216,6
HDi 136 (OURHEM)	100	02/12→03/17							
HDi 150 (OURHEM)	110	06/09→03/17							
HDi 165 (OURHHT)	120	06/09→03/17							
<b>PEUGEOT - 5008 II (MC_, MJ_, MR_, M4_) 12/16→</b>									
<b>Führungshülzensatz, Bremsattel</b>									
1.2 (MRHNYH, MRHNYW, MRHNSJ)	96	12/16→	←				11.0101-5407.2	260011	ATE
1.5 BlueHDi 130	96	02/18→							
1.6	110	07/18→							
1.6 BlueHDi 100	73	12/16→							
1.6 BlueHDi 115	85	12/16→							
1.6 BlueHDi 120	88	12/16→							
1.6 PureTech 180	133	07/18→							
1.6 THP 165	121	12/16→							
2.0 BlueHDi 136	100	12/16→							
2.0 BlueHDi 150	110	12/16→							
2.0 BlueHDi 180	130	01/18→							
2.0 BlueHDi 180	133	12/16→							
<b>Führungsbolzen, Bremsattel</b>									
1.2 (MRHNYH, MRHNYW, MRHNSJ)	96	12/16→	←			2	11.8171-0008.1	990049	ATE
1.5 BlueHDi 130	96	02/18→							
1.6	110	07/18→							
1.6 BlueHDi 100	73	12/16→							
1.6 BlueHDi 115	85	12/16→							
1.6 BlueHDi 120	88	12/16→							
1.6 PureTech 180	133	07/18→							
1.6 THP 165	121	12/16→							
2.0 BlueHDi 136	100	12/16→							
2.0 BlueHDi 150	110	12/16→							
2.0 BlueHDi 180	130	01/18→							
2.0 BlueHDi 180	133	12/16→							
<b>Dichtungssatz, Bremsattel</b>									
1.2 (MRHNYH, MRHNYW, MRHNSJ)	96	12/16→	←				11.0441-6008.2	250038	ATE für Kolben-Ø [mm]: 60
1.5 BlueHDi 130	96	02/18→							
1.6	110	07/18→							
1.6 BlueHDi 100	73	12/16→							
1.6 BlueHDi 115	85	12/16→							
1.6 BlueHDi 120	88	12/16→							
1.6 PureTech 180	133	07/18→							
1.6 THP 165	121	12/16→							
2.0 BlueHDi 136	100	12/16→							
2.0 BlueHDi 150	110	12/16→							
2.0 BlueHDi 180	130	01/18→							
2.0 BlueHDi 180	133	12/16→							








	kw					! #		
<b>PEUGEOT - BIPPER (AA_) 02/08→</b>								
 <b>Bremssattel</b>								
1.3 HDi 75	55	10/10→	←	☐		24.3541-1769.5	240601	BOS - Halter
1.3 HDi 80 / BlueHDi 80	59	12/15→	←	☐		24.3541-1770.5	240602	BOS - Halter
1.4	54	02/08→	←	☐				
1.4 HDi	50	02/08→	←	☐				
 <b>Bremsschlauch</b>								
1.3 HDi 75	55	10/10→	←		2	24.5112-0402.3	331297	L= 402
1.3 HDi 80 / BlueHDi 80	59	12/15→	←		2	24.5228-0181.3	331279	L= 180
1.4	54	02/08→	→		2	24.5228-0181.3	331279	L= 180
1.4 HDi	50	02/08→	→		2	24.5228-0181.3	331279	L= 180
<b>PEUGEOT - BIPPER TEPEE 04/08→</b>								
 <b>Bremssattel</b>								
1.3 HDi 75	55	10/10→	←	☐		24.3541-1769.5	240601	BOS - Halter
1.4	54	04/08→	←	☐		24.3541-1770.5	240602	BOS - Halter
1.4 HDi	50	04/08→	←	☐		24.3541-1770.5	240602	BOS - Halter
 <b>Bremsschlauch</b>								
1.3 HDi 75	55	10/10→	←		2	24.5112-0402.3	331297	L= 402
1.4	54	04/08→	→		2	24.5228-0181.3	331279	L= 180
1.4 HDi	50	04/08→	→		2	24.5228-0181.3	331279	L= 180
<b>PEUGEOT - BOXER Bus 09/05→</b>								
 <b>Bremssattel</b>								
2.0 BlueHDi 110	81	07/15→09/19	←	☐; Nutzlast leicht 16Q; Nutzlast [kg]: 1.600; nicht für erhöhte Nutzlast		24.3521-1711.5	240755	BRE - Halter
2.0 BlueHDi 130	96	07/15→09/19	←	☐; Nutzlast leicht 16Q; Nutzlast [kg]: 1.600; nicht für erhöhte Nutzlast		24.3521-1711.5	240755	BRE - Halter
2.0 BlueHDi 160	120	07/15→09/19	←	☐; Nutzlast leicht 16Q; Nutzlast [kg]: 1.600; nicht für erhöhte Nutzlast		24.3521-1711.5	240755	BRE - Halter
2.2 BlueHDi 120	88	07/19→	←	☐; Nutzlast 14Q; Nutzlast [kg]: 1.400		24.3521-1711.5	240755	BRE - Halter
2.2 BlueHDi 140	103	07/19→	←	☐; Nutzlast 14Q; Nutzlast [kg]: 1.400		24.3521-1711.5	240755	BRE - Halter
2.2 BlueHDi 165	121	08/19→	←	☐; Nutzlast 14Q; Nutzlast [kg]: 1.400; für Facelift		24.3521-1711.5	240755	BRE - Halter
2.2 HDi 100	74	04/06→	←	☐; Nutzlast leicht 16Q; Nutzlast [kg]: 1.600; nicht für erhöhte Nutzlast		24.3521-1711.5	240755	BRE - Halter
2.2 HDi 120	88	04/06→	←	☐; Nutzlast leicht 16Q; Nutzlast [kg]: 1.600; nicht für erhöhte Nutzlast		24.3521-1711.5	240755	BRE - Halter
3.0 HDi 145	107	04/10→	←	☐; Nutzlast 14Q; Nutzlast [kg]: 1.400; für Facelift		24.3521-1711.5	240755	BRE - Halter
3.0 HDi 160	116	04/06→	←	☐; → 02/11; Nutzlast leicht 16Q; Nutzlast [kg]: 1.600; nicht für erhöhte Nutzlast		24.3521-1712.5	240756	BRE - Halter
			←	☐; Nutzlast schwer 16Q; Nutzlast [kg]: 1.600; für erhöhte Nutzlast; nicht für Facelift		24.3521-1713.5	240762	- Halter
			←	☐; → 02/11; Nutzlast schwer 16Q; Nutzlast [kg]: 1.600; für erhöhte Nutzlast		24.3521-1714.5	240763	- Halter
			→	☐; nicht für Facelift		24.3481-1811.5	240758	BOS - Halter
			→	☐; nicht für Facelift		24.3481-1812.5	240759	BOS - Halter
2.2 HDi 110	81	03/11→	←	☐; Nutzlast leicht 16Q; Nutzlast [kg]: 1.600; nicht für erhöhte Nutzlast		24.3521-1711.5	240755	BRE - Halter
2.2 HDi 130	96	03/11→	←	☐; Nutzlast leicht 16Q; Nutzlast [kg]: 1.600; nicht für erhöhte Nutzlast		24.3521-1711.5	240755	BRE - Halter
2.2 HDi 150	110	03/11→	←	☐; Nutzlast leicht 16Q; Nutzlast [kg]: 1.600; nicht für erhöhte Nutzlast		24.3521-1711.5	240755	BRE - Halter
3.0 HDi 175	130	03/11→	←	☐; Nutzlast 14Q; Nutzlast [kg]: 1.400; für Facelift		24.3521-1711.5	240755	BRE - Halter
			←	☐; Nutzlast schwer 16Q; Nutzlast [kg]: 1.600; für erhöhte Nutzlast; nicht für Facelift		24.3521-1713.5	240762	- Halter
			→	☐; nicht für Facelift		24.3481-1811.5	240758	BOS - Halter
			→	☐; nicht für Facelift		24.3481-1812.5	240759	BOS - Halter
 <b>Bremsschlauch</b>								
2.0 BlueHDi 110	81	07/15→09/19	←		2	24.5112-0492.3	331217	L= 492
2.0 BlueHDi 130	96	07/15→09/19	→	für Fahrzeuge ohne Spurverbreiterung	2	24.5112-0417.3	331298	L= 417
2.0 BlueHDi 160	120	07/15→09/19	→	für Fahrzeuge mit Spurverbreiterung	2	83.7101-9489.3	330906	L= 488,5
2.2 BlueHDi 120	88	07/19→	→		2	83.7101-9489.3	330906	L= 488,5
2.2 BlueHDi 140	103	07/19→	→		2	83.7101-9489.3	330906	L= 488,5
2.2 BlueHDi 165	121	08/19→	→		2	83.7101-9489.3	330906	L= 488,5
2.2 HDi 100	74	04/06→	→		2	83.7101-9489.3	330906	L= 488,5
2.2 HDi 110	81	03/11→	→		2	83.7101-9489.3	330906	L= 488,5
2.2 HDi 120	88	04/06→	→		2	83.7101-9489.3	330906	L= 488,5
2.2 HDi 130	96	03/11→	→		2	83.7101-9489.3	330906	L= 488,5
2.2 HDi 150	110	03/11→	→		2	83.7101-9489.3	330906	L= 488,5
3.0 HDi 145	107	04/10→	→		2	83.7101-9489.3	330906	L= 488,5
3.0 HDi 160	116	04/06→	→		2	83.7101-9489.3	330906	L= 488,5
3.0 HDi 175	130	03/11→	→		2	83.7101-9489.3	330906	L= 488,5










	kw			 	! #		
<b>PEUGEOT - BOXER Bus (230P) 03/94→04/02</b>							
 <b>Bremssattel</b>							
1.9 D	51	03/94→04/02	←	☐; → 10/01; Nutzlast [kg]: 1.000; - ABS	24.3481-1719.5	240155	TRW - Halter
			←	☐; → 10/01; Nutzlast [kg]: 1.000; - ABS	24.3481-1720.5	240156	TRW - Halter
			←	☐; 11/01→ 03/02; Nutzlast [kg]: 1.000; + ABS	24.3481-1795.5	240768	- Halter
			←	☐; 11/01→ 03/02; Nutzlast [kg]: 1.000; + ABS	24.3481-1796.5	240769	- Halter
			→	☐; 11/01→ 03/02; Nutzlast [kg]: 1.000	24.3461-1701.5	240449	- Halter
			→	☐; 11/01→ 03/02; Nutzlast [kg]: 1.000	24.3461-1702.5	240450	- Halter
1.9 TD	66	08/94→04/02	←	☐; → 10/01; Nutzlast ab [kg] 1.000 Nutzlast bis [kg] 1.400; - ABS	24.3481-1719.5	240155	TRW - Halter
1.9 TD	68	03/94→04/02	←	☐; → 10/01; Nutzlast ab [kg] 1.000 Nutzlast bis [kg] 1.400; - ABS	24.3481-1720.5	240156	TRW - Halter
1.9 TD 4x4	68	07/96→04/02	←	☐; 11/01→ 03/02; Nutzlast ab [kg] 1.000 Nutzlast bis [kg] 1.400; + ABS	24.3481-1795.5	240768	- Halter
			←	☐; 11/01→ 03/02; Nutzlast ab [kg] 1.000 Nutzlast bis [kg] 1.400; + ABS	24.3481-1796.5	240769	- Halter
			→	☐; 11/01→ 03/02; Nutzlast ab [kg] 1.000 Nutzlast bis [kg] 1.400	24.3461-1701.5	240449	- Halter
			→	☐; 11/01→ 03/02; Nutzlast ab [kg] 1.000 Nutzlast bis [kg] 1.400	24.3461-1702.5	240450	- Halter
2.0 i 2.0 i 4x4	80 80	03/94→04/02 08/96→04/02	←	☐; → 10/01; Nutzlast ab [kg] 1.000 Nutzlast bis [kg] 1.400; - ABS	24.3481-1719.5	240155	TRW - Halter
			←	☐; → 10/01; Nutzlast ab [kg] 1.000 Nutzlast bis [kg] 1.400; - ABS	24.3481-1720.5	240156	TRW - Halter
			←	☐; 11/01→ 03/02; Nutzlast ab [kg] 1.000 Nutzlast bis [kg] 1.400; + ABS	24.3481-1795.5	240768	- Halter
			←	☐; 11/01→ 03/02; Nutzlast ab [kg] 1.000 Nutzlast bis [kg] 1.400; + ABS	24.3481-1796.5	240769	- Halter
			←	☐; 11/01→ 03/02; Nutzlast [kg]: 1.800; + ABS	24.3521-1715.5	240770	- Halter
			←	☐; 11/01→ 03/02; Nutzlast [kg]: 1.800; + ABS	24.3521-1716.5	240771	- Halter
			→	☐; 11/01→ 03/02; Nutzlast ab [kg] 1.000 Nutzlast bis [kg] 1.800	24.3461-1701.5	240449	- Halter
			→	☐; 11/01→ 03/02; Nutzlast ab [kg] 1.000 Nutzlast bis [kg] 1.800	24.3461-1702.5	240450	- Halter
2.5 D 2.5 D 4x4	63 63	08/94→04/02 07/96→04/02	←	☐; → 10/01; Nutzlast [kg]: 1.400; - ABS	24.3481-1719.5	240155	TRW - Halter
			←	☐; → 10/01; Nutzlast [kg]: 1.400; - ABS	24.3481-1720.5	240156	TRW - Halter
			←	☐; 11/01→ 03/02; Nutzlast [kg]: 1.400; + ABS	24.3481-1795.5	240768	- Halter
			←	☐; 11/01→ 03/02; Nutzlast [kg]: 1.400; + ABS	24.3481-1796.5	240769	- Halter
			←	☐; 11/01→ 03/02; Nutzlast [kg]: 1.800; + ABS	24.3521-1715.5	240770	- Halter
			←	☐; 11/01→ 03/02; Nutzlast [kg]: 1.800; + ABS	24.3521-1716.5	240771	- Halter
			→	☐; 11/01→ 03/02; Nutzlast ab [kg] 1.400 Nutzlast bis [kg] 1.800	24.3461-1701.5	240449	- Halter
			→	☐; 11/01→ 03/02; Nutzlast ab [kg] 1.400 Nutzlast bis [kg] 1.800	24.3461-1702.5	240450	- Halter
2.5 TD	76	07/94→04/02	←	☐; 08/94→ 10/01; Nutzlast [kg]: 1.400; - ABS	24.3481-1711.5	240129	TRW - Halter
			←	☐; 08/94→ 10/01; Nutzlast [kg]: 1.400; - ABS	24.3481-1712.5	240130	TRW - Halter
			←	☐; 11/01→ 03/02; Nutzlast [kg]: 1.400; + ABS	24.3481-1795.5	240768	- Halter
			←	☐; 11/01→ 03/02; Nutzlast [kg]: 1.400; + ABS	24.3481-1796.5	240769	- Halter
			←	☐; 11/01→ 03/02; Nutzlast [kg]: 1.800; + ABS	24.3521-1715.5	240770	- Halter
			←	☐; 11/01→ 03/02; Nutzlast [kg]: 1.800; + ABS	24.3521-1716.5	240771	- Halter
			→	☐; 11/01→ 03/02; Nutzlast ab [kg] 1.400 Nutzlast bis [kg] 1.800	24.3461-1701.5	240449	- Halter
			→	☐; 11/01→ 03/02; Nutzlast ab [kg] 1.400 Nutzlast bis [kg] 1.800	24.3461-1702.5	240450	- Halter
2.5 TD 4x4	76	07/96→04/02	←	☐; → 10/01; Nutzlast [kg]: 1.400; - ABS	24.3481-1711.5	240129	TRW - Halter
2.5 TDI	79	01/97→04/02	←	☐; → 10/01; Nutzlast [kg]: 1.400; - ABS	24.3481-1712.5	240130	TRW - Halter
2.5 TDI 4x4	79	01/97→04/02	←	☐; → 10/01; Nutzlast [kg]: 1.400; - ABS	24.3481-1712.5	240130	TRW - Halter
2.8 HDI	94	11/00→04/02					













	kw			 	! #			
<b>PEUGEOT - BOXER Bus (230P) 03/94→04/02</b>								
 <b>Bremssattel</b>								
2.5 TD 4x4 2.5 TDI 2.5 TDI 4x4 2.8 HDI	76 79 79 94	07/96→04/02 01/97→04/02 01/97→04/02 11/00→04/02	← ← ← ← → →	☐; 11/01→ 03/02; Nutzlast [kg]: 1.400; + ABS ☐; 11/01→ 03/02; Nutzlast [kg]: 1.400; + ABS ☐; 11/01→ 03/02; Nutzlast [kg]: 1.800; + ABS ☐; 11/01→ 03/02; Nutzlast [kg]: 1.800; + ABS ☐; 11/01→ 03/02; Nutzlast ab [kg] 1.400 Nutzlast bis [kg] 1.800 ☐; 11/01→ 03/02; Nutzlast ab [kg] 1.400 Nutzlast bis [kg] 1.800	24.3481-1795.5 24.3481-1796.5 24.3521-1715.5 24.3521-1716.5 24.3461-1701.5 24.3461-1702.5	240768 240769 240770 240771 240449 240450	- Halter - Halter - Halter - Halter - Halter - Halter	
2.8 D	64	01/99→02/02	← ← ← ← ← ← → →	☐; → S 16206253; Nutzlast [kg]: 1.400; - ABS ☐; → S 16206253; Nutzlast [kg]: 1.400; - ABS ☐; S 16204256→; Nutzlast [kg]: 1.400; + ABS ☐; S 16204256→; Nutzlast [kg]: 1.400; + ABS ☐; S 16194400→; Nutzlast [kg]: 1.800; + ABS ☐; S 16194400→; Nutzlast [kg]: 1.800; + ABS ☐; S 16194400→; Nutzlast ab [kg] 1.400 Nutzlast bis [kg] 1.800 ☐; S 16194400→; Nutzlast ab [kg] 1.400 Nutzlast bis [kg] 1.800	24.3481-1711.5 24.3481-1719.5 24.3481-1712.5 24.3481-1720.5 24.3481-1795.5 24.3481-1796.5 24.3521-1715.5 24.3521-1716.5 24.3461-1701.5 24.3461-1702.5	240129 240155 240130 240156 240768 240769 240770 240771 240449 240450	TRW - Halter TRW - Halter TRW - Halter TRW - Halter - Halter - Halter - Halter - Halter - Halter - Halter	
2.8 HDi	93	10/00→11/01	→ →	☐; 11/01→; Nutzlast ab [kg] 1.400 Nutzlast bis [kg] 1.800 ☐; 11/01→; Nutzlast ab [kg] 1.400 Nutzlast bis [kg] 1.800	24.3461-1701.5 24.3461-1702.5	240449 240450	- Halter - Halter	
2.8 HDi 4x4	94	10/00→04/02	← ← ← ← ← ← → → → →	☐; → S 16206253; Nutzlast ab [kg] 1.000 Nutzlast bis [kg] 1.400; - ABS ☐; → S 16206253; Nutzlast ab [kg] 1.000 Nutzlast bis [kg] 1.400; - ABS ☐; S 16204256→; → 03/02; Nutzlast ab [kg] 1.000 Nutzlast bis [kg] 1.400; + ABS ☐; S 16204256→; → 03/02; Nutzlast ab [kg] 1.000 Nutzlast bis [kg] 1.400; + ABS ☐; S 16194400→; → 03/02; Nutzlast [kg]: 1.800; + ABS ☐; S 16194400→; → 03/02; Nutzlast [kg]: 1.800; + ABS ☐; S 16194400→; → 03/02; Nutzlast [kg]: 1.800 ☐; S 16194400→; → 03/02; Nutzlast ab [kg] 1.000 Nutzlast bis [kg] 1.400 ☐; S 16194400→; → 03/02; Nutzlast ab [kg] 1.000 Nutzlast bis [kg] 1.400 ☐; S 16194400→; → 03/02; Nutzlast [kg]: 1.800	24.3481-1711.5 24.3481-1719.5 24.3481-1712.5 24.3481-1720.5 24.3481-1795.5 24.3481-1796.5 24.3521-1715.5 24.3521-1716.5 24.3461-1701.5 24.3461-1701.5 24.3461-1702.5 24.3461-1702.5	240129 240155 240130 240156 240768 240769 240770 240771 240449 240449 240450 240450	TRW - Halter TRW - Halter TRW - Halter TRW - Halter - Halter - Halter - Halter - Halter - Halter - Halter - Halter - Halter	
<b>Zubehörsatz, Bremssattel</b>								
1.9 D	51	03/94→04/02	←	→ 10/01; Nutzlast [kg]: 1.000; + ABS	24.0101-4804.2	260050	TRW	
1.9 TD 1.9 TD 1.9 TD 4x4 2.0 i 2.0 i 4x4	66 68 68 80 80	08/94→04/02 03/94→04/02 07/96→04/02 03/94→04/02 08/96→04/02	←	→ 10/01; Nutzlast ab [kg] 1.000 Nutzlast bis [kg] 1.400; + ABS	24.0101-4804.2	260050	TRW	
2.5 D 2.5 D 4x4	63 63	08/94→04/02 07/96→04/02	←	→ 10/01; Nutzlast [kg]: 1.400; + ABS	24.0101-4804.2	260050	TRW	
2.8 D	64	01/99→02/02	←	→ S 16206253; Nutzlast [kg]: 1.400; + ABS	24.0101-4804.2	260050	TRW	
2.8 HDi 4x4	94	10/00→04/02	←	→ S 16206253; Nutzlast ab [kg] 1.000 Nutzlast bis [kg] 1.400; + ABS	24.0101-4804.2	260050	TRW	
 <b>Bremsschlauch</b>								
1.9 D	51	03/94→04/02	←	S 15866410→; → 10/01; Nutzlast [kg]: 1.000	2	24.5112-0461.3 24.5112-0466.3	330616 330579	L= 460 L= 462
↓			←	→ S 15866409; Nutzlast [kg]: 1.000	2	24.5112-0465.3	330526	L= 465











	kw			 	! #		
<b>PEUGEOT - BOXER Bus (230P) 03/94→04/02</b>							
<b>Bremsschlauch</b>							
1.9 D	51	03/94→04/02	←	→ S 15866409; Nutzlast [kg]: 1.000	2	24.5112-0466.3 330579	L= 462
			←	11/01→ 03/02; Nutzlast [kg]: 1.000	2	24.5112-0470.3 331460 24.5112-0477.3 331299	L= 470 L= 477
			→	☐; → 10/01; Nutzlast [kg]: 1.000; + ABS; für Fahrzeuge ohne verstärktes Fahrwerk		24.5112-0315.3 330509	L= 315
			→	→ 10/01; Nutzlast [kg]: 1.000; - ABS; für Fahrzeuge ohne verstärktes Fahrwerk	1	24.5112-0340.3 330511	L= 340
			→	11/01→ 03/02; Nutzlast [kg]: 1.000; - ABS; für Fahrzeuge mit Trommelbremse an der Hinterachse	1	24.5112-0361.3 330649	L= 360 + Halter
			→	→ 10/01; Nutzlast [kg]: 1.000; - ABS; für Fahrzeuge mit verstärktem Fahrwerk	1	24.5112-0361.3 330649	L= 360 + Halter
			→	11/01→ 03/02; Nutzlast [kg]: 1.000; für Fahrzeuge mit Scheibenbremse an der Hinterachse	2	83.6401-0159.3 330746	L= 160
1.9 TD 1.9 TD 1.9 TD 4x4	66 68 68	08/94→04/02 03/94→04/02 07/96→04/02	←	S 15866410→; → 10/01; Nutzlast ab [kg] 1.000 Nutzlast bis [kg] 1.400	2	24.5112-0461.3 330616 24.5112-0466.3 330579	L= 460 L= 462
			←	→ S 15866409; Nutzlast ab [kg] 1.000 Nutzlast bis [kg] 1.400	2	24.5112-0465.3 330526 24.5112-0466.3 330579	L= 465 L= 462
			←	11/01→ 03/02; Nutzlast ab [kg] 1.000 Nutzlast bis [kg] 1.400	2	24.5112-0470.3 331460 24.5112-0477.3 331299	L= 470 L= 477
			→	☐; → 10/01; Nutzlast ab [kg] 1.000 Nutzlast bis [kg] 1.400; + ABS; für Fahrzeuge ohne verstärktes Fahrwerk		24.5112-0315.3 330509	L= 315
			→	→ 10/01; Nutzlast ab [kg] 1.000 Nutzlast bis [kg] 1.400; - ABS; für Fahrzeuge ohne verstärktes Fahrwerk	1	24.5112-0340.3 330511	L= 340
			→	→ 10/01; Nutzlast ab [kg] 1.000 Nutzlast bis [kg] 1.400; - ABS; für Fahrzeuge mit verstärktem Fahrwerk	1	24.5112-0361.3 330649	L= 360 + Halter
			→	11/01→ 03/02; Nutzlast ab [kg] 1.000 Nutzlast bis [kg] 1.400; - ABS; für Fahrzeuge mit Trommelbremse an der Hinterachse	1	24.5112-0361.3 330649	L= 360 + Halter
			→	11/01→ 03/02; Nutzlast ab [kg] 1.000 Nutzlast bis [kg] 1.400; für Fahrzeuge mit Scheibenbremse an der Hinterachse	2	83.6401-0159.3 330746	L= 160
2.0 i 2.0 i 4x4	80 80	03/94→04/02 08/96→04/02	←	S 15866410→; → 10/01; Nutzlast ab [kg] 1.000 Nutzlast bis [kg] 1.800	2	24.5112-0461.3 330616 24.5112-0466.3 330579	L= 460 L= 462
			←	→ S 15866409; Nutzlast ab [kg] 1.000 Nutzlast bis [kg] 1.800	2	24.5112-0465.3 330526 24.5112-0466.3 330579	L= 465 L= 462
			←	11/01→ 03/02; Nutzlast ab [kg] 1.000 Nutzlast bis [kg] 1.800	2	24.5112-0470.3 331460 24.5112-0477.3 331299	L= 470 L= 477
			→	☐; → 10/01; Nutzlast ab [kg] 1.000 Nutzlast bis [kg] 1.800; + ABS; für Fahrzeuge ohne verstärktes Fahrwerk		24.5112-0315.3 330509	L= 315
			→	→ 10/01; Nutzlast ab [kg] 1.000 Nutzlast bis [kg] 1.800; - ABS; für Fahrzeuge ohne verstärktes Fahrwerk	1	24.5112-0340.3 330511	L= 340
			→	11/01→ 03/02; Nutzlast ab [kg] 1.000 Nutzlast bis [kg] 1.800; - ABS; für Fahrzeuge mit Trommelbremse an der Hinterachse	1	24.5112-0361.3 330649	L= 360 + Halter
			→	→ 10/01; Nutzlast ab [kg] 1.000 Nutzlast bis [kg] 1.800; - ABS; für Fahrzeuge mit verstärktem Fahrwerk	1	24.5112-0361.3 330649	L= 360 + Halter
			→	11/01→ 03/02; Nutzlast ab [kg] 1.000 Nutzlast bis [kg] 1.800; für Fahrzeuge mit Scheibenbremse an der Hinterachse	2	83.6401-0159.3 330746	L= 160
2.5 D 2.5 D 4x4 2.5 TD 4x4 2.5 TDI 2.5 TDI 4x4 2.8 HDI	63 63 76 79 79 94	08/94→04/02 07/96→04/02 07/96→04/02 01/97→04/02 01/97→04/02 11/00→04/02	←	S 15866410→; → 10/01; Nutzlast ab [kg] 1.400 Nutzlast bis [kg] 1.800	2	24.5112-0461.3 330616 24.5112-0466.3 330579	L= 460 L= 462
			←	→ S 15866409; Nutzlast ab [kg] 1.400 Nutzlast bis [kg] 1.800	2	24.5112-0465.3 330526 24.5112-0466.3 330579	L= 465 L= 462
			←	11/01→ 03/02; Nutzlast ab [kg] 1.400 Nutzlast bis [kg] 1.800	2	24.5112-0470.3 331460 24.5112-0477.3 331299	L= 470 L= 477
			→	☐; → 10/01; Nutzlast ab [kg] 1.400 Nutzlast bis [kg] 1.800; + ABS; für Fahrzeuge ohne verstärktes Fahrwerk		24.5112-0315.3 330509	L= 315
			↓				



	kw			 	! #		
<b>PEUGEOT - BOXER Bus (230P) 03/94→04/02</b>							
<b>Bremsschlauch</b>							
2.5 D 2.5 D 4x4 2.5 TD 4x4 2.5 TDI 2.5 TDI 4x4 2.8 HDI	63 63 76 79 79 94	08/94→04/02 07/96→04/02 07/96→04/02 01/97→04/02 01/97→04/02 11/00→04/02	→ → → → → →	→ 10/01; Nutzlast ab [kg] 1.400 Nutzlast bis [kg] 1.800; - ABS; für Fahrzeuge ohne verstärktes Fahrwerk 11/01→ 03/02; Nutzlast ab [kg] 1.400 Nutzlast bis [kg] 1.800; - ABS; für Fahrzeuge mit Trommelbremse an der Hinterachse → 10/01; Nutzlast ab [kg] 1.400 Nutzlast bis [kg] 1.800; - ABS; für Fahrzeuge mit verstärktem Fahrwerk 11/01→ 03/02; Nutzlast ab [kg] 1.400 Nutzlast bis [kg] 1.800; für Fahrzeuge mit Scheibenbremse an der Hinterachse	1 1 1 2	<b>24.5112-0340.3</b> <b>330511</b> <b>24.5112-0361.3</b> <b>330649</b> <b>24.5112-0361.3</b> <b>330649</b> <b>83.6401-0159.3</b> <b>330746</b>	L= 340 L= 360 + Halter L= 360 + Halter L= 160
2.5 TD	76	07/94→04/02	← ← ← → → → → → →	S 15866410→; → 10/01; Nutzlast ab [kg] 1.400 Nutzlast bis [kg] 1.800 08/94→; → S 15866409; Nutzlast ab [kg] 1.400 Nutzlast bis [kg] 1.800 11/01→ 03/02; Nutzlast ab [kg] 1.400 Nutzlast bis [kg] 1.800 □; 08/94→ 10/01; Nutzlast ab [kg] 1.400 Nutzlast bis [kg] 1.800; + ABS; für Fahrzeuge ohne verstärktes Fahrwerk 08/94→ 10/01; Nutzlast ab [kg] 1.400 Nutzlast bis [kg] 1.800; - ABS; für Fahrzeuge ohne verstärktes Fahrwerk 11/01→ 03/02; Nutzlast ab [kg] 1.400 Nutzlast bis [kg] 1.800; - ABS; für Fahrzeuge mit Trommelbremse an der Hinterachse 08/94→ 10/01; Nutzlast ab [kg] 1.400 Nutzlast bis [kg] 1.800; - ABS; für Fahrzeuge mit verstärktem Fahrwerk 11/01→ 03/02; Nutzlast ab [kg] 1.400 Nutzlast bis [kg] 1.800; für Fahrzeuge mit Scheibenbremse an der Hinterachse	2 2 2 1 1 1 2	<b>24.5112-0461.3</b> <b>330616</b> <b>24.5112-0466.3</b> <b>330579</b> <b>24.5112-0465.3</b> <b>330526</b> <b>24.5112-0466.3</b> <b>330579</b> <b>24.5112-0470.3</b> <b>331460</b> <b>24.5112-0477.3</b> <b>331299</b> <b>24.5112-0315.3</b> <b>330509</b> <b>24.5112-0340.3</b> <b>330511</b> <b>24.5112-0361.3</b> <b>330649</b> <b>24.5112-0361.3</b> <b>330649</b> <b>83.6401-0159.3</b> <b>330746</b>	L= 460 L= 462 L= 465 L= 462 L= 470 L= 477 L= 315 L= 340 L= 360 + Halter L= 360 + Halter L= 160
2.8 D	64	01/99→02/02	← ← ← → → → → → → → →	S 15866410→ S 16206244; Nutzlast ab [kg] 1.400 Nutzlast bis [kg] 1.800 → S 15866409; Nutzlast ab [kg] 1.400 Nutzlast bis [kg] 1.800 S 16205353→; Nutzlast ab [kg] 1.400 Nutzlast bis [kg] 1.800 □; → S 16206253; Nutzlast ab [kg] 1.400 Nutzlast bis [kg] 1.800; + ABS; für Fahrzeuge ohne verstärktes Fahrwerk → S 16206244; Nutzlast ab [kg] 1.400 Nutzlast bis [kg] 1.800; - ABS; für Fahrzeuge ohne verstärktes Fahrwerk S 16205353→; Nutzlast ab [kg] 1.400 Nutzlast bis [kg] 1.800; - ABS; für Fahrzeuge mit Trommelbremse an der Hinterachse → S 16206244; Nutzlast ab [kg] 1.400 Nutzlast bis [kg] 1.800; - ABS; für Fahrzeuge mit verstärktem Fahrwerk S 16205353→; Nutzlast ab [kg] 1.400 Nutzlast bis [kg] 1.800; - ABS; für Fahrzeuge mit Scheibenbremse an der Hinterachse S 16194400→; Nutzlast ab [kg] 1.400 Nutzlast bis [kg] 1.800; + ABS; für Fahrzeuge mit Scheibenbremse an der Hinterachse	2 2 2 1 1 1 2 2 2	<b>24.5112-0461.3</b> <b>330616</b> <b>24.5112-0466.3</b> <b>330579</b> <b>24.5112-0465.3</b> <b>330526</b> <b>24.5112-0466.3</b> <b>330579</b> <b>24.5112-0470.3</b> <b>331460</b> <b>24.5112-0477.3</b> <b>331299</b> <b>24.5112-0315.3</b> <b>330509</b> <b>24.5112-0340.3</b> <b>330511</b> <b>24.5112-0361.3</b> <b>330649</b> <b>24.5112-0361.3</b> <b>330649</b> <b>83.6401-0159.3</b> <b>330746</b> <b>83.6401-0159.3</b> <b>330746</b>	L= 460 L= 462 L= 465 L= 462 L= 470 L= 477 L= 315 L= 340 L= 360 + Halter L= 360 + Halter L= 160 L= 160
2.8 HDi	93	10/00→11/01	← ← ← →	S 15866410→; → 10/01; Nutzlast ab [kg] 1.400 Nutzlast bis [kg] 1.800 11/00→; → S 15866409; Nutzlast ab [kg] 1.400 Nutzlast bis [kg] 1.800 11/01→; Nutzlast ab [kg] 1.400 Nutzlast bis [kg] 1.800 □; 11/00→ 10/01; Nutzlast ab [kg] 1.400 Nutzlast bis [kg] 1.800; + ABS; für Fahrzeuge ohne verstärktes Fahrwerk	2 2 2	<b>24.5112-0461.3</b> <b>330616</b> <b>24.5112-0466.3</b> <b>330579</b> <b>24.5112-0465.3</b> <b>330526</b> <b>24.5112-0466.3</b> <b>330579</b> <b>24.5112-0470.3</b> <b>331460</b> <b>24.5112-0477.3</b> <b>331299</b> <b>24.5112-0315.3</b> <b>330509</b>	L= 460 L= 462 L= 465 L= 462 L= 470 L= 477 L= 315











	kW					! #		
<b>PEUGEOT - BOXER Bus (230P) 03/94→04/02</b>								
 <b>Bremsschlauch</b>								
2.8 HDi	93	10/00→11/01	➔	11/00→ 10/01; Nutzlast ab [kg] 1.400 Nutzlast bis [kg] 1.800; - ABS; für Fahrzeuge ohne verstärktes Fahrwerk	1	24.5112-0340.3	330511	L= 340
			➔	11/01→; Nutzlast ab [kg] 1.400 Nutzlast bis [kg] 1.800; - ABS; für Fahrzeuge mit Trommelbremse an der Hinterachse	1	24.5112-0361.3	330649	L= 360 + Halter
			➔	11/00→ 10/01; Nutzlast ab [kg] 1.400 Nutzlast bis [kg] 1.800; - ABS; für Fahrzeuge mit verstärktem Fahrwerk	1	24.5112-0361.3	330649	L= 360 + Halter
			➔	11/01→; Nutzlast ab [kg] 1.400 Nutzlast bis [kg] 1.800; für Fahrzeuge mit Scheibenbremse an der Hinterachse	2	83.6401-0159.3	330746	L= 160
<b>PEUGEOT - BOXER Bus (244, Z_) 12/01→</b>								
 <b>Bremssattel</b>								
2.0	81	04/02→	←	☐; → 03/06; Nutzlast ab [kg] 1.000 Nutzlast bis [kg] 1.400; + ABS; 1-Kreis-Bremse		24.3481-1795.5	240768	- Halter
2.0 HDi	62	04/02→						
2.2 HDi	74	04/02→						
2.8 HDi	94	04/02→						
2.8 HDi	107	04/04→	←	☐; → 03/06; Nutzlast ab [kg] 1.000 Nutzlast bis [kg] 1.400; + ABS; 1-Kreis-Bremse		24.3481-1796.5	240769	- Halter
2.8 HDi 4x4	94	04/02→	←	☐; → 03/06; Nutzlast [kg]: 1.800; + ABS; 1-Kreis-Bremse		24.3521-1715.5	240770	- Halter
			←	☐; → 03/06; Nutzlast [kg]: 1.800; + ABS; 1-Kreis-Bremse		24.3521-1716.5	240771	- Halter
			➔	☐; → 03/06; Nutzlast ab [kg] 1.000 Nutzlast bis [kg] 1.800		24.3461-1701.5	240449	- Halter
			➔	☐; → 03/06; Nutzlast ab [kg] 1.000 Nutzlast bis [kg] 1.800		24.3461-1702.5	240450	- Halter
<b>PEUGEOT - BOXER Kasten 04/06→</b>								
 <b>Bremssattel</b>								
2.0 BlueHDi 110	81	07/15→09/19	←	☐; Nutzlast leicht 16Q; Nutzlast [kg]: 1.600; nicht für erhöhte Nutzlast		24.3521-1711.5	240755	BRE - Halter
2.0 BlueHDi 130	96	07/15→09/19						
2.0 BlueHDi 130 4x4	96	07/15→09/19						
2.0 BlueHDi 160	120	07/15→09/19	←	☐; Nutzlast 14Q; Nutzlast [kg]: 1.400		24.3521-1711.5	240755	BRE - Halter
2.0 BlueHDi 160 4x4	120	07/15→09/19						
2.2 BlueHDi 120	88	07/19→						
2.2 BlueHDi 140	103	07/19→						
2.2 BlueHDi 165	121	07/19→						
2.2 HDi 100	74	04/06→	←	☐; Nutzlast leicht 16Q; Nutzlast [kg]: 1.600; nicht für erhöhte Nutzlast		24.3521-1711.5	240755	BRE - Halter
2.2 HDi 120	88	04/06→						
3.0 HDi	115	07/06→						
3.0 HDi 145	107	04/10→	←	☐; Nutzlast 14Q; Nutzlast [kg]: 1.400; für Facelift		24.3521-1711.5	240755	BRE - Halter
3.0 HDi 160	116	04/06→	←	☐; → 02/11; Nutzlast leicht 16Q; Nutzlast [kg]: 1.600; nicht für erhöhte Nutzlast		24.3521-1712.5	240756	BRE - Halter
			←	☐; Nutzlast schwer 16Q; Nutzlast [kg]: 1.600; für erhöhte Nutzlast; nicht für Facelift		24.3521-1713.5	240762	- Halter
			←	☐; → 02/11; Nutzlast schwer 16Q; Nutzlast [kg]: 1.600; für erhöhte Nutzlast		24.3521-1714.5	240763	- Halter
			➔	☐; nicht für Facelift		24.3481-1811.5	240758	BOS - Halter
			➔	☐; nicht für Facelift		24.3481-1812.5	240759	BOS - Halter
2.2 HDi 110	81	03/11→	←	☐; Nutzlast leicht 16Q; Nutzlast [kg]: 1.600; nicht für erhöhte Nutzlast		24.3521-1711.5	240755	BRE - Halter
2.2 HDi 130	96	03/11→						
2.2 HDi 130 4x4	96	03/11→						
2.2 HDi 150	110	03/11→	←	☐; Nutzlast 14Q; Nutzlast [kg]: 1.400; für Facelift		24.3521-1711.5	240755	BRE - Halter
2.2 HDi 150 4x4	110	03/11→						








	kw			 	! #		
<b>PEUGEOT - BOXER Kasten 04/06→</b>							
 <b>Bremssattel</b>							
3.0 HDi 175	130	03/11→	←	☐; Nutzlast schwer 16Q; Nutzlast [kg]: 1.600; für erhöhte Nutzlast; nicht für Facelift		24.3521-1713.5	240762 - Halter
			→	☐; nicht für Facelift		24.3481-1811.5	240758 BOS - Halter
			→	☐; nicht für Facelift		24.3481-1812.5	240759 BOS - Halter
 <b>Bremsschlauch</b>							
2.0 BlueHDi 110	81	07/15→09/19	←		2	24.5112-0492.3	331217 L= 492
2.0 BlueHDi 130	96	07/15→09/19	→	für Fahrzeuge ohne Spurverbreiterung	2	24.5112-0417.3	331298 L= 417
2.0 BlueHDi 130 4x4	96	07/15→09/19	→	für Fahrzeuge mit Spurverbreiterung	2	83.7101-9489.3	330906 L= 488,5
2.0 BlueHDi 160	120	07/15→09/19					
2.0 BlueHDi 160 4x4	120	07/15→09/19					
2.2 BlueHDi 120	88	07/19→					
2.2 BlueHDi 140	103	07/19→					
2.2 BlueHDi 165	121	07/19→					
2.2 HDi 100	74	04/06→					
2.2 HDi 110	81	03/11→					
2.2 HDi 120	88	04/06→					
2.2 HDi 130	96	03/11→					
2.2 HDi 130 4x4	96	03/11→					
2.2 HDi 150	110	03/11→					
2.2 HDi 150 4x4	110	03/11→					
3.0 HDi	115	07/06→					
3.0 HDi 145	107	04/10→					
3.0 HDi 160	116	04/06→					
3.0 HDi 175	130	03/11→					
<b>PEUGEOT - BOXER Kasten (230L) 03/94→08/05</b>							
 <b>Bremssattel</b>							
1.9 D	50	07/99→04/02	←	☐; → 10/01; Nutzlast [kg]: 1.000; - ABS		24.3481-1719.5	240155 TRW - Halter
1.9 D	51	03/94→04/02	←	☐; → 10/01; Nutzlast [kg]: 1.000; - ABS		24.3481-1720.5	240156 TRW - Halter
			←	☐; 11/01→ 03/02; Nutzlast [kg]: 1.000; + ABS		24.3481-1795.5	240768 - Halter
			←	☐; 11/01→ 03/02; Nutzlast [kg]: 1.000; + ABS		24.3481-1796.5	240769 - Halter
			→	☐; 11/01→ 03/02; Nutzlast [kg]: 1.000		24.3461-1701.5	240449 - Halter
			→	☐; 11/01→ 03/02; Nutzlast [kg]: 1.000		24.3461-1702.5	240450 - Halter
1.9 TD	66	07/99→04/02	←	☐; → 10/01; Nutzlast ab [kg] 1.000 Nutzlast bis [kg] 1.400; - ABS		24.3481-1719.5	240155 TRW - Halter
1.9 TD	68	03/94→04/02	←	☐; → 10/01; Nutzlast ab [kg] 1.000 Nutzlast bis [kg] 1.400; - ABS		24.3481-1720.5	240156 TRW - Halter
			←	☐; 11/01→ 03/02; Nutzlast ab [kg] 1.000 Nutzlast bis [kg] 1.400; + ABS		24.3481-1795.5	240768 - Halter
			←	☐; 11/01→ 03/02; Nutzlast ab [kg] 1.000 Nutzlast bis [kg] 1.400; + ABS		24.3481-1796.5	240769 - Halter
			→	☐; 11/01→ 03/02; Nutzlast ab [kg] 1.000 Nutzlast bis [kg] 1.400		24.3461-1701.5	240449 - Halter
			→	☐; 11/01→ 03/02; Nutzlast ab [kg] 1.000 Nutzlast bis [kg] 1.400		24.3461-1702.5	240450 - Halter
2.0 4x4	80	03/96→09/98	←	☐; - ABS; Nutzlast ab [kg] 1.000 Nutzlast bis [kg] 1.400		24.3481-1719.5	240155 TRW - Halter
			←	☐; - ABS; Nutzlast ab [kg] 1.000 Nutzlast bis [kg] 1.400		24.3481-1720.5	240156 TRW - Halter
2.0 HDI	62	08/01→04/02	←	☐; → 10/01; Nutzlast ab [kg] 1.000 Nutzlast bis [kg] 1.400; - ABS		24.3481-1719.5	240155 TRW - Halter
2.0 i	80	06/94→04/02	←	☐; → 10/01; Nutzlast ab [kg] 1.000 Nutzlast bis [kg] 1.400; - ABS		24.3481-1720.5	240156 TRW - Halter
			←	☐; 11/01→ 03/02; Nutzlast ab [kg] 1.000 Nutzlast bis [kg] 1.400; + ABS		24.3481-1795.5	240768 - Halter
			←	☐; 11/01→ 03/02; Nutzlast ab [kg] 1.000 Nutzlast bis [kg] 1.400; + ABS		24.3481-1796.5	240769 - Halter
			←	☐; 11/01→ 03/02; Nutzlast [kg]: 1.800; + ABS		24.3521-1715.5	240770 - Halter
			←	☐; 11/01→ 03/02; Nutzlast [kg]: 1.800; + ABS		24.3521-1716.5	240771 - Halter
			→	☐; 11/01→ 03/02; Nutzlast ab [kg] 1.000 Nutzlast bis [kg] 1.800		24.3461-1701.5	240449 - Halter
			→	☐; 11/01→ 03/02; Nutzlast ab [kg] 1.000 Nutzlast bis [kg] 1.800		24.3461-1702.5	240450 - Halter
2.5 D	63	03/94→04/02	←	☐; → 10/01; Nutzlast [kg]: 1.400; - ABS		24.3481-1719.5	240155 TRW - Halter
2.5 D 4x4	63	07/99→04/02	←	☐; → 10/01; Nutzlast [kg]: 1.400; - ABS		24.3481-1720.5	240156 TRW - Halter












	kw			 	! #		
<b>PEUGEOT - BOXER Kasten (230L) 03/94→08/05</b>							
 <b>Bremssattel</b>							
2.5 D 2.5 D 4x4	63 63	03/94→04/02 07/99→04/02	←	☐; 11/01→ 03/02; Nutzlast [kg]: 1.400; + ABS	24.3481-1795.5	240768	- Halter
			←	☐; 11/01→ 03/02; Nutzlast [kg]: 1.400; + ABS	24.3481-1796.5	240769	- Halter
			←	☐; 11/01→ 03/02; Nutzlast [kg]: 1.800; + ABS	24.3521-1715.5	240770	- Halter
			←	☐; 11/01→ 03/02; Nutzlast [kg]: 1.800; + ABS	24.3521-1716.5	240771	- Halter
			→	☐; 11/01→ 03/02; Nutzlast ab [kg] 1.400 Nutzlast bis [kg] 1.800	24.3461-1701.5	240449	- Halter
			→	☐; 11/01→ 03/02; Nutzlast ab [kg] 1.400 Nutzlast bis [kg] 1.800	24.3461-1702.5	240450	- Halter
2.5 TD	76	03/94→04/02	←	☐; → 10/01; Nutzlast [kg]: 1.400; - ABS	24.3481-1711.5	240129	TRW - Halter
			←	☐; → 10/01; Nutzlast [kg]: 1.400; - ABS	24.3481-1712.5	240130	TRW - Halter
			←	☐; 11/01→ 03/02; Nutzlast [kg]: 1.400; + ABS	24.3481-1795.5	240768	- Halter
			←	☐; 11/01→ 03/02; Nutzlast [kg]: 1.400; + ABS	24.3481-1796.5	240769	- Halter
			←	☐; 11/01→ 03/02; Nutzlast [kg]: 1.800; + ABS	24.3521-1715.5	240770	- Halter
			←	☐; 11/01→ 03/02; Nutzlast [kg]: 1.800; + ABS	24.3521-1716.5	240771	- Halter
2.5 TDI 2.5 TDI 4x4 2.8 HDI	79 79 94	01/97→04/02 07/99→04/02 11/00→04/02	←	☐; → 10/01; Nutzlast [kg]: 1.400; - ABS	24.3481-1711.5	240129	TRW - Halter
			←	☐; → 10/01; Nutzlast [kg]: 1.400; - ABS	24.3481-1712.5	240130	TRW - Halter
			←	☐; 11/01→ 03/02; Nutzlast [kg]: 1.400; + ABS	24.3481-1795.5	240768	- Halter
			←	☐; 11/01→ 03/02; Nutzlast [kg]: 1.400; + ABS	24.3481-1796.5	240769	- Halter
			←	☐; 11/01→ 03/02; Nutzlast [kg]: 1.800; + ABS	24.3521-1715.5	240770	- Halter
			←	☐; 11/01→ 03/02; Nutzlast [kg]: 1.800; + ABS	24.3521-1716.5	240771	- Halter
			→	☐; 11/01→ 03/02; Nutzlast ab [kg] 1.400 Nutzlast bis [kg] 1.800	24.3461-1701.5	240449	- Halter
			→	☐; 11/01→ 03/02; Nutzlast ab [kg] 1.400 Nutzlast bis [kg] 1.800	24.3461-1702.5	240450	- Halter
2.8 D	64	01/99→02/02	←	☐; → S 16206253; Nutzlast [kg]: 1.400; - ABS	24.3481-1711.5	240129	TRW - Halter
			←	☐; → S 16206253; Nutzlast [kg]: 1.400; - ABS	24.3481-1719.5	240155	TRW - Halter
			←	☐; → S 16206253; Nutzlast [kg]: 1.400; - ABS	24.3481-1712.5	240130	TRW - Halter
			←	☐; → S 16206253; Nutzlast [kg]: 1.400; - ABS	24.3481-1720.5	240156	TRW - Halter
			←	☐; S 16204256→; Nutzlast [kg]: 1.400; + ABS	24.3481-1795.5	240768	- Halter
			←	☐; S 16204256→; Nutzlast [kg]: 1.400; + ABS	24.3481-1796.5	240769	- Halter
			←	☐; S 16194400→; Nutzlast [kg]: 1.800; + ABS	24.3521-1715.5	240770	- Halter
			←	☐; S 16194400→; Nutzlast [kg]: 1.800; + ABS	24.3521-1716.5	240771	- Halter
2.8 HDi	93	10/00→11/01	→	☐; 11/01→; Nutzlast ab [kg] 1.400 Nutzlast bis [kg] 1.800	24.3461-1701.5	240449	- Halter
			→	☐; 11/01→; Nutzlast ab [kg] 1.400 Nutzlast bis [kg] 1.800	24.3461-1702.5	240450	- Halter
2.8 HDi 4x4	94	10/00→04/02	←	☐; → 10/01; Nutzlast [kg]: 1.400; - ABS	24.3481-1711.5	240129	TRW - Halter
			←	☐; → 10/01; Nutzlast [kg]: 1.400; - ABS	24.3481-1712.5	240130	TRW - Halter
			←	☐; 11/01→ 03/02; Nutzlast [kg]: 1.400; + ABS	24.3481-1795.5	240768	- Halter
			←	☐; 11/01→ 03/02; Nutzlast [kg]: 1.400; + ABS	24.3481-1796.5	240769	- Halter
			←	☐; → 03/02; + ABS; Nutzlast [kg]: 1.800	24.3521-1715.5	240770	- Halter
			←	☐; → 03/02; + ABS; Nutzlast [kg]: 1.800	24.3521-1716.5	240771	- Halter
			→	☐; 11/01→ 03/02; Nutzlast ab [kg] 1.400 Nutzlast bis [kg] 1.800	24.3461-1701.5	240449	- Halter
			→	☐; 11/01→ 03/02; Nutzlast ab [kg] 1.400 Nutzlast bis [kg] 1.800	24.3461-1702.5	240450	- Halter

↓

	kw			 	! #		
<b>PEUGEOT - BOXER Kasten (230L) 03/94→08/05</b>							
<b>Zubehörsatz, Bremssattel</b>							
1.9 D 1.9 D	50 51	07/99→04/02 03/94→04/02	←	→ 10/01; Nutzlast [kg]: 1.000; + ABS		24.0101-4804.2 260050	TRW
1.9 TD 1.9 TD 2.0 HDI 2.0 i	66 68 62 80	07/99→04/02 03/94→04/02 08/01→04/02 06/94→04/02	←	→ 10/01; Nutzlast ab [kg] 1.000 Nutzlast bis [kg] 1.400; + ABS		24.0101-4804.2 260050	TRW
2.0 4x4	80	03/96→09/98	←	+ ABS; Nutzlast ab [kg] 1.000 Nutzlast bis [kg] 1.400		24.0101-4804.2 260050	TRW
2.5 D 2.5 D 4x4	63 63	03/94→04/02 07/99→04/02	←	→ 10/01; Nutzlast [kg]: 1.400; + ABS		24.0101-4804.2 260050	TRW
2.8 D	64	01/99→02/02	←	→ S 16206253; Nutzlast [kg]: 1.400; + ABS		24.0101-4804.2 260050	TRW
<b>Bremsschlauch</b>							
1.9 D 1.9 D	50 51	07/99→04/02 03/94→04/02	←	S 15866410→; → 10/01; Nutzlast [kg]: 1.000	2	24.5112-0461.3 330616 24.5112-0466.3 330579	L= 460 L= 462
			←	→ S 15866409; Nutzlast [kg]: 1.000	2	24.5112-0465.3 330526 24.5112-0466.3 330579	L= 465 L= 462
			←	11/01→ 03/02; Nutzlast [kg]: 1.000	2	24.5112-0470.3 331460 24.5112-0477.3 331299	L= 470 L= 477
			→	☐; → 10/01; Nutzlast [kg]: 1.000; + ABS; für Fahrzeuge ohne verstärktes Fahrwerk		24.5112-0315.3 330509	L= 315
			→	→ 10/01; Nutzlast [kg]: 1.000; - ABS; für Fahrzeuge ohne verstärktes Fahrwerk	1	24.5112-0340.3 330511	L= 340
			→	11/01→ 03/02; Nutzlast [kg]: 1.000; - ABS; für Fahrzeuge mit Trommelbremse an der Hinterachse	1	24.5112-0361.3 330649	L= 360 + Halter
			→	→ 10/01; Nutzlast [kg]: 1.000; - ABS; für Fahrzeuge mit verstärktem Fahrwerk	1	24.5112-0361.3 330649	L= 360 + Halter
			→	11/01→ 03/02; Nutzlast [kg]: 1.000; für Fahrzeuge mit Scheibenbremse an der Hinterachse	2	83.6401-0159.3 330746	L= 160
1.9 TD 1.9 TD	66 68	07/99→04/02 03/94→04/02	←	S 15866410→; → 10/01; Nutzlast ab [kg] 1.000 Nutzlast bis [kg] 1.400	2	24.5112-0461.3 330616 24.5112-0466.3 330579	L= 460 L= 462
			←	→ S 15866409; Nutzlast ab [kg] 1.000 Nutzlast bis [kg] 1.400	2	24.5112-0465.3 330526 24.5112-0466.3 330579	L= 465 L= 462
			←	11/01→ 03/02; Nutzlast ab [kg] 1.000 Nutzlast bis [kg] 1.400	2	24.5112-0470.3 331460 24.5112-0477.3 331299	L= 470 L= 477
			→	☐; → 10/01; Nutzlast ab [kg] 1.000 Nutzlast bis [kg] 1.400; + ABS; für Fahrzeuge ohne verstärktes Fahrwerk		24.5112-0315.3 330509	L= 315
			→	→ 10/01; Nutzlast ab [kg] 1.000 Nutzlast bis [kg] 1.400; - ABS; für Fahrzeuge ohne verstärktes Fahrwerk	1	24.5112-0340.3 330511	L= 340
			→	→ 10/01; Nutzlast ab [kg] 1.000 Nutzlast bis [kg] 1.400; - ABS; für Fahrzeuge mit verstärktem Fahrwerk	1	24.5112-0361.3 330649	L= 360 + Halter
			→	11/01→ 03/02; Nutzlast ab [kg] 1.000 Nutzlast bis [kg] 1.400; - ABS; für Fahrzeuge mit Trommelbremse an der Hinterachse	1	24.5112-0361.3 330649	L= 360 + Halter
			→	11/01→ 03/02; Nutzlast ab [kg] 1.000 Nutzlast bis [kg] 1.400; für Fahrzeuge mit Scheibenbremse an der Hinterachse	2	83.6401-0159.3 330746	L= 160
2.0 HDI	62	08/01→04/02	←	→ 10/01; Nutzlast ab [kg] 1.000 Nutzlast bis [kg] 1.800	2	24.5112-0461.3 330616 24.5112-0466.3 330579	L= 460 L= 462
			←	11/01→ 03/02; Nutzlast ab [kg] 1.000 Nutzlast bis [kg] 1.800	2	24.5112-0470.3 331460 24.5112-0477.3 331299	L= 470 L= 477
			→	☐; → 10/01; Nutzlast ab [kg] 1.000 Nutzlast bis [kg] 1.800; + ABS; für Fahrzeuge ohne verstärktes Fahrwerk		24.5112-0315.3 330509	L= 315
			→	→ 10/01; Nutzlast ab [kg] 1.000 Nutzlast bis [kg] 1.800; - ABS; für Fahrzeuge ohne verstärktes Fahrwerk	1	24.5112-0340.3 330511	L= 340
			→	11/01→ 03/02; Nutzlast ab [kg] 1.000 Nutzlast bis [kg] 1.800; - ABS; für Fahrzeuge mit Trommelbremse an der Hinterachse	1	24.5112-0361.3 330649	L= 360 + Halter
			→	→ 10/01; Nutzlast ab [kg] 1.000 Nutzlast bis [kg] 1.800; - ABS; für Fahrzeuge mit verstärktem Fahrwerk	1	24.5112-0361.3 330649	L= 360 + Halter





	kw			 	! #		
<b>PEUGEOT - BOXER Kasten (230L) 03/94→08/05</b>							
<b>Bremsschlauch</b>							
2.0 HDI	62	08/01→04/02	➔	11/01→ 03/02; Nutzlast ab [kg] 1.000 Nutzlast bis [kg] 1.800; für Fahrzeuge mit Scheibenbremse an der Hinterachse	2	<b>83.6401-0159.3</b> <b>330746</b>	L= 160
2.0 i	80	06/94→04/02	←	S 15866410→; → 10/01; Nutzlast ab [kg] 1.000 Nutzlast bis [kg] 1.800	2	<b>24.5112-0461.3</b> <b>330616</b> <b>24.5112-0466.3</b> <b>330579</b>	L= 460 L= 462
			←	→ S 15866409; Nutzlast ab [kg] 1.000 Nutzlast bis [kg] 1.800	2	<b>24.5112-0465.3</b> <b>330526</b> <b>24.5112-0466.3</b> <b>330579</b>	L= 465 L= 462
			←	11/01→ 03/02; Nutzlast ab [kg] 1.000 Nutzlast bis [kg] 1.800	2	<b>24.5112-0470.3</b> <b>331460</b> <b>24.5112-0477.3</b> <b>331299</b>	L= 470 L= 477
			➔	☐; → 10/01; Nutzlast ab [kg] 1.000 Nutz- last bis [kg] 1.800; + ABS; für Fahrzeuge ohne verstärktes Fahrwerk		<b>24.5112-0315.3</b> <b>330509</b>	L= 315
			➔	→ 10/01; Nutzlast ab [kg] 1.000 Nutzlast bis [kg] 1.800; - ABS; für Fahrzeuge ohne verstärktes Fahrwerk	1	<b>24.5112-0340.3</b> <b>330511</b>	L= 340
			➔	11/01→ 03/02; Nutzlast ab [kg] 1.000 Nutzlast bis [kg] 1.800; - ABS; für Fahrzeuge mit Trommelbremse an der Hinterachse	1	<b>24.5112-0361.3</b> <b>330649</b>	L= 360 + Halter
			➔	→ 10/01; Nutzlast ab [kg] 1.000 Nutzlast bis [kg] 1.800; - ABS; für Fahrzeuge mit verstärktem Fahrwerk	1	<b>24.5112-0361.3</b> <b>330649</b>	L= 360 + Halter
			➔	11/01→ 03/02; Nutzlast ab [kg] 1.000 Nutzlast bis [kg] 1.800; für Fahrzeuge mit Scheibenbremse an der Hinterachse	2	<b>83.6401-0159.3</b> <b>330746</b>	L= 160
2.5 D 2.5 D 4x4	63 63	03/94→04/02 07/99→04/02	←	S 15866410→; → 10/01; Nutzlast ab [kg] 1.000 Nutzlast bis [kg] 1.800	2	<b>24.5112-0461.3</b> <b>330616</b> <b>24.5112-0466.3</b> <b>330579</b>	L= 460 L= 462
			←	→ S 15866409; Nutzlast ab [kg] 1.400 Nutzlast bis [kg] 1.800	2	<b>24.5112-0465.3</b> <b>330526</b> <b>24.5112-0466.3</b> <b>330579</b>	L= 465 L= 462
			←	11/01→ 03/02; Nutzlast ab [kg] 1.400 Nutzlast bis [kg] 1.800	2	<b>24.5112-0470.3</b> <b>331460</b> <b>24.5112-0477.3</b> <b>331299</b>	L= 470 L= 477
			➔	☐; → 10/01; Nutzlast ab [kg] 1.400 Nutz- last bis [kg] 1.800; + ABS; für Fahrzeuge ohne verstärktes Fahrwerk		<b>24.5112-0315.3</b> <b>330509</b>	L= 315
			➔	→ 10/01; Nutzlast ab [kg] 1.400 Nutzlast bis [kg] 1.800; - ABS; für Fahrzeuge ohne verstärktes Fahrwerk	1	<b>24.5112-0340.3</b> <b>330511</b>	L= 340
			➔	11/01→ 03/02; Nutzlast ab [kg] 1.400 Nutzlast bis [kg] 1.800; - ABS; für Fahrzeuge mit Trommelbremse an der Hinterachse	1	<b>24.5112-0361.3</b> <b>330649</b>	L= 360 + Halter
			➔	→ 10/01; Nutzlast ab [kg] 1.400 Nutzlast bis [kg] 1.800; - ABS; für Fahrzeuge mit verstärktem Fahrwerk	1	<b>24.5112-0361.3</b> <b>330649</b>	L= 360 + Halter
			➔	11/01→ 03/02; Nutzlast ab [kg] 1.400 Nutzlast bis [kg] 1.800; für Fahrzeuge mit Scheibenbremse an der Hinterachse	2	<b>83.6401-0159.3</b> <b>330746</b>	L= 160
2.5 TD 2.5 TDI 2.5 TDI 4x4 2.8 HDI	76 79 79 94	03/94→04/02 01/97→04/02 07/99→04/02 11/00→04/02	←	S 15866410→; → 10/01; Nutzlast ab [kg] 1.400 Nutzlast bis [kg] 1.800	2	<b>24.5112-0461.3</b> <b>330616</b> <b>24.5112-0466.3</b> <b>330579</b>	L= 460 L= 462
			←	→ S 15866409; Nutzlast ab [kg] 1.400 Nutzlast bis [kg] 1.800	2	<b>24.5112-0465.3</b> <b>330526</b> <b>24.5112-0466.3</b> <b>330579</b>	L= 465 L= 462
			←	11/01→ 03/02; Nutzlast ab [kg] 1.400 Nutzlast bis [kg] 1.800	2	<b>24.5112-0470.3</b> <b>331460</b> <b>24.5112-0477.3</b> <b>331299</b>	L= 470 L= 477
			➔	☐; → 10/01; Nutzlast ab [kg] 1.400 Nutz- last bis [kg] 1.800; + ABS; für Fahrzeuge ohne verstärktes Fahrwerk		<b>24.5112-0315.3</b> <b>330509</b>	L= 315
			➔	→ 10/01; Nutzlast ab [kg] 1.400 Nutzlast bis [kg] 1.800; - ABS; für Fahrzeuge ohne verstärktes Fahrwerk	1	<b>24.5112-0340.3</b> <b>330511</b>	L= 340
			➔	11/01→ 03/02; Nutzlast ab [kg] 1.400 Nutzlast bis [kg] 1.800; - ABS; für Fahrzeuge mit Trommelbremse an der Hinterachse	1	<b>24.5112-0361.3</b> <b>330649</b>	L= 360 + Halter
			➔	→ 10/01; Nutzlast ab [kg] 1.400 Nutzlast bis [kg] 1.800; - ABS; für Fahrzeuge mit verstärktem Fahrwerk	1	<b>24.5112-0361.3</b> <b>330649</b>	L= 360 + Halter
			➔	11/01→ 03/02; Nutzlast ab [kg] 1.400 Nutzlast bis [kg] 1.800; für Fahrzeuge mit Scheibenbremse an der Hinterachse	2	<b>83.6401-0159.3</b> <b>330746</b>	L= 160
↓							

**PEUGEOT - BOXER Kasten (230L) 03/94→08/05**

**Bremsschlauch**

2.8 D	64	01/99→02/02	←	S 15866410→ S 16206244; Nutzlast ab [kg] 1.400 Nutzlast bis [kg] 1.800	2	<b>24.5112-0461.3</b>	<b>330616</b>	L= 460
						<b>24.5112-0466.3</b>	<b>330579</b>	L= 462
			←	→ S 15866409; Nutzlast ab [kg] 1.400 Nutzlast bis [kg] 1.800	2	<b>24.5112-0465.3</b>	<b>330526</b>	L= 465
						<b>24.5112-0466.3</b>	<b>330579</b>	L= 462
			←	S 16205353→; Nutzlast ab [kg] 1.400 Nutzlast bis [kg] 1.800	2	<b>24.5112-0470.3</b>	<b>331460</b>	L= 470
						<b>24.5112-0477.3</b>	<b>331299</b>	L= 477
			→	☐; → S 16206253; Nutzlast ab [kg] 1.400 Nutzlast bis [kg] 1.800; + ABS; für Fahrzeuge ohne verstärktes Fahrwerk		<b>24.5112-0315.3</b>	<b>330509</b>	L= 315
			→	→ S 16206244; Nutzlast ab [kg] 1.400 Nutzlast bis [kg] 1.800; - ABS; für Fahrzeuge ohne verstärktes Fahrwerk	1	<b>24.5112-0340.3</b>	<b>330511</b>	L= 340
			→	S 16205353→; Nutzlast ab [kg] 1.400 Nutzlast bis [kg] 1.800; - ABS; für Fahrzeuge mit Trommelbremse an der Hinterachse	1	<b>24.5112-0361.3</b>	<b>330649</b>	L= 360 + Halter
			→	→ S 16206244; Nutzlast ab [kg] 1.400 Nutzlast bis [kg] 1.800; - ABS; für Fahrzeuge mit verstärktem Fahrwerk	1	<b>24.5112-0361.3</b>	<b>330649</b>	L= 360 + Halter
2.8 HDi	93	10/00→11/01	←	S 15866410→; → 10/01; Nutzlast ab [kg] 1.400 Nutzlast bis [kg] 1.800	2	<b>24.5112-0461.3</b>	<b>330616</b>	L= 460
						<b>24.5112-0466.3</b>	<b>330579</b>	L= 462
			←	11/00→; → S 15866409; Nutzlast ab [kg] 1.400 Nutzlast bis [kg] 1.800	2	<b>24.5112-0465.3</b>	<b>330526</b>	L= 465
						<b>24.5112-0466.3</b>	<b>330579</b>	L= 462
			←	11/01→; Nutzlast ab [kg] 1.400 Nutzlast bis [kg] 1.800	2	<b>24.5112-0470.3</b>	<b>331460</b>	L= 470
						<b>24.5112-0477.3</b>	<b>331299</b>	L= 477
			→	☐; 11/00→ 10/01; Nutzlast ab [kg] 1.400 Nutzlast bis [kg] 1.800; + ABS; für Fahrzeuge ohne verstärktes Fahrwerk		<b>24.5112-0315.3</b>	<b>330509</b>	L= 315
			→	11/00→ 10/01; Nutzlast ab [kg] 1.400 Nutzlast bis [kg] 1.800; - ABS; für Fahrzeuge ohne verstärktes Fahrwerk	1	<b>24.5112-0340.3</b>	<b>330511</b>	L= 340
2.8 HDi	94	04/02→	←	☐; → 03/06; Nutzlast ab [kg] 1.000 Nutzlast bis [kg] 1.400; + ABS; 1-Kreis-Bremse		<b>24.3481-1795.5</b>	<b>240768</b>	- Halter
			←	☐; → 03/06; Nutzlast ab [kg] 1.000 Nutzlast bis [kg] 1.400; + ABS; 1-Kreis-Bremse		<b>24.3481-1796.5</b>	<b>240769</b>	- Halter
			←	☐; → 03/06; Nutzlast [kg]: 1.800; + ABS; 1-Kreis-Bremse		<b>24.3521-1715.5</b>	<b>240770</b>	- Halter
			←	☐; → 03/06; Nutzlast [kg]: 1.800; + ABS; 1-Kreis-Bremse		<b>24.3521-1716.5</b>	<b>240771</b>	- Halter
			→	☐; → 03/06; Nutzlast ab [kg] 1.000 Nutzlast bis [kg] 1.800		<b>24.3461-1701.5</b>	<b>240449</b>	- Halter
			→	☐; → 03/06; Nutzlast ab [kg] 1.000 Nutzlast bis [kg] 1.800		<b>24.3461-1702.5</b>	<b>240450</b>	- Halter

**PEUGEOT - BOXER Kasten (244) 12/01→**

**Bremssattel**

2.0 2.0 HDi 2.2 HDi 2.8 HDi 2.8 HDi 2.8 HDi 4x4	81 62 74 94 107 94	04/02→ 04/02→ 04/02→ 04/02→ 04/04→ 04/02→	←	☐; → 03/06; Nutzlast ab [kg] 1.000 Nutzlast bis [kg] 1.400; + ABS; 1-Kreis-Bremse		<b>24.3481-1795.5</b>	<b>240768</b>	- Halter
			←	☐; → 03/06; Nutzlast ab [kg] 1.000 Nutzlast bis [kg] 1.400; + ABS; 1-Kreis-Bremse		<b>24.3481-1796.5</b>	<b>240769</b>	- Halter
			←	☐; → 03/06; Nutzlast [kg]: 1.800; + ABS; 1-Kreis-Bremse		<b>24.3521-1715.5</b>	<b>240770</b>	- Halter
			←	☐; → 03/06; Nutzlast [kg]: 1.800; + ABS; 1-Kreis-Bremse		<b>24.3521-1716.5</b>	<b>240771</b>	- Halter
			→	☐; → 03/06; Nutzlast ab [kg] 1.000 Nutzlast bis [kg] 1.800		<b>24.3461-1701.5</b>	<b>240449</b>	- Halter
			→	☐; → 03/06; Nutzlast ab [kg] 1.000 Nutzlast bis [kg] 1.800		<b>24.3461-1702.5</b>	<b>240450</b>	- Halter

**Bremsschlauch**

2.0 2.0 HDi 2.2 HDi 2.8 HDi ↓	81 62 74 94	04/02→ 04/02→ 04/02→ 04/02→	←	→ 03/06; Nutzlast ab [kg] 1.000 Nutzlast bis [kg] 1.800	2	<b>24.5112-0470.3</b>	<b>331460</b>	L= 470
						<b>24.5112-0477.3</b>	<b>331299</b>	L= 477

**PEUGEOT - BOXER Kasten (244) 12/01→**

**Bremsschlauch**

2.8 HDi 2.8 HDi 4x4	107 94	04/04→ 04/02→	➔	→ 03/06; Nutzlast ab [kg] 1.000 Nutzlast bis [kg] 1.800; - ABS; für Fahrzeuge mit Trommelbremse an der Hinterachse	1	24.5112-0361.3	330649	L= 360 + Halter
			➔	→ 03/06; Nutzlast ab [kg] 1.000 Nutzlast bis [kg] 1.800; für Fahrzeuge mit Scheibenbremse an der Hinterachse	2	83.6401-0159.3	330746	L= 160

**PEUGEOT - BOXER Pritsche/Fahrgestell 04/06→**

**Bremssattel**

2.0 BlueHDi 110 2.0 BlueHDi 130 2.0 BlueHDi 160	81 96 120	07/15→09/19 07/15→09/19 07/15→09/19	←	☐; Nutzlast leicht 16Q; Nutzlast [kg]: 1.600; nicht für erhöhte Nutzlast		24.3521-1711.5	240755	BRE - Halter
			←	☐; Nutzlast 14Q; Nutzlast [kg]: 1.400		24.3521-1711.5	240755	BRE - Halter
2.2 HDi 100 2.2 HDi 120 3.0 HDi 3.0 HDi 145 3.0 HDi 160	74 88 115 107 116	04/06→ 04/06→ 04/06→ 04/10→ 04/06→	←	☐; Nutzlast leicht 16Q; Nutzlast [kg]: 1.600; nicht für erhöhte Nutzlast		24.3521-1711.5	240755	BRE - Halter
			←	☐; Nutzlast 14Q; Nutzlast [kg]: 1.400; für Facelift		24.3521-1711.5	240755	BRE - Halter
			←	☐; → 02/11; Nutzlast leicht 16Q; Nutzlast [kg]: 1.600; nicht für erhöhte Nutzlast		24.3521-1712.5	240756	BRE - Halter
			←	☐; Nutzlast schwer 16Q; Nutzlast [kg]: 1.600; für erhöhte Nutzlast; nicht für Facelift		24.3521-1713.5	240762	- Halter
			←	☐; → 02/11; Nutzlast schwer 16Q; Nutzlast [kg]: 1.600; für erhöhte Nutzlast		24.3521-1714.5	240763	- Halter
			➔	☐; nicht für Facelift		24.3481-1811.5	240758	BOS - Halter
			➔	☐; nicht für Facelift		24.3481-1812.5	240759	BOS - Halter
2.2 HDi 110 2.2 HDi 130 2.2 HDi 150 3.0 HDi 175	81 96 110 130	03/11→ 03/11→ 03/11→ 03/11→	←	☐; Nutzlast leicht 16Q; Nutzlast [kg]: 1.600; nicht für erhöhte Nutzlast		24.3521-1711.5	240755	BRE - Halter
			←	☐; Nutzlast 14Q; Nutzlast [kg]: 1.400; für Facelift		24.3521-1711.5	240755	BRE - Halter
			←	☐; Nutzlast schwer 16Q; Nutzlast [kg]: 1.600; für erhöhte Nutzlast; nicht für Facelift		24.3521-1713.5	240762	- Halter
			➔	☐; nicht für Facelift		24.3481-1811.5	240758	BOS - Halter
			➔	☐; nicht für Facelift		24.3481-1812.5	240759	BOS - Halter

**Bremsschlauch**











2.0 BlueHDi 110 2.0 BlueHDi 130 2.0 BlueHDi 160	81 96 120	07/15→09/19 07/15→09/19 07/15→09/19	←		2	24.5112-0492.3	331217	L= 492
			➔	für Fahrzeuge ohne Spurverbreiterung	2	24.5112-0417.3	331298	L= 417
2.2 BlueHDi 120 2.2 BlueHDi 140 2.2 BlueHDi 165 2.2 HDi 100 2.2 HDi 110 2.2 HDi 120 2.2 HDi 130 2.2 HDi 150 3.0 HDi 3.0 HDi 145 3.0 HDi 160 3.0 HDi 175	88 103 121 74 81 88 96 110 115 107 116 130	08/19→ 08/19→ 08/19→ 04/06→ 03/11→ 04/06→ 03/11→ 03/11→ 04/06→ 04/10→ 04/06→ 03/11→	➔	für Fahrzeuge mit Spurverbreiterung	2	83.7101-9489.3	330906	L= 488,5

**PEUGEOT - BOXER Pritsche/Fahrgestell (244) 12/01→**









**Bremssattel**

2.0 HDi 2.2 HDi 2.8 HDi 2.8 HDi 2.8 HDi 4x4	62 74 94 107 94	04/02→ 04/02→ 04/02→ 04/04→ 04/02→	←	☐; → 03/06; Nutzlast ab [kg] 1.000 Nutzlast bis [kg] 1.400; + ABS; 1-Kreis-Bremse		24.3481-1795.5	240768	- Halter
			←	☐; → 03/06; Nutzlast ab [kg] 1.000 Nutzlast bis [kg] 1.400; + ABS; 1-Kreis-Bremse		24.3481-1796.5	240769	- Halter
			←	☐; → 03/06; Nutzlast [kg]: 1.800; + ABS; 1-Kreis-Bremse		24.3521-1715.5	240770	- Halter
			←	☐; → 03/06; Nutzlast [kg]: 1.800; + ABS; 1-Kreis-Bremse		24.3521-1716.5	240771	- Halter
			➔	☐; → 03/06; Nutzlast ab [kg] 1.000 Nutzlast bis [kg] 1.800		24.3461-1701.5	240449	- Halter


















	kw			 	! #		
<b>PEUGEOT - BOXER Pritsche/Fahrgestell (244) 12/01→</b>							
 <b>Bremssattel</b>							
2.0 HDi 2.2 HDi 2.8 HDi 2.8 HDi 2.8 HDi 4x4	62 74 94 107 94	04/02→ 04/02→ 04/02→ 04/04→ 04/02→	→	☐; → 03/06; Nutzlast ab [kg] 1.000 Nutzlast bis [kg] 1.800		24.3461-1702.5 240450	- Halter
 <b>Bremsschlauch</b>							
2.0 HDi 2.2 HDi 2.8 HDi 2.8 HDi 2.8 HDi 4x4	62 74 94 107 94	04/02→ 04/02→ 04/02→ 04/04→ 04/02→	←	→ 03/06; Nutzlast ab [kg] 1.000 Nutzlast bis [kg] 1.800	2	24.5112-0470.3 24.5112-0477.3	331460 331299 L= 470 L= 477
			→	→ 03/06; Nutzlast ab [kg] 1.000 Nutzlast bis [kg] 1.800; - ABS; für Fahrzeuge mit Trommelbremse an der Hinterachse	1	24.5112-0361.3	330649 L= 360 + Halter
			→	→ 03/06; Nutzlast ab [kg] 1.000 Nutzlast bis [kg] 1.800; für Fahrzeuge mit Scheibenbremse an der Hinterachse	2	83.6401-0159.3	330746 L= 160
<b>PEUGEOT - BOXER Pritsche/Fahrgestell (ZCT_) 03/94→04/02</b>							
 <b>Bremssattel</b>							
1.9 D	51	03/94→04/02	←	☐; → S 16206253; - ABS; Nutzlast ab [kg] 1.000 Nutzlast bis [kg] 1.400		24.3481-1711.5 24.3481-1719.5	240129 240155 TRW - Halter TRW - Halter
			←	☐; → S 16206253; - ABS; Nutzlast ab [kg] 1.000 Nutzlast bis [kg] 1.400		24.3481-1712.5 24.3481-1720.5	240130 240156 TRW - Halter TRW - Halter
			←	☐; S 16204256→; + ABS; Nutzlast ab [kg] 1.000 Nutzlast bis [kg] 1.400		24.3481-1795.5	240768 - Halter
			←	☐; S 16204256→; + ABS; Nutzlast ab [kg] 1.000 Nutzlast bis [kg] 1.400		24.3481-1796.5	240769 - Halter
			→	☐; S 16194400→; Nutzlast ab [kg] 1.000 Nutzlast bis [kg] 1.400		24.3461-1701.5	240449 - Halter
			→	☐; S 16194400→; Nutzlast ab [kg] 1.000 Nutzlast bis [kg] 1.400		24.3461-1702.5	240450 - Halter
1.9 TD	66	06/94→04/02	←	☐; 12/98→ 10/01; Nutzlast ab [kg] 1.000 Nutzlast bis [kg] 1.400; - ABS		24.3481-1719.5	240155 TRW - Halter
			←	☐; 12/98→ 10/01; Nutzlast ab [kg] 1.000 Nutzlast bis [kg] 1.400; - ABS		24.3481-1720.5	240156 TRW - Halter
			←	☐; 11/01→ 03/02; Nutzlast ab [kg] 1.000 Nutzlast bis [kg] 1.400; + ABS		24.3481-1795.5	240768 - Halter
			←	☐; 11/01→ 03/02; Nutzlast ab [kg] 1.000 Nutzlast bis [kg] 1.400; + ABS		24.3481-1796.5	240769 - Halter
			→	☐; 11/01→ 03/02; Nutzlast ab [kg] 1.000 Nutzlast bis [kg] 1.400		24.3461-1701.5	240449 - Halter
			→	☐; 11/01→ 03/02; Nutzlast ab [kg] 1.000 Nutzlast bis [kg] 1.400		24.3461-1702.5	240450 - Halter
1.9 TD	68	07/94→04/02	←	☐; 07/96→ 10/01; Nutzlast ab [kg] 1.000 Nutzlast bis [kg] 1.400; - ABS		24.3481-1719.5	240155 TRW - Halter
			←	☐; 07/96→ 10/01; Nutzlast ab [kg] 1.000 Nutzlast bis [kg] 1.400; - ABS		24.3481-1720.5	240156 TRW - Halter
			←	☐; 11/01→ 03/02; Nutzlast ab [kg] 1.000 Nutzlast bis [kg] 1.400; + ABS		24.3481-1795.5	240768 - Halter
			←	☐; 11/01→ 03/02; Nutzlast ab [kg] 1.000 Nutzlast bis [kg] 1.400; + ABS		24.3481-1796.5	240769 - Halter
			→	☐; 11/01→ 03/02; Nutzlast ab [kg] 1.000 Nutzlast bis [kg] 1.400		24.3461-1701.5	240449 - Halter
			→	☐; 11/01→ 03/02; Nutzlast ab [kg] 1.000 Nutzlast bis [kg] 1.400		24.3461-1702.5	240450 - Halter
2.0	81	12/01→04/02	←	☐; → 03/02; Nutzlast ab [kg] 1.000 Nutzlast bis [kg] 1.400; + ABS		24.3481-1795.5	240768 - Halter
			←	☐; → 03/02; Nutzlast ab [kg] 1.000 Nutzlast bis [kg] 1.400; + ABS		24.3481-1796.5	240769 - Halter
			←	☐; → 03/02; Nutzlast [kg]: 1.800; + ABS		24.3521-1715.5	240770 - Halter
			←	☐; → 03/02; Nutzlast [kg]: 1.800; + ABS		24.3521-1716.5	240771 - Halter
			→	☐; → 03/02; Nutzlast ab [kg] 1.000 Nutzlast bis [kg] 1.800		24.3461-1701.5	240449 - Halter
			→	☐; → 03/02; Nutzlast ab [kg] 1.000 Nutzlast bis [kg] 1.800		24.3461-1702.5	240450 - Halter
2.0 i	80	06/94→04/02	←	☐; → 10/01; Nutzlast ab [kg] 1.000 Nutzlast bis [kg] 1.400; - ABS		24.3481-1719.5	240155 TRW - Halter
			←	☐; → 10/01; Nutzlast ab [kg] 1.000 Nutzlast bis [kg] 1.400; - ABS		24.3481-1720.5	240156 TRW - Halter



	kw			 	! #		
<b>PEUGEOT - BOXER Pritsche/Fahrgestell (ZCT_) 03/94 → 04/02</b>							
 <b>Bremssattel</b>							
2.0 i	80	06/94 → 04/02	←	☐; 11/01 → 03/02; Nutzlast ab [kg] 1.000 Nutzlast bis [kg] 1.400; + ABS	24.3481-1795.5	240768	- Halter
			←	☐; 11/01 → 03/02; Nutzlast ab [kg] 1.000 Nutzlast bis [kg] 1.400; + ABS	24.3481-1796.5	240769	- Halter
			←	☐; 11/01 → 03/02; Nutzlast [kg]: 1.800; + ABS	24.3521-1715.5	240770	- Halter
			←	☐; 11/01 → 03/02; Nutzlast [kg]: 1.800; + ABS	24.3521-1716.5	240771	- Halter
			→	☐; 11/01 → 03/02; Nutzlast ab [kg] 1.000 Nutzlast bis [kg] 1.800	24.3461-1701.5	240449	- Halter
			→	☐; 11/01 → 03/02; Nutzlast ab [kg] 1.000 Nutzlast bis [kg] 1.800	24.3461-1702.5	240450	- Halter
2.5 D 2.5 D 4x4	63 63	03/94 → 04/02 07/99 → 04/02	←	☐; → 10/01; Nutzlast [kg]: 1.400; - ABS	24.3481-1719.5	240155	TRW - Halter
			←	☐; → 10/01; Nutzlast [kg]: 1.400; - ABS	24.3481-1720.5	240156	TRW - Halter
			←	☐; 11/01 → 03/02; Nutzlast [kg]: 1.400; + ABS	24.3481-1795.5	240768	- Halter
			←	☐; 11/01 → 03/02; Nutzlast [kg]: 1.400; + ABS	24.3481-1796.5	240769	- Halter
			←	☐; 11/01 → 03/02; Nutzlast [kg]: 1.800; + ABS	24.3521-1715.5	240770	- Halter
			←	☐; 11/01 → 03/02; Nutzlast [kg]: 1.800; + ABS	24.3521-1716.5	240771	- Halter
			→	☐; 11/01 → 03/02; Nutzlast ab [kg] 1.400 Nutzlast bis [kg] 1.800	24.3461-1701.5	240449	- Halter
			→	☐; 11/01 → 03/02; Nutzlast ab [kg] 1.400 Nutzlast bis [kg] 1.800	24.3461-1702.5	240450	- Halter
2.5 TD 2.5 TDI 2.5 TDI 4x4 2.8 HDI	76 79 79 94	03/94 → 04/02 01/97 → 04/02 07/99 → 04/02 11/00 → 04/02	←	☐; → 10/01; Nutzlast [kg]: 1.400; - ABS	24.3481-1711.5	240129	TRW - Halter
			←	☐; → 10/01; Nutzlast [kg]: 1.400; - ABS	24.3481-1712.5	240130	TRW - Halter
			←	☐; 11/01 → 03/02; Nutzlast [kg]: 1.400; + ABS	24.3481-1795.5	240768	- Halter
			←	☐; 11/01 → 03/02; Nutzlast [kg]: 1.400; + ABS	24.3481-1796.5	240769	- Halter
			←	☐; 11/01 → 03/02; Nutzlast [kg]: 1.800; + ABS	24.3521-1715.5	240770	- Halter
			←	☐; 11/01 → 03/02; Nutzlast [kg]: 1.800; + ABS	24.3521-1716.5	240771	- Halter
			→	☐; 11/01 → 03/02; Nutzlast ab [kg] 1.400 Nutzlast bis [kg] 1.800	24.3461-1701.5	240449	- Halter
			→	☐; 11/01 → 03/02; Nutzlast ab [kg] 1.400 Nutzlast bis [kg] 1.800	24.3461-1702.5	240450	- Halter
			2.8 D	64	01/99 → 02/02	←	☐; → S 16206253; Nutzlast [kg]: 1.400; - ABS
←	☐; → S 16206253; Nutzlast [kg]: 1.400; - ABS	24.3481-1719.5				240155	TRW - Halter
←	☐; → S 16206253; Nutzlast [kg]: 1.400; - ABS	24.3481-1712.5				240130	TRW - Halter
←	☐; → S 16206253; Nutzlast [kg]: 1.400; - ABS	24.3481-1720.5				240156	TRW - Halter
←	☐; S 16204256 →; Nutzlast [kg]: 1.400; + ABS	24.3481-1795.5				240768	- Halter
←	☐; S 16204256 →; Nutzlast [kg]: 1.400; + ABS	24.3481-1796.5				240769	- Halter
←	☐; S 16194400 →; Nutzlast [kg]: 1.800; + ABS	24.3521-1715.5				240770	- Halter
←	☐; S 16194400 →; Nutzlast [kg]: 1.800; + ABS	24.3521-1716.5				240771	- Halter
2.8 HDi	93	10/00 → 11/01	→	☐; 11/01 →; Nutzlast ab [kg] 1.400 Nutzlast bis [kg] 1.800	24.3461-1701.5	240449	- Halter
			→	☐; 11/01 →; Nutzlast ab [kg] 1.400 Nutzlast bis [kg] 1.800	24.3461-1702.5	240450	- Halter
<b>Zubehörsatz, Bremssattel</b>							
1.9 D	51	03/94 → 04/02	←	→ S 16206253; + ABS; Nutzlast ab [kg] 1.000 Nutzlast bis [kg] 1.400	24.0101-4804.2	260050	TRW
1.9 TD	66	06/94 → 04/02	←	12/98 → 10/01; Nutzlast ab [kg] 1.000 Nutzlast bis [kg] 1.400; + ABS	24.0101-4804.2	260050	TRW
1.9 TD	68	07/94 → 04/02	←	07/96 → 10/01; Nutzlast ab [kg] 1.000 Nutzlast bis [kg] 1.400; + ABS	24.0101-4804.2	260050	TRW
2.0 i	80	06/94 → 04/02	←	→ 10/01; Nutzlast ab [kg] 1.000 Nutzlast bis [kg] 1.400; + ABS	24.0101-4804.2	260050	TRW
↓							























	kw			 	! #		
<b>PEUGEOT - BOXER Pritsche/Fahrgestell (ZCT_) 03/94 → 04/02</b>							
<b>Zubehörsatz, Bremssattel</b>							
2.5 D	63	03/94 → 04/02	←	→ 10/01; Nutzlast [kg]: 1.400; + ABS		24.0101-4804.2 260050	TRW
2.5 D 4x4	63	07/99 → 04/02	←	→ S 16206253; Nutzlast [kg]: 1.400; + ABS		24.0101-4804.2 260050	TRW
2.8 D	64	01/99 → 02/02	←	→ S 16206253; Nutzlast [kg]: 1.400; + ABS		24.0101-4804.2 260050	TRW
<b> Bremsschlauch</b>							
1.9 D	51	03/94 → 04/02	←	S 15866410 → S 16206244; Nutzlast ab [kg] 1.000 Nutzlast bis [kg] 1.400	2	24.5112-0461.3 330616 24.5112-0466.3 330579	L= 460 L= 462
			←	→ S 15866409; Nutzlast ab [kg] 1.000 Nutzlast bis [kg] 1.400	2	24.5112-0465.3 330526 24.5112-0466.3 330579	L= 465 L= 462
			←	S 16205353 →; Nutzlast ab [kg] 1.000 Nutzlast bis [kg] 1.400	2	24.5112-0470.3 331460 24.5112-0477.3 331299	L= 470 L= 477
			→	☐; → S 16206253; + ABS; Nutzlast ab [kg] 1.000 Nutzlast bis [kg] 1.400; für Fahrzeuge ohne verstärktes Fahrwerk		24.5112-0315.3 330509	L= 315
			→	→ S 16206244; - ABS; Nutzlast ab [kg] 1.000 Nutzlast bis [kg] 1.400; für Fahrzeuge ohne verstärktes Fahrwerk	1	24.5112-0340.3 330511	L= 340
			→	→ S 16206244; - ABS; Nutzlast ab [kg] 1.000 Nutzlast bis [kg] 1.400; für Fahrzeuge mit verstärktem Fahrwerk	1	24.5112-0361.3 330649	L= 360 + Halter
			→	S 16205353 →; - ABS; Nutzlast ab [kg] 1.000 Nutzlast bis [kg] 1.400; für Fahrzeuge mit Trommelbremse an der Hinterachse	1	24.5112-0361.3 330649	L= 360 + Halter
			→	S 16194400 →; + ABS; Nutzlast ab [kg] 1.000 Nutzlast bis [kg] 1.400; für Fahrzeuge mit Scheibenbremse an der Hinterachse	2	83.6401-0159.3 330746	L= 160
			→	S 16205353 →; - ABS; Nutzlast ab [kg] 1.000 Nutzlast bis [kg] 1.400; für Fahrzeuge mit Scheibenbremse an der Hinterachse	2	83.6401-0159.3 330746	L= 160
1.9 TD	66	06/94 → 04/02	←	S 15866410 →; → 10/01; Nutzlast ab [kg] 1.000 Nutzlast bis [kg] 1.400	2	24.5112-0461.3 330616 24.5112-0466.3 330579	L= 460 L= 462
			←	12/98 →; → S 15866409; Nutzlast ab [kg] 1.000 Nutzlast bis [kg] 1.400	2	24.5112-0465.3 330526 24.5112-0466.3 330579	L= 465 L= 462
			←	11/01 → 03/02; Nutzlast ab [kg] 1.000 Nutzlast bis [kg] 1.400	2	24.5112-0470.3 331460 24.5112-0477.3 331299	L= 470 L= 477
			→	☐; 12/98 → 10/01; Nutzlast ab [kg] 1.000 Nutzlast bis [kg] 1.400; + ABS; für Fahrzeuge ohne verstärktes Fahrwerk		24.5112-0315.3 330509	L= 315
			→	12/98 → 10/01; Nutzlast ab [kg] 1.000 Nutzlast bis [kg] 1.400; - ABS; für Fahrzeuge ohne verstärktes Fahrwerk	1	24.5112-0340.3 330511	L= 340
			→	12/98 → 10/01; Nutzlast ab [kg] 1.000 Nutzlast bis [kg] 1.400; - ABS; für Fahrzeuge mit verstärktem Fahrwerk	1	24.5112-0361.3 330649	L= 360 + Halter
			→	11/01 → 03/02; Nutzlast ab [kg] 1.000 Nutzlast bis [kg] 1.400; - ABS; für Fahrzeuge mit Trommelbremse an der Hinterachse	1	24.5112-0361.3 330649	L= 360 + Halter
			→	11/01 → 03/02; Nutzlast ab [kg] 1.000 Nutzlast bis [kg] 1.400; für Fahrzeuge mit Scheibenbremse an der Hinterachse	2	83.6401-0159.3 330746	L= 160
1.9 TD	68	07/94 → 04/02	←	S 15866410 →; → 10/01; Nutzlast ab [kg] 1.000 Nutzlast bis [kg] 1.400	2	24.5112-0461.3 330616 24.5112-0466.3 330579	L= 460 L= 462
			←	07/96 →; → S 15866409; Nutzlast ab [kg] 1.000 Nutzlast bis [kg] 1.400	2	24.5112-0465.3 330526 24.5112-0466.3 330579	L= 465 L= 462
			←	11/01 → 03/02; Nutzlast ab [kg] 1.000 Nutzlast bis [kg] 1.400	2	24.5112-0470.3 331460 24.5112-0477.3 331299	L= 470 L= 477
			→	☐; 07/96 → 10/01; Nutzlast ab [kg] 1.000 Nutzlast bis [kg] 1.400; + ABS; für Fahrzeuge ohne verstärktes Fahrwerk		24.5112-0315.3 330509	L= 315
			→	07/96 → 10/01; Nutzlast ab [kg] 1.000 Nutzlast bis [kg] 1.400; - ABS; für Fahrzeuge ohne verstärktes Fahrwerk	1	24.5112-0340.3 330511	L= 340
			→	11/01 → 03/02; Nutzlast ab [kg] 1.000 Nutzlast bis [kg] 1.400; - ABS; für Fahrzeuge mit Trommelbremse an der Hinterachse	1	24.5112-0361.3 330649	L= 360 + Halter
			↓				

































	kw			 	! #					
<b>PEUGEOT - BOXER Pritsche/Fahrgestell (ZCT_) 03/94 → 04/02</b>										
<b>Bremsschlauch</b>										
1.9 TD	68	07/94 → 04/02	➔	07/96 → 10/01; Nutzlast ab [kg] 1.000 Nutzlast bis [kg] 1.400; - ABS; für Fahrzeuge mit verstärktem Fahrwerk	1	24.5112-0361.3 330649	L= 360 + Halter			
			➔	11/01 → 03/02; Nutzlast ab [kg] 1.000 Nutzlast bis [kg] 1.400; für Fahrzeuge mit Scheibenbremse an der Hinterachse	2	83.6401-0159.3 330746	L= 160			
2.0	81	12/01 → 04/02	←	→ S 15866409; Nutzlast ab [kg] 1.000 Nutzlast bis [kg] 1.800	2	24.5112-0465.3 330526 24.5112-0466.3 330579	L= 465 L= 462			
			←	→ 03/02; Nutzlast ab [kg] 1.000 Nutzlast bis [kg] 1.800	2	24.5112-0470.3 331460 24.5112-0477.3 331299	L= 470 L= 477			
			➔	→ 03/02; Nutzlast ab [kg] 1.000 Nutzlast bis [kg] 1.800; - ABS; für Fahrzeuge mit Trommelbremse an der Hinterachse	1	24.5112-0361.3 330649	L= 360 + Halter			
			➔	→ 03/02; Nutzlast ab [kg] 1.000 Nutzlast bis [kg] 1.800; für Fahrzeuge mit Scheibenbremse an der Hinterachse	2	83.6401-0159.3 330746	L= 160			
2.0 i	80	06/94 → 04/02	←	S 15866410 →; → 10/01; Nutzlast ab [kg] 1.000 Nutzlast bis [kg] 1.800	2	24.5112-0461.3 330616 24.5112-0466.3 330579	L= 460 L= 462			
			←	→ S 15866409; Nutzlast ab [kg] 1.000 Nutzlast bis [kg] 1.800	2	24.5112-0465.3 330526 24.5112-0466.3 330579	L= 465 L= 462			
			←	11/01 → 03/02; Nutzlast ab [kg] 1.000 Nutzlast bis [kg] 1.800	2	24.5112-0470.3 331460 24.5112-0477.3 331299	L= 470 L= 477			
			➔	☐; → 10/01; Nutzlast ab [kg] 1.000 Nutzlast bis [kg] 1.800; + ABS; für Fahrzeuge ohne verstärktes Fahrwerk		24.5112-0315.3 330509	L= 315			
			➔	→ 10/01; Nutzlast ab [kg] 1.000 Nutzlast bis [kg] 1.800; - ABS; für Fahrzeuge ohne verstärktes Fahrwerk	1	24.5112-0340.3 330511	L= 340			
			➔	11/01 → 03/02; Nutzlast ab [kg] 1.000 Nutzlast bis [kg] 1.800; - ABS; für Fahrzeuge mit Trommelbremse an der Hinterachse	1	24.5112-0361.3 330649	L= 360 + Halter			
			➔	→ 10/01; Nutzlast ab [kg] 1.000 Nutzlast bis [kg] 1.800; - ABS; für Fahrzeuge mit verstärktem Fahrwerk	1	24.5112-0361.3 330649	L= 360 + Halter			
			➔	11/01 → 03/02; Nutzlast ab [kg] 1.000 Nutzlast bis [kg] 1.800; für Fahrzeuge mit Scheibenbremse an der Hinterachse	2	83.6401-0159.3 330746	L= 160			
2.5 D 2.5 D 4x4 2.5 TD 2.5 TDI 2.5 TDI 4x4 2.8 HDI	63 63 76 79 79 94	03/94 → 04/02 07/99 → 04/02 03/94 → 04/02 01/97 → 04/02 07/99 → 04/02 11/00 → 04/02	←	S 15866410 →; → 10/01; Nutzlast ab [kg] 1.400 Nutzlast bis [kg] 1.800	2	24.5112-0461.3 330616 24.5112-0466.3 330579	L= 460 L= 462			
			←	→ S 15866409; Nutzlast ab [kg] 1.400 Nutzlast bis [kg] 1.800	2	24.5112-0465.3 330526 24.5112-0466.3 330579	L= 465 L= 462			
			←	11/01 → 03/02; Nutzlast ab [kg] 1.400 Nutzlast bis [kg] 1.800	2	24.5112-0470.3 331460 24.5112-0477.3 331299	L= 470 L= 477			
			➔	☐; → 10/01; Nutzlast ab [kg] 1.400 Nutzlast bis [kg] 1.800; + ABS; für Fahrzeuge ohne verstärktes Fahrwerk		24.5112-0315.3 330509	L= 315			
			➔	→ 10/01; Nutzlast ab [kg] 1.400 Nutzlast bis [kg] 1.800; - ABS; für Fahrzeuge ohne verstärktes Fahrwerk	1	24.5112-0340.3 330511	L= 340			
			➔	11/01 → 03/02; Nutzlast ab [kg] 1.400 Nutzlast bis [kg] 1.800; - ABS; für Fahrzeuge mit Trommelbremse an der Hinterachse	1	24.5112-0361.3 330649	L= 360 + Halter			
			➔	→ 10/01; Nutzlast ab [kg] 1.400 Nutzlast bis [kg] 1.800; - ABS; für Fahrzeuge mit verstärktem Fahrwerk	1	24.5112-0361.3 330649	L= 360 + Halter			
			➔	11/01 → 03/02; Nutzlast ab [kg] 1.400 Nutzlast bis [kg] 1.800; für Fahrzeuge mit Scheibenbremse an der Hinterachse	2	83.6401-0159.3 330746	L= 160			
			2.8 D	64	01/99 → 02/02	←	S 15866410 → S 16206244; Nutzlast ab [kg] 1.400 Nutzlast bis [kg] 1.800	2	24.5112-0461.3 330616 24.5112-0466.3 330579	L= 460 L= 462
						←	→ S 15866409; Nutzlast ab [kg] 1.400 Nutzlast bis [kg] 1.800	2	24.5112-0465.3 330526 24.5112-0466.3 330579	L= 465 L= 462
←	S 16205353 →; Nutzlast ab [kg] 1.400 Nutzlast bis [kg] 1.800	2				24.5112-0470.3 331460 24.5112-0477.3 331299	L= 470 L= 477			





	kw					! #			
<b>PEUGEOT - BOXER Pritsche/Fahrgestell (ZCT_) 03/94 → 04/02</b>									
 <b>Bremsschlauch</b>									
2.8 D	64	01/99 → 02/02	➡	☐; → S 16206253; Nutzlast ab [kg] 1.400 Nutzlast bis [kg] 1.800; + ABS; für Fahrzeuge ohne verstärktes Fahrwerk		24.5112-0315.3	330509	L= 315	
			➡	→ S 16206244; Nutzlast ab [kg] 1.400 Nutzlast bis [kg] 1.800; - ABS; für Fahrzeuge ohne verstärktes Fahrwerk	1	24.5112-0340.3	330511	L= 340	
			➡	S 16205353→; Nutzlast ab [kg] 1.400 Nutzlast bis [kg] 1.800; - ABS; für Fahrzeuge mit Trommelbremse an der Hinterachse	1	24.5112-0361.3	330649	L= 360 + Halter	
			➡	→ S 16206244; Nutzlast ab [kg] 1.400 Nutzlast bis [kg] 1.800; - ABS; für Fahrzeuge mit verstärktem Fahrwerk	1	24.5112-0361.3	330649	L= 360 + Halter	
			➡	S 16205353→; Nutzlast ab [kg] 1.400 Nutzlast bis [kg] 1.800; - ABS; für Fahrzeuge mit Scheibenbremse an der Hinterachse	2	83.6401-0159.3	330746	L= 160	
			➡	S 16194400→; Nutzlast ab [kg] 1.400 Nutzlast bis [kg] 1.800; + ABS; für Fahrzeuge mit Scheibenbremse an der Hinterachse	2	83.6401-0159.3	330746	L= 160	
2.8 HDi	93	10/00 → 11/01	←	S 15866410→; → 10/01; Nutzlast ab [kg] 1.400 Nutzlast bis [kg] 1.800	2	24.5112-0461.3	330616	L= 460	
						24.5112-0466.3	330579	L= 462	
			←	11/00→; → S 15866409; Nutzlast ab [kg] 1.400 Nutzlast bis [kg] 1.800	2	24.5112-0465.3	330526	L= 465	
						24.5112-0466.3	330579	L= 462	
			←	11/01→; Nutzlast ab [kg] 1.400 Nutzlast bis [kg] 1.800	2	24.5112-0470.3	331460	L= 470	
						24.5112-0477.3	331299	L= 477	
			➡	☐; 11/00→ 10/01; Nutzlast ab [kg] 1.400 Nutzlast bis [kg] 1.800; + ABS; für Fahrzeuge ohne verstärktes Fahrwerk		24.5112-0315.3	330509	L= 315	
			➡	11/00→ 10/01; Nutzlast ab [kg] 1.400 Nutzlast bis [kg] 1.800; - ABS; für Fahrzeuge ohne verstärktes Fahrwerk	1	24.5112-0340.3	330511	L= 340	
PEUGEOT - EXPERT (224_) 10/95 → 12/06	 <b>Bremssattel</b>								
	1.6	58	02/96 → 09/00	←	☐; → Orga 09792		24.3571-1709.5	240153	TRW - Halter
	1.8	74	10/96 → 09/00	←	☐; → Orga 09792		24.3571-1710.5	240154	TRW - Halter
	1.9 TD	66	02/96 → 09/00	←	☐; → Orga 09792		24.3571-1710.5	240154	TRW - Halter
	2.0	100	07/00 → 12/06	←	☐; Orga 09793→		24.3601-1711.5	240938	TRW - Halter
	2.0 HDi	69	10/00 → 10/06	←	☐; Orga 09793→		24.3601-1712.5	240939	TRW - Halter
	2.0 HDi	80	07/00 → 12/06	←	☐; Orga 09793→		24.3601-1712.5	240939	TRW - Halter
	2.0 HDi 16V	80	07/00 → 12/06	←	☐; Orga 09793→		24.3601-1712.5	240939	TRW - Halter
1.9 D	51	02/96 → 12/98	←	☐; → Orga 09155		24.3571-1709.5	240153	TRW - Halter	
1.9 D	51	12/03 → 12/06	←	☐; → Orga 09155		24.3571-1710.5	240154	TRW - Halter	
			←	☐; Orga 09156→		24.3571-1711.5	240159	BDX - Halter	
			←	☐; Orga 09156→		24.3571-1712.5	240160	BDX - Halter	
1.9 TD	68	02/96 → 05/98	←	☐; 04/96→; → Orga 09792		24.3571-1709.5	240153	TRW - Halter	
			←	☐; 04/96→; → Orga 09792		24.3571-1710.5	240154	TRW - Halter	
			←	☐; Orga 09793→		24.3601-1711.5	240938	TRW - Halter	
			←	☐; Orga 09793→		24.3601-1712.5	240939	TRW - Halter	
 <b>Bremsschlauch</b>									
1.6	58	02/96 → 09/00	←	Orga 09793→	2	24.5111-0462.3	330555	L= 460	
1.8	74	10/96 → 09/00	←	→ Orga 09792	2	24.5118-0471.3	330528	L= 473	
1.9 D	51	02/96 → 12/98	←	→ Orga 09792	2	24.5118-0471.3	330528	L= 473	
1.9 D	51	12/03 → 12/06	➡		2	24.5229-0251.3	330535	L= 250	
1.9 TD	66	02/96 → 09/00	➡						
2.0	100	07/00 → 12/06	➡						
2.0 HDi	69	10/00 → 10/06	➡						
2.0 HDi	80	07/00 → 12/06	➡						
↓									

	kw				! #		
<b>PEUGEOT - EXPERT (224_) 10/95→12/06</b>							
 <b>Bremsschlauch</b>							
2.0 HDI 16V	80	07/00→12/06	←	Orga 09793→	2	24.5111-0462.3 330555	L= 460
			←	→Orga 09792	2	24.5118-0471.3 330528	L= 473
			→		2	24.5229-0251.3 330535	L= 250
1.9 TD	68	02/96→05/98	←	Orga 09793→	2	24.5111-0462.3 330555	L= 460
			←	04/96→; →Orga 09792	2	24.5118-0471.3 330528	L= 473
			→	04/96→	2	24.5229-0251.3 330535	L= 250
<b>PEUGEOT - EXPERT Kasten (222) 07/95→03/08</b>							
 <b>Bremssattel</b>							
1.6	58	02/96→09/00	←	☐; →Orga 09792; Nutzlast ab [kg] 800		24.3571-1709.5 240153	TRW - Halter
1.8	74	10/96→09/00		Nutzlast bis [kg] 900			
1.9 TD	66	02/96→09/00	←	☐; →Orga 09792; Nutzlast ab [kg] 800		24.3571-1710.5 240154	TRW - Halter
2.0	100	09/02→12/06		Nutzlast bis [kg] 900			
2.0 HDI	69	07/00→12/06	←	☐; Orga 09793→; Nutzlast ab [kg] 800		24.3601-1711.5 240938	TRW - Halter
2.0 HDI	80	07/00→12/06	←	☐; Orga 09793→; Nutzlast ab [kg] 800		24.3601-1712.5 240939	TRW - Halter
				Nutzlast bis [kg] 900			
1.9 D	51	02/96→12/98	←	☐; →Orga 09155; Nutzlast ab [kg] 800		24.3571-1709.5 240153	TRW - Halter
1.9 D 70	51	12/98→12/06	←	☐; →Orga 09155; Nutzlast ab [kg] 800		24.3571-1710.5 240154	TRW - Halter
			←	☐; Orga 09156→; Nutzlast ab [kg] 800		24.3571-1711.5 240159	BDX - Halter
			←	☐; Orga 09156→; Nutzlast ab [kg] 800		24.3571-1712.5 240160	BDX - Halter
				Nutzlast bis [kg] 900			
1.9 TD	68	02/96→05/98	←	☐; 04/96→; →Orga 09792; Nutzlast ab [kg] 800		24.3571-1709.5 240153	TRW - Halter
			←	☐; 04/96→; →Orga 09792; Nutzlast ab [kg] 800		24.3571-1710.5 240154	TRW - Halter
			←	☐; Orga 09793→; Nutzlast ab [kg] 800		24.3601-1711.5 240938	TRW - Halter
			←	☐; Orga 09793→; Nutzlast ab [kg] 800		24.3601-1712.5 240939	TRW - Halter
				Nutzlast bis [kg] 900			
 <b>Bremsschlauch</b>							
1.6	58	02/96→09/00	←	Orga 09793→	2	24.5111-0462.3 330555	L= 460
1.8	74	10/96→09/00		→Orga 09792	2	24.5118-0471.3 330528	L= 473
1.9 D	51	02/96→12/98	←				
1.9 D 70	51	12/98→12/06	→		2	24.5229-0251.3 330535	L= 250
1.9 TD	66	02/96→09/00					
2.0	100	09/02→12/06					
2.0 HDI	69	07/00→12/06					
2.0 HDI	80	07/00→12/06					
1.9 TD	68	02/96→05/98	←	Orga 09793→	2	24.5111-0462.3 330555	L= 460
			←	04/96→; →Orga 09792	2	24.5118-0471.3 330528	L= 473
			→	04/96→	2	24.5229-0251.3 330535	L= 250
<b>PEUGEOT - EXPERT Kasten (VF3A_, VF3U_, VF3X_) 01/07→</b>							
 <b>Bremssattel</b>							
1.6 HDi 90 16V	66	01/07→	←	☐; für Fahrzeuge mit Trommelbremse an der Hinterachse		24.3451-1725.5 240619	TRW - Halter
1.6 HDi 90 8V	66	01/07→	←	☐; für Fahrzeuge mit Trommelbremse an der Hinterachse		24.3451-1726.5 240620	TRW - Halter
			←	☐; für Fahrzeuge mit Scheibenbremse an der Hinterachse		24.3481-1785.5 240595	TRW - Halter
			←	☐; für Fahrzeuge mit Scheibenbremse an der Hinterachse		24.3481-1786.5 240596	TRW - Halter
			→	☐		24.3414-1715.5 240589	TRW - Halter
			→	☐		24.3414-1716.5 240590	TRW - Halter
2.0 16V	103	01/07→	←	☐		24.3481-1785.5 240595	TRW - Halter
2.0 HDi 100	72	03/11→	←	☐		24.3481-1786.5 240596	TRW - Halter
2.0 HDi 120	88	01/07→	←	☐		24.3481-1786.5 240596	TRW - Halter
2.0 HDi 130	94	03/11→	→	☐		24.3414-1715.5 240589	TRW - Halter
2.0 HDi 140	100	01/07→	→	☐		24.3414-1716.5 240590	TRW - Halter
2.0 HDi 165	120	09/09→	→	☐		24.3414-1716.5 240590	TRW - Halter
↓							

	kW			 	! #		
<b>PEUGEOT - EXPERT Kasten (VF3A_, VF3U_, VF3X_) 01/07→</b>							
 <b>Bremsschlauch</b>							
1.6 HDi 90 16V	66	01/07→	←		2	24.5144-0455.3 331201	L= 455
1.6 HDi 90 8V	66	01/07→	→	Orga 10934→; kurzer Radstand	2	24.5239-0240.3 331170	L= 240
2.0 16V	103	01/07→	→	Orga 10934→; langer Radstand	2	24.5239-0355.3 331243	L= 355
2.0 HDi 100	72	03/11→					
2.0 HDi 120	88	01/07→					
2.0 HDi 130	94	03/11→					
2.0 HDi 140	100	01/07→					
2.0 HDi 165	120	09/09→					
<b>PEUGEOT - EXPERT Pritsche/Fahrgestell 01/07→</b>							
 <b>Bremssattel</b>							
1.6 HDi 90 16V	66	01/07→	←	 ; für Fahrzeuge mit Trommelbremse an der Hinterachse		24.3451-1725.5 240619	TRW - Halter
1.6 HDi 90 8V	66	01/07→	←	 ; für Fahrzeuge mit Trommelbremse an der Hinterachse		24.3451-1726.5 240620	TRW - Halter
			←	 ; für Fahrzeuge mit Scheibenbremse an der Hinterachse		24.3481-1785.5 240595	TRW - Halter
			←	 ; für Fahrzeuge mit Scheibenbremse an der Hinterachse		24.3481-1786.5 240596	TRW - Halter
			→			24.3414-1715.5 240589	TRW - Halter
			→			24.3414-1716.5 240590	TRW - Halter
2.0 HDi 120	88	01/07→	←			24.3481-1785.5 240595	TRW - Halter
2.0 HDi 130	94	03/11→	←			24.3481-1786.5 240596	TRW - Halter
2.0 HDi 140	100	01/07→	→			24.3414-1715.5 240589	TRW - Halter
2.0 HDi 165	120	09/09→	→			24.3414-1716.5 240590	TRW - Halter
<b>Bremsschlauch</b>							
1.6 HDi 90 16V	66	01/07→	←		2	24.5144-0455.3 331201	L= 455
1.6 HDi 90 8V	66	01/07→	→	Orga 10934→; kurzer Radstand	2	24.5239-0240.3 331170	L= 240
2.0 HDi 120	88	01/07→	→	Orga 10934→; langer Radstand	2	24.5239-0355.3 331243	L= 355
2.0 HDi 130	94	03/11→					
2.0 HDi 140	100	01/07→					
2.0 HDi 165	120	09/09→					
<b>PEUGEOT - EXPERT Pritsche/Fahrgestell (223) 12/95→12/06</b>							
 <b>Bremssattel</b>							
1.6	58	02/96→09/00	←	 ; →Orga 09792		24.3571-1709.5 240153	TRW - Halter
1.9 D	51	02/96→12/98	←	 ; →Orga 09792		24.3571-1710.5 240154	TRW - Halter
1.9 TD	66	02/96→09/00	←	 ; Orga 09793→		24.3601-1711.5 240938	TRW - Halter
2.0 HDi	80	10/00→10/06	←	 ; Orga 09793→		24.3601-1712.5 240939	TRW - Halter
2.0 HDI	80	10/00→10/06	←	 ; Orga 09793→		24.3601-1712.5 240939	TRW - Halter
1.9 TD	68	02/96→05/98	←	 ; 04/96→; →Orga 09792		24.3571-1709.5 240153	TRW - Halter
			←	 ; 04/96→; →Orga 09792		24.3571-1710.5 240154	TRW - Halter
			←	 ; Orga 09793→		24.3601-1711.5 240938	TRW - Halter
			←	 ; Orga 09793→		24.3601-1712.5 240939	TRW - Halter
<b>Bremsschlauch</b>							
1.6	58	02/96→09/00	←	Orga 09793→	2	24.5111-0462.3 330555	L= 460
1.9 D	51	02/96→12/98	←	→Orga 09792	2	24.5118-0471.3 330528	L= 473
1.9 TD	66	02/96→09/00	→		2	24.5229-0251.3 330535	L= 250
2.0 HDi	80	10/00→10/06	→		2	24.5229-0251.3 330535	L= 250
2.0 HDI	80	10/00→10/06	→		2	24.5229-0251.3 330535	L= 250
1.9 TD	68	02/96→05/98	←	Orga 09793→	2	24.5111-0462.3 330555	L= 460
			←	04/96→; →Orga 09792	2	24.5118-0471.3 330528	L= 473
			→	04/96→	2	24.5229-0251.3 330535	L= 250
<b>PEUGEOT - EXPERT TEPEE (VF3X_) 01/07→</b>							
 <b>Bremssattel</b>							
1.6 HDi 90 16V	66	01/07→03/16	←	 ; für Fahrzeuge mit Trommelbremse an der Hinterachse		24.3451-1725.5 240619	TRW - Halter
1.6 HDi 90 8V	66	01/07→03/16	←	 ; für Fahrzeuge mit Trommelbremse an der Hinterachse		24.3451-1726.5 240620	TRW - Halter



**PEUGEOT - EXPERT TEPEE (VF3X\_) 01/07→**

**Bremssattel**

1.6 HDi 90 16V 1.6 HDi 90 8V	66	01/07→03/16	←	☐; für Fahrzeuge mit Scheibenbremse an der Hinterachse	24.3481-1785.5	240595	TRW - Halter
	66	01/07→03/16	←	☐; für Fahrzeuge mit Scheibenbremse an der Hinterachse	24.3481-1786.5	240596	TRW - Halter
			→	☐	24.3414-1715.5	240589	TRW - Halter
			→	☐	24.3414-1716.5	240590	TRW - Halter
2.0 16V 2.0 HDi 100 2.0 HDi 120 2.0 HDi 120 4x4 2.0 HDi 130 2.0 HDi 140 2.0 HDi 165	103	01/07→03/16	←	☐	24.3481-1785.5	240595	TRW - Halter
	72	03/11→03/16	←	☐	24.3481-1786.5	240596	TRW - Halter
	88	01/07→03/16	←	☐	24.3481-1786.5	240596	TRW - Halter
	88	01/07→	→	☐	24.3414-1715.5	240589	TRW - Halter
	94	03/11→	→	☐	24.3414-1716.5	240590	TRW - Halter
	100	01/07→	→	☐	24.3414-1716.5	240590	TRW - Halter
120	09/09→						










**Bremsschlauch**








1.6 HDi 90 16V 1.6 HDi 90 8V	66 66	01/07→03/16 01/07→03/16	←		2	24.5144-0455.3	331201	L= 455
2.0 16V	103	01/07→03/16	→	Orga 10934→; kurzer Radstand	2	24.5239-0240.3	331170	L= 240
2.0 HDi 100 2.0 HDi 120 2.0 HDi 120 4x4	72 88 88	03/11→03/16 01/07→03/16 01/07→	→	Orga 10934→; langer Radstand	2	24.5239-0355.3	331243	L= 355
2.0 HDi 130 2.0 HDi 140 2.0 HDi 165	94 100 120	03/11→ 01/07→ 09/09→						

**PEUGEOT - PARTNER Großraumlimousine (5\_, G\_) 05/96→12/15**

**Bremssattel**

1.1	44	06/96→10/02	←	☐; 10/02→	24.3541-1771.5	240239	BOS - Halter
			←	☐; 10/02→	24.3541-1772.5	240240	BOS - Halter
			←	☐; 07/96→ 09/02	24.3541-1777.5	240247	TRW - Halter
			←	☐; 07/96→ 09/02	24.3541-1778.5	240248	TRW - Halter
1.4 1.9 D 4x4	54 51	11/02→10/06 04/04→08/05	←	☐	24.3541-1771.5	240239	BOS - Halter
			←	☐	24.3541-1772.5	240240	BOS - Halter
1.4	55	06/96→12/15	←	☐; 10/02→ 03/08	24.3541-1771.5	240239	BOS - Halter
			←	☐; 10/02→ 03/08	24.3541-1772.5	240240	BOS - Halter
			←	☐; 07/96→ 09/02	24.3541-1777.5	240247	TRW - Halter
			←	☐; 07/96→ 09/02	24.3541-1778.5	240248	TRW - Halter
1.6 16V 2.0 HDi 4x4	80 66	07/01→03/08 04/04→08/05	←	☐; →Orga 09127	24.3541-1757.5	240934	TRW - Halter
			←	☐; →Orga 09127	24.3541-1758.5	240935	TRW - Halter
			←	☐; Orga 09128→; + ESP	24.3541-1761.5	240233	- Halter
			←	☐; Orga 09128→; + ESP	24.3541-1762.5	240234	- Halter
			←	☐; Orga 09128→; - ESP	24.3541-1771.5	240239	BOS - Halter
			←	☐; Orga 09128→; - ESP	24.3541-1772.5	240240	BOS - Halter
			→	☐; + ESP	24.3387-1711.5	240868	TRW - Halter
			→	☐; + ESP	24.3387-1712.5	240869	TRW - Halter
1.6 HDi 75	55	08/05→07/08	←	☐; → 03/08; + ESP	24.3541-1761.5	240233	- Halter
			←	☐; → 03/08; + ESP	24.3541-1762.5	240234	- Halter
			←	☐; → 03/08; - ESP	24.3541-1771.5	240239	BOS - Halter
			←	☐; → 03/08; - ESP	24.3541-1772.5	240240	BOS - Halter
			→	☐; → 03/08; + ESP	24.3387-1711.5	240868	TRW - Halter
			→	☐; → 03/08; + ESP	24.3387-1712.5	240869	TRW - Halter
1.6 HDi 90	66	08/05→12/15	←	☐; 02/06→ 03/08; + ESP	24.3541-1761.5	240233	- Halter
			←	☐; 02/06→ 03/08; + ESP	24.3541-1762.5	240234	- Halter
			←	☐; 02/06→ 03/08; - ESP	24.3541-1771.5	240239	BOS - Halter
			←	☐; 02/06→ 03/08; - ESP	24.3541-1772.5	240240	BOS - Halter
			→	☐; 02/06→ 03/08; + ESP	24.3387-1711.5	240868	TRW - Halter
			→	☐; 02/06→ 03/08; + ESP	24.3387-1712.5	240869	TRW - Halter
1.8	66	05/97→12/02	←	☐; →Orga 09127	24.3541-1757.5	240934	TRW - Halter
			←	☐; →Orga 09127	24.3541-1758.5	240935	TRW - Halter

	kw			 	! #		
<b>PEUGEOT - PARTNER Großraumlimousine (5_, G_) 05/96→12/15</b>							
 <b>Bremssattel</b>							
1.8	66	05/97→12/02	←	☐; Orga 09128→		24.3541-1771.5 240239	BOS - Halter
			←	☐; Orga 09128→		24.3541-1772.5 240240	BOS - Halter
1.9 D	50	06/96→12/02	←	☐; 07/96→; →Orga 09127		24.3541-1757.5 240934	TRW - Halter
			←	☐; 07/96→; →Orga 09127		24.3541-1758.5 240935	TRW - Halter
			←	☐; Orga 09128→		24.3541-1771.5 240239	BOS - Halter
			←	☐; Orga 09128→		24.3541-1772.5 240240	BOS - Halter
1.9 D	51	05/96→12/98	←	☐; 12/98→; →Orga 09127		24.3541-1757.5 240934	TRW - Halter
			←	☐; 12/98→; →Orga 09127		24.3541-1758.5 240935	TRW - Halter
			←	☐; Orga 09128→		24.3541-1771.5 240239	BOS - Halter
			←	☐; Orga 09128→		24.3541-1772.5 240240	BOS - Halter
1.9 D	51	01/99→07/08	←	☐; →Orga 09127		24.3541-1757.5 240934	TRW - Halter
			←	☐; →Orga 09127		24.3541-1758.5 240935	TRW - Halter
			←	☐; Orga 09128→; → 03/08		24.3541-1771.5 240239	BOS - Halter
			←	☐; Orga 09128→; → 03/08		24.3541-1772.5 240240	BOS - Halter
2.0 HDI	66	02/00→07/08	←	☐; →Orga 09127		24.3541-1757.5 240934	TRW - Halter
			←	☐; →Orga 09127		24.3541-1758.5 240935	TRW - Halter
			←	☐; Orga 09128→; → 03/08; + ESP		24.3541-1761.5 240233	- Halter
			←	☐; Orga 09128→; → 03/08; + ESP		24.3541-1762.5 240234	- Halter
			←	☐; Orga 09128→; → 03/08; - ESP		24.3541-1771.5 240239	BOS - Halter
			←	☐; Orga 09128→; → 03/08; - ESP		24.3541-1772.5 240240	BOS - Halter
			→	☐; → 03/08; + ESP		24.3387-1711.5 240868	TRW - Halter
			→	☐; → 03/08; + ESP		24.3387-1712.5 240869	TRW - Halter
 <b>Bremsschlauch</b>							
1.1	44	06/96→10/02	←	07/96→	2	24.5111-0438.3 330568	L= 445
1.9 D	50	06/96→12/02	→	07/96→; →Orga 09533	2	24.5229-0255.3 330581	L= 255
			→	Orga 09534→	2	24.5246-0260.3 330782	L= 260
1.4	55	06/96→12/15	←	07/96→ 03/08	2	24.5111-0438.3 330568	L= 445
			→	07/96→; →Orga 09533	2	24.5229-0255.3 330581	L= 255
			→	Orga 09534→; → 03/08	2	24.5246-0260.3 330782	L= 260
1.6 16V	80	07/01→03/08	←	- ESP	2	24.5111-0438.3 330568	L= 445
2.0 HDi 4x4	66	04/04→08/05	←	+ ESP	2	24.5111-0460.3 330603	L= 460
			→	→Orga 09533	2	24.5229-0255.3 330581	L= 255
			→	Orga 09534→	2	24.5246-0260.3 330782	L= 260
1.6 HDi 75	55	08/05→07/08	←	→ 03/08; - ESP	2	24.5111-0438.3 330568	L= 445
			←	→ 03/08; + ESP	2	24.5111-0460.3 330603	L= 460
			→	→ 03/08	2	24.5246-0260.3 330782	L= 260
1.6 HDi 90	66	08/05→12/15	←	02/06→ 03/08; - ESP	2	24.5111-0438.3 330568	L= 445
			←	02/06→ 03/08; + ESP	2	24.5111-0460.3 330603	L= 460
			→	02/06→ 03/08	2	24.5246-0260.3 330782	L= 260
1.8	66	05/97→12/02	←		2	24.5111-0438.3 330568	L= 445
			→	→Orga 09533	2	24.5229-0255.3 330581	L= 255
			→	Orga 09534→	2	24.5246-0260.3 330782	L= 260
1.9 D	51	05/96→12/98	←	12/98→	2	24.5111-0438.3 330568	L= 445
			→	12/98→; →Orga 09533	2	24.5229-0255.3 330581	L= 255
			→	Orga 09534→	2	24.5246-0260.3 330782	L= 260
1.9 D	51	01/99→07/08	←	→ 03/08	2	24.5111-0438.3 330568	L= 445
			→	→Orga 09533	2	24.5229-0255.3 330581	L= 255
			→	Orga 09534→; → 03/08	2	24.5246-0260.3 330782	L= 260
2.0 HDI	66	02/00→07/08	←	→ 03/08; - ESP	2	24.5111-0438.3 330568	L= 445
			←	→ 03/08; + ESP	2	24.5111-0460.3 330603	L= 460
			→	→Orga 09533	2	24.5229-0255.3 330581	L= 255
			→	Orga 09534→; → 03/08	2	24.5246-0260.3 330782	L= 260

	kW			 	! #			
<b>PEUGEOT - PARTNER Kasten/Großraumlimousine 04/08→</b>								
<b>Bremssattel</b>								
1.2 THP	81	02/16→	←	☐		24.3601-9717.5	241050	ATE - Halter
1.6	66	04/08→						
1.6	72	11/10→	←	☐		24.3601-9718.5	241051	ATE - Halter
1.6	80	04/08→						
1.6	88	04/10→						
1.6 BlueHDi 100	73	04/15→						
1.6 BlueHDi 120	88	04/15→						
1.6 HDi	55	04/08→						
1.6 HDi	66	12/11→						
1.6 HDi	80	04/08→						
1.6 HDi	82	08/10→						
1.6 HDi	84	03/13→						
1.6 HDi 16V	66	04/08→						
1.6 HDi 16V	68	04/10→						
1.6 HDi 16V 4x4	66	04/12→						
1.6 HDi 90	68	04/10→						
Électrique	49	06/13→						
1.6 HDi / BlueHDi 75	55	07/11→	←	☐; 01/15→		24.3601-9717.5	241050	ATE - Halter
			←	☐; 01/15→		24.3601-9718.5	241051	ATE - Halter
<b>Feder, Bremssattel</b>								
1.2 THP	81	02/16→	←			11.8116-0356.1	390586	ATE
1.6 HDi	82	08/10→						
1.6	66	04/08→	←		2	11.8116-0356.1	390586	ATE
1.6	72	11/10→						
1.6	80	04/08→						
1.6	88	04/10→						
1.6 BlueHDi 100	73	04/15→						
1.6 BlueHDi 120	88	04/15→						
1.6 HDi	55	04/08→						
1.6 HDi	66	12/11→						
1.6 HDi	80	04/08→						
1.6 HDi	84	03/13→						
1.6 HDi 16V	66	04/08→						
1.6 HDi 16V	68	04/10→						
1.6 HDi 16V 4x4	66	04/12→						
1.6 HDi 90	68	04/10→						
Électrique	49	06/13→						
1.6 HDi / BlueHDi 75	55	07/11→	←	01/15→	2	11.8116-0356.1	390586	ATE
<b>Führungshülsensatz, Bremssattel</b>								
1.2 THP	81	02/16→	←			11.0101-5704.2	260095	ATE
1.6	66	04/08→						
1.6	72	11/10→						
1.6	80	04/08→						
1.6	88	04/10→						
1.6 BlueHDi 100	73	04/15→						
1.6 BlueHDi 120	88	04/15→						
1.6 HDi	55	04/08→						
1.6 HDi	66	12/11→						
1.6 HDi	80	04/08→						
1.6 HDi	82	08/10→						
1.6 HDi	84	03/13→						
1.6 HDi 16V	66	04/08→						
1.6 HDi 16V	68	04/10→						
1.6 HDi 16V 4x4	66	04/12→						
1.6 HDi 90	68	04/10→						
Électrique	49	06/13→						
1.6 HDi / BlueHDi 75	55	07/11→	←	01/15→		11.0101-5704.2	260095	ATE
<b>Führungsbolzen, Bremssattel</b>								
1.2 THP	81	02/16→	←			11.8171-0008.1	990049	ATE
1.6 HDi	82	08/10→						
1.6	66	04/08→	←		2	11.8171-0008.1	990049	ATE
1.6	72	11/10→						
1.6	80	04/08→						
1.6	88	04/10→						
1.6 BlueHDi 100	73	04/15→						
1.6 BlueHDi 120	88	04/15→						
1.6 HDi	55	04/08→						
1.6 HDi	66	12/11→						
1.6 HDi	80	04/08→						
1.6 HDi	84	03/13→						
1.6 HDi 16V	66	04/08→						
1.6 HDi 16V	68	04/10→						
1.6 HDi 16V 4x4	66	04/12→						
1.6 HDi 90	68	04/10→						
Électrique	49	06/13→						
1.6 HDi / BlueHDi 75	55	07/11→	←	01/15→	2	11.8171-0008.1	990049	ATE
↓								



**PEUGEOT - PARTNER Kasten/Großraumlimousine 04/08→**

**Dichtungssatz, Bremssattel**

1.2 THP	81	02/16→	←			11.0441-6008.2	250038	ATE für Kolben-Ø [mm]: 60
1.6	66	04/08→						
1.6	72	11/10→						
1.6	80	04/08→						
1.6	88	04/10→						
1.6 BlueHDi 100	73	04/15→						
1.6 BlueHDi 120	88	04/15→						
1.6 HDi	55	04/08→						
1.6 HDi	66	12/11→						
1.6 HDi	80	04/08→						
1.6 HDi	82	08/10→						
1.6 HDi	84	03/13→						
1.6 HDi 16V	66	04/08→						
1.6 HDi 16V	68	04/10→						
1.6 HDi 16V 4x4	66	04/12→						
1.6 HDi 90	68	04/10→						
Électrique	49	06/13→						
1.6 HDi / BlueHDi 75	55	07/11→	←	01/15→		11.0441-6008.2	250038	ATE für Kolben-Ø [mm]: 60

**Bremsschlauch**

1.2 THP	81	02/16→	←		2	24.5111-0424.3	331014	L= 424,6
1.6	66	04/08→						
1.6	72	11/10→	→		2	24.5246-0216.3	331022	L= 216,6
1.6	80	04/08→						
1.6	88	04/10→						
1.6 BlueHDi 100	73	04/15→						
1.6 BlueHDi 120	88	04/15→						
1.6 HDi	55	04/08→						
1.6 HDi	66	12/11→						
1.6 HDi	80	04/08→						
1.6 HDi	82	08/10→						
1.6 HDi	84	03/13→						
1.6 HDi 16V	66	04/08→						
1.6 HDi 16V	68	04/10→						
1.6 HDi 16V 4x4	66	04/12→						
1.6 HDi 90	68	04/10→						
Électrique	49	06/13→						
1.6 HDi / BlueHDi 75	55	07/11→	←	01/15→	2	24.5111-0424.3	331014	L= 424,6
			→	01/15→	2	24.5246-0216.3	331022	L= 216,6

**PEUGEOT - PARTNER Kasten/Großraumlimousine (5\_, G\_) 06/96→12/15**

**Bremssattel**

1.1	44	06/96→09/05	←	☐; 10/02→		24.3541-1771.5	240239	BOS - Halter
			←	☐; 10/02→		24.3541-1772.5	240240	BOS - Halter
			←	☐; 07/96→ 09/02		24.3541-1777.5	240247	TRW - Halter
			←	☐; 07/96→ 09/02		24.3541-1778.5	240248	TRW - Halter
1.4	55	06/96→12/15	←	☐; 10/02→ 03/08		24.3541-1771.5	240239	BOS - Halter
			←	☐; 10/02→ 03/08		24.3541-1772.5	240240	BOS - Halter
			←	☐; 07/96→ 09/02		24.3541-1777.5	240247	TRW - Halter
			←	☐; 07/96→ 09/02		24.3541-1778.5	240248	TRW - Halter
1.4 BiFuel 1.6 HDi 75	55	04/03→10/06 08/05→07/08	←	☐		24.3541-1771.5	240239	BOS - Halter
			←	☐		24.3541-1772.5	240240	BOS - Halter
1.6 HDi 90	66	08/05→12/15	←	☐; → 03/08		24.3541-1771.5	240239	BOS - Halter
			←	☐; → 03/08		24.3541-1772.5	240240	BOS - Halter
1.8	66	03/97→08/00	←	☐		24.3541-1757.5	240934	TRW - Halter
			←	☐		24.3541-1777.5	240247	TRW - Halter
			←	☐		24.3541-1758.5	240935	TRW - Halter
			←	☐		24.3541-1778.5	240248	TRW - Halter
1.8 D 1.9 D	43 51	06/96→12/02 06/96→12/02	←	☐; 07/96→; →Orga 09127		24.3541-1757.5	240934	TRW - Halter
			←	☐; 07/96→; →Orga 09127		24.3541-1758.5	240935	TRW - Halter
			←	☐; Orga 09128→		24.3541-1771.5	240239	BOS - Halter
			←	☐; Orga 09128→		24.3541-1772.5	240240	BOS - Halter
1.9 D 1.9 D 4x4	50 51	06/96→12/98 04/04→07/11	←	☐; →Orga 09127		24.3541-1757.5	240934	TRW - Halter
			←	☐; →Orga 09127		24.3541-1758.5	240935	TRW - Halter
			←	☐; Orga 09128→		24.3541-1771.5	240239	BOS - Halter
			←	☐; Orga 09128→		24.3541-1772.5	240240	BOS - Halter
↓								



**PEUGEOT - PARTNER Kasten/Großraumlimousine (5\_, G\_) 06/96→12/15**

**Bremssattel**

1.9 D	51	06/96→12/15	←	☐; 07/96→; →Orga 09127	24.3541-1757.5	240934	TRW - Halter
			←	☐; 07/96→; →Orga 09127	24.3541-1758.5	240935	TRW - Halter
			←	☐; Orga 09128→; → 03/08	24.3541-1771.5	240239	BOS - Halter
			←	☐; Orga 09128→; → 03/08	24.3541-1772.5	240240	BOS - Halter
2.0 HDi	66	04/00→07/08	←	☐; →Orga 09127	24.3541-1757.5	240934	TRW - Halter
			←	☐; →Orga 09127	24.3541-1758.5	240935	TRW - Halter
			←	☐; Orga 09128→; → 03/08; + ESP	24.3541-1761.5	240233	- Halter
			←	☐; Orga 09128→; → 03/08; + ESP	24.3541-1762.5	240234	- Halter
			←	☐; Orga 09128→; → 03/08; - ESP	24.3541-1771.5	240239	BOS - Halter
			←	☐; Orga 09128→; → 03/08; - ESP	24.3541-1772.5	240240	BOS - Halter
			→	☐; → 03/08; + ESP	24.3387-1711.5	240868	TRW - Halter
			→	☐; → 03/08; + ESP	24.3387-1712.5	240869	TRW - Halter

**Bremsschlauch**

1.1	44	06/96→09/05	←	07/96→	2	24.5111-0438.3	330568	L= 445
1.8 D	43	06/96→12/02	→	07/96→; →Orga 09533	2	24.5229-0255.3	330581	L= 255
1.9 D	51	06/96→12/02	→	Orga 09534→	2	24.5246-0260.3	330782	L= 260
			←	07/96→ 03/08	2	24.5111-0438.3	330568	L= 445
1.4	55	06/96→12/15	→	07/96→; →Orga 09533	2	24.5229-0255.3	330581	L= 255
			→	Orga 09534→; → 03/08	2	24.5246-0260.3	330782	L= 260
			←		2	24.5111-0438.3	330568	L= 445
1.9 D	51	06/96→12/15	→	→Orga 09533	2	24.5229-0255.3	330581	L= 255
			→	Orga 09534→	2	24.5246-0260.3	330782	L= 260
			←		2	24.5111-0438.3	330568	L= 445
1.4 BiFuel	55	04/03→10/06	←		2	24.5111-0438.3	330568	L= 445
1.9 D	50	06/96→12/98	→	→Orga 09533	2	24.5229-0255.3	330581	L= 255
1.9 D 4x4	51	04/04→07/11	→	Orga 09534→	2	24.5246-0260.3	330782	L= 260
1.6 HDi 75	55	08/05→07/08	←		2	24.5111-0438.3	330568	L= 445
			→		2	24.5246-0260.3	330782	L= 260
1.6 HDi 90	66	08/05→12/15	←	→ 03/08	2	24.5111-0438.3	330568	L= 445
			→	→ 03/08	2	24.5246-0260.3	330782	L= 260
1.8	66	03/97→08/00	←		2	24.5111-0438.3	330568	L= 445
			→		2	24.5229-0255.3	330581	L= 255
2.0 HDi	66	04/00→07/08	←	→ 03/08; - ESP	2	24.5111-0438.3	330568	L= 445
			←	→ 03/08; + ESP	2	24.5111-0460.3	330603	L= 460
			→	→Orga 09533	2	24.5229-0255.3	330581	L= 255
			→	Orga 09534→; → 03/08	2	24.5246-0260.3	330782	L= 260

**PEUGEOT - PARTNER Kasten/Großraumlimousine (K9) 09/18→**

**Feder, Bremssattel**














1.2 PureTech 110	81	07/19→	←	für Bremsscheibendurchmesser [mm]: 283	2	11.8116-0237.1	390509	ATE
1.2 PureTech 130	96	07/19→						
1.5 BlueHDi 100	75	07/19→						
1.5 BlueHDi 130	96	09/18→						
1.5 BlueHDi 130 4x4	96	09/18→						
1.5 BlueHDi 75	55	07/19→						
1.6 BlueHDi 100	73	09/18→						
1.6 BlueHDi 75	55	09/18→						

**Führungshülzensatz, Bremssattel**

1.2 PureTech 110	81	07/19→	←		2	11.0101-5407.2	260011	ATE
1.2 PureTech 130	96	07/19→						
1.5 BlueHDi 100	75	07/19→						
1.5 BlueHDi 130	96	09/18→						
1.5 BlueHDi 130 4x4	96	09/18→						
1.5 BlueHDi 75	55	07/19→						
1.6 BlueHDi 100	73	09/18→						
1.6 BlueHDi 75	55	09/18→						

**Führungsbolzen, Bremssattel**

1.2 PureTech 110	81	07/19→	←		2	11.8171-0008.1	990049	ATE
1.2 PureTech 130	96	07/19→						
1.5 BlueHDi 100	75	07/19→						
1.5 BlueHDi 130	96	09/18→						
1.5 BlueHDi 130 4x4	96	09/18→						
1.5 BlueHDi 75	55	07/19→						
1.6 BlueHDi 100	73	09/18→						

	kw					! #		
<b>PEUGEOT - PARTNER Kasten/Großraumlimousine (K9) 09/18→</b>								
<b>Führungsbolzen, Bremsattel</b>								
1.6 BlueHDI 75	55	09/18→	←			2	11.8171-0008.1 990049	ATE
<b>Dichtungssatz, Bremsattel</b>								
1.2 PureTech 110	81	07/19→	←				11.0441-6008.2 250038	ATE für Kolben-Ø [mm]: 60
1.2 PureTech 130	96	07/19→						
1.5 BlueHDI 100	75	07/19→						
1.5 BlueHDI 130	96	09/18→						
1.5 BlueHDI 130 4x4	96	09/18→						
1.5 BlueHDI 75	55	07/19→						
1.6 BlueHDI 100	73	09/18→						
1.6 BlueHDI 75	55	09/18→						
<b>PEUGEOT - PARTNER ORIGIN Großraumlimousine (G_) 07/08→12/13</b>								
 <b>Bremsattel</b>								
1.4	55	07/08→12/13	←	☐			24.3541-1771.5 240239	BOS - Halter
1.6 HDi 75	55	08/08→12/13	←	☐			24.3541-1772.5 240240	BOS - Halter
			→	☐			24.3387-1711.5 240868	TRW - Halter
			→	☐			24.3387-1712.5 240869	TRW - Halter
 <b>Bremsschlauch</b>								
1.4	55	07/08→12/13	←			2	24.5111-0438.3 330568	L= 445
1.6 HDi 75	55	08/08→12/13	→			2	24.5246-0260.3 330782	L= 260
<b>PEUGEOT - PARTNER ORIGIN Kasten/Großraumlimousine (G_) 07/08→12/15</b>								
 <b>Bremsattel</b>								
1.4	55	08/08→12/15	←	☐			24.3541-1771.5 240239	BOS - Halter
1.6 HDi 75	55	08/08→12/15	←	☐			24.3541-1772.5 240240	BOS - Halter
1.6 HDi 90	66	08/08→12/15	→	☐			24.3387-1711.5 240868	TRW - Halter
			→	☐			24.3387-1712.5 240869	TRW - Halter
 <b>Bremsschlauch</b>								
1.4	55	08/08→12/15	←			2	24.5111-0438.3 330568	L= 445
1.6 HDi 75	55	08/08→12/15	→			2	24.5246-0260.3 330782	L= 260
1.6 HDi 90	66	08/08→12/15	→			2	24.5246-0260.3 330782	L= 260
<b>PEUGEOT - PARTNER Pritsche/Fahrgestell 01/09→</b>								
 <b>Bremsattel</b>								
1.6 BlueHDI 100	73	04/15→	←	☐			24.3601-9717.5 241050	ATE - Halter
1.6 HDi	55	01/09→	←	☐			24.3601-9718.5 241051	ATE - Halter
1.6 HDi	66	03/13→	←	☐				
1.6 HDi 16V	66	01/09→						
<b>Feder, Bremsattel</b>								
1.6 BlueHDI 100	73	04/15→	←			2	11.8116-0356.1 390586	ATE
1.6 HDi	55	01/09→						
1.6 HDi	66	03/13→						
1.6 HDi 16V	66	01/09→						
<b>Führungshülensatz, Bremsattel</b>								
1.6 BlueHDI 100	73	04/15→	←				11.0101-5704.2 260095	ATE
1.6 HDi	55	01/09→						
1.6 HDi	66	03/13→						
1.6 HDi 16V	66	01/09→						
<b>Führungsbolzen, Bremsattel</b>								
1.6 BlueHDI 100	73	04/15→	←			2	11.8171-0008.1 990049	ATE
1.6 HDi	55	01/09→						
1.6 HDi	66	03/13→						
1.6 HDi 16V	66	01/09→						
<b>Dichtungssatz, Bremsattel</b>								
1.6 BlueHDI 100	73	04/15→	←				11.0441-6008.2 250038	ATE für Kolben-Ø [mm]: 60
1.6 HDi	55	01/09→						
1.6 HDi	66	03/13→						
1.6 HDi 16V	66	01/09→						
 <b>Bremsschlauch</b>								
1.6 BlueHDI 100	73	04/15→	←			2	24.5111-0424.3 331014	L= 424,6
1.6 HDi	55	01/09→	→			2	24.5246-0216.3 331022	L= 216,6
1.6 HDi	66	03/13→						
1.6 HDi 16V	66	01/09→						

**PEUGEOT - PARTNER Pritsche/Fahrgestell (5\_, G\_) 03/97→07/08**

**Bremssattel**

1.6	80	09/00→05/08	←	☐	24.3541-1757.5	240934	TRW - Halter
			←	☐	24.3541-1758.5	240935	TRW - Halter
1.6 HDi 75	55	02/06→07/08	←	☐	24.3541-1771.5	240239	BOS - Halter
			←	☐	24.3541-1772.5	240240	BOS - Halter
1.8	66	03/97→08/00	←	☐	24.3541-1757.5	240934	TRW - Halter
			←	☐	24.3541-1777.5	240247	TRW - Halter
			←	☐	24.3541-1758.5	240935	TRW - Halter
1.9 D	51	01/99→07/08	←	☐; →Orga 09127	24.3541-1757.5	240934	TRW - Halter
			←	☐; →Orga 09127	24.3541-1758.5	240935	TRW - Halter
			←	☐; Orga 09128→; → 03/08	24.3541-1771.5	240239	BOS - Halter
			←	☐; Orga 09128→; → 03/08	24.3541-1772.5	240240	BOS - Halter
2.0 HDi	66	11/02→07/08	←	☐; →Orga 09127	24.3541-1757.5	240934	TRW - Halter
			←	☐; →Orga 09127	24.3541-1758.5	240935	TRW - Halter
			←	☐; Orga 09128→; → 03/08; + ESP	24.3541-1761.5	240233	- Halter
			←	☐; Orga 09128→; → 03/08; + ESP	24.3541-1762.5	240234	- Halter
			←	☐; Orga 09128→; → 03/08; - ESP	24.3541-1771.5	240239	BOS - Halter
			←	☐; Orga 09128→; → 03/08; - ESP	24.3541-1772.5	240240	BOS - Halter
			→	☐; → 03/08; + ESP	24.3387-1711.5	240868	TRW - Halter
			→	☐; → 03/08; + ESP	24.3387-1712.5	240869	TRW - Halter

**Bremsschlauch**

1.6	80	09/00→05/08	←		2	24.5111-0438.3	330568	L= 445
1.6 HDi 75	55	02/06→07/08	←		2	24.5111-0438.3	330568	L= 445
			→		2	24.5246-0260.3	330782	L= 260
1.8	66	03/97→08/00	←		2	24.5111-0438.3	330568	L= 445
			→		2	24.5229-0255.3	330581	L= 255
1.9 D	51	01/99→07/08	←	→ 03/08	2	24.5111-0438.3	330568	L= 445
			→	→Orga 09533	2	24.5229-0255.3	330581	L= 255
			→	Orga 09534→; → 03/08	2	24.5246-0260.3	330782	L= 260
2.0 HDi	66	11/02→07/08	←	→ 03/08; - ESP	2	24.5111-0438.3	330568	L= 445
			←	→ 03/08; + ESP	2	24.5111-0460.3	330603	L= 460
			→	→Orga 09533	2	24.5229-0255.3	330581	L= 255
			→	Orga 09534→; → 03/08	2	24.5246-0260.3	330782	L= 260








**PEUGEOT - PARTNER TEPEE 04/08→**










**Bremssattel**








1.2 THP	81	02/16→	←	☐	24.3601-9717.5	241050	ATE - Halter
1.6 BlueHDi 100	73	12/14→	←	☐	24.3601-9718.5	241051	ATE - Halter
1.6 BlueHDi 100 4x4	73	04/15→	←	☐			
1.6 BlueHDi 120	88	12/14→					
1.6 HDi	80	04/08→					
1.6 HDi	82	08/10→					
1.6 HDi	84	03/13→					
1.6 HDi / BlueHDi 75	55	06/08→12/18					
1.6 HDi 16V	66	04/08→					
1.6 HDi 75 (16V)	55	06/08→					
1.6 HDi 90	68	04/10→					
1.6 VTi	66	04/08→					
1.6 VTi	72	08/10→					
1.6 VTi	80	04/08→					
1.6 VTi	88	09/09→04/16					
Électrique	49	06/13→					

**Feder, Bremssattel**













1.2 THP	81	02/16→	←		2	11.8116-0356.1	390586	ATE
1.6 BlueHDi 100	73	12/14→						
1.6 BlueHDi 100 4x4	73	04/15→						
1.6 BlueHDi 120	88	12/14→						
1.6 HDi	80	04/08→						
1.6 HDi	82	08/10→						
1.6 HDi	84	03/13→						
1.6 HDi / BlueHDi 75	55	06/08→12/18						
1.6 HDi 16V	66	04/08→						

	kW			 	! #									
<b>PEUGEOT - PARTNER TEPEE 04/08 →</b>														
<b>Feder, Bremssattel</b>														
1.6 HDi 75 (16V)	55	06/08 →	←		2	11.8116-0356.1	390586	ATE						
1.6 HDi 90	68	04/10 →												
1.6 VTi	66	04/08 →												
1.6 VTi	72	08/10 →												
1.6 VTi	80	04/08 →												
1.6 VTi	88	09/09 → 04/16												
Électrique	49	06/13 →	←			11.8116-0356.1	390586	ATE						
<b>Führungshülzensatz, Bremssattel</b>														
1.2 THP	81	02/16 →	←			11.0101-5704.2	260095	ATE						
1.6 BlueHDi 100	73	12/14 →												
1.6 BlueHDi 100 4x4	73	04/15 →												
1.6 BlueHDi 120	88	12/14 →												
1.6 HDi	80	04/08 →												
1.6 HDi	82	08/10 →												
1.6 HDi	84	03/13 →												
1.6 HDi / BlueHDi 75	55	06/08 → 12/18												
1.6 HDi 16V	66	04/08 →												
1.6 HDi 75 (16V)	55	06/08 →												
1.6 HDi 90	68	04/10 →												
1.6 VTi	66	04/08 →												
1.6 VTi	72	08/10 →												
1.6 VTi	80	04/08 →												
1.6 VTi	88	09/09 → 04/16												
Électrique	49	06/13 →												
<b>Führungsbolzen, Bremssattel</b>														
1.2 THP	81	02/16 →	←		2	11.8171-0008.1	990049	ATE						
1.6 BlueHDi 100	73	12/14 →												
1.6 BlueHDi 100 4x4	73	04/15 →												
1.6 BlueHDi 120	88	12/14 →												
1.6 HDi	80	04/08 →												
1.6 HDi	82	08/10 →												
1.6 HDi	84	03/13 →												
1.6 HDi / BlueHDi 75	55	06/08 → 12/18												
1.6 HDi 16V	66	04/08 →												
1.6 HDi 90	68	04/10 →												
1.6 VTi	66	04/08 →												
1.6 VTi	72	08/10 →												
1.6 VTi	80	04/08 →												
1.6 VTi	88	09/09 → 04/16												
1.6 HDi 75 (16V)	55	06/08 →							←			11.8171-0008.1	990049	ATE
Électrique	49	06/13 →												
<b>Dichtungssatz, Bremssattel</b>														
1.2 THP	81	02/16 →	←			11.0441-6008.2	250038	ATE für Kolben-Ø [mm]: 60						
1.6 BlueHDi 100	73	12/14 →												
1.6 BlueHDi 100 4x4	73	04/15 →												
1.6 BlueHDi 120	88	12/14 →												
1.6 HDi	80	04/08 →												
1.6 HDi	82	08/10 →												
1.6 HDi	84	03/13 →												
1.6 HDi / BlueHDi 75	55	06/08 → 12/18												
1.6 HDi 16V	66	04/08 →												
1.6 HDi 75 (16V)	55	06/08 →												
1.6 HDi 90	68	04/10 →												
1.6 VTi	66	04/08 →												
1.6 VTi	72	08/10 →												
1.6 VTi	80	04/08 →												
1.6 VTi	88	09/09 → 04/16												
Électrique	49	06/13 →												
<b>Bremsschlauch</b>														
1.2 THP	81	02/16 →	←		2	24.5111-0424.3	331014	L= 424,6						
1.6 BlueHDi 100	73	12/14 →												
1.6 BlueHDi 100 4x4	73	04/15 →	→		2	24.5246-0216.3	331022	L= 216,6						
1.6 BlueHDi 120	88	12/14 →												
1.6 HDi	80	04/08 →												
1.6 HDi	82	08/10 →												
1.6 HDi	84	03/13 →												
1.6 HDi / BlueHDi 75	55	06/08 → 12/18												
1.6 HDi 16V	66	04/08 →												
1.6 HDi 75 (16V)	55	06/08 →												
1.6 HDi 90	68	04/10 →												
1.6 VTi	66	04/08 →												
1.6 VTi	72	08/10 →												
1.6 VTi	80	04/08 →												
1.6 VTi	88	09/09 → 04/16												
Électrique	49	06/13 →												


















	kw					! #		
<b>PEUGEOT - RCZ 03/10→12/15</b>								
 <b>Bremssattel</b>								
1.6 16V	115	03/10→12/15	←	☐; Sattel unlackiert		24.3571-9939.5	241036	ATE - Halter
			←	☐; Sattel unlackiert		24.3571-9940.5	241037	ATE - Halter
1.6 16V	147	06/10→12/15	←	☐		24.3601-9883.5	240964	ATE - Halter
			←	☐		24.3601-9884.5	240965	ATE - Halter
2.0 HDi	120	03/10→12/15	←	☐; Felgenreöße [Zoll]: 18; Sattel unlackiert		24.3571-9939.5	241036	ATE - Halter
			←	☐; Felgenreöße [Zoll]: 18; Sattel unlackiert		24.3571-9940.5	241037	ATE - Halter
			←	☐; Felgenreöße [Zoll]: 19		24.3601-9883.5	240964	ATE - Halter
			←	☐; Felgenreöße [Zoll]: 19		24.3601-9884.5	240965	ATE - Halter
<b>Feder, Bremssattel</b>								
1.6 16V	115	03/10→12/15			2	11.8116-0356.1	390586	ATE
2.0 HDi	120	03/10→12/15		Felgenreöße [Zoll]: 18	2	11.8116-0356.1	390586	ATE
<b>Führungshülzensatz, Bremssattel</b>								
1.6 16V	115	03/10→12/15	←			11.0101-5704.2	260095	ATE
1.6 16V	147	06/10→12/15	←			11.0101-5407.2	260011	ATE
2.0 HDi	120	03/10→12/15	←	Felgenreöße [Zoll]: 19		11.0101-5407.2	260011	ATE
			←	Felgenreöße [Zoll]: 18		11.0101-5704.2	260095	ATE
<b>Führungsbolzen, Bremssattel</b>								
1.6 16V	115	03/10→12/15			2	11.8171-0008.1	990049	ATE
1.6 16V	147	06/10→12/15						
2.0 HDi	120	03/10→12/15		Felgenreöße [Zoll]: 18	2	11.8171-0008.1	990049	ATE
				Felgenreöße [Zoll]: 19	2	11.8171-0008.1	990049	ATE
<b>Dichtungssatz, Bremssattel</b>								
1.6 16V	147	06/10→12/15				11.0441-6008.2	250038	ATE für Kolben-Ø [mm]: 60
2.0 HDi	120	03/10→12/15		Felgenreöße [Zoll]: 19		11.0441-6008.2	250038	ATE für Kolben-Ø [mm]: 60
 <b>Bremsschlauch</b>								
1.6 16V	115	03/10→12/15	→		2	24.5246-0190.3	330697	L= 190
1.6 16V	147	06/10→12/15						
2.0 HDi	120	03/10→12/15						
1.6 THP 270	199	06/13→12/15	→	10/13→	2	24.5246-0190.3	330697	L= 190
<b>PEUGEOT - RIFTER 09/18→</b>								
<b>Feder, Bremssattel</b>								
1.2 PureTech 110	81	09/18→	←	für Bremsscheibendurchmesser [mm]: 283	2	11.8116-0237.1	390509	ATE
1.2 PureTech 130	96	07/19→						
1.5 BlueHDi 100	75	09/18→						
1.5 BlueHDi 130	96	09/18→						
1.5 BlueHDi 75 (ECYHW)	55	09/18→						
1.6 BlueHDi 100	73	09/18→						
1.6 HDi 75 / BlueHDi 75	55	09/18→						
1.6 HDi 92	68	09/18→						
<b>Führungshülzensatz, Bremssattel</b>								
1.2 PureTech 110	81	09/18→	←			11.0101-5407.2	260011	ATE
1.2 PureTech 130	96	07/19→						
1.5 BlueHDi 100	75	09/18→						
1.5 BlueHDi 130	96	09/18→						
1.5 BlueHDi 75 (ECYHW)	55	09/18→						
1.6 BlueHDi 100	73	09/18→						
1.6 HDi 75 / BlueHDi 75	55	09/18→						
1.6 HDi 92	68	09/18→						
<b>Führungsbolzen, Bremssattel</b>								
1.2 PureTech 110	81	09/18→	←		2	11.8171-0008.1	990049	ATE
1.2 PureTech 130	96	07/19→						
1.5 BlueHDi 100	75	09/18→						
1.5 BlueHDi 130	96	09/18→						
1.5 BlueHDi 75 (ECYHW)	55	09/18→						
1.6 BlueHDi 100	73	09/18→						
1.6 HDi 75 / BlueHDi 75	55	09/18→						
1.6 HDi 92	68	09/18→						
↓								














	kw			 	! #		
<b>PEUGEOT - RIFTER 09/18→</b>							
<b>Dichtungssatz, Bremssattel</b>							
1.2 PureTech 110	81	09/18→	←			11.0441-6008.2	250038 ATE für Kolben-Ø [mm]: 60
1.2 PureTech 130	96	07/19→					
1.5 BlueHDi 100	75	09/18→					
1.5 BlueHDi 130	96	09/18→					
1.5 BlueHDi 75 (ECYHW)	55	09/18→					
1.6 BlueHDi 100	73	09/18→					
1.6 HDi 75 / BlueHDi 75	55	09/18→					
1.6 HDi 92	68	09/18→					
<b>PORSCHE - 911 (991) 12/11→</b>							
<b>Bremsschlauch</b>							
3.0 Carrera	272	11/15→	←		2	83.7839-0298.3	331528 L= 295
3.0 Carrera 4	272	11/15→					
3.0 Carrera 4 GTS	331	03/17→	→		2	83.7839-0298.3	331528 L= 295
3.0 Carrera 4S	309	11/15→					
3.0 Carrera GTS	331	03/17→					
3.0 Carrera S	309	11/15→					
3.0 Carrera T	272	01/18→					
3.4 Carrera	257	12/11→					
3.4 Carrera 4	257	11/12→					
3.8 Carrera 4S	294	11/12→					
3.8 Carrera 4S / 4 GTS	316	11/12→					
3.8 Carrera S	294	12/11→					
3.8 Carrera S / GTS	316	07/12→					
3.8 GT2 RS	515	07/17→					
3.8 GT3	350	08/13→					
3.8 Turbo	383	09/13→					
3.8 Turbo	397	01/16→					
3.8 Turbo S	412	09/13→					
3.8 Turbo S	427	01/16→					
3.8 Turbo S	446	08/17→					
4.0 GT3	368	05/17→					
4.0 GT3 RS	383	05/18→					
4.0 GT3 RS / R	368	04/15→					
<b>PORSCHE - 911 (993) 10/93→09/97</b>							
<b>Bremsschlauch</b>							
3.6 Carrera	200	10/93→08/95	←		2	83.6220-0296.3	330324 L= 295
3.6 Carrera 4	200	07/94→08/95	→	01/95→	2	83.6116-0226.3	330454 L= 225
3.6 Carrera	210	08/95→09/97	←		2	83.6220-0296.3	330324 L= 295
3.6 Carrera 4	210	08/95→09/97					
3.6 Turbo 4	300	03/95→09/97	→		2	83.6116-0226.3	330454 L= 225
3.6 Turbo GT2	316	03/95→09/97					
3.6 Turbo GT2 4	316	08/95→09/97					
3.6 Turbo GT2 4	331	06/97→09/97					
3.8 Carrera	210	06/95→09/97					
3.8 Carrera	221	08/95→09/97					
3.8 Carrera 4	210	06/95→09/97					
3.8 Carrera 4	221	08/95→09/97					
3.8 Carrera RS	221	06/95→09/97					
<b>PORSCHE - 911 (996) 09/97→09/05</b>							
<b>Bremsschlauch</b>							
3.4 Carrera	221	09/97→09/01	←		2	83.6239-0297.3	330643 L= 295
3.4 Carrera 4	221	09/97→09/01					
3.6 Carrera	235	10/01→08/05	→		2	83.6239-0297.3	330643 L= 295
3.6 Carrera 4	235	10/01→08/05					
3.6 Carrera 4S	254	02/03→08/05					
3.6 Carrera S	254	02/03→08/05					
3.6 GT2	340	04/01→08/05					
3.6 GT2	355	10/03→08/05					
3.6 GT3	265	03/99→08/05					
3.6 GT3	280	03/03→08/05					
3.6 Turbo 4	309	06/00→08/05					
3.6 Turbo 4S	331	02/03→08/05					
3.4 Carrera	235	05/01→08/05	←	→ 09/01	2	83.6239-0297.3	330643 L= 295
3.4 Carrera 4	235	05/01→08/05	→	→ 09/01	2	83.6239-0297.3	330643 L= 295
<b>PORSCHE - 911 (997) 07/04→12/13</b>							
<b>Bremsschlauch</b>							
3.6 Carrera	235	08/04→07/05	←		2	83.6239-0297.3	330643 L= 295
3.6 Carrera	239	07/04→12/08					
3.6 Carrera	254	06/08→12/11	→		2	83.6239-0297.3	330643 L= 295
3.6 Carrera 4	239	07/04→12/08					
3.6 Carrera 4	254	06/08→12/12					
3.6 GT 2	390	09/07→12/12					

























	kw			 	! #		
<b>PORSCHE - 911 (997) 07/04→12/13</b>							
 <b>Bremsschlauch</b>							
3.6 GT2 RS	456	05/10→12/12	←		2	83.6239-0297.3 330643	L= 295
3.6 GT3	305	03/06→12/09	→		2	83.6239-0297.3 330643	L= 295
3.6 Turbo	353	03/06→12/09					
3.8 Carrera 4S	261	07/04→12/08					
3.8 Carrera 4S	280	08/05→12/08					
3.8 Carrera 4S	283	06/08→12/12					
3.8 Carrera 4S / 4 GTS	300	06/09→12/12					
3.8 Carrera S	261	07/04→12/08					
3.8 Carrera S	280	08/05→12/08					
3.8 Carrera S	283	06/08→12/11					
3.8 Carrera S / GTS	300	06/09→12/11					
3.8 GT3	320	05/09→12/11					
3.8 GT3 RS	331	08/09→12/11					
3.8 Turbo	368	09/09→12/12					
3.8 Turbo S	390	02/10→12/12					
4.0 GT3 RS	368	07/11→12/12					
<b>PORSCHE - 911 Cabriolet (991) 03/12→</b>							
 <b>Bremsschlauch</b>							
3.0 Carrera	272	11/15→	←		2	83.7839-0298.3 331528	L= 295
3.0 Carrera 4	272	11/15→	→		2	83.7839-0298.3 331528	L= 295
3.0 Carrera 4 GTS	331	03/17→					
3.0 Carrera 4S	309	11/15→					
3.0 Carrera GTS	331	03/17→					
3.0 Carrera S	309	11/15→					
3.4 Carrera	257	03/12→					
3.4 Carrera 4	257	11/12→					
3.8 Carrera 4S	294	11/12→					
3.8 Carrera 4S / 4 GTS	316	11/12→					
3.8 Carrera S	294	03/12→					
3.8 Carrera S / GTS	316	07/12→					
3.8 Turbo	383	12/13→					
3.8 Turbo	397	01/16→					
3.8 Turbo S	412	12/13→					
3.8 Turbo S	427	01/16→					
<b>PORSCHE - 911 Cabriolet (993) 07/94→12/97</b>							
 <b>Bremsschlauch</b>							
3.6 Carrera	200	07/94→08/95	←	01/95→	2	83.6116-0226.3 330454	L= 225
3.6 Carrera 4	200	07/94→08/95	←		2	83.6220-0296.3 330324	L= 295
3.6 Carrera	210	08/95→09/97	←		2	83.6116-0226.3 330454	L= 225
3.6 Carrera 4	210	08/95→09/97				83.6220-0296.3 330324	L= 295
3.8 Carrera	210	06/95→09/97					
3.8 Carrera	221	08/95→09/97					
3.8 Carrera 4	210	06/95→09/97					
3.8 Carrera 4	221	08/95→09/97					
<b>PORSCHE - 911 Cabriolet (996) 02/98→08/05</b>							
 <b>Bremsschlauch</b>							
3.4 Carrera	221	02/98→09/01	←		2	83.6239-0297.3 330643	L= 295
3.4 Carrera 4	221	02/98→09/01	→		2	83.6239-0297.3 330643	L= 295
3.6 Carrera	235	10/01→08/05					
3.6 Carrera 4	235	10/01→08/05					
3.6 Carrera 4S	254	06/02→08/05					
3.6 Carrera S	254	06/02→08/05					
3.6 S	331	08/04→08/05					
3.6 Turbo 4	309	10/03→08/05					
3.6 Turbo 4S	331	10/03→08/05					
3.4 Carrera	235	05/01→08/05	←	→ 09/01	2	83.6239-0297.3 330643	L= 295
3.4 Carrera 4	235	05/01→08/05	→	→ 09/01	2	83.6239-0297.3 330643	L= 295
<b>PORSCHE - 911 Cabriolet (997) 04/05→12/12</b>							
 <b>Bremsschlauch</b>							
3.6 Carrera	235	04/05→07/05	←		2	83.6239-0297.3 330643	L= 295
3.6 Carrera	239	04/05→12/08	→		2	83.6239-0297.3 330643	L= 295
3.6 Carrera	254	06/08→12/11					
3.6 Carrera 4	239	04/05→12/08					
3.6 Carrera 4	254	06/08→12/12					
3.6 Turbo	353	09/07→12/09					
3.8 Carrera 4S	261	04/05→12/08					
3.8 Carrera 4S	280	08/05→12/08					
3.8 Carrera 4S	283	06/08→12/12					
3.8 Carrera S	261	04/05→12/08					
3.8 Carrera S	280	08/05→12/08					
3.8 Carrera S	283	06/08→12/11					
3.8 Turbo	368	09/09→12/12					
3.8 Turbo S	390	02/10→12/12					




























































































































	kw			 	! #		
<b>PORSCHE - 911 Speedster (991) 06/18→</b>							
 <b>Bremsschlauch</b>							
4.0 (991890, 991891)	375	06/18→	←		2	83.7839-0298.3 331528	L= 295
			→		2	83.7839-0298.3 331528	L= 295
<b>PORSCHE - 911 Targa (991) 05/14→</b>							
 <b>Bremsschlauch</b>							
3.0 Carrera 4	272	11/15→	→		2	83.7839-0298.3 331528	L= 295
3.0 Carrera 4 GTS	331	03/17→	←		2	83.7839-0298.3 331528	L= 295
3.0 Carrera 4S	309	11/15→	→		2	83.7839-0298.3 331528	L= 295
3.4 Carrera 4	257	05/14→	→		2	83.7839-0298.3 331528	L= 295
3.8 Carrera 4S	294	05/14→	→		2	83.7839-0298.3 331528	L= 295
3.8 Carrera 4S / 4 GTS	316	05/14→	←	11/15→	2	83.7839-0298.3 331528	L= 295
			←		2	83.7839-0298.3 331528	L= 295
			→		2	83.7839-0298.3 331528	L= 295
<b>PORSCHE - 911 Targa (993) 01/94→09/97</b>							
 <b>Bremsschlauch</b>							
3.6 Carrera	210	08/95→09/97	←		2	83.6220-0296.3 330324	L= 295
			→		2	83.6116-0226.3 330454	L= 225
<b>PORSCHE - 911 Targa (996) 12/01→08/05</b>							
 <b>Bremsschlauch</b>							
3.6	235	12/01→08/05	←		2	83.6239-0297.3 330643	L= 295
			→		2	83.6239-0297.3 330643	L= 295
<b>PORSCHE - 911 Targa (997) 07/06→12/12</b>							
 <b>Bremsschlauch</b>							
3.6 Carrera 4	239	07/06→12/08	←	11/06→	2	83.6239-0297.3 330643	L= 295
3.8 Carrera 4S	261	07/06→12/08	→	11/06→	2	83.6239-0297.3 330643	L= 295
3.6 Carrera 4	254	10/08→12/12	←		2	83.6239-0297.3 330643	L= 295
3.8 Carrera 4S	280	11/06→12/08	→		2	83.6239-0297.3 330643	L= 295
3.8 Carrera 4S	283	10/08→12/12	→		2	83.6239-0297.3 330643	L= 295
3.8 Carrera 4S	300	08/09→05/12	→		2	83.6239-0297.3 330643	L= 295
<b>PORSCHE - 928 09/77→11/95</b>							
 <b>Bremsschlauch</b>							
5.4 GTS	257	08/91→11/95	←		2	83.6289-0391.3 330341	L= 390
			→		2	83.6121-0250.3 330260	L= 250
<b>PORSCHE - 968 06/91→11/95</b>							
 <b>Bremsschlauch</b>							
3.0	176	06/91→11/95	←	für Fahrzeuge ohne Sportfahrwerk	2	24.5165-0415.3 331320	L= 415
3.0 Turbo S	224	03/93→11/95	←	für Fahrzeuge mit Sportfahrwerk	2	83.6251-0301.3 330556	L= 300
			→		2	83.6201-0175.3 330663	L= 175
<b>PORSCHE - 968 Cabriolet 06/91→11/95</b>							
 <b>Bremsschlauch</b>							
3.0	176	06/91→11/95	←	für Fahrzeuge ohne Sportfahrwerk	2	24.5165-0415.3 331320	L= 415
			←	für Fahrzeuge mit Sportfahrwerk	2	83.6251-0301.3 330556	L= 300
			→		2	83.6201-0175.3 330663	L= 175
<b>PORSCHE - BOXSTER (981) 04/12→</b>							
 <b>Bremsschlauch</b>							
2.7	155	04/12→	←		2	83.7839-0298.3 331528	L= 295
2.7	195	04/12→	→		2	83.7839-0298.3 331528	L= 295
GTS 3.4	243	02/14→	→		2	83.7839-0298.3 331528	L= 295
S 3.4	232	04/12→	→		2	83.7839-0298.3 331528	L= 295
<b>PORSCHE - BOXSTER (986) 09/96→12/04</b>							
 <b>Bremsschlauch</b>							
2.5	150	09/96→08/99	←	→ 07/99	2	83.6239-0297.3 330643	L= 295
↓							

	kw			 	! #		
<b>PORSCHE - BOXSTER (986) 09/96→12/04</b>							
 <b>Bremsschlauch</b>							
2.5	150	09/96→08/99	➔	→ 07/99	2	83.6239-0297.3 330643	L= 295
2.7	155	06/99→12/02	➔	08/99→ 06/02	2	83.6239-0297.3 330643	L= 295
			➔	08/99→ 06/02	2	83.6239-0297.3 330643	L= 295
2.7 S 3.2	162	08/99→07/02	➔	→ 06/02	2	83.6239-0297.3 330643	L= 295
	185	08/99→07/02	➔	→ 06/02	2	83.6239-0297.3 330643	L= 295
2.7 S 3.2 S 3.2	168	07/02→12/04	➔		2	83.6239-0297.3 330643	L= 295
	191	07/02→12/04	➔		2	83.6239-0297.3 330643	L= 295
	196	01/04→12/04	➔		2	83.6239-0297.3 330643	L= 295
<b>PORSCHE - BOXSTER (987) 06/04→12/13</b>							
 <b>Bremsschlauch</b>							
2.7 S 3.2	176	11/04→12/06	➔	→ 07/06	2	83.6239-0297.3 330643	L= 295
	206	11/04→12/06	➔		2	83.6239-0297.3 330643	L= 295
2.7 S 3.4	180	07/06→12/09	➔		2	83.6239-0297.3 330643	L= 295
	217	07/06→12/09	➔		2	83.6239-0297.3 330643	L= 295
2.9 S 3.4 S 3.4 (987.760, 987.761) S 3.4	155	02/09→03/12	➔	→ 09/11	2	83.6239-0297.3 330643	L= 295
	188	06/09→03/12	➔		2	83.6239-0297.3 330643	L= 295
	228	06/09→12/11	➔		2	83.6239-0297.3 330643	L= 295
	235	08/10→05/12	➔		2	83.6239-0297.3 330643	L= 295
223	08/08→12/09	➔	06/09→	2	83.6239-0297.3 330643	L= 295	
<b>PORSCHE - BOXSTER Spyder (987) 09/07→12/11</b>							
 <b>Bremsschlauch</b>							
3.4 RS 60	223	09/07→12/08	➔	08/08→	2	83.6239-0297.3 330643	L= 295
<b>PORSCHE - CAYENNE (9PA) 09/02→12/10</b>							
 <b>Bremsschlauch</b>							
3.0 TDI	176	02/09→09/10	➔		2	24.5237-0515.3 331463	L= 515
			➔	→ 04/10	2	83.7812-0400.3 331214	L= 400
3.2	177	08/03→09/07	➔		2	24.5237-0515.3 331463	L= 515
			➔	10/03→	2	83.7769-0713.3 331097	L= 713
3.2 S 4.5 Turbo 4.5 Turbo S 4.5 Turbo S 4.5	184	10/03→09/07	➔		2	24.5237-0515.3 331463	L= 515
	250	09/02→09/07	➔		2	83.7769-0713.3 331097	L= 713
	331	09/02→09/07	➔		2	83.7769-0713.3 331097	L= 713
	368	01/04→09/07	➔		2	83.7812-0400.3 331214	L= 400
3.6 GTS 4.8 S 4.8 Turbo S 4.8 Turbo S 4.8 Turbo S 4.8	383	03/06→09/07	➔		2	83.7812-0400.3 331214	L= 400
	213	02/07→09/10	➔		2	24.5237-0515.3 331463	L= 515
	298	10/07→09/10	➔		2	24.5237-0515.3 331463	L= 515
	283	02/07→09/10	➔	→ 12/08	2	83.7769-0713.3 331097	L= 713
	368	02/07→09/10	➔	→ 04/10	2	83.7812-0400.3 331214	L= 400
	397	02/07→09/10	➔	→ 04/10	2	83.7812-0400.3 331214	L= 400
404	08/08→09/10	➔		2	83.7812-0400.3 331214	L= 400	
<b>PORSCHE - CAYENNE (92A) 06/10→</b>							
 <b>Bremsschlauch</b>							
3.0 Diesel	155	06/10→	➔		2	83.7812-0400.3 331214	L= 400
3.0 Diesel	176	06/10→	➔		2	83.7812-0400.3 331214	L= 400
3.0 Diesel	180	06/11→	➔		2	83.7812-0400.3 331214	L= 400
3.0 Diesel	193	10/14→	➔		2	83.7812-0400.3 331214	L= 400
3.0 S E-Hybrid	245	06/10→	➔		2	83.7812-0400.3 331214	L= 400
3.0 S E-Hybrid	306	10/14→	➔		2	83.7812-0400.3 331214	L= 400
3.6	220	06/10→	➔		2	83.7812-0400.3 331214	L= 400
3.6 GTS	324	02/15→	➔		2	83.7812-0400.3 331214	L= 400
3.6 S	309	10/14→	➔		2	83.7812-0400.3 331214	L= 400
4.2 S Diesel	281	10/12→	➔		2	83.7812-0400.3 331214	L= 400
4.2 S Diesel	283	10/14→	➔		2	83.7812-0400.3 331214	L= 400
4.8 GTS	309	06/12→	➔		2	83.7812-0400.3 331214	L= 400
4.8 S	294	06/10→	➔		2	83.7812-0400.3 331214	L= 400
4.8 Turbo	368	06/10→	➔		2	83.7812-0400.3 331214	L= 400
4.8 Turbo	382	10/14→	➔		2	83.7812-0400.3 331214	L= 400
4.8 Turbo	397	06/10→	➔		2	83.7812-0400.3 331214	L= 400
4.8 Turbo S	405	10/12→	➔		2	83.7812-0400.3 331214	L= 400
4.8 Turbo S	419	01/15→	➔		2	83.7812-0400.3 331214	L= 400
3.0 Diesel	184	08/14→	➔	10/14→	2	83.7812-0400.3 331214	L= 400
<b>PORSCHE - CAYMAN (987) 11/05→12/13</b>							
 <b>Bremsschlauch</b>							
2.7	180	07/06→12/09	➔		2	83.6239-0297.3 330643	L= 295
S 3.4	217	11/05→12/09	➔		2	83.6239-0297.3 330643	L= 295
↓							










	kW			 	! #		
<b>PORSCHE - CAYMAN (987) 11/05→12/13</b>							
 <b>Bremsschlauch</b>							
2.9 2.9 R 3.4 S 3,4 Sport S 3.4	155 195 243 223 235	02/09→06/13 02/09→12/12 11/10→12/12 08/08→12/12 02/09→06/13	←	→ 05/12	2	83.6239-0297.3 330643	L= 295
<b>PORSCHE - MACAN (95B) 02/14→</b>							
 <b>Bremsschlauch</b>							
2.0 2.0 2.0 2.9 Turbo AWD 3.0 GTS 3.0 S 3.0 S 3.0 S Diesel 3.0 S Diesel 3.0 S Diesel 3.0 S Diesel 3.6 Turbo 3.6 Turbo GTS (95BBL1)	174 180 185 324 265 250 260 155 180 184 190 294 324 280	07/14→09/18 05/18→ 10/15→ 05/18→ 10/15→09/18 02/14→09/18 05/18→ 02/14→09/18 02/14→09/18 02/14→09/18 02/14→09/18 02/14→09/18 09/16→ 12/19→	→		2	24.5140-0396.3 331372	L= 396
<b>PORSCHE - PANAMERA (970) 03/09→12/17</b>							
 <b>Bremsschlauch</b>							
3.0 4S 3.0 D 3.0 D 3.0 S 3.0 S E-Hybrid 3.0 S E-Hybrid 3.0 S E-Hybrid 3.6 3.6 3.6 4 3.6 4 4.8 4S 4.8 GTS 4.8 GTS 4.8 S	309 155 184 309 245 279 306 220 228 220 228 294 316 324 294	07/13→10/16 08/11→07/13 08/11→07/13 07/13→10/16 03/11→07/13 03/11→07/13 07/13→10/16 05/10→07/13 07/13→10/16 05/10→07/13 07/13→10/16 09/09→07/13 01/12→12/15 07/13→10/16 09/09→07/13	→		2	83.7839-0298.3 331528	L= 295
3.0 D	221	07/13→10/16	→	01/14→	2	83.7839-0298.3 331528	L= 295
4.8 Turbo	368	09/09→07/13	←	für Fahrzeuge mit Keramikbremse	2	83.8569-0412.3 331489	L= 411
4.8 Turbo	382	07/13→10/16	→		2	83.7839-0298.3 331528	L= 295
4.8 Turbo	397	08/10→07/13	→		2	83.7839-0298.3 331528	L= 295
4.8 Turbo S	404	05/11→07/13	←	01/14→;	2	83.8569-0412.3 331489	L= 411
4.8 Turbo S	419	07/13→10/16	→	für Fahrzeuge mit Keramikbremse	2	83.8569-0412.3 331489	L= 411
			→	01/14→	2	83.7839-0298.3 331528	L= 295
<b>PORSCHE - TAYCAN (Y1A) 05/19→</b>							
 <b>Bremsschlauch</b>							
4S Turbo Turbo S	390 500 560	05/19→ 05/19→ 05/19→	←		2	24.5118-0688.3 331419	L= 718
<b>PROTON - WIRA 05/95→</b>							
 <b>Bremsschlauch</b>							
1.3 1.5	55 64	08/00→ 08/00→	→	→ 09/05	2	24.5205-0205.3 330780	L= 205
<b>PROTON - WIRA Hatchback (C9_L) 01/94→06/07</b>							
 <b>Bremsschlauch</b>							
1.3 1.5	55 64	08/00→06/07 08/00→06/07	→	→ 09/05	2	24.5205-0205.3 330780	L= 205
<b>RENAULT - 19 II (B/C53_) 01/91→06/01</b>							
 <b>Bremssattel</b>							
1.4 (B/C532)	43	04/92→12/95	←	☐		24.3481-1505.5 240047 24.3481-1611.5 240029	BDX - Halter TRW - Halter
			←	☐		24.3481-1506.5 240048 24.3481-1612.5 240030	BDX - Halter TRW - Halter
1.4 (B/C535)	55	01/92→12/95	←	☐; 09/94→		24.3481-1505.5 240047 24.3481-1611.5 240029	BDX - Halter TRW - Halter
↓							

	kw			 	! #		
<b>RENAULT - 19 II (B/C53_) 01/91→06/01</b>							
<b> Bremssattel</b>							
1.4 (B/C535)	55	01/92→12/95	←	☐; 09/94→		24.3481-1506.5 240048 24.3481-1612.5 240030	BDX - Halter TRW - Halter
1.7 (B/C53B)	54	04/92→12/95	←	☐		24.3481-1505.5 240047 24.3481-1611.5 240029 24.3481-1615.5 240031	BDX - Halter TRW - Halter TRW - Halter
			←	☐		24.3481-1506.5 240048 24.3481-1612.5 240030 24.3481-1616.5 240032	BDX - Halter TRW - Halter TRW - Halter
			←	☐; Schaltgetriebe		24.3481-1611.5 240029	TRW - Halter
			←	☐; → 12/94; Vollautomatik; + ABS		24.3481-1611.5 240029	TRW - Halter
			←	☐; - ABS		24.3481-1611.5 240029	TRW - Halter
			←	☐; - ABS		24.3481-1612.5 240030	TRW - Halter
			←	☐; → 12/94; Vollautomatik; + ABS		24.3481-1612.5 240030	TRW - Halter
			←	☐; Schaltgetriebe		24.3481-1612.5 240030	TRW - Halter
			←	☐; 01/95→; Vollautomatik; + ABS		24.3481-1615.5 240031	TRW - Halter
			←	☐; 01/95→; Vollautomatik; + ABS		24.3481-1616.5 240032	TRW - Halter
1.8 (5/353A)	66	04/92→12/95	←	☐; 09/94→		24.3481-1615.5 240031	TRW - Halter
			←	☐; 09/94→		24.3481-1616.5 240032	TRW - Halter
1.8 (B/C53Y)	65	04/92→12/95	←	☐; 05/92→		24.3481-1615.5 240031	TRW - Halter
			←	☐; 05/92→		24.3481-1616.5 240032	TRW - Halter
1.8 16V (B/C53D)	99	04/92→12/95	←	☐		24.3481-1615.5 240031	TRW - Halter
			←	☐		24.3481-1616.5 240032	TRW - Halter
1.9 D (B/C53J)	47	04/92→12/95	←	☐; + ABS		24.3481-1505.5 240047 24.3481-1611.5 240029	BDX - Halter TRW - Halter
			←	☐; 05/92→		24.3481-1505.5 240047 24.3481-1611.5 240029	BDX - Halter TRW - Halter
			←	☐		24.3481-1505.5 240047 24.3481-1611.5 240029	BDX - Halter TRW - Halter
			←	☐; - ABS		24.3481-1505.5 240047 24.3481-1611.5 240029	BDX - Halter TRW - Halter
			←	☐; 05/92→		24.3481-1506.5 240048 24.3481-1612.5 240030	BDX - Halter TRW - Halter
			←	☐		24.3481-1506.5 240048 24.3481-1612.5 240030	BDX - Halter TRW - Halter
			←	☐; - ABS		24.3481-1506.5 240048 24.3481-1612.5 240030	BDX - Halter TRW - Halter
			←	☐; + ABS		24.3481-1506.5 240048 24.3481-1612.5 240030	BDX - Halter TRW - Halter
			←	☐; + ABS		24.3481-1506.5 240048 24.3481-1612.5 240030	BDX - Halter TRW - Halter
1.9 dT (B/C53T)	66	04/92→12/95	←	☐; 05/92→		24.3481-1615.5 240031	TRW - Halter
			←	☐		24.3481-1615.5 240031	TRW - Halter
			←	☐; 05/92→		24.3481-1616.5 240032	TRW - Halter
			←	☐		24.3481-1616.5 240032	TRW - Halter
<b>Zubehörsatz, Bremssattel</b>							
1.4 (B/C532)	43	04/92→12/95	←			24.0101-4803.2 260049 24.0101-4807.2 260053	BDX TRW
1.4 (B/C535)	55	01/92→12/95	←	09/94→		24.0101-4803.2 260049 24.0101-4807.2 260053	BDX TRW
			←			24.0101-4803.2 260049 24.0101-4806.2 260052 24.0101-4807.2 260053	BDX TRW TRW
1.7 (B/C53B)	54	04/92→12/95	←			24.0101-4803.2 260049 24.0101-4806.2 260052 24.0101-4807.2 260053	BDX TRW TRW
			←	01/95→; Vollautomatik; + ABS		24.0101-4806.2 260052	TRW
			←	- ABS		24.0101-4807.2 260053	TRW
			←	→ 12/94; Vollautomatik; + ABS		24.0101-4807.2 260053	TRW
			←	Schaltgetriebe		24.0101-4807.2 260053	TRW
1.8 (5/353A)	66	04/92→12/95	←	09/94→		24.0101-4806.2 260052	TRW
1.8 (B/C53Y)	65	04/92→12/95	←	05/92→		24.0101-4806.2 260052	TRW
↓							















	kw			 	! #		
<b>RENAULT - 19 II (B/C53_) 01/91→06/01</b>							
<b>Zubehörsatz, Bremssattel</b>							
1.8 16V (B/C53D)	99	04/92→12/95	←			24.0101-4806.2 260052	TRW
1.9 D (B/C53J)	47	04/92→12/95	←	05/92→		24.0101-4803.2 260049	BDX
						24.0101-4807.2 260053	TRW
			←			24.0101-4803.2 260049	BDX
						24.0101-4807.2 260053	TRW
			←	- ABS		24.0101-4803.2 260049	BDX
						24.0101-4807.2 260053	TRW
1.9 dT (B/C53T)	66	04/92→12/95	←			24.0101-4806.2 260052	TRW
			←	05/92→		24.0101-4806.2 260052	TRW
<b> Bremsschlauch</b>							
1.4 (B/C532)	43	04/92→12/95	←		2	24.5111-0280.3 330389	L= 280
			→		2	24.5229-0240.3 330400	L= 242
						24.5229-0255.3 330581	L= 255
1.4 (B/C535) 1.7 (B/C53B) 1.7 (B/C53C) 1.8 16V (B/C53D) 1.9 D (B/C53J) 1.9 dT (B/C53T)	55 54 66 99 47 66	01/92→12/95 04/92→12/95 04/92→12/95 04/92→12/95 04/92→12/95 04/92→12/95	←		2	24.5111-0280.3 330389	L= 280
			→	- ABS	2	24.5229-0240.3 330400	L= 242
						24.5229-0255.3 330581	L= 255
			←	09/94→	2	24.5111-0280.3 330389	L= 280
			→	09/94→; - ABS	2	24.5229-0240.3 330400	L= 242
						24.5229-0255.3 330581	L= 255
1.8 (B/C53Y)	65	04/92→12/95	←	05/92→	2	24.5111-0280.3 330389	L= 280
			→	05/92→; - ABS	2	24.5229-0240.3 330400	L= 242
						24.5229-0255.3 330581	L= 255
<b>RENAULT - 19 II Cabriolet (D53_, 853_) 04/92→06/01</b>							
<b> Bremssattel</b>							
1.8 (853A)	66	09/93→06/96	←	☐; → 12/94		24.3481-1615.5 240031	TRW - Halter
1.8 (D53Y)	65	04/92→06/96	←	☐; → 12/94		24.3481-1616.5 240032	TRW - Halter
1.8 (D53V, 853F, D53C)	79	07/94→06/96	←	☐; 09/94→		24.3481-1615.5 240031	TRW - Halter
			←	☐; 09/94→		24.3481-1616.5 240032	TRW - Halter
1.8 16V (D53D)	99	04/92→06/96	←	☐; → 03/95		24.3481-1615.5 240031	TRW - Halter
			←	☐; → 03/95		24.3481-1616.5 240032	TRW - Halter
<b>Zubehörsatz, Bremssattel</b>							
1.8 (853A)	66	09/93→06/96	←	→ 12/94		24.0101-4806.2 260052	TRW
1.8 (D53Y)	65	04/92→06/96	←				
1.8 (D53V, 853F, D53C)	79	07/94→06/96	←	09/94→		24.0101-4806.2 260052	TRW
1.8 16V (D53D)	99	04/92→06/96	←	→ 03/95		24.0101-4806.2 260052	TRW
<b> Bremsschlauch</b>							
1.8 (853A)	66	09/93→06/96	←		2	24.5111-0280.3 330389	L= 280
			→	- ABS	2	24.5229-0255.3 330581	L= 255
1.8 (D53V, 853F, D53C)	79	07/94→06/96	←	09/94→	2	24.5111-0280.3 330389	L= 280
			→	09/94→; - ABS	2	24.5229-0255.3 330581	L= 255
1.8 (D53Y)	65	04/92→06/96	←	→ 12/94	2	24.5111-0280.3 330389	L= 280
			→	→ 12/94; - ABS	2	24.5229-0255.3 330581	L= 255
1.8 16V (D53D)	99	04/92→06/96	←	→ 03/95	2	24.5111-0280.3 330389	L= 280
			→	→ 03/95; - ABS	2	24.5229-0255.3 330581	L= 255
<b>RENAULT - 19 II Chamade (L53_) 04/92→08/03</b>							
<b> Bremssattel</b>							
1.4 (532)	43	04/92→12/95	←	☐		24.3481-1505.5 240047	BDX - Halter
						24.3481-1611.5 240029	TRW - Halter
			←	☐		24.3481-1506.5 240048	BDX - Halter
						24.3481-1612.5 240030	TRW - Halter
↓							








	kw			 	! #		
<b>RENAULT - 19 II Chamade (L53_) 04/92→08/03</b>							
 <b>Bremssattel</b>							
1.4 (532)	43	04/92→12/95	←   ; Schaltgetriebe	24.3481-1611.5	240029	TRW - Halter	
			←   ; → 12/94; Vollautomatik; + ABS	24.3481-1611.5	240029	TRW - Halter	
			←   ; - ABS	24.3481-1611.5	240029	TRW - Halter	
			←   ; - ABS	24.3481-1612.5	240030	TRW - Halter	
			←   ; Schaltgetriebe	24.3481-1612.5	240030	TRW - Halter	
			←   ; → 12/94; Vollautomatik; + ABS	24.3481-1612.5	240030	TRW - Halter	
			←   ; 01/95→; Vollautomatik; + ABS	24.3481-1615.5	240031	TRW - Halter	
			←   ; 01/95→; Vollautomatik; + ABS	24.3481-1616.5	240032	TRW - Halter	
1.4 (L535)	55	11/93→12/95	←  	24.3481-1505.5	240047	BDX - Halter	
			←   ; 09/94→	24.3481-1505.5	240047	BDX - Halter	
			←   ; 09/94→	24.3481-1506.5	240048	BDX - Halter	
			←  	24.3481-1612.5	240030	TRW - Halter	
			←  	24.3481-1506.5	240048	BDX - Halter	
			←   ; → 12/94; Vollautomatik; + ABS	24.3481-1611.5	240029	TRW - Halter	
			←   ; - ABS	24.3481-1611.5	240029	TRW - Halter	
			←   ; Schaltgetriebe	24.3481-1611.5	240029	TRW - Halter	
			←   ; - ABS	24.3481-1612.5	240030	TRW - Halter	
			←   ; Schaltgetriebe	24.3481-1612.5	240030	TRW - Halter	
			←   ; → 12/94; Vollautomatik; + ABS	24.3481-1612.5	240030	TRW - Halter	
			←   ; 01/95→; Vollautomatik; + ABS	24.3481-1615.5	240031	TRW - Halter	
			←   ; 01/95→; Vollautomatik; + ABS	24.3481-1616.5	240032	TRW - Halter	
1.7	55	05/92→11/95	←  	24.3481-1505.5	240047	BDX - Halter	
			←  	24.3481-1506.5	240048	BDX - Halter	
			←   ; Schaltgetriebe	24.3481-1611.5	240029	TRW - Halter	
			←   ; → 12/94; Vollautomatik; + ABS	24.3481-1611.5	240029	TRW - Halter	
			←   ; - ABS	24.3481-1611.5	240029	TRW - Halter	
			←   ; - ABS	24.3481-1612.5	240030	TRW - Halter	
			←   ; Schaltgetriebe	24.3481-1612.5	240030	TRW - Halter	
			←   ; → 12/94; Vollautomatik; + ABS	24.3481-1612.5	240030	TRW - Halter	
			←   ; 01/95→; Vollautomatik; + ABS	24.3481-1615.5	240031	TRW - Halter	
←   ; 01/95→; Vollautomatik; + ABS	24.3481-1616.5	240032	TRW - Halter				
1.7 (L53B)	54	04/92→12/95	←  	24.3481-1505.5	240047	BDX - Halter	
			←  	24.3481-1611.5	240029	TRW - Halter	
			←  	24.3481-1615.5	240031	TRW - Halter	
			←  	24.3481-1506.5	240048	BDX - Halter	
			←  	24.3481-1612.5	240030	TRW - Halter	
			←  	24.3481-1616.5	240032	TRW - Halter	
			←   ; Schaltgetriebe	24.3481-1611.5	240029	TRW - Halter	
			←   ; → 12/94; Vollautomatik; + ABS	24.3481-1611.5	240029	TRW - Halter	
			←   ; - ABS	24.3481-1611.5	240029	TRW - Halter	
			←   ; - ABS	24.3481-1612.5	240030	TRW - Halter	
1.7 (L53C) 1.8 1.8 (L53V, L538) 1.8 16V (L53D) 1.9 dT (L53T)	66	04/92→12/95	←  	24.3481-1615.5	240031	TRW - Halter	
	79	05/92→11/95	←  				
	79	05/94→12/95	←  	24.3481-1616.5	240032	TRW - Halter	
	99	04/92→12/95	←  				
	66	04/92→12/95	←  				
	1.8 (453A/F)	66	04/92→12/95	←   ; 11/94→	24.3481-1615.5	240031	TRW - Halter
				←   ; 11/94→	24.3481-1616.5	240032	TRW - Halter
	1.8 (L53Y)	65	04/92→12/95	←   ; 05/92→	24.3481-1615.5	240031	TRW - Halter
←   ; 05/92→				24.3481-1616.5	240032	TRW - Halter	
1.9 D (L53J) ↓	47	04/92→12/95	←   ; + ABS	24.3481-1505.5	240047	BDX - Halter	












	kw			 	! #											
<b>RENAULT - 19 II Chamade (L53_) 04/92→08/03</b>																
 <b>Bremssattel</b>																
1.9 D (L53J)	47	04/92→12/95	←	☐; + ABS	24.3481-1611.5	240029	TRW - Halter									
			←	☐; 05/92→	24.3481-1505.5	240047	BDX - Halter									
					24.3481-1611.5	240029	TRW - Halter									
					24.3481-1615.5	240031	TRW - Halter									
			←	☐; - ABS	24.3481-1505.5	240047	BDX - Halter									
					24.3481-1611.5	240029	TRW - Halter									
			←	☐; 05/92→	24.3481-1506.5	240048	BDX - Halter									
					24.3481-1612.5	240030	TRW - Halter									
		24.3481-1616.5	240032	TRW - Halter												
←	☐; - ABS	24.3481-1506.5	240048	BDX - Halter												
		24.3481-1612.5	240030	TRW - Halter												
←	☐; + ABS	24.3481-1506.5	240048	BDX - Halter												
		24.3481-1612.5	240030	TRW - Halter												
<b>Zubehörsatz, Bremssattel</b>																
1.4 (532)	43	04/92→12/95	←		24.0101-4803.2	260049	BDX									
					24.0101-4807.2	260053	TRW									
			←	01/95→; Vollautomatik; + ABS	24.0101-4806.2	260052	TRW									
			←	- ABS	24.0101-4807.2	260053	TRW									
			←	→ 12/94; Vollautomatik; + ABS	24.0101-4807.2	260053	TRW									
			←	Schaltgetriebe	24.0101-4807.2	260053	TRW									
1.4 (L535)	55	11/93→12/95	←	09/94→	24.0101-4803.2	260049	BDX									
					24.0101-4807.2	260053	TRW									
			←		24.0101-4803.2	260049	BDX									
			←	01/95→; Vollautomatik; + ABS	24.0101-4806.2	260052	TRW									
			←	- ABS	24.0101-4807.2	260053	TRW									
			←	→ 12/94; Vollautomatik; + ABS	24.0101-4807.2	260053	TRW									
1.7	55	05/92→11/95	←		24.0101-4803.2	260049	BDX									
			←	01/95→; Vollautomatik; + ABS	24.0101-4806.2	260052	TRW									
			←	- ABS	24.0101-4807.2	260053	TRW									
			←	→ 12/94; Vollautomatik; + ABS	24.0101-4807.2	260053	TRW									
			←	Schaltgetriebe	24.0101-4807.2	260053	TRW									
			1.7 (L53B)	54	04/92→12/95	←		24.0101-4803.2	260049	BDX						
		24.0101-4806.2				260052	TRW									
		24.0101-4807.2				260053	TRW									
←	01/95→; Vollautomatik; + ABS	24.0101-4806.2				260052	TRW									
←	- ABS	24.0101-4807.2				260053	TRW									
←	→ 12/94; Vollautomatik; + ABS	24.0101-4807.2				260053	TRW									
1.7 (L53C) 1.8 1.8 (L53V, L538) 1.8 16V (L53D) 1.9 dT (L53T)	66 79 79 99 66	04/92→12/95 05/92→11/95 05/94→12/95 04/92→12/95 04/92→12/95	←		24.0101-4806.2	260052	TRW									
			1.8 (453A/F)	66	04/92→12/95	←	11/94→	24.0101-4806.2	260052	TRW						
						1.8 (L53Y)	65	04/92→12/95	←	05/92→	24.0101-4806.2	260052	TRW			
									1.9 D (L53J)	47	04/92→12/95	←	05/92→	24.0101-4803.2	260049	BDX
														24.0101-4806.2	260052	TRW
														24.0101-4807.2	260053	TRW
←	+ ABS	24.0101-4803.2										260049	BDX			
		24.0101-4807.2	260053	TRW												
←	- ABS	24.0101-4803.2	260049	BDX												
		24.0101-4807.2	260053	TRW												
 <b>Bremsschlauch</b>																
1.4 1.8 16V (L53D)	57 99	10/94→11/95 04/92→12/95	←		2	24.5111-0280.3	330389	L= 280								
			→		2	24.5229-0240.3	330400	L= 242								
						24.5229-0255.3	330581	L= 255								
↓																


















	kw					! #		
<b>RENAULT - 19 II Chamade (L53_) 04/92→08/03</b>								
 <b>Bremsschlauch</b>								
1.4 (532)	43	04/92→12/95	←			2	24.5111-0280.3 330389	L= 280
			→			2	24.5229-0240.3 330400	L= 242
1.4 (L535)	55	11/93→12/95	←			2	24.5111-0280.3 330389	L= 280
			→	09/94→; - ABS		2	24.5229-0240.3 330400	L= 242
							24.5229-0255.3 330581	L= 255
			→			2	24.5229-0240.3 330400	L= 242
							24.5229-0255.3 330581	L= 255
1.7	55	05/92→11/95	←			2	24.5111-0280.3 330389	L= 280
1.7 (L53B)	54	04/92→12/95	→			2	24.5229-0240.3 330400	L= 242
1.7 (L53C)	66	04/92→12/95	→	- ABS			24.5229-0255.3 330581	L= 255
1.9 D (L53J)	47	04/92→12/95						
1.9 dT (L53T)	66	04/92→12/95						
1.7 (L533)	68	01/93→08/95	←			2	24.5111-0280.3 330389	L= 280
1.8	79	05/92→11/95						
1.8 (L53V, L538)	79	05/94→12/95						
1.8 (453A/F)	66	04/92→12/95	←	09/94→		2	24.5111-0280.3 330389	L= 280
			→	09/94→; - ABS		2	24.5229-0240.3 330400	L= 242
							24.5229-0255.3 330581	L= 255
1.8 (L53Y)	65	04/92→12/95	←	05/92→		2	24.5111-0280.3 330389	L= 280
			→	05/92→; - ABS		2	24.5229-0240.3 330400	L= 242
							24.5229-0255.3 330581	L= 255
<b>RENAULT - 19 II Kasten/Schrägheck (S53_) 03/92→12/95</b>								
 <b>Bremssattel</b>								
1.9 dT	68	03/92→12/95	←	<input type="checkbox"/>			24.3481-1615.5 240031	TRW - Halter
			←	<input type="checkbox"/>			24.3481-1616.5 240032	TRW - Halter
<b>Zubehörsatz, Bremssattel</b>								
1.9 dT	68	03/92→12/95	←				24.0101-4806.2 260052	TRW
 <b>Bremsschlauch</b>								
1.9 dT	68	03/92→12/95	←			2	24.5111-0280.3 330389	L= 280
			→	- ABS		2	24.5229-0240.3 330400	L= 242
							24.5229-0255.3 330581	L= 255
<b>RENAULT - 21 Kombi (K48_) 03/86→07/97</b>								
 <b>Bremsschlauch</b>								
2.1 D (K480)	51	02/92→09/95	←	04/92→		2	24.5111-0320.3 330487	L= 320
			→	04/92→; + ABS		2	24.5111-0260.3 330408	L= 260
							24.5229-0285.3 330032	L= 285
<b>RENAULT - AVANTIME (DE0_) 09/01→05/03</b>								
 <b>Bremssattel</b>								
2.0 16V Turbo (DE0U, DE0V)	120	11/01→05/03	←	<input type="checkbox"/>			24.3451-1713.5 240329	TRW - Halter
2.2 dCi (DE01)	110	05/02→05/03	←	<input type="checkbox"/>			24.3451-1714.5 240330	TRW - Halter
3.0 V6 (DE04, DE0T)	152	09/01→05/03						
 <b>Bremsschlauch</b>								
2.0 16V Turbo (DE0U, DE0V)	120	11/01→05/03	→	<input type="checkbox"/>		2	24.5229-0185.3 330397	L= 185
2.2 dCi (DE01)	110	05/02→05/03						
3.0 V6 (DE04, DE0T)	152	09/01→05/03						
<b>RENAULT - CAPTUR I (J5_, H5_) 06/13→</b>								
 <b>Bremssattel</b>								
0.9 TCe 90	66	06/13→	←	<input type="checkbox"/>			24.3541-1849.5 240707	TRW - Halter
			←	<input type="checkbox"/>			24.3541-1850.5 240708	TRW - Halter
1.2 TCe (J5AU)	97	02/18→	←	<input type="checkbox"/>			24.3541-9950.5 241029	ATE - Halter
1.2 TCe 120	87	01/16→						
1.2 TCe 120	88	06/13→	←	<input type="checkbox"/>			24.3541-9951.5 241030	ATE - Halter
1.3 TCe 130 (J5NJ)	96	03/18→						
1.3 TCe 150 (J5NK)	110	03/18→						
1.5 dCi 110	81	01/15→						
1.5 dCi 90	66	06/13→						
↓								












	kw			 	! #		
<b>RENAULT - CAPTUR I (J5_, H5_) 06/13→</b>							
<b>Halter, Bremsattel</b>							
1.2 TCe (J5AU)	97	02/18→	←		2	11.8170-0002.1	260110 ATE
1.2 TCe 120	87	01/16→					
1.2 TCe 120	88	06/13→					
1.3 TCe 130 (J5NJ)	96	03/18→					
1.3 TCe 150 (J5NK)	110	03/18→					
1.5 dCi 110	81	01/15→					
1.5 dCi 90	66	06/13→					
<b>Feder, Bremsattel</b>							
1.2 TCe (J5AU)	97	02/18→	←		2	11.8116-0356.1	390586 ATE
1.2 TCe 120	87	01/16→					
1.2 TCe 120	88	06/13→					
1.3 TCe 130 (J5NJ)	96	03/18→					
1.3 TCe 150 (J5NK)	110	03/18→					
1.5 dCi 110	81	01/15→					
1.5 dCi 90	66	06/13→					
<b>Bremsschlauch</b>							
0.9 TCe 90	66	06/13→	→		2	24.5201-0187.3	331590 L= 190
1.2 TCe (J5AU)	97	02/18→					
1.2 TCe 120	87	01/16→					
1.2 TCe 120	88	06/13→					
1.3 TCe 130 (J5NJ)	96	03/18→					
1.3 TCe 150 (J5NK)	110	03/18→					
1.5 dCi 110	81	01/15→					
1.5 dCi 90	66	06/13→					
<b>RENAULT - CAPTUR II 01/20→</b>							
<b>Bremssattel</b>							
Blue dCi 115 (HFAD)	85	01/20→	→	☐		24.6234-1701.5	241211 TRW - Halter + eFSB
Blue dCi 95 (HFAF)	70	01/20→	→	☐		24.6234-1702.5	241212 TRW - Halter + eFSB
TCe 100 (HFMT)	74	01/20→					
TCe 130 (HFMF)	96	01/20→					
TCe 155 (HFMN)	113	01/20→					
<b>RENAULT - CLIO I (B/C57_, 5/357_) 05/90→09/98</b>							
<b>Bremssattel</b>							
1.2 (5/357Y, 5/357K)	40	01/96→09/98	←	☐		24.3481-1505.5	240047 BDX - Halter
1.2 (5/357Y, 5/357K)	43	01/96→09/98				24.3481-1611.5	240029 TRW - Halter
1.2 (B/C/S572)	44	05/90→03/96					
1.2 (B/C/S577)	40	01/96→12/96	←	☐		24.3481-1506.5	240048 BDX - Halter
Electric	21	05/96→02/98				24.3481-1612.5	240030 TRW - Halter
1.2 (B/C/S57A, B/C57S, 5/357F, 5/357J, 5/357L, 5/357R)	43	05/90→09/98	←	☐		24.3481-1505.5	240047 BDX - Halter
						24.3481-1611.5	240029 TRW - Halter
			←	☐; 10/94→		24.3481-1505.5	240047 BDX - Halter
						24.3481-1611.5	240029 TRW - Halter
			←	☐		24.3481-1506.5	240048 BDX - Halter
						24.3481-1612.5	240030 TRW - Halter
1.2 (B/C57R)	40	01/91→06/96	←	☐; → 01/96		24.3481-1505.5	240047 BDX - Halter
						24.3481-1611.5	240029 TRW - Halter
			←	☐; → 01/96		24.3481-1506.5	240048 BDX - Halter
						24.3481-1612.5	240030 TRW - Halter
			←	☐		24.3481-1506.5	240048 BDX - Halter
						24.3481-1616.5	240032 TRW - Halter
1.4 (B/C57T, B/C57Y) 1.4 (B57J, C57J, B57P)	58 55	01/91→09/98	←	☐		24.3481-1505.5	240047 BDX - Halter
						24.3481-1615.5	240031 TRW - Halter
			←	☐; Automatikgetriebe		24.3481-1505.5	240047 BDX - Halter
						24.3481-1611.5	240029 TRW - Halter
			←	☐; 04/96→; Automatikgetriebe		24.3481-1505.5	240047 BDX - Halter
						24.3481-1615.5	240031 TRW - Halter
			←	☐		24.3481-1506.5	240048 BDX - Halter
						24.3481-1616.5	240032 TRW - Halter
			←	☐; 04/96→; Automatikgetriebe		24.3481-1506.5	240048 BDX - Halter
						24.3481-1616.5	240032 TRW - Halter
1.8 ↓	66	08/90→04/96	←	☐; 08/94→		24.3481-1505.5	240047 BDX - Halter
			←	☐; Schaltgetriebe		24.3481-1611.5	240029 TRW - Halter
						24.3481-1612.5	240030 TRW - Halter










	kw			 	! #		
<b>RENAULT - CLIO I (B/C57_, 5/357_) 05/90→09/98</b>							
<b> Bremssattel</b>							
1.8	66	08/90→04/96	←	☐; 08/94→		24.3481-1615.5 240031	TRW - Halter
			←	☐; 08/94→		24.3481-1506.5 240048	BDX - Halter
						24.3481-1616.5 240032	TRW - Halter
1.8 (B/C578)	66	08/94→09/98	←	☐		24.3481-1505.5 240047	BDX - Halter
1.8 (B/C57C, B/C57U)	65	01/91→09/98					
1.8 Rsi (B/C579)	80	01/93→08/95				24.3481-1615.5 240031	TRW - Halter
1.8 Rsi (B/C57H)	79	08/95→09/98	←	☐		24.3481-1506.5 240048	BDX - Halter
1.9 D	40	01/97→09/98					
Williams (B/C57M)	108	01/94→09/98				24.3481-1616.5 240032	TRW - Halter
1.8 16V (C57D)	99	01/91→03/96	←	☐; 08/91→ 08/94		24.3481-1505.5 240047	BDX - Halter
						24.3481-1615.5 240031	TRW - Halter
			←	☐; 08/91→ 08/94		24.3481-1506.5 240048	BDX - Halter
						24.3481-1616.5 240032	TRW - Halter
1.9 D (B/C/S576, B/C/S57L)	47	01/91→09/98	←	☐; 02/94→		24.3481-1505.5 240047	BDX - Halter
						24.3481-1615.5 240031	TRW - Halter
			←	☐; → 01/94		24.3481-1505.5 240047	BDX - Halter
						24.3481-1611.5 240029	TRW - Halter
			←	☐; → 01/94		24.3481-1506.5 240048	BDX - Halter
						24.3481-1612.5 240030	TRW - Halter
			←	☐; 02/94→		24.3481-1506.5 240048	BDX - Halter
						24.3481-1616.5 240032	TRW - Halter
			←	☐; 07/92→ 01/94		24.3481-1611.5 240029	TRW - Halter
			←	☐; 07/92→ 01/94		24.3481-1612.5 240030	TRW - Halter
<b>Zubehörsatz, Bremssattel</b>							
1.2 (5/357Y, 5/357K)	40	01/96→09/98	←			24.0101-4803.2 260049	BDX
1.2 (5/357Y, 5/357K)	43	01/96→09/98				24.0101-4807.2 260053	TRW
1.2 (B/C/S572)	44	05/90→03/96					
1.2 (B/C/S577)	40	01/96→12/96					
Electric	21	05/96→02/98					
1.2 (B/C/S57A, B/C57S, 5/357F, 5/357J, 5/357L, 5/357R)	43	05/90→09/98	←			24.0101-4803.2 260049	BDX
			←	10/94→		24.0101-4807.2 260053	TRW
						24.0101-4807.2 260053	TRW
1.2 (B/C57R)	40	01/91→06/96	←	→ 01/96		24.0101-4803.2 260049	BDX
						24.0101-4807.2 260053	TRW
1.4 (B/C57T, B/C57Y)	58	01/91→09/98	←	Automatikgetriebe		24.0101-4803.2 260049	BDX
1.4 (B57J, C57J, B57P)	55	01/91→09/98				24.0101-4807.2 260053	TRW
			←			24.0101-4807.2 260053	TRW
			←	04/96→; Automatikgetriebe		24.0101-4807.2 260053	TRW
			←	Schaltgetriebe		24.0101-4807.2 260053	TRW
1.8	66	08/90→04/96	←	08/94→		24.0101-4807.2 260053	TRW
1.8 (B/C578)	66	08/94→09/98	←			24.0101-4807.2 260053	TRW
1.8 (B/C57C, B/C57U)	65	01/91→09/98					
1.8 Rsi (B/C579)	80	01/93→08/95					
1.8 Rsi (B/C57H)	79	08/95→09/98					
1.9 D	40	01/97→09/98					
Williams (B/C57M)	108	01/94→09/98					
1.8 16V (C57D)	99	01/91→03/96	←	08/91→ 08/94		24.0101-4807.2 260053	TRW
1.9 D (B/C/S576, B/C/S57L)	47	01/91→09/98	←	→ 01/94		24.0101-4803.2 260049	BDX
						24.0101-4807.2 260053	TRW
			←	02/94→		24.0101-4807.2 260053	TRW
			←	07/92→ 01/94		24.0101-4807.2 260053	TRW
<b> Bremsschlauch</b>							
1.2 (5/357Y, 5/357K)	40	01/96→09/98	←		2	24.5111-0241.3 330680	L= 242
1.2 (5/357Y, 5/357K)	43	01/96→09/98					
1.2 (B/C/S572)	44	05/90→03/96	→	- ABS	2	24.5229-0265.3 330540	L= 265
1.2 (B/C/S577)	40	01/96→12/96					
1.4 (B/C57T, B/C57Y)	58	01/91→09/98					
1.4 (B57J, C57J, B57P)	55	01/91→09/98					
1.9 D	40	01/97→09/98					
1.9 D (B/C/S576, B/C/S57L)	47	01/91→09/98					
1.2 (B/C/S57A, B/C57S, 5/357F, 5/357J, 5/357L, 5/357R)	43	05/90→09/98	←		2	24.5111-0241.3 330680	L= 242
			←	10/94→	2	24.5111-0241.3 330680	L= 242

	kw			 	! #		
<b>RENAULT - CLIO I (B/C57_, 5/357_) 05/90→09/98</b>							
 <b>Bremsschlauch</b>							
1.2 (B/C/S57A, B/C57S, 5/357F, 5/357J, 5/357L, 5/357R)	43	05/90→09/98	➔	10/94→; - ABS	2	24.5229-0265.3 330540	L= 265
			➔	- ABS	2	24.5229-0265.3 330540	L= 265
1.2 (B/C57R)	40	01/91→06/96	➔	→ 01/96	2	24.5111-0241.3 330680	L= 242
			➔	→ 01/96; - ABS	2	24.5229-0265.3 330540	L= 265
1.8	66	08/90→04/96	➔	08/94→	2	24.5111-0241.3 330680	L= 242
1.8 (B/C578)	66	08/94→09/98	➔		2	24.5111-0241.3 330680	L= 242
1.8 Rsi (B/C579)	80	01/93→08/95					
1.8 Rsi (B/C57H)	79	08/95→09/98					
1.8 (B/C57C, B/C57U)	65	01/91→09/98	➔		2	24.5111-0241.3 330680	L= 242
			➔	→ 11/93; - ABS; für Fahrzeuge mit Klimaanlage	2	24.5229-0265.3 330540	L= 265
			➔	- ABS; für Fahrzeuge ohne Klimaanlage	2	24.5229-0265.3 330540	L= 265
Electric	21	05/96→02/98	➔		2	24.5111-0241.3 330680	L= 242
			➔		2	24.5229-0265.3 330540	L= 265
<b>RENAULT - CLIO II (BB_, CB_) 03/98→12/16</b>							
 <b>Bremssattel</b>							
1.2 (BB0A, BB0F, BB10, BB1K, BB28, BB2D, BB2H, CB0A,...)	43	09/98→02/10	➔	☐; → 06/05; - ABS		24.3481-1611.5 240029	TRW - Halter
			➔	☐; → 06/05; - ABS		24.3481-1612.5 240030	TRW - Halter
			➔	☐; → 06/05; + ABS		24.3481-1615.5 240031	TRW - Halter
			➔	☐; → 06/05; + ABS		24.3481-1616.5 240032	TRW - Halter
1.2 16V (BB05, BB0W, BB11, BB27, BB2T, BB2U, BB2V, CB05,...)	55	06/01→08/16	➔	☐; - ABS; → 12/12		24.3481-1611.5 240029	TRW - Halter
			➔	☐; - ABS; → 12/12		24.3481-1612.5 240030	TRW - Halter
			➔	☐; + ABS; → 12/12		24.3481-1615.5 240031	TRW - Halter
			➔	☐; + ABS; → 12/12		24.3481-1616.5 240032	TRW - Halter
1.2 LPG	43	09/98→06/09	➔	☐; - ABS		24.3481-1611.5 240029	TRW - Halter
			➔	☐; → 06/05; - ABS		24.3481-1611.5 240029	TRW - Halter
			➔	☐; → 06/05; - ABS		24.3481-1612.5 240030	TRW - Halter
			➔	☐; - ABS		24.3481-1612.5 240030	TRW - Halter
			➔	☐; + ABS		24.3481-1615.5 240031	TRW - Halter
			➔	☐; → 06/05; + ABS		24.3481-1615.5 240031	TRW - Halter
			➔	☐; + ABS		24.3481-1616.5 240032	TRW - Halter
			➔	☐; → 06/05; + ABS		24.3481-1616.5 240032	TRW - Halter
1.2 LPG (BB0A, CB0A)	44	03/99→05/01	➔	☐; - ABS		24.3481-1611.5 240029	TRW - Halter
			➔	☐; - ABS		24.3481-1612.5 240030	TRW - Halter
			➔	☐; + ABS		24.3481-1615.5 240031	TRW - Halter
			➔	☐; + ABS		24.3481-1616.5 240032	TRW - Halter
1.4 (B/CB0C, B/CB0S)	55	09/98→05/05	➔	☐; - ABS; Schaltgetriebe		24.3481-1611.5 240029	TRW - Halter
			➔	☐; - ABS; Schaltgetriebe		24.3481-1612.5 240030	TRW - Halter
			➔	☐; + ABS; Automatikgetriebe		24.3481-1615.5 240031	TRW - Halter
			➔	☐; + ABS; Schaltgetriebe		24.3481-1615.5 240031	TRW - Halter
			➔	☐; + ABS; Schaltgetriebe		24.3481-1616.5 240032	TRW - Halter
			➔	☐; + ABS; Automatikgetriebe		24.3481-1616.5 240032	TRW - Halter
1.4 16V (B/CB0L)	70	10/99→09/04	➔	☐; → 07/00		24.3481-1615.5 240031	TRW - Halter
			➔	☐; → 07/00		24.3481-1616.5 240032	TRW - Halter
1.4 16V (B/CB0P, BB13)	72	02/00→07/08	➔	☐; → 06/05		24.3481-1615.5 240031	TRW - Halter
1.5 dCi	42	06/01→12/06					
1.5 dCi (B/C2J)	50	08/04→12/12	➔	☐; → 06/05		24.3481-1616.5 240032	TRW - Halter
1.5 dCi (B/CB07)	48	06/01→07/09					
1.5 dCi	74	10/03→04/05	➔	☐		24.3481-1615.5 240031	TRW - Halter
1.5 dCi (B/CB03)	59	06/01→10/03					
1.5 dCi (B/CB08)	60	06/01→04/05	➔	☐		24.3481-1616.5 240032	TRW - Halter
1.5 dCi (B/CB3M)	47	06/05→12/10					
1.5 dCi (BB3N, CB3N)	62	02/07→06/09					
1.6 (B/CB0D)	66	09/98→05/05					
1.6 16V (BB01, BB0H, BB0T, BB14, BB1D, BB1R, BB2KL, BB3G...)	79	09/98→04/05					
1.9 D (B/CB0E)	47	09/98→05/05	➔	☐; - ABS;		24.3481-1611.5 240029	TRW - Halter
1.9 D (B/CB0J)	48	02/00→05/01		für Fahrzeuge ohne Klimaanlage			
















	kW				! #		
<b>RENAULT - CLIO II (BB_, CB_) 03/98→12/16</b>							
<b>Bremssattel</b>							
1.9 D (B/CB0E)	47	09/98→05/05	←	☐; - ABS; für Fahrzeuge ohne Klimaanlage		24.3481-1612.5 240030	TRW - Halter
1.9 D (B/CB0J)	48	02/00→05/01	←	☐; + ABS; für Fahrzeuge mit Klimaanlage		24.3481-1615.5 240031	TRW - Halter
			←	☐; + ABS; für Fahrzeuge mit Klimaanlage		24.3481-1616.5 240032	TRW - Halter
1.9 dTi (B/CB0U)	59	12/99→05/05	←	☐; 02/00→		24.3481-1615.5 240031	TRW - Halter
			←	☐; 02/00→		24.3481-1616.5 240032	TRW - Halter
2.0 16V Sport	132	01/04→04/05	←	☐		24.3541-1749.5 240427	TRW - Halter
			←	☐		24.3541-1750.5 240428	TRW - Halter
2.0 16V Sport (CB0M)	124	02/00→06/09	←	☐; → 06/05		24.3541-1749.5 240427	TRW - Halter
			←	☐; → 06/05		24.3541-1750.5 240428	TRW - Halter
<b>Zubehörsatz, Bremssattel</b>							
1.2 (BB0A, BB0F, BB10, BB1K, BB28, BB2D, BB2H, CB0A,...)	43	09/98→02/10	←	→ 06/05; + ABS		24.0101-4806.2 260052	TRW
			←	→ 06/05; - ABS		24.0101-4807.2 260053	TRW
1.2 16V (BB05, BB0W, BB11, BB27, BB2T, BB2U, BB2V, CB05,...)	55	06/01→08/16	←	+ ABS; → 12/12		24.0101-4806.2 260052	TRW
			←	- ABS; → 12/12		24.0101-4807.2 260053	TRW
1.2 LPG	43	09/98→06/09	←	→ 06/05; + ABS		24.0101-4806.2 260052	TRW
			←	+ ABS		24.0101-4806.2 260052	TRW
			←	→ 06/05; - ABS		24.0101-4807.2 260053	TRW
			←	- ABS		24.0101-4807.2 260053	TRW
1.2 LPG (BB0A, CB0A)	44	03/99→05/01	←	+ ABS		24.0101-4806.2 260052	TRW
			←	- ABS		24.0101-4807.2 260053	TRW
1.4 (B/CB0C, B/CB0S)	55	09/98→05/05	←	+ ABS; Schaltgetriebe		24.0101-4806.2 260052	TRW
			←	+ ABS; Automatikgetriebe		24.0101-4806.2 260052	TRW
			←	- ABS; Schaltgetriebe		24.0101-4807.2 260053	TRW
1.4 16V (B/CB0L)	70	10/99→09/04	←	→ 07/00		24.0101-4806.2 260052	TRW
1.4 16V (B/CB0P, BB13)	72	02/00→07/08	←	→ 06/05		24.0101-4806.2 260052	TRW
1.5 dCi	42	06/01→12/06					
1.5 dCi (B/C2J)	50	08/04→12/12					
1.5 dCi (B/CB07)	48	06/01→07/09					
1.5 dCi	74	10/03→04/05	←			24.0101-4806.2 260052	TRW
1.5 dCi (B/CB03)	59	06/01→10/03					
1.5 dCi (B/CB08)	60	06/01→04/05					
1.5 dCi (B/CB3M)	47	06/05→12/10					
1.5 dCi (BB3N, CB3N)	62	02/07→06/09					
1.6 (B/CB0D)	66	09/98→05/05					
1.6 16V (BB01, BB0H, BB0T, BB14, BB1D, BB1R, BB2KL, BB3G...)	79	09/98→04/05					
1.9 D (B/CB0E)	47	09/98→05/05	←	+ ABS; für Fahrzeuge mit Klimaanlage		24.0101-4806.2 260052	TRW
1.9 D (B/CB0J)	48	02/00→05/01	←	- ABS; für Fahrzeuge ohne Klimaanlage		24.0101-4807.2 260053	TRW
1.9 dTi (B/CB0U)	59	12/99→05/05	←	02/00→		24.0101-4806.2 260052	TRW
<b>Bremsschlauch</b>							
1.2 (BB0A, BB0F, BB10, BB1K, BB28, BB2D, BB2H, CB0A,...)	43	09/98→02/10	←		2	24.5111-0321.3 330597	L= 320
			→		2	24.5239-0165.3 330606	L= 165
1.2 LPG	43	09/98→06/09					
1.2 LPG (BB0A, CB0A)	44	03/99→05/01					
1.4 (B/CB0C, B/CB0S)	55	09/98→05/05					
1.4 16V (B/CB0P, BB13)	72	02/00→07/08					
1.5 dCi	42	06/01→12/06					
1.5 dCi	74	10/03→04/05					
1.5 dCi (B/C2J)	50	08/04→12/12					
1.5 dCi (B/CB03)	59	06/01→10/03					
1.5 dCi (B/CB07)	48	06/01→07/09					
1.5 dCi (B/CB08)	60	06/01→04/05					
1.5 dCi (B/CB3M)	47	06/05→12/10					
1.5 dCi (BB3N, CB3N)	62	02/07→06/09					
1.6 (B/CB0D)	66	09/98→05/05					
1.6 16V (BB01, BB0H, BB0T, BB14, BB1D, BB1R, BB2KL, BB3G...)	79	09/98→04/05					
1.9 D (B/CB0E)	47	09/98→05/05					
1.9 D (B/CB0J)	48	02/00→05/01					
↓							













































	kw			 	! #		
<b>RENAULT - CLIO II (BB_, CB_) 03/98→12/16</b>							
 <b>Bremsschlauch</b>							
1.2 16V (BB05, BB0W, BB11, BB27, BB2T, BB2U, BB2V, CB05,...)	55	06/01→08/16	← → 12/12	2	24.5111-0321.3	330597	L= 320
			→ 12/12	2	24.5239-0165.3	330606	L= 165
1.4 16V (B/CB0L)	70	10/99→09/04	← → 07/00	2	24.5111-0321.3	330597	L= 320
			→ 07/00	2	24.5239-0165.3	330606	L= 165
1.9 dTi (B/CB0U)	59	12/99→05/05	← 02/00→	2	24.5111-0321.3	330597	L= 320
			→ 02/00→	2	24.5239-0165.3	330606	L= 165
2.0 16V Sport	132	01/04→04/05	←	2	24.5111-0321.3	330597	L= 320
2.0 16V Sport (CB0M)	124	02/00→06/09			24.5111-0335.3	330778	L= 335
			→	2	24.5239-0165.3	330606	L= 165
3.0 V6 Sport (CB1A)	166	11/00→12/02	← → 11/02	2	24.5111-0321.3	330597	L= 320
			→ 11/02	2	24.5111-0321.3	330597	L= 320
3.0 V6 Sport (CB1H, CB1U, CB2S)	187	12/02→04/05	←	2	24.5111-0321.3	330597	L= 320
			→	2	24.5111-0321.3	330597	L= 320
<b>RENAULT - CLIO II Kasten/Schrägheck (SB0/1/2_) 09/98→</b>							
 <b>Bremssattel</b>							
1.5 dCi (SB07)	48	06/01→	← □; → 12/12		24.3481-1615.5	240031	TRW - Halter
			← □; → 12/12		24.3481-1616.5	240032	TRW - Halter
<b>Zubehörsatz, Bremssattel</b>							
1.5 dCi (SB07)	48	06/01→	← → 12/12		24.0101-4806.2	260052	TRW
 <b>Bremsschlauch</b>							
1.5 dCi (SB07)	48	06/01→	← → 12/12	2	24.5111-0321.3	330597	L= 320
					24.5239-0165.3	330606	L= 165
<b>RENAULT - CLIO III (BR0/1, CR0/1) 01/05→12/14</b>							
 <b>Bremssattel</b>							
1.2 (BR01, BR03, BR0E, CR0E)	57	10/05→12/12	← □		24.3541-1849.5	240707	TRW - Halter
1.2 16V	43	06/06→08/10	← □		24.3541-1850.5	240708	TRW - Halter
1.2 16V	58	06/05→12/11	→ □		24.3347-1703.5	240814	TRW - Halter
1.2 16V (BR0R, BR1D, BR1L, CR0R)	48	06/05→12/12	→ □		24.3347-1704.5	240815	TRW - Halter
1.2 16V Hi-Flex (BR1U, CR1U)	55	07/08→12/12					
1.2 Ethanol (CR1U, BR1U)	55	07/08→12/12					
1.4 16V	72	06/05→12/12					
1.5 dCi	60	11/07→12/12					
1.5 dCi (BR17, CR17)	63	06/05→12/12					
1.5 dCi (BR1C, CR1C)	76	06/05→12/12					
1.5 dCi (C/BR0G, C/BR1G)	50	06/05→12/12					
1.6 16V (BR09, BR0T, CR09, CR0T)	65	06/05→10/07					
1.2 16V	76	09/10→12/14	← □; → 12/12		24.3541-1849.5	240707	TRW - Halter
1.2 16V (BR02, BR0J, BR11, CR02, CR0J, CR11)	55	06/05→12/14	← □; → 12/12		24.3541-1850.5	240708	TRW - Halter
1.2 16V (BR0P, CR0P)	74	05/07→12/14	→ □; → 12/12		24.3347-1703.5	240814	TRW - Halter
1.5 dCi	55	08/10→12/14	→ □; → 12/12		24.3347-1704.5	240815	TRW - Halter
1.5 dCi	65	08/10→12/14					
1.5 dCi (BR0H, CR0H, CR1S, BR1S)	78	06/05→12/14					
1.6 16V (BR05, BR0B, BR0Y, BR15, BR1J, BR1M, BR1Y, CR0B,...)	82	06/05→12/14					
1.6 16V GT (BR10, CR10)	94	06/09→12/14					
1.5 dCi	47	06/05→12/12	← □		24.3541-1849.5	240707	TRW - Halter
			← □		24.3541-1850.5	240708	TRW - Halter
			→ □; + ABS		24.3347-1703.5	240814	TRW - Halter
			→ □; + ABS		24.3347-1704.5	240815	TRW - Halter
1.5 dCi	48	05/05→07/10	← □; → 10/06		24.3541-1849.5	240707	TRW - Halter
			← □; → 10/06		24.3541-1850.5	240708	TRW - Halter
			→ □; → 10/06		24.3347-1703.5	240814	TRW - Halter
↓							











































	kW			 	! #		
<b>RENAULT - CLIO III (BR0/1, CR0/1) 01/05→12/14</b>							
<b>Bremssattel</b>							
1.5 dCi	48	05/05→07/10	➡	☐; → 10/06		24.3347-1704.5 240815	TRW - Halter
2.0 16V (BR0C, BR0K, CR0C, CR0K)	102	09/06→12/14	➡	☐; → 12/12		24.3347-1703.5 240814	TRW - Halter
			➡	☐; → 12/12		24.3347-1704.5 240815	TRW - Halter
2.0 16V Sport	148	09/08→12/14	➡	☐; 04/09→ 12/12		24.3387-1721.5 240876	TRW - Halter
			➡	☐; 04/09→ 12/12		24.3387-1722.5 240877	TRW - Halter
2.0 16V Sport (CR0N, CR1P)	145	02/06→12/12	➡	☐		24.3387-1721.5 240876	TRW - Halter
			➡	☐		24.3387-1722.5 240877	TRW - Halter
<b>Feder, Bremssattel</b>							
2.0 16V (BR0C, BR0K, CR0C, CR0K)	102	09/06→12/14	←	→ 12/12	2	11.8116-0301.1 390610	ATE
<b>Zubehörsatz, Bremssattel</b>							
1.2 (BR01, BR03, BR0E, CR0E)	57	10/05→12/12	←			24.0101-5407.2 260140	
1.2 16V	43	06/06→08/10	➡			24.0101-3803.2 260101	TRW
1.2 16V	58	06/05→12/11					
1.2 16V (BR0R, BR1D, BR1L, CR0R)	48	06/05→12/12					
1.2 16V Hi-Flex (BR1U, CR1U)	55	07/08→12/12					
1.2 Ethanol (CR1U, BR1U)	55	07/08→12/12					
1.4 16V	72	06/05→12/12					
1.5 dCi	60	11/07→12/12					
1.5 dCi (BR17, CR17)	63	06/05→12/12					
1.5 dCi (BR1C, CR1C)	76	06/05→12/12					
1.5 dCi (C/BR0G, C/BR1G)	50	06/05→12/12					
1.6 16V (BR09, BR0T, CR09, CR0T)	65	06/05→10/07					
1.2 16V	76	09/10→12/14	←	→ 12/12		24.0101-5407.2 260140	
1.2 16V (BR02, BR0J, BR11, CR02, CR0J, CR11)	55	06/05→12/14	➡	→ 12/12		24.0101-3803.2 260101	TRW
1.2 16V (BR0P, CR0P)	74	05/07→12/14					
1.5 dCi	55	08/10→12/14					
1.5 dCi	65	08/10→12/14					
1.5 dCi (BR0H, CR0H, CR1S, BR1S)	78	06/05→12/14					
1.6 16V (BR05, BR0B, BR0Y, BR15, BR1J, BR1M, BR1Y, CR0B,...)	82	06/05→12/14					
1.6 16V GT (BR10, CR10)	94	06/09→12/14					
1.5 dCi	47	06/05→12/12	←			24.0101-5407.2 260140	
1.5 dCi	48	05/05→07/10	←	→ 10/06		24.0101-5407.2 260140	
			➡	→ 10/06		24.0101-3803.2 260101	TRW
2.0 16V (BR0C, BR0K, CR0C, CR0K)	102	09/06→12/14	➡	→ 12/12		24.0101-3803.2 260101	TRW
<b>Bremsschlauch</b>							
1.2 (BR01, BR03, BR0E, CR0E)	57	10/05→12/12	←		2	24.5111-0455.3 330914	L= 455
1.2 16V	43	06/06→08/10	➡		2	24.5229-0185.3 330397	L= 185
1.2 16V	58	06/05→12/11				24.5229-0193.3 330571	L= 193
1.2 16V (BR0R, BR1D, BR1L, CR0R)	48	06/05→12/12					
1.2 16V Hi-Flex (BR1U, CR1U)	55	07/08→12/12					
1.2 Ethanol (CR1U, BR1U)	55	07/08→12/12					
1.4 16V	72	06/05→12/12					
1.5 dCi	60	11/07→12/12					
1.5 dCi (BR17, CR17)	63	06/05→12/12					
1.5 dCi (BR1C, CR1C)	76	06/05→12/12					
1.5 dCi (C/BR0G, C/BR1G)	50	06/05→12/12					
1.6 16V (BR09, BR0T, CR09, CR0T)	65	06/05→10/07					
1.2 16V	76	09/10→12/14	←	→ 12/12	2	24.5111-0455.3 330914	L= 455
1.2 16V (BR02, BR0J, BR11, CR02, CR0J, CR11)	55	06/05→12/14	➡	→ 12/12	2	24.5229-0185.3 330397	L= 185
1.2 16V (BR0P, CR0P)	74	05/07→12/14				24.5229-0193.3 330571	L= 193
1.5 dCi	55	08/10→12/14					





















	kW			 	! #		
<b>RENAULT - CLIO III (BR0/1, CR0/1) 01/05→12/14</b>							
 <b>Bremsschlauch</b>							
1.5 dCi (BR0H, CR0H, CR1S, BR1S)	78	06/05→12/14	←	→ 12/12	2	24.5111-0455.3 330914	L= 455
1.6 16V (BR05, BR0B, BR0Y, BR15, BR1J, BR1M, BR1Y, CR0B,.... 1.6 16V GT (BR10, CR10)	82 94	06/05→12/14 06/09→12/14	→	→ 12/12	2	24.5229-0185.3 330397 24.5229-0193.3 330571	L= 185 L= 193
1.5 dCi	47	06/05→12/12	←		2	24.5111-0455.3 330914	L= 455
			→		2	24.5229-0185.3 330397	L= 185
1.5 dCi	48	05/05→07/10	←	→ 10/06	2	24.5111-0455.3 330914	L= 455
			→	→ 10/06	2	24.5229-0185.3 330397 24.5229-0193.3 330571	L= 185 L= 193
1.5 dCi	65	08/10→12/14	←	08/12→ 12/12	2	24.5111-0455.3 330914	L= 455
			→	→ 12/12	2	24.5229-0185.3 330397 24.5229-0193.3 330571	L= 185 L= 193
2.0 16V (BR0C, BR0K, CR0C, CR0K)	102	09/06→12/14	→	→ 12/12	2	24.5229-0185.3 330397 24.5229-0193.3 330571	L= 185 L= 193
2.0 16V Sport	148	09/08→12/14	→	04/09→ 12/12	2	24.5229-0185.3 330397 24.5229-0193.3 330571	L= 185 L= 193
2.0 16V Sport (CR0N, CR1P)	145	02/06→12/12	→		2	24.5229-0185.3 330397 24.5229-0193.3 330571	L= 185 L= 193
<b>RENAULT - CLIO III Grandtour (KR0/1_) 11/07→</b>							
 <b>Bremssattel</b>							
1.2 16V	76	03/10→12/12	←			24.3541-1849.5 240707	TRW - Halter
1.2 16V (KR02, KR0J)	55	02/08→12/12	←			24.3541-1850.5 240708	TRW - Halter
1.2 16V (KR0E)	58	11/07→12/10	←				
1.2 16V (KR0P)	74	11/07→12/12	→	 ; + ESP		24.3347-1703.5 240814	TRW - Halter
1.2 16V Hi-Flex (KR0S)	55	07/08→12/12	→	 ; + ESP			
1.4 16V	72	11/07→12/12	→	 ; + ESP		24.3347-1704.5 240815	TRW - Halter
1.5 dCi	48	11/07→12/12					
1.5 dCi	55	08/10→12/12					
1.5 dCi	65	08/10→12/12					
1.5 dCi (KR0F)	63	11/07→12/12					
1.5 dCi (KR0G)	50	11/07→12/12					
1.5 dCi (KR0H, KR1S)	78	02/08→12/12					
1.5 dCi (KR1C, KR1N)	76	11/07→12/12					
1.6 16V (KR0B)	82	11/07→12/12					
1.6 16V (KR10)	94	11/07→12/12					
<b>Zubehörsatz, Bremssattel</b>							
1.2 16V	76	03/10→12/12	←			24.0101-5407.2 260140	
1.2 16V (KR02, KR0J)	55	02/08→12/12	→	+ ESP		24.0101-3803.2 260101	TRW
1.2 16V (KR0E)	58	11/07→12/10	→				
1.2 16V (KR0P)	74	11/07→12/12	→				
1.2 16V Hi-Flex (KR0S)	55	07/08→12/12	→				
1.4 16V	72	11/07→12/12	→				
1.5 dCi	48	11/07→12/12					
1.5 dCi	55	08/10→12/12					
1.5 dCi	65	08/10→12/12					
1.5 dCi (KR0F)	63	11/07→12/12					
1.5 dCi (KR0G)	50	11/07→12/12					
1.5 dCi (KR0H, KR1S)	78	02/08→12/12					
1.5 dCi (KR1C, KR1N)	76	11/07→12/12					
1.6 16V (KR0B)	82	11/07→12/12					
1.6 16V (KR10)	94	11/07→12/12					
 <b>Bremsschlauch</b>							
1.2 16V	76	03/10→12/12	←		2	24.5111-0455.3 330914	L= 455
1.2 16V (KR0E)	58	11/07→12/10	→	+ ESP	2	24.5229-0185.3 330397	L= 185
1.2 16V (KR0P)	74	11/07→12/12	→				
1.5 dCi	48	11/07→12/12					
1.5 dCi	55	08/10→12/12					
1.5 dCi	65	08/10→12/12					
1.5 dCi (KR0F)	63	11/07→12/12					
1.5 dCi (KR0G)	50	11/07→12/12					
1.5 dCi (KR1C, KR1N)	76	11/07→12/12					
1.2 16V (KR02, KR0J)	55	02/08→12/12	←		2	24.5111-0455.3 330914	L= 455
1.2 16V Hi-Flex (KR0S)	55	07/08→12/12	→		2	24.5229-0185.3 330397	L= 185
1.4 16V	72	11/07→12/12	→				
1.5 dCi (KR0H, KR1S)	78	02/08→12/12					
1.6 16V (KR0B)	82	11/07→12/12					
1.6 16V (KR10)	94	11/07→12/12					











	kw					! #		
<b>RENAULT - CLIO III Kasten/Schrägheck (SB_, SR_) 06/05→</b>								
 <b>Bremssattel</b>								
1.2 (SR0J)	55	11/05→12/14		 ; → 12/12	24.3541-1849.5	240707	TRW - Halter	
				 ; → 12/12	24.3541-1850.5	240708	TRW - Halter	
					24.3347-1703.5	240814	TRW - Halter	
					24.3347-1704.5	240815	TRW - Halter	
1.5 dCi	55	08/10→12/14			24.3541-1849.5	240707	TRW - Halter	
					24.3541-1850.5	240708	TRW - Halter	
					24.3347-1703.5	240814	TRW - Halter	
					24.3347-1704.5	240815	TRW - Halter	
<b>Zubehörsatz, Bremssattel</b>								
1.2 (SR0J)	55	11/05→12/14		→ 12/12	24.0101-5407.2	260140		
					24.0101-3803.2	260101	TRW	
1.5 dCi	55	08/10→12/14			24.0101-5407.2	260140		
					24.0101-3803.2	260101	TRW	
 <b>Bremsschlauch</b>								
1.2 (SR0J)	55	11/05→12/14		→ 12/12	2	24.5111-0455.3	330914	L= 455
					2	24.5229-0185.3	330397	L= 185
						24.5229-0193.3	330571	L= 193
1.5 dCi	55	08/10→12/14			2	24.5111-0455.3	330914	L= 455
					2	24.5229-0185.3	330397	L= 185
						24.5229-0193.3	330571	L= 193
<b>RENAULT - CLIO IV (BH_) 11/12→</b>								
 <b>Bremssattel</b>								
0.9 TCe 75 (BHNP)	56	05/18→		 ; Felgenreöße [Zoll]: 17	24.3541-1849.5	240707	TRW - Halter	
0.9 TCe 90	66	11/12→		 ; Felgenreöße [Zoll]: 17	24.3541-1850.5	240708	TRW - Halter	
0.9 TCe 90 LPG	66	06/16→						
1.2 16V	54	11/12→						
1.2 16V (BHA1, BHAK, BHMG, BHMK)	55	06/15→						
1.2 LPG 16V	54	11/12→06/15						
1.5 dCi 75	55	11/12→						
1.2 TCe 120 (BHAU)	87	01/16→			24.3541-1849.5	240707	TRW - Halter	
1.2 TCe 120 (BHM0)	88	03/13→			24.3541-1850.5	240708	TRW - Halter	
1.5 dCi 110	81	06/16→						
1.5 dCi 90	66	11/12→		 ; Automatikgetriebe; Felgenreöße [Zoll]: 17	24.3541-1849.5	240707	TRW - Halter	
				 ; Automatikgetriebe; Felgenreöße [Zoll]: 17	24.3541-1850.5	240708	TRW - Halter	
1.6 RS (BHJ4, BHJ6, BHMM)	147	03/13→		 ; Bremssattelfarbe: grau	24.3347-1709.5	240846	TRW - Halter	
1.6 RS Trophy (BHJ4, BHJ6)	162	03/15→		 ; Bremssattelfarbe: grau	24.3347-1710.5	240847	TRW - Halter	
<b>Feder, Bremssattel</b>								
0.9 TCe 75 (BHNP)	56	05/18→		Felgenreöße [Zoll]: 15 / 16	2	11.8116-0264.1	390594	ATE
0.9 TCe 90	66	11/12→						
0.9 TCe 90 LPG	66	06/16→						
1.2 16V	54	11/12→						
1.2 16V (BHA1, BHAK, BHMG, BHMK)	55	06/15→						
1.2 LPG 16V	54	11/12→06/15						
1.5 dCi 75	55	11/12→						
1.5 dCi 90	66	11/12→		Schaltgetriebe; Felgenreöße [Zoll]: 15 / 16	2	11.8116-0264.1	390594	ATE
1.6 RS (BHJ4, BHJ6, BHMM)	147	03/13→						
1.6 RS Trophy (BHJ4, BHJ6)	162	03/15→			2	11.8116-0351.1	390538	ATE
<b>Führungsbolzen, Bremssattel</b>								
0.9 TCe 75 (BHNP)	56	05/18→		Felgenreöße [Zoll]: 15 / 16		11.8171-0008.1	990049	ATE
0.9 TCe 90	66	11/12→						
0.9 TCe 90 LPG	66	06/16→						
1.2 16V	54	11/12→						
1.2 16V (BHA1, BHAK, BHMG, BHMK)	55	06/15→						
1.2 LPG 16V	54	11/12→06/15						
1.5 dCi 75	55	11/12→						
↓								

	kw			 	! #		
<b>RENAULT - CLIO IV (BH_) 11/12→</b>							
<b>Führungsbolzen, Bremsattel</b>							
1.5 dCi 90	66	11/12→	←	Schaltgetriebe; Felgenreöße [Zoll]: 15 / 16		11.8171-0008.1 990049	ATE
1.6 RS (BHJ4, BHJ6, BHMM)	147	03/13→	←			11.8171-0008.1 990049	ATE
1.6 RS Trophy (BHJ4, BHJ6)	162	03/15→					
<b>Bremsschlauch</b>							
0.9 TCe 75 (BHNP)	56	05/18→	→		2	24.5201-0187.3 331590	L= 190
0.9 TCe 90	66	11/12→					
0.9 TCe 90 LPG	66	06/16→					
1.2 16V	54	11/12→					
1.2 16V (BHA1, BHAK, BHMG, BHMK)	55	06/15→					
1.2 LPG 16V	54	11/12→06/15					
1.2 TCe 120 (BHAU)	87	01/16→					
1.2 TCe 120 (BHM0)	88	03/13→					
1.5 dCi 110	81	06/16→					
1.5 dCi 75	55	11/12→					
1.5 dCi 90	66	11/12→					
1.6 RS (BHJ4, BHJ6, BHMM)	147	03/13→	→	innen	2	24.5201-0187.3 331590	L= 190
1.6 RS Trophy (BHJ4, BHJ6)	162	03/15→					
<b>RENAULT - CLIO IV Grandtour (KH_) 01/13→</b>							
<b>Bremssattel</b>							
0.9 TCe 75 (KHNP)	56	08/18→	←			24.3541-1849.5 240707	TRW - Halter
0.9 TCe 90	66	01/13→					
1.2 16V	54	01/13→	←			24.3541-1850.5 240708	TRW - Halter
1.2 TCe 120 (KHAU)	87	01/16→					
1.2 TCe 120 (KHM0)	88	03/13→					
1.5 dCi 110	81	06/16→					
1.5 dCi 75	55	01/13→					
1.5 dCi 90	66	01/13→					
<b>Bremsschlauch</b>							
0.9 TCe 75 (KHNP)	56	08/18→	→		2	24.5201-0187.3 331590	L= 190
0.9 TCe 90	66	01/13→					
1.2 16V	54	01/13→					
1.2 TCe 120 (KHAU)	87	01/16→					
1.2 TCe 120 (KHM0)	88	03/13→					
1.5 dCi 110	81	06/16→					
1.5 dCi 75	55	01/13→					
1.5 dCi 90	66	01/13→					
<b>RENAULT - CLIO IV Grandtour (KH_) 01/13→</b>							
<b>Bremssattel</b>							
0.9 TCe 90	66	01/14→	←			24.3541-1849.5 240707	TRW - Halter
1.5 dCi 75	55	01/14→					
1.5 dCi 90	66	01/14→	←			24.3541-1850.5 240708	TRW - Halter
<b>Bremsschlauch</b>							
0.9 TCe 90	66	01/14→	→		2	24.5201-0187.3 331590	L= 190
1.5 dCi 75	55	01/14→					
1.5 dCi 90	66	01/14→					
<b>RENAULT - CLIO IV Kasten/Schrägheck (BH_) 01/14→</b>							
<b>Bremssattel</b>							
0.9 TCe 90	66	01/14→	←	 ; Felgenreöße [Zoll]: 17		24.3541-1849.5 240707	TRW - Halter
1.2 16V	55	01/14→					
1.2 16V (BHMK)	54	01/14→	←	 ; Felgenreöße [Zoll]: 17		24.3541-1850.5 240708	TRW - Halter
1.5 dCi 75	55	01/14→					
1.5 dCi 90 (BHAJ)	66	01/14→	←	 ; Automatikgetriebe; Felgenreöße [Zoll]: 17		24.3541-1849.5 240707	TRW - Halter
			←	 ; Automatikgetriebe; Felgenreöße [Zoll]: 17		24.3541-1850.5 240708	TRW - Halter
<b>Feder, Bremsattel</b>							
0.9 TCe 90	66	01/14→	←	Felgenreöße [Zoll]: 15 / 16	2	11.8116-0264.1 390594	ATE
1.2 16V	55	01/14→					
1.2 16V (BHMK)	54	01/14→					
1.5 dCi 75	55	01/14→					
1.5 dCi 90 (BHAJ)	66	01/14→	←	Schaltgetriebe; Felgenreöße [Zoll]: 15 / 16	2	11.8116-0264.1 390594	ATE
↓							

	kw					! #		
<b>RENAULT - CLIO IV Kasten/Schrägheck (BH_) 01/14→</b>								
<b>Führungsbolzen, Bremsattel</b>								
0.9 TCe 90	66	01/14→	←	Felgenreöße [Zoll]: 15 / 16		11.8171-0008.1	990049	ATE
1.2 16V	55	01/14→						
1.2 16V (BHMK)	54	01/14→						
1.5 dCi 75	55	01/14→						
1.5 dCi 90 (BHAJ)	66	01/14→	←	Schaltgetriebe; Felgenreöße [Zoll]: 15 / 16		11.8171-0008.1	990049	ATE
<b> Bremschlauch</b>								
0.9 TCe 90	66	01/14→	→		2	24.5201-0187.3	331590	L= 190
1.2 16V	55	01/14→						
1.2 16V (BHMK)	54	01/14→						
1.5 dCi 75	55	01/14→						
1.5 dCi 90 (BHAJ)	66	01/14→						
<b>RENAULT - CLIO V (B7_) 06/19→</b>								
<b> Bremsattel</b>								
1.0 LPG (B7MT)	74	06/19→	→			24.6234-1701.5	241211	TRW - Halter + eFSB
1.0 TCe 100 (B7MT)	74	06/19→	→			24.6234-1702.5	241212	TRW - Halter + eFSB
1.3 TCe 130 (B7MF)	96	06/19→	→					
1.5 Blue dCi 115 (B7AD)	85	06/19→						
1.5 Blue dCi 85 (B7AG)	63	06/19→						
<b>RENAULT - DOKKER 12/13→</b>								
<b> Bremsattel</b>								
1.5 dCi	66	12/13→	←	 ; - ESP		24.3541-1849.5	240707	TRW - Halter
			←	 ; - ESP		24.3541-1850.5	240708	TRW - Halter
			←	 ; + ESP		24.3541-9950.5	241029	ATE - Halter
			←	 ; + ESP		24.3541-9951.5	241030	ATE - Halter
<b>Halter, Bremsattel</b>								
1.5 dCi	66	12/13→	←	+ ESP		11.8170-0002.1	260110	ATE
<b>Feder, Bremsattel</b>								
1.5 dCi	66	12/13→	←	+ ESP	2	11.8116-0356.1	390586	ATE
<b>RENAULT - DUSTER (HM_) 10/17→</b>								
<b> Bremsattel</b>								
1.5 dCi 110 (HMAB)	80	07/19→	←			24.3541-9950.5	241029	ATE - Halter
1.5 dCi 110 4x4 (HMAB)	80	07/19→	←			24.3541-9951.5	241030	ATE - Halter
<b>Halter, Bremsattel</b>								
1.5 dCi 110 (HMAB)	80	07/19→	←			11.8170-0002.1	260110	ATE
1.5 dCi 110 4x4 (HMAB)	80	07/19→						
<b>Feder, Bremsattel</b>								
1.5 dCi 110 (HMAB)	80	07/19→	←		2	11.8116-0356.1	390586	ATE
1.5 dCi 110 4x4 (HMAB)	80	07/19→						
<b> Bremschlauch</b>								
1.5 dCi 110 (HMAB)	80	07/19→	←		2	24.5111-0415.3	331506	L= 415
1.5 dCi 110 4x4 (HMAB)	80	07/19→	→		2	24.5201-0280.3	331569	L= 280
<b>RENAULT - ESPACE II (J/S63_) 01/91→10/97</b>								
<b> Bremsattel</b>								
2.0 (J636)	76	01/91→10/96	←			24.3541-1625.5	240045	TRW - Halter
2.1 TD (J633, J634, J/S635, J/S63D)	65	01/91→10/96	←			24.3541-1626.5	240046	TRW - Halter
2.1 TD (J63E)	66	11/94→10/96						
2.2 (J/S637, J63G)	79	01/91→10/96						
2.2 4x4 (J/S637, J63G)	79	03/91→12/96						
<b> Bremschlauch</b>								
2.0 (J636)	76	01/91→10/96	←		2	24.5111-0396.3	330609	L= 395
2.1 TD (J633, J634, J/S635, J/S63D)	65	01/91→10/96	→		2	24.5112-0220.3	330613	L= 220
2.1 TD (J63E)	66	11/94→10/96				24.5228-0350.3	330396	L= 350
2.2 (J/S637, J63G)	79	01/91→10/96	←		2	24.5111-0396.3	330609	L= 395
2.2 4x4 (J/S637, J63G)	79	03/91→12/96	→	05/93→	2	24.5112-0220.3	330613	L= 220
						24.5228-0350.3	330396	L= 350










	kw			 	! #		
<b>RENAULT - ESPACE II (J/S63_) 01/91→10/97</b>							
 <b>Bremsschlauch</b>							
2.2 (J/S637, J63G)	79	01/91→10/96	→		2	24.5112-0220.3 330613	L= 220
2.2 4x4 (J/S637, J63G)	79	03/91→12/96					
2.8 V6 (J638, J63J)	110	01/91→10/96	→		2	24.5112-0220.3 330613	L= 220
						24.5228-0350.3 330396	L= 350
<b>RENAULT - ESPACE III (JE0_) 11/96→10/02</b>							
 <b>Bremssattel</b>							
1.9 dTi (JE0M)	72	02/99→10/02	←	☐		24.3541-1749.5 240427	TRW - Halter
2.0	102	09/01→10/02					
2.0 (JE0A)	84	11/96→10/00	←	☐		24.3541-1750.5 240428	TRW - Halter
2.0 16V (JE0N, JE0L, JE02)	103	10/98→10/02					
2.2 12V TD (JE0E, JE0H, JE0P)	83	11/96→10/00	←	☐		24.3601-1707.5 240229	TRW - Halter
2.2 D	84	11/97→01/00	←	☐		24.3601-1708.5 240230	TRW - Halter
3.0 (JE0D)	123	11/96→10/98					
2.2 dCi (JE0K)	95	10/00→10/02	←	☐		24.3451-1713.5 240329	TRW - Halter
2.2 dCi (JE0S)	85	07/00→10/02	←	☐		24.3451-1714.5 240330	TRW - Halter
3.0 V6 24V (JE0G, JE0R)	140	10/98→10/02	←	☐; 07/00→		24.3451-1713.5 240329	TRW - Halter
			←	☐; 07/00→		24.3451-1714.5 240330	TRW - Halter
 <b>Bremsschlauch</b>							
1.9 dTi (JE0M)	72	02/99→10/02		☐	2	24.5229-0185.3 330397	L= 185
2.0	102	09/01→10/02	←		2	24.5111-0490.3 330598	L= 490
2.0 (JE0A)	84	11/96→10/00					
2.2 12V TD (JE0E, JE0H, JE0P)	83	11/96→10/00					
2.2 D	84	11/97→01/00					
2.2 dCi (JE0S)	85	07/00→10/02					
2.0 16V (JE0N, JE0L, JE02)	103	10/98→10/02		☐	2	24.5229-0185.3 330397	L= 185
3.0 (JE0D)	123	11/96→10/98	←		2	24.5111-0490.3 330598	L= 490
			→		2	24.5111-0260.3 330408	L= 260
2.2 dCi (JE0K)	95	10/00→10/02		☐	2	24.5229-0185.3 330397	L= 185
3.0 V6 24V (JE0G, JE0R)	140	10/98→10/02		☐	2	24.5229-0185.3 330397	L= 185
			→		2	24.5111-0260.3 330408	L= 260
<b>RENAULT - ESPACE IV (JK0/1_) 11/02→</b>							
 <b>Bremssattel</b>							
1.9 dCi (JK0U, JK0G)	88	11/02→	←	☐		24.3601-9787.5 240505	ATE - Halter
1.9 dCi (JK0U)	85	04/03→02/05					
2.0 (JK09)	100	11/02→	←	☐		24.3601-9788.5 240506	ATE - Halter
2.0 (JK0A, JK1D, JK0N)	125	04/05→	→	☐		24.3387-7001.5 241005	ATE - Halter
2.0 dCi (JK01, JK02, JK1J, JK1K, JK1H)	110	01/06→	→	☐		24.3387-7002.5 241006	ATE - Halter
2.0 dCi (JK02, JK03)	96	01/06→					
2.0 dCi (JK03, JK04, JK1C, JK1G, JK1J, JK1K)	127	01/06→					
2.0 Turbo (JK0A, JK0B, JK0N)	120	11/02→					
2.2 dCi (JK07)	102	02/06→					
2.2 dCi (JK0H)	110	11/02→					
3.0 dCi	120	09/05→					
3.0 dCi (JK0E, JK0Y)	133	01/06→					
3.0 dCi (JK0J, JK0V)	130	11/02→					
3.5 V6 (JK00, JK0F, JK0P, JK0S, JK0W)	177	11/02→					
<b>Halter, Bremssattel</b>							
1.9 dCi (JK0U, JK0G)	88	11/02→	→			11.8170-0872.1 260121	ATE
1.9 dCi (JK0U)	85	04/03→02/05					
2.0 (JK09)	100	11/02→					
2.0 (JK0A, JK1D, JK0N)	125	04/05→					
2.0 dCi (JK01, JK02, JK1J, JK1K, JK1H)	110	01/06→					
2.0 dCi (JK02, JK03)	96	01/06→					
2.0 dCi (JK03, JK04, JK1C, JK1G, JK1J, JK1K)	127	01/06→					
2.0 Turbo (JK0A, JK0B, JK0N)	120	11/02→					
2.2 dCi (JK07)	102	02/06→					
2.2 dCi (JK0H)	110	11/02→					
3.0 dCi	120	09/05→					
↓							










	kw			 	! #		
<b>RENAULT - ESPACE IV (JK0/1_) 11/02→</b>							
<b>Halter, Bremsattel</b>							
3.0 dCi (JK0E, JK0Y)	133	01/06→	→			11.8170-0872.1	260121 ATE
3.0 dCi (JK0J, JK0V)	130	11/02→					
3.5 V6 (JK00, JK0F, JK0P, JK0S, JK0W)	177	11/02→					
<b>Feder, Bremsattel</b>							
1.9 dCi (JK0U, JK0G)	88	11/02→	←		2	11.8116-0301.1	390610 ATE
1.9 dCi (JK0U)	85	04/03→02/05					
2.0 (JK09)	100	11/02→	→		2	11.8116-0340.1	390595 ATE
2.0 (JK0A, JK1D, JK0N)	125	04/05→					
2.0 dCi (JK01, JK02, JK1J, JK1K, JK1H)	110	01/06→					
2.0 dCi (JK02, JK03)	96	01/06→					
2.0 dCi (JK03, JK04, JK1C, JK1G, JK1J, JK1K)	127	01/06→					
2.0 Turbo (JK0A, JK0B, JK0N)	120	11/02→					
2.2 dCi (JK07)	102	02/06→					
2.2 dCi (JK0H)	110	11/02→					
3.0 dCi	120	09/05→					
3.0 dCi (JK0E, JK0Y)	133	01/06→					
3.0 dCi (JK0J, JK0V)	130	11/02→					
3.5 V6 (JK00, JK0F, JK0P, JK0S, JK0W)	177	11/02→					
<b>Führungshülzensatz, Bremsattel</b>							
1.9 dCi (JK0U, JK0G)	88	11/02→	←			11.0101-5407.2	260011 ATE
1.9 dCi (JK0U)	85	04/03→02/05					
2.0 (JK09)	100	11/02→					
2.0 (JK0A, JK1D, JK0N)	125	04/05→					
2.0 dCi (JK01, JK02, JK1J, JK1K, JK1H)	110	01/06→					
2.0 dCi (JK02, JK03)	96	01/06→					
2.0 dCi (JK03, JK04, JK1C, JK1G, JK1J, JK1K)	127	01/06→					
2.0 Turbo (JK0A, JK0B, JK0N)	120	11/02→					
2.2 dCi (JK07)	102	02/06→					
2.2 dCi (JK0H)	110	11/02→					
3.0 dCi	120	09/05→					
3.0 dCi (JK0E, JK0Y)	133	01/06→					
3.0 dCi (JK0J, JK0V)	130	11/02→					
3.5 V6 (JK00, JK0F, JK0P, JK0S, JK0W)	177	11/02→					
<b>Führungsbolzen, Bremsattel</b>							
1.9 dCi (JK0U, JK0G)	88	11/02→			2	11.8171-0008.1	990049 ATE
1.9 dCi (JK0U)	85	04/03→02/05					
2.0 (JK09)	100	11/02→					
2.0 (JK0A, JK1D, JK0N)	125	04/05→					
2.0 dCi (JK01, JK02, JK1J, JK1K, JK1H)	110	01/06→					
2.0 dCi (JK02, JK03)	96	01/06→					
2.0 dCi (JK03, JK04, JK1C, JK1G, JK1J, JK1K)	127	01/06→					
2.0 Turbo (JK0A, JK0B, JK0N)	120	11/02→					
2.2 dCi (JK07)	102	02/06→					
2.2 dCi (JK0H)	110	11/02→					
3.0 dCi	120	09/05→					
3.0 dCi (JK0E, JK0Y)	133	01/06→					
3.0 dCi (JK0J, JK0V)	130	11/02→					
3.5 V6 (JK00, JK0F, JK0P, JK0S, JK0W)	177	11/02→					
<b>Bremsschlauch</b>							
1.9 dCi (JK0U, JK0G)	88	11/02→	←		2	24.5252-0390.3	330702 L= 390
1.9 dCi (JK0U)	85	04/03→02/05					
2.0 (JK09)	100	11/02→	→		2	24.5251-0185.3	330701 L= 185
2.0 (JK0A, JK1D, JK0N)	125	04/05→					
2.0 dCi (JK01, JK02, JK1J, JK1K, JK1H)	110	01/06→					
2.0 dCi (JK02, JK03)	96	01/06→					
2.0 dCi (JK03, JK04, JK1C, JK1G, JK1J, JK1K)	127	01/06→					
2.0 Turbo (JK0A, JK0B, JK0N)	120	11/02→					
2.2 dCi (JK07)	102	02/06→					
↓							








	kW			 	! #		
<b>RENAULT - ESPACE IV (JK0/1_) 11/02→</b>							
 <b>Bremsschlauch</b>							
2.2 dCi (JK0H)	110	11/02→	←		2	24.5252-0390.3 330702	L= 390
3.0 dCi	120	09/05→					
3.0 dCi (JK0E, JK0Y)	133	01/06→	→		2	24.5251-0185.3 330701	L= 185
3.0 dCi (JK0J, JK0V)	130	11/02→					
3.5 V6 (JK00, JK0F, JK0P, JK0S, JK0W)	177	11/02→					
<b>RENAULT - ESPACE V (JR_) 02/15→</b>							
 <b>Bremssattel</b>							
1.6 dCi 130	96	06/15→	→	☐		24.6238-1707.7 220969	TRW - Halter + eFSB
1.6 dCi 160	118	06/15→					
1.6 TCe 200	147	02/15→	→	☐		24.6238-1708.7 220970	TRW - Halter + eFSB
<b>RENAULT - FLUENCE (L3_) 02/10→</b>							
 <b>Bremssattel</b>							
1.5 dCi	70	07/14→	←	☐		24.3541-9950.5 241029	ATE - Halter
1.5 dCi (L30A)	63	02/10→				24.3541-9951.5 241030	ATE - Halter
1.5 dCi (L30B)	78	02/10→	←	☐			
1.5 dCi (L30D, L30L, L306, L33F, L33L, L33M, L33V, L33W)	81	02/10→	→	☐; - eFSB		24.3347-1709.5 240846	TRW - Halter
1.5 dCi (L30S)	66	02/10→	→	☐; - eFSB		24.3347-1710.5 240847	TRW - Halter
1.6 16V	78	02/10→	→	☐		24.6234-1701.5 241211	TRW - Halter + eFSB
1.6 16V (L301, L30F, L30P, L30R)	81	02/10→	→	☐		24.6234-1702.5 241212	TRW - Halter + eFSB
1.6 16V (L304, L305, L30H)	82	02/10→					
1.6 dCi	96	07/14→					
1.6 LPG 16V	81	01/12→					
2.0 16V (L30C, L30G, L30T, L30V)	103	02/10→					
1.6	86	01/13→	←	☐		24.3541-9950.5 241029	ATE - Halter
			←	☐		24.3541-9951.5 241030	ATE - Halter
			→	☐; - eFSB		24.3347-1709.5 240846	TRW - Halter
			→	☐; - eFSB		24.3347-1710.5 240847	TRW - Halter
Z.E.	70	02/12→	←	☐		24.3541-9950.5 241029	ATE - Halter
			←	☐		24.3541-9951.5 241030	ATE - Halter
<b>Halter, Bremssattel</b>							
1.5 dCi	70	07/14→	←			11.8170-0002.1 260110	ATE
1.5 dCi (L30A)	63	02/10→					
1.5 dCi (L30B)	78	02/10→					
1.5 dCi (L30D, L30L, L306, L33F, L33L, L33M, L33V, L33W)	81	02/10→					
1.5 dCi (L30S)	66	02/10→					
1.6	86	01/13→					
1.6 16V	78	02/10→					
1.6 16V (L301, L30F, L30P, L30R)	81	02/10→					
1.6 16V (L304, L305, L30H)	82	02/10→					
1.6 dCi	96	07/14→					
1.6 LPG 16V	81	01/12→					
2.0 16V (L30C, L30G, L30T, L30V)	103	02/10→					
Z.E.	70	02/12→					
<b>Feder, Bremssattel</b>							
1.5 dCi	70	07/14→	←		2	11.8116-0356.1 390586	ATE
1.5 dCi (L30A)	63	02/10→					
1.5 dCi (L30B)	78	02/10→					
1.5 dCi (L30D, L30L, L306, L33F, L33L, L33M, L33V, L33W)	81	02/10→					
1.5 dCi (L30S)	66	02/10→					
1.6	86	01/13→					
1.6 16V	78	02/10→					
1.6 16V (L301, L30F, L30P, L30R)	81	02/10→					
1.6 16V (L304, L305, L30H)	82	02/10→					
1.6 dCi	96	07/14→					
1.6 LPG 16V	81	01/12→					
2.0 16V (L30C, L30G, L30T, L30V)	103	02/10→					
Z.E.	70	02/12→					





































	kw					! #			
<b>RENAULT - GRAND SCÉNIC II (JM0/1_) 04/04→06/09</b>									
<b> Bremssattel</b>									
1.5 dCi	76	06/06→11/08	➔	☐			24.3387-1721.5	240876	TRW - Halter
1.5 dCi (JM02, JM13)	74	04/04→11/08	➔	☐			24.3387-1722.5	240877	TRW - Halter
1.6	83	04/04→08/06							
1.9 dCi	85	05/05→01/09							
1.9 dCi (JM0G, JM12, JM1G, JM2C)	88	04/04→05/06							
1.9 dCi (JM14)	96	04/04→02/08							
1.9 dCi (JM15)	81	05/05→11/08							
1.5 dCi (JM1E)	78	05/05→01/09	➔	☐; 06/06→			24.3387-1721.5	240876	TRW - Halter
			➔	☐; 06/06→			24.3387-1722.5	240877	TRW - Halter
2.0	99	04/04→06/09	➔	☐; → 03/09			24.3387-1721.5	240876	TRW - Halter
2.0	120	04/04→06/09	➔	☐; → 03/09			24.3387-1722.5	240877	TRW - Halter
2.0 dCi (JM1K)	110	09/05→11/08	➔	☐; → 04/07			24.3387-1721.5	240876	TRW - Halter
			➔	☐; → 04/07			24.3387-1722.5	240877	TRW - Halter
			➔	☐; 05/07→			24.3387-1727.7	221005	TRW - Halter
			➔	☐; 05/07→			24.3387-1728.7	221006	TRW - Halter
<b>Feder, Bremssattel</b>									
1.5 dCi	76	06/06→11/08	➔			2	11.8116-0301.1	390610	ATE
1.5 dCi (JM02, JM13)	74	04/04→11/08	➔	10/05→		2	11.8116-0301.1	390610	ATE
1.6	83	04/04→08/06							
1.9 dCi	85	05/05→01/09							
1.9 dCi (JM0G, JM12, JM1G, JM2C)	88	04/04→05/06							
1.9 dCi (JM14)	96	04/04→02/08							
1.9 dCi (JM15)	81	05/05→11/08							
2.0 dCi (JM1K)	110	09/05→11/08							
1.5 dCi (JM1E)	78	05/05→01/09	➔	06/06→		2	11.8116-0301.1	390610	ATE
2.0	99	04/04→06/09	➔	10/05→ 03/09		2	11.8116-0301.1	390610	ATE
2.0	120	04/04→06/09							
<b>Führungshülzensatz, Bremssattel</b>									
1.5 dCi	76	06/06→11/08	➔				11.0101-5407.2	260011	ATE
1.5 dCi (JM02, JM13)	74	04/04→11/08	➔	→ 09/05			11.0101-5407.2	260011	ATE
1.6	83	04/04→08/06							
1.9 dCi	85	05/05→01/09	➔	10/05→			11.0101-5407.2	260011	ATE
1.9 dCi (JM0G, JM12, JM1G, JM2C)	88	04/04→05/06							
1.9 dCi (JM14)	96	04/04→02/08							
1.9 dCi (JM15)	81	05/05→11/08							
2.0 dCi (JM1K)	110	09/05→11/08							
1.5 dCi (JM1E)	78	05/05→01/09	➔	06/06→			11.0101-5407.2	260011	ATE
2.0	99	04/04→06/09	➔	→ 09/05			11.0101-5407.2	260011	ATE
			➔	10/05→ 03/09			11.0101-5407.2	260011	ATE
2.0	120	04/04→06/09	➔	10/05→ 03/09			11.0101-5407.2	260011	ATE
<b>Führungsbolzen, Bremssattel</b>									
1.5 dCi	76	06/06→11/08				2	11.8171-0008.1	990049	ATE
1.5 dCi (JM02, JM13)	74	04/04→11/08		10/05→		2	11.8171-0008.1	990049	ATE
1.6	83	04/04→08/06							
1.9 dCi	85	05/05→01/09		→ 09/05		2	11.8171-0008.1	990049	ATE
1.9 dCi (JM0G, JM12, JM1G, JM2C)	88	04/04→05/06							
1.9 dCi (JM14)	96	04/04→02/08							
1.9 dCi (JM15)	81	05/05→11/08							
2.0 dCi (JM1K)	110	09/05→11/08							
1.5 dCi (JM1E)	78	05/05→01/09		06/06→		2	11.8171-0008.1	990049	ATE
2.0	99	04/04→06/09		10/05→ 03/09		2	11.8171-0008.1	990049	ATE
				→ 09/05		2	11.8171-0008.1	990049	ATE
2.0	120	04/04→06/09		10/05→ 03/09		2	11.8171-0008.1	990049	ATE
<b> Bremsschlauch</b>									
1.5 dCi	76	06/06→11/08	➔			2	24.5155-0445.3	331057	L= 445
			➔			2	24.5229-0185.3	330397	L= 185
1.5 dCi (JM02, JM13)	74	04/04→11/08	➔	→ 09/05		2	24.5111-0429.3	331015	L= 429,6
1.6	83	04/04→08/06							
1.9 dCi	85	05/05→01/09	➔	10/05→		2	24.5155-0445.3	331057	L= 445
1.9 dCi (JM0G, JM12, JM1G, JM2C)	88	04/04→05/06	➔	09/05→		2	24.5229-0185.3	330397	L= 185
1.9 dCi (JM14)	96	04/04→02/08							
↓									

	kw			 	! #		
<b>RENAULT - GRAND SCÉNIC II (JM0/1_) 04/04→06/09</b>							
 <b>Bremsschlauch</b>							
1.9 dCi (JM15)	81	05/05→11/08	➔	→ 08/05	2	24.5251-0185.3 330701	L= 185
1.5 dCi (JM1E)	78	05/05→01/09	➔	06/06→	2	24.5155-0445.3 331057	L= 445
			➔	06/06→	2	24.5229-0185.3 330397	L= 185
2.0 2.0	99 120	04/04→06/09 04/04→06/09	➔	→ 09/05	2	24.5111-0429.3 331015	L= 429,6
			➔	10/05→ 03/09	2	24.5155-0445.3 331057	L= 445
			➔	09/05→ 03/09	2	24.5229-0185.3 330397	L= 185
			➔	→ 08/05	2	24.5251-0185.3 330701	L= 185
2.0 dCi (JM1K)	110	09/05→11/08	➔	→ 09/05	2	24.5111-0429.3 331015	L= 429,6
			➔	10/05→	2	24.5155-0445.3 331057	L= 445
			➔		2	24.5229-0185.3 330397	L= 185
<b>RENAULT - GRAND SCÉNIC III (JZ0/1_) 02/09→</b>							
 <b>Bremssattel</b>							
1.2 TCe	85	04/12→	➔	☐		24.3571-9775.5 241096	ATE - Halter
1.4 16V (JZ0F)	96	02/09→	➔	☐		24.3571-9776.5 241097	ATE - Halter
1.5 dCi	70	11/10→	➔	☐		24.6238-1707.7 220969	TRW - Halter + eFSB
1.5 dCi	78	02/09→	➔	☐		24.6238-1708.7 220970	TRW - Halter + eFSB
1.5 dCi	81	04/09→	➔	☐			
1.6 16V (JZ0U)	81	02/09→	➔	☐			
1.6 16V Bifuel	79	04/12→					
1.6 16V Bifuel	81	02/09→					
1.6 dCi (JZ00, JZ12)	96	04/11→					
1.6 E85	81	02/09→					
1.9 dCi	96	02/09→					
2.0 16V (JZ0G)	103	02/09→					
1.2 TCe (JZ16)	97	01/13→	➔	☐; 03/13→		24.3571-9775.5 241096	ATE - Halter
			➔	☐; 03/13→		24.3571-9776.5 241097	ATE - Halter
			➔	☐; 03/13→		24.6238-1707.7 220969	TRW - Halter + eFSB
			➔	☐; 03/13→		24.6238-1708.7 220970	TRW - Halter + eFSB
1.5 dCi	63	04/09→	➔	☐		24.3541-9950.5 241029	ATE - Halter
			➔	☐		24.3541-9951.5 241030	ATE - Halter
			➔	☐; - eFSB		24.3347-1709.5 240846	TRW - Halter
			➔	☐; - eFSB		24.3347-1710.5 240847	TRW - Halter
			➔	☐		24.6234-1701.5 241211	TRW - Halter + eFSB
			➔	☐		24.6234-1702.5 241212	TRW - Halter + eFSB
2.0 dCi (JZ0L) 2.0 dCi (JZ0Y)	118 110	04/09→ 02/09→	➔	☐		24.3601-9753.5 241058	ATE - Halter
			➔	☐		24.3601-9754.5 241059	ATE - Halter
			➔	☐		24.6238-1707.7 220969	TRW - Halter + eFSB
			➔	☐		24.6238-1708.7 220970	TRW - Halter + eFSB
<b>Halter, Bremssattel</b>							
1.5 dCi	63	04/09→	➔			11.8170-0002.1 260110	ATE
<b>Feder, Bremssattel</b>							
1.2 TCe	85	04/12→	➔		2	11.8116-0351.1 390538	ATE
1.4 16V (JZ0F)	96	02/09→					
1.5 dCi	70	11/10→					
1.5 dCi	78	02/09→					
1.5 dCi	81	04/09→					
1.6 16V (JZ0U)	81	02/09→					
1.6 16V Bifuel	79	04/12→					
1.6 16V Bifuel	81	02/09→					
1.6 dCi (JZ00, JZ12)	96	04/11→					
1.6 E85	81	02/09→					
1.9 dCi	96	02/09→					
2.0 16V (JZ0G)	103	02/09→					
2.0 dCi (JZ0L)	118	04/09→					
2.0 dCi (JZ0Y)	110	02/09→					
1.2 TCe (JZ16)	97	01/13→	➔	03/13→	2	11.8116-0351.1 390538	ATE
1.5 dCi	63	04/09→	➔		2	11.8116-0356.1 390586	ATE
<b>Führungshülzensatz, Bremssattel</b>							
1.2 TCe	85	04/12→	➔			11.0101-5704.2 260095	ATE
1.4 16V (JZ0F)	96	02/09→					
1.5 dCi	70	11/10→					
1.5 dCi	78	02/09→					









	kw					! #			
<b>RENAULT - GRAND SCÉNIC III (JZ0/1_) 02/09→</b>									
<b>Führungshülzensatz, Bremsattel</b>									
1.5 dCi	81	04/09→	←				11.0101-5704.2	260095	ATE
1.6 16V (JZ0U)	81	02/09→							
1.6 16V Bifuel	79	04/12→							
1.6 16V Bifuel	81	02/09→							
1.6 dCi (JZ00, JZ12)	96	04/11→							
1.6 E85	81	02/09→							
1.9 dCi	96	02/09→							
2.0 16V (JZ0G)	103	02/09→							
2.0 dCi (JZ0L)	118	04/09→							
2.0 dCi (JZ0Y)	110	02/09→							
1.2 TCe (JZ16)	97	01/13→	←	03/13→			11.0101-5704.2	260095	ATE
<b>Dichtungssatz, Bremsattel</b>									
2.0 dCi (JZ0L)	118	04/09→					11.0441-6008.2	250038	ATE für Kolben-Ø [mm]: 60
2.0 dCi (JZ0Y)	110	02/09→							
<b>Bremsschlauch</b>									
1.2 TCe	85	04/12→		☐	2	24.5201-0135.3	331399	L= 135	
1.4 16V (JZ0F)	96	02/09→	←		2	24.5111-0426.3	331347	L= 425	
1.5 dCi	63	04/09→							
1.5 dCi	70	11/10→							
1.5 dCi	78	02/09→							
1.5 dCi	81	04/09→							
1.6 16V (JZ0U)	81	02/09→							
1.6 16V Bifuel	79	04/12→							
1.6 16V Bifuel	81	02/09→							
1.6 dCi (JZ00, JZ12)	96	04/11→							
1.6 E85	81	02/09→							
1.9 dCi	96	02/09→							
2.0 16V (JZ0G)	103	02/09→							
2.0 dCi (JZ0L)	118	04/09→							
2.0 dCi (JZ0Y)	110	02/09→							
1.2 TCe (JZ16)	97	01/13→		☐; 03/13→	2	24.5201-0135.3	331399	L= 135	
			←	03/13→	2	24.5111-0426.3	331347	L= 425	
<b>RENAULT - KANGOO / GRAND KANGOO (KW0/1_) 02/08→</b>									
<b>Bremsattel</b>									
1.2 TCe 115 (KW02, KW14)	84	07/13→	←	☐; Felgenreöße [Zoll]: 14		24.3541-1849.5	240707	TRW - Halter	
1.5 dCi	78	02/08→	←	☐; Felgenreöße [Zoll]: 14		24.3541-1850.5	240708	TRW - Halter	
1.5 dCi 105 (KW0F)	76	02/08→	→	☐		24.3384-1773.5	240615	TRW - Halter	
1.5 dCi 110 (KW06, KW12)	81	03/13→	→	☐		24.3384-1774.5	240616	TRW - Halter	
1.5 dCi 110 (KW0C, KW0H)	80	09/10→							
1.5 dCi 70 (KW0V, KW0A)	50	02/08→							
1.5 dCi 75 (KW07, KW10, KW04)	55	11/12→							
1.5 dCi 85 (KW0K, KW0L, KW0B)	63	02/08→							
1.5 dCi 90 (KW05, KW08, KW0G, KW11)	66	06/08→							
1.6 (KW00, KW0Y, KW0E, KW0N, KW0P)	64	02/08→							
1.6 16V (KW03, KW09, KW0D, KW0U, KW0W, KW13)	78	02/08→							
1.6 16V FLEX (KW01)	78	02/08→							
1.5 dCi 115 (KW17)	85	03/19→	←	☐; Felgenreöße [Zoll]: 14		24.3541-1849.5	240707	TRW - Halter	
1.5 dCi 80 (KW15)	59	03/19→	←	☐; Felgenreöße [Zoll]: 14		24.3541-1850.5	240708	TRW - Halter	
1.5 dCi 90 (KW18)	67	08/17→	→	☐; Felgenreöße [Zoll]: 15 / 16		24.3384-1773.5	240615	TRW - Halter	
1.5 dCi 95 (KW16)	70	03/19→	→	☐; Felgenreöße [Zoll]: 15 / 16		24.3384-1774.5	240616	TRW - Halter	
1.6 16V LPG (KW0U)	78	12/08→	→	☐; Felgenreöße [Zoll]: 15 / 16					
<b>Bremsschlauch</b>									
1.2 TCe 115 (KW02, KW14)	84	07/13→	←		2	24.5111-0485.3	331370	L= 485	
1.5 dCi 110 (KW06, KW12)	81	03/13→	→	☐ / innen		24.5201-0180.3	331498	L= 180	
1.5 dCi 115 (KW17)	85	03/19→	→	☐ / innen		24.5239-0180.3	331464	L= 180	
1.5 dCi 75 (KW07, KW10, KW04)	55	11/12→							
1.5 dCi 80 (KW15)	59	03/19→							
1.5 dCi 90 (KW18)	67	08/17→							
1.5 dCi 95 (KW16)	70	03/19→							
1.5 dCi	78	02/08→	←		2	24.5111-0485.3	331370	L= 485	
1.5 dCi 105 (KW0F)	76	02/08→							

	kw			 	! #		
<b>RENAULT - KANGOO / GRAND KANGOO (KW0/1_) 02/08→</b>							
 <b>Bremsschlauch</b>							
1.5 dCi 70 (KW0V, KW0A)	50	02/08→	➔	☐ / innen; 04/11→		24.5201-0180.3 331498	L= 180
1.5 dCi 85 (KW0K, KW0L, KW0B)	63	02/08→	➔	☐ / innen; → 09/09		24.5239-0180.3 331464	L= 180
1.5 dCi 90 (KW05, KW08, KW0G, KW11)	66	06/08→	➔	☐ / innen; 04/11→		24.5239-0180.3 331464	L= 180
1.6 (KW00, KW0Y, KW0E, KW0N, KW0P)	64	02/08→	➔	☐ / innen; 10/09→ 03/11		24.5239-0180.3 331464	L= 180
1.6 16V (KW03, KW09, KW0D, KW0U, KW0W, KW13)	78	02/08→	➔	☐ / innen; 10/09→ 03/11		24.5279-0180.3 331465	L= 180
1.6 16V FLEX (KW01)	78	02/08→					
1.5 dCi 110 (KW0C, KW0H)	80	09/10→	➔		2	24.5111-0485.3 331370	L= 485
			➔	☐ / innen; 04/11→		24.5201-0180.3 331498	L= 180
			➔	☐ / innen; → 03/11		24.5239-0180.3 331464	L= 180
			➔	☐ / innen; 04/11→		24.5239-0180.3 331464	L= 180
			➔	☐ / innen; → 03/11		24.5279-0180.3 331465	L= 180
1.6 16V LPG (KW0U)	78	12/08→	➔		2	24.5111-0485.3 331370	L= 485
			➔	☐ / innen; 04/11→		24.5201-0180.3 331498	L= 180
			➔	☐ / innen		24.5239-0180.3 331464	L= 180
			➔	☐ / innen; 10/09→ 03/11		24.5279-0180.3 331465	L= 180
<b>RENAULT - KANGOO (KC0/1_) 08/97→</b>							
 <b>Bremssattel</b>							
1.2 (KC0A, KC0K, KC0F, KC01)	43	08/97→	➔	☐; 03/98→ 12/07		24.3541-1765.5 240235	BOS - Halter
1.4 (KC0C, KC0H, KC0B, KC0M)	55	08/97→	➔	☐; 03/98→ 12/07		24.3541-1766.5 240236	BOS - Halter
D 55 1.9 (KC0D)	40	08/97→					
D 65 1.9 (KC0E, KC02, KC0J, KC0N)	47	08/97→					
1.2 16V (KC05, KC06, KC03, KC0T, KC0W, KC1D)	55	06/01→	➔	☐; → 12/07		24.3541-1765.5 240235	BOS - Halter
1.5 dCi	42	07/03→	➔	☐; → 12/07		24.3541-1766.5 240236	BOS - Halter
1.5 dCi	45	04/05→06/10					
1.5 dCi	50	06/05→					
1.5 dCi	62	06/05→					
1.5 dCi (KC07)	48	12/01→					
1.5 dCi (KC08, KC09)	60	07/02→					
1.6 16V	70	06/01→					
1.6 16V bivalent	60	06/05→					
1.9 dTi (KC0U)	59	02/00→					
Elect'road RE	22	01/02→12/04	➔	☐		24.3541-1765.5 240235	BOS - Halter
			➔	☐		24.3541-1766.5 240236	BOS - Halter
 <b>Bremsschlauch</b>							
1.2 (KC0A, KC0K, KC0F, KC01)	43	08/97→	➔	03/98→ 12/07	2	24.5111-0336.3 330570	L= 335
1.4 (KC0C, KC0H, KC0B, KC0M)	55	08/97→	➔	☐; 03/98→ 12/07		24.5111-0336.3 330570	L= 335
D 55 1.9 (KC0D)	40	08/97→	➔	☐; 03/98→ 12/07		24.5229-0193.3 330571	L= 193
D 65 1.9 (KC0E, KC02, KC0J, KC0N)	47	08/97→					
1.2 16V (KC05, KC06, KC03, KC0T, KC0W, KC1D)	55	06/01→	➔	→ 12/07	2	24.5111-0336.3 330570	L= 335
1.5 dCi	45	04/05→06/10	➔	☐; → 12/07		24.5111-0336.3 330570	L= 335
1.5 dCi	50	06/05→	➔	☐; → 12/07		24.5229-0193.3 330571	L= 193
1.5 dCi (KC07)	48	12/01→					
1.5 dCi (KC08, KC09)	60	07/02→					
1.6 16V	70	06/01→					
1.6 16V 4x4 (KC0P, KC0S, KC0L)	70	10/01→					
1.6 16V bivalent	60	06/05→					
1.9 dCi 4x4 (KC0V)	59	10/01→					
1.9 dTi (KC0U)	59	02/00→					
1.5 dCi	42	07/03→	➔	→ 12/07	2	24.5111-0336.3 330570	L= 335
1.5 dCi	62	06/05→					
1.9 dCi 4x4	62	10/03→	➔	→ 12/07	2	24.5111-0336.3 330570	L= 335
			➔	☐; → 12/07; - ABS		24.5111-0336.3 330570	L= 335
			➔	☐; → 12/07; - ABS		24.5229-0193.3 330571	L= 193
Elect'road RE	22	01/02→12/04	➔		2	24.5111-0336.3 330570	L= 335











	kw			 	! #		
<b>RENAULT - KANGOO BE BOP (KW0/1_) 02/09→</b>							
 <b>Bremssattel</b>							
1.5 dCi	80	06/09→	←	☐; Felgenreöße [Zoll]: 14; → 12/10		24.3541-1849.5 240707	TRW - Halter
1.5 dCi (KW0F)	76	02/09→	←	☐; Felgenreöße [Zoll]: 14; → 12/10		24.3541-1850.5 240708	TRW - Halter
1.5 dCi (KW0G)	66	06/09→	←	☐; Felgenreöße [Zoll]: 14; → 12/10		24.3541-1850.5 240708	TRW - Halter
1.5 dCi 75	55	09/10→	→	☐; Felgenreöße [Zoll]: 15 / 16; → 12/10		24.3384-1773.5 240615	TRW - Halter
1.6 (KW0D)	78	02/09→	→	☐; Felgenreöße [Zoll]: 15 / 16; → 12/10		24.3384-1774.5 240616	TRW - Halter
 <b>Bremsschlauch</b>							
1.5 dCi	80	06/09→	←	→ 12/10	2	24.5111-0485.3 331370	L= 485
1.5 dCi (KW0F)	76	02/09→	→	☐ / innen; 10/09→ 12/10		24.5239-0180.3 331464	L= 180
1.5 dCi (KW0G)	66	06/09→	→	☐ / innen; → 09/09		24.5239-0180.3 331464	L= 180
1.6 (KW0D)	78	02/09→	→	☐ / innen; 10/09→ 12/10		24.5279-0180.3 331465	L= 180
1.5 dCi 75	55	09/10→	←	→ 12/10	2	24.5111-0485.3 331370	L= 485
			→	☐ / innen; → 12/10		24.5239-0180.3 331464	L= 180
			→	☐ / innen; → 12/10		24.5279-0180.3 331465	L= 180
<b>RENAULT - KANGOO Rapid (FC0/1_) 08/97→</b>							
 <b>Bremssattel</b>							
1.2 (FC01, FC0A, FC0F)	43	08/97→	←	☐; 03/98→ 12/07		24.3541-1765.5 240235	BOS - Halter
1.4 (FC0C, FC0B, FC0H, FC0M)	55	08/97→06/08	←	☐; 03/98→ 12/07		24.3541-1766.5 240236	BOS - Halter
D 55 1.9 (FC0D)	40	08/97→					
D 65 1.9 (FC0E, FC02, FC0J, FC0N)	47	08/97→					
1.2 (FC1A)	44	07/98→07/01	←	☐		24.3541-1765.5 240235	BOS - Halter
1.9 D (FC0J)	48	09/99→06/03	←	☐		24.3541-1766.5 240236	BOS - Halter
1.2 16V (FC05, FC0W, FC1D, FC1P, FC1K, FC0T)	55	10/01→	←	☐; → 12/07		24.3541-1765.5 240235	BOS - Halter
1.5 dCi	45	10/05→	←	☐; → 12/07		24.3541-1766.5 240236	BOS - Halter
1.5 dCi (FC07, FC1R)	48	12/01→					
1.5 dCi (FC08, FC09)	60	04/03→					
1.5 dCi (FC1G)	62	06/05→					
1.5 dCi (FC1R)	42	12/02→					
1.6 16V	70	10/01→					
1.6 16V bivalent	60	06/05→					
1.9 dTi (FC0U)	59	02/00→					
1.5 dCi (FC1E)	50	06/05→	←	☐; → 12/07		24.3541-1765.5 240235	BOS - Halter
			←	☐; → 12/07		24.3541-1766.5 240236	BOS - Halter
			→	☐		24.3384-1773.5 240615	TRW - Halter
			→	☐		24.3384-1774.5 240616	TRW - Halter
 <b>Bremsschlauch</b>							
1.2 (FC01, FC0A, FC0F)	43	08/97→	←	03/98→ 12/07	2	24.5111-0336.3 330570	L= 335
1.4 (FC0C, FC0B, FC0H, FC0M)	55	08/97→06/08	→	☐; 03/98→ 12/07		24.5111-0336.3 330570	L= 335
D 55 1.9 (FC0D)	40	08/97→	→	☐; 03/98→ 12/07		24.5229-0193.3 330571	L= 193
D 65 1.9 (FC0E, FC02, FC0J, FC0N)	47	08/97→	→	☐; 03/98→ 12/07		24.5229-0193.3 330571	L= 193
1.2 (FC1A)	44	07/98→07/01	←		2	24.5111-0336.3 330570	L= 335
1.9 D (FC0J)	48	09/99→06/03	→	☐		24.5111-0336.3 330570	L= 335
			→	☐		24.5229-0193.3 330571	L= 193
1.2 16V (FC05, FC0W, FC1D, FC1P, FC1K, FC0T)	55	10/01→	←	→ 12/07	2	24.5111-0336.3 330570	L= 335
1.5 dCi	45	10/05→	→	☐; → 12/07		24.5111-0336.3 330570	L= 335
1.5 dCi (FC07, FC1R)	48	12/01→	→	☐; → 12/07		24.5229-0193.3 330571	L= 193
1.5 dCi (FC08, FC09)	60	04/03→					
1.5 dCi (FC1E)	50	06/05→					
1.5 dCi (FC1G)	62	06/05→					
1.5 dCi (FC1R)	42	12/02→					
1.6 16V	70	10/01→					
1.6 16V 4x4 (FC0L, FC0P, FC0S)	70	10/01→					
1.6 16V bivalent	60	06/05→					
1.9 dCi 4x4 (FC0V)	59	10/01→					
1.9 dCi 4x4 (FC0V)	62	07/03→					
1.9 dTi (FC0U)	59	02/00→					










	kw			 	! #		
<b>RENAULT - KANGOO Rapid (FW0/1_) 02/08→</b>							
 <b>Bremssattel</b>							
1.2 TCe 115 (FW02, FW14)	84	07/13→	←	☐; Felgenreöße [Zoll]: 14; V		24.3541-1849.5 240707	TRW - Halter
1.5 dCi 105 (FW0F)	76	02/08→	←	☐; Felgenreöße [Zoll]: 14; V		24.3541-1850.5 240708	TRW - Halter
1.5 dCi 110 (FW06, FW12)	81	09/13→	→	☐; Felgenreöße [Zoll]: 15 / 16		24.3384-1773.5 240615	TRW - Halter
1.5 dCi 110 (FW0C, FW0H)	80	09/10→	→	☐; Felgenreöße [Zoll]: 15 / 16		24.3384-1774.5 240616	TRW - Halter
1.5 dCi 70 (FW0A, KW0V)	50	02/08→					
1.5 dCi 75 (FW07, FW10, FW04)	55	09/10→					
1.5 dCi 85 (FW0K, FW0L, FW0B)	63	02/08→					
1.5 dCi 90 (FW0G, FW05, FW08, FW11)	66	06/09→					
1.6 (FW00, FW0E, FW0N, FW0P, FW0Y)	64	02/08→					
1.6 16V (FW03, FW09, FW0D, FW0U, FW0W, FW13)	78	02/08→					
1.6 16V FLEX (FW01)	78	02/08→					
1.6 16V LPG (FW03, FW09, FW0W)	78	02/08→					
Z.E. (FW0Z, FW1Z)	44	10/11→					
1.5 dCi 115 (FW17)	85	10/19→	←	☐; Felgenreöße [Zoll]: 14		24.3541-1849.5 240707	TRW - Halter
1.5 dCi 80 (FW15)	59	10/19→	←	☐; Felgenreöße [Zoll]: 14		24.3541-1850.5 240708	TRW - Halter
1.5 dCi 90 (FW18)	67	08/17→	→	☐; Felgenreöße [Zoll]: 15 / 16		24.3384-1773.5 240615	TRW - Halter
1.5 dCi 95 (FW16)	70	10/19→	→	☐; Felgenreöße [Zoll]: 15 / 16		24.3384-1774.5 240616	TRW - Halter
 <b>Bremsschlauch</b>							
1.2 TCe 115 (FW02, FW14)	84	07/13→	←		2	24.5111-0485.3 331370	L= 485
1.5 dCi 110 (FW06, FW12)	81	09/13→	→	☐ / innen		24.5201-0180.3 331498	L= 180
1.5 dCi 115 (FW17)	85	10/19→	→	☐ / innen		24.5239-0180.3 331464	L= 180
1.5 dCi 80 (FW15)	59	10/19→					
1.5 dCi 90 (FW18)	67	08/17→					
1.5 dCi 95 (FW16)	70	10/19→					
Z.E. (FW0Z, FW1Z)	44	10/11→					
1.5 dCi 105 (FW0F)	76	02/08→	←		2	24.5111-0485.3 331370	L= 485
1.5 dCi 70 (FW0A, KW0V)	50	02/08→	→	☐ / innen; 04/11→		24.5201-0180.3 331498	L= 180
1.5 dCi 85 (FW0K, FW0L, FW0B)	63	02/08→	→	☐ / innen; → 09/09		24.5239-0180.3 331464	L= 180
1.5 dCi 90 (FW0G, FW05, FW08, FW11)	66	06/09→	→	☐ / innen; 04/11→		24.5239-0180.3 331464	L= 180
1.6 (FW00, FW0E, FW0N, FW0P, FW0Y)	64	02/08→	→	☐ / innen; 10/09→ 03/11		24.5239-0180.3 331464	L= 180
1.6 16V (FW03, FW09, FW0D, FW0U, FW0W, FW13)	78	02/08→	→	☐ / innen; 10/09→ 03/11		24.5279-0180.3 331465	L= 180
1.6 16V FLEX (FW01)	78	02/08→					
1.6 16V LPG (FW03, FW09, FW0W)	78	02/08→					
1.5 dCi 110 (FW0C, FW0H)	80	09/10→	←		2	24.5111-0485.3 331370	L= 485
1.5 dCi 75 (FW07, FW10, FW04)	55	09/10→	→	☐ / innen; 04/11→		24.5201-0180.3 331498	L= 180
			→	☐ / innen; 04/11→		24.5239-0180.3 331464	L= 180
			→	☐ / innen; → 03/11		24.5239-0180.3 331464	L= 180
			→	☐ / innen; → 03/11		24.5279-0180.3 331465	L= 180
<b>RENAULT - KOLEOS I (HY_) 09/08→</b>							
 <b>Bremsschlauch</b>							
2.0 dCi (HY0K)	110	09/08→		☐; 01/10→	2	24.5201-0190.3 331574	L= 190
2.0 dCi 4x4 (HY0B)	127	09/08→					
2.0 dCi 4x4 (HY0K)	110	09/08→					
2.5 (HY0C, HY0N)	126	09/08→					
2.5 4x4 (HY0C, HY0N)	126	09/08→					
<b>RENAULT - LAGUNA I (B56_, 556_) 11/93→08/02</b>							
 <b>Bremssattel</b>							
1.6 16V (B568, B561)	79	11/97→03/01	←	☐; → 02/01		24.3541-1749.5 240427	TRW - Halter
1.8 16V (B563, B564)	88	04/98→03/01	←	☐; → 02/01		24.3541-1750.5 240428	TRW - Halter
1.9 dCi (B56W)	79	09/99→03/01					
1.9 dTi (B56J)	72	10/97→03/01					
2.0	80	03/99→03/01					
↓							



















	kw			 	! #			
<b>RENAULT - LAGUNA I (B56_, 556_) 11/93→08/02</b>								
 <b>Bremssattel</b>								
1.8	69	06/95→02/01	←	☐		24.3541-1741.5	240215	TRW - Halter
1.8	70	06/95→06/98	←	☐		24.3541-1742.5	240216	TRW - Halter
			→	☐; → 06/95; + ABS		24.3364-1709.5	240828	TRW - Halter
			→	☐; → 06/95; + ABS		24.3364-1710.5	240829	TRW - Halter
1.8 (B56A/B)	66	11/93→03/01	←	☐; 10/94→ 02/01		24.3541-1741.5	240215	TRW - Halter
			←	☐; 10/94→ 02/01		24.3541-1742.5	240216	TRW - Halter
			→	☐; → 02/01; + ABS		24.3364-1709.5	240828	TRW - Halter
			→	☐; → 02/01; + ABS		24.3364-1710.5	240829	TRW - Halter
1.8 (B56S/T/O)	66	08/95→03/01	←	☐; → 04/98		24.3541-1741.5	240215	TRW - Halter
			←	☐; → 04/98		24.3541-1742.5	240216	TRW - Halter
			←	☐; 05/98→ 02/01		24.3541-1749.5	240427	TRW - Halter
			←	☐; 05/98→ 02/01		24.3541-1750.5	240428	TRW - Halter
			→	☐; → 02/01; + ABS		24.3364-1709.5	240828	TRW - Halter
			→	☐; → 02/01; + ABS		24.3364-1710.5	240829	TRW - Halter
1.8 (B56Z)	69	08/95→03/01	←	☐		24.3541-1741.5	240215	TRW - Halter
			←	☐		24.3541-1742.5	240216	TRW - Halter
			→	☐; + ABS		24.3364-1709.5	240828	TRW - Halter
			→	☐; + ABS		24.3364-1710.5	240829	TRW - Halter
2.0	84	06/95→02/01	←	☐; → 04/98		24.3541-1741.5	240215	TRW - Halter
			←	☐; → 04/98		24.3541-1742.5	240216	TRW - Halter
			←	☐; 05/98→		24.3541-1749.5	240427	TRW - Halter
			←	☐; 05/98→		24.3541-1750.5	240428	TRW - Halter
2.0 (556A)	102	09/99→02/01	←	☐		24.3541-1749.5	240427	TRW - Halter
			←	☐		24.3541-1750.5	240428	TRW - Halter
			→	☐		24.3364-1709.5	240828	TRW - Halter
			→	☐		24.3364-1710.5	240829	TRW - Halter
2.0 (B56C/H/N)	83	11/93→03/01	←	☐; → 02/01		24.3541-1741.5	240215	TRW - Halter
			←	☐; → 02/01		24.3541-1742.5	240216	TRW - Halter
			→	☐; → 02/01; Baccara		24.3364-1709.5	240828	TRW - Halter
			→	☐; → 06/95; + ABS; nicht für Ausstattungsvariante: Baccara		24.3364-1709.5	240828	TRW - Halter
			→	☐; → 02/01; Baccara		24.3364-1710.5	240829	TRW - Halter
			→	☐; → 06/95; + ABS; nicht für Ausstattungsvariante: Baccara		24.3364-1710.5	240829	TRW - Halter
2.0 16V (B56D/M)	102	06/95→03/01	←	☐; 11/98→ 02/01		24.3541-1749.5	240427	TRW - Halter
			←	☐; 09/99→ 02/01		24.3541-1749.5	240427	TRW - Halter
			←	☐; 11/98→ 02/01		24.3541-1750.5	240428	TRW - Halter
			←	☐; 09/99→ 02/01		24.3541-1750.5	240428	TRW - Halter
			←	☐; → 10/98		24.3601-1707.5	240229	TRW - Halter
			←	☐; → 10/98		24.3601-1708.5	240230	TRW - Halter
			→	☐; → 02/01		24.3364-1709.5	240828	TRW - Halter
			→	☐; 09/99→ 02/01		24.3364-1709.5	240828	TRW - Halter
			→	☐; 09/99→ 02/01		24.3364-1710.5	240829	TRW - Halter
			→	☐; → 02/01		24.3364-1710.5	240829	TRW - Halter
2.2 D (B56F/2)	61	11/93→03/01	←	☐; → 02/01		24.3541-1741.5	240215	TRW - Halter
			←	☐; → 02/01		24.3541-1742.5	240216	TRW - Halter
			→	☐; → 06/95; + ABS		24.3364-1709.5	240828	TRW - Halter
			→	☐; → 06/95; + ABS		24.3364-1710.5	240829	TRW - Halter
2.2 dT (B569)	83	03/96→03/01	←	☐; → 02/01		24.3601-1707.5	240229	TRW - Halter
			←	☐; → 02/01		24.3601-1708.5	240230	TRW - Halter
			→	☐; → 12/97; - ABS		24.3364-1709.5	240828	TRW - Halter
			→	☐; → 01/97; + ABS		24.3364-1709.5	240828	TRW - Halter
			→	☐; → 12/97; - ABS		24.3364-1710.5	240829	TRW - Halter
↓								










	kw			 	! #		
<b>RENAULT - LAGUNA I (B56_, 556_) 11/93→08/02</b>							
 <b>Bremssattel</b>							
2.2 dT (B569)	83	03/96→03/01	➡	☐; → 01/97; + ABS		24.3364-1710.5 240829	TRW - Halter
3.0 (B56E/R, B565)	123	11/93→03/01	⬅	☐; → 02/01		24.3601-1707.5 240229	TRW - Halter
			⬅	☐; → 02/01		24.3601-1708.5 240230	TRW - Halter
			➡	☐; → 01/97		24.3364-1709.5 240828	TRW - Halter
			➡	☐; → 01/97		24.3364-1710.5 240829	TRW - Halter
3.0 24V (B56V)	140	03/97→03/01	⬅	☐; → 02/01		24.3601-1707.5 240229	TRW - Halter
			⬅	☐; → 02/01		24.3601-1708.5 240230	TRW - Halter
 <b>Bremsschlauch</b>							
1.6 16V (B568, B561)	79	11/97→03/01	⬅	→ 02/01	2	24.5111-0445.3 330504	L= 445
1.9 dCi (B56W)	79	09/99→03/01					
1.9 dTi (B56J)	72	10/97→03/01	➡	☐; → 02/01	2	24.5229-0285.3 330032	L= 285
2.0	80	03/99→03/01					
1.8	69	06/95→02/01	⬅		2	24.5111-0445.3 330504	L= 445
			➡	+ ABS	2	24.5111-0150.3 330497	L= 150
			➡	☐	2	24.5229-0285.3 330032	L= 285
1.8 (B56A/B)	66	11/93→03/01	⬅	→ 02/01	2	24.5111-0445.3 330504	L= 445
			➡	→ 02/99; + ABS	2	24.5111-0150.3 330497	L= 150
			➡	☐; → 02/01; - ABS	2	24.5229-0285.3 330032	L= 285
1.8 (B56S/T/0)	66	08/95→03/01	⬅	→ 02/01	2	24.5111-0445.3 330504	L= 445
			➡	→ 02/01; + ABS	2	24.5111-0150.3 330497	L= 150
			➡	☐; → 02/01; - ABS	2	24.5229-0285.3 330032	L= 285
2.2 D (B56F/2)	61	11/93→03/01	⬅	→ 02/01	2	24.5111-0445.3 330504	L= 445
			➡	→ 02/01; + ABS	2	24.5111-0150.3 330497	L= 150
			➡	☐; → 02/01; - ABS	2	24.5229-0285.3 330032	L= 285
1.8 (B56Z)	69	08/95→03/01	⬅	→ 02/01	2	24.5111-0445.3 330504	L= 445
			➡	→ 02/01; + ABS	2	24.5111-0150.3 330497	L= 150
			➡	☐; → 02/01	2	24.5229-0285.3 330032	L= 285
1.8 16V (B563, B564)	88	04/98→03/01	⬅	→ 02/01	2	24.5111-0445.3 330504	L= 445
			➡	→ 02/01; Initiale	2	24.5111-0150.3 330497	L= 150
			➡	☐; → 02/01; nicht für Ausstattungsvariante: Initiale	2	24.5229-0285.3 330032	L= 285
2.0	84	06/95→02/01	⬅		2	24.5111-0445.3 330504	L= 445
			➡		2	24.5111-0150.3 330497	L= 150
			➡	☐; 03/99→	2	24.5229-0285.3 330032	L= 285
2.0 (B56C/H/N)	83	11/93→03/01	➡	→ 02/99; Baccara	2	24.5111-0150.3 330497	L= 150
			➡	→ 02/01; + ABS; nicht für Ausstattungsvariante: Baccara	2	24.5111-0150.3 330497	L= 150
			➡	☐; → 02/01; - ABS	2	24.5229-0285.3 330032	L= 285
2.0 16V (B56D/M)	102	06/95→03/01	⬅	→ 02/01	2	24.5111-0445.3 330504	L= 445
			➡	→ 02/01	2	24.5111-0150.3 330497	L= 150
			➡	☐; → 02/01	2	24.5229-0285.3 330032	L= 285
3.0 (B56E/R, B565)	123	11/93→03/01	⬅	→ 02/01	2	24.5111-0445.3 330504	L= 445
			➡	→ 02/01	2	24.5111-0150.3 330497	L= 150
			➡	☐; → 02/01	2	24.5229-0285.3 330032	L= 285
2.2 dT (B569)	83	03/96→03/01	⬅	→ 02/01	2	24.5111-0445.3 330504	L= 445
			➡	→ 02/99	2	24.5111-0150.3 330497	L= 150
			➡	☐; → 02/01	2	24.5229-0285.3 330032	L= 285
3.0 24V (B56V)	140	03/97→03/01	⬅	→ 02/01	2	24.5111-0445.3 330504	L= 445
			➡	→ 02/99	2	24.5111-0150.3 330497	L= 150
			➡	☐; → 02/01	2	24.5229-0285.3 330032	L= 285
<b>RENAULT - LAGUNA I Grandtour (K56_) 09/95→08/02</b>							
 <b>Bremssattel</b>							
1.6 16V (K568)	79	11/97→03/01	⬅	☐; → 02/01		24.3541-1749.5 240427	TRW - Halter
1.9 dCi (K56W)	79	09/99→03/01					
1.9 dTi (K56J)	72	10/97→03/01	⬅	☐; → 02/01		24.3541-1750.5 240428	TRW - Halter
1.8 (K56S/T/0)	66	09/95→03/01	⬅	☐; → 02/01		24.3541-1741.5 240215	TRW - Halter
			⬅	☐; → 04/98		24.3541-1741.5 240215	TRW - Halter
			⬅	☐; → 04/98		24.3541-1742.5 240216	TRW - Halter
			⬅	☐; → 02/01		24.3541-1742.5 240216	TRW - Halter
			⬅	☐; 05/98→ 02/01		24.3541-1749.5 240427	TRW - Halter
			⬅	☐; 05/98→ 02/01		24.3541-1750.5 240428	TRW - Halter
			➡	☐; → 05/96; + ABS		24.3364-1709.5 240828	TRW - Halter
			➡	☐; → 05/96; + ABS		24.3364-1710.5 240829	TRW - Halter
1.8 (K56Z)	69	09/95→03/01	⬅	☐; → 02/01		24.3541-1741.5 240215	TRW - Halter
2.2 D (K56F/2, S56F)	61	09/95→03/01					

	kW			 	! #			
<b>RENAULT - LAGUNA I Grandtour (K56_) 09/95→08/02</b>								
<b> Bremssattel</b>								
1.8 (K56Z)	69	09/95→03/01	←	☐; → 02/01		24.3541-1742.5	240216	TRW - Halter
2.2 D (K56F/2, S56F)	61	09/95→03/01	→	☐; → 05/96; + ABS		24.3364-1709.5	240828	TRW - Halter
			→	☐; → 05/96; + ABS		24.3364-1710.5	240829	TRW - Halter
1.8 16V (K563, K564)	88	04/98→03/01	←	☐; 05/99→ 02/01		24.3541-1749.5	240427	TRW - Halter
			←	☐; 02/99→ 02/01		24.3541-1749.5	240427	TRW - Halter
			←	☐; → 02/01		24.3541-1749.5	240427	TRW - Halter
			←	☐; 02/99→ 02/01		24.3541-1750.5	240428	TRW - Halter
			←	☐; 05/99→ 02/01		24.3541-1750.5	240428	TRW - Halter
			←	☐; → 02/01		24.3541-1750.5	240428	TRW - Halter
2.0	84	10/98→01/01	←	☐		24.3541-1741.5	240215	TRW - Halter
			←	☐		24.3541-1742.5	240216	TRW - Halter
			→	☐; + ABS		24.3364-1709.5	240828	TRW - Halter
			→	☐; + ABS		24.3364-1710.5	240829	TRW - Halter
2.0 (K56C/H)	83	09/95→03/01	←	☐; 11/95→ 04/98		24.3541-1741.5	240215	TRW - Halter
			←	☐; → 02/01		24.3541-1741.5	240215	TRW - Halter
			←	☐; 11/95→ 04/98		24.3541-1742.5	240216	TRW - Halter
			←	☐; → 02/01		24.3541-1742.5	240216	TRW - Halter
			←	☐; 05/98→ 02/01		24.3541-1749.5	240427	TRW - Halter
			←	☐; 05/98→ 02/01		24.3541-1750.5	240428	TRW - Halter
			→	☐; → 05/96; + ABS		24.3364-1709.5	240828	TRW - Halter
			→	☐; 11/95→ 05/96; + ABS		24.3364-1709.5	240828	TRW - Halter
			→	☐; → 05/96; + ABS		24.3364-1710.5	240829	TRW - Halter
			→	☐; 11/95→ 05/96; + ABS		24.3364-1710.5	240829	TRW - Halter
2.0 16V (K56D/M)	102	09/95→03/01	←	☐; → 02/01		24.3601-1707.5	240229	TRW - Halter
			←	☐; 09/99→ 02/01		24.3601-1707.5	240229	TRW - Halter
			←	☐; 09/99→ 02/01		24.3601-1708.5	240230	TRW - Halter
			←	☐; → 02/01		24.3601-1708.5	240230	TRW - Halter
			→	☐; → 02/01		24.3364-1709.5	240828	TRW - Halter
			→	☐; → 01/97		24.3364-1709.5	240828	TRW - Halter
			→	☐; → 02/01		24.3364-1710.5	240829	TRW - Halter
			→	☐; → 01/97		24.3364-1710.5	240829	TRW - Halter
2.2 dT (K569)	83	03/96→03/01	←	☐; → 02/01		24.3601-1707.5	240229	TRW - Halter
			←	☐; → 02/01		24.3601-1708.5	240230	TRW - Halter
			→	☐; → 01/97		24.3364-1709.5	240828	TRW - Halter
			→	☐; → 01/97		24.3364-1710.5	240829	TRW - Halter
3.0 (K56R, K565)	123	02/96→03/01	←	☐; → 02/01		24.3601-1707.5	240229	TRW - Halter
			←	☐; → 02/01		24.3601-1708.5	240230	TRW - Halter
			→	☐; 03/96→ 02/01		24.3364-1709.5	240828	TRW - Halter
			→	☐; → 02/01		24.3364-1709.5	240828	TRW - Halter
			→	☐; 03/96→ 02/01		24.3364-1710.5	240829	TRW - Halter
			→	☐; → 02/01		24.3364-1710.5	240829	TRW - Halter
3.0 24V (K56V)	140	03/97→03/01	←	☐; → 02/01		24.3601-1707.5	240229	TRW - Halter
			←	☐; → 02/01		24.3601-1708.5	240230	TRW - Halter
<b> Bremsschlauch</b>								
1.6 16V (K568)	79	11/97→03/01	←	→ 02/01	2	24.5111-0445.3	330504	L= 445
1.8 16V (K563, K564)	88	04/98→03/01						
1.9 dCi (K56W)	79	09/99→03/01	→	☐; → 02/01	2	24.5229-0285.3	330032	L= 285
1.9 dTi (K56J)	72	10/97→03/01						
1.8 (K56S/T/0)	66	09/95→03/01	←	→ 02/01	2	24.5111-0445.3	330504	L= 445
1.8 (K56Z)	69	09/95→03/01						
2.0 (K56C/H)	83	09/95→03/01	→	→ 02/01; + ABS	2	24.5111-0150.3	330497	L= 150
2.2 D (K56F/2, S56F)	61	09/95→03/01	→	☐; → 02/01	2	24.5229-0285.3	330032	L= 285
2.0	84	10/98→01/01	←		2	24.5111-0445.3	330504	L= 445
			→	+ ABS	2	24.5111-0150.3	330497	L= 150
↓								

	kw			 	! #		
<b>RENAULT - LAGUNA I Grandtour (K56_) 09/95→08/02</b>							
 <b>Bremsschlauch</b>							
2.0	84	10/98→01/01	➡	☐	2	24.5229-0285.3 330032	L= 285
2.0 16V (K56D/M)	102	09/95→03/01	➡	→ 02/01	2	24.5111-0445.3 330504	L= 445
			➡	→ 02/99	2	24.5111-0150.3 330497	L= 150
			➡	→ 02/01	2	24.5111-0150.3 330497	L= 150
			➡	☐; → 02/01	2	24.5229-0285.3 330032	L= 285
2.2 dT (K569) 3.0 24V (K56V)	83 140	03/96→03/01 03/97→03/01	➡	→ 02/01	2	24.5111-0445.3 330504	L= 445
			➡	→ 02/99	2	24.5111-0150.3 330497	L= 150
			➡	☐; → 02/01	2	24.5229-0285.3 330032	L= 285
3.0 (K56R, K565)	123	02/96→03/01	➡	→ 02/01	2	24.5111-0445.3 330504	L= 445
			➡	→ 02/01	2	24.5111-0150.3 330497	L= 150
			➡	☐; → 02/01	2	24.5229-0285.3 330032	L= 285
<b>RENAULT - LAGUNA II (BG0/1_) 03/01→12/07</b>							
 <b>Bremssattel</b>							
1.6 16V (BG0A, BG0L)	79	03/01→05/05	➡	☐; für Bremsscheibendurchmesser [mm]: 300		24.3571-9841.5 240501	ATE - Halter
1.8 16V (BG04, BG0B, BG0C, BG0V)	86	03/01→05/05	➡	☐; für Bremsscheibendurchmesser [mm]: 300		24.3571-9842.5 240502	ATE - Halter
1.8 16V (BG0B, BG0C, BG0J, BG0M, BG0V)	89	03/01→05/05	➡	☐; für Bremsscheibendurchmesser [mm]: 300		24.3571-9842.5 240502	ATE - Halter
1.9 dCi (BG05)	68	03/04→05/05	➡	☐		24.3387-7001.5 241005	ATE - Halter
1.9 dCi (BG0E)	77	06/01→05/05	➡	☐		24.3387-7002.5 241006	ATE - Halter
1.9 dCi (BG0R)	74	10/01→05/05	➡	☐		24.3387-7002.5 241006	ATE - Halter
2.0 16V (BG00, BG0W, BG0K, BG0P)	98	08/02→12/06	➡	☐		24.3387-7002.5 241006	ATE - Halter
1.6 16V (BG1G, BG1H)	82	02/05→08/07	➡	☐; → 06/07; für Bremsscheibendurchmesser [mm]: 300		24.3571-9841.5 240501	ATE - Halter
1.8 16V (BG06, BG0J, BG0M)	85	03/01→12/07	➡	☐; → 06/07; für Bremsscheibendurchmesser [mm]: 300		24.3571-9842.5 240502	ATE - Halter
1.8 16V (BG0B, BG0M)	88	03/01→09/07	➡	☐; → 06/07; für Bremsscheibendurchmesser [mm]: 300		24.3571-9842.5 240502	ATE - Halter
1.9 dCi	79	03/01→09/07	➡	☐; → 06/07; für Bremsscheibendurchmesser [mm]: 300		24.3571-9842.5 240502	ATE - Halter
1.9 dCi	92	09/05→12/07	➡	☐; → 06/07		24.3387-7001.5 241005	ATE - Halter
1.9 dCi (BG08, BG0G)	88	03/01→09/07	➡	☐; → 06/07		24.3387-7001.5 241005	ATE - Halter
1.9 dCi (BG12)	85	09/05→12/07	➡	☐; → 06/07		24.3387-7002.5 241006	ATE - Halter
1.9 dCi (BG1A, BG1V)	96	05/05→08/07	➡	☐; → 06/07		24.3387-7002.5 241006	ATE - Halter
1.9 dCi (BG1A, BG1W)	81	01/05→08/07	➡	☐; → 06/07		24.3387-7002.5 241006	ATE - Halter
2.0 16V (BG00, BG0K, BG0P, BG0W)	99	08/02→12/07	➡	☐		24.3387-7002.5 241006	ATE - Halter
2.0 16V IDE (BG0N)	103	04/01→09/07	➡	☐		24.3387-7002.5 241006	ATE - Halter
2.0 16V (BG03, BG0Z, BG0T, BG1Y)	125	01/05→09/07	➡	☐; → 06/07		24.3601-9787.5 240505	ATE - Halter
2.0 16V (BG1Y)	150	01/05→09/07	➡	☐; → 06/07		24.3601-9788.5 240506	ATE - Halter
2.0 dCi (BG14, BG1S)	127	01/06→08/07	➡	☐; → 06/07		24.3387-7001.5 241005	ATE - Halter
3.0 V6 24V (BG01, BG02, BG0D, BG0Y)	152	03/01→08/07	➡	☐; → 06/07		24.3387-7002.5 241006	ATE - Halter
2.0 16V Turbo (BG0S, BG1L, BG1M)	120	01/03→03/05	➡	☐		24.3601-9787.5 240505	ATE - Halter
2.0 dCi (BG1T)	110	08/05→08/06	➡	☐		24.3601-9788.5 240506	ATE - Halter
			➡	☐		24.3387-7001.5 241005	ATE - Halter
			➡	☐		24.3387-7002.5 241006	ATE - Halter
2.2 dCi	102	05/05→08/07	➡	☐; → 06/07		24.3571-9841.5 240501	ATE - Halter
			➡	☐; → 06/07		24.3571-9842.5 240502	ATE - Halter
			➡	☐; → 06/07		24.3387-7001.5 241005	ATE - Halter
			➡	☐; → 06/07		24.3387-7002.5 241006	ATE - Halter
2.2 dCi (BG0F)	110	10/01→08/06	➡	☐; → 11/01		24.3571-9841.5 240501	ATE - Halter
			➡	☐; 05/05→		24.3571-9841.5 240501	ATE - Halter
			➡	☐; → 11/01		24.3571-9842.5 240502	ATE - Halter
			➡	☐; 05/05→		24.3571-9842.5 240502	ATE - Halter
			➡	☐; 12/01→ 04/05		24.3601-9787.5 240505	ATE - Halter
			➡	☐; 12/01→ 04/05		24.3601-9788.5 240506	ATE - Halter
			➡	☐		24.3387-7001.5 241005	ATE - Halter
			➡	☐		24.3387-7002.5 241006	ATE - Halter
<b>Halter, Bremssattel</b>							
1.6 16V (BG0A, BG0L)	79	03/01→05/05	➡			11.8170-0872.1 260121	ATE
1.8 16V (BG04, BG0B, BG0C, BG0V)	86	03/01→05/05	➡				
1.8 16V (BG0B, BG0C, BG0J, BG0M, BG0V)	89	03/01→05/05	➡				

	kW			 	! #		
<b>RENAULT - LAGUNA II (BG0/1_) 03/01→12/07</b>							
<b>Halter, Bremssattel</b>							
1.9 dCi (BG05)	68	03/04→05/05	➔			11.8170-0872.1	260121 ATE
1.9 dCi (BG0E)	77	06/01→05/05					
1.9 dCi (BG0R)	74	10/01→05/05					
2.0 16V (BG00, BG0W, BG0K, BG0P)	98	08/02→12/06					
2.0 16V Turbo (BG0S, BG1L, BG1M)	120	01/03→03/05					
2.0 dCi (BG1T)	110	08/05→08/06					
2.2 dCi (BG0F)	110	10/01→08/06					
1.6 16V (BG1G, BG1H)	82	02/05→08/07	➔	→ 06/07		11.8170-0872.1	260121 ATE
1.8 16V (BG06, BG0J, BG0M)	85	03/01→12/07					
1.8 16V (BG0B, BG0M)	88	03/01→09/07					
1.9 dCi	79	03/01→09/07					
1.9 dCi	92	09/05→12/07					
1.9 dCi (BG08, BG0G)	88	03/01→09/07					
1.9 dCi (BG12)	85	09/05→12/07					
1.9 dCi (BG1A, BG1V)	96	05/05→08/07					
1.9 dCi (BG1A, BG1W)	81	01/05→08/07					
2.0 16V (BG00, BG0K, BG0P, BG0W)	99	08/02→12/07					
2.0 16V (BG03, BG0Z, BG0T, BG1Y)	125	01/05→09/07					
2.0 16V (BG1Y)	150	01/05→09/07					
2.0 16V IDE (BG0N)	103	04/01→09/07					
2.0 dCi (BG14, BG1S)	127	01/06→08/07					
2.2 dCi	102	05/05→08/07					
3.0 V6 24V (BG01, BG02, BG0D, BG0Y)	152	03/01→08/07					
<b>Feder, Bremssattel</b>							
1.6 16V (BG0A, BG0L)	79	03/01→05/05	➔		2	11.8116-0301.1	390610 ATE
1.8 16V (BG04, BG0B, BG0C, BG0V)	86	03/01→05/05	➔		2	11.8116-0340.1	390595 ATE
1.8 16V (BG0B, BG0C, BG0J, BG0M, BG0V)	89	03/01→05/05					
1.9 dCi (BG05)	68	03/04→05/05					
1.9 dCi (BG0E)	77	06/01→05/05					
1.9 dCi (BG0R)	74	10/01→05/05					
2.0 16V (BG00, BG0W, BG0K, BG0P)	98	08/02→12/06					
2.0 16V Turbo (BG0S, BG1L, BG1M)	120	01/03→03/05					
2.0 dCi (BG1T)	110	08/05→08/06					
1.6 16V (BG1G, BG1H)	82	02/05→08/07	➔	→ 06/07	2	11.8116-0301.1	390610 ATE
1.8 16V (BG06, BG0J, BG0M)	85	03/01→12/07	➔	→ 06/07	2	11.8116-0340.1	390595 ATE
1.8 16V (BG0B, BG0M)	88	03/01→09/07					
1.9 dCi	79	03/01→09/07					
1.9 dCi	92	09/05→12/07					
1.9 dCi (BG08, BG0G)	88	03/01→09/07					
1.9 dCi (BG12)	85	09/05→12/07					
1.9 dCi (BG1A, BG1V)	96	05/05→08/07					
1.9 dCi (BG1A, BG1W)	81	01/05→08/07					
2.0 16V (BG00, BG0K, BG0P, BG0W)	99	08/02→12/07					
2.0 16V (BG03, BG0Z, BG0T, BG1Y)	125	01/05→09/07					
2.0 16V (BG1Y)	150	01/05→09/07					
2.0 16V IDE (BG0N)	103	04/01→09/07					
2.0 dCi (BG14, BG1S)	127	01/06→08/07					
2.2 dCi	102	05/05→08/07					
3.0 V6 24V (BG01, BG02, BG0D, BG0Y)	152	03/01→08/07					
2.2 dCi (BG0F)	110	10/01→08/06	➔	→ 11/01	2	11.8116-0301.1	390610 ATE
			➔	12/01→ 04/05	2	11.8116-0301.1	390610 ATE
			➔	05/05→	2	11.8116-0301.1	390610 ATE
			➔		2	11.8116-0340.1	390595 ATE
<b>Führungshülzensatz, Bremssattel</b>							
1.6 16V (BG0A, BG0L)	79	03/01→05/05	➔			11.0101-5407.2	260011 ATE
1.8 16V (BG04, BG0B, BG0C, BG0V)	86	03/01→05/05					
1.8 16V (BG0B, BG0C, BG0J, BG0M, BG0V)	89	03/01→05/05					
1.9 dCi (BG05)	68	03/04→05/05					
1.9 dCi (BG0E)	77	06/01→05/05					
1.9 dCi (BG0R)	74	10/01→05/05					
2.0 16V (BG00, BG0W, BG0K, BG0P)	98	08/02→12/06					
↓							

	kW			 	! #		
<b>RENAULT - LAGUNA II (BG0/1_) 03/01→12/07</b>							
<b>Führungshülzensatz, Bremssattel</b>							
2.0 16V Turbo (BG0S, BG1L, BG1M) 2.0 dCi (BG1T)	120 110	01/03→03/05 08/05→08/06	←			11.0101-5407.2 260011	ATE
1.6 16V (BG1G, BG1H) 1.8 16V (BG06, BG0J, BG0M) 1.8 16V (BG0B, BG0M) 1.9 dCi 1.9 dCi 1.9 dCi (BG08, BG0G) 1.9 dCi (BG12) 1.9 dCi (BG1A, BG1V) 1.9 dCi (BG1A, BG1W) 2.0 16V (BG00, BG0K, BG0P, BG0W) 2.0 16V (BG03, BG0Z, BG0T, BG1Y) 2.0 16V (BG1Y) 2.0 16V IDE (BG0N) 2.0 dCi (BG14, BG1S) 2.2 dCi 3.0 V6 24V (BG01, BG02, BG0D, BG0Y)	82 85 88 79 92 88 85 96 81 99 125 150 103 127 102 152	02/05→08/07 03/01→12/07 03/01→09/07 03/01→09/07 09/05→12/07 03/01→09/07 09/05→12/07 05/05→08/07 01/05→08/07 08/02→12/07 01/05→09/07 01/05→09/07 04/01→09/07 01/06→08/07 05/05→08/07 03/01→08/07	←	→ 06/07		11.0101-5407.2 260011	ATE
2.2 dCi (BG0F)	110	10/01→08/06	←	→ 11/01		11.0101-5407.2 260011	ATE
			←	12/01→ 04/05		11.0101-5407.2 260011	ATE
			←	05/05→		11.0101-5407.2 260011	ATE
<b>Führungsbolzen, Bremssattel</b>							
1.6 16V (BG0A, BG0L) 1.8 16V (BG04, BG0B, BG0C, BG0V) 1.8 16V (BG0B, BG0C, BG0J, BG0M, BG0V) 1.9 dCi (BG05) 1.9 dCi (BG0E) 1.9 dCi (BG0R) 2.0 16V (BG00, BG0W, BG0K, BG0P) 2.0 16V Turbo (BG0S, BG1L, BG1M) 2.0 dCi (BG1T)	79 86 89 68 77 74 98 120 110	03/01→05/05 03/01→05/05 03/01→05/05 03/04→05/05 06/01→05/05 10/01→05/05 08/02→12/06 01/03→03/05 08/05→08/06	←		2	11.8171-0008.1 990049	ATE
1.6 16V (BG1G, BG1H) 1.8 16V (BG06, BG0J, BG0M) 1.8 16V (BG0B, BG0M) 1.9 dCi 1.9 dCi 1.9 dCi (BG08, BG0G) 1.9 dCi (BG12) 1.9 dCi (BG1A, BG1V) 1.9 dCi (BG1A, BG1W) 2.0 16V (BG00, BG0K, BG0P, BG0W) 2.0 16V (BG03, BG0Z, BG0T, BG1Y) 2.0 16V (BG1Y) 2.0 16V IDE (BG0N) 2.0 dCi (BG14, BG1S) 2.2 dCi 3.0 V6 24V (BG01, BG02, BG0D, BG0Y)	82 85 88 79 92 88 85 96 81 99 125 150 103 127 102 152	02/05→08/07 03/01→12/07 03/01→09/07 03/01→09/07 09/05→12/07 03/01→09/07 09/05→12/07 05/05→08/07 01/05→08/07 08/02→12/07 01/05→09/07 01/05→09/07 04/01→09/07 01/06→08/07 05/05→08/07 03/01→08/07	←	→ 06/07	2	11.8171-0008.1 990049	ATE
2.2 dCi (BG0F)	110	10/01→08/06	←	12/01→ 04/05	2	11.8171-0008.1 990049	ATE
			←	→ 11/01	2	11.8171-0008.1 990049	ATE
			←	05/05→	2	11.8171-0008.1 990049	ATE
<b>Dichtungssatz, Bremssattel</b>							
2.0 16V (BG03, BG0Z, BG0T, BG1Y) 2.0 16V (BG1Y) 2.0 dCi (BG14, BG1S) 3.0 V6 24V (BG01, BG02, BG0D, BG0Y)	125 150 127 152	01/05→09/07 01/05→09/07 01/06→08/07 03/01→08/07	←	→ 06/07		11.0441-6008.2 250038	ATE für Kolben-Ø [mm]: 60
2.0 16V Turbo (BG0S, BG1L, BG1M) 2.0 dCi (BG1T)	120 110	01/03→03/05 08/05→08/06	←			11.0441-6008.2 250038	ATE für Kolben-Ø [mm]: 60
2.2 dCi (BG0F)	110	10/01→08/06	←	12/01→ 04/05		11.0441-6008.2 250038	ATE für Kolben-Ø [mm]: 60
↓							



**RENAULT - LAGUNA II (BG0/1\_) 03/01→12/07**

**Bremsschlauch**








1.6 16V (BG0A, BG0L)	79	03/01→05/05	←		2	24.5252-0390.3	330702	L= 390
1.8 16V (BG04, BG0B, BG0C, BG0V)	86	03/01→05/05	→		2	24.5251-0185.3	330701	L= 185
1.8 16V (BG0B, BG0C, BG0J, BG0M, BG0V)	89	03/01→05/05						
1.9 dCi (BG05)	68	03/04→05/05						
1.9 dCi (BG0E)	77	06/01→05/05						
1.9 dCi (BG0R)	74	10/01→05/05						
2.0 16V (BG00, BG0W, BG0K, BG0P)	98	08/02→12/06						
2.0 16V Turbo (BG0S, BG1L, BG1M)	120	01/03→03/05						
2.0 dCi (BG1T)	110	08/05→08/06						
2.2 dCi (BG0F)	110	10/01→08/06						
1.6 16V (BG1G, BG1H)	82	02/05→08/07	←	→ 06/07	2	24.5252-0390.3	330702	L= 390
1.8 16V (BG06, BG0J, BG0M)	85	03/01→12/07	→	→ 06/07	2	24.5251-0185.3	330701	L= 185
1.8 16V (BG0B, BG0M)	88	03/01→09/07						
1.9 dCi	79	03/01→09/07						
1.9 dCi	92	09/05→12/07						
1.9 dCi (BG08, BG0G)	88	03/01→09/07						
1.9 dCi (BG12)	85	09/05→12/07						
1.9 dCi (BG1A, BG1V)	96	05/05→08/07						
1.9 dCi (BG1A, BG1W)	81	01/05→08/07						
2.0 16V (BG00, BG0K, BG0P, BG0W)	99	08/02→12/07						
2.0 16V (BG03, BG0Z, BG0T, BG1Y)	125	01/05→09/07						
2.0 16V (BG1Y)	150	01/05→09/07						
2.0 16V IDE (BG0N)	103	04/01→09/07						
2.0 dCi (BG14, BG1S)	127	01/06→08/07						
2.2 dCi	102	05/05→08/07						
3.0 V6 24V (BG01, BG02, BG0D, BG0Y)	152	03/01→08/07						

**RENAULT - LAGUNA II Grandtour (KG0/1\_) 03/01→12/07**







**Bremssattel**








1.6 16V	82	02/05→08/07	←			24.3571-9841.5	240501	ATE - Halter
1.6 16V (KG0A, KG0L)	79	03/01→12/07		☐; → 06/07; für Bremsscheibendurchmesser [mm]: 300				
1.9 dCi	79	03/01→12/07						
1.9 dCi	92	09/05→12/07						
1.9 dCi (KG0G)	88	03/01→09/07	←	☐; → 06/07; für Bremsscheibendurchmesser [mm]: 300		24.3571-9842.5	240502	ATE - Halter
1.9 dCi (KG12)	85	08/05→09/07						
1.9 dCi (KG1A, KG1W)	81	01/05→12/07						
1.9 dCi (KG1V)	96	05/05→12/07	→	☐; → 06/07		24.3387-7001.5	241005	ATE - Halter
2.0 16V (KG00, KG0K, KG0W, KG0P)	98	10/04→09/07	→	☐; → 06/07		24.3387-7002.5	241006	ATE - Halter
2.0 16V (KG00, KG0K, KG0W, KG0P)	99	08/02→12/07						
2.0 16V IDE (KG0N)	103	04/01→09/07						
1.8 16V	86	03/01→05/05	←	☐; → 06/07; für Bremsscheibendurchmesser [mm]: 300		24.3571-9841.5	240501	ATE - Halter
1.8 16V	89	03/01→05/05						
1.8 16V (KG0B, KG0M)	88	03/01→05/05						
1.8 16V (KG0J)	85	03/01→05/05	←	☐; → 06/07; für Bremsscheibendurchmesser [mm]: 300		24.3571-9842.5	240502	ATE - Halter
1.9 dCi (KG05)	68	03/04→05/05						
1.9 dCi (KG0E, KG0R)	74	10/01→05/05						
1.9 dCi (KG0E)	77	06/01→05/05	→	☐		24.3387-7001.5	241005	ATE - Halter
			→	☐		24.3387-7002.5	241006	ATE - Halter
1.9 dCi	66	08/03→09/07	←	☐; 03/04→ 06/07; für Bremsscheibendurchmesser [mm]: 300		24.3571-9841.5	240501	ATE - Halter
			←	☐; 03/04→ 06/07; für Bremsscheibendurchmesser [mm]: 300		24.3571-9842.5	240502	ATE - Halter
			→	☐; 03/04→ 06/07		24.3387-7001.5	241005	ATE - Halter
			→	☐; 03/04→ 06/07		24.3387-7002.5	241006	ATE - Halter
2.0 16V (KG03, KG0Z, KG0T, KG1Y)	125	01/05→09/07	←	☐; → 06/07		24.3601-9787.5	240505	ATE - Halter
2.0 16V (KG1Y)	150	01/05→09/07	←	☐; → 06/07		24.3601-9788.5	240506	ATE - Halter
2.0 dCi (KG1S)	127	01/06→12/07	→	☐; → 06/07		24.3387-7001.5	241005	ATE - Halter
			→	☐; → 06/07		24.3387-7002.5	241006	ATE - Halter
2.0 16V Turbo (KG0S, KG1L, KG03)	120	01/03→08/05	←	☐		24.3601-9787.5	240505	ATE - Halter
3.0 V6 24V (KG0D)	152	03/01→12/07	←	☐		24.3601-9788.5	240506	ATE - Halter
			→	☐		24.3387-7001.5	241005	ATE - Halter
			→	☐		24.3387-7002.5	241006	ATE - Halter



















	kw			 	! #			
<b>RENAULT - LAGUNA II Grandtour (KG0/1_) 03/01→12/07</b>								
<b>Bremssattel</b>								
2.0 dCi (KG1T)	110	08/05→08/06	←	☐; Felgenreiße [Zoll]: 16		24.3571-9841.5	240501	ATE - Halter
			←	☐; Felgenreiße [Zoll]: 16		24.3571-9842.5	240502	ATE - Halter
			←	☐		24.3601-9787.5	240505	ATE - Halter
			←	☐		24.3601-9788.5	240506	ATE - Halter
			→	☐		24.3387-7001.5	241005	ATE - Halter
			→	☐		24.3387-7002.5	241006	ATE - Halter
2.2 dCi	102	05/05→12/07	←	☐; → 06/07		24.3571-9841.5	240501	ATE - Halter
			←	☐; → 06/07		24.3571-9842.5	240502	ATE - Halter
			→	☐; → 06/07		24.3387-7001.5	241005	ATE - Halter
			→	☐; → 06/07		24.3387-7002.5	241006	ATE - Halter
2.2 dCi (KG0F)	110	10/01→08/06	←	☐; → 11/01		24.3571-9841.5	240501	ATE - Halter
			←	☐; 05/05→		24.3571-9841.5	240501	ATE - Halter
			←	☐; → 11/01		24.3571-9842.5	240502	ATE - Halter
			←	☐; 05/05→		24.3571-9842.5	240502	ATE - Halter
			←	☐; 12/01→ 04/05		24.3601-9787.5	240505	ATE - Halter
			←	☐; 12/01→ 04/05		24.3601-9788.5	240506	ATE - Halter
			→	☐		24.3387-7001.5	241005	ATE - Halter
			→	☐		24.3387-7002.5	241006	ATE - Halter
<b>Halter, Bremssattel</b>								
1.6 16V	82	02/05→08/07	→	→ 06/07		11.8170-0872.1	260121	ATE
1.6 16V (KG0A, KG0L)	79	03/01→12/07						
1.9 dCi	79	03/01→12/07						
1.9 dCi	92	09/05→12/07						
1.9 dCi (KG0G)	88	03/01→09/07						
1.9 dCi (KG12)	85	08/05→09/07						
1.9 dCi (KG1A, KG1W)	81	01/05→12/07						
1.9 dCi (KG1V)	96	05/05→12/07						
2.0 16V (KG00, KG0K, KG0W, KG0P)	98	10/04→09/07						
2.0 16V (KG00, KG0K, KG0W, KG0P)	99	08/02→12/07						
2.0 16V (KG03, KG0Z, KG0T, KG1Y)	125	01/05→09/07						
2.0 16V (KG1Y)	150	01/05→09/07						
2.0 16V IDE (KG0N)	103	04/01→09/07						
2.0 dCi (KG1S)	127	01/06→12/07						
2.2 dCi	102	05/05→12/07						
1.8 16V	86	03/01→05/05	→			11.8170-0872.1	260121	ATE
1.8 16V	89	03/01→05/05						
1.8 16V (KG0B, KG0M)	88	03/01→05/05						
1.8 16V (KG0J)	85	03/01→05/05						
1.9 dCi (KG05)	68	03/04→05/05						
1.9 dCi (KG0E, KG0R)	74	10/01→05/05						
1.9 dCi (KG0E)	77	06/01→05/05						
2.0 16V Turbo (KG0S, KG1L, KG03)	120	01/03→08/05						
2.0 dCi (KG1T)	110	08/05→08/06						
2.2 dCi (KG0F)	110	10/01→08/06						
3.0 V6 24V (KG0D)	152	03/01→12/07						
1.9 dCi	66	08/03→09/07	→	03/04→ 06/07		11.8170-0872.1	260121	ATE
<b>Feder, Bremssattel</b>								
1.6 16V	82	02/05→08/07	←	→ 06/07	2	11.8116-0301.1	390610	ATE
1.6 16V (KG0A, KG0L)	79	03/01→12/07						
1.9 dCi	79	03/01→12/07	→	→ 06/07	2	11.8116-0340.1	390595	ATE
1.9 dCi	92	09/05→12/07						
1.9 dCi (KG0G)	88	03/01→09/07						
1.9 dCi (KG12)	85	08/05→09/07						
1.9 dCi (KG1A, KG1W)	81	01/05→12/07						
1.9 dCi (KG1V)	96	05/05→12/07						
2.0 16V (KG00, KG0K, KG0W, KG0P)	98	10/04→09/07						
2.0 16V (KG00, KG0K, KG0W, KG0P)	99	08/02→12/07						
2.0 16V (KG03, KG0Z, KG0T, KG1Y)	125	01/05→09/07						
2.0 16V (KG1Y)	150	01/05→09/07						
2.0 16V IDE (KG0N)	103	04/01→09/07						
2.0 dCi (KG1S)	127	01/06→12/07						
2.2 dCi	102	05/05→12/07						
↓								



















	kw				! #		
<b>RENAULT - LAGUNA II Grandtour (KG01_) 03/01→12/07</b>							
<b>Feder, Bremssattel</b>							
1.8 16V	86	03/01→05/05	←		2	11.8116-0301.1 390610	ATE
1.8 16V	89	03/01→05/05					
1.8 16V (KG0B, KG0M)	88	03/01→05/05	→		2	11.8116-0340.1 390595	ATE
1.8 16V (KG0J)	85	03/01→05/05					
1.9 dCi (KG05)	68	03/04→05/05					
1.9 dCi (KG0E, KG0R)	74	10/01→05/05					
1.9 dCi (KG0E)	77	06/01→05/05					
2.0 16V Turbo (KG0S, KG1L, KG03)	120	01/03→08/05					
3.0 V6 24V (KG0D)	152	03/01→12/07					
1.9 dCi	66	08/03→09/07	←	03/04→ 06/07	2	11.8116-0301.1 390610	ATE
			→	03/04→ 06/07	2	11.8116-0340.1 390595	ATE
2.0 dCi (KG1T)	110	08/05→08/06	←		2	11.8116-0301.1 390610	ATE
			←	Felgenreöße [Zoll]: 16	2	11.8116-0301.1 390610	ATE
			→		2	11.8116-0340.1 390595	ATE
2.2 dCi (KG0F)	110	10/01→08/06	←	→ 11/01	2	11.8116-0301.1 390610	ATE
			←	12/01→ 04/05	2	11.8116-0301.1 390610	ATE
			←	05/05→	2	11.8116-0301.1 390610	ATE
			→		2	11.8116-0340.1 390595	ATE
<b>Führungshülzensatz, Bremssattel</b>							
1.6 16V	82	02/05→08/07	←	→ 06/07		11.0101-5407.2 260011	ATE
1.6 16V (KG0A, KG0L)	79	03/01→12/07					
1.9 dCi	79	03/01→12/07					
1.9 dCi	92	09/05→12/07					
1.9 dCi (KG0G)	88	03/01→09/07					
1.9 dCi (KG12)	85	08/05→09/07					
1.9 dCi (KG1A, KG1W)	81	01/05→12/07					
1.9 dCi (KG1V)	96	05/05→12/07					
2.0 16V (KG00, KG0K, KG0W, KG0P)	98	10/04→09/07					
2.0 16V (KG00, KG0K, KG0W, KG0P)	99	08/02→12/07					
2.0 16V (KG03, KG0Z, KG0T, KG1Y)	125	01/05→09/07					
2.0 16V (KG1Y)	150	01/05→09/07					
2.0 16V IDE (KG0N)	103	04/01→09/07					
2.0 dCi (KG1S)	127	01/06→12/07					
2.2 dCi	102	05/05→12/07					
1.8 16V	86	03/01→05/05	←			11.0101-5407.2 260011	ATE
1.8 16V	89	03/01→05/05					
1.8 16V (KG0B, KG0M)	88	03/01→05/05					
1.8 16V (KG0J)	85	03/01→05/05					
1.9 dCi (KG05)	68	03/04→05/05					
1.9 dCi (KG0E, KG0R)	74	10/01→05/05					
1.9 dCi (KG0E)	77	06/01→05/05					
2.0 16V Turbo (KG0S, KG1L, KG03)	120	01/03→08/05					
3.0 V6 24V (KG0D)	152	03/01→12/07					
1.9 dCi	66	08/03→09/07	←	03/04→ 06/07		11.0101-5407.2 260011	ATE
2.0 dCi (KG1T)	110	08/05→08/06	←			11.0101-5407.2 260011	ATE
			←	Felgenreöße [Zoll]: 16		11.0101-5407.2 260011	ATE
2.2 dCi (KG0F)	110	10/01→08/06	←	→ 11/01		11.0101-5407.2 260011	ATE
			←	12/01→ 04/05		11.0101-5407.2 260011	ATE
			←	05/05→		11.0101-5407.2 260011	ATE
<b>Führungsbolzen, Bremssattel</b>							
1.6 16V	82	02/05→08/07		→ 06/07	2	11.8171-0008.1 990049	ATE
1.6 16V (KG0A, KG0L)	79	03/01→12/07					
1.9 dCi	79	03/01→12/07					
1.9 dCi	92	09/05→12/07					
1.9 dCi (KG0G)	88	03/01→09/07					
1.9 dCi (KG12)	85	08/05→09/07					
1.9 dCi (KG1A, KG1W)	81	01/05→12/07					
1.9 dCi (KG1V)	96	05/05→12/07					
2.0 16V (KG00, KG0K, KG0W, KG0P)	98	10/04→09/07					
2.0 16V (KG00, KG0K, KG0W, KG0P)	99	08/02→12/07					
2.0 16V (KG03, KG0Z, KG0T, KG1Y)	125	01/05→09/07					
2.0 16V (KG1Y)	150	01/05→09/07					
2.0 16V IDE (KG0N)	103	04/01→09/07					
2.0 dCi (KG1S)	127	01/06→12/07					
↓							

	kW					! #		
<b>RENAULT - LAGUNA II Grandtour (KG0/1_) 03/01→12/07</b>								
<b>Führungsbolzen, Bremsattel</b>								
2.2 dCi	102	05/05→12/07		→ 06/07		2	11.8171-0008.1 990049	ATE
1.8 16V	86	03/01→05/05				2	11.8171-0008.1 990049	ATE
1.8 16V	89	03/01→05/05						
1.8 16V (KG0B, KG0M)	88	03/01→05/05						
1.8 16V (KG0J)	85	03/01→05/05						
1.9 dCi (KG05)	68	03/04→05/05						
1.9 dCi (KG0E, KG0R)	74	10/01→05/05						
1.9 dCi (KG0E)	77	06/01→05/05						
2.0 16V Turbo (KG0S, KG1L, KG03)	120	01/03→08/05						
3.0 V6 24V (KG0D)	152	03/01→12/07						
1.9 dCi	66	08/03→09/07		03/04→ 06/07		2	11.8171-0008.1 990049	ATE
2.0 dCi (KG1T)	110	08/05→08/06		Felgenreöße [Zoll]: 16		2	11.8171-0008.1 990049	ATE
						2	11.8171-0008.1 990049	ATE
2.2 dCi (KG0F)	110	10/01→08/06		05/05→		2	11.8171-0008.1 990049	ATE
				12/01→ 04/05		2	11.8171-0008.1 990049	ATE
				→ 11/01		2	11.8171-0008.1 990049	ATE
<b>Dichtungssatz, Bremsattel</b>								
2.0 16V (KG03, KG0Z, KG0T, KG1Y)	125	01/05→09/07	←	→ 06/07			11.0441-6008.2 250038	ATE für Kolben-Ø [mm]: 60
2.0 16V (KG1Y)	150	01/05→09/07						
2.0 dCi (KG1S)	127	01/06→12/07						
2.0 16V Turbo (KG0S, KG1L, KG03)	120	01/03→08/05	←				11.0441-6008.2 250038	ATE für Kolben-Ø [mm]: 60
2.0 dCi (KG1T)	110	08/05→08/06						
3.0 V6 24V (KG0D)	152	03/01→12/07						
2.2 dCi (KG0F)	110	10/01→08/06	←	12/01→ 04/05			11.0441-6008.2 250038	ATE für Kolben-Ø [mm]: 60
<b>Bremsschlauch</b>								
1.6 16V	82	02/05→08/07	←	→ 06/07		2	24.5252-0390.3 330702	L= 390
1.6 16V (KG0A, KG0L)	79	03/01→12/07						
1.9 dCi	79	03/01→12/07	→	→ 06/07		2	24.5251-0185.3 330701	L= 185
1.9 dCi	92	09/05→12/07						
1.9 dCi (KG0G)	88	03/01→09/07						
1.9 dCi (KG12)	85	08/05→09/07						
1.9 dCi (KG1A, KG1W)	81	01/05→12/07						
1.9 dCi (KG1V)	96	05/05→12/07						
2.0 16V (KG00, KG0K, KG0W, KG0P)	98	10/04→09/07						
2.0 16V (KG00, KG0K, KG0W, KG0P)	99	08/02→12/07						
2.0 16V (KG03, KG0Z, KG0T, KG1Y)	125	01/05→09/07						
2.0 16V (KG1Y)	150	01/05→09/07						
2.0 16V IDE (KG0N)	103	04/01→09/07						
2.0 dCi (KG1S)	127	01/06→12/07						
2.2 dCi	102	05/05→12/07						
1.8 16V	86	03/01→05/05	←			2	24.5252-0390.3 330702	L= 390
1.8 16V	89	03/01→05/05						
1.8 16V (KG0B, KG0M)	88	03/01→05/05	→			2	24.5251-0185.3 330701	L= 185
1.8 16V (KG0J)	85	03/01→05/05						
1.9 dCi (KG05)	68	03/04→05/05						
1.9 dCi (KG0E, KG0R)	74	10/01→05/05						
1.9 dCi (KG0E)	77	06/01→05/05						
2.0 16V Turbo (KG0S, KG1L, KG03)	120	01/03→08/05						
2.0 dCi (KG1T)	110	08/05→08/06						
2.2 dCi (KG0F)	110	10/01→08/06						
3.0 V6 24V (KG0D)	152	03/01→12/07						
1.9 dCi	66	08/03→09/07	←	03/04→ 06/07		2	24.5252-0390.3 330702	L= 390
			→	03/04→ 06/07		2	24.5251-0185.3 330701	L= 185
<b>RENAULT - LAGUNA III (BT0/1) 10/07→12/15</b>								
<b>Bremssattel</b>								
1.5 dCi (BT00, BT0A, BT0T, BT1J)	81	10/07→12/15	←	☐			24.3571-9757.5 241115	ATE - Halter
1.6 16V (BT04, BT0D, BT0U)	81	10/07→12/15	←	☐			24.3571-9758.5 241116	ATE - Halter
			→	☐			24.3387-7027.5 241011	ATE - Halter
			→	☐			24.3387-7028.5 241012	ATE - Halter
2.0 16V (BT05, BT0F, BT0W)	103	10/07→12/12	←	☐			24.3571-9775.5 241096	ATE - Halter
2.0 16V Hi-Flex (BT1H)	103	10/07→12/15	←	☐			24.3571-9776.5 241097	ATE - Halter
2.0 16V Turbo	125	10/07→12/15	→	☐			24.3387-7027.5 241011	ATE - Halter
↓								








	kW			 	! #		
<b>RENAULT - LAGUNA III (BT0/1) 10/07→12/15</b>							
<b>Bremssattel</b>							
2.0 16V (BT05, BT0F, BT0W)	103	10/07→12/12	➔	☐		24.3387-7028.5 241012	ATE - Halter
2.0 16V Hi-Flex (BT1H)	103	10/07→12/15					
2.0 16V Turbo	125	10/07→12/15					
2.0 dCi (BT01, BT08, BT09, BT0E, BT0K, BT12, BT1C, BT1D,...	110	10/07→12/15	➔	☐; für Fahrzeuge ohne Vierradlenkung		24.3571-9775.5 241096	ATE - Halter
			➔	☐; für Fahrzeuge ohne Vierradlenkung		24.3571-9776.5 241097	ATE - Halter
2.0 dCi (BT07, BT0J, BT14, BT1A, BT1S)	96	10/07→12/15	➔	☐; für Fahrzeuge mit Vierradlenkung		24.3601-9753.5 241058	ATE - Halter
2.0 dCi (BT0M, BT0N, BT0S, BT19, BT1F)	127	01/08→12/15	➔	☐; für Fahrzeuge mit Vierradlenkung		24.3601-9754.5 241059	ATE - Halter
2.0 dCi GT (BT11, BT1E, BT1N)	131	03/08→12/15	➔	☐		24.3387-7027.5 241011	ATE - Halter
			➔	☐		24.3387-7028.5 241012	ATE - Halter
2.0 GT	150	03/08→12/15	➔	☐		24.3601-9753.5 241058	ATE - Halter
3.0 dCi (BT03, BT13)	173	09/08→12/15	➔	☐		24.3601-9754.5 241059	ATE - Halter
3.5 V6 (BT0C, BT0P)	175	04/08→12/15	➔	☐		24.3387-7027.5 241011	ATE - Halter
			➔	☐		24.3387-7028.5 241012	ATE - Halter
<b>Halter, Bremssattel</b>							
1.5 dCi (BT00, BT0A, BT0T, BT1J)	81	10/07→12/15	➔			11.8170-0872.1 260121	ATE
1.6 16V (BT04, BT0D, BT0U)	81	10/07→12/15					
2.0 16V (BT05, BT0F, BT0W)	103	10/07→12/12					
2.0 16V Hi-Flex (BT1H)	103	10/07→12/15					
2.0 16V Turbo	125	10/07→12/15					
2.0 dCi (BT01, BT08, BT09, BT0E, BT0K, BT12, BT1C, BT1D,...	110	10/07→12/15					
2.0 dCi (BT07, BT0J, BT14, BT1A, BT1S)	96	10/07→12/15					
2.0 dCi (BT0M, BT0N, BT0S, BT19, BT1F)	127	01/08→12/15					
2.0 dCi GT (BT11, BT1E, BT1N)	131	03/08→12/15					
2.0 GT	150	03/08→12/15					
3.0 dCi (BT03, BT13)	173	09/08→12/15					
3.5 V6 (BT0C, BT0P)	175	04/08→12/15					
<b>Feder, Bremssattel</b>							
1.5 dCi (BT00, BT0A, BT0T, BT1J)	81	10/07→12/15			2	11.8116-0340.1 390595	ATE
1.6 16V (BT04, BT0D, BT0U)	81	10/07→12/15	➔		2	11.8116-0301.1 390610	ATE
2.0 16V (BT05, BT0F, BT0W)	103	10/07→12/12			2	11.8116-0340.1 390595	ATE
2.0 16V Hi-Flex (BT1H)	103	10/07→12/15	➔		2	11.8116-0351.1 390538	ATE
2.0 16V Turbo	125	10/07→12/15					
2.0 dCi (BT01, BT08, BT09, BT0E, BT0K, BT12, BT1C, BT1D,...	110	10/07→12/15					
2.0 dCi (BT07, BT0J, BT14, BT1A, BT1S)	96	10/07→12/15					
2.0 dCi GT (BT11, BT1E, BT1N)	131	03/08→12/15					
2.0 GT	150	03/08→12/15					
3.0 dCi (BT03, BT13)	173	09/08→12/15					
3.5 V6 (BT0C, BT0P)	175	04/08→12/15					
2.0 dCi (BT0M, BT0N, BT0S, BT19, BT1F)	127	01/08→12/15			2	11.8116-0340.1 390595	ATE
			➔	für Fahrzeuge ohne Vierradlenkung	2	11.8116-0351.1 390538	ATE
			➔	für Fahrzeuge mit Vierradlenkung	2	11.8116-0351.1 390538	ATE
<b>Dichtungssatz, Bremssattel</b>							
2.0 dCi (BT01, BT08, BT09, BT0E, BT0K, BT12, BT1C, BT1D,...	110	10/07→12/15		für Fahrzeuge mit Vierradlenkung		11.0441-6008.2 250038	ATE für Kolben-Ø [mm]: 60
2.0 dCi (BT07, BT0J, BT14, BT1A, BT1S)	96	10/07→12/15					
2.0 dCi (BT0M, BT0N, BT0S, BT19, BT1F)	127	01/08→12/15					
2.0 dCi GT (BT11, BT1E, BT1N)	131	03/08→12/15					
2.0 GT	150	03/08→12/15				11.0441-6008.2 250038	ATE für Kolben-Ø [mm]: 60
3.0 dCi (BT03, BT13)	173	09/08→12/15					
3.5 V6 (BT0C, BT0P)	175	04/08→12/15					
↓							

	kw			 	! #		
<b>RENAULT - LAGUNA III (BT0/1) 10/07→12/15</b>							
 <b>Bremsschlauch</b>							
1.5 dCi (BT00, BT0A, BT0T, BT1J)	81	10/07→12/15	←		2	24.5144-0410.3 331242	L= 410
1.6 16V (BT04, BT0D, BT0U)	81	10/07→12/15	→	innen	2	24.5251-0185.3 330701	L= 185
2.0 16V (BT05, BT0F, BT0W)	103	10/07→12/12					
2.0 16V Hi-Flex (BT1H)	103	10/07→12/15					
2.0 16V Turbo	125	10/07→12/15					
2.0 dCi (BT01, BT08, BT09, BTOE, BT0K, BT12, BT1C, BT1D,...)	110	10/07→12/15					
2.0 dCi (BT0M, BT0N, BT0S, BT19, BT1F)	127	01/08→12/15					
2.0 dCi GT (BT11, BT1E, BT1N)	131	03/08→12/15					
2.0 GT	150	03/08→12/15					
3.0 dCi (BT03, BT13)	173	09/08→12/15					
3.5 V6 (BT0C, BT0P)	175	04/08→12/15					
2.0 dCi (BT07, BT0J, BT14, BT1A, BT1S)	96	10/07→12/15	←		2	24.5144-0410.3 331242	L= 410
			→	innen; für Fahrzeuge mit Vierradlenkung	2	24.5251-0185.3 330701	L= 185
<b>RENAULT - LAGUNA III Grandtour (KT0/1) 10/07→12/15</b>							
 <b>Bremssattel</b>							
1.5 dCi (KT0A)	81	10/07→12/15	←	☐		24.3571-9757.5 241115	ATE - Halter
1.6 16V (KT0D)	81	10/07→12/15	←	☐		24.3571-9758.5 241116	ATE - Halter
			→	☐		24.3387-7027.5 241011	ATE - Halter
			→	☐		24.3387-7028.5 241012	ATE - Halter
2.0 16V (KT0F, KT0W)	103	10/07→12/15	←	☐		24.3571-9775.5 241096	ATE - Halter
2.0 16V Hi-Flex (KT1H)	103	10/07→12/15	←	☐		24.3571-9776.5 241097	ATE - Halter
2.0 16V Turbo	125	10/07→12/15	←	☐		24.3387-7027.5 241011	ATE - Halter
			→	☐		24.3387-7028.5 241012	ATE - Halter
2.0 dCi (KT01, KT08, KT09, KT0K, KT12, KT1D, KT1W)	110	10/07→12/15	←	☐; für Fahrzeuge ohne Vierradlenkung		24.3571-9775.5 241096	ATE - Halter
			←	☐; für Fahrzeuge ohne Vierradlenkung		24.3571-9776.5 241097	ATE - Halter
2.0 dCi (KT07, KT0J, KT14, KT1A, KT1S)	96	10/07→12/15	←	☐; für Fahrzeuge mit Vierradlenkung		24.3601-9753.5 241058	ATE - Halter
2.0 dCi (KT0M, KT0N, KT0S, KT19, KT1F)	127	01/08→12/15	←	☐; für Fahrzeuge mit Vierradlenkung		24.3601-9754.5 241059	ATE - Halter
2.0 dCi GT (KT11, KT1E, KT1N)	131	03/08→12/15	→	☐		24.3387-7027.5 241011	ATE - Halter
			→	☐		24.3387-7028.5 241012	ATE - Halter
2.0 GT	150	03/08→12/15	←	☐		24.3601-9753.5 241058	ATE - Halter
3.0 dCi (KT03, KT13)	173	09/08→12/15	←	☐		24.3601-9754.5 241059	ATE - Halter
3.5 V6 (KT0C, KT0P)	175	04/08→12/15	←	☐		24.3387-7027.5 241011	ATE - Halter
			→	☐		24.3387-7028.5 241012	ATE - Halter
<b>Halter, Bremssattel</b>							
1.5 dCi (KT0A)	81	10/07→12/15	→			11.8170-0872.1 260121	ATE
1.6 16V (KT0D)	81	10/07→12/15					
2.0 16V (KT0F, KT0W)	103	10/07→12/15					
2.0 16V Hi-Flex (KT1H)	103	10/07→12/15					
2.0 16V Turbo	125	10/07→12/15					
2.0 dCi (KT01, KT08, KT09, KT0K, KT12, KT1D, KT1W)	110	10/07→12/15					
2.0 dCi (KT07, KT0J, KT14, KT1A, KT1S)	96	10/07→12/15					
2.0 dCi (KT0M, KT0N, KT0S, KT19, KT1F)	127	01/08→12/15					
2.0 dCi GT (KT11, KT1E, KT1N)	131	03/08→12/15					
2.0 GT	150	03/08→12/15					
3.0 dCi (KT03, KT13)	173	09/08→12/15					
3.5 V6 (KT0C, KT0P)	175	04/08→12/15					
<b>Feder, Bremssattel</b>							
1.5 dCi (KT0A)	81	10/07→12/15			2	11.8116-0340.1 390595	ATE
1.6 16V (KT0D)	81	10/07→12/15	←		2	11.8116-0301.1 390610	ATE
2.0 16V (KT0F, KT0W)	103	10/07→12/15			2	11.8116-0340.1 390595	ATE
2.0 16V Hi-Flex (KT1H)	103	10/07→12/15	←		2	11.8116-0351.1 390538	ATE
2.0 16V Turbo	125	10/07→12/15					
↓							















	kw			 	! #		
<b>RENAULT - LAGUNA III Grandtour (KT0/1) 10/07→12/15</b>							
<b>Feder, Bremsattel</b>							
2.0 dCi (KT01, KT08, KT09, KT0K, KT12, KT1D, KT1W)	110	10/07→12/15	←		2	11.8116-0340.1 390595	ATE
2.0 dCi (KT07, KT0J, KT14, KT1A, KT1S)	96	10/07→12/15			2	11.8116-0351.1 390538	ATE
2.0 dCi (KT0M, KT0N, KT0S, KT19, KT1F)	127	01/08→12/15					
2.0 dCi GT (KT11, KT1E, KT1N)	131	03/08→12/15					
2.0 GT	150	03/08→12/15					
3.0 dCi (KT03, KT13)	173	09/08→12/15					
3.5 V6 (KT0C, KT0P)	175	04/08→12/15					
<b>Dichtungssatz, Bremsattel</b>							
2.0 dCi (KT01, KT08, KT09, KT0K, KT12, KT1D, KT1W)	110	10/07→12/15		für Fahrzeuge mit Vierradlenkung		11.0441-6008.2 250038	ATE für Kolben-Ø [mm]: 60
2.0 dCi (KT07, KT0J, KT14, KT1A, KT1S)	96	10/07→12/15					
2.0 dCi (KT0M, KT0N, KT0S, KT19, KT1F)	127	01/08→12/15					
2.0 dCi GT (KT11, KT1E, KT1N)	131	03/08→12/15					
2.0 GT	150	03/08→12/15				11.0441-6008.2 250038	ATE für Kolben-Ø [mm]: 60
3.0 dCi (KT03, KT13)	173	09/08→12/15					
3.5 V6 (KT0C, KT0P)	175	04/08→12/15					
<b>Bremsschlauch</b>							
1.5 dCi (KT0A)	81	10/07→12/15		☐	2	24.5251-0185.3 330701	L= 185
1.6 16V (KT0D)	81	10/07→12/15	←		2	24.5144-0410.3 331242	L= 410
2.0 16V (KT0F, KT0W)	103	10/07→12/15					
2.0 16V Hi-Flex (KT1H)	103	10/07→12/15					
2.0 16V Turbo	125	10/07→12/15					
2.0 dCi (KT01, KT08, KT09, KT0K, KT12, KT1D, KT1W)	110	10/07→12/15	←	☐; für Fahrzeuge ohne Vierradlenkung	2	24.5251-0185.3 330701	L= 185
2.0 dCi (KT07, KT0J, KT14, KT1A, KT1S)	96	10/07→12/15	→		2	24.5144-0410.3 331242	L= 410
2.0 dCi (KT0M, KT0N, KT0S, KT19, KT1F)	127	01/08→12/15	→	innen; für Fahrzeuge mit Vierradlenkung	2	24.5251-0185.3 330701	L= 185
2.0 dCi GT (KT11, KT1E, KT1N)	131	03/08→12/15					
2.0 GT	150	03/08→12/15	←		2	24.5144-0410.3 331242	L= 410
3.0 dCi (KT03, KT13)	173	09/08→12/15					
3.5 V6 (KT0C, KT0P)	175	04/08→12/15	→	innen	2	24.5251-0185.3 330701	L= 185
<b>RENAULT - LAGUNA Coupe (DT0/1) 09/08→12/15</b>							
<b>Bremssattel</b>							
1.5 dCi	81	03/12→12/15	←	☐		24.3571-9757.5 241115	ATE - Halter
			←	☐		24.3571-9758.5 241116	ATE - Halter
			→	☐		24.3387-7027.5 241011	ATE - Halter
			→	☐		24.3387-7028.5 241012	ATE - Halter
2.0 16V Turbo	125	09/08→12/15	←	☐; für Fahrzeuge ohne Vierradlenkung		24.3571-9775.5 241096	ATE - Halter
2.0 dCi (DT01, DT08, DT09, DT0K, DT12, DT1C, DT1D, DT1M,...	110	09/08→12/15	←	☐; für Fahrzeuge ohne Vierradlenkung		24.3571-9776.5 241097	ATE - Halter
2.0 dCi (DT0M, DT0N, DT0S, DT19, DT1F)	127	09/08→12/15	←	☐; für Fahrzeuge mit Vierradlenkung		24.3601-9753.5 241058	ATE - Halter
2.0 dCi GT (DT11, DT1E, DT1N)	131	09/08→12/15	←	☐; für Fahrzeuge mit Vierradlenkung		24.3601-9754.5 241059	ATE - Halter
			→	☐		24.3387-7027.5 241011	ATE - Halter
			→	☐		24.3387-7028.5 241012	ATE - Halter
2.0 GT	150	09/08→12/15	←	☐		24.3601-9753.5 241058	ATE - Halter
3.0 dCi	177	01/12→12/15					
3.0 dCi (DT03)	173	09/08→12/15	←	☐		24.3601-9754.5 241059	ATE - Halter
3.5 V6 (DT0P)	175	09/08→12/15	→	☐		24.3387-7027.5 241011	ATE - Halter
			→	☐		24.3387-7028.5 241012	ATE - Halter
<b>Halter, Bremsattel</b>							
1.5 dCi	81	03/12→12/15	→			11.8170-0872.1 260121	ATE
2.0 16V Turbo	125	09/08→12/15					
2.0 dCi (DT01, DT08, DT09, DT0K, DT12, DT1C, DT1D, DT1M,...	110	09/08→12/15					
2.0 dCi (DT0M, DT0N, DT0S, DT19, DT1F)	127	09/08→12/15					
2.0 dCi GT (DT11, DT1E, DT1N)	131	09/08→12/15					

	kW					! #		
<b>RENAULT - LAGUNA Coupe (DT0/1) 09/08→12/15</b>								
<b>Halter, Bremssattel</b>								
2.0 GT	150	09/08→12/15	→				11.8170-0872.1 260121	ATE
3.0 dCi	177	01/12→12/15						
3.0 dCi (DT03)	173	09/08→12/15						
3.5 V6 (DT0P)	175	09/08→12/15						
<b>Feder, Bremssattel</b>								
1.5 dCi	81	03/12→12/15				2	11.8116-0340.1 390595	ATE
			←			2	11.8116-0301.1 390610	ATE
2.0 16V Turbo	125	09/08→12/15	←	für Fahrzeuge ohne Vierradlenkung		2	11.8116-0351.1 390538	ATE
			→			2	11.8116-0340.1 390595	ATE
2.0 dCi (DT01, DT08, DT09, DT0K, DT12, DT1C, DT1D, DT1M,...)	110	09/08→12/15				2	11.8116-0340.1 390595	ATE
2.0 dCi (DT0M, DT0N, DT0S, DT19, DT1F)	127	09/08→12/15	←			2	11.8116-0351.1 390538	ATE
2.0 dCi GT (DT11, DT1E, DT1N)	131	09/08→12/15						
2.0 GT	150	09/08→12/15						
3.0 dCi	177	01/12→12/15						
3.0 dCi (DT03)	173	09/08→12/15						
3.5 V6 (DT0P)	175	09/08→12/15						
<b>Dichtungssatz, Bremssattel</b>								
2.0 dCi (DT01, DT08, DT09, DT0K, DT12, DT1C, DT1D, DT1M,...)	110	09/08→12/15		für Fahrzeuge mit Vierradlenkung			11.0441-6008.2 250038	ATE für Kolben-Ø [mm]: 60
2.0 dCi (DT0M, DT0N, DT0S, DT19, DT1F)	127	09/08→12/15						
2.0 dCi GT (DT11, DT1E, DT1N)	131	09/08→12/15						
2.0 GT	150	09/08→12/15					11.0441-6008.2 250038	ATE für Kolben-Ø [mm]: 60
3.0 dCi	177	01/12→12/15						
3.0 dCi (DT03)	173	09/08→12/15						
3.5 V6 (DT0P)	175	09/08→12/15						
<b> Bremsschlauch</b>								
1.5 dCi	81	03/12→12/15				2	24.5251-0185.3 330701	L= 185
2.0 16V Turbo	125	09/08→12/15	←			2	24.5144-0410.3 331242	L= 410
2.0 dCi (DT01, DT08, DT09, DT0K, DT12, DT1C, DT1D, DT1M,...)	110	09/08→12/15						
2.0 dCi (DT0M, DT0N, DT0S, DT19, DT1F)	127	09/08→12/15						
2.0 dCi GT (DT11, DT1E, DT1N)	131	09/08→12/15						
2.0 GT	150	09/08→12/15						
3.0 dCi	177	01/12→12/15						
3.0 dCi (DT03)	173	09/08→12/15						
3.5 V6 (DT0P)	175	09/08→12/15						
<b>RENAULT - LATITUDE (L70_) 07/10→</b>								
<b> Bremssattel</b>								
1.5 dCi (L70R, L731)	81	07/10→	←	☐; 02/11→ 06/13			24.3571-9775.5 241096	ATE - Halter
			←	☐; 02/11→ 06/13			24.3571-9776.5 241097	ATE - Halter
			→	☐; 02/11→ 06/13			24.3387-7035.5 241078	ATE - Halter
			→	☐; 02/11→ 06/13			24.3387-7036.5 241079	ATE - Halter
2.0 16V (L70B)	103	02/11→	←	☐; → 06/13			24.3571-9775.5 241096	ATE - Halter
2.0 16V eco2 Flexfuel (L70B)	103	02/11→	←	☐; → 06/13			24.3571-9776.5 241097	ATE - Halter
2.0 dCi 150 (L70H)	110	02/11→	→	☐; → 06/13			24.3387-7035.5 241078	ATE - Halter
2.0 dCi 175 (L70Y)	127	05/11→	→	☐; → 06/13			24.3387-7036.5 241079	ATE - Halter
2.0 dCi 130	96	12/13→	←	☐			24.3571-9775.5 241096	ATE - Halter
			←	☐			24.3571-9776.5 241097	ATE - Halter
			→	☐			24.3387-7035.5 241078	ATE - Halter
			→	☐			24.3387-7036.5 241079	ATE - Halter
3.0 dCi 240 (L70G)	177	02/11→	←	☐; → 06/13			24.3601-9753.5 241058	ATE - Halter
			←	☐; → 06/13			24.3601-9754.5 241059	ATE - Halter
			→	☐; → 06/13			24.3387-7035.5 241078	ATE - Halter
			→	☐; → 06/13			24.3387-7036.5 241079	ATE - Halter



	kW					! #		
<b>RENAULT - LATITUDE (L70_) 07/10→</b>								
<b>Halter, Bremssattel</b>								
1.5 dCi (L70R, L731)	81	07/10→	➔	☐; 02/11→ 06/13			11.0230-0984.1 260138	ATE
			➔	☐; 02/11→ 06/13			11.8170-0983.1 260122	ATE
2.0 16V (L70B)	103	02/11→	➔	☐; → 06/13			11.0230-0984.1 260138	ATE
2.0 16V eco2 Flexfuel (L70B)	103	02/11→	➔	☐; → 06/13			11.8170-0983.1 260122	ATE
2.0 dCi 150 (L70H)	110	02/11→						
2.0 dCi 175 (L70Y)	127	05/11→						
3.0 dCi 240 (L70G)	177	02/11→						
2.0 dCi 130	96	12/13→	➔	☐			11.0230-0984.1 260138	ATE
			➔	☐			11.8170-0983.1 260122	ATE
<b>Feder, Bremssattel</b>								
1.5 dCi (L70R, L731)	81	07/10→	➔	02/11→ 06/13	2		11.8116-0351.1 390538	ATE
			➔	02/11→ 06/13	2		11.8116-0340.1 390595	ATE
2.0 16V (L70B)	103	02/11→	➔	→ 06/13	2		11.8116-0351.1 390538	ATE
2.0 16V eco2 Flexfuel (L70B)	103	02/11→	➔	→ 06/13	2		11.8116-0340.1 390595	ATE
2.0 dCi 150 (L70H)	110	02/11→						
2.0 dCi 175 (L70Y)	127	05/11→						
3.0 dCi 240 (L70G)	177	02/11→						
2.0 dCi 130	96	12/13→	➔		2		11.8116-0351.1 390538	ATE
			➔		2		11.8116-0340.1 390595	ATE
<b>Führungshülzensatz, Bremssattel</b>								
1.5 dCi (L70R, L731)	81	07/10→	➔	02/11→ 06/13			11.0101-5704.2 260095	ATE
2.0 16V (L70B)	103	02/11→	➔	→ 06/13			11.0101-5704.2 260095	ATE
2.0 16V eco2 Flexfuel (L70B)	103	02/11→	➔	→ 06/13				
2.0 dCi 150 (L70H)	110	02/11→						
2.0 dCi 175 (L70Y)	127	05/11→						
3.0 dCi 240 (L70G)	177	02/11→						
2.0 dCi 130	96	12/13→	➔				11.0101-5704.2 260095	ATE
<b>Dichtungssatz, Bremssattel</b>								
3.0 dCi 240 (L70G)	177	02/11→		→ 06/13			11.0441-6008.2 250038	ATE für Kolben-Ø [mm]: 60
<b>RENAULT - LOGAN/STEPWAY II (L8_) 09/12→</b>								
<b>Feder, Bremssattel</b>								
1.6	83	09/16→	➔		2		11.8116-0264.1 390594	ATE
<b>Führungsbolzen, Bremssattel</b>								
1.6	83	09/16→	➔				11.8171-0008.1 990049	ATE
<b>Bremsschlauch</b>								
1.6	83	09/16→	➔		2		24.5201-0280.3 331569	L= 280
<b>RENAULT - LOGAN I (LS_) 09/04→</b>								
<b>Bremssattel</b>								
1.4	55	09/04→	➔	☐			24.3481-1611.5 240029	TRW - Halter
			➔	☐			24.3481-1612.5 240030	TRW - Halter
1.5 dCi	50	04/07→	➔	☐; → 04/13			24.3481-1615.5 240031	TRW - Halter
1.5 dCi	63	02/08→06/15	➔					
1.6 (LS0L, LS09, LS0V, LS0P, LS18, LS1S, LS1V, LS1Y,...)	77	04/07→	➔	☐; → 04/13			24.3481-1616.5 240032	TRW - Halter
1.6	64	09/04→	➔	☐; → 04/13			24.3481-1611.5 240029	TRW - Halter
			➔	☐; → 04/13			24.3481-1612.5 240030	TRW - Halter
<b>Bremsschlauch</b>								
1.4	55	09/04→	➔		2		24.5111-0300.3 330407	L= 300
							24.5229-0285.3 330032	L= 285
1.5 dCi	50	04/07→	➔	→ 04/13	2		24.5111-0300.3 330407	L= 300
1.5 dCi	63	02/08→06/15	➔					
1.6	64	09/04→						
1.6 (LS0L, LS09, LS0V, LS0P, LS18, LS1S, LS1V, LS1Y,...)	77	04/07→					24.5229-0285.3 330032	L= 285



	kw					! #		
<b>RENAULT - LOGAN I Kombi (KS_) 04/07→</b>								
 <b>Bremssattel</b>								
1.4 1.5 dCi 1.6	55 50 64	10/07→ 04/07→ 04/07→	←	☐; → 04/13			24.3481-1611.5 240029	TRW - Halter
			←	☐; → 04/13			24.3481-1612.5 240030	TRW - Halter
1.5 dCi 1.6 (KSOL, KSOM, KSOP, KS1S)	63 77	02/08→06/15 04/07→	←	☐; → 04/13			24.3481-1615.5 240031	TRW - Halter
			←	☐; → 04/13			24.3481-1616.5 240032	TRW - Halter
 <b>Bremsschlauch</b>								
1.4 1.5 dCi 1.5 dCi 1.6 1.6 (KSOL, KSOM, KSOP, KS1S)	55 50 63 64 77	10/07→ 04/07→ 02/08→06/15 04/07→ 04/07→	←	→ 04/13	2	24.5111-0300.3 330407	L= 300	
			→	→ 04/13	2	24.5229-0285.3 330032	L= 285	
<b>RENAULT - MASTER I Bus (T_) 08/80→07/98</b>								
 <b>Bremsschlauch</b>								
28-35 2.0 28-35 2.1 D 28-35 2.5 D 35 2,5 TD	58 44 55 69	10/86→07/98 08/80→07/98 08/89→07/98 08/89→07/98	←	☐	2	24.5112-0315.3 330509	L= 315	
					2	24.5112-0455.3 330527	L= 455	
<b>RENAULT - MASTER I Kasten (T_) 07/80→07/98</b>								
 <b>Bremsschlauch</b>								
28-35 2,5 D 28-35 2,5 TD 28-35 2.0	55 72 58	08/89→07/98 08/89→07/98 10/86→07/98	←	☐	1	24.5112-0315.3 330509	L= 315	
					2	24.5112-0455.3 330527	L= 455	
<b>RENAULT - MASTER I Pritsche/Fahrgestell (P_) 07/80→07/98</b>								
 <b>Bremsschlauch</b>								
28-35 2.0	58	10/86→07/98	←	☐	1	24.5112-0315.3 330509	L= 315	
					2	24.5112-0455.3 330527	L= 455	
28-35 2.5 D	52	09/80→07/98	←	☐; 08/89→	1	24.5112-0315.3 330509	L= 315	
			←	08/89→	2	24.5112-0455.3 330527	L= 455	
<b>RENAULT - MASTER II Bus (JD) 03/98→</b>								
 <b>Bremssattel</b>								
1.9 dCi 80 1.9 dTi 2.2 dCi 90 2.5 dCi 100 (JDCV) 2.5 dCi 120 3.0 dCi 140 (JD0T)	60 59 66 73 84 100	11/01→ 09/00→ 09/00→ 10/03→ 10/01→ 10/03→	→	☐; → 08/06			24.3424-1701.5 240561	BOS - Halter
			→	☐; → 08/06			24.3424-1702.5 240562	BOS - Halter
2.5 D 2.8 dTi	59 84	07/98→01/01 07/98→10/01	→	☐			24.3424-1701.5 240561	BOS - Halter
			→	☐			24.3424-1702.5 240562	BOS - Halter
2.5 dCi 2.5 dCi 2.5 dCi	74 88 107	08/06→ 08/06→ 08/06→	→	☐; → 12/10			24.3424-1701.5 240561	BOS - Halter
			→	☐; → 12/10			24.3424-1702.5 240562	BOS - Halter
 <b>Bremsschlauch</b>								
1.9 dCi 80 1.9 dTi 2.2 dCi 90 2.5 dCi 120	60 59 66 84	11/01→ 09/00→ 09/00→ 10/01→		☐; → 08/06; - ABS	2	24.5134-0457.3 330752	L= 457	
				☐; → 10/03; + ABS	2	24.5134-0457.3 330752	L= 457	
				☐; → 10/03; + ABS	2	24.5134-0468.3 330704	L= 468	
				☐; → 08/06; - ABS	2	24.5134-0468.3 330704	L= 468	
			←	11/03→ 08/06; + ABS	2	24.5111-0510.3 330819	L= 510	
			→	☐; → 11/03; am Bremssattel	2	24.5111-0326.3 330766	L= 326	
			→	☐; 12/03→ 08/06		24.5251-0465.3 330822	L= 465	
			→	☐; 12/03→ 08/06		24.5258-0450.3 330824	L= 450	
2.5 D 2.8 dTi	59 84	07/98→01/01 07/98→10/01		☐; 08/00→	2	24.5134-0457.3 330752	L= 457	
				☐; 08/00→	2	24.5134-0468.3 330704	L= 468	
				☐; → 07/00	2	24.5134-0518.3 330705	L= 518	
				☐; → 07/00	2	24.5134-0562.3 330706	L= 568	
			→	☐; am Bremssattel	2	24.5111-0326.3 330766	L= 326	
2.5 dCi 2.5 dCi 2.5 dCi	74 88 107	08/06→ 08/06→ 08/06→	←	+ ABS; → 12/10	2	24.5111-0510.3 330819	L= 510	
			←	- ABS; → 12/10; am Bremssattel	2	24.5134-0457.3 330752	L= 457	
			←	- ABS; → 12/10	2	24.5134-0468.3 330704	L= 468	

**RENAULT - MASTER II Bus (JD) 03/98→**

**Bremsschlauch**

2.5 dCi 2.5 dCi 2.5 dCi	74	08/06→	←	- ABS; → 12/10	24.5134-0469.3	331479	L= 469
	88	08/06→	→	☐; - ABS; → 12/10; am Bremssattel	2 24.5111-0326.3	330766	L= 326
	107	08/06→	→	☐; + ABS; → 12/10	24.5251-0465.3	330822	L= 465
				→	☐; + ABS; → 12/10	24.5258-0450.3	330824
2.5 dCi 100 (JDCV) 3.0 dCi 140 (JD0T)	73	10/03→	☐	→ 08/06; - ABS	2 24.5134-0457.3	330752	L= 457
	100	10/03→	☐	→ 08/06; - ABS	2 24.5134-0468.3	330704	L= 468
			←	→ 08/06; + ABS	2 24.5111-0510.3	330819	L= 510
			→	☐; → 11/03; am Bremssattel	2 24.5111-0326.3	330766	L= 326
			→	☐; 12/03→ 08/06	24.5251-0465.3	330822	L= 465
			→	☐; 12/03→ 08/06	24.5258-0450.3	330824	L= 450











**RENAULT - MASTER II Kasten (FD) 07/98→**
































**Bremssattel**










1.9 dCi 80 1.9 dTi 2.2 dCi 90 2.5 dCi 100 (FD0U, FD0V) 2.5 dCi 120 3.0 dCi 140 (HD0S, FD0S, HD1S)	60	11/01→	→	☐; → 08/06	24.3424-1701.5	240561	BOS - Halter
	59	09/00→	→	☐; → 08/06	24.3424-1702.5	240562	BOS - Halter
	66	09/00→	→	☐; → 08/06			
2.5 D 2.8 dTi	59	07/98→01/01	→	☐; 08/00→	24.3424-1701.5	240561	BOS - Halter
	84	07/98→10/01	→	☐; 08/00→	24.3424-1702.5	240562	BOS - Halter
2.5 dCi	74	08/06→01/10	→	☐	24.3424-1701.5	240561	BOS - Halter
			→	☐	24.3424-1702.5	240562	BOS - Halter
2.5 dCi 2.5 dCi	88	08/06→	→	☐; → 12/10	24.3424-1701.5	240561	BOS - Halter
	107	08/06→	→	☐; → 12/10	24.3424-1702.5	240562	BOS - Halter










**Bremsschlauch**

1.9 dCi 80 1.9 dTi 2.2 dCi 90 2.5 dCi 120	60	11/01→	☐	→ 08/06; - ABS	2 24.5134-0457.3	330752	L= 457
	59	09/00→	☐	→ 10/03; + ABS	2 24.5134-0457.3	330752	L= 457
	66	09/00→	☐	→ 10/03; + ABS	2 24.5134-0468.3	330704	L= 468
	84	10/01→	☐	→ 08/06; - ABS	2 24.5134-0468.3	330704	L= 468
			←	11/03→ 08/06; + ABS	2 24.5111-0510.3	330819	L= 510
			→	☐; → 11/03; am Bremssattel	2 24.5111-0326.3	330766	L= 326
			→	☐; 12/03→ 08/06	24.5251-0465.3	330822	L= 465
			→	☐; 12/03→ 08/06	24.5258-0450.3	330824	L= 450
2.5 D	59	07/98→01/01	☐	08/00→	2 24.5134-0457.3	330752	L= 457
			☐	08/00→	2 24.5134-0468.3	330704	L= 468
			☐		2 24.5134-0518.3	330705	L= 518
			☐		2 24.5134-0562.3	330706	L= 568
			→	☐; am Bremssattel	2 24.5111-0326.3	330766	L= 326
2.5 dCi	74	08/06→01/10	←	+ ABS	2 24.5111-0510.3	330819	L= 510
			←	- ABS; am Bremssattel	2 24.5134-0457.3	330752	L= 457
			←	- ABS	2 24.5134-0468.3	330704	L= 468
					24.5134-0469.3	331479	L= 469
			→	☐; - ABS; am Bremssattel	2 24.5111-0326.3	330766	L= 326
			→	☐; + ABS	24.5251-0465.3	330822	L= 465
			→	☐; + ABS	24.5258-0450.3	330824	L= 450
2.5 dCi 2.5 dCi	88	08/06→	←	+ ABS; → 12/10	2 24.5111-0510.3	330819	L= 510
	107	08/06→	←	- ABS; → 12/10; am Bremssattel	2 24.5134-0457.3	330752	L= 457
			←	- ABS; → 12/10	2 24.5134-0468.3	330704	L= 468
					24.5134-0469.3	331479	L= 469
			→	☐; - ABS; → 12/10; am Bremssattel	2 24.5111-0326.3	330766	L= 326
			→	☐; + ABS; → 12/10	24.5251-0465.3	330822	L= 465
			→	☐; + ABS; → 12/10	24.5258-0450.3	330824	L= 450
2.5 dCi 100 (FD0U, FD0V) 3.0 dCi 140 (HD0S, FD0S, HD1S)	73	10/03→	☐	→ 08/06; - ABS	2 24.5134-0457.3	330752	L= 457
	100	10/03→	☐	→ 08/06; - ABS	2 24.5134-0468.3	330704	L= 468











	kw			 	! #		
<b>RENAULT - MASTER II Kasten (FD) 07/98→</b>							
 <b>Bremsschlauch</b>							
2.5 dCi 100 (FD0U, FD0V)	73	10/03→	←	→ 08/06; + ABS	2	24.5111-0510.3 330819	L= 510
3.0 dCi 140 (HD0S, FD0S, HD1S)	100	10/03→	→	↘; → 11/03; am Bremssattel	2	24.5111-0326.3 330766	L= 326
			→	↘; 12/03→ 08/06		24.5251-0465.3 330822	L= 465
			→	↘; 12/03→ 08/06		24.5258-0450.3 330824	L= 450
2.8 dTI	84	07/98→10/01	↘	08/00→	2	24.5134-0457.3 330752	L= 457
			↗	08/00→	2	24.5134-0468.3 330704	L= 468
			↘	→ 07/00	2	24.5134-0518.3 330705	L= 518
			↗	→ 07/00	2	24.5134-0562.3 330706	L= 568
			→	↘; am Bremssattel	2	24.5111-0326.3 330766	L= 326
<b>RENAULT - MASTER II Pritsche/Fahrgestell (ED/HD/UD) 07/98→</b>							
 <b>Bremssattel</b>							
2.2 dCi 90	66	09/00→	→	↘; → 08/06		24.3424-1701.5 240561	BOS - Halter
2.5 dCi 100 (ED4V, ED8V)	73	10/03→	→	↘; → 08/06		24.3424-1702.5 240562	BOS - Halter
2.5 dCi 120	84	10/01→					
3.0 dCi 140 (ED0S, UD0S)	100	10/03→					
2.5 D	59	07/98→01/01	→	↘; 08/00→		24.3424-1701.5 240561	BOS - Halter
2.8 dTI	84	07/98→10/01	→	↘; 08/00→		24.3424-1702.5 240562	BOS - Halter
2.5 dCi	74	08/06→	→	↘; → 12/10		24.3424-1701.5 240561	BOS - Halter
2.5 dCi	88	08/06→	→	↘; → 12/10		24.3424-1702.5 240562	BOS - Halter
2.5 dCi	107	08/06→	→	↘; → 12/10		24.3424-1702.5 240562	BOS - Halter
 <b>Bremsschlauch</b>							
2.2 dCi 90	66	09/00→		↘; → 10/03	2	24.5134-0457.3 330752	L= 457
				↘; → 08/06; - ABS	2	24.5134-0457.3 330752	L= 457
				↗; → 08/06; - ABS	2	24.5134-0468.3 330704	L= 468
				↗; → 10/03	2	24.5134-0468.3 330704	L= 468
			←	11/03→ 08/06; + ABS	2	24.5111-0510.3 330819	L= 510
			→	↘; → 11/03; am Bremssattel	2	24.5111-0326.3 330766	L= 326
			→	↘; 12/03→ 08/06		24.5251-0465.3 330822	L= 465
			→	↘; 12/03→ 08/06		24.5258-0450.3 330824	L= 450
2.5 D 2.8 dTI	59 84	07/98→01/01 07/98→10/01	↘	08/00→	2	24.5134-0457.3 330752	L= 457
			↗	08/00→	2	24.5134-0468.3 330704	L= 468
			↘	→ 07/00	2	24.5134-0518.3 330705	L= 518
			↗	→ 07/00	2	24.5134-0562.3 330706	L= 568
			→	↘; am Bremssattel	2	24.5111-0326.3 330766	L= 326
2.5 dCi 2.5 dCi 2.5 dCi	74 88 107	08/06→ 08/06→ 08/06→	←	+ ABS; → 12/10	2	24.5111-0510.3 330819	L= 510
			←	- ABS; → 12/10; am Bremssattel	2	24.5134-0457.3 330752	L= 457
			←	- ABS; → 12/10	2	24.5134-0468.3 330704	L= 468
						24.5134-0469.3 331479	L= 469
			→	↘; - ABS; → 12/10; am Bremssattel	2	24.5111-0326.3 330766	L= 326
			→	↘; + ABS; → 12/10		24.5251-0465.3 330822	L= 465
			→	↘; + ABS; → 12/10		24.5258-0450.3 330824	L= 450
2.5 dCi 100 (ED4V, ED8V)	73	10/03→		↘; → 08/06; - ABS	2	24.5134-0457.3 330752	L= 457
				↗; → 08/06; - ABS	2	24.5134-0468.3 330704	L= 468
			←	→ 08/06; + ABS	2	24.5111-0510.3 330819	L= 510
			→	↘; → 11/03; am Bremssattel	2	24.5111-0326.3 330766	L= 326
			→	↘; 12/03→ 08/06		24.5251-0465.3 330822	L= 465
			→	↘; 12/03→ 08/06		24.5258-0450.3 330824	L= 450
2.5 dCi 120	84	10/01→		↘; → 08/06; - ABS	2	24.5134-0457.3 330752	L= 457
				↘; → 10/03; + ABS	2	24.5134-0457.3 330752	L= 457
				↗; → 10/03; + ABS	2	24.5134-0468.3 330704	L= 468
				↗; → 08/06; - ABS	2	24.5134-0468.3 330704	L= 468
			←	11/03→ 08/06; + ABS	2	24.5111-0510.3 330819	L= 510
			→	↘; → 11/03; am Bremssattel	2	24.5111-0326.3 330766	L= 326
			→	↘; 12/03→ 08/06		24.5251-0465.3 330822	L= 465
			→	↘; 12/03→ 08/06		24.5258-0450.3 330824	L= 450
↓							

	kw			 	! #				
<b>RENAULT - MASTER II Pritsche/Fahrgestell (ED/HD/UD) 07/98→</b>									
 <b>Bremsschlauch</b>									
3.0 dCi 140 (ED0S, UD0S)	100	10/03→		 ; → 08/06; - ABS	2	24.5134-0457.3	330752	L= 457	
				 ; → 08/06; - ABS	2	24.5134-0468.3	330704	L= 468	
				 → 08/06; + ABS	2	24.5111-0510.3	330819	L= 510	
				  ; → 11/03; am Bremssattel	2	24.5111-0326.3	330766	L= 326	
				  ; 11/03→ 08/06		24.5251-0465.3	330822	L= 465	
				  ; 11/03→ 08/06		24.5258-0450.3	330824	L= 450	
<b>RENAULT - MASTER III Bus (JV) 02/11→</b>									
 <b>Bremsschlauch</b>									
2.3 dCi 100 FWD (JV0A, JV0B, JV0G, JV0H)	74	02/11→			2	24.5103-0375.3	331556	L= 375	
2.3 dCi 110 FWD (JV0R, JV0W)	81	09/14→			für Fahrzeuge ohne Spurverbreiterung; nicht für Campingfahrzeuge	2	24.5111-0595.3	331495	L= 595
2.3 dCi 125 FWD (JV0C, JV0D, JV0H, JV0G, JV0J)	92	02/11→							
2.3 dCi 135 FWD (JV0N, JV08)	100	07/14→							
2.3 dCi 145 FWD (JV0F, JV0S, JV0T)	107	02/11→							
2.3 dCi 150 FWD (JV0F, JV03)	110	10/12→							
2.3 dCi 165 FWD (JV0P, JV0U)	120	07/14→							
2.3 dCi 170 FWD (JV0L)	125	07/15→							
2.3 dCi 180 FWD (JV04)	132	01/20→							
<b>RENAULT - MASTER III Kasten (FV) 02/10→</b>									
 <b>Bremsschlauch</b>									
2.3 dCi 100 FWD (FV0A, FV0B, FV0G, FV0K, FV0H)	74	02/10→			2	24.5103-0375.3	331556	L= 375	
2.3 dCi 110 FWD (FV0R, FV0W)	81	09/14→			mit Einfachbereifung; nicht für Campingfahrzeuge	2	24.5111-0595.3	331495	L= 595
2.3 dCi 125 FWD (FV0C, FV0D, FV0G, FV0H, FV0J, FV0K)	92	02/10→							
2.3 dCi 130 FWD (FV0M, FV0Y)	96	06/16→							
2.3 dCi 135 FWD (FV0N, FV08)	100	07/14→							
2.3 dCi 145 FWD (FV0E, FV0F, FV0H, FV02, FV0M, FV0S,...)	107	02/10→							
2.3 dCi 150 FWD (FV0F, FV03)	110	03/13→							
2.3 dCi 165 FWD (FV0P, FV0U, FV11, FV12)	120	07/14→							
2.3 dCi 170 FWD (FV0L)	125	07/15→							
2.3 dCi 100 RWD (FV0B)	74	02/10→			2	24.5103-0375.3	331556	L= 375	
2.3 dCi 125 RWD (FV0C, FV0D, FV0H, FV0J, FV0A, FV0K)	92	02/10→							
2.3 dCi 130 RWD (FV01, FV10, FV11, FV12)	96	03/12→							
2.3 dCi 135 RWD (FV0N)	100	07/14→							
2.3 dCi 145 RWD (FV0E, FV0F, FV0T, FV10, FV12)	107	02/10→							
2.3 dCi 150 RWD (FV0F)	110	03/13→							
2.3 dCi 165 RWD (FV0P, FV0U, FV10, FV12)	120	07/14→							
2.3 dCi 180 FWD (FV04) Z.E. (FV1Z)	132 57	07/19→ 03/18→				2	24.5103-0375.3	331556	L= 375
						für Fahrzeuge ohne Spurverbreiterung; nicht für Campingfahrzeuge	2	24.5111-0595.3	331495
<b>RENAULT - MASTER III Pritsche/Fahrgestell (EV, HV, UV) 02/10→</b>									
 <b>Bremsschlauch</b>									
2.3 dCi 100 FWD (EV0A, EV0B, HV0A, HV0B, UV0A, UV0B,...)	74	02/10→			2	24.5103-0375.3	331556	L= 375	
					mit Einfachbereifung; nicht für Campingfahrzeuge	2	24.5111-0595.3	331495	L= 595
									









	kw			 	! #		
<b>RENAULT - MASTER III Pritsche/Fahrgestell (EV, HV, UV) 02/10→</b>							
 <b>Bremsschlauch</b>							
2.3 dCi 110 FWD (EV0R, EV0W, HV0R, HV0W, UV0R, UV0W)	81	09/14→	←		2	24.5103-0375.3 331556	L= 375
2.3 dCi 125 FWD (EV0C, EV0D, EV0J, HV0C, HV0D, HV0H,...)	92	02/10→	→	mit Einfachbereifung; nicht für Campingfahrzeuge	2	24.5111-0595.3 331495	L= 595
2.3 dCi 130 FWD (EV0Y, HV0Y, UV0M, UV0Y)	96	03/12→					
2.3 dCi 135 FWD (EV0N, HV0N, UV0N, EV08, HV08, UV08)	100	07/14→					
2.3 dCi 145 FWD (EV0E, EV0F, HV0E, HV0F, UV0E, UV0F,...)	107	02/10→					
2.3 dCi 150 FWD (EV0F, HV0F, UV0F, EV03, HV03, UV03)	110	03/13→					
2.3 dCi 165 FWD (EV0P, EV0U, EV11, EV12, HV0P, HV0U,...)	120	07/14→					
2.3 dCi 170 FWD (EV0L, HV0L, UV0L)	125	06/16→					
2.3 dCi 100 RWD (HV0B, UV0B)	74	02/10→	←		2	24.5103-0375.3 331556	L= 375
2.3 dCi 125 RWD (HV0C, HV0D, UV0C, UV0D, UV0H, UV0J,...)	92	02/10→					
2.3 dCi 130 RWD (HV01, HV10, HV11, HV12, UV01, UV10,...)	96	07/16→					
2.3 dCi 135 RWD (HV0N, UV0N)	100	07/14→					
2.3 dCi 145 RWD (UV0F, UV0E, HV0E, HV0F, HV0T, HV10,...)	107	02/10→					
2.3 dCi 150 RWD (HV0F, UV0F)	110	03/13→					
2.3 dCi 165 RWD (HV0P, HV0U, HV10, HV12, UV0P, UV0U,...)	120	07/14→					
2.3 dCi 180 FWD (EV04, HV04, UV04)	132	07/19→	←		2	24.5103-0375.3 331556	L= 375
Z.E. (EV1Z, UV1Z)	57	03/18→	→	für Fahrzeuge ohne Spurverbreiterung; nicht für Campingfahrzeuge	2	24.5111-0595.3 331495	L= 595
<b>RENAULT - MEGANE I (BA0/1_) 08/95→12/04</b>							
 <b>Bremssattel</b>							
1.4 16V (BA0D, BA1H, BA0W, BA10)	70	03/99→08/03	←	☐; → 12/02		24.3481-1615.5 240031	TRW - Halter
1.9 TDI	69	09/96→08/03	←	☐; → 12/02		24.3481-1616.5 240032	TRW - Halter
2.0 i	80	03/99→08/03					
2.0 i (BA0G)	84	01/96→08/03					
1.4 e (BA0E, BA0V)	55	01/96→08/03	←	☐; → 10/97		24.3481-1611.5 240029	TRW - Halter
			←	☐; → 10/97		24.3481-1612.5 240030	TRW - Halter
			←	☐; 11/97→ 12/02		24.3481-1615.5 240031	TRW - Halter
			←	☐; 06/98→ 12/02		24.3481-1615.5 240031	TRW - Halter
			←	☐; 11/97→ 12/02		24.3481-1616.5 240032	TRW - Halter
			←	☐; 06/98→ 12/02		24.3481-1616.5 240032	TRW - Halter
1.4 Eco (BA0T)	52	01/96→03/99	←	☐; → 10/97		24.3481-1611.5 240029	TRW - Halter
1.6 i (BA0L)	55	01/96→03/99	←	☐; → 10/97		24.3481-1612.5 240030	TRW - Halter
			←	☐; 11/97→		24.3481-1615.5 240031	TRW - Halter
			←	☐; 11/97→		24.3481-1616.5 240032	TRW - Halter
1.6 16V (BA04, BA0B, BA11, BA1J, BA16, BA19, BA1K, BA1V,...)	79	03/99→08/02	←	☐; für Fahrzeuge mit verstärktem Fahrwerk		24.3481-1615.5 240031	TRW - Halter
			←	☐; für Fahrzeuge mit verstärktem Fahrwerk		24.3481-1616.5 240032	TRW - Halter
			←	☐		24.3541-1749.5 240427	TRW - Halter
			←	☐; für Fahrzeuge ohne verstärktes Fahrwerk		24.3541-1749.5 240427	TRW - Halter
			←	☐; für Fahrzeuge ohne verstärktes Fahrwerk		24.3541-1750.5 240428	TRW - Halter
			←	☐		24.3541-1750.5 240428	TRW - Halter
1.6 e (BA0F, BA0S)	66	01/96→03/99	←	☐		24.3481-1615.5 240031	TRW - Halter
↓							








	kw			 	! #		
<b>RENAULT - MEGANE I (BA0/1_) 08/95→12/04</b>							
<b> Bremssattel</b>							
1.6 e (BA0F, BA0S)	66	01/96→03/99	←	☐		24.3481-1616.5 240032	TRW - Halter
1.8 16V (BA06, BA12, BA1A, BA1M, BA1R)	85	01/01→08/03	←	☐; → 12/02		24.3541-1749.5 240427	TRW - Halter
	75	02/01→08/03	←	☐; → 12/02		24.3541-1750.5 240428	TRW - Halter
1.9 dCi (BA05, BA1F)	59	02/01→08/03					
	59	02/01→08/03					
1.9 D Eco (BA0A, BA0U, BA0R)	47	01/96→08/03	←	☐; → 10/97		24.3481-1611.5 240029	TRW - Halter
			←	☐; → 10/97		24.3481-1612.5 240030	TRW - Halter
			←	☐; 11/97→ 12/02		24.3481-1615.5 240031	TRW - Halter
			←	☐; → 12/02		24.3481-1615.5 240031	TRW - Halter
			←	☐; 06/98→ 12/02		24.3481-1615.5 240031	TRW - Halter
			←	☐; 06/98→ 12/02		24.3481-1616.5 240032	TRW - Halter
			←	☐; 11/97→ 12/02		24.3481-1616.5 240032	TRW - Halter
			←	☐; → 12/02		24.3481-1616.5 240032	TRW - Halter
1.9 dT (B/SA0K, B/SA0Y)	66	01/96→08/03	←	☐; → 01/98		24.3481-1615.5 240031	TRW - Halter
			←	☐; → 01/98		24.3481-1616.5 240032	TRW - Halter
1.9 dTi (BA08, BA0N)	72	03/97→02/01	←	☐; → 02/99		24.3481-1615.5 240031	TRW - Halter
			←	☐		24.3481-1615.5 240031	TRW - Halter
			←	☐; → 02/99		24.3481-1616.5 240032	TRW - Halter
			←	☐		24.3481-1616.5 240032	TRW - Halter
			←	☐; 03/99→		24.3541-1749.5 240427	TRW - Halter
2.0 16V (BA0H)	108	07/96→08/03	←	☐; → 09/98		24.3541-1741.5 240215	TRW - Halter
			←	☐; → 09/98		24.3541-1742.5 240216	TRW - Halter
			←	☐; 10/98→ 12/02		24.3541-1749.5 240427	TRW - Halter
			←	☐; 10/98→ 12/02		24.3541-1750.5 240428	TRW - Halter
<b>Zubehörsatz, Bremssattel</b>							
1.4 16V (BA0D, BA1H, BA0W, BA10)	70	03/99→08/03	←	→ 12/02		24.0101-4806.2 260052	TRW
1.9 TDI	69	09/96→08/03					
2.0 i	80	03/99→08/03					
2.0 i (BA0G)	84	01/96→08/03					
1.4 e (BA0E, BA0V)	55	01/96→08/03	←	11/97→ 12/02		24.0101-4806.2 260052	TRW
			←	06/98→ 12/02		24.0101-4806.2 260052	TRW
			←	→ 10/97		24.0101-4807.2 260053	TRW
1.4 Eco (BA0T)	52	01/96→03/99	←	11/97→		24.0101-4806.2 260052	TRW
1.6 i (BA0L)	55	01/96→03/99	←	→ 10/97		24.0101-4807.2 260053	TRW
1.6 16V (BA04, BA0B, BA11, BA1J, BA16, BA19, BA1K, BA1V,...)	79	03/99→08/02	←	für Fahrzeuge mit verstärktem Fahrwerk		24.0101-4806.2 260052	TRW
1.6 e (BA0F, BA0S)	66	01/96→03/99	←			24.0101-4806.2 260052	TRW
1.9 D Eco (BA0A, BA0U, BA0R)	47	01/96→08/03	←	11/97→ 12/02		24.0101-4806.2 260052	TRW
			←	→ 12/02		24.0101-4806.2 260052	TRW
			←	06/98→ 12/02		24.0101-4806.2 260052	TRW
			←	→ 10/97		24.0101-4807.2 260053	TRW
1.9 dT (B/SA0K, B/SA0Y)	66	01/96→08/03	←	→ 01/98		24.0101-4806.2 260052	TRW
1.9 dTi (BA08, BA0N)	72	03/97→02/01	←			24.0101-4806.2 260052	TRW
			←	→ 02/99		24.0101-4806.2 260052	TRW
<b> Bremsschlauch</b>							
1.4 16V (BA0D, BA1H, BA0W, BA10)	70	03/99→08/03	←	→ 12/02	2	24.5111-0390.3 330566	L= 390
1.4 e (BA0E, BA0V)	55	01/96→08/03	→	→ 12/02	2	24.5229-0265.3 330540	L= 265
1.8 16V (BA06, BA12, BA1A, BA1M, BA1R)	85	01/01→08/03					
1.9 dCi (BA05, BA1F)	75	02/01→08/03					
1.9 D Eco (BA0A, BA0U, BA0R)	47	01/96→08/03					
1.9 dT (B/SA0K, B/SA0Y)	66	01/96→08/03					
1.9 dTi (BA1U)	59	02/01→08/03					
1.9 TDI	69	09/96→08/03					
↓							



	kW			 	! #			
<b>RENAULT - MEGANE I (BA0/1_) 08/95→12/04</b>								
 <b>Bremsschlauch</b>								
2.0 16V (BA0H) 2.0 i	108 80	07/96→08/03 03/99→08/03	← → 12/02 → → 12/02		2 2	24.5111-0390.3 24.5229-0265.3	330566 330540	L= 390 L= 265
1.4 Eco (BA0T) 1.6 16V (BA04, BA0B, BA11, BA1J, BA16, BA19, BA1K, BA1V,... 1.6 e (BA0F, BA0S) 1.6 i (BA0L)	52 79 66 55	01/96→03/99 03/99→08/02 01/96→03/99 01/96→03/99	← → ← →		2 2	24.5111-0390.3 24.5229-0265.3	330566 330540	L= 390 L= 265
1.9 dTi (BA08, BA0N)	72	03/97→02/01	← ← → →		2 2 2 2	24.5111-0390.3 24.5111-0390.3 24.5229-0265.3 24.5229-0265.3	330566 330566 330540 330540	L= 390 L= 390 L= 265 L= 265
2.0 i (BA0G)	84	01/96→08/03	← → 12/02 → → 12/02		2 2	24.5111-0390.3 24.5229-0265.3	330566 330540	L= 390 L= 265
<b>RENAULT - MEGANE I Cabriolet (EA0/1_) 10/96→08/03</b>								
 <b>Bremssattel</b>								
1.4 16V (EA0D, EA1H, EA0W, EA10)	70	03/99→08/03	← □ ← □ ← □; 10/00→ ← □; 10/00→			24.3481-1615.5 24.3481-1616.5 24.3541-1749.5 24.3541-1750.5	240031 240032 240427 240428	TRW - Halter TRW - Halter TRW - Halter TRW - Halter
1.6 16V (EA04, EA0B, EA11, EA1J) 2.0 16V	79 102	03/99→07/03 01/02→08/03	← □ ← □			24.3541-1749.5 24.3541-1750.5	240427 240428	TRW - Halter TRW - Halter
1.6 e (EA0F) 2.0 (EA0G) 2.0 i (EA0G)	66 84 80	10/96→03/99 04/97→08/03 03/99→08/03	← □ ← □ ← □			24.3481-1615.5 24.3481-1616.5	240031 240032	TRW - Halter TRW - Halter
2.0 16V (EA0H)	108	10/96→11/99	← □; → 08/98; für Linkslenker ← □; → 08/98; für Linkslenker ← □; 09/98→ ← □; 09/98→ ← □; → 08/98; für Rechtslenker ← □; → 08/98; für Rechtslenker			24.3541-1741.5 24.3541-1742.5 24.3541-1749.5 24.3541-1750.5 24.3601-1707.5 24.3601-1708.5	240215 240216 240427 240428 240229 240230	TRW - Halter TRW - Halter TRW - Halter TRW - Halter TRW - Halter TRW - Halter
2.0 16V IDE (EA03, EA0P, EA14)	103	11/99→08/03	← □ ← □; 10/00→ ← □ ← □; 10/00→			24.3541-1749.5 24.3541-1749.5 24.3541-1750.5 24.3541-1750.5	240427 240427 240428 240428	TRW - Halter TRW - Halter TRW - Halter TRW - Halter
<b>Zubehörsatz, Bremssattel</b>								
1.4 16V (EA0D, EA1H, EA0W, EA10) 1.6 e (EA0F) 2.0 (EA0G) 2.0 i (EA0G)	70 66 84 80	03/99→08/03 10/96→03/99 04/97→08/03 03/99→08/03	←			24.0101-4806.2	260052	TRW
 <b>Bremsschlauch</b>								
1.4 16V (EA0D, EA1H, EA0W, EA10) 1.6 16V (EA04, EA0B, EA11, EA1J) 1.6 e (EA0F) 2.0 (EA0G) 2.0 16V (EA0H) 2.0 i (EA0G)	70 79 66 84 108 80	03/99→08/03 03/99→07/03 10/96→03/99 04/97→08/03 10/96→11/99 03/99→08/03	← → ← → ← →		2 2	24.5111-0390.3 24.5229-0265.3	330566 330540	L= 390 L= 265
2.0 16V	102	01/02→08/03	← → 01/02 →		2 2	24.5111-0390.3 24.5229-0265.3	330566 330540	L= 390 L= 265
2.0 16V IDE (EA03, EA0P, EA14)	103	11/99→08/03	← 10/00→ ← → 10/00→ →		2 2 2	24.5111-0390.3 24.5111-0390.3 24.5229-0265.3	330566 330566 330540	L= 390 L= 390 L= 265



	kw			 	! #		
<b>RENAULT - MEGANE I Classic (LA0/1 _ ) 09/96→08/08</b>							
<b> Bremssattel</b>							
1.4 (LA0E, LA0V)	55	09/96→08/03	←	☐; → 10/97; + ABS	24.3481-1611.5	240029	TRW - Halter
			←	☐; → 10/97; + ABS	24.3481-1612.5	240030	TRW - Halter
			←	☐; 11/97→ 12/02; + ABS	24.3481-1615.5	240031	TRW - Halter
			←	☐; 04/98→ 12/02	24.3481-1615.5	240031	TRW - Halter
			←	☐; 04/98→ 12/02	24.3481-1616.5	240032	TRW - Halter
			←	☐; 11/97→ 12/02; + ABS	24.3481-1616.5	240032	TRW - Halter
1.4 16V (LA0D, LA1H, IA0W, LA10) 1.9 dTi (LA1U)	70	03/99→08/03	←	☐; → 12/02	24.3481-1615.5	240031	TRW - Halter
	59	02/01→08/03	←	☐; → 12/02	24.3481-1616.5	240032	TRW - Halter
1.6 16V (LA00, LA04, LA0B, LA11, LA16, LA19, LA1J, LA1K,....)	79	03/99→07/03	←	☐; → 12/02	24.3481-1615.5	240031	TRW - Halter
			←	☐; → 12/02	24.3541-1749.5	240427	TRW - Halter
			←	☐; → 12/02; für Fahrzeuge mit verstärktem Fahrwerk	24.3481-1616.5	240032	TRW - Halter
			←	☐; → 12/02; für Fahrzeuge mit verstärktem Fahrwerk	24.3481-1616.5	240032	TRW - Halter
			←	☐; → 12/02	24.3481-1616.5	240032	TRW - Halter
			←	☐; → 12/02	24.3541-1750.5	240428	TRW - Halter
			←	☐; → 12/02; für Fahrzeuge ohne verstärktes Fahrwerk	24.3541-1749.5	240427	TRW - Halter
1.6 e (LA0F, LA0S)	66	09/96→03/99	←	☐	24.3481-1615.5	240031	TRW - Halter
			←	☐	24.3481-1616.5	240032	TRW - Halter
1.6 i (LA0L)	55	09/96→03/99	←	☐; → 10/97	24.3481-1611.5	240029	TRW - Halter
			←	☐; → 10/97	24.3481-1612.5	240030	TRW - Halter
			←	☐; 11/97→	24.3481-1615.5	240031	TRW - Halter
			←	☐; 11/97→	24.3481-1616.5	240032	TRW - Halter
1.8 16V (LA06, LA12, LA1A, LA1M, LA1R) 1.9 dCi (LA05, LA1F) 2.0 i (LA0G)	85	01/01→08/03	←	☐; → 12/02	24.3541-1749.5	240427	TRW - Halter
	75	02/01→08/03	←	☐; → 12/02	24.3541-1750.5	240428	TRW - Halter
	80	03/99→08/03	←	☐; → 12/02	24.3541-1750.5	240428	TRW - Halter
1.9 D (LA0A, LA0U, LA0R)	47	09/96→08/03	←	☐; → 10/97	24.3481-1611.5	240029	TRW - Halter
			←	☐; → 10/97	24.3481-1612.5	240030	TRW - Halter
			←	☐; 11/97→ 12/02	24.3481-1615.5	240031	TRW - Halter
			←	☐; 09/98→ 12/02	24.3481-1615.5	240031	TRW - Halter
			←	☐; 11/97→ 12/02	24.3481-1616.5	240032	TRW - Halter
			←	☐; 09/98→ 12/02	24.3481-1616.5	240032	TRW - Halter
1.9 dT (LA0K, LA0Y) 1.9 TDI	66	09/96→08/03	←	☐; → 12/02	24.3481-1615.5	240031	TRW - Halter
	69	09/96→08/03	←	☐; → 12/02	24.3481-1616.5	240032	TRW - Halter
1.9 dTi (LA08, LA0N)	72	03/97→02/01	←	☐; → 02/99	24.3481-1615.5	240031	TRW - Halter
			←	☐	24.3481-1615.5	240031	TRW - Halter
			←	☐; → 02/99	24.3541-1749.5	240427	TRW - Halter
			←	☐; → 02/99	24.3481-1616.5	240032	TRW - Halter
			←	☐	24.3481-1616.5	240032	TRW - Halter
			←	☐; 03/99→	24.3541-1749.5	240427	TRW - Halter
			←	☐; 03/99→	24.3541-1750.5	240428	TRW - Halter
2.0 i (LA07, LA0G)	84	09/96→08/03	←	☐; → 02/99	24.3481-1615.5	240031	TRW - Halter
			←	☐; → 02/99	24.3481-1616.5	240032	TRW - Halter
			←	☐; → 12/02	24.3541-1749.5	240427	TRW - Halter
			←	☐; 03/99→ 12/02	24.3541-1749.5	240427	TRW - Halter
			←	☐; → 12/02	24.3541-1750.5	240428	TRW - Halter
			←	☐; 03/99→ 12/02	24.3541-1750.5	240428	TRW - Halter
<b>Zubehörsatz, Bremssattel</b>							
1.4 (LA0E, LA0V) ↓	55	09/96→08/03	←	11/97→ 12/02; + ABS	24.0101-4806.2	260052	TRW
			←	04/98→ 12/02	24.0101-4806.2	260052	TRW

	kw			 	! #		
<b>RENAULT - MEGANE I Classic (LA0/1_) 09/96→08/08</b>							
<b>Zubehörsatz, Bremssattel</b>							
1.4 (LA0E, LA0V)	55	09/96→08/03	←	→ 10/97; + ABS		24.0101-4807.2 260053	TRW
1.4 16V (LA0D, LA1H, IA0W, LA10)	70	03/99→08/03	←	→ 12/02		24.0101-4806.2 260052	TRW
1.9 dT (LA0K, LA0Y)	66	09/96→08/03					
1.9 dTi (LA1U)	59	02/01→08/03					
1.9 TDI	69	09/96→08/03					
1.6 16V (LA00, LA04, LA0B, LA11, LA16, LA19, LA1J, LA1K,...)	79	03/99→07/03	←	→ 12/02		24.0101-4806.2 260052	TRW
			←	→ 12/02; für Fahrzeuge mit verstärktem Fahrwerk		24.0101-4806.2 260052	TRW
1.6 e (LA0F, LA0S)	66	09/96→03/99	←			24.0101-4806.2 260052	TRW
1.6 i (LA0L)	55	09/96→03/99	←	11/97→		24.0101-4806.2 260052	TRW
			←	→ 10/97		24.0101-4807.2 260053	TRW
1.9 D (LA0A, LA0U, LA0R)	47	09/96→08/03	←	11/97→ 12/02		24.0101-4806.2 260052	TRW
			←	09/98→ 12/02		24.0101-4806.2 260052	TRW
			←	→ 10/97		24.0101-4807.2 260053	TRW
1.9 dTi (LA08, LA0N)	72	03/97→02/01	←			24.0101-4806.2 260052	TRW
			←	→ 02/99		24.0101-4806.2 260052	TRW
2.0 i (LA07, LA0G)	84	09/96→08/03	←	→ 02/99		24.0101-4806.2 260052	TRW
<b>Bremsschlauch</b>							
1.4 (LA0E, LA0V)	55	09/96→08/03	←	→ 12/02	2	24.5111-0390.3 330566	L= 390
1.4 16V (LA0D, LA1H, IA0W, LA10)	70	03/99→08/03	→	→ 12/02	2	24.5229-0265.3 330540	L= 265
1.6 16V (LA00, LA04, LA0B, LA11, LA16, LA19, LA1J, LA1K,...)	79	03/99→07/03					
1.8 16V (LA06, LA12, LA1A, LA1M, LA1R)	85	01/01→08/03					
1.9 D (LA0A, LA0U, LA0R)	47	09/96→08/03					
1.9 dT (LA0K, LA0Y)	66	09/96→08/03					
1.9 dTi (LA1U)	59	02/01→08/03					
1.9 TDI	69	09/96→08/03					
1.6 e (LA0F, LA0S)	66	09/96→03/99	←		2	24.5111-0390.3 330566	L= 390
1.6 i (LA0L)	55	09/96→03/99	→		2	24.5229-0265.3 330540	L= 265
1.9 dCi (LA05, LA1F)	75	02/01→08/03	←	→ 12/02	2	24.5111-0390.3 330566	L= 390
1.9 dTi (LA08, LA0N)	72	03/97→02/01	←		2	24.5111-0390.3 330566	L= 390
			←		2	24.5111-0390.3 330566	L= 390
			→		2	24.5229-0265.3 330540	L= 265
			→		2	24.5229-0265.3 330540	L= 265
2.0 i (LA07, LA0G)	84	09/96→08/03	←	→ 12/02	2	24.5111-0390.3 330566	L= 390
			←	→ 12/02	2	24.5111-0390.3 330566	L= 390
			→	→ 12/02	2	24.5229-0265.3 330540	L= 265
			→	→ 12/02	2	24.5229-0265.3 330540	L= 265
<b>RENAULT - MEGANE I Coach (DA0/1_) 03/96→08/03</b>							
<b>Bremssattel</b>							
1.4 16V (DA0D, DA1H, DA0W, DA10)	70	03/99→07/03	←	☐; → 02/03		24.3481-1615.5 240031	TRW - Halter
			←	☐; → 02/03		24.3481-1616.5 240032	TRW - Halter
			←	☐; 10/00→ 02/03		24.3541-1749.5 240427	TRW - Halter
			←	☐; 10/00→ 02/03		24.3541-1750.5 240428	TRW - Halter
1.6 16V (DA0B, DA04, DA11)	79	03/99→07/03	←	☐; → 02/03		24.3541-1749.5 240427	TRW - Halter
1.9 dCi (DA05, DA1F)	75	02/01→08/03	←	☐; → 02/03		24.3541-1750.5 240428	TRW - Halter
2.0 16V	102	01/02→08/03					
1.6 e (DA0F)	66	03/96→03/99	←	☐		24.3481-1615.5 240031	TRW - Halter
			←	☐		24.3481-1616.5 240032	TRW - Halter
1.9 dTi (DA0N)	72	03/97→02/01	←	☐; 05/97→ 02/99		24.3481-1615.5 240031	TRW - Halter
			←	☐; 05/97→ 02/99		24.3481-1616.5 240032	TRW - Halter
			←	☐; 03/99→		24.3541-1749.5 240427	TRW - Halter
			←	☐; 03/99→		24.3541-1750.5 240428	TRW - Halter
2.0 16V (DA0H)	108	03/96→11/99	←	☐; → 08/98; für Linkslenker		24.3541-1741.5 240215	TRW - Halter
↓							

**RENAULT - MEGANE I Coach (DA0/1\_) 03/96→08/03**

**Bremssattel**

2.0 16V (DA0H)	108	03/96→11/99	←	☐; → 08/98; für Linkslenker	24.3541-1742.5	240216	TRW - Halter
			←	☐; 09/98→	24.3541-1749.5	240427	TRW - Halter
			←	☐; 09/98→	24.3541-1750.5	240428	TRW - Halter
			←	☐; → 08/98; für Rechtslenker	24.3601-1707.5	240229	TRW - Halter
			←	☐; → 08/98; für Rechtslenker	24.3601-1708.5	240230	TRW - Halter
2.0 16V IDE (DA03, DA0P, DA14)	103	11/99→08/03	←	☐; 10/00→ 02/03	24.3541-1749.5	240427	TRW - Halter
			←	☐; → 02/03	24.3541-1749.5	240427	TRW - Halter
			←	☐; 10/00→ 02/03	24.3541-1750.5	240428	TRW - Halter
			←	☐; → 02/03	24.3541-1750.5	240428	TRW - Halter
2.0 i 2.0 i (DA0G)	80	03/99→08/03	←	☐; → 02/03	24.3481-1615.5	240031	TRW - Halter
	84	03/96→08/03	←	☐; → 02/03	24.3481-1616.5	240032	TRW - Halter

**Zubehörsatz, Bremssattel**

1.4 16V (DA0D, DA1H, DA0W, DA10) 2.0 i 2.0 i (DA0G)	70	03/99→07/03	←	→ 02/03	24.0101-4806.2	260052	TRW
	80	03/99→08/03					
	84	03/96→08/03					
1.6 e (DA0F)	66	03/96→03/99	←		24.0101-4806.2	260052	TRW
1.9 dTi (DA0N)	72	03/97→02/01	←	05/97→ 02/99	24.0101-4806.2	260052	TRW

**Bremsschlauch**

1.4 16V (DA0D, DA1H, DA0W, DA10)	70	03/99→07/03	←	→ 02/03	2	24.5111-0390.3	330566	L= 390
			→	→ 02/03				
1.6 16V (DA0B, DA04, DA11) 1.9 dCi (DA05, DA1F) 2.0 16V 2.0 i 2.0 i (DA0G)	79	03/99→07/03	→	→ 02/03	2	24.5229-0265.3	330540	L= 265
1.6 e (DA0F) 2.0 16V (DA0H)	66	03/96→03/99	←		2	24.5111-0390.3	330566	L= 390
	108	03/96→11/99	→					
1.9 dTi (DA0N)	72	03/97→02/01	←	05/97→	2	24.5111-0390.3	330566	L= 390
			→	05/97→				
2.0 16V IDE (DA03, DA0P, DA14)	103	11/99→08/03	←	→ 02/03	2	24.5111-0390.3	330566	L= 390
			←	10/00→ 02/03				
			→	→ 02/03				
			→	10/00→ 02/03				








**RENAULT - MEGANE I Grandtour (KA0/1\_) 03/99→08/03**








**Bremssattel**

1.4 16V (KA0D, KA1H, KA0W, KA10)	70	03/99→08/03	←	☐	24.3481-1615.5	240031	TRW - Halter
			←	☐			
			→	☐			
			→	☐			
1.4 e (KA0V) 1.6 e (KA0F)	55	03/99→08/03	←	☐	24.3481-1615.5	240031	TRW - Halter
	66	03/99→08/03					
1.9 D (KA0J, KA0R)	47	04/99→08/03	←	☐	24.3481-1616.5	240032	TRW - Halter
1.6 16V (KA0B, KA04, KA11) 1.9 dTi (KA0N)	79	03/99→08/03	←	☐	24.3541-1749.5	240427	TRW - Halter
	72	03/99→02/01	←	☐			
1.8 16V (KA0S, KA12, KA1A, KA1M, KA1R) 1.9 dCi (KA05, KA1F) 1.9 dTi (KA1U)	85	01/01→08/03	←	☐	24.3541-1749.5	240427	TRW - Halter
	75	02/01→08/03	←	☐			
	59	02/01→08/03	→	☐			
			→	☐	24.3344-1707.5	240808	TRW - Halter
			→	☐	24.3344-1708.5	240809	TRW - Halter








**Zubehörsatz, Bremssattel**








1.4 16V (KA0D, KA1H, KA0W, KA10) 1.4 e (KA0V) 1.6 e (KA0F) 1.9 D (KA0J, KA0R)	70	03/99→08/03	←		24.0101-4806.2	260052	TRW
	55	03/99→08/03					
	66	03/99→08/03					
	47	04/99→08/03					

	kw			 	! #		
<b>RENAULT - MEGANE I Grandtour (KA0/1_) 03/99→08/03</b>							
<b>Bremsschlauch</b>							
1.4 16V (KA0D, KA1H, KA0W, KA10)	70	03/99→08/03	←		2	24.5111-0390.3 330566	L= 390
1.4 e (KA0V)	55	03/99→08/03	→		2	24.5229-0265.3 330540	L= 265
1.6 16V (KA0B, KA04, KA11)	79	03/99→08/03					
1.6 e (KA0F)	66	03/99→08/03					
1.8 16V (KA0S, KA12, KA1A, KA1M, KA1R)	85	01/01→08/03					
1.9 D (KA0J, KA0R)	47	04/99→08/03					
1.9 dCi (KA05, KA1F)	75	02/01→08/03					
1.9 dTi (KA0N)	72	03/99→02/01					
1.9 dTi (KA1U)	59	02/01→08/03					
<b>RENAULT - MEGANE II (BM0/1_, CM0/1_) 07/01→10/12</b>							
<b>Bremssattel</b>							
1.4 16V	60	10/03→02/08	→	☐		24.3347-1709.5 240846	TRW - Halter
1.5 dCi (BM02, BM13, BM2A, CM02, CM13)	74	10/03→02/08	→	☐		24.3347-1710.5 240847	TRW - Halter
1.5 dCi (BM1E, CM1E)	78	05/05→06/08	→	☐; PR 1334		24.3387-7001.5 241005	ATE - Halter
1.5 dCi (BM1F, CM1F)	63	05/05→02/08	→	☐; PR 1334		24.3387-7001.5 241005	ATE - Halter
1.6	77	06/05→02/08	→	☐; PR 1334		24.3387-7002.5 241006	ATE - Halter
1.6 16V	82	01/06→06/08					
1.6 Flex-Fuel	77	01/07→02/08					
1.9 dCi	66	11/02→12/05					
2.0	169	08/06→02/08					
2.0 16V Turbo	120	05/04→02/08					
2.0 dCi (BM1K, CM1K)	110	09/05→02/08					
1.4 16V (BM0B, CM0B)	72	11/02→02/08	→	☐; 12/02→		24.3347-1709.5 240846	TRW - Halter
1.6 16V (BM0C, CM0C)	83	11/02→02/08	→	☐; 12/02→		24.3347-1710.5 240847	TRW - Halter
1.9 dCi (BM0G, CM0G)	88	11/02→02/08	→	☐; PR 1334		24.3387-7001.5 241005	ATE - Halter
2.0 16V (BM0U, CM0U)	99	11/02→02/08	→	☐; PR 1334		24.3387-7002.5 241006	ATE - Halter
1.5 dCi (BM0F, BM0T, BM2B, CM0F, CM0T)	60	09/02→02/08	→	☐; 12/02→		24.3347-1709.5 240846	TRW - Halter
			→	☐; 12/02→		24.3347-1710.5 240847	TRW - Halter
			→	☐; 11/02→; PR 1334		24.3387-7001.5 241005	ATE - Halter
			→	☐; 11/02→; PR 1334		24.3387-7002.5 241006	ATE - Halter
1.5 dCi (BM16, CM16)	76	01/07→03/09	→	☐; → 11/08		24.3347-1709.5 240846	TRW - Halter
1.9 dCi	96	05/05→12/09	→	☐; → 11/08		24.3347-1710.5 240847	TRW - Halter
2.0 Renault Sport	165	05/04→10/09	→	☐; → 11/08; PR 1334		24.3387-7001.5 241005	ATE - Halter
			→	☐; → 11/08; PR 1334		24.3387-7002.5 241006	ATE - Halter
1.9 dCi	68	03/04→08/06	→	☐; 01/06→		24.3347-1709.5 240846	TRW - Halter
1.9 dCi	81	05/05→02/08	→	☐; 01/06→		24.3347-1710.5 240847	TRW - Halter
1.9 dCi	85	11/02→02/08	→	☐; 01/06→; PR 1334		24.3387-7001.5 241005	ATE - Halter
			→	☐; 01/06→; PR 1334		24.3387-7002.5 241006	ATE - Halter
<b>Feder, Bremssattel</b>							
1.4 16V	60	10/03→02/08	←	10/05→	2	11.8116-0301.1 390610	ATE
1.4 16V (BM0B, CM0B)	72	11/02→02/08	→		2	11.8116-0340.1 390595	ATE
1.5 dCi (BM1F, CM1F)	63	05/05→02/08	→				
1.6 16V (BM0C, CM0C)	83	11/02→02/08					
1.9 dCi (BM0G, CM0G)	88	11/02→02/08					
2.0 16V (BM0U, CM0U)	99	11/02→02/08					
2.0 16V Turbo	120	05/04→02/08					
1.5 dCi (BM02, BM13, BM2A, CM02, CM13)	74	10/03→02/08	←	10/05→	2	11.8116-0340.1 390595	ATE
			←	10/05→	2	11.8116-0301.1 390610	ATE
1.5 dCi (BM0F, BM0T, BM2B, CM0F, CM0T)	60	09/02→02/08	←	10/05→	2	11.8116-0301.1 390610	ATE
			→	11/02→	2	11.8116-0340.1 390595	ATE
1.5 dCi (BM16, CM16)	76	01/07→03/09	←	→ 11/08	2	11.8116-0301.1 390610	ATE
1.9 dCi	96	05/05→12/09	→	→ 11/08	2	11.8116-0340.1 390595	ATE
1.5 dCi (BM1E, CM1E)	78	05/05→06/08	←		2	11.8116-0301.1 390610	ATE
1.6	77	06/05→02/08	→				
1.6 16V	82	01/06→06/08	→		2	11.8116-0340.1 390595	ATE
1.6 Flex-Fuel	77	01/07→02/08					
2.0 dCi (BM1K, CM1K)	110	09/05→02/08					
1.9 dCi	68	03/04→08/06	←	01/06→	2	11.8116-0301.1 390610	ATE
1.9 dCi	81	05/05→02/08	→				
1.9 dCi	85	11/02→02/08	→	01/06→	2	11.8116-0340.1 390595	ATE
2.0	169	08/06→02/08	→		2	11.8116-0340.1 390595	ATE
2.0 Renault Sport	165	05/04→10/09	→	→ 11/08	2	11.8116-0340.1 390595	ATE










	kW			 	! #		
<b>RENAULT - MEGANE II (BM0/1_, CM0/1_) 07/01→10/12</b>							
<b>Führungshülzensatz, Bremssattel</b>							
1.4 16V	60	10/03→02/08	←	10/05→		11.0101-5407.2 260011	ATE
1.4 16V (BM0B, CM0B)	72	11/02→02/08					
1.5 dCi (BM02, BM13, BM2A, CM02, CM13)	74	10/03→02/08	→			11.0101-5407.2 260011	ATE
1.5 dCi (BM1F, CM1F)	63	05/05→02/08					
1.6 16V (BM0C, CM0C)	83	11/02→02/08					
1.9 dCi (BM0G, CM0G)	88	11/02→02/08					
2.0 16V (BM0U, CM0U)	99	11/02→02/08					
2.0 16V Turbo	120	05/04→02/08					
1.5 dCi (BM0F, BM0T, BM2B, CM0F, CM0T)	60	09/02→02/08	←	10/05→		11.0101-5407.2 260011	ATE
			→	11/02→		11.0101-5407.2 260011	ATE
1.5 dCi (BM16, CM16)	76	01/07→03/09	←	→ 11/08		11.0101-5407.2 260011	ATE
1.9 dCi	96	05/05→12/09	→	→ 11/08		11.0101-5407.2 260011	ATE
1.5 dCi (BM1E, CM1E)	78	05/05→06/08	←			11.0101-5407.2 260011	ATE
1.6	77	06/05→02/08					
1.6 16V	82	01/06→06/08	→			11.0101-5407.2 260011	ATE
1.6 Flex-Fuel	77	01/07→02/08					
2.0 dCi (BM1K, CM1K)	110	09/05→02/08					
1.9 dCi	68	03/04→08/06	←	01/06→		11.0101-5407.2 260011	ATE
1.9 dCi	81	05/05→02/08					
1.9 dCi	85	11/02→02/08	→	01/06→		11.0101-5407.2 260011	ATE
2.0	169	08/06→02/08	→			11.0101-5407.2 260011	ATE
2.0 Renault Sport	165	05/04→10/09	→	→ 11/08		11.0101-5407.2 260011	ATE
<b>Führungsbolzen, Bremssattel</b>							
1.4 16V	60	10/03→02/08		10/05→	2	11.8171-0008.1 990049	ATE
1.4 16V (BM0B, CM0B)	72	11/02→02/08			2	11.8171-0008.1 990049	ATE
1.5 dCi (BM1F, CM1F)	63	05/05→02/08					
1.6 16V (BM0C, CM0C)	83	11/02→02/08					
1.9 dCi (BM0G, CM0G)	88	11/02→02/08					
2.0 16V (BM0U, CM0U)	99	11/02→02/08					
2.0 16V Turbo	120	05/04→02/08					
1.5 dCi (BM02, BM13, BM2A, CM02, CM13)	74	10/03→02/08	←	10/05→	2	11.8171-0008.1 990049	ATE
			→		2	11.8171-0008.1 990049	ATE
1.5 dCi (BM0F, BM0T, BM2B, CM0F, CM0T)	60	09/02→02/08		11/02→	2	11.8171-0008.1 990049	ATE
				10/05→	2	11.8171-0008.1 990049	ATE
1.5 dCi (BM16, CM16)	76	01/07→03/09		→ 11/08	2	11.8171-0008.1 990049	ATE
1.9 dCi	96	05/05→12/09					
2.0 Renault Sport	165	05/04→10/09					
1.5 dCi (BM1E, CM1E)	78	05/05→06/08			2	11.8171-0008.1 990049	ATE
1.6	77	06/05→02/08					
1.6 16V	82	01/06→06/08					
1.6 Flex-Fuel	77	01/07→02/08					
2.0	169	08/06→02/08					
2.0 dCi (BM1K, CM1K)	110	09/05→02/08					
1.9 dCi	68	03/04→08/06		01/06→	2	11.8171-0008.1 990049	ATE
1.9 dCi	81	05/05→02/08					
1.9 dCi	85	11/02→02/08					
<b>Zubehörsatz, Bremssattel</b>							
1.4 16V	60	10/03→02/08	→			24.0101-3803.2 260101	TRW
1.5 dCi (BM02, BM13, BM2A, CM02, CM13)	74	10/03→02/08					
1.5 dCi (BM1E, CM1E)	78	05/05→06/08					
1.5 dCi (BM1F, CM1F)	63	05/05→02/08					
1.6	77	06/05→02/08					
1.6 16V	82	01/06→06/08					
1.6 Flex-Fuel	77	01/07→02/08					
2.0	169	08/06→02/08					
2.0 16V Turbo	120	05/04→02/08					
2.0 dCi (BM1K, CM1K)	110	09/05→02/08					
1.4 16V (BM0B, CM0B)	72	11/02→02/08	→	12/02→		24.0101-3803.2 260101	TRW
1.5 dCi (BM0F, BM0T, BM2B, CM0F, CM0T)	60	09/02→02/08					
1.6 16V (BM0C, CM0C)	83	11/02→02/08					
1.9 dCi (BM0G, CM0G)	88	11/02→02/08					
2.0 16V (BM0U, CM0U)	99	11/02→02/08					
1.5 dCi (BM16, CM16)	76	01/07→03/09	→	→ 11/08		24.0101-3803.2 260101	TRW
1.9 dCi	96	05/05→12/09					
2.0 Renault Sport	165	05/04→10/09					
1.9 dCi	68	03/04→08/06	→	01/06→		24.0101-3803.2 260101	TRW
1.9 dCi	81	05/05→02/08					
1.9 dCi	85	11/02→02/08					
<b>Bremsschlauch</b>							
1.4 16V	60	10/03→02/08		□; 09/05→	2	24.5229-0185.3 330397	L= 185
↓							



















	kw			 	! #			
<b>RENAULT - MEGANE II (BM0/1_, CM0/1_) 07/01→10/12</b>								
<b>Bremsschlauch</b>								
1.4 16V (BM0B, CM0B)	72	11/02→02/08		☐; → 08/05	2	24.5251-0185.3 330701	L= 185	
1.5 dCi (BM1F, CM1F)	63	05/05→02/08	←	→ 09/05	2	24.5111-0429.3 331015	L= 429,6	
1.6 16V (BM0C, CM0C)	83	11/02→02/08						
1.9 dCi (BM0G, CM0G)	88	11/02→02/08	←	10/05→	2	24.5155-0445.3 331057	L= 445	
2.0 16V (BM0U, CM0U)	99	11/02→02/08						
1.5 dCi (BM02, BM13, BM2A, CM02, CM13)	74	10/03→02/08		☐; 09/05→	2	24.5229-0185.3 330397	L= 185	
				☐	2	24.5229-0185.3 330397	L= 185	
			←	→ 09/05	2	24.5111-0429.3 331015	L= 429,6	
			←	10/05→	2	24.5155-0445.3 331057	L= 445	
			→	☐; → 08/05	2	24.5229-0185.3 330397	L= 185	
1.5 dCi (BM0F, BM0T, BM2B, CM0F, CM0T)	60	09/02→02/08		☐; 09/05→	2	24.5229-0185.3 330397	L= 185	
				☐; 11/02→ 08/05	2	24.5251-0185.3 330701	L= 185	
			←	11/02→ 09/05	2	24.5111-0429.3 331015	L= 429,6	
			←	10/05→	2	24.5155-0445.3 331057	L= 445	
1.5 dCi (BM16, CM16)	76	01/07→03/09		☐; → 11/08	2	24.5229-0185.3 330397	L= 185	
			←	→ 11/08	2	24.5155-0445.3 331057	L= 445	
1.5 dCi (BM1E, CM1E)	78	05/05→06/08		☐	2	24.5229-0185.3 330397	L= 185	
			←		2	24.5155-0445.3 331057	L= 445	
1.6 16V	77	06/05→02/08	←					
1.6 Flex-Fuel	77	01/07→02/08						
2.0 dCi	127	01/07→02/08						
2.0 dCi (BM1K, CM1K)	110	09/05→02/08						
1.9 dCi	68	03/04→08/06		☐; 01/06→	2	24.5229-0185.3 330397	L= 185	
1.9 dCi	81	05/05→02/08	←	01/06→	2	24.5155-0445.3 331057	L= 445	
1.9 dCi	85	11/02→02/08						
1.9 dCi	96	05/05→12/09		☐; 09/05→ 11/08	2	24.5229-0185.3 330397	L= 185	
				☐; → 08/05	2	24.5251-0185.3 330701	L= 185	
			←	→ 11/08	2	24.5155-0445.3 331057	L= 445	
2.0	169	08/06→02/08		☐	2	24.5229-0185.3 330397	L= 185	
2.0 16V Turbo	120	05/04→02/08		☐; 09/05→	2	24.5229-0185.3 330397	L= 185	
				☐; → 08/05	2	24.5251-0185.3 330701	L= 185	
2.0 Renault Sport	165	05/04→10/09		☐; 09/05→ 11/08	2	24.5229-0185.3 330397	L= 185	
				☐; → 08/05	2	24.5251-0185.3 330701	L= 185	
<b>RENAULT - MEGANE II Coupé-Cabriolet (EM0/1_) 09/03→03/10</b>								
<b>Bremssattel</b>								
1.5 dCi (EM16)	76	01/07→06/09	→	☐; → 04/07		24.3347-1709.5 240846	TRW - Halter	
1.6	77	06/05→03/09	→	☐; 05/07→		24.3347-1709.5 240846	TRW - Halter	
1.6	83	09/03→03/09	→					
1.9 dCi	81	05/05→03/09	→	☐; → 04/07		24.3347-1710.5 240847	TRW - Halter	
1.9 dCi	88	09/03→03/09	→					
2.0 16V Turbo	120	05/04→03/09	→	☐; 05/07→		24.3347-1710.5 240847	TRW - Halter	
2.0 dCi	110	09/05→03/09	→					
1.5 dCi (EM1E)	78	03/06→01/09	→	☐; 05/07→ 06/08		24.3347-1709.5 240846	TRW - Halter	
			→	☐; → 04/07		24.3347-1709.5 240846	TRW - Halter	
			→	☐; 05/07→ 06/08		24.3347-1710.5 240847	TRW - Halter	
			→	☐; → 04/07		24.3347-1710.5 240847	TRW - Halter	
1.6 16V	82	01/06→06/08	→	☐; 01/07→ 04/07		24.3347-1709.5 240846	TRW - Halter	
			→	☐; 05/07→		24.3347-1709.5 240846	TRW - Halter	
			→	☐; 01/07→ 04/07		24.3347-1710.5 240847	TRW - Halter	
			→	☐; 05/07→		24.3347-1710.5 240847	TRW - Halter	
1.9 dCi	85	09/03→03/09	→	☐; 01/06→ 04/07		24.3347-1709.5 240846	TRW - Halter	
			→	☐; 05/07→		24.3347-1709.5 240846	TRW - Halter	
			→	☐; 01/06→ 04/07		24.3347-1710.5 240847	TRW - Halter	
			→	☐; 05/07→		24.3347-1710.5 240847	TRW - Halter	
1.9 dCi	96	05/05→02/07	→	☐		24.3347-1709.5 240846	TRW - Halter	
			→	☐		24.3347-1710.5 240847	TRW - Halter	
2.0	102	09/03→02/07	→					
			→					
2.0	99	09/03→12/09	→	☐; → 03/07		24.3347-1709.5 240846	TRW - Halter	
			→	☐; → 03/07		24.3347-1710.5 240847	TRW - Halter	
<b>Feder, Bremssattel</b>								
1.5 dCi (EM16)	76	01/07→06/09	←		2	11.8116-0301.1 390610	ATE	
2.0 dCi	110	09/05→03/09						
↓								









	kw					! #		
<b>RENAULT - MEGANE II Coupé-Cabriolet (EM0/1_) 09/03→03/10</b>								
<b>Feder, Bremssattel</b>								
1.5 dCi (EM1E)	78	03/06→01/09	←	→ 06/08		2	11.8116-0301.1 390610	ATE
1.6	77	06/05→03/09	←	10/05→		2	11.8116-0301.1 390610	ATE
1.6	83	09/03→03/09						
1.9 dCi	81	05/05→03/09						
1.9 dCi	88	09/03→03/09						
1.9 dCi	96	05/05→02/07						
2.0	102	09/03→02/07						
2.0 16V Turbo	120	05/04→03/09						
1.6 16V	82	01/06→06/08	←	01/07→		2	11.8116-0301.1 390610	ATE
1.9 dCi	85	09/03→03/09	←	01/06→		2	11.8116-0301.1 390610	ATE
2.0	99	09/03→12/09	←	10/05→ 03/07		2	11.8116-0301.1 390610	ATE
<b>Führungshülzensatz, Bremssattel</b>								
1.5 dCi (EM16)	76	01/07→06/09	←				11.0101-5407.2 260011	ATE
2.0 dCi	110	09/05→03/09						
1.5 dCi (EM1E)	78	03/06→01/09	←	→ 06/08			11.0101-5407.2 260011	ATE
1.6	77	06/05→03/09	←	10/05→			11.0101-5407.2 260011	ATE
1.6	83	09/03→03/09						
1.9 dCi	81	05/05→03/09						
1.9 dCi	88	09/03→03/09						
1.9 dCi	96	05/05→02/07						
2.0	102	09/03→02/07						
2.0 16V Turbo	120	05/04→03/09						
1.6 16V	82	01/06→06/08	←	01/07→		2	11.0101-5407.2 260011	ATE
1.9 dCi	85	09/03→03/09	←	01/06→		2	11.0101-5407.2 260011	ATE
2.0	99	09/03→12/09	←	10/05→ 03/07		2	11.0101-5407.2 260011	ATE
<b>Führungsbolzen, Bremssattel</b>								
1.5 dCi (EM16)	76	01/07→06/09				2	11.8171-0008.1 990049	ATE
2.0 dCi	110	09/05→03/09						
1.5 dCi (EM1E)	78	03/06→01/09		→ 06/08		2	11.8171-0008.1 990049	ATE
1.6	77	06/05→03/09		10/05→		2	11.8171-0008.1 990049	ATE
1.6	83	09/03→03/09						
1.9 dCi	81	05/05→03/09						
1.9 dCi	88	09/03→03/09						
1.9 dCi	96	05/05→02/07						
2.0	102	09/03→02/07						
2.0 16V Turbo	120	05/04→03/09						
1.6 16V	82	01/06→06/08		01/07→		2	11.8171-0008.1 990049	ATE
1.9 dCi	85	09/03→03/09		01/06→		2	11.8171-0008.1 990049	ATE
2.0	99	09/03→12/09		10/05→ 03/07		2	11.8171-0008.1 990049	ATE
<b>Zubehörsatz, Bremssattel</b>								
1.5 dCi (EM16)	76	01/07→06/09	→	05/07→			24.0101-3803.2 260101	TRW
1.6	77	06/05→03/09	→	→ 04/07			24.0101-3803.2 260101	TRW
1.6	83	09/03→03/09						
1.9 dCi	81	05/05→03/09						
1.9 dCi	88	09/03→03/09						
2.0 16V Turbo	120	05/04→03/09						
2.0 dCi	110	09/05→03/09						
1.5 dCi (EM1E)	78	03/06→01/09	→	→ 04/07			24.0101-3803.2 260101	TRW
			→	05/07→ 06/08			24.0101-3803.2 260101	TRW
1.6 16V	82	01/06→06/08	→	01/07→ 04/07			24.0101-3803.2 260101	TRW
			→	05/07→			24.0101-3803.2 260101	TRW
1.9 dCi	85	09/03→03/09	→	01/06→ 04/07			24.0101-3803.2 260101	TRW
			→	05/07→			24.0101-3803.2 260101	TRW
1.9 dCi	96	05/05→02/07	→				24.0101-3803.2 260101	TRW
2.0	102	09/03→02/07						
2.0	99	09/03→12/09	→	→ 03/07			24.0101-3803.2 260101	TRW
<b>Bremsschlauch</b>								
1.5 dCi (EM16)	76	01/07→06/09		□		2	24.5229-0185.3 330397	L= 185
2.0 dCi	110	09/05→03/09	←			2	24.5155-0445.3 331057	L= 445
1.5 dCi (EM1E)	78	03/06→01/09		□; → 06/08		2	24.5229-0185.3 330397	L= 185
			←	→ 06/08		2	24.5155-0445.3 331057	L= 445
1.6	77	06/05→03/09		□; 09/05→		2	24.5229-0185.3 330397	L= 185
1.6	83	09/03→03/09						
1.9 dCi	81	05/05→03/09		□; → 08/05		2	24.5251-0185.3 330701	L= 185
1.9 dCi	88	09/03→03/09	←	→ 09/05		2	24.5111-0429.3 331015	L= 429,6
↓								





















	kw			 	! #		
<b>RENAULT - MEGANE II Coupé-Cabriolet (EM0/1_) 09/03→03/10</b>							
 <b>Bremsschlauch</b>							
1.9 dCi 2.0	96 102	05/05→02/07 09/03→02/07	←	10/05→	2	24.5155-0445.3 331057	L= 445
1.6 16V	82	01/06→06/08	☐; 01/07→		2	24.5229-0185.3 330397	L= 185
			←	01/07→	2	24.5155-0445.3 331057	L= 445
1.9 dCi	85	09/03→03/09	☐; 01/06→		2	24.5229-0185.3 330397	L= 185
			←	01/06→	2	24.5155-0445.3 331057	L= 445
2.0	99	09/03→12/09	☐; 09/05→ 03/07		2	24.5229-0185.3 330397	L= 185
			☐; → 08/05		2	24.5251-0185.3 330701	L= 185
			←	→ 09/05	2	24.5111-0429.3 331015	L= 429,6
			←	10/05→ 03/07	2	24.5155-0445.3 331057	L= 445
2.0 16V Turbo	120	05/04→03/09	☐; 09/05→		2	24.5229-0185.3 330397	L= 185
			☐; → 08/05		2	24.5251-0185.3 330701	L= 185
<b>RENAULT - MEGANE II Grandtour (KM0/1_) 08/03→08/12</b>							
 <b>Bremssattel</b>							
1.4 1.6 1.9 dCi (KMRG, KM1G, KM0G, KM2C) 2.0	72 83 88 99	08/03→07/09 08/03→07/09 08/03→07/09 08/03→07/09	→	☐; 09/03→ 04/07		24.3347-1709.5 240846	TRW - Halter
			→	☐; 05/07→ 12/08		24.3347-1709.5 240846	TRW - Halter
			→	☐; 05/07→ 12/08		24.3347-1710.5 240847	TRW - Halter
			→	☐; 09/03→ 04/07		24.3347-1710.5 240847	TRW - Halter
1.5 dCi (KM02, KM13) 1.6 16V 1.6 LPG 16V 1.9 dCi 1.9 dCi	74 77 82 66 68	02/04→03/06 05/05→07/09 01/06→08/09 04/04→12/05 03/04→02/07	→	☐		24.3347-1709.5 240846	TRW - Halter
1.5 dCi (KM0F, KM0T, KM2B)	60	08/03→05/06	→	☐; 09/03→		24.3347-1709.5 240846	TRW - Halter
			→	☐; 09/03→		24.3347-1710.5 240847	TRW - Halter
1.5 dCi (KM16, KM1E) 1.5 dCi (KM1F)	78 63	05/05→06/08 05/05→07/09	→	☐; → 04/07		24.3347-1709.5 240846	TRW - Halter
			→	☐; 05/07→		24.3347-1709.5 240846	TRW - Halter
			→	☐; → 04/07		24.3347-1710.5 240847	TRW - Halter
			→	☐; 05/07→		24.3347-1710.5 240847	TRW - Halter
1.5 dCi (KM16) 1.9 dCi 1.9 dCi 2.0 dCi	76 81 85 110	01/07→07/09 05/05→07/09 05/05→07/09 09/05→07/09	→	☐; → 04/07		24.3347-1709.5 240846	TRW - Halter
			→	☐; 05/07→ 12/08		24.3347-1709.5 240846	TRW - Halter
			→	☐; 05/07→ 12/08		24.3347-1710.5 240847	TRW - Halter
			→	☐; → 04/07		24.3347-1710.5 240847	TRW - Halter
1.6 16V	82	01/06→08/09	→	☐; 01/07→ 04/07		24.3347-1709.5 240846	TRW - Halter
			→	☐; 05/07→ 12/08		24.3347-1709.5 240846	TRW - Halter
			→	☐; 05/07→ 12/08		24.3347-1710.5 240847	TRW - Halter
			→	☐; 01/07→ 04/07		24.3347-1710.5 240847	TRW - Halter
1.6 16V Hi-Flex	77	02/08→07/09	→	☐; → 12/08		24.3347-1709.5 240846	TRW - Halter
			→	☐; → 12/08		24.3347-1710.5 240847	TRW - Halter
1.9 dCi	96	05/05→07/09	→	☐; → 02/07		24.3347-1709.5 240846	TRW - Halter
			→	☐; → 02/07		24.3347-1710.5 240847	TRW - Halter
<b>Feder, Bremssattel</b>							
1.4 1.6 1.9 dCi 1.9 dCi 1.9 dCi (KMRG, KM1G, KM0G, KM2C) 2.0	72 83 81 85 88 99	08/03→07/09 08/03→07/09 05/05→07/09 05/05→07/09 08/03→07/09 08/03→07/09	←	10/05→ 12/08	2	11.8116-0301.1 390610	ATE
1.5 dCi (KM02, KM13) 1.5 dCi (KM0F, KM0T, KM2B) 1.5 dCi (KM16, KM1E) 1.5 dCi (KM1F) 1.6 16V 1.9 dCi 1.9 dCi	74 60 78 63 77 66 68	02/04→03/06 08/03→05/06 05/05→06/08 05/05→07/09 05/05→07/09 04/04→12/05 03/04→02/07	←	10/05→	2	11.8116-0301.1 390610	ATE
1.5 dCi (KM16) 1.6 16V Hi-Flex 2.0 dCi	76 77 110	01/07→07/09 02/08→07/09 09/05→07/09	←	→ 12/08	2	11.8116-0301.1 390610	ATE
1.6 16V	82	01/06→08/09	←	01/07→ 12/08	2	11.8116-0301.1 390610	ATE
↓							

	kw			 	! #		
<b>RENAULT - MEGANE II Grandtour (KM0/1_) 08/03→08/12</b>							
<b>Feder, Bremssattel</b>							
1.6 LPG 16V	82	01/06→08/09	←		2	11.8116-0301.1 390610	ATE
1.9 dCi	96	05/05→07/09	←	10/05→ 02/07	2	11.8116-0301.1 390610	ATE
<b>Führungshülzensatz, Bremssattel</b>							
1.4	72	08/03→07/09	←	10/05→ 12/08		11.0101-5407.2 260011	ATE
1.6	83	08/03→07/09					
1.9 dCi	81	05/05→07/09					
1.9 dCi	85	05/05→07/09					
1.9 dCi (KMRG, KM1G, KM0G, KM2C)	88	08/03→07/09					
2.0	99	08/03→07/09					
1.5 dCi (KM02, KM13)	74	02/04→03/06	←	10/05→		11.0101-5407.2 260011	ATE
1.5 dCi (KM0F, KM0T, KM2B)	60	08/03→05/06					
1.5 dCi (KM16, KM1E)	78	05/05→06/08					
1.5 dCi (KM1F)	63	05/05→07/09					
1.6 16V	77	05/05→07/09					
1.9 dCi	66	04/04→12/05					
1.9 dCi	68	03/04→02/07					
1.5 dCi (KM16)	76	01/07→07/09	←	→ 12/08		11.0101-5407.2 260011	ATE
1.6 16V Hi-Flex	77	02/08→07/09					
2.0 dCi	110	09/05→07/09					
1.6 16V	82	01/06→08/09	←	01/07→ 12/08		11.0101-5407.2 260011	ATE
1.6 LPG 16V	82	01/06→08/09	←			11.0101-5407.2 260011	ATE
1.9 dCi	96	05/05→07/09	←	10/05→ 02/07		11.0101-5407.2 260011	ATE
<b>Führungsbolzen, Bremssattel</b>							
1.4	72	08/03→07/09		10/05→ 12/08	2	11.8171-0008.1 990049	ATE
1.6	83	08/03→07/09					
1.9 dCi	81	05/05→07/09					
1.9 dCi	85	05/05→07/09					
1.9 dCi (KMRG, KM1G, KM0G, KM2C)	88	08/03→07/09					
2.0	99	08/03→07/09					
1.5 dCi (KM02, KM13)	74	02/04→03/06		10/05→	2	11.8171-0008.1 990049	ATE
1.5 dCi (KM0F, KM0T, KM2B)	60	08/03→05/06					
1.5 dCi (KM16, KM1E)	78	05/05→06/08					
1.5 dCi (KM1F)	63	05/05→07/09					
1.6 16V	77	05/05→07/09					
1.9 dCi	66	04/04→12/05					
1.9 dCi	68	03/04→02/07					
1.5 dCi (KM16)	76	01/07→07/09		→ 12/08	2	11.8171-0008.1 990049	ATE
1.6 16V Hi-Flex	77	02/08→07/09					
2.0 dCi	110	09/05→07/09					
1.6 16V	82	01/06→08/09		01/07→ 12/08	2	11.8171-0008.1 990049	ATE
1.6 LPG 16V	82	01/06→08/09			2	11.8171-0008.1 990049	ATE
1.9 dCi	96	05/05→07/09		10/05→ 02/07	2	11.8171-0008.1 990049	ATE
<b>Zubehörsatz, Bremssattel</b>							
1.4	72	08/03→07/09	→	05/07→ 12/08		24.0101-3803.2 260101	TRW
1.6	83	08/03→07/09	→				
1.9 dCi (KMRG, KM1G, KM0G, KM2C)	88	08/03→07/09	→	09/03→ 04/07		24.0101-3803.2 260101	TRW
2.0	99	08/03→07/09					
1.5 dCi (KM02, KM13)	74	02/04→03/06	→			24.0101-3803.2 260101	TRW
1.6 16V	77	05/05→07/09					
1.6 LPG 16V	82	01/06→08/09					
1.9 dCi	66	04/04→12/05					
1.9 dCi	68	03/04→02/07					
1.5 dCi (KM0F, KM0T, KM2B)	60	08/03→05/06	→	09/03→		24.0101-3803.2 260101	TRW
1.5 dCi (KM16, KM1E)	78	05/05→06/08	→	→ 04/07		24.0101-3803.2 260101	TRW
1.5 dCi (KM1F)	63	05/05→07/09	→	05/07→		24.0101-3803.2 260101	TRW
1.5 dCi (KM16)	76	01/07→07/09	→	→ 04/07		24.0101-3803.2 260101	TRW
1.9 dCi	81	05/05→07/09	→				
1.9 dCi	85	05/05→07/09	→	05/07→ 12/08		24.0101-3803.2 260101	TRW
2.0 dCi	110	09/05→07/09					
1.6 16V	82	01/06→08/09	→	01/07→ 04/07		24.0101-3803.2 260101	TRW
			→	05/07→ 12/08		24.0101-3803.2 260101	TRW
1.6 16V Hi-Flex	77	02/08→07/09	→	→ 12/08		24.0101-3803.2 260101	TRW
1.9 dCi	96	05/05→07/09	→	→ 02/07		24.0101-3803.2 260101	TRW
↓							










	kw			 	! #		
<b>RENAULT - MEGANE II Grandtour (KM0/1_) 08/03→08/12</b>							
 <b>Bremsschlauch</b>							
1.4	72	08/03→07/09		☐; 09/05→ 12/08	2	24.5229-0185.3 330397	L= 185
1.6	83	08/03→07/09	←	09/03→ 09/05	2	24.5111-0429.3 331015	L= 429,6
1.9 dCi (KMRG, KM1G, KM0G, KM2C)	88	08/03→07/09	←	10/05→ 12/08	2	24.5155-0445.3 331057	L= 445
2.0	99	08/03→07/09	→	09/03→ 08/05	2	24.5251-0185.3 330701	L= 185
1.5 dCi (KM02, KM13)	74	02/04→03/06		☐; 09/05→	2	24.5229-0185.3 330397	L= 185
1.5 dCi (KM16, KM1E)	78	05/05→06/08	←	→ 09/05	2	24.5111-0429.3 331015	L= 429,6
1.5 dCi (KM1F)	63	05/05→07/09	←	10/05→	2	24.5155-0445.3 331057	L= 445
1.6 16V	77	05/05→07/09	←	10/05→	2	24.5155-0445.3 331057	L= 445
1.9 dCi	66	04/04→12/05	→	→ 08/05	2	24.5251-0185.3 330701	L= 185
1.9 dCi	68	03/04→02/07	→	→ 08/05	2	24.5251-0185.3 330701	L= 185
1.5 dCi (KM0F, KM0T, KM2B)	60	08/03→05/06		☐; 09/05→	2	24.5229-0185.3 330397	L= 185
			←	09/03→ 09/05	2	24.5111-0429.3 331015	L= 429,6
			←	10/05→	2	24.5155-0445.3 331057	L= 445
			→	09/03→ 08/05	2	24.5251-0185.3 330701	L= 185
1.5 dCi (KM16)	76	01/07→07/09		☐; → 12/08	2	24.5229-0185.3 330397	L= 185
1.6 16V Hi-Flex	77	02/08→07/09	←	→ 12/08	2	24.5155-0445.3 331057	L= 445
2.0 dCi	110	09/05→07/09	←	→ 12/08	2	24.5155-0445.3 331057	L= 445
1.6 16V	82	01/06→08/09		☐; 01/07→ 12/08	2	24.5229-0185.3 330397	L= 185
			←	01/07→ 12/08	2	24.5155-0445.3 331057	L= 445
1.6 LPG 16V	82	01/06→08/09		☐	2	24.5229-0185.3 330397	L= 185
			←		2	24.5155-0445.3 331057	L= 445
1.9 dCi	81	05/05→07/09		☐; 09/05→ 12/08	2	24.5229-0185.3 330397	L= 185
1.9 dCi	85	05/05→07/09	←	→ 09/05	2	24.5111-0429.3 331015	L= 429,6
			←	10/05→ 12/08	2	24.5155-0445.3 331057	L= 445
			→	→ 08/05	2	24.5251-0185.3 330701	L= 185
1.9 dCi	96	05/05→07/09		☐; 09/05→ 02/07	2	24.5229-0185.3 330397	L= 185
			←	→ 09/05	2	24.5111-0429.3 331015	L= 429,6
			←	10/05→ 02/07	2	24.5155-0445.3 331057	L= 445
			→	→ 08/05	2	24.5251-0185.3 330701	L= 185
<b>RENAULT - MEGANE II Stufenheck (LM0/1_) 08/03→</b>							
 <b>Bremssattel</b>							
1.4	60	09/03→	→	☐; 021015→; → 08/06		24.3347-1709.5 240846	TRW - Halter
			→	☐; 021015→; → 08/06		24.3347-1710.5 240847	TRW - Halter
			→	☐; → 08/06; PR 1334		24.3387-7001.5 241005	ATE - Halter
			→	☐; → 08/06; PR 1334		24.3387-7002.5 241006	ATE - Halter
1.4	72	09/03→	→	☐; 021015→; → 12/08		24.3347-1709.5 240846	TRW - Halter
1.5 dCi (LM1E)	78	05/05→12/10	→	☐; 021015→; → 12/08		24.3347-1710.5 240847	TRW - Halter
1.5 dCi (LM1F)	63	05/05→12/10	→	☐; → 12/08; PR 1334		24.3387-7001.5 241005	ATE - Halter
1.6	77	05/05→	→	☐; → 12/08; PR 1334		24.3387-7002.5 241006	ATE - Halter
1.6	83	09/03→	→	☐; → 12/08; PR 1334		24.3387-7002.5 241006	ATE - Halter
1.9 dCi	68	03/04→	→	☐; → 12/08; PR 1334		24.3387-7002.5 241006	ATE - Halter
1.9 dCi	96	05/05→					
1.9 dCi (LM0G, LM1G, LM2C)	88	09/03→					
1.9 dCi (LM14, LM1D)	81	05/05→					
2.0	99	09/03→					
1.5 dCi (LM02, LM13, LM2A)	74	02/04→12/10	→	☐; 021015→; → 03/06		24.3347-1709.5 240846	TRW - Halter
			→	☐; 021015→; → 03/06		24.3347-1710.5 240847	TRW - Halter
			→	☐; → 03/06; PR 1334		24.3387-7001.5 241005	ATE - Halter
			→	☐; → 03/06; PR 1334		24.3387-7002.5 241006	ATE - Halter
1.5 dCi (LM0F, LM0T, LM2B)	60	08/03→12/10	→	☐; 021015→; → 12/08		24.3347-1709.5 240846	TRW - Halter
			→	☐; 021015→; → 12/08		24.3347-1710.5 240847	TRW - Halter
			→	☐; 09/03→ 12/08; PR 1334		24.3387-7001.5 241005	ATE - Halter
			→	☐; 09/03→ 12/08; PR 1334		24.3387-7002.5 241006	ATE - Halter
1.5 dCi (LM16)	76	10/03→12/10	→	☐; 01/07→ 12/08		24.3347-1709.5 240846	TRW - Halter
1.6 16V (LM1R, LM0C)	82	01/06→	→	☐; 01/07→ 12/08		24.3347-1710.5 240847	TRW - Halter
			→	☐; 01/07→ 12/08; PR 1334		24.3387-7001.5 241005	ATE - Halter
			→	☐; 01/07→ 12/08; PR 1334		24.3387-7002.5 241006	ATE - Halter
1.9 dCi	66	09/03→12/05	→	☐; 021015→		24.3347-1709.5 240846	TRW - Halter
			→	☐; 021015→		24.3347-1710.5 240847	TRW - Halter
↓							

	kw			 	! #		
<b>RENAULT - MEGANE II Stufenheck (LM0/1_) 08/03→</b>							
<b> Bremssattel</b>							
1.9 dCi	66	09/03→12/05	→	☐; PR 1334		24.3387-7001.5 241005	ATE - Halter
			→	☐; PR 1334		24.3387-7002.5 241006	ATE - Halter
2.0 dCi	110	09/05→	→	☐; → 12/08		24.3347-1709.5 240846	TRW - Halter
			→	☐; → 12/08		24.3347-1710.5 240847	TRW - Halter
			→	☐; → 12/08; PR 1334		24.3387-7001.5 241005	ATE - Halter
			→	☐; → 12/08; PR 1334		24.3387-7002.5 241006	ATE - Halter
<b>Feder, Bremssattel</b>							
1.4	60	09/03→	→	→ 08/06	2	11.8116-0340.1 390595	ATE
1.4	72	09/03→	→	→ 12/08	2	11.8116-0340.1 390595	ATE
1.5 dCi (LM02, LM13, LM2A)	74	02/04→12/10	←	10/05→ 03/06	2	11.8116-0301.1 390610	ATE
			→	→ 03/06	2	11.8116-0340.1 390595	ATE
1.5 dCi (LM0F, LM0T, LM2B)	60	08/03→12/10	←	10/05→ 12/08	2	11.8116-0301.1 390610	ATE
			→	09/03→ 12/08	2	11.8116-0340.1 390595	ATE
1.5 dCi (LM16)	76	10/03→12/10	←	01/07→ 12/08	2	11.8116-0301.1 390610	ATE
1.6 16V (LM1R, LM0C)	82	01/06→	→	01/07→ 12/08	2	11.8116-0340.1 390595	ATE
1.5 dCi (LM1E)	78	05/05→12/10	←	10/05→ 12/08	2	11.8116-0301.1 390610	ATE
1.5 dCi (LM1F)	63	05/05→12/10	→	→ 12/08	2	11.8116-0340.1 390595	ATE
1.6	77	05/05→					
1.6	83	09/03→					
1.9 dCi	68	03/04→					
1.9 dCi	96	05/05→					
1.9 dCi (LM0G, LM1G, LM2C)	88	09/03→					
1.9 dCi (LM14, LM1D)	81	05/05→					
2.0	99	09/03→					
1.9 dCi	66	09/03→12/05	←	10/05→	2	11.8116-0301.1 390610	ATE
			→		2	11.8116-0340.1 390595	ATE
2.0 dCi	110	09/05→	←	→ 12/08	2	11.8116-0301.1 390610	ATE
			→	→ 12/08	2	11.8116-0340.1 390595	ATE
<b>Führungshülzensatz, Bremssattel</b>							
1.4	60	09/03→	→	→ 08/06		11.0101-5407.2 260011	ATE
1.4	72	09/03→	→	→ 12/08		11.0101-5407.2 260011	ATE
1.5 dCi (LM02, LM13, LM2A)	74	02/04→12/10	←	10/05→ 03/06		11.0101-5407.2 260011	ATE
			→	→ 03/06		11.0101-5407.2 260011	ATE
1.5 dCi (LM0F, LM0T, LM2B)	60	08/03→12/10	←	10/05→ 12/08		11.0101-5407.2 260011	ATE
			→	09/03→ 12/08		11.0101-5407.2 260011	ATE
1.5 dCi (LM16)	76	10/03→12/10	←	01/07→ 12/08		11.0101-5407.2 260011	ATE
1.6 16V (LM1R, LM0C)	82	01/06→	→	01/07→ 12/08		11.0101-5407.2 260011	ATE
1.5 dCi (LM1E)	78	05/05→12/10	←	10/05→ 12/08		11.0101-5407.2 260011	ATE
1.5 dCi (LM1F)	63	05/05→12/10	→	→ 12/08		11.0101-5407.2 260011	ATE
1.6	77	05/05→					
1.6	83	09/03→					
1.9 dCi	68	03/04→					
1.9 dCi	96	05/05→					
1.9 dCi (LM0G, LM1G, LM2C)	88	09/03→					
1.9 dCi (LM14, LM1D)	81	05/05→					
2.0	99	09/03→					
1.9 dCi	66	09/03→12/05	←	10/05→		11.0101-5407.2 260011	ATE
			→			11.0101-5407.2 260011	ATE
2.0 dCi	110	09/05→	←	→ 12/08		11.0101-5407.2 260011	ATE
			→	→ 12/08		11.0101-5407.2 260011	ATE
<b>Führungsbolzen, Bremssattel</b>							
1.4	60	09/03→	→	→ 08/06	2	11.8171-0008.1 990049	ATE
1.4	72	09/03→	→	→ 12/08	2	11.8171-0008.1 990049	ATE
1.5 dCi (LM02, LM13, LM2A)	74	02/04→12/10	→	10/05→ 03/06	2	11.8171-0008.1 990049	ATE
			→	→ 03/06	2	11.8171-0008.1 990049	ATE
1.5 dCi (LM0F, LM0T, LM2B)	60	08/03→12/10	→	10/05→ 12/08	2	11.8171-0008.1 990049	ATE
			→	09/03→ 12/08	2	11.8171-0008.1 990049	ATE
↓							








	kW			 	! #		
<b>RENAULT - MEGANE II Stufenheck (LM0/1_) 08/03→</b>							
<b>Führungsbolzen, Bremssattel</b>							
1.5 dCi (LM16)	76	10/03→12/10		01/07→ 12/08	2	11.8171-0008.1 990049	ATE
1.6 16V (LM1R, LM0C)	82	01/06→	➔	01/07→ 12/08	2	11.8171-0008.1 990049	ATE
1.5 dCi (LM1E)	78	05/05→12/10		10/05→ 12/08	2	11.8171-0008.1 990049	ATE
1.5 dCi (LM1F)	63	05/05→12/10	➔	→ 12/08	2	11.8171-0008.1 990049	ATE
1.6	77	05/05→					
1.6	83	09/03→					
1.9 dCi	68	03/04→					
1.9 dCi	96	05/05→					
1.9 dCi (LM0G, LM1G, LM2C)	88	09/03→					
1.9 dCi (LM14, LM1D)	81	05/05→					
2.0	99	09/03→					
1.9 dCi	66	09/03→12/05		10/05→	2	11.8171-0008.1 990049	ATE
			➔		2	11.8171-0008.1 990049	ATE
2.0 dCi	110	09/05→		→ 12/08	2	11.8171-0008.1 990049	ATE
			➔	→ 12/08	2	11.8171-0008.1 990049	ATE
<b>Zubehörsatz, Bremssattel</b>							
1.4	60	09/03→	➔	021015→; → 08/06		24.0101-3803.2 260101	TRW
1.4	72	09/03→	➔	021015→; → 12/08		24.0101-3803.2 260101	TRW
1.5 dCi (LM0F, LM0T, LM2B)	60	08/03→12/10					
1.5 dCi (LM1E)	78	05/05→12/10					
1.5 dCi (LM1F)	63	05/05→12/10					
1.6	77	05/05→					
1.6	83	09/03→					
1.9 dCi	68	03/04→					
1.9 dCi	96	05/05→					
1.9 dCi (LM0G, LM1G, LM2C)	88	09/03→					
1.9 dCi (LM14, LM1D)	81	05/05→					
2.0	99	09/03→					
1.5 dCi (LM02, LM13, LM2A)	74	02/04→12/10	➔	021015→; → 03/06		24.0101-3803.2 260101	TRW
1.5 dCi (LM16)	76	10/03→12/10	➔	01/07→ 12/08		24.0101-3803.2 260101	TRW
1.6 16V (LM1R, LM0C)	82	01/06→					
1.9 dCi	66	09/03→12/05	➔	021015→		24.0101-3803.2 260101	TRW
2.0 dCi	110	09/05→	➔	→ 12/08		24.0101-3803.2 260101	TRW
<b>Bremsschlauch</b>							
1.4	60	09/03→		▣; 10/05→ 08/06	2	24.5229-0185.3 330397	L= 185
				▣; → 09/05	2	24.5251-0185.3 330701	L= 185
			➔	→ 09/05	2	24.5111-0429.3 331015	L= 429,6
			➔	10/05→ 08/06	2	24.5155-0445.3 331057	L= 445
1.4	72	09/03→		▣; 10/05→ 12/08	2	24.5229-0185.3 330397	L= 185
1.5 dCi (LM1E)	78	05/05→12/10		▣; → 09/05	2	24.5251-0185.3 330701	L= 185
1.5 dCi (LM1F)	63	05/05→12/10		→ 09/05	2	24.5111-0429.3 331015	L= 429,6
1.6	77	05/05→	➔	→ 09/05	2	24.5111-0429.3 331015	L= 429,6
1.6	83	09/03→	➔	10/05→ 12/08	2	24.5155-0445.3 331057	L= 445
1.9 dCi	68	03/04→					
1.9 dCi	96	05/05→					
1.9 dCi (LM0G, LM1G, LM2C)	88	09/03→					
1.9 dCi (LM14, LM1D)	81	05/05→					
2.0	99	09/03→					
1.5 dCi (LM02, LM13, LM2A)	74	02/04→12/10		▣; 10/05→ 03/06	2	24.5229-0185.3 330397	L= 185
				▣; → 09/05	2	24.5251-0185.3 330701	L= 185
			➔	→ 09/05	2	24.5111-0429.3 331015	L= 429,6
			➔	10/05→ 03/06	2	24.5155-0445.3 331057	L= 445
1.5 dCi (LM0F, LM0T, LM2B)	60	08/03→12/10		▣; 10/05→ 12/08	2	24.5229-0185.3 330397	L= 185
				▣; 09/03→ 09/05	2	24.5251-0185.3 330701	L= 185
			➔	09/03→ 09/05	2	24.5111-0429.3 331015	L= 429,6
			➔	10/05→ 12/08	2	24.5155-0445.3 331057	L= 445
1.5 dCi (LM16)	76	10/03→12/10		▣; 01/07→ 12/08	2	24.5229-0185.3 330397	L= 185
1.6 16V (LM1R, LM0C)	82	01/06→	➔	01/07→ 12/08	2	24.5155-0445.3 331057	L= 445
1.9 dCi	66	09/03→12/05		▣; 10/05→	2	24.5229-0185.3 330397	L= 185
				▣; → 09/05	2	24.5251-0185.3 330701	L= 185
			➔	→ 09/05	2	24.5111-0429.3 331015	L= 429,6
			➔	10/05→	2	24.5155-0445.3 331057	L= 445
↓							








	kw					! #		
<b>RENAULT - MEGANE II Stufenheck (LM0/1_) 08/03→</b>								
 <b>Bremsschlauch</b>								
2.0 dCi	110	09/05→		☐; → 12/08	2	24.5229-0185.3	330397	L= 185
			←	→ 12/08	2	24.5155-0445.3	331057	L= 445
<b>RENAULT - MEGANE III Combi Van (KZ0/1) 01/09→08/15</b>								
 <b>Bremssattel</b>								
1.5 dCi	81	01/09→08/15	←	☐		24.3541-9950.5	241029	ATE - Halter
			←	☐		24.3541-9951.5	241030	ATE - Halter
			→	☐; - eFSB		24.3347-1709.5	240846	TRW - Halter
			→	☐; - eFSB		24.3347-1710.5	240847	TRW - Halter
			→	☐		24.6234-1701.5	241211	TRW - Halter + eFSB
			→	☐		24.6234-1702.5	241212	TRW - Halter + eFSB
<b>Halter, Bremssattel</b>								
1.5 dCi	81	01/09→08/15	←			11.8170-0002.1	260110	ATE
<b>Feder, Bremssattel</b>								
1.5 dCi	81	01/09→08/15	←		2	11.8116-0356.1	390586	ATE
 <b>Bremsschlauch</b>								
1.5 dCi	81	01/09→08/15	←		2	24.5111-0426.3	331347	L= 425
			→	☐ / innen		24.5201-0135.3	331399	L= 135
			→	☐ / innen		24.5203-0135.3	331403	L= 135
<b>RENAULT - MEGANE III Coupe (DZ0/1_) 11/08→</b>								
 <b>Bremssattel</b>								
1.2 TCe (DZ16, DZ28)	97	01/13→	←	☐		24.3541-9950.5	241029	ATE - Halter
1.2 TCe (DZ2B, DZ11)	85	03/12→	←	☐		24.3541-9951.5	241030	ATE - Halter
1.4 TCe (DZ0F, DZ1V)	96	04/09→	←	☐		24.3541-9951.5	241030	ATE - Halter
1.5 dCi	70	07/14→	→	☐; - eFSB		24.3347-1709.5	240846	TRW - Halter
1.5 dCi (DZ09, DZ0D, DZ1F, DZ1G)	81	02/09→	→	☐; - eFSB		24.3347-1710.5	240847	TRW - Halter
1.5 dCi (DZ0A)	63	11/08→	→	☐		24.6234-1701.5	241211	TRW - Halter + eFSB
1.5 dCi (DZ0B)	78	02/09→	→	☐		24.6234-1701.5	241211	TRW - Halter + eFSB
1.5 dCi (DZ0C, DZ1A)	66	11/08→	→	☐		24.6234-1702.5	241212	TRW - Halter + eFSB
1.6 16V (DZ0H)	74	11/08→						
1.6 16V (DZ0U, DZ1B, DZ1H)	81	11/08→						
1.6 16V Bifuel (DZ03, DZ1Y)	81	11/08→						
1.6 dCi (DZ00)	96	04/11→						
1.9 dCi (DZ0N, DZ0J, DZ1J, DZ1K)	96	11/08→						
2.0 CVT (DZ0G, DZ1E)	103	05/09→						
2.0 dCi	120	07/12→	←	☐		24.3571-9775.5	241096	ATE - Halter
2.0 dCi (DZ0L)	118	04/09→	←	☐		24.3571-9776.5	241097	ATE - Halter
2.0 dCi (DZ0Y)	110	04/09→	←	☐		24.3571-9776.5	241097	ATE - Halter
2.0 TCe	140	06/12→	→	☐; - eFSB		24.3347-1709.5	240846	TRW - Halter
2.0 TCe (DZ0K)	132	11/08→08/15	→	☐; - eFSB		24.3347-1710.5	240847	TRW - Halter
2.0 TCe 220	162	11/13→	→	☐		24.6234-1701.5	241211	TRW - Halter + eFSB
			→	☐		24.6234-1702.5	241212	TRW - Halter + eFSB
<b>Halter, Bremssattel</b>								
1.2 TCe (DZ16, DZ28)	97	01/13→	←			11.8170-0002.1	260110	ATE
1.2 TCe (DZ2B, DZ11)	85	03/12→	←			11.8170-0002.1	260110	ATE
1.4 TCe (DZ0F, DZ1V)	96	04/09→	←			11.8170-0002.1	260110	ATE
1.5 dCi	70	07/14→	→			11.8170-0002.1	260110	ATE
1.5 dCi (DZ09, DZ0D, DZ1F, DZ1G)	81	02/09→	→			11.8170-0002.1	260110	ATE
1.5 dCi (DZ0A)	63	11/08→	→			11.8170-0002.1	260110	ATE
1.5 dCi (DZ0B)	78	02/09→	→			11.8170-0002.1	260110	ATE
1.5 dCi (DZ0C, DZ1A)	66	11/08→	→			11.8170-0002.1	260110	ATE
1.6 16V (DZ0H)	74	11/08→				11.8170-0002.1	260110	ATE
1.6 16V (DZ0U, DZ1B, DZ1H)	81	11/08→				11.8170-0002.1	260110	ATE
1.6 16V Bifuel (DZ03, DZ1Y)	81	11/08→				11.8170-0002.1	260110	ATE
1.6 dCi (DZ00)	96	04/11→				11.8170-0002.1	260110	ATE
1.9 dCi (DZ0N, DZ0J, DZ1J, DZ1K)	96	11/08→				11.8170-0002.1	260110	ATE
2.0 CVT (DZ0G, DZ1E)	103	05/09→				11.8170-0002.1	260110	ATE




















	kw			 	! #			
<b>RENAULT - MEGANE III Coupe (DZ0/1_) 11/08→</b>								
<b>Feder, Bremssattel</b>								
1.2 TCe (DZ16, DZ28)	97	01/13→	←		2	11.8116-0356.1	390586	ATE
1.2 TCe (DZ2B, DZ11)	85	03/12→						
1.4 TCe (DZ0F, DZ1V)	96	04/09→						
1.5 dCi	70	07/14→						
1.5 dCi (DZ09, DZ0D, DZ1F, DZ1G)	81	02/09→						
1.5 dCi (DZ0A)	63	11/08→						
1.5 dCi (DZ0B)	78	02/09→						
1.5 dCi (DZ0C, DZ1A)	66	11/08→						
1.6 16V (DZ0H)	74	11/08→						
1.6 16V (DZ0U, DZ1B, DZ1H)	81	11/08→						
1.6 16V Bifuel (DZ03, DZ1Y)	81	11/08→						
1.6 dCi (DZ00)	96	04/11→						
1.9 dCi (DZ0N, DZ0J, DZ1J, DZ1K)	96	11/08→						
2.0 CVT (DZ0G, DZ1E)	103	05/09→						
2.0 dCi	120	07/12→	←		2	11.8116-0351.1	390538	ATE
2.0 dCi (DZ0L)	118	04/09→						
2.0 dCi (DZ0Y)	110	04/09→						
2.0 TCe	140	06/12→						
2.0 TCe (DZ0K)	132	11/08→08/15						
2.0 TCe 220	162	11/13→						
<b>Führungshülzensatz, Bremssattel</b>								
2.0 dCi	120	07/12→	←			11.0101-5704.2	260095	ATE
2.0 dCi (DZ0L)	118	04/09→						
2.0 dCi (DZ0Y)	110	04/09→						
2.0 TCe	140	06/12→						
2.0 TCe (DZ0K)	132	11/08→08/15						
2.0 TCe 220	162	11/13→						
<b> Bremsschlauch</b>								
1.2 TCe (DZ16, DZ28)	97	01/13→	←		2	24.5111-0426.3	331347	L= 425
1.2 TCe (DZ2B, DZ11)	85	03/12→						
1.4 TCe (DZ0F, DZ1V)	96	04/09→	→	☐ / innen		24.5201-0135.3	331399	L= 135
1.5 dCi	70	07/14→	→	☐ / innen		24.5203-0135.3	331403	L= 135
1.5 dCi (DZ09, DZ0D, DZ1F, DZ1G)	81	02/09→						
1.5 dCi (DZ0A)	63	11/08→						
1.5 dCi (DZ0B)	78	02/09→						
1.5 dCi (DZ0C, DZ1A)	66	11/08→						
1.6 16V (DZ0H)	74	11/08→						
1.6 16V (DZ0U, DZ1B, DZ1H)	81	11/08→						
1.6 16V Bifuel (DZ03, DZ1Y)	81	11/08→						
1.6 dCi (DZ00)	96	04/11→						
1.9 dCi (DZ0N, DZ0J, DZ1J, DZ1K)	96	11/08→						
2.0 CVT (DZ0G, DZ1E)	103	05/09→						
2.0 dCi	120	07/12→						
2.0 dCi (DZ0L)	118	04/09→						
2.0 dCi (DZ0Y)	110	04/09→						
2.0 TCe	140	06/12→						
2.0 TCe (DZ0K)	132	11/08→08/15						
2.0 TCe 220	162	11/13→						
2.0 R.S.	195	11/08→	→	☐ / innen; 08/11→		24.5201-0135.3	331399	L= 135
			→	☐ / innen; 08/11→		24.5203-0135.3	331403	L= 135
2.0 R.S.	201	07/14→	→	☐ / innen		24.5201-0135.3	331399	L= 135
2.0 TCe (DZ1N)	184	05/09→	→	☐ / innen		24.5203-0135.3	331403	L= 135
<b>RENAULT - MEGANE III Grandtour (KZ0/1) 11/08→</b>								
<b> Bremssattel</b>								
1.2 TCe (KZ16, KZ28)	97	01/13→	←	☐		24.3541-9950.5	241029	ATE - Halter
1.2 TCe (KZ2B, KZ11)	85	03/12→						
1.4 TCe (KZ0F, KZ1V)	96	05/09→	←	☐		24.3541-9951.5	241030	ATE - Halter
1.5 dCi	63	03/09→	→	☐; - eFSB		24.3347-1709.5	240846	TRW - Halter
1.5 dCi	70	11/13→						
1.5 dCi (KZ09, KZ0D, KZ1G)	81	02/09→	→	☐; - eFSB		24.3347-1710.5	240847	TRW - Halter
1.5 dCi (KZ0C, KZ1A)	66	05/09→	→	☐		24.6234-1701.5	241211	TRW - Halter + eFSB
1.5 dCi (KZ1M, KZ1W)	78	02/09→	→	☐		24.6234-1702.5	241212	TRW - Halter + eFSB
1.6 16V (KZ0H)	74	05/09→						
1.6 16V (KZ0U, KZ1B, KZ1U)	81	05/09→						
1.6 BiFuel (KZ03)	81	11/08→						
			↓					













	kW			 	! #			
<b>RENAULT - MEGANE III Grandtour (KZ0/1) 11/08→</b>								
<b>Bremssattel</b>								
1.6 dCi (KZ00, KZ12, KZ13)	96	04/11→	←	☐		24.3541-9950.5	241029	ATE - Halter
1.9 dCi (KZ0J, KZ0N, KZ1S)	96	05/09→	←	☐		24.3541-9951.5	241030	ATE - Halter
2.0 CVT (KZ0G, KZ1P)	103	05/09→	→	☐; - eFSB		24.3347-1709.5	240846	TRW - Halter
			→	☐; - eFSB		24.3347-1710.5	240847	TRW - Halter
			→	☐		24.6234-1701.5	241211	TRW - Halter + eFSB
			→	☐		24.6234-1702.5	241212	TRW - Halter + eFSB
2.0 dCi	120	07/12→	←	☐		24.3571-9775.5	241096	ATE - Halter
2.0 dCi (KZ0L)	118	04/09→	←	☐		24.3571-9776.5	241097	ATE - Halter
2.0 dCi (KZ0Y)	110	10/10→	←	☐		24.3571-9776.5	241097	ATE - Halter
2.0 TCe	140	09/12→	→	☐; - eFSB		24.3347-1709.5	240846	TRW - Halter
2.0 TCe	162	09/12→	→	☐; - eFSB		24.3347-1710.5	240847	TRW - Halter
			→	☐		24.6234-1701.5	241211	TRW - Halter + eFSB
			→	☐		24.6234-1702.5	241212	TRW - Halter + eFSB
2.0 TCe (KZ0K, KZ1T)	132	11/08→	←	☐; 05/09→		24.3571-9775.5	241096	ATE - Halter
			←	☐; 05/09→		24.3571-9776.5	241097	ATE - Halter
			→	☐; 05/09→; - eFSB		24.3347-1709.5	240846	TRW - Halter
			→	☐; 05/09→; - eFSB		24.3347-1710.5	240847	TRW - Halter
			→	☐; 05/09→		24.6234-1701.5	241211	TRW - Halter + eFSB
			→	☐; 05/09→		24.6234-1702.5	241212	TRW - Halter + eFSB
<b>Halter, Bremssattel</b>								
1.2 TCe (KZ16, KZ28)	97	01/13→	←			11.8170-0002.1	260110	ATE
1.2 TCe (KZ2B, KZ11)	85	03/12→						
1.4 TCe (KZ0F, KZ1V)	96	05/09→						
1.5 dCi	63	03/09→						
1.5 dCi	70	11/13→						
1.5 dCi (KZ09, KZ0D, KZ1G)	81	02/09→						
1.5 dCi (KZ0C, KZ1A)	66	05/09→						
1.5 dCi (KZ1M, KZ1W)	78	02/09→						
1.6 16V (KZ0H)	74	05/09→						
1.6 16V (KZ0U, KZ1B, KZ1U)	81	05/09→						
1.6 BiFuel (KZ03)	81	11/08→						
1.6 dCi (KZ00, KZ12, KZ13)	96	04/11→						
1.9 dCi (KZ0J, KZ0N, KZ1S)	96	05/09→						
2.0 CVT (KZ0G, KZ1P)	103	05/09→						
<b>Feder, Bremssattel</b>								
1.2 TCe (KZ16, KZ28)	97	01/13→	←		2	11.8116-0356.1	390586	ATE
1.2 TCe (KZ2B, KZ11)	85	03/12→						
1.4 TCe (KZ0F, KZ1V)	96	05/09→						
1.5 dCi	63	03/09→						
1.5 dCi	70	11/13→						
1.5 dCi (KZ09, KZ0D, KZ1G)	81	02/09→						
1.5 dCi (KZ0C, KZ1A)	66	05/09→						
1.5 dCi (KZ1M, KZ1W)	78	02/09→						
1.6 16V (KZ0H)	74	05/09→						
1.6 16V (KZ0U, KZ1B, KZ1U)	81	05/09→						
1.6 BiFuel (KZ03)	81	11/08→						
1.6 dCi (KZ00, KZ12, KZ13)	96	04/11→						
1.9 dCi (KZ0J, KZ0N, KZ1S)	96	05/09→						
2.0 CVT (KZ0G, KZ1P)	103	05/09→						
2.0 dCi	120	07/12→	←		2	11.8116-0351.1	390538	ATE
2.0 dCi (KZ0L)	118	04/09→						
2.0 dCi (KZ0Y)	110	10/10→						
2.0 TCe	140	09/12→						
2.0 TCe	162	09/12→						
2.0 TCe (KZ0K, KZ1T)	132	11/08→	←	05/09→	2	11.8116-0351.1	390538	ATE
<b>Führungshülensatz, Bremssattel</b>								
2.0 dCi	120	07/12→	←			11.0101-5704.2	260095	ATE
2.0 dCi (KZ0L)	118	04/09→						
2.0 dCi (KZ0Y)	110	10/10→						
2.0 TCe	140	09/12→						
2.0 TCe	162	09/12→						
↓								








	kw					! #		
<b>RENAULT - MEGANE III Grandtour (KZ0/1) 11/08→</b>								
<b>Führungshülzensatz, Bremsattel</b>								
2.0 TCe (KZ0K, KZ1T)	132	11/08→	←	05/09→			11.0101-5704.2 260095	ATE
<b>Bremsschlauch</b>								
1.2 TCe (KZ16, KZ28)	97	01/13→	←		2	24.5111-0426.3 331347	L= 425	
1.2 TCe (KZ2B, KZ11)	85	03/12→	←					
1.4 TCe (KZ0F, KZ1V)	96	05/09→	→	☐ / innen		24.5201-0135.3 331399	L= 135	
1.5 dCi	63	03/09→	→	☐ / innen				
1.5 dCi	70	11/13→	→			24.5203-0135.3 331403	L= 135	
1.5 dCi (KZ09, KZ0D, KZ1G)	81	02/09→	→					
1.5 dCi (KZ0C, KZ1A)	66	05/09→	→					
1.5 dCi (KZ1M, KZ1W)	78	02/09→	→					
1.6 16V (KZ0H)	74	05/09→	→					
1.6 16V (KZ0U, KZ1B, KZ1U)	81	05/09→	→					
1.6 BiFuel (KZ03)	81	11/08→	→					
1.6 dCi (KZ00, KZ12, KZ13)	96	04/11→	→					
1.9 dCi (KZ0J, KZ0N, KZ1S)	96	05/09→	→					
2.0 CVT (KZ0G, KZ1P)	103	05/09→	→					
2.0 dCi	120	07/12→	→					
2.0 dCi (KZ0L)	118	04/09→	→					
2.0 dCi (KZ0Y)	110	10/10→	→					
2.0 TCe	140	09/12→	→					
2.0 TCe	162	09/12→	→					
2.0 TCe (KZ0K, KZ1T)	132	11/08→	←	05/09→	2	24.5111-0426.3 331347	L= 425	
			→	☐ / innen; 05/09→		24.5201-0135.3 331399	L= 135	
			→	☐ / innen; 05/09→		24.5203-0135.3 331403	L= 135	
<b>RENAULT - MEGANE III Hatchback Van (BZ_) 11/08→08/15</b>								
<b>Bremssattel</b>								
1.5 dCi (BZ0D, BZ1G, BZ1F, BZ1M, BZ1W, BZ0R, BZ10)	81	02/09→08/15	←	☐		24.3541-9950.5 241029	ATE - Halter	
			←	☐		24.3541-9951.5 241030	ATE - Halter	
			→	☐; - eFSB		24.3347-1709.5 240846	TRW - Halter	
			→	☐; - eFSB		24.3347-1710.5 240847	TRW - Halter	
			→	☐		24.6234-1701.5 241211	TRW - Halter + eFSB	
			→	☐		24.6234-1702.5 241212	TRW - Halter + eFSB	
<b>Halter, Bremsattel</b>								
1.5 dCi (BZ0D, BZ1G, BZ1F, BZ1M, BZ1W, BZ0R, BZ10)	81	02/09→08/15	←			11.8170-0002.1 260110	ATE	
<b>Feder, Bremsattel</b>								
1.5 dCi (BZ0D, BZ1G, BZ1F, BZ1M, BZ1W, BZ0R, BZ10)	81	02/09→08/15	←		2	11.8116-0356.1 390586	ATE	
<b>Bremsschlauch</b>								
1.5 dCi (BZ0D, BZ1G, BZ1F, BZ1M, BZ1W, BZ0R, BZ10)	81	02/09→08/15	←		2	24.5111-0426.3 331347	L= 425	
			→	☐ / innen		24.5201-0135.3 331399	L= 135	
			→	☐ / innen		24.5203-0135.3 331403	L= 135	
<b>RENAULT - MEGANE III Schrägheck (BZ0/1_, B3_) 11/08→</b>								
<b>Bremssattel</b>								
1.2 TCe (BZ16, BZ28)	97	01/13→	←	☐		24.3541-9950.5 241029	ATE - Halter	
1.2 TCe (BZ2B, BZ11)	85	03/12→	←	☐		24.3541-9951.5 241030	ATE - Halter	
1.4 TCe (BZ0F, BZ1V)	96	04/09→	←					
1.5 dCi	63	11/08→	→	☐; - eFSB		24.3347-1709.5 240846	TRW - Halter	
1.5 dCi	78	02/09→	→	☐; - eFSB		24.3347-1710.5 240847	TRW - Halter	
1.5 dCi (BZ09, BZ0D, BZ1W)	81	02/09→	→	☐; - eFSB		24.3347-1710.5 240847	TRW - Halter	
1.5 dCi (BZ0C)	66	11/08→	→	☐		24.6234-1701.5 241211	TRW - Halter + eFSB	
1.5 dCi (BZ1G, BZ1W, BZ0R)	70	11/13→	→	☐		24.6234-1702.5 241212	TRW - Halter + eFSB	
1.6 16V	82	11/08→	→					
1.6 16V	85	01/13→	→					
1.6 16V (BZ0H)	74	11/08→	→					
1.6 16V (BZ1B, BZ1H)	81	11/08→	→					
1.6 16V BiFuel (BZ1U, BZ0U)	81	05/09→08/15	→					

	kw			 	! #			
<b>RENAULT - MEGANE III Schrägheck (BZ0/1_, B3_) 11/08→</b>								
<b>Bremssattel</b>								
1.6 16V Hi-Flex (BZ03)	81	11/08→08/15	←	☐		24.3541-9950.5	241029	ATE - Halter
1.6 dCi (BZ00, BZ12)	96	04/11→	←	☐		24.3541-9951.5	241030	ATE - Halter
1.9 dCi (BZ0N, BZ0J)	96	11/08→	→	☐; - eFSB		24.3347-1709.5	240846	TRW - Halter
2.0 CVT (BZ0G, BZ1P)	103	02/09→	→	☐; - eFSB		24.3347-1710.5	240847	TRW - Halter
			→	☐		24.6234-1701.5	241211	TRW - Halter + eFSB
			→	☐		24.6234-1702.5	241212	TRW - Halter + eFSB
2.0 dCi	120	07/12→	←	☐		24.3571-9775.5	241096	ATE - Halter
2.0 dCi (BZ0L)	118	04/09→	←	☐		24.3571-9776.5	241097	ATE - Halter
2.0 dCi (BZ0Y)	110	10/10→	←	☐		24.3347-1709.5	240846	TRW - Halter
2.0 TCe	140	06/12→	→	☐; - eFSB		24.3347-1709.5	240846	TRW - Halter
2.0 TCe (BZ0K)	132	11/08→	→	☐; - eFSB		24.3347-1710.5	240847	TRW - Halter
2.0 TCe 220	162	11/13→	→	☐		24.6234-1701.5	241211	TRW - Halter + eFSB
			→	☐		24.6234-1702.5	241212	TRW - Halter + eFSB
<b>Halter, Bremssattel</b>								
1.2 TCe (BZ16, BZ28)	97	01/13→	←			11.8170-0002.1	260110	ATE
1.2 TCe (BZ2B, BZ11)	85	03/12→						
1.4 TCe (BZ0F, BZ1V)	96	04/09→						
1.5 dCi	63	11/08→						
1.5 dCi	78	02/09→						
1.5 dCi (BZ09, BZ0D, BZ1W)	81	02/09→						
1.5 dCi (BZ0C)	66	11/08→						
1.5 dCi (BZ1G, BZ1W, BZ0R)	70	11/13→						
1.6 16V	82	11/08→						
1.6 16V	85	01/13→						
1.6 16V (BZ0H)	74	11/08→						
1.6 16V (BZ1B, BZ1H)	81	11/08→						
1.6 16V BiFuel (BZ1U, BZ0U)	81	05/09→08/15						
1.6 16V Hi-Flex (BZ03)	81	11/08→08/15						
1.6 dCi (BZ00, BZ12)	96	04/11→						
1.9 dCi (BZ0N, BZ0J)	96	11/08→						
2.0 CVT (BZ0G, BZ1P)	103	02/09→						
<b>Feder, Bremssattel</b>								
1.2 TCe (BZ16, BZ28)	97	01/13→	←		2	11.8116-0356.1	390586	ATE
1.2 TCe (BZ2B, BZ11)	85	03/12→						
1.4 TCe (BZ0F, BZ1V)	96	04/09→						
1.5 dCi	63	11/08→						
1.5 dCi	78	02/09→						
1.5 dCi (BZ09, BZ0D, BZ1W)	81	02/09→						
1.5 dCi (BZ0C)	66	11/08→						
1.5 dCi (BZ1G, BZ1W, BZ0R)	70	11/13→						
1.6 16V	82	11/08→						
1.6 16V	85	01/13→						
1.6 16V (BZ0H)	74	11/08→						
1.6 16V (BZ1B, BZ1H)	81	11/08→						
1.6 16V BiFuel (BZ1U, BZ0U)	81	05/09→08/15						
1.6 16V Hi-Flex (BZ03)	81	11/08→08/15						
1.6 dCi (BZ00, BZ12)	96	04/11→						
1.9 dCi (BZ0N, BZ0J)	96	11/08→						
2.0 CVT (BZ0G, BZ1P)	103	02/09→						
2.0 dCi	120	07/12→	←		2	11.8116-0351.1	390538	ATE
2.0 dCi (BZ0L)	118	04/09→						
2.0 dCi (BZ0Y)	110	10/10→						
2.0 TCe	140	06/12→						
2.0 TCe (BZ0K)	132	11/08→						
2.0 TCe 220	162	11/13→						
<b>Führungshülzensatz, Bremssattel</b>								
2.0 dCi	120	07/12→	←			11.0101-5704.2	260095	ATE
2.0 dCi (BZ0L)	118	04/09→						
2.0 dCi (BZ0Y)	110	10/10→						
2.0 TCe	140	06/12→						
2.0 TCe (BZ0K)	132	11/08→						
2.0 TCe 220	162	11/13→						
<b>Bremsschlauch</b>								
1.2 TCe (BZ16, BZ28)	97	01/13→	←		2	24.5111-0426.3	331347	L= 425
1.4 TCe (BZ0F, BZ1V)	96	04/09→	→	☐ / innen		24.5201-0135.3	331399	L= 135
1.5 dCi	63	11/08→						

	kw			 	! #		
<b>RENAULT - MEGANE III Schrägheck (BZ0/1_, B3_) 11/08→</b>							
 <b>Bremsschlauch</b>							
1.5 dCi	78	02/09→	➔	☐ / innen		24.5203-0135.3 331403	L= 135
1.5 dCi (BZ09, BZ0D, BZ1W)	81	02/09→					
1.5 dCi (BZ0C)	66	11/08→					
1.5 dCi (BZ1G, BZ1W, BZ0R)	70	11/13→					
1.6 16V	82	11/08→					
1.6 16V	85	01/13→					
1.6 16V (BZ0H)	74	11/08→					
1.6 16V (BZ1B, BZ1H)	81	11/08→					
1.6 16V BiFuel (BZ1U, BZ0U)	81	05/09→08/15					
1.6 16V Hi-Flex (BZ03)	81	11/08→08/15					
1.6 dCi (BZ00, BZ12)	96	04/11→					
1.9 dCi (BZ0N, BZ0J)	96	11/08→					
2.0 CVT (BZ0G, BZ1P)	103	02/09→					
2.0 dCi	120	07/12→					
2.0 dCi (BZ0L)	118	04/09→					
2.0 dCi (BZ0Y)	110	10/10→					
2.0 TCe	140	06/12→					
2.0 TCe (BZ0K)	132	11/08→					
2.0 TCe 220	162	11/13→					
1.2 TCe (BZ2B, BZ11)	85	03/12→	➔		2	24.5111-0426.3 331347	L= 425
			➔	☐ / innen; 03/13→		24.5201-0135.3 331399	L= 135
			➔	☐ / innen; 03/13→		24.5203-0135.3 331403	L= 135
<b>RENAULT - MEGANE IV Grandtour (K9A/M/N_) 04/16→</b>							
 <b>Bremssattel</b>							
1.2 TCe 100	74	04/16→	➔	☐; - eFSB		24.3347-1709.5 240846	TRW - Halter
1.2 TCe 130 (K9MR)	97	04/16→					
1.3 TCe 100 (K9N8)	75	08/18→	➔	☐; - eFSB		24.3347-1710.5 240847	TRW - Halter
1.3 TCe 115 (K9N9)	85	01/18→	➔	☐		24.6234-1701.5 241211	TRW - Halter + eFSB
1.3 TCe 140 (K9NB)	103	01/18→					
1.3 TCe 160 (K9NC)	117	07/18→	➔	☐		24.6234-1702.5 241212	TRW - Halter + eFSB
1.3 TCe 160 (K9NC)	120	01/18→					
1.5 Blue dCi 115 (K9A6)	85	08/18→					
1.5 Blue dCi 95 (K9A2)	70	08/18→					
1.5 dCi 110	81	04/16→					
1.5 dCi 90	66	04/16→					
1.6 16V	84	04/16→					
1.6 dCi 130	96	04/16→					
1.6 TCe 165	121	07/17→					
1.8 Blue dCi 150 (K9A7)	110	02/19→					
1.6 dCi 165	120	04/16→	➔	☐; - eFSB; für Individualausstattungs-ID: EA1/EA2 / EA3/E3B		24.3347-1709.5 240846	TRW - Halter
			➔	☐; - eFSB; für Individualausstattungs-ID: EA1/EA2 / EA3/E3B		24.3347-1710.5 240847	TRW - Halter
			➔	☐; für Individualausstattungs-ID: EA1/EA2 / EA3/E3B		24.6234-1701.5 241211	TRW - Halter + eFSB
			➔	☐; für Individualausstattungs-ID: EA1/EA2 / EA3/E3B		24.6234-1702.5 241212	TRW - Halter + eFSB
<b>RENAULT - MEGANE IV Schrägheck (B9A/M/N_) 11/15→</b>							
 <b>Bremssattel</b>							
1.2 TCe 100 (B9MS)	74	11/15→	➔	☐; - eFSB		24.3347-1709.5 240846	TRW - Halter
1.2 TCe 130 (B9MR)	97	11/15→					
1.5 dCi 110 (B9A3)	81	11/15→	➔	☐; - eFSB		24.3347-1710.5 240847	TRW - Halter
1.5 dCi 90 (B9A1)	66	11/15→	➔	☐		24.6234-1701.5 241211	TRW - Halter + eFSB
1.6 16V	84	11/15→					
1.6 dCi 130 (B9A4)	96	11/15→	➔	☐		24.6234-1702.5 241212	TRW - Halter + eFSB
1.3 TCe 100 (B9N8)	75	08/18→	➔	☐; - eFSB		24.3347-1709.5 240846	TRW - Halter
1.3 TCe 115 (B9N9)	85	01/18→	➔	☐; - eFSB		24.3347-1710.5 240847	TRW - Halter
1.3 TCe 140 (B9NB)	103	01/18→					
1.3 TCe 160 (B9NC)	117	11/18→	➔	☐		24.6234-1701.5 241211	TRW - Halter + eFSB
1.3 TCe 160 (B9NC)	120	01/18→					
1.5 Blue dCi 115 (B9A6)	85	08/18→	➔	☐		24.6234-1702.5 241212	TRW - Halter + eFSB
1.5 Blue dCi 95 (B9A2)	70	08/18→					
1.6 TCe 165	121	07/17→					
1.8 Blue dCi 150 (B9A7)	110	02/19→					
1.6 dCi 165	120	11/15→	➔	☐; - eFSB; für Individualausstattungs-ID: EA1/EA2 / EA3/E3B		24.3347-1709.5 240846	TRW - Halter
↓							



	kw			 	! #		
<b>RENAULT - MEGANE IV Schrägheck (B9A/M/N_) 11/15→</b>							
 <b>Bremssattel</b>							
1.6 dCi 165	120	11/15→	➔	☐; - eFSB; für Individualausstattungs-ID: EA1/EA2 / EA3/E3B		24.3347-1710.5 240847	TRW - Halter
			➔	☐; für Individualausstattungs-ID: EA1/EA2 / EA3/E3B		24.6234-1701.5 241211	TRW - Halter + eFSB
			➔	☐; für Individualausstattungs-ID: EA1/EA2 / EA3/E3B		24.6234-1702.5 241212	TRW - Halter + eFSB
<b>RENAULT - MEGANE IV Stufenheck 10/16→</b>							
 <b>Bremssattel</b>							
1.2 Tce 130	97	10/16→	➔	☐; - eFSB		24.3347-1709.5 240846	TRW - Halter
1.5 Blue dCi 115 (LVA6)	85	02/19→	➔	☐; - eFSB		24.3347-1710.5 240847	TRW - Halter
1.5 Blue dCi 95 (LVA2)	70	02/19→	➔	☐; - eFSB		24.3347-1710.5 240847	TRW - Halter
1.5 dCi 110	81	10/16→	➔	☐		24.6234-1701.5 241211	TRW - Halter + eFSB
1.6 dCi 130	96	10/16→	➔	☐		24.6234-1701.5 241211	TRW - Halter + eFSB
1.6 S Ce	84	10/16→	➔	☐		24.6234-1702.5 241212	TRW - Halter + eFSB
1.3 TCe 115 (LVN9)	85	01/18→	➔	☐; - eFSB		24.3347-1709.5 240846	TRW - Halter
1.3 TCe 140 (LVNB)	103	01/18→	➔	☐; - eFSB		24.3347-1710.5 240847	TRW - Halter
			➔	☐; - eFSB		24.6234-1701.5 241211	TRW - Halter + eFSB
			➔	☐		24.6234-1702.5 241212	TRW - Halter + eFSB
<b>RENAULT - MEGANE CC (EZ0/1_) 06/10→</b>							
 <b>Bremssattel</b>							
1.2 TCe (EZ16)	97	01/13→	➔	☐; 04/13→		24.3541-9950.5 241029	ATE - Halter
			➔	☐; 04/13→		24.3541-9951.5 241030	ATE - Halter
			➔	☐; 04/13→; - eFSB		24.3347-1709.5 240846	TRW - Halter
			➔	☐; 04/13→; - eFSB		24.3347-1710.5 240847	TRW - Halter
			➔	☐; 04/13→		24.6234-1701.5 241211	TRW - Halter + eFSB
			➔	☐; 04/13→		24.6234-1702.5 241212	TRW - Halter + eFSB
1.4 TCe (EZ0F, EZ1V)	96	06/10→	➔	☐		24.3541-9950.5 241029	ATE - Halter
1.5 dCi (EZ09, EZ1G, EZ0D)	81	06/10→	➔	☐		24.3541-9951.5 241030	ATE - Halter
1.6 16V (EZ0U, EZ1U)	81	06/10→	➔	☐; - eFSB		24.3347-1709.5 240846	TRW - Halter
1.6 16V Hi-Flex	81	06/10→	➔	☐; - eFSB		24.3347-1709.5 240846	TRW - Halter
1.9 dCi (EZ0J, EZ1S)	96	06/10→	➔	☐; - eFSB		24.3347-1710.5 240847	TRW - Halter
2.0 CVT (EZ0G, EZ1E, EZ1P)	103	06/10→	➔	☐		24.6234-1701.5 241211	TRW - Halter + eFSB
			➔	☐		24.6234-1702.5 241212	TRW - Halter + eFSB
1.6 dCi (EZ00)	96	04/11→	➔	☐		24.3541-9950.5 241029	ATE - Halter
			➔	☐		24.3541-9951.5 241030	ATE - Halter
			➔	☐		24.6234-1701.5 241211	TRW - Halter + eFSB
			➔	☐		24.6234-1702.5 241212	TRW - Halter + eFSB
2.0 dCi (EZ0L)	118	06/10→	➔	☐		24.3571-9775.5 241096	ATE - Halter
2.0 TCe (EZ1T)	132	06/10→	➔	☐		24.3571-9776.5 241097	ATE - Halter
			➔	☐; - eFSB		24.3347-1709.5 240846	TRW - Halter
			➔	☐; - eFSB		24.3347-1710.5 240847	TRW - Halter
			➔	☐		24.6234-1701.5 241211	TRW - Halter + eFSB
			➔	☐		24.6234-1702.5 241212	TRW - Halter + eFSB
<b>Halter, Bremssattel</b>							
1.2 TCe (EZ16)	97	01/13→	➔	04/13→		11.8170-0002.1 260110	ATE
1.4 TCe (EZ0F, EZ1V)	96	06/10→	➔			11.8170-0002.1 260110	ATE
1.5 dCi (EZ09, EZ1G, EZ0D)	81	06/10→	➔				
1.6 16V (EZ0U, EZ1U)	81	06/10→	➔				
1.6 16V Hi-Flex	81	06/10→	➔				
1.6 dCi (EZ00)	96	04/11→	➔				
1.9 dCi (EZ0J, EZ1S)	96	06/10→	➔				
2.0 CVT (EZ0G, EZ1E, EZ1P)	103	06/10→	➔				
<b>Feder, Bremssattel</b>							
1.2 TCe (EZ16)	97	01/13→	➔	04/13→	2	11.8116-0356.1 390586	ATE
1.4 TCe (EZ0F, EZ1V)	96	06/10→	➔		2	11.8116-0356.1 390586	ATE

	kw			 	! #		
<b>RENAULT - MEGANE CC (EZ0/1_) 06/10→</b>							
<b>Feder, Bremssattel</b>							
1.5 dCi (EZ09, EZ1G, EZ0D)	81	06/10→	←		2	11.8116-0356.1 390586	ATE
1.6 16V (EZ0U, EZ1U)	81	06/10→					
1.6 16V Hi-Flex	81	06/10→					
1.6 dCi (EZ00)	96	04/11→					
1.9 dCi (EZ0J, EZ1S)	96	06/10→					
2.0 CVT (EZ0G, EZ1E, EZ1P)	103	06/10→					
2.0 dCi (EZ0L)	118	06/10→	←		2	11.8116-0351.1 390538	ATE
2.0 TCe (EZ1T)	132	06/10→					
<b>Führungshülzensatz, Bremssattel</b>							
2.0 dCi (EZ0L)	118	06/10→	←			11.0101-5704.2 260095	ATE
2.0 TCe (EZ1T)	132	06/10→					
<b>Bremsschlauch</b>							
1.2 TCe (EZ16)	97	01/13→	←	04/13→	2	24.5111-0426.3 331347	L= 425
			→	☐ / innen; 04/13→		24.5201-0135.3 331399	L= 135
			→	☐ / innen; 04/13→		24.5203-0135.3 331403	L= 135
1.4 TCe (EZ0F, EZ1V)	96	06/10→	←		2	24.5111-0426.3 331347	L= 425
1.5 dCi (EZ09, EZ1G, EZ0D)	81	06/10→	→	☐ / innen		24.5201-0135.3 331399	L= 135
1.6 16V (EZ0U, EZ1U)	81	06/10→	→	☐ / innen		24.5203-0135.3 331403	L= 135
1.6 16V Hi-Flex	81	06/10→					
1.6 dCi (EZ00)	96	04/11→					
1.9 dCi (EZ0J, EZ1S)	96	06/10→					
2.0 CVT (EZ0G, EZ1E, EZ1P)	103	06/10→					
2.0 dCi (EZ0L)	118	06/10→					
2.0 TCe (EZ1T)	132	06/10→					
<b>RENAULT - MEGANE Scenic (JA0/1_) 10/96→12/01</b>							
<b>Bremssattel</b>							
1.4 i (JA0E)	55	01/97→09/99	←	☐; → 09/98		24.3481-1615.5 240031	TRW - Halter
1.6 i (JA0L)	55	01/97→09/99	←	☐; → 09/98		24.3481-1616.5 240032	TRW - Halter
			←	☐; 10/98→		24.3541-1749.5 240427	TRW - Halter
			←	☐; 10/98→		24.3541-1750.5 240428	TRW - Halter
1.6 16V (JA0B, JA04, JA11)	79	04/98→10/99	←	☐; → 09/98		24.3541-1741.5 240215	TRW - Halter
			←	☐; → 09/98		24.3541-1742.5 240216	TRW - Halter
			←	☐; 10/98→ 09/99		24.3541-1749.5 240427	TRW - Halter
			←	☐; 10/98→ 09/99		24.3541-1750.5 240428	TRW - Halter
			→	☐; → 09/99		24.3344-1707.5 240808	TRW - Halter
			→	☐; → 09/99		24.3344-1708.5 240809	TRW - Halter
1.6 e (JA0F)	66	10/96→10/99	←	☐; 11/96→ 09/98; Schaltgetriebe		24.3481-1615.5 240031	TRW - Halter
			←	☐; 11/96→ 09/98; Schaltgetriebe		24.3481-1616.5 240032	TRW - Halter
			←	☐; 11/96→ 09/98; Vollautomatik		24.3541-1741.5 240215	TRW - Halter
			←	☐; 11/96→ 09/98; Vollautomatik		24.3541-1742.5 240216	TRW - Halter
			←	☐; 10/98→ 09/99; Schaltgetriebe		24.3541-1749.5 240427	TRW - Halter
			←	☐; 10/98→ 09/99; Vollautomatik		24.3541-1749.5 240427	TRW - Halter
			←	☐; 10/98→ 09/99; Vollautomatik		24.3541-1750.5 240428	TRW - Halter
			←	☐; 10/98→ 09/99; Schaltgetriebe		24.3541-1750.5 240428	TRW - Halter
1.9 D (JA0J)	47	03/97→09/99	←	☐		24.3541-1741.5 240215	TRW - Halter
			←	☐; → 09/98		24.3541-1741.5 240215	TRW - Halter
			←	☐		24.3541-1742.5 240216	TRW - Halter
			←	☐; → 09/98		24.3541-1742.5 240216	TRW - Halter
			←	☐; 10/98→		24.3541-1749.5 240427	TRW - Halter
			←	☐; 10/98→		24.3541-1750.5 240428	TRW - Halter
1.9 dT (JA0K, JA0Y)	66	01/97→09/99	←	☐; → 12/97		24.3541-1741.5 240215	TRW - Halter
			←	☐; → 12/97		24.3541-1742.5 240216	TRW - Halter
1.9 dTi (JA0N)	72	04/97→09/99	←	☐; 03/98→ 09/98		24.3541-1741.5 240215	TRW - Halter
			←	☐; → 09/98		24.3541-1741.5 240215	TRW - Halter
						24.3601-1707.5 240229	TRW - Halter
			←	☐; → 09/98		24.3541-1742.5 240216	TRW - Halter



### RENAULT - MEGANE Scenic (JA0/1\_) 10/96→12/01

#### **Bremssattel**

1.9 dTi (JA0N)	72	04/97→09/99	←	☐; → 09/98	24.3601-1708.5	240230	TRW - Halter
			←	☐; 03/98→ 09/98	24.3541-1742.5	240216	TRW - Halter
			←	☐; 10/98→	24.3541-1749.5	240427	TRW - Halter
					24.3601-1707.5	240229	TRW - Halter
			←	☐; 10/98→	24.3541-1750.5	240428	TRW - Halter
				24.3601-1708.5	240230	TRW - Halter	
2.0 i (JA02, JA0G)	80	01/99→09/99	←	☐	24.3541-1749.5	240427	TRW - Halter
					24.3601-1707.5	240229	TRW - Halter
			←	☐	24.3541-1750.5	240428	TRW - Halter
				24.3601-1708.5	240230	TRW - Halter	
2.0 i (JA0G)	84	01/97→09/99	←	☐; → 09/98	24.3541-1741.5	240215	TRW - Halter
					24.3601-1707.5	240229	TRW - Halter
			←	☐; → 09/98	24.3541-1742.5	240216	TRW - Halter
					24.3601-1708.5	240230	TRW - Halter
			←	☐; 10/98→	24.3541-1749.5	240427	TRW - Halter
				24.3601-1707.5	240229	TRW - Halter	
			←	☐; 10/98→	24.3541-1750.5	240428	TRW - Halter
				24.3601-1708.5	240230	TRW - Halter	

#### **Zubehörsatz, Bremssattel**

1.4 i (JA0E)	55	01/97→09/99	←	→ 09/98	24.0101-4806.2	260052	TRW
1.6 i (JA0L)	55	01/97→09/99					
1.6 e (JA0F)	66	10/96→10/99	←	11/96→ 09/98; Schaltgetriebe	24.0101-4806.2	260052	TRW

#### **Bremsschlauch**

1.4 i (JA0E)	55	01/97→09/99	←		2	24.5111-0390.3	330566	L= 390
1.6 i (JA0L)	55	01/97→09/99						
1.9 D (JA0J)	47	03/97→09/99	→		2	24.5229-0265.3	330540	L= 265
1.9 dTi (JA0N)	72	04/97→09/99						
2.0 i (JA02, JA0G)	80	01/99→09/99						
2.0 i (JA0G)	84	01/97→09/99						
1.6 16V (JA0B, JA04, JA11)	79	04/98→10/99	←	→ 09/99	2	24.5111-0390.3	330566	L= 390
			→	→ 09/99	2	24.5229-0265.3	330540	L= 265
1.6 e (JA0F)	66	10/96→10/99	←	11/96→ 09/99	2	24.5111-0390.3	330566	L= 390
			→	11/96→ 09/99	2	24.5229-0265.3	330540	L= 265
1.9 dT (JA0K, JA0Y)	66	01/97→09/99	←	→ 12/97	2	24.5111-0390.3	330566	L= 390
			→	→ 12/97	2	24.5229-0265.3	330540	L= 265

### RENAULT - MODUS / GRAND MODUS (F/JP0\_) 09/04→

#### **Bremssattel**

1.2	76	04/11→	←	☐; → 06/13	24.3541-1849.5	240707	TRW - Halter
1.2 (JP0S)	58	12/04→					
1.4 (JP01, JP0J)	72	12/04→	←	☐; → 06/13	24.3541-1850.5	240708	TRW - Halter
1.5 dCi (FP0F, JP0F)	63	12/04→	→	☐; → 06/13	24.3347-1703.5	240814	TRW - Halter
1.5 dCi (JP02)	76	05/07→					
1.5 dCi (JP0G, JP0H)	78	05/05→	→	☐; → 06/13	24.3347-1704.5	240815	TRW - Halter
1.6 (JP03, JP0B, JP0U, JP0Y, JP1G)	82	12/04→					
1.6 (JP0L, JP0V)	65	12/04→					
1.2 (FP0C, FP0K, FP0P)	48	05/05→	←	☐; → 06/13	24.3541-1849.5	240707	TRW - Halter
1.2 (JP0C, JP0K, FP0C, FP0K, FP0P, JP0P, JP0T)	55	12/04→	←	☐; → 06/13	24.3541-1850.5	240708	TRW - Halter
1.2 16V (JP0W)	74	05/07→	→	☐; + ESP; → 06/13	24.3347-1703.5	240814	TRW - Halter
1.2 16V Hi-Flex	55	10/08→	→	☐; + ESP; → 06/13	24.3347-1704.5	240815	TRW - Halter
1.5 dCi (FP0D, JP0D)	60	09/04→					
1.5 dCi (FP0E, JP0E)	48	12/04→					
1.5 dCi (FP0G, JP0G)	50	12/04→					
1.5 dCi 75	55	10/10→					
1.5 dCi 90	65	10/10→					

#### **Zubehörsatz, Bremssattel**

1.2	76	04/11→	→	→ 06/13	24.0101-3803.2	260101	TRW
1.2 (JP0S)	58	12/04→					
1.4 (JP01, JP0J)	72	12/04→					
1.5 dCi (FP0F, JP0F)	63	12/04→					
1.5 dCi (JP02)	76	05/07→					
1.5 dCi (JP0G, JP0H)	78	05/05→					
1.6 (JP03, JP0B, JP0U, JP0Y, JP1G)	82	12/04→					
↓							



**RENAULT - MODUS / GRAND MODUS (F/JP0\_) 09/04 →**

**Zubehörsatz, Bremssattel**

1.6 (JP0L, JP0V)	65	12/04 →	➡	→ 06/13		24.0101-3803.2	260101	TRW
1.2 (FP0C, FP0K, FP0P)	48	05/05 →	➡	+ ESP; → 06/13		24.0101-3803.2	260101	TRW
1.2 (JP0C, JP0K, FP0C, FP0K, FP0P, JP0P, JP0T)	55	12/04 →						
1.2 16V (JP0W)	74	05/07 →						
1.2 16V Hi-Flex	55	10/08 →						
1.5 dCi (FP0D, JP0D)	60	09/04 →						
1.5 dCi (FP0E, JP0E)	48	12/04 →						
1.5 dCi (FP0G, JP0G)	50	12/04 →						
1.5 dCi 75	55	10/10 →						
1.5 dCi 90	65	10/10 →						










 **Bremsschlauch**











1.2	76	04/11 →		■; → 06/13	2	24.5229-0193.3	330571	L= 193
1.2 (FP0C, FP0K, FP0P)	48	05/05 →						
1.2 (JP0C, JP0K, FP0C, FP0K, FP0P, JP0P, JP0T)	55	12/04 →	←	→ 06/13	2	24.5111-0455.3	330914	L= 455
1.2 (JP0S)	58	12/04 →						
1.2 16V (JP0W)	74	05/07 →						
1.2 16V Hi-Flex	55	10/08 →						
1.4 (JP01, JP0J)	72	12/04 →						
1.5 dCi (FP0D, JP0D)	60	09/04 →						
1.5 dCi (FP0F, JP0F)	63	12/04 →						
1.5 dCi (FP0G, JP0G)	50	12/04 →						
1.5 dCi (JP02)	76	05/07 →						
1.5 dCi (JP0G, JP0H)	78	05/05 →						
1.5 dCi 75	55	10/10 →						
1.5 dCi 90	65	10/10 →						
1.6 (JP03, JP0B, JP0U, JP0Y, JP1G)	82	12/04 →						
1.6 (JP0L, JP0V)	65	12/04 →						
1.5 dCi (FP0E, JP0E)	48	12/04 →	←	→ 06/13	2	24.5111-0455.3	330914	L= 455

**RENAULT - RAPID Kasten/Großraumlimousine (F40\_, G40\_) 07/85 → 11/01**













 **Bremssattel**











1.1 (F401)	33	07/85 → 04/95	←	■; → 05/88		24.3451-1501.5	240263	BDX - Halter
						24.3481-1505.5	240047	BDX - Halter
						24.3481-1611.5	240029	TRW - Halter
			←	■; → 05/88		24.3451-1502.5	240264	BDX - Halter
						24.3481-1506.5	240048	BDX - Halter
						24.3481-1612.5	240030	TRW - Halter
			←	■; 06/88 →		24.3481-1505.5	240047	BDX - Halter
			24.3481-1611.5	240029	TRW - Halter			
			←	■; 09/91 →		24.3481-1505.5	240047	BDX - Halter
			←	■; 06/88 →		24.3481-1506.5	240048	BDX - Halter
						24.3481-1612.5	240030	TRW - Halter
			←	■; 09/91 →		24.3481-1506.5	240048	BDX - Halter
						24.3481-1612.5	240030	TRW - Halter
1.2 (F406, G40A)	40	09/91 → 03/98	←	■; 10/92 →		24.3481-1505.5	240047	BDX - Halter
						24.3481-1611.5	240029	TRW - Halter
			←	■; → 09/91		24.3481-1505.5	240047	BDX - Halter
						24.3481-1611.5	240029	TRW - Halter
			←	■; → 09/91		24.3481-1506.5	240048	BDX - Halter
			←	■; 10/92 →		24.3481-1612.5	240030	TRW - Halter
						24.3481-1506.5	240048	BDX - Halter
						24.3481-1612.5	240030	TRW - Halter
1.4 (F40U, F40V)	59	05/95 → 08/97	←	■		24.3481-1505.5	240047	BDX - Halter
						24.3481-1611.5	240029	TRW - Halter
1.4 (F40Y, F40A, F40V)	43	09/91 → 08/97	←	■		24.3481-1506.5	240048	BDX - Halter
						24.3481-1612.5	240030	TRW - Halter
1.4 Cat (F407)	43	08/88 → 03/98	←	■		24.3481-1506.5	240048	BDX - Halter
						24.3481-1612.5	240030	TRW - Halter
1.4 (F40D)	58	01/94 → 03/98	←	■; 09/94 →		24.3481-1505.5	240047	BDX - Halter
						24.3481-1611.5	240029	TRW - Halter
			←	■		24.3481-1505.5	240047	BDX - Halter
						24.3481-1611.5	240029	TRW - Halter
			←	■		24.3481-1506.5	240048	BDX - Halter
						24.3481-1612.5	240030	TRW - Halter








	kw			 	! #		
<b>RENAULT - RAPID Kasten/Großraumlimousine (F40_, G40_) 07/85→11/01</b>							
<b> Bremssattel</b>							
1.4 (F40D)	58	01/94→03/98	←	☐; 09/94→		24.3481-1506.5 240048 24.3481-1612.5 240030	BDX - Halter TRW - Halter
1.6 D (F404)	40	03/86→08/98	←	☐; → 05/86		24.3451-1501.5 240263	BDX - Halter
			←	☐; → 05/86		24.3451-1502.5 240264	BDX - Halter
			←	☐; 06/86→		24.3481-1505.5 240047 24.3481-1611.5 240029	BDX - Halter TRW - Halter
			←	☐		24.3481-1505.5 240047 24.3481-1611.5 240029	BDX - Halter TRW - Halter
			←	☐		24.3481-1506.5 240048 24.3481-1612.5 240030	BDX - Halter TRW - Halter
			←	☐; 06/86→		24.3481-1506.5 240048 24.3481-1612.5 240030	BDX - Halter TRW - Halter
1.9 D (F40P, F40N, F40E)	47	09/91→03/98	←	☐; 09/95→		24.3481-1505.5 240047	BDX - Halter
			←	☐; 09/92→		24.3481-1505.5 240047 24.3481-1611.5 240029	BDX - Halter TRW - Halter
			←	☐		24.3481-1505.5 240047 24.3481-1611.5 240029	BDX - Halter TRW - Halter
			←	☐; 09/95→		24.3481-1506.5 240048	BDX - Halter
			←	☐		24.3481-1506.5 240048 24.3481-1612.5 240030	BDX - Halter TRW - Halter
			←	☐; 09/92→		24.3481-1506.5 240048 24.3481-1612.5 240030	BDX - Halter TRW - Halter
1.9 D (F40R)	40	09/94→03/98	←	☐		24.3481-1505.5 240047	BDX - Halter
			←	☐		24.3481-1506.5 240048	BDX - Halter
<b>Zubehörsatz, Bremssattel</b>							
1.1 (F401)	33	07/85→04/95	←	09/91→		24.0101-4803.2 260049 24.0101-4807.2 260053	BDX TRW
			←	06/88→		24.0101-4803.2 260049 24.0101-4807.2 260053	BDX TRW
			←	→ 05/88		24.0101-4803.2 260049 24.0101-4807.2 260053	BDX TRW
1.2 (F406, G40A)	40	09/91→03/98	←	→ 09/91		24.0101-4803.2 260049 24.0101-4807.2 260053	BDX TRW
			←	10/92→		24.0101-4803.2 260049 24.0101-4807.2 260053	BDX TRW
1.4	59	05/95→08/97	←			24.0101-4803.2 260049	BDX
1.4 (F40U, F40V)	55	09/91→03/98	←			24.0101-4807.2 260053	TRW
1.4 (F40Y, F40A, F40V)	43	09/91→08/97	←				
1.4 Cat (F407)	43	08/88→03/98	←				
1.4 (F40D)	58	01/94→03/98	←			24.0101-4803.2 260049 24.0101-4807.2 260053	BDX TRW
			←	09/94→		24.0101-4803.2 260049 24.0101-4807.2 260053	BDX TRW
			←				
1.6 D (F404)	40	03/86→08/98	←			24.0101-4803.2 260049 24.0101-4807.2 260053	BDX TRW
			←	06/86→		24.0101-4803.2 260049 24.0101-4807.2 260053	BDX TRW
			←				
1.9 D (F40P, F40N, F40E)	47	09/91→03/98	←			24.0101-4803.2 260049 24.0101-4807.2 260053	BDX TRW
			←	09/95→		24.0101-4803.2 260049	BDX
			←	09/92→		24.0101-4803.2 260049 24.0101-4807.2 260053	BDX TRW
1.9 D (F40R)	40	09/94→03/98	←			24.0101-4803.2 260049	BDX
<b> Bremsschlauch</b>							
1.1 (F401)	33	07/85→04/95	←		2	24.5111-0300.3 330407	L= 300
			←	09/91→	2	24.5111-0300.3 330407	L= 300
			→		2	24.5229-0240.3 330400	L= 242
			→	09/91→	2	24.5229-0240.3 330400	L= 242
1.2 (F406, G40A)	40	09/91→03/98	←		2	24.5111-0300.3 330407	L= 300
↓							

	kw			 	! #		
<b>RENAULT - RAPID Kasten/Großraumlimousine (F40_, G40_) 07/85→11/01</b>							
 <b>Bremsschlauch</b>							
1.2 (F406, G40A)	40	09/91→03/98	←	10/92→	2	24.5111-0300.3 330407	L= 300
			→		2	24.5229-0240.3 330400	L= 242
			→	10/92→	2	24.5229-0240.3 330400	L= 242
1.4	59	05/95→08/97	←		2	24.5111-0300.3 330407	L= 300
1.4 (F40U, F40V)	55	09/91→03/98	→		2	24.5229-0240.3 330400	L= 242
1.4 (F40Y, F40A, F40V)	43	09/91→08/97	→	nicht für erhöhte Nutzlast	2	24.5229-0240.3 330400	L= 242
1.9 D (F40R)	40	09/94→03/98	→	für erhöhte Nutzlast	2	24.5229-0285.3 330032	L= 285
1.4 (F40D)	58	01/94→03/98	←		2	24.5111-0300.3 330407	L= 300
			←	09/94→	2	24.5111-0300.3 330407	L= 300
			→	nicht für erhöhte Nutzlast	2	24.5229-0240.3 330400	L= 242
			→	09/94→; nicht für erhöhte Nutzlast	2	24.5229-0240.3 330400	L= 242
			→		2	24.5229-0285.3 330032	L= 285
			→	09/94→; für erhöhte Nutzlast	2	24.5229-0285.3 330032	L= 285
			→	für erhöhte Nutzlast	2	24.5229-0285.3 330032	L= 285
1.4 Cat (F407)	43	08/88→03/98	←		2	24.5111-0300.3 330407	L= 300
			→		2	24.5229-0240.3 330400	L= 242
1.6 D (F404)	40	03/86→08/98	←		2	24.5111-0300.3 330407	L= 300
			→	07/86→; nicht für erhöhte Nutzlast	2	24.5229-0240.3 330400	L= 242
			→	07/86→; für erhöhte Nutzlast	2	24.5229-0285.3 330032	L= 285
1.9 D (F40P, F40N, F40E)	47	09/91→03/98	←		2	24.5111-0300.3 330407	L= 300
			←	09/92→	2	24.5111-0300.3 330407	L= 300
			←	09/95→	2	24.5111-0300.3 330407	L= 300
			→	09/92→; nicht für erhöhte Nutzlast	2	24.5229-0240.3 330400	L= 242
			→	nicht für erhöhte Nutzlast	2	24.5229-0240.3 330400	L= 242
			→	09/95→; nicht für erhöhte Nutzlast	2	24.5229-0240.3 330400	L= 242
			→	für erhöhte Nutzlast	2	24.5229-0285.3 330032	L= 285
			→	09/95→; für erhöhte Nutzlast	2	24.5229-0285.3 330032	L= 285
			→	09/92→; für erhöhte Nutzlast	2	24.5229-0285.3 330032	L= 285
<b>RENAULT - SAFRANE I (B54_) 04/92→10/97</b>							
 <b>Bremssattel</b>							
2.0 12V (B542, B54E)	97	04/92→07/96	←	☐		24.3541-1741.5 240215	TRW - Halter
2.1 dT (B546)	65	11/93→07/96	←	☐		24.3541-1742.5 240216	TRW - Halter
2.2 (B541)	79	04/92→07/96	←				
2.2 (B543)	101	04/92→07/96	←				
2.5 dT (B548)	83	12/92→07/96	←	☐; → 06/93; Automatikgetriebe		24.3541-1741.5 240215	TRW - Halter
			←	☐; → 05/94; Schaltgetriebe		24.3541-1741.5 240215	TRW - Halter
			←	☐; → 06/93; Automatikgetriebe		24.3541-1742.5 240216	TRW - Halter
			←	☐; → 05/94; Schaltgetriebe		24.3541-1742.5 240216	TRW - Halter
			←	☐; 06/94→; Schaltgetriebe		24.3601-1707.5 240229	TRW - Halter
			←	☐; 07/93→; Automatikgetriebe		24.3601-1707.5 240229	TRW - Halter
			←	☐; 06/94→; Schaltgetriebe		24.3601-1708.5 240230	TRW - Halter
			←	☐; 07/93→; Automatikgetriebe		24.3601-1708.5 240230	TRW - Halter
3.0 V6 (B54B, B544)	123	12/92→07/96	←	☐		24.3601-1707.5 240229	TRW - Halter
3.0 V6 4x4 (B54B, B544)	123	12/92→07/96	←	☐		24.3601-1708.5 240230	TRW - Halter
 <b>Bremsschlauch</b>							
2.0 12V (B542, B54E)	97	04/92→07/96	←		2	24.5111-0285.3 330608	L= 285
2.2 (B543)	101	04/92→07/96	→		2	24.5111-0386.3 330503	L= 385
2.5 dT (B548)	83	12/92→07/96	→				
3.0 V6 (B54B, B544)	123	12/92→07/96	→				
2.1 dT (B546)	65	11/93→07/96	←		2	24.5111-0285.3 330608	L= 285
2.2 (B541)	79	04/92→07/96	→	02/95→; - ABS	2	24.5111-0386.3 330503	L= 385
			→	+ ABS	2	24.5111-0386.3 330503	L= 385
3.0 Biturbo 4x4 (B545)	193	02/93→07/96	→		2	24.5111-0300.3 330407	L= 300
3.0 V6 4x4 (B54B, B544)	123	12/92→07/96	←		2	24.5111-0285.3 330608	L= 285
			→	02/93→	2	24.5111-0300.3 330407	L= 300
			→		2	24.5111-0386.3 330503	L= 385














































	kw			 	! #		
<b>RENAULT - SAFRANE II (B54_) 07/96→12/00</b>							
 <b>Bremssattel</b>							
2.0 16V (B54L)	100	07/96→12/00	←	☐; 08/96→		24.3541-1741.5 240215	TRW - Halter
			←	☐; 08/96→		24.3541-1742.5 240216	TRW - Halter
2.2 dT (B54G)	83	07/96→12/00	←	☐; 08/96→		24.3601-1707.5 240229	TRW - Halter
2.5 20V (B54F)	121	07/96→12/00	←	☐; 08/96→		24.3601-1708.5 240230	TRW - Halter
2.9 24V (B54N)	140	03/99→12/00	←	☐		24.3601-1707.5 240229	TRW - Halter
			←	☐		24.3601-1708.5 240230	TRW - Halter
3.0 V6 (B54M)	123	07/96→12/00	←	☐; 08/96→		24.3601-1707.5 240229	TRW - Halter
			←	☐; → 07/96		24.3601-1707.5 240229	TRW - Halter
			←	☐; → 07/96		24.3601-1708.5 240230	TRW - Halter
			←	☐; 08/96→		24.3601-1708.5 240230	TRW - Halter
 <b>Bremsschlauch</b>							
2.0 16V (B54L)	100	07/96→12/00	←	08/96→	2	24.5111-0285.3 330608	L= 285
2.2 dT (B54G)	83	07/96→12/00	→	08/96→	2	24.5111-0386.3 330503	L= 385
2.5 20V (B54F)	121	07/96→12/00	→	08/96→	2	24.5111-0386.3 330503	L= 385
2.9 24V (B54N)	140	03/99→12/00	←		2	24.5111-0285.3 330608	L= 285
			→		2	24.5111-0386.3 330503	L= 385
3.0 V6 (B54M)	123	07/96→12/00	←	→ 07/96	2	24.5111-0285.3 330608	L= 285
			←	08/96→	2	24.5111-0285.3 330608	L= 285
			→	08/96→	2	24.5111-0386.3 330503	L= 385
			→	07/96	2	24.5111-0386.3 330503	L= 385
<b>RENAULT - SANDERO/STEPWAY I (BS_) 11/07→</b>							
 <b>Bremssattel</b>							
1.4	55	02/09→	←	☐		24.3481-1611.5 240029	TRW - Halter
1.6	64	02/09→	←	☐		24.3481-1612.5 240030	TRW - Halter
			←	☐; V		24.3481-1615.5 240031	TRW - Halter
			←	☐; V		24.3481-1616.5 240032	TRW - Halter
 <b>Bremsschlauch</b>							
1.4	55	02/09→	←		2	24.5111-0300.3 330407	L= 300
1.6	64	02/09→	→		2	24.5229-0285.3 330032	L= 285
<b>RENAULT - SCÉNIC I Großraumlimousine (JA0/1_, FA0_) 08/99→07/10</b>							
 <b>Bremssattel</b>							
1.4 16V (JA0D, JA1H, JA0W, JA10)	70	09/99→08/03	←	☐; → 06/03		24.3541-1749.5 240427	TRW - Halter
1.9 dTi (JA0N)	72	09/99→08/03	←	☐; → 06/03		24.3541-1750.5 240428	TRW - Halter
			→	☐; → 06/03; + ABS		24.3344-1707.5 240808	TRW - Halter
			→	☐; → 06/03; + ABS		24.3344-1708.5 240809	TRW - Halter
1.6 (JA00, JA16, JA15, JA19, JA1V, JA2B, JA2C, JA0B)	79	09/99→09/03	←	☐; 10/99→ 06/03		24.3541-1749.5 240427	TRW - Halter
			←	☐; 10/99→ 06/03		24.3541-1750.5 240428	TRW - Halter
			→	☐; → 06/03; + ABS		24.3344-1707.5 240808	TRW - Halter
			→	☐; → 06/03; + ABS		24.3344-1708.5 240809	TRW - Halter
1.6 BiFuel (JA04)	79	09/99→04/01	←	☐; 10/99→		24.3541-1749.5 240427	TRW - Halter
			←	☐; 10/99→		24.3541-1750.5 240428	TRW - Halter
			→	☐; + ABS		24.3344-1707.5 240808	TRW - Halter
			→	☐; + ABS		24.3344-1708.5 240809	TRW - Halter
1.8 16V (JA12, JA1R, JA1M, JA1A)	85	01/01→08/03	←	☐; → 06/03		24.3541-1749.5 240427	TRW - Halter
1.9 dCi (JA05, JA1F)	75	09/99→08/03	←	☐; → 06/03		24.3541-1750.5 240428	TRW - Halter
1.9 dTi (JA1U)	59	02/01→08/03	→	☐; → 06/03		24.3344-1707.5 240808	TRW - Halter
2.0 16V	103	09/99→08/03	→	☐; → 06/03		24.3344-1707.5 240808	TRW - Halter
2.0 16V (JA1B, JA1D)	102	07/00→08/03	→	☐; → 06/03		24.3344-1708.5 240809	TRW - Halter
1.8 4x4	85	07/00→04/01	←	☐		24.3541-1749.5 240427	TRW - Halter
1.9 D (JA0J, FA0J)	47	09/99→03/01	←	☐		24.3541-1750.5 240428	TRW - Halter
			→	☐		24.3344-1707.5 240808	TRW - Halter
			→	☐		24.3344-1708.5 240809	TRW - Halter
↓							








	kw					! #		
<b>RENAULT - SCÉNIC I Großraumlimousine (JA0/1_, FA0_) 08/99→07/10</b>								
 <b>Bremssattel</b>								
1.9 dCi RX4	74	12/02→08/03	←	☐; → 06/03			24.3571-9841.5 240501	ATE - Halter
			←	☐; → 06/03			24.3571-9842.5 240502	ATE - Halter
1.9 dCi RX4 2.0 16V RX4	75 102	11/00→08/03 06/00→08/03	←	☐; → 03/02			24.3541-1749.5 240427	TRW - Halter
			←	☐; → 03/02			24.3541-1750.5 240428	TRW - Halter
			←	☐; 04/02→ 06/03			24.3571-9841.5 240501	ATE - Halter
			←	☐; 04/02→ 06/03			24.3571-9842.5 240502	ATE - Halter
<b>Feder, Bremssattel</b>								
1.9 dCi RX4	74	12/02→08/03	←	→ 06/03	2	11.8116-0301.1 390610		ATE
1.9 dCi RX4 2.0 16V RX4	75 102	11/00→08/03 06/00→08/03	←	04/02→ 06/03	2	11.8116-0301.1 390610		ATE
 <b>Bremsschlauch</b>								
1.4 16V (JA0D, JA1H, Ja0W, JA10)	70	09/99→08/03	←	→ 06/03	2	24.5111-0390.3 330566		L= 390
1.6 (JA00, JA16, JA15, JA19, JA1V, JA2B, JA2C, JA0B)	79	09/99→09/03	→	→ 06/03	2	24.5229-0265.3 330540		L= 265
1.8 16V (JA12, JA1R, JA1M, JA1A)	85	01/01→08/03						
1.9 dCi (JA05, JA1F)	75	09/99→08/03						
1.9 dTi (JA0N)	72	09/99→08/03						
1.9 dTi (JA1U)	59	02/01→08/03						
2.0 16V	103	09/99→08/03						
2.0 16V (JA1B, JA1D)	102	07/00→08/03						
1.6 BiFuel (JA04)	79	09/99→04/01	←		2	24.5111-0390.3 330566		L= 390
1.8 4x4	85	07/00→04/01						
1.9 D (JA0J, FA0J)	47	09/99→03/01	→		2	24.5229-0265.3 330540		L= 265
<b>RENAULT - SCÉNIC II (JM0/1_) 06/03→07/10</b>								
 <b>Bremssattel</b>								
1.4 (JM0B, JM0H, JM1A)	72	06/03→11/08	→	☐; → 04/07			24.3387-1721.5 240876	TRW - Halter
1.5 dCi (JM16)	76	01/07→11/08	→	☐; → 04/07			24.3387-1722.5 240877	TRW - Halter
1.5 dCi (JM1E, JM16)	78	05/05→11/08	→	☐; 05/07→			24.3387-1727.7 221005	TRW - Halter
1.5 dCi (JM1F)	63	05/05→11/08	→	☐; 05/07→			24.3387-1728.7 221006	TRW - Halter
1.9 D	85	06/06→11/08	→	☐; 05/07→				
1.9 dCi (JM14)	96	05/05→11/08						
2.0 16V Turbo (JM0W)	120	05/04→11/08						
2.0 dCi (JM1K)	110	09/05→11/08						
1.5 dCi (JM02, JM13)	74	11/03→08/05	→	☐			24.3387-1721.5 240876	TRW - Halter
1.5 dCi (JM0F)	60	06/03→05/06	→	☐			24.3387-1722.5 240877	TRW - Halter
1.6 (JM0C, JM0J, JM1B)	77	06/06→11/08	→	☐; + eFSB			24.3347-1707.5 240896	TRW - Halter
1.6 BiFuel	83	08/03→05/06	→	☐; + eFSB			24.3347-1708.5 240897	TRW - Halter
1.9 dCi	92	06/03→11/08	→	☐; - eFSB			24.3347-1709.5 240846	TRW - Halter
1.9 dCi (JM0G, JM12, JM1G, JM2C)	88	06/03→05/06	→	☐; - eFSB			24.3347-1710.5 240847	TRW - Halter
1.6 16V (JM1R)	82	10/05→11/08	→	☐; 01/07→ 04/07			24.3387-1721.5 240876	TRW - Halter
			→	☐; 01/07→ 04/07			24.3387-1722.5 240877	TRW - Halter
			→	☐; 05/07→			24.3387-1727.7 221005	TRW - Halter
			→	☐; 05/07→			24.3387-1728.7 221006	TRW - Halter
1.9 dCi (JM15)	81	05/05→11/08	→	☐			24.3347-1707.5 240896	TRW - Halter
			→	☐			24.3347-1708.5 240897	TRW - Halter
2.0 (JM05, JM0U, JM1N, JM1U, JM2V)	99	06/03→06/09	→	☐; → 04/07			24.3387-1721.5 240876	TRW - Halter
			→	☐; → 04/07			24.3387-1722.5 240877	TRW - Halter
			→	☐; 05/07→ 03/09			24.3387-1727.7 221005	TRW - Halter
			→	☐; 05/07→ 03/09			24.3387-1728.7 221006	TRW - Halter
<b>Feder, Bremssattel</b>								
1.4 (JM0B, JM0H, JM1A)	72	06/03→11/08	←	10/05→	2	11.8116-0301.1 390610		ATE
1.5 dCi (JM0F)	60	06/03→05/06						
1.5 dCi (JM1E, JM16)	78	05/05→11/08						
1.5 dCi (JM1F)	63	05/05→11/08						
1.6 (JM0C, JM0J, JM1B)	83	06/03→10/06						
1.6 BiFuel	83	08/03→05/06						
1.9 dCi	92	06/03→11/08						
↓								











	kw			 	! #		
<b>RENAULT - SCÉNIC II (JM0/1_) 06/03→07/10</b>							
<b>Feder, Bremssattel</b>							
1.9 dCi (JM0G, JM12, JM1G, JM2C)	88	06/03→05/06	←	10/05→	2	11.8116-0301.1 390610	ATE
1.9 dCi (JM14)	96	05/05→11/08					
1.9 dCi (JM15)	81	05/05→11/08					
2.0 16V Turbo (JM0W)	120	05/04→11/08					
1.5 dCi (JM16)	76	01/07→11/08	←		2	11.8116-0301.1 390610	ATE
1.6	77	06/06→11/08					
1.9 D	85	06/06→11/08					
2.0 dCi (JM1K)	110	09/05→11/08					
1.6 16V (JM1R)	82	10/05→11/08	←	01/07→	2	11.8116-0301.1 390610	ATE
2.0 (JM05, JM0U, JM1N, JM1U, JM2V)	99	06/03→06/09	←	10/05→ 03/09	2	11.8116-0301.1 390610	ATE
<b>Führungshülzensatz, Bremssattel</b>							
1.4 (JM0B, JM0H, JM1A)	72	06/03→11/08	←	10/05→		11.0101-5407.2 260011	ATE
1.5 dCi (JM0F)	60	06/03→05/06					
1.5 dCi (JM1E, JM16)	78	05/05→11/08					
1.5 dCi (JM1F)	63	05/05→11/08					
1.6 (JM0C, JM0J, JM1B)	83	06/03→10/06					
1.6 BiFuel	83	08/03→05/06					
1.9 dCi	92	06/03→11/08					
1.9 dCi (JM0G, JM12, JM1G, JM2C)	88	06/03→05/06					
1.9 dCi (JM14)	96	05/05→11/08					
1.9 dCi (JM15)	81	05/05→11/08					
2.0 16V Turbo (JM0W)	120	05/04→11/08					
1.5 dCi (JM16)	76	01/07→11/08	←			11.0101-5407.2 260011	ATE
1.6	77	06/06→11/08					
1.9 D	85	06/06→11/08					
2.0 dCi (JM1K)	110	09/05→11/08					
1.6 16V (JM1R)	82	10/05→11/08	←	01/07→		11.0101-5407.2 260011	ATE
2.0 (JM05, JM0U, JM1N, JM1U, JM2V)	99	06/03→06/09	←	10/05→ 03/09		11.0101-5407.2 260011	ATE
<b>Führungsbolzen, Bremssattel</b>							
1.4 (JM0B, JM0H, JM1A)	72	06/03→11/08		10/05→	2	11.8171-0008.1 990049	ATE
1.5 dCi (JM0F)	60	06/03→05/06					
1.5 dCi (JM1E, JM16)	78	05/05→11/08					
1.5 dCi (JM1F)	63	05/05→11/08					
1.6 (JM0C, JM0J, JM1B)	83	06/03→10/06					
1.6 BiFuel	83	08/03→05/06					
1.9 dCi	92	06/03→11/08					
1.9 dCi (JM0G, JM12, JM1G, JM2C)	88	06/03→05/06					
1.9 dCi (JM14)	96	05/05→11/08					
1.9 dCi (JM15)	81	05/05→11/08					
2.0 16V Turbo (JM0W)	120	05/04→11/08					
1.5 dCi (JM16)	76	01/07→11/08			2	11.8171-0008.1 990049	ATE
1.6	77	06/06→11/08					
1.9 D	85	06/06→11/08					
2.0 dCi (JM1K)	110	09/05→11/08					
1.6 16V (JM1R)	82	10/05→11/08		01/07→	2	11.8171-0008.1 990049	ATE
2.0 (JM05, JM0U, JM1N, JM1U, JM2V)	99	06/03→06/09		10/05→ 03/09	2	11.8171-0008.1 990049	ATE
<b>Zubehörsatz, Bremssattel</b>							
1.6	77	06/06→11/08	→	- eFSB		24.0101-3803.2 260101	TRW
1.6 (JM0C, JM0J, JM1B)	83	06/03→10/06					
1.6 BiFuel	83	08/03→05/06					
1.9 dCi	92	06/03→11/08					
1.9 dCi (JM0G, JM12, JM1G, JM2C)	88	06/03→05/06					
<b>Bremsschlauch</b>							
1.4 (JM0B, JM0H, JM1A)	72	06/03→11/08	←	→ 09/05	2	24.5111-0429.3 331015	L= 429,6
1.5 dCi (JM0F)	60	06/03→05/06	←	10/05→	2	24.5155-0445.3 331057	L= 445
1.5 dCi (JM1E, JM16)	78	05/05→11/08	→	10/05→	2	24.5229-0185.3 330397	L= 185
1.5 dCi (JM1F)	63	05/05→11/08	→	→ 09/05	2	24.5251-0185.3 330701	L= 185
1.6 (JM0C, JM0J, JM1B)	83	06/03→10/06					
1.6 BiFuel	83	08/03→05/06					
1.9 dCi	92	06/03→11/08					
1.9 dCi (JM0G, JM12, JM1G, JM2C)	88	06/03→05/06					
1.9 dCi (JM14)	96	05/05→11/08					
1.9 dCi (JM15)	81	05/05→11/08					
2.0 16V Turbo (JM0W)	120	05/04→11/08					
↓							


























































































	kw			 	! #		
<b>RENAULT - SCÉNIC II (JM0/1_) 06/03→07/10</b>							
 <b>Bremsschlauch</b>							
1.5 dCi (JM02, JM13)	74	11/03→08/05	←		2	24.5111-0429.3 331015	L= 429,6
			→		2	24.5251-0185.3 330701	L= 185
1.5 dCi (JM16)	76	01/07→11/08	←		2	24.5155-0445.3 331057	L= 445
1.6	77	06/06→11/08	←		2	24.5229-0185.3 330397	L= 185
1.9 D	85	06/06→11/08	→		2	24.5229-0185.3 330397	L= 185
1.6 16V (JM1R)	82	10/05→11/08	←	01/07→	2	24.5155-0445.3 331057	L= 445
			→	01/07→	2	24.5229-0185.3 330397	L= 185
2.0 (JM05, JM0U, JM1N, JM1U, JM2V)	99	06/03→06/09	←	→ 09/05	2	24.5111-0429.3 331015	L= 429,6
			←	10/05→ 03/09	2	24.5155-0445.3 331057	L= 445
			→	10/05→ 03/09	2	24.5229-0185.3 330397	L= 185
			→	→ 09/05	2	24.5251-0185.3 330701	L= 185
2.0 dCi (JM1K)	110	09/05→11/08	←		2	24.5155-0445.3 331057	L= 445
			→	10/05→	2	24.5229-0185.3 330397	L= 185
<b>RENAULT - SCÉNIC III (JZ0/1_) 12/08→</b>							
 <b>Bremssattel</b>							
1.2 TCe	85	04/12→	←			24.3571-9775.5 241096	ATE - Halter
1.6 dCi (JZ00, JZ12)	96	04/11→	←			24.3571-9776.5 241097	ATE - Halter
			→	 ; - eFSB		24.3347-1709.5 240846	TRW - Halter
			→	 ; - eFSB		24.3347-1710.5 240847	TRW - Halter
			→			24.6234-1701.5 241211	TRW - Halter + eFSB
			→			24.6234-1702.5 241212	TRW - Halter + eFSB
1.2 TCe (JZ16)	97	01/13→	←	 ; 03/13→		24.3571-9775.5 241096	ATE - Halter
			←	 ; 03/13→		24.3571-9776.5 241097	ATE - Halter
			→	 ; 03/13→; - eFSB		24.3347-1709.5 240846	TRW - Halter
			→	 ; 03/13→; - eFSB		24.3347-1710.5 240847	TRW - Halter
			→	 ; 03/13→		24.6234-1701.5 241211	TRW - Halter + eFSB
			→	 ; 03/13→		24.6234-1702.5 241212	TRW - Halter + eFSB
1.4 16V (JZ0F, JZ1V)	96	02/09→	←	 ; 04/09→		24.3571-9775.5 241096	ATE - Halter
1.9 dCi (JZ0J, JZ1J, JZ1K, JZ1S)	96	02/09→	←	 ; 04/09→		24.3571-9776.5 241097	ATE - Halter
2.0 16V (JZ0G, JZ0P, JZ1E, JZ1P)	103	02/09→	→	 ; 04/09→; - eFSB		24.3347-1709.5 240846	TRW - Halter
			→	 ; 04/09→; - eFSB		24.3347-1710.5 240847	TRW - Halter
			→	 ; 04/09→		24.6234-1701.5 241211	TRW - Halter + eFSB
			→	 ; 04/09→		24.6234-1702.5 241212	TRW - Halter + eFSB
1.5 dCi	63	04/09→	←	 ; Felgengröße [Zoll]: 15		24.3541-9950.5 241029	ATE - Halter
			←	 ; Felgengröße [Zoll]: 15		24.3541-9951.5 241030	ATE - Halter
			→	 ; - eFSB		24.3347-1709.5 240846	TRW - Halter
			→	 ; - eFSB		24.3347-1710.5 240847	TRW - Halter
			→			24.6234-1701.5 241211	TRW - Halter + eFSB
			→			24.6234-1702.5 241212	TRW - Halter + eFSB
1.5 dCi	78	02/09→	←	 ; 04/09→; Felgengröße [Zoll]: 15		24.3541-9950.5 241029	ATE - Halter
1.6 16V (JZ0U, JZ1B)	81	02/09→	←	 ; 04/09→; Felgengröße [Zoll]: 15		24.3541-9951.5 241030	ATE - Halter
			←	 ; 04/09→; Felgengröße [Zoll]: 16 / 17		24.3571-9775.5 241096	ATE - Halter
			←	 ; 04/09→; Felgengröße [Zoll]: 16 / 17		24.3571-9776.5 241097	ATE - Halter
			→	 ; 04/09→; - eFSB		24.3347-1709.5 240846	TRW - Halter
			→	 ; 04/09→; - eFSB		24.3347-1710.5 240847	TRW - Halter
			→	 ; 04/09→		24.6234-1701.5 241211	TRW - Halter + eFSB
			→	 ; 04/09→		24.6234-1702.5 241212	TRW - Halter + eFSB
1.5 dCi	81	04/09→	←	 ; Felgengröße [Zoll]: 15		24.3541-9950.5 241029	ATE - Halter
1.5 dCi (JZ02, JZ0R)	70	11/10→	←	 ; Felgengröße [Zoll]: 15		24.3541-9951.5 241030	ATE - Halter
1.6 16V Bifuel	79	04/12→12/13	←	; Felgengröße [Zoll]: 16 / 17		24.3571-9775.5 241096	ATE - Halter
			←	; Felgengröße [Zoll]: 16 / 17		24.3571-9776.5 241097	ATE - Halter
			→	; - eFSB		24.3347-1709.5 240846	TRW - Halter
			→	; - eFSB		24.3347-1710.5 240847	TRW - Halter


























	kw			 	! #			
<b>RENAULT - SCÉNIC III (JZ0/1_) 12/08→</b>								
<b>Bremssattel</b>								
1.5 dCi	81	04/09→	→	☐		24.6234-1701.5	241211	TRW - Halter + eFSB
1.5 dCi (JZ02, JZ0R)	70	11/10→	→	☐		24.6234-1702.5	241212	TRW - Halter + eFSB
1.6 16V Bifuel	79	04/12→12/13	→	☐				
1.6 16V Bifuel	81	02/09→	←	☐; 06/09→; Felgenreöße [Zoll]: 15		24.3541-9950.5	241029	ATE - Halter
1.6 E85 (JZ03, JZ1Y)	81	02/09→	←	☐; 06/09→; Felgenreöße [Zoll]: 15		24.3541-9951.5	241030	ATE - Halter
			←	☐; 06/09→; Felgenreöße [Zoll]: 16 / 17		24.3571-9775.5	241096	ATE - Halter
			←	☐; 06/09→; Felgenreöße [Zoll]: 16 / 17		24.3571-9776.5	241097	ATE - Halter
			→	☐; 06/09→; - eFSB		24.3347-1709.5	240846	TRW - Halter
			→	☐; 06/09→; - eFSB		24.3347-1710.5	240847	TRW - Halter
			→	☐; 06/09→		24.6234-1701.5	241211	TRW - Halter + eFSB
			→	☐; 06/09→		24.6234-1702.5	241212	TRW - Halter + eFSB
2.0 dCi (JZ0L)	118	04/09→	←	☐		24.3571-9775.5	241096	ATE - Halter
			←	☐		24.3571-9776.5	241097	ATE - Halter
			→	☐		24.6238-1707.7	220969	TRW - Halter + eFSB
			→	☐		24.6238-1708.7	220970	TRW - Halter + eFSB
2.0 dCi (JZ0Y, JZ26)	110	02/09→	←	☐; 04/09→		24.3571-9775.5	241096	ATE - Halter
			←	☐; 04/09→		24.3571-9776.5	241097	ATE - Halter
			→	☐; 04/09→		24.6238-1707.7	220969	TRW - Halter + eFSB
			→	☐; 04/09→		24.6238-1708.7	220970	TRW - Halter + eFSB
<b>Halter, Bremssattel</b>								
1.5 dCi	63	04/09→	←	Felgenreöße [Zoll]: 15		11.8170-0002.1	260110	ATE
1.5 dCi	81	04/09→	←					
1.5 dCi (JZ02, JZ0R)	70	11/10→	←					
1.6 16V Bifuel	79	04/12→12/13	←					
1.5 dCi	78	02/09→	←	04/09→; Felgenreöße [Zoll]: 15		11.8170-0002.1	260110	ATE
1.6 16V (JZ0U, JZ1B)	81	02/09→	←					
1.6 16V Bifuel	81	02/09→	←	06/09→; Felgenreöße [Zoll]: 15		11.8170-0002.1	260110	ATE
1.6 E85 (JZ03, JZ1Y)	81	02/09→	←					
<b>Feder, Bremssattel</b>								
1.2 TCe	85	04/12→	←		2	11.8116-0351.1	390538	ATE
1.6 dCi (JZ00, JZ12)	96	04/11→	←					
2.0 dCi (JZ0L)	118	04/09→	←					
1.2 TCe (JZ16)	97	01/13→	←	03/13→	2	11.8116-0351.1	390538	ATE
1.4 16V (JZ0F, JZ1V)	96	02/09→	←	04/09→	2	11.8116-0351.1	390538	ATE
1.9 dCi (JZ0J, JZ1J, JZ1K, JZ1S)	96	02/09→	←					
2.0 16V (JZ0G, JZ0P, JZ1E, JZ1P)	103	02/09→	←					
2.0 dCi (JZ0Y, JZ26)	110	02/09→	←					
1.5 dCi	63	04/09→	←	Felgenreöße [Zoll]: 15	2	11.8116-0356.1	390586	ATE
1.5 dCi	78	02/09→	←	04/09→; Felgenreöße [Zoll]: 16 / 17	2	11.8116-0351.1	390538	ATE
1.6 16V (JZ0U, JZ1B)	81	02/09→	←	04/09→; Felgenreöße [Zoll]: 15	2	11.8116-0356.1	390586	ATE
1.5 dCi	81	04/09→	←	Felgenreöße [Zoll]: 16 / 17	2	11.8116-0351.1	390538	ATE
1.5 dCi (JZ02, JZ0R)	70	11/10→	←					
1.6 16V Bifuel	79	04/12→12/13	←	Felgenreöße [Zoll]: 15	2	11.8116-0356.1	390586	ATE
1.6 16V Bifuel	81	02/09→	←	06/09→; Felgenreöße [Zoll]: 16 / 17	2	11.8116-0351.1	390538	ATE
1.6 E85 (JZ03, JZ1Y)	81	02/09→	←	06/09→; Felgenreöße [Zoll]: 15	2	11.8116-0356.1	390586	ATE
<b>Führungshülzensatz, Bremssattel</b>								
1.2 TCe	85	04/12→	←			11.0101-5704.2	260095	ATE
1.6 dCi (JZ00, JZ12)	96	04/11→	←					
2.0 dCi (JZ0L)	118	04/09→	←					
1.2 TCe (JZ16)	97	01/13→	←	03/13→		11.0101-5704.2	260095	ATE
1.4 16V (JZ0F, JZ1V)	96	02/09→	←	04/09→		11.0101-5704.2	260095	ATE
1.9 dCi (JZ0J, JZ1J, JZ1K, JZ1S)	96	02/09→	←					
2.0 16V (JZ0G, JZ0P, JZ1E, JZ1P)	103	02/09→	←					
2.0 dCi (JZ0Y, JZ26)	110	02/09→	←					
1.5 dCi	78	02/09→	←	04/09→; Felgenreöße [Zoll]: 16 / 17		11.0101-5704.2	260095	ATE
1.6 16V (JZ0U, JZ1B)	81	02/09→	←					
1.5 dCi	81	04/09→	←	Felgenreöße [Zoll]: 16 / 17		11.0101-5704.2	260095	ATE
1.5 dCi (JZ02, JZ0R)	70	11/10→	←					
1.6 16V Bifuel	79	04/12→12/13	←					
1.6 16V Bifuel	81	02/09→	←	06/09→; Felgenreöße [Zoll]: 16 / 17		11.0101-5704.2	260095	ATE
1.6 E85 (JZ03, JZ1Y)	81	02/09→	←					













	kw			 	! #		
<b>RENAULT - SCÉNIC III (JZ0/1_) 12/08→</b>							
 <b>Bremsschlauch</b>							
1.2 TCe	85	04/12→		☐	2	24.5201-0135.3 331399	L= 135
1.5 dCi	63	04/09→	←		2	24.5111-0426.3 331347	L= 425
1.5 dCi	81	04/09→					
1.5 dCi (JZ02, JZ0R)	70	11/10→					
1.6 16V Bifuel	79	04/12→12/13					
1.6 dCi (JZ00, JZ12)	96	04/11→					
2.0 dCi (JZ0L)	118	04/09→					
1.2 TCe (JZ16)	97	01/13→		☐; 03/13→	2	24.5201-0135.3 331399	L= 135
			←	03/13→	2	24.5111-0426.3 331347	L= 425
1.4 16V (JZ0F, JZ1V)	96	02/09→		☐; 04/09→	2	24.5201-0135.3 331399	L= 135
1.5 dCi	78	02/09→					
1.6 16V (JZ0U, JZ1B)	81	02/09→	←	04/09→	2	24.5111-0426.3 331347	L= 425
1.9 dCi (JZ0J, JZ1J, JZ1K, JZ1S)	96	02/09→					
2.0 16V (JZ0G, JZ0P, JZ1E, JZ1P)	103	02/09→					
2.0 dCi (JZ0Y, JZ26)	110	02/09→					
1.6 16V Bifuel	81	02/09→		☐; 06/09→	2	24.5201-0135.3 331399	L= 135
1.6 E85 (JZ03, JZ1Y)	81	02/09→	←	06/09→	2	24.5111-0426.3 331347	L= 425
<b>RENAULT - SPORT SPIDER (EF0_) 03/95→10/99</b>							
 <b>Bremsschlauch</b>							
2.0	108	12/95→08/96		☐	2	24.5229-0185.3 330397	L= 185
			←		2	24.5111-0386.3 330503	L= 385
<b>RENAULT - SUPER 5 (B/C40_) 10/84→12/96</b>							
 <b>Bremssattel</b>							
1.1 (B/C401, B/C40H)	33	01/86→03/95	←	☐; 06/87→ 08/90		24.3451-1501.5 240263	BDX - Halter
			←	☐		24.3451-1501.5 240263	BDX - Halter
			←	☐; 06/87→ 08/90		24.3451-1502.5 240264	BDX - Halter
			←	☐		24.3451-1502.5 240264	BDX - Halter
1.4 Cat (B/C407)	43	10/85→12/96	←	☐; F0007770→		24.3481-1505.5 240047	BDX - Halter
						24.3481-1611.5 240029	TRW - Halter
			←	☐; F0011864→		24.3481-1505.5 240047	BDX - Halter
						24.3481-1611.5 240029	TRW - Halter
			←	☐; F0011864→		24.3481-1506.5 240048	BDX - Halter
						24.3481-1612.5 240030	TRW - Halter
			←	☐; F0007770→		24.3481-1506.5 240048	BDX - Halter
						24.3481-1612.5 240030	TRW - Halter
			←	☐; → F0011863		24.3481-1611.5 240029	TRW - Halter
			←	☐; 01/86→; → F0007769		24.3481-1611.5 240029	TRW - Halter
			←	☐; 01/86→; → F0007769		24.3481-1612.5 240030	TRW - Halter
			←	☐; → F0011863		24.3481-1612.5 240030	TRW - Halter
1.6 D (B/C404)	40	08/85→12/96	←	☐; F0033521→		24.3481-1505.5 240047	BDX - Halter
						24.3481-1611.5 240029	TRW - Halter
			←	☐; F0092730→		24.3481-1505.5 240047	BDX - Halter
						24.3481-1611.5 240029	TRW - Halter
			←	☐; J0015988→		24.3481-1505.5 240047	BDX - Halter
						24.3481-1611.5 240029	TRW - Halter
			←	☐; H0004301→		24.3481-1505.5 240047	BDX - Halter
						24.3481-1611.5 240029	TRW - Halter
			←	☐; E0003970→		24.3481-1505.5 240047	BDX - Halter
						24.3481-1611.5 240029	TRW - Halter
			←	☐; E0005292→		24.3481-1505.5 240047	BDX - Halter
						24.3481-1611.5 240029	TRW - Halter
			←	☐		24.3481-1505.5 240047	BDX - Halter
						24.3481-1611.5 240029	TRW - Halter
			←	☐; H0004301→		24.3481-1506.5 240048	BDX - Halter
						24.3481-1612.5 240030	TRW - Halter
			←	☐; E0003970→		24.3481-1506.5 240048	BDX - Halter
						24.3481-1612.5 240030	TRW - Halter
			←	☐; J0015988→		24.3481-1506.5 240048	BDX - Halter
						24.3481-1612.5 240030	TRW - Halter

	kw			 	! #		
<b>RENAULT - SUPER 5 (B/C40_) 10/84→12/96</b>							
<b>Bremssattel</b>							
1.6 D (B/C/404)	40	08/85→12/96	←   ; E0005292→	24.3481-1506.5	240048	BDX - Halter	
			←   ; F0092730→	24.3481-1612.5	240030	TRW - Halter	
			←   ; F0033521→	24.3481-1506.5	240048	BDX - Halter	
			←  	24.3481-1612.5	240030	TRW - Halter	
			←  	24.3481-1506.5	240048	BDX - Halter	
			←  	24.3481-1612.5	240030	TRW - Halter	
			←   ; 01/86→; → H0004300	24.3481-1611.5	240029	TRW - Halter	
			←   ; 01/86→; → E0005191	24.3481-1611.5	240029	TRW - Halter	
			←   ; → E0003969	24.3481-1611.5	240029	TRW - Halter	
			←   ; 01/86→; → F0092729	24.3481-1611.5	240029	TRW - Halter	
			←   ; → F0033520	24.3481-1611.5	240029	TRW - Halter	
			←   ; → J0015987	24.3481-1611.5	240029	TRW - Halter	
			←   ; → E0003969	24.3481-1612.5	240030	TRW - Halter	
			←   ; 01/86→; → E0005191	24.3481-1612.5	240030	TRW - Halter	
			←   ; 01/86→; → F0092729	24.3481-1612.5	240030	TRW - Halter	
←   ; → J0015987	24.3481-1612.5	240030	TRW - Halter				
←   ; → F0033520	24.3481-1612.5	240030	TRW - Halter				
←   ; 01/86→; → H0004300	24.3481-1612.5	240030	TRW - Halter				
1.7 (B/C408)	54	10/86→03/95	←   ; F0001837→	24.3481-1505.5	240047	BDX - Halter	
			←   ; F0003233→	24.3481-1611.5	240029	TRW - Halter	
			←   ; F0001837→	24.3481-1506.5	240048	BDX - Halter	
			←   ; F0003233→	24.3481-1612.5	240030	TRW - Halter	
			←  	24.3481-1506.5	240048	BDX - Halter	
			←  	24.3481-1612.5	240030	TRW - Halter	
			←   ; 01/87→; → F0001836	24.3481-1611.5	240029	TRW - Halter	
			←   ; 01/87→; → F0003232	24.3481-1611.5	240029	TRW - Halter	
			←   ; 01/87→; → F0003232	24.3481-1612.5	240030	TRW - Halter	
			←   ; 01/87→; → F0001836	24.3481-1612.5	240030	TRW - Halter	
			←   ; 06/87→	24.3481-1615.5	240031	TRW - Halter	
←   ; 06/87→	24.3481-1616.5	240032	TRW - Halter				
1.7 (B/C40K, B/C40G)	64	06/87→03/95	←  	24.3481-1615.5	240031	TRW - Halter	
			←  	24.3481-1616.5	240032	TRW - Halter	
<b>Zubehörsatz, Bremssattel</b>							
1.4 Cat (B/C/407)	43	10/85→12/96	←  F0011864→	24.0101-4803.2	260049	BDX	
			←  F0007770→	24.0101-4807.2	260053	TRW	
			←  01/86→; → F0007769	24.0101-4803.2	260049	BDX	
			←  → F0011863	24.0101-4807.2	260053	TRW	
1.6 D (B/C/404)	40	08/85→12/96	←  E0003970→	24.0101-4803.2	260049	BDX	
			←  J0015988→	24.0101-4807.2	260053	TRW	
			←  H0004301→	24.0101-4803.2	260049	BDX	
			← 	24.0101-4807.2	260053	TRW	
			← 	24.0101-4803.2	260049	BDX	
			← 	24.0101-4807.2	260053	TRW	
			←  E0005292→	24.0101-4803.2	260049	BDX	
← 	24.0101-4807.2	260053	TRW				
←  F0033521→	24.0101-4803.2	260049	BDX				
← 	24.0101-4807.2	260053	TRW				
←  F0092730→	24.0101-4803.2	260049	BDX				
← 	24.0101-4807.2	260053	TRW				
















	kw			 	! #			
<b>RENAULT - SUPER 5 (B/C40_) 10/84→12/96</b>								
<b>Zubehörsatz, Bremssattel</b>								
1.6 D (B/C/404)	40	08/85→12/96	←	→ E0003969		24.0101-4807.2 260053	TRW	
			←	01/86→; → E0005191		24.0101-4807.2 260053	TRW	
			←	01/86→; → H0004300		24.0101-4807.2 260053	TRW	
			←	01/86→; → F0092729		24.0101-4807.2 260053	TRW	
			←	→ J0015987		24.0101-4807.2 260053	TRW	
			←	→ F0033520		24.0101-4807.2 260053	TRW	
1.7 (B/C408)	54	10/86→03/95	←	F0001837→		24.0101-4803.2 260049	BDX	
						24.0101-4807.2 260053	TRW	
			←	F0003233→		24.0101-4803.2 260049	BDX	
						24.0101-4807.2 260053	TRW	
			←	06/87→		24.0101-4806.2 260052	TRW	
1.7 (B/C40K, B/C40G)	64	06/87→03/95	←			24.0101-4807.2 260053	TRW	
						24.0101-4807.2 260053	TRW	
			←	01/87→; → F0003232		24.0101-4807.2 260053	TRW	
			01/87→; → F0001836		24.0101-4807.2 260053	TRW		
			←			24.0101-4806.2 260052	TRW	
<b> Bremsschlauch</b>								
1.1 (B/C/401, B/C40H)	33	01/86→03/95	←		2	24.5111-0300.3 330407	L= 300	
			←	06/87→ 08/90	2	24.5111-0300.3 330407	L= 300	
			→		2	24.5229-0240.3 330400	L= 242	
			→	☐; 06/87→ 08/90		24.5229-0240.3 330400	L= 242	
			→	☐		24.5229-0240.3 330400	L= 242	
			→	☐; → 08/90		24.5229-0240.3 330400	L= 242	
			→	☐; 06/87→ 08/90		24.5229-0285.3 330032	L= 285	
			→	☐; → 08/90		24.5229-0285.3 330032	L= 285	
			→	☐		24.5229-0285.3 330032	L= 285	
1.4 Cat (B/C/407) 1.6 D (B/C/404) 1.7 (B/C40K, B/C40G)	43	10/85→12/96	←		2	24.5111-0300.3 330407	L= 300	
	40	08/85→12/96	→	☐		24.5229-0240.3 330400	L= 242	
	64	06/87→03/95	→	☐		24.5229-0285.3 330032	L= 285	
1.7 (B/C408)	54	10/86→03/95	←	01/87→	2	24.5111-0300.3 330407	L= 300	
			→	☐; 01/87→		24.5229-0240.3 330400	L= 242	
			→	☐; 01/87→		24.5229-0285.3 330032	L= 285	
<b>RENAULT - THALIA I (LB_) 02/98→</b>								
<b> Bremssattel</b>								
1.2 16V 1.4	55	04/02→	←	☐		24.3481-1611.5 240029	TRW - Halter	
	55	08/00→	←	☐		24.3481-1612.5 240030	TRW - Halter	
1.4 16V 1.5 dCi 1.5 dCi 1.5 dCi 1.5 dCi 1.6 1.6 16V	72	08/00→	←	☐		24.3481-1615.5 240031	TRW - Halter	
	47	06/05→	←	☐		24.3481-1616.5 240032	TRW - Halter	
	48	04/02→	←	☐				
	50	02/03→						
	60	06/01→02/09						
	82	01/04→12/08						
1.6	66	03/98→	←	☐; 04/02→		24.3481-1615.5 240031	TRW - Halter	
			←	☐; 04/02→		24.3481-1616.5 240032	TRW - Halter	
<b> Bremsschlauch</b>								
1.2 16V 1.4 1.4 16V 1.5 dCi 1.5 dCi 1.5 dCi 1.6 1.6 16V	55	04/02→	←		2	24.5111-0321.3 330597	L= 320	
			→		2	24.5239-0165.3 330606	L= 165	
			→					
			→					
			→					
			→					
			→					
1.6	66	03/98→	←	04/02→	2	24.5111-0321.3 330597	L= 320	
			→	04/02→	2	24.5239-0165.3 330606	L= 165	


































































































	kw					! #		
<b>RENAULT - THALIA II (LU_) 09/08→</b>								
 <b>Bremssattel</b>								
1.5 dCi 1.6 16V	62 77	09/08→ 09/08→	← ←	☐ ☐		24.3481-1615.5 24.3481-1616.5	240031 240032	TRW - Halter
 <b>Bremsschlauch</b>								
1.5 dCi 1.6 16V	62 77	09/08→ 09/08→	← →		2 2	24.5111-0321.3 24.5239-0165.3	330597 330606	L= 320 L= 165
<b>RENAULT - TRAFIC II Bus (JL) 03/01→</b>								
 <b>Bremssattel</b>								
1.9 dCi 100 (JLOC) 1.9 dCi 80 (JLOB) 2.0 (JLOA)	74 60 88	03/01→ 03/01→ 03/01→	← ← →	☐; → 08/14 ☐; → 08/14 ☐; 11/01→ 08/14		24.3451-1713.5 24.3451-1714.5 24.3414-1707.5	240329 240330 240337	TRW - Halter TRW - Halter TRW - Halter
2.0 16V 2.5 dCi 115 2.5 dCi 135 (JL0D)	86 84 99	08/06→ 02/08→ 05/03→	← ← →	☐; → 08/14 ☐; → 08/14 ☐; → 08/14		24.3451-1713.5 24.3451-1714.5 24.3414-1707.5	240329 240330 240337	TRW - Halter TRW - Halter TRW - Halter
2.0 dCi 115 2.0 dCi 90 2.5 dCi 145 (JL0J)	84 66 107	08/06→ 08/06→ 08/06→	← ← →	☐; 10/06→ 08/14 ☐; 10/06→ 08/14 ☐; 10/06→ 08/14		24.3451-1713.5 24.3451-1714.5 24.3414-1707.5	240329 240330 240337	TRW - Halter TRW - Halter TRW - Halter
 <b>Bremsschlauch</b>								
1.9 dCi 100 (JLOC) 1.9 dCi 80 (JLOB) 2.0 (JLOA) 2.0 16V 2.5 dCi 115 2.5 dCi 135 (JL0D)	74 60 88 86 84 99	03/01→ 03/01→ 03/01→ 08/06→ 02/08→ 05/03→		☐; → 08/14 → 08/14 ☐; → 08/14	2 2	24.5229-0200.3 24.5111-0386.3 24.5111-0221.3	330572 330503 330818	L= 200 L= 385 L= 220
2.0 dCi 115 2.0 dCi 90 2.5 dCi 145 (JL0J)	84 66 107	08/06→ 08/06→ 08/06→		☐; 10/06→ 08/14 ← 10/06→ 08/14 ☐; 10/06→ 08/14	2 2	24.5229-0200.3 24.5111-0386.3 24.5111-0221.3	330572 330503 330818	L= 200 L= 385 L= 220
<b>RENAULT - TRAFIC II Kasten (FL) 03/01→</b>								
 <b>Bremssattel</b>								
1.9 dCi 100 (FLOC) 1.9 dCi 80 (FLOB) 2.0 (FLOA)	74 60 88	03/01→ 03/01→ 03/01→	← ← →	☐; → 08/14 ☐; → 08/14 ☐; 11/01→ 08/14		24.3451-1713.5 24.3451-1714.5 24.3414-1707.5	240329 240330 240337	TRW - Halter TRW - Halter TRW - Halter
2.0 16V 2.5 dCi 2.5 dCi 135 (FL0D)	86 84 99	08/06→ 08/07→ 05/03→	← ← →	☐; → 08/14 ☐; → 08/14 ☐; → 08/14		24.3451-1713.5 24.3451-1714.5 24.3414-1707.5	240329 240330 240337	TRW - Halter TRW - Halter TRW - Halter
2.0 dCi 115 (FL01, FL0U) 2.0 dCi 90 (FL0H) 2.5 dCi 145 (FL0J)	84 66 107	08/06→ 08/06→ 08/06→	← ← →	☐; 10/06→ 08/14 ☐; 10/06→ 08/14 ☐; 10/06→ 08/14		24.3451-1713.5 24.3451-1714.5 24.3414-1707.5	240329 240330 240337	TRW - Halter TRW - Halter TRW - Halter
 <b>Bremsschlauch</b>								
1.9 dCi 100 (FLOC) 1.9 dCi 80 (FLOB) 2.0 (FLOA) 2.0 16V 2.5 dCi 2.5 dCi 135 (FL0D)	74 60 88 86 84 99	03/01→ 03/01→ 03/01→ 08/06→ 08/07→ 05/03→		☐; → 08/14 → 08/14 ☐; → 08/14	2 2	24.5229-0200.3 24.5111-0386.3 24.5111-0221.3	330572 330503 330818	L= 200 L= 385 L= 220
2.0 dCi 115 (FL01, FL0U) 2.0 dCi 90 (FL0H) 2.5 dCi 145 (FL0J)	84 66 107	08/06→ 08/06→ 08/06→		☐; 10/06→ 08/14 ← 10/06→ 08/14 ☐; 10/06→ 08/14	2 2	24.5229-0200.3 24.5111-0386.3 24.5111-0221.3	330572 330503 330818	L= 200 L= 385 L= 220

	kw					! #		
<b>RENAULT - TRAFIC II Pritsche/Fahrgestell (EL) 03/01 →</b>								
 <b>Bremssattel</b>								
1.9 dCi 100 (EL0C)	74	03/01 →	←	☐; → 08/14		24.3451-1713.5	240329	TRW - Halter
1.9 dCi 80 (EL0B)	60	03/01 →	←	☐; → 08/14		24.3451-1714.5	240330	TRW - Halter
2.0 (EL0A)	88	03/01 →	→	☐; 11/01 → 08/14		24.3414-1707.5	240337	TRW - Halter
			→	☐; 11/01 → 08/14		24.3414-1708.5	240338	TRW - Halter
2.0 16V	86	08/06 →	←	☐; → 08/14		24.3451-1713.5	240329	TRW - Halter
2.5 dCi	84	08/07 →	←	☐; → 08/14		24.3451-1714.5	240330	TRW - Halter
			→	☐; → 08/14		24.3414-1707.5	240337	TRW - Halter
			→	☐; → 08/14		24.3414-1708.5	240338	TRW - Halter
2.0 dCi 115 (EL0H)	84	08/06 →	←	☐; 10/06 → 08/14		24.3451-1713.5	240329	TRW - Halter
2.0 dCi 90 (EL0H)	66	08/06 →	←	☐; 10/06 → 08/14		24.3451-1714.5	240330	TRW - Halter
2.5 dCi 145 (EL0J)	107	08/06 →	→	☐; 10/06 → 08/14		24.3414-1707.5	240337	TRW - Halter
			→	☐; 10/06 → 08/14		24.3414-1708.5	240338	TRW - Halter
2.5 dCi 135 (EL0D)	99	03/01 →	←	☐; 05/03 → 08/14		24.3451-1713.5	240329	TRW - Halter
			←	☐; 05/03 → 08/14		24.3451-1714.5	240330	TRW - Halter
			→	☐; 05/03 → 08/14		24.3414-1707.5	240337	TRW - Halter
			→	☐; 05/03 → 08/14		24.3414-1708.5	240338	TRW - Halter
 <b>Bremsschlauch</b>								
1.9 dCi 100 (EL0C)	74	03/01 →		☐; → 08/14	2	24.5229-0200.3	330572	L= 200
1.9 dCi 80 (EL0B)	60	03/01 →	←	→ 08/14	2	24.5111-0386.3	330503	L= 385
2.0 (EL0A)	88	03/01 →						
2.0 16V	86	08/06 →	→	☐; → 08/14	2	24.5111-0221.3	330818	L= 220
2.5 dCi	84	08/07 →						
2.0 dCi 115 (EL0H)	84	08/06 →		☐; 10/06 → 08/14	2	24.5229-0200.3	330572	L= 200
2.0 dCi 90 (EL0H)	66	08/06 →	←	10/06 → 08/14	2	24.5111-0386.3	330503	L= 385
2.5 dCi 145 (EL0J)	107	08/06 →	→	☐; 10/06 → 08/14	2	24.5111-0221.3	330818	L= 220
2.5 dCi 135 (EL0D)	99	03/01 →		☐; 05/03 → 08/14	2	24.5229-0200.3	330572	L= 200
			←	05/03 → 08/14	2	24.5111-0386.3	330503	L= 385
			→	☐; 05/03 → 08/14	2	24.5111-0221.3	330818	L= 220
<b>RENAULT - TRAFIC III Bus (JG_) 05/14 →</b>								
 <b>Bremssattel</b>								
1.6 dCi 115 (JGMD)	85	05/14 →	→	☐		24.3414-1707.5	240337	TRW - Halter
1.6 dCi 120 (JGMB)	88	05/14 →						
1.6 dCi 120 (JGMS)	89	01/19 →	→	☐		24.3414-1708.5	240338	TRW - Halter
1.6 dCi 125 (JGMH)	92	07/15 →						
1.6 dCi 140 (JGMA)	103	05/14 →						
1.6 dCi 145 (JGMG)	107	07/15 →						
1.6 dCi 90 (JGME)	66	05/14 →						
1.6 dCi 95 (JGMR, JGMJ)	70	07/15 →						
2.0 dCi 120 (JGMN)	88	06/19 →						
2.0 dCi 145 (JGML)	107	06/19 →						
2.0 dCi 170 (JGMM)	125	06/19 →						
 <b>Bremsschlauch</b>								
1.6 dCi 115 (JGMD)	85	05/14 →	←		2	24.5111-0386.3	330503	L= 385
1.6 dCi 120 (JGMB)	88	05/14 →						
1.6 dCi 125 (JGMH)	92	07/15 →	→	am Bremssattel	2	24.5111-0221.3	330818	L= 220
1.6 dCi 140 (JGMA)	103	05/14 →	→		2	24.5229-0200.3	330572	L= 200
1.6 dCi 145 (JGMG)	107	07/15 →						
1.6 dCi 90 (JGME)	66	05/14 →						
1.6 dCi 95 (JGMR, JGMJ)	70	07/15 →						
1.6 dCi 120 (JGMS)	89	01/19 →	←		2	24.5111-0386.3	330503	L= 385
2.0 dCi 120 (JGMN)	88	06/19 →						
2.0 dCi 145 (JGML)	107	06/19 →	→	am Bremssattel	2	24.5111-0221.3	330818	L= 220
2.0 dCi 170 (JGMM)	125	06/19 →	→	innen	2	24.5229-0200.3	330572	L= 200
<b>RENAULT - TRAFIC III Kasten (FG_) 05/14 →</b>								
 <b>Bremssattel</b>								
1.6 dCi 115 (FGMD)	85	05/14 →	→	☐		24.3414-1707.5	240337	TRW - Halter
1.6 dCi 120 (FGMB)	88	05/14 →						
1.6 dCi 120 (FGMK)	89	07/15 →	→	☐		24.3414-1708.5	240338	TRW - Halter
1.6 dCi 125 (FGMH)	92	07/15 →						
1.6 dCi 140 (FGMA)	103	05/14 →						
1.6 dCi 145 (FGMG)	107	07/15 →						

























	kw					! #			
<b>RENAULT - TRAFIC III Kasten (FG_) 05/14→</b>									
 <b>Bremssattel</b>									
1.6 dCi 90 (FGME)	66	05/14→	→	☐			24.3414-1707.5	240337	TRW - Halter
1.6 dCi 95 (FGMJ, FGMR)	70	07/15→	→	☐			24.3414-1708.5	240338	TRW - Halter
2.0 dCi 120 (FGMN)	88	06/19→							
2.0 dCi 145 (FGML)	107	06/19→							
2.0 dCi 170 (FGMM)	125	06/19→							
 <b>Bremsschlauch</b>									
1.6 dCi 115 (FGMD)	85	05/14→	←			2	24.5111-0386.3	330503	L= 385
1.6 dCi 120 (FGMB)	88	05/14→							
1.6 dCi 125 (FGMH)	92	07/15→	→		am Bremssattel	2	24.5111-0221.3	330818	L= 220
1.6 dCi 140 (FGMA)	103	05/14→	→			2	24.5229-0200.3	330572	L= 200
1.6 dCi 145 (FGMG)	107	07/15→							
1.6 dCi 90 (FGME)	66	05/14→							
1.6 dCi 95 (FGMJ, FGMR)	70	07/15→							
1.6 dCi 120 (FGMK)	89	07/15→	←			2	24.5111-0386.3	330503	L= 385
2.0 dCi 120 (FGMN)	88	06/19→							
2.0 dCi 145 (FGML)	107	06/19→	→		am Bremssattel	2	24.5111-0221.3	330818	L= 220
2.0 dCi 170 (FGMM)	125	06/19→	→		innen	2	24.5229-0200.3	330572	L= 200
<b>RENAULT - TRAFIC III Pritsche/Fahrgestell (EG_) 05/14→</b>									
 <b>Bremssattel</b>									
1.6 dCi 120 (EGMB)	88	06/14→	→	☐			24.3414-1707.5	240337	TRW - Halter
1.6 dCi 125 (EGMH)	92	07/15→	→	☐			24.3414-1708.5	240338	TRW - Halter
1.6 dCi 140 (EGMA)	103	06/14→							
1.6 dCi 145 (EGMG)	107	07/15→							
2.0 dCi 145 (EGML)	107	06/19→							
2.0 dCi 170 (EGMM)	125	06/19→							
 <b>Bremsschlauch</b>									
1.6 dCi 120 (EGMB)	88	06/14→	←			2	24.5111-0386.3	330503	L= 385
1.6 dCi 125 (EGMH)	92	07/15→							
1.6 dCi 140 (EGMA)	103	06/14→	→		am Bremssattel	2	24.5111-0221.3	330818	L= 220
1.6 dCi 145 (EGMG)	107	07/15→	→			2	24.5229-0200.3	330572	L= 200
2.0 dCi 145 (EGML)	107	06/19→	←			2	24.5111-0386.3	330503	L= 385
2.0 dCi 170 (EGMM)	125	06/19→	→		am Bremssattel	2	24.5111-0221.3	330818	L= 220
			→		innen	2	24.5229-0200.3	330572	L= 200
<b>RENAULT - TRAFIC Bus (TXW) 03/89→03/01</b>									
 <b>Bremsschlauch</b>									
1.9 D	44	06/97→03/01		☐		1	24.5111-0386.3	330503	L= 385
2.2	74	06/94→10/97	←	☐		2	24.5111-0317.3	330501	L= 315
2.5 D	55	05/89→03/01	←	☐		2	24.5111-0320.3	330487	L= 320
2.1 D	47	06/94→10/97		☐		1	24.5111-0386.3	330503	L= 385
			←	☐; Nutzlast [kg]: 1.400		2	24.5111-0317.3	330501	L= 315
			←	☐		2	24.5111-0317.3	330501	L= 315
			←	☐; Nutzlast [kg]: 1.000		2	24.5111-0317.3	330501	L= 315
			←	☐; 09/94→; Nutzlast [kg]: 1.400		2	24.5111-0317.3	330501	L= 315
			←	☐; Nutzlast [kg]: 1.400		2	24.5111-0320.3	330487	L= 320
			←	☐; 09/94→; Nutzlast [kg]: 1.400		2	24.5111-0320.3	330487	L= 320
			←	☐		2	24.5111-0320.3	330487	L= 320
			←	☐; Nutzlast [kg]: 1.000		2	24.5111-0320.3	330487	L= 320
2.5 D 4x4	55	08/89→03/01		☐; → 10/97		1	24.5111-0386.3	330503	L= 385
			←	☐		2	24.5111-0317.3	330501	L= 315
			←	☐		2	24.5111-0320.3	330487	L= 320
<b>RENAULT - TRAFIC Kasten (TXX) 03/89→10/02</b>									
 <b>Bremsschlauch</b>									
1.9 D	44	06/97→03/01		☐; → 10/97		1	24.5111-0386.3	330503	L= 385
			←	☐; → 10/97; 1-/2-Kreisbremssystem: 1			24.5111-0317.3	330501	L= 315
			←	☐; → 10/97; 1-/2-Kreisbremssystem: 1			24.5111-0320.3	330487	L= 320
2.1 D	47	06/94→10/97		☐		1	24.5111-0386.3	330503	L= 385
			←	☐; 09/94→; Nutzlast [kg]: 1.400		2	24.5111-0317.3	330501	L= 315
↓									

















	kw			 	! #		
<b>RENAULT - TRAFIC Kasten (TXX) 03/89→10/02</b>							
 <b>Bremsschlauch</b>							
2.1 D	47	06/94→10/97	  ; → 08/94; 1-/2-Kreisbremssystem: 1	2	24.5111-0317.3	330501	L= 315
			  ; Nutzlast [kg]: 1.000	2	24.5111-0317.3	330501	L= 315
			  ; Nutzlast [kg]: 1.400	2	24.5111-0317.3	330501	L= 315
			  ; 09/94→; 1-/2-Kreisbremssystem: 2	2	24.5111-0317.3	330501	L= 315
			  ; 1-/2-Kreisbremssystem: 2	2	24.5111-0317.3	330501	L= 315
			  ; Nutzlast [kg]: 1.000	2	24.5111-0320.3	330487	L= 320
			  ; 1-/2-Kreisbremssystem: 2	2	24.5111-0320.3	330487	L= 320
			  ; 09/94→; Nutzlast [kg]: 1.400	2	24.5111-0320.3	330487	L= 320
			  ; Nutzlast [kg]: 1.400	2	24.5111-0320.3	330487	L= 320
			  ; 09/94→; 1-/2-Kreisbremssystem: 2	2	24.5111-0320.3	330487	L= 320
  ; → 08/94; 1-/2-Kreisbremssystem: 1			24.5111-0320.3	330487	L= 320		
2.2	74	06/94→10/97		1	24.5111-0386.3	330503	L= 385
2.5 D	55	05/89→03/01	  ; 1-/2-Kreisbremssystem: 2	2	24.5111-0317.3	330501	L= 315
			  ; 1-/2-Kreisbremssystem: 2	2	24.5111-0320.3	330487	L= 320
<b>RENAULT - TRAFIC Pritsche/Fahrgestell (PXX) 03/89→03/01</b>							
 <b>Bremsschlauch</b>							
2.0 RWD	59	05/89→10/97	  ; Nutzlast [kg]: 1.400	2	24.5111-0317.3	330501	L= 315
			  ; Nutzlast [kg]: 1.400	2	24.5111-0320.3	330487	L= 320
2.1 D	47	09/94→04/98	  ; → 10/97; Nutzlast [kg]: 1.400	2	24.5111-0317.3	330501	L= 315
			  ; → 10/97; Nutzlast [kg]: 1.000	2	24.5111-0317.3	330501	L= 315
			  ; → 10/97; Nutzlast [kg]: 1.000	2	24.5111-0320.3	330487	L= 320
			  ; → 10/97; Nutzlast [kg]: 1.400	2	24.5111-0320.3	330487	L= 320
2.1 D RWD	47	06/94→10/97	  ; Nutzlast [kg]: 1.400	2	24.5111-0317.3	330501	L= 315
			  ; Nutzlast [kg]: 1.000	2	24.5111-0317.3	330501	L= 315
			  ; 09/94→; Nutzlast [kg]: 1.400	2	24.5111-0317.3	330501	L= 315
			  ; 09/94→; Nutzlast [kg]: 1.400	2	24.5111-0320.3	330487	L= 320
			  ; Nutzlast [kg]: 1.400	2	24.5111-0320.3	330487	L= 320
			  ; Nutzlast [kg]: 1.000	2	24.5111-0320.3	330487	L= 320
<b>RENAULT - TWINGO I (C06_) 03/93→10/12</b>							
 <b>Bremssattel</b>							
1.2 (C063, C064)	40	03/93→10/96	 		24.3451-1711.5	240251	BDX - Halter
			 		24.3451-1712.5	240252	BDX - Halter
1.2 (C066, C068) 1.2 (C067)	43 40	05/96→06/07 05/96→03/07	  ; → 09/98; Schaltgetriebe		24.3451-1711.5	240251	BDX - Halter
			  ; → 09/98; Schaltgetriebe		24.3451-1712.5	240252	BDX - Halter
			  ; 10/98→; Schaltgetriebe		24.3481-1611.5	240029	TRW - Halter
			  ; Automatikgetriebe		24.3481-1611.5	240029	TRW - Halter
			  ; 10/98→; Schaltgetriebe		24.3481-1612.5	240030	TRW - Halter
			  ; Automatikgetriebe		24.3481-1612.5	240030	TRW - Halter
			  ; → 11/03; V		24.3481-1615.5	240031	TRW - Halter
			  ; → 11/03; V		24.3481-1616.5	240032	TRW - Halter
1.2 16V (C060)	44	08/04→06/07	 		24.3481-1611.5	240029	TRW - Halter
			 		24.3481-1612.5	240030	TRW - Halter
1.2 16V (C06C, C06D, C06K)	55	01/01→06/07	  ; für Fahrzeuge mit verstärktem Fahrwerk		24.3481-1611.5	240029	TRW - Halter
			  ; für Fahrzeuge mit verstärktem Fahrwerk		24.3481-1612.5	240030	TRW - Halter
			  ; für Fahrzeuge ohne verstärktes Fahrwerk; V		24.3481-1615.5	240031	TRW - Halter
			  ; für Fahrzeuge ohne verstärktes Fahrwerk; V		24.3481-1616.5	240032	TRW - Halter
1.2 LPG	43	09/00→06/07	 		24.3481-1611.5	240029	TRW - Halter
			 		24.3481-1612.5	240030	TRW - Halter
↓							














	kw			 	! #		
<b>RENAULT - TWINGO I (C06_) 03/93→10/12</b>							
 <b>Bremssattel</b>							
1.2 LPG	43	09/00→06/07	←	☐; → 11/03; V		24.3481-1615.5 240031	TRW - Halter
			←	☐; → 11/03; V		24.3481-1616.5 240032	TRW - Halter
1.2 LPG	44	10/03→06/07	←	☐; 08/04→		24.3481-1611.5 240029	TRW - Halter
			←	☐; 08/04→		24.3481-1612.5 240030	TRW - Halter
<b>Zubehörsatz, Bremssattel</b>							
1.2 (C066, C068)	43	05/96→06/07	←	Automatikgetriebe		24.0101-4807.2 260053	TRW
1.2 (C067)	40	05/96→03/07	←	10/98→; Schaltgetriebe		24.0101-4807.2 260053	TRW
1.2 16V (C060)	44	08/04→06/07	←			24.0101-4807.2 260053	TRW
1.2 LPG	43	09/00→06/07	←			24.0101-4807.2 260053	TRW
1.2 16V (C06C, C06D, C06K)	55	01/01→06/07	←	für Fahrzeuge mit verstärktem Fahrwerk		24.0101-4807.2 260053	TRW
1.2 LPG	44	10/03→06/07	←	08/04→		24.0101-4807.2 260053	TRW
 <b>Bremsschlauch</b>							
1.2 (C063, C064)	40	03/93→10/96	←		2	24.5111-0241.3 330680	L= 242
			→	- ABS	2	24.5229-0185.3 330397	L= 185
			→	+ ABS	2	24.5229-0209.3 330670	L= 210
1.2 (C066, C068)	43	05/96→06/07	←		2	24.5111-0241.3 330680	L= 242
1.2 (C067)	40	05/96→03/07	→	05/98→; + ABS	2	24.5229-0185.3 330397	L= 185
			→	- ABS	2	24.5229-0185.3 330397	L= 185
			→	→ 04/98; + ABS	2	24.5229-0209.3 330670	L= 210
1.2 16V (C060)	44	08/04→06/07	←		2	24.5111-0241.3 330680	L= 242
			→	+ ABS	2	24.5229-0185.3 330397	L= 185
1.2 16V (C06C, C06D, C06K)	55	01/01→06/07	←		2	24.5111-0241.3 330680	L= 242
			→	+ ABS	2	24.5229-0185.3 330397	L= 185
			→	- ABS	2	24.5229-0209.3 330670	L= 210
1.2 LPG	43	09/00→06/07	←		2	24.5111-0241.3 330680	L= 242
			→	- ABS	2	24.5229-0185.3 330397	L= 185
			→	+ ABS	2	24.5229-0185.3 330397	L= 185
1.2 LPG	44	10/03→06/07	←	08/04→	2	24.5111-0241.3 330680	L= 242
			→	08/04→; + ABS	2	24.5229-0185.3 330397	L= 185
<b>RENAULT - TWINGO I Kasten/Schrägheck (S06_) 03/93→06/12</b>							
 <b>Bremssattel</b>							
1.2	55	01/01→06/12	←	☐; für Fahrzeuge mit verstärktem Fahrwerk		24.3481-1611.5 240029	TRW - Halter
			←	☐; für Fahrzeuge mit verstärktem Fahrwerk		24.3481-1612.5 240030	TRW - Halter
			←	☐; für Fahrzeuge ohne verstärktes Fahrwerk; V		24.3481-1615.5 240031	TRW - Halter
			←	☐; für Fahrzeuge ohne verstärktes Fahrwerk; V		24.3481-1616.5 240032	TRW - Halter
<b>Zubehörsatz, Bremssattel</b>							
1.2	55	01/01→06/12	←	für Fahrzeuge mit verstärktem Fahrwerk		24.0101-4807.2 260053	TRW
 <b>Bremsschlauch</b>							
1.2	55	01/01→06/12	←		2	24.5111-0241.3 330680	L= 242
			→	+ ABS	2	24.5229-0185.3 330397	L= 185
			→	- ABS	2	24.5229-0209.3 330670	L= 210
<b>RENAULT - TWINGO II (CN0_) 03/07→</b>							
 <b>Bremssattel</b>							
1.2 (CN0D)	43	03/07→	←	☐; → 07/14		24.3481-1611.5 240029	TRW - Halter
1.5 dCi (CN0E)	47	03/07→	←	☐; → 07/14		24.3481-1612.5 240030	TRW - Halter
			←	☐; → 07/14; V		24.3481-1615.5 240031	TRW - Halter
			←	☐; → 07/14; V		24.3481-1616.5 240032	TRW - Halter
↓							















	kw			 	! #			
<b>RENAULT - TWINGO II (CN0_) 03/07→</b>								
 <b>Bremssattel</b>								
1.2 16V	55	03/08→	←	☐; → 07/14; V		24.3481-1615.5	240031	TRW - Halter
1.2 16V (CN04, CN0A, CN0B)	55	03/07→	←	☐; → 07/14; V		24.3481-1616.5	240032	TRW - Halter
1.2 16V (CN0K, CN0V)	56	03/07→						
1.2 TCe 100 (CN0P)	75	02/11→						
1.2 Turbo (CN0C, CN0F)	74	03/07→						
1.5 dCi (CN0U)	62	04/08→						
1.5 dCi 75	55	10/10→						
1.5 dCi 90	63	10/10→						
1.6 RS (CN0N, CN0R, CN0S)	98	05/08→	←	☐; → 07/14		24.3571-9757.5	241115	ATE - Halter
			←	☐; → 07/14		24.3571-9758.5	241116	ATE - Halter
			→	☐; → 07/14		24.3347-1709.5	240846	TRW - Halter
			→	☐; → 07/14		24.3347-1710.5	240847	TRW - Halter
<b>Feder, Bremssattel</b>								
1.6 RS (CN0N, CN0R, CN0S)	98	05/08→	←	→ 07/14	2	11.8116-0301.1	390610	ATE
<b>Zubehörsatz, Bremssattel</b>								
1.6 RS (CN0N, CN0R, CN0S)	98	05/08→	→	→ 07/14		24.0101-3803.2	260101	TRW
 <b>Bremsschlauch</b>								
1.2 (CN0D)	43	03/07→	←	→ 07/14	2	24.5111-0321.3	330597	L= 320
1.2 16V	55	03/08→						
1.2 16V (CN04, CN0A, CN0B)	55	03/07→	→	→ 07/14	2	24.5239-0165.3	330606	L= 165
1.2 16V (CN0K, CN0V)	56	03/07→						
1.2 TCe 100 (CN0P)	75	02/11→						
1.2 Turbo (CN0C, CN0F)	74	03/07→						
1.5 dCi (CN0E)	47	03/07→						
1.5 dCi (CN0U)	62	04/08→						
1.5 dCi 75	55	10/10→						
1.5 dCi 90	63	10/10→						
1.6 RS (CN0N, CN0R, CN0S)	98	05/08→	←	→ 07/14	2	24.5111-0411.3	331394	L= 410
			→	→ 07/14	2	24.5239-0165.3	330606	L= 165
<b>RENAULT - TWINGO III (BCM_) 09/14→</b>								
<b>Feder, Bremssattel</b>								
0.9 TCe 110	80	11/16→	←		2	11.8116-0264.1	390594	ATE
0.9 TCe 90	66	09/14→						
0.9 TCe 90 LPG (BCMD)	66	08/18→						
0.9 TCe 95	68	03/19→						
1.0 SCe 65 (BCMJ)	48	03/19→						
1.0 SCe 70	52	09/14→						
1.0 SCe 70 (BCMB)	51	09/15→						
1.0 SCe 75	54	03/19→						
<b>RENAULT - VEL SATIS (BJ0_) 06/02→</b>								
 <b>Bremssattel</b>								
2.0 16 V Turbo	125	04/04→	←	☐; → 12/09		24.3601-9787.5	240505	ATE - Halter
2.0 16V Turbo (BJ0K)	120	06/02→						
2.0 dCi (BJ03, BJ0B)	127	01/06→	←	☐; → 12/09		24.3601-9788.5	240506	ATE - Halter
2.0 dCi (BJ03)	110	08/05→	→	☐; → 12/09		24.3387-7001.5	241005	ATE - Halter
2.2 dCi (BJ0E, BJ0F, BJ0G, BJ0H)	102	09/04→	→	☐; → 12/09		24.3387-7002.5	241006	ATE - Halter
2.2 dCi (BJ0E, BJ0F)	110	06/02→						
2.2 dCi (BJ0H)	85	04/04→						
2.2 dCi (BJ0M)	83	12/04→						
3.0 dCi (BJ0J, BJ0N)	130	06/02→						
3.0 dCi (BJ0S)	133	06/06→						
3.5 V6 (BJ0R, BJ0V, BJ0U)	177	06/02→						
<b>Halter, Bremssattel</b>								
2.0 16 V Turbo	125	04/04→	→	→ 12/09		11.8170-0872.1	260121	ATE
2.0 16V Turbo (BJ0K)	120	06/02→						
2.0 dCi (BJ03, BJ0B)	127	01/06→						
2.0 dCi (BJ03)	110	08/05→						
2.2 dCi (BJ0E, BJ0F, BJ0G, BJ0H)	102	09/04→						
2.2 dCi (BJ0E, BJ0F)	110	06/02→						
2.2 dCi (BJ0H)	85	04/04→						
2.2 dCi (BJ0M)	83	12/04→						
3.0 dCi (BJ0J, BJ0N)	130	06/02→						
3.0 dCi (BJ0S)	133	06/06→						
↓								

	kw					! #		
<b>RENAULT - VEL SATIS (BJ0_) 06/02→</b>								
<b>Halter, Bremssattel</b>								
3.5 V6 (BJ0R, BJ0V, BJ0U)	177	06/02→	➔	→ 12/09			11.8170-0872.1 260121	ATE
<b>Feder, Bremssattel</b>								
2.0 16 V Turbo	125	04/04→	←	→ 12/09	2	11.8116-0301.1 390610	ATE	
2.0 16V Turbo (BJ0K)	120	06/02→						
2.0 dCi (BJ03, BJ0B)	127	01/06→	➔	→ 12/09	2	11.8116-0340.1 390595	ATE	
2.0 dCi (BJ03)	110	08/05→						
2.2 dCi (BJ0E, BJ0F, BJ0G, BJ0H)	102	09/04→						
2.2 dCi (BJ0E, BJ0F)	110	06/02→						
2.2 dCi (BJ0H)	85	04/04→						
2.2 dCi (BJ0M)	83	12/04→						
3.0 dCi (BJ0J, BJ0N)	130	06/02→						
3.0 dCi (BJ0S)	133	06/06→						
3.5 V6 (BJ0R, BJ0V, BJ0U)	177	06/02→						
<b>Führungshülzensatz, Bremssattel</b>								
2.0 16 V Turbo	125	04/04→	←	→ 12/09		11.0101-5407.2 260011	ATE	
2.0 16V Turbo (BJ0K)	120	06/02→						
2.0 dCi (BJ03, BJ0B)	127	01/06→	➔	→ 12/09		11.0101-5407.2 260011	ATE	
2.0 dCi (BJ03)	110	08/05→						
2.2 dCi (BJ0E, BJ0F, BJ0G, BJ0H)	102	09/04→						
2.2 dCi (BJ0E, BJ0F)	110	06/02→						
2.2 dCi (BJ0H)	85	04/04→						
2.2 dCi (BJ0M)	83	12/04→						
3.0 dCi (BJ0J, BJ0N)	130	06/02→						
3.0 dCi (BJ0S)	133	06/06→						
3.5 V6 (BJ0R, BJ0V, BJ0U)	177	06/02→						
<b>Führungsbolzen, Bremssattel</b>								
2.0 16 V Turbo	125	04/04→		→ 12/09	2	11.8171-0008.1 990049	ATE	
2.0 16V Turbo (BJ0K)	120	06/02→						
2.0 dCi (BJ03, BJ0B)	127	01/06→						
2.0 dCi (BJ03)	110	08/05→						
2.2 dCi (BJ0E, BJ0F, BJ0G, BJ0H)	102	09/04→						
2.2 dCi (BJ0E, BJ0F)	110	06/02→						
2.2 dCi (BJ0H)	85	04/04→						
2.2 dCi (BJ0M)	83	12/04→						
3.0 dCi (BJ0J, BJ0N)	130	06/02→						
3.0 dCi (BJ0S)	133	06/06→						
3.5 V6 (BJ0R, BJ0V, BJ0U)	177	06/02→						
<b>Bremsschlauch</b>								
2.0 16 V Turbo	125	04/04→	➔	→ 12/09	2	24.5111-0317.3 330501	L= 315	
2.0 dCi (BJ03, BJ0B)	127	01/06→				24.5252-0390.3 330702	L= 390	
2.0 dCi (BJ03)	110	08/05→						
2.2 dCi (BJ0E, BJ0F, BJ0G, BJ0H)	102	09/04→						
2.2 dCi (BJ0H)	85	04/04→						
2.2 dCi (BJ0M)	83	12/04→						
3.0 dCi (BJ0S)	133	06/06→						
2.0 16V Turbo (BJ0K)	120	06/02→	➔	09/02→ 12/09	2	24.5111-0317.3 330501	L= 315	
2.2 dCi (BJ0E, BJ0F)	110	06/02→	➔	→ 08/02	2	24.5111-0335.3 330778	L= 335	
3.0 dCi (BJ0J, BJ0N)	130	06/02→						
3.5 V6 (BJ0R, BJ0V, BJ0U)	177	06/02→	➔	→ 12/09	2	24.5252-0390.3 330702	L= 390	
<b>RENAULT - WIND (E4M_) 07/10→</b>								
<b>Bremssattel</b>								
1.2 (E4MF)	74	07/10→	←	☐; → 09/13		24.3571-9757.5 241115	ATE - Halter	
1.2 TCe 100 (E4MA)	75	02/11→	←	☐; → 09/13		24.3571-9758.5 241116	ATE - Halter	
1.6 (E4MB, E4MC)	98	07/10→	➔	☐; → 09/13		24.3347-1709.5 240846	TRW - Halter	
			➔	☐; → 09/13		24.3347-1710.5 240847	TRW - Halter	
<b>Feder, Bremssattel</b>								
1.2 (E4MF)	74	07/10→	←	→ 09/13	2	11.8116-0301.1 390610	ATE	
1.2 TCe 100 (E4MA)	75	02/11→						
1.6 (E4MB, E4MC)	98	07/10→						
<b>Zubehörsatz, Bremssattel</b>								
1.2 (E4MF)	74	07/10→	➔	→ 09/13		24.0101-3803.2 260101	TRW	
1.2 TCe 100 (E4MA)	75	02/11→						
↓								










	kw			 	! #		
<b>RENAULT - WIND (E4M_) 07/10→</b>							
<b>Zubehörsatz, Bremssattel</b>							
1.6 (E4MB, E4MC)	98	07/10→	➔	→ 09/13		24.0101-3803.2 260101	TRW
<b>Bremsschlauch</b>							
1.2 (E4MF)	74	07/10→	←	→ 09/13	2	24.5111-0411.3 331394	L= 410
1.2 TCe 100 (E4MA)	75	02/11→					
1.6 (E4MB, E4MC)	98	07/10→	➔	→ 09/13	2	24.5239-0165.3 330606	L= 165
<b>RENAULT - ZOE (BFM_) 06/12→</b>							
<b>Bremssattel</b>							
ZOE	65	06/12→	←	☐		24.3541-1849.5 240707	TRW - Halter
			←	☐		24.3541-1850.5 240708	TRW - Halter
ZOE	68	09/16→	←	☐; → 08/19		24.3541-1849.5 240707	TRW - Halter
			←	☐; → 08/19		24.3541-1850.5 240708	TRW - Halter
			➔	☐		24.6234-1701.5 241211	TRW - Halter + eFSB
			➔	☐		24.6234-1702.5 241212	TRW - Halter + eFSB
ZOE	80	08/18→	←	☐; → 08/19		24.3541-1849.5 240707	TRW - Halter
			←	☐; → 08/19		24.3541-1850.5 240708	TRW - Halter
			➔	☐		24.6234-1701.5 241211	TRW - Halter + eFSB
			➔	☐		24.6234-1702.5 241212	TRW - Halter + eFSB
ZOE (BFMC, BFMD)	100	09/19→	➔	☐		24.6234-1701.5 241211	TRW - Halter + eFSB
			➔	☐		24.6234-1702.5 241212	TRW - Halter + eFSB
<b>ROVER - 45 Schrägheck (RT) 02/00→05/05</b>							
<b>Bremssattel</b>							
1.4	76	02/00→05/05	←	☐; V		24.3541-1813.5 240381	TRW - Halter
1.6	80	02/00→05/05					
1.8	86	02/00→05/05	←	☐; V		24.3541-1814.5 240382	TRW - Halter
2.0 iDT	74	02/00→05/05					
2.0 iDT	83	01/04→05/05					
2.0 V6	110	02/00→05/05					
<b>ROVER - 45 Stufenheck (RT) 02/00→05/05</b>							
<b>Bremssattel</b>							
1.4	76	02/00→05/05	←	☐; V		24.3541-1813.5 240381	TRW - Halter
1.6	80	02/00→05/05					
1.8	86	02/00→05/05	←	☐; V		24.3541-1814.5 240382	TRW - Halter
2.0 iDT	74	02/00→05/05					
2.0 iDT	83	01/04→05/05					
2.0 V6	110	02/00→05/05					
<b>ROVER - 75 (RJ) 02/99→10/05</b>							
<b>Bremssattel</b>							
1.8	88	02/99→05/05	←	☐		24.3571-9871.5 240693	ATE - Halter
1.8 Turbo	110	05/03→05/05					
2.0 CDT	85	02/99→05/05	←	☐		24.3571-9872.5 240694	ATE - Halter
2.0 CDTi	96	02/03→05/05	➔	☐		24.3361-9961.5 241000	ATE - Halter
2.0 V6	110	02/99→05/05					
2.5 V6	129	02/99→10/01					
2.5 V6	130	10/01→05/05					
<b>Führungshülzensatz, Bremssattel</b>							
1.8	88	02/99→05/05	←			11.0101-5407.2 260011	ATE
1.8 Turbo	110	05/03→05/05					
2.0 CDT	85	02/99→05/05					
2.0 CDTi	96	02/03→05/05					
2.0 V6	110	02/99→05/05					
2.5 V6	129	02/99→10/01					
2.5 V6	130	10/01→05/05					
<b>Führungsbolzen, Bremssattel</b>							
1.8	88	02/99→05/05			2	11.8171-0008.1 990049	ATE
1.8 Turbo	110	05/03→05/05					
2.0 CDT	85	02/99→05/05					
2.0 CDTi	96	02/03→05/05					
2.0 V6	110	02/99→05/05					
2.5 V6	129	02/99→10/01					
2.5 V6	130	10/01→05/05					








	kw			 	! #		
<b>ROVER - 75 Tourer (RJ) 08/01→06/06</b>							
 <b>Bremssattel</b>							
1.8	88	08/01→05/05	←	☐		24.3571-9871.5 240693	ATE - Halter
1.8 Turbo	110	05/03→05/05					
2.0 CDT	85	08/01→05/05	←	☐		24.3571-9872.5 240694	ATE - Halter
2.0 CDTi	96	02/03→05/05					
2.0 V6	110	08/01→05/05	→	☐		24.3361-9961.5 241000	ATE - Halter
2.5 V6	130	08/01→05/05					
<b>Führungshülzensatz, Bremssattel</b>							
1.8	88	08/01→05/05	←			11.0101-5407.2 260011	ATE
1.8 Turbo	110	05/03→05/05					
2.0 CDT	85	08/01→05/05					
2.0 CDTi	96	02/03→05/05					
2.0 V6	110	08/01→05/05					
2.5 V6	130	08/01→05/05					
<b>Führungsbolzen, Bremssattel</b>							
1.8	88	08/01→05/05			2	11.8171-0008.1 990049	ATE
1.8 Turbo	110	05/03→05/05					
2.0 CDT	85	08/01→05/05					
2.0 CDTi	96	02/03→05/05					
2.0 V6	110	08/01→05/05					
2.5 V6	130	08/01→05/05					
<b>ROVER - 200 Cabriolet (XW) 04/90→11/99</b>							
 <b>Bremssattel</b>							
214 1.4	66	01/92→11/99	←	☐; → 10/95; + ABS		24.3541-1813.5 240381	TRW - Halter
214 1.4i 16V	76	01/93→11/99					
216 1.6i	90	01/92→11/99	←	☐; → 10/95; + ABS		24.3541-1814.5 240382	TRW - Halter
<b>ROVER - 200 Coupe (XW) 10/92→06/99</b>							
 <b>Bremssattel</b>							
216	82	01/96→12/97	←	☐		24.3541-1813.5 240381	TRW - Halter
			←	☐		24.3541-1814.5 240382	TRW - Halter
			→	☐; + ABS		24.3304-1701.5 240113	TRW - Halter
			→	☐; + ABS		24.3304-1702.5 240114	TRW - Halter
216	90	10/92→06/99	←	☐; → 10/95; + ABS		24.3541-1813.5 240381	TRW - Halter
220 GSi	100	05/94→06/99	←	☐; → 10/95; + ABS		24.3541-1814.5 240382	TRW - Halter
220 Turbo	147	10/92→06/99	←	☐; 01/93→ 10/95; + ABS		24.3541-1813.5 240381	TRW - Halter
			←	☐; 01/93→ 10/95; + ABS		24.3541-1814.5 240382	TRW - Halter
<b>ROVER - 200 Schrägheck (RF) 11/95→11/00</b>							
 <b>Bremssattel</b>							
211	44	01/98→03/00	←	☐		24.3541-1813.5 240381	TRW - Halter
214 Si	76	11/95→03/00					
218 Si	88	08/99→03/00	←	☐		24.3541-1814.5 240382	TRW - Halter
			→	☐; + ABS		24.3304-1701.5 240113	TRW - Halter
			→	☐; + ABS		24.3304-1702.5 240114	TRW - Halter
214 i	55	11/95→03/00	←	☐; 01/96→		24.3541-1813.5 240381	TRW - Halter
220 D/SD	63	11/95→03/00	←	☐; 01/96→		24.3541-1814.5 240382	TRW - Halter
			→	☐; 01/96→; + ABS		24.3304-1701.5 240113	TRW - Halter
			→	☐; 01/96→; + ABS		24.3304-1702.5 240114	TRW - Halter
216 Si	82	11/95→06/99	←	☐		24.3541-1813.5 240381	TRW - Halter
			←	☐		24.3541-1814.5 240382	TRW - Halter
			→	☐; 01/96→; + ABS		24.3304-1701.5 240113	TRW - Halter
			→	☐; 01/96→; + ABS		24.3304-1702.5 240114	TRW - Halter
218 K Vi	107	11/95→03/00	←	☐; 01/96→		24.3541-1813.5 240381	TRW - Halter
			←	☐; 01/96→		24.3541-1814.5 240382	TRW - Halter
			→	☐; 01/97→; + ABS		24.3304-1701.5 240113	TRW - Halter
			→	☐; 01/97→; + ABS		24.3304-1702.5 240114	TRW - Halter
220 SDi	77	11/95→03/00	←	☐; 01/96→; + ABS		24.3541-1813.5 240381	TRW - Halter
			←	☐; 01/96→; + ABS		24.3541-1814.5 240382	TRW - Halter
			→	☐; 01/96→; + ABS		24.3304-1701.5 240113	TRW - Halter
			→	☐; 01/96→; + ABS		24.3304-1702.5 240114	TRW - Halter











	kW			 	! #			
<b>ROVER - 200 Schrägheck (XW) 10/89→12/95</b>								
 <b>Bremssattel</b>								
214	55	09/93→12/95	←	☐; + ABS		24.3541-1813.5	240381	TRW - Halter
214 GSi/Si	70	01/90→10/95						
214 GSi/Si	76	12/92→10/95	←	☐; + ABS		24.3541-1814.5	240382	TRW - Halter
214 Si/Gsi	66	10/89→10/95						
216 GSi	82	01/90→12/95						
216 GTi	90	01/90→10/95						
218 TD	65	09/91→10/95						
220 GTi	100	01/93→10/95						
220 GTi	103	09/91→10/95						
220 Turbo	147	01/93→12/95						
<b>ROVER - 400 (RT) 03/95→03/00</b>								
 <b>Bremssattel</b>								
414	55	03/96→12/99	←	☐; + ABS		24.3541-1813.5	240381	TRW - Halter
414 Si	76	05/95→03/00						
420 D	63	11/95→03/00	←	☐; + ABS		24.3541-1814.5	240382	TRW - Halter
420 Di	77	05/95→03/00						
420 Si Lux	100	12/95→03/00						
416 Si	82	05/95→03/00	←	☐; 06/95→; + ABS		24.3541-1813.5	240381	TRW - Halter
416 Si	83	03/95→06/99						
416 Si	85	05/95→03/00	←	☐; 06/95→; + ABS		24.3541-1814.5	240382	TRW - Halter
<b>ROVER - 400 (XW) 04/90→04/95</b>								
 <b>Bremssattel</b>								
414 GSi/Si	66	04/90→04/95	←	☐; + ABS		24.3541-1813.5	240381	TRW - Halter
414 GSi/Si Cat	76	10/92→04/95						
416 GSi	82	04/90→04/95	←	☐; + ABS		24.3541-1814.5	240382	TRW - Halter
416 GTi	90	04/90→04/95						
418 D	49	09/91→04/95						
418 TD	65	09/91→04/95						
420 GSi/SLi/GTi/Vite	100	01/93→04/95						
420 GTi/GSi/Vitesse	103	02/92→04/95						
420 Turbo	147	01/93→04/95						
<b>ROVER - 400 Schrägheck (RT) 05/95→03/00</b>								
 <b>Bremssattel</b>								
414	55	03/96→12/97	←	☐; + ABS		24.3541-1813.5	240381	TRW - Halter
414 Si	76	05/95→03/00						
416 Si	83	06/95→03/00	←	☐; + ABS		24.3541-1814.5	240382	TRW - Halter
416 Si	85	06/95→03/00						
420 D	63	11/95→03/00						
420 Di	77	05/95→03/00						
420 Si Lux	100	12/95→03/00						
416 Si	82	05/95→03/00	←	☐; 06/95→; + ABS		24.3541-1813.5	240381	TRW - Halter
			←	☐; 06/95→; + ABS		24.3541-1814.5	240382	TRW - Halter
<b>ROVER - 400 Tourer (XW) 09/93→11/98</b>								
 <b>Bremssattel</b>								
1.6 i	82	05/94→11/98	←	☐; → 04/95; + ABS		24.3541-1813.5	240381	TRW - Halter
1.6 i	90	05/94→11/98						
1.8 TD	65	09/93→11/98	←	☐; → 04/95; + ABS		24.3541-1814.5	240382	TRW - Halter
2.0 i	100	05/94→11/98						
<b>ROVER - 600 (RH) 08/93→10/00</b>								
 <b>Bremssattel</b>								
618 i/Si	85	03/96→02/99	←	☐; Felgenreöße [Zoll]: 14		24.3571-1777.5	240749	- Halter
620 i	85	08/93→06/96						
620 Sdi	77	05/94→06/99	←	☐; Felgenreöße [Zoll]: 14		24.3571-1778.5	240750	- Halter
620 Si	96	08/93→02/99	←	☐; Felgenreöße [Zoll]: 15		24.3571-1785.5	240764	- Halter
620 Ti Vitesse	147	05/94→08/98						
623 Si	116	08/93→06/99	←	☐; Felgenreöße [Zoll]: 15		24.3571-1786.5	240765	- Halter
<b>ROVER - COUPE 03/96→11/99</b>								
 <b>Bremssattel</b>								
1.8 16 V	107	03/96→11/99	←	☐		24.3541-1813.5	240381	TRW - Halter
			←	☐		24.3541-1814.5	240382	TRW - Halter
			→	☐; 01/97→; + ABS		24.3304-1701.5	240113	TRW - Halter
			→	☐; 01/97→; + ABS		24.3304-1702.5	240114	TRW - Halter































































	kw			 	! #		
<b>ROVER - STREETWISE Schrägheck 08/03→05/05</b>							
 <b>Bremssattel</b>							
1.4	62	08/03→05/05	←	☐; + ABS		24.3541-1813.5	240381 TRW - Halter
1.4	76	08/03→05/05	←	☐; + ABS		24.3541-1814.5	240382 TRW - Halter
1.8	86	08/03→05/05	←	☐; + ABS			
2.0 TD	74	08/03→05/05	←	☐; + ABS			
<b>SAAB - 9-3 (YS3D) 02/98→08/03</b>							
 <b>Bremssattel</b>							
2.0 i	96	02/98→09/02	←	☐; → 12/98		24.3571-1761.5	240461 ATE - Halter
2.0 SE Turbo	147	02/98→09/02	←	☐; → X2020000		24.3571-1761.5	240461 ATE - Halter
2.0 Turbo	113	10/98→09/02	←	☐; → X2020000			
2.0 Turbo	136	02/98→09/02	←	☐; → X7020000		24.3571-1761.5	240461 ATE - Halter
2.2 TiD	85	02/98→11/00	←	☐; → X7020000		24.3571-1762.5	240462 ATE - Halter
2.3 i	110	02/98→09/02	←	☐; → 12/98		24.3571-1762.5	240462 ATE - Halter
			←	☐; → X2020000		24.3571-1762.5	240462 ATE - Halter
			←	☐; 01/99→		24.3571-1783.5	240751 ATE - Halter
			←	☐; X2020001→		24.3571-1783.5	240751 ATE - Halter
			←	☐; X7020001→		24.3571-1783.5	240751 ATE - Halter
			←	☐; 01/99→		24.3571-1784.5	240752 ATE - Halter
			←	☐; X2020001→		24.3571-1784.5	240752 ATE - Halter
			←	☐; X7020001→		24.3571-1784.5	240752 ATE - Halter
			→	☐		24.4351-0025.5	230087 ATE
			→	☐		24.4351-0026.5	230088 ATE
2.0 Turbo	110	03/99→09/02	←	☐; X2020001→		24.3571-1783.5	240751 ATE - Halter
			←	☐; X7020001→		24.3571-1783.5	240751 ATE - Halter
			←	☐		24.3571-1783.5	240751 ATE - Halter
			←	☐; X2020001→		24.3571-1784.5	240752 ATE - Halter
			←	☐; X7020001→		24.3571-1784.5	240752 ATE - Halter
			←	☐		24.3571-1784.5	240752 ATE - Halter
			→	☐		24.4351-0025.5	230087 ATE
			→	☐		24.4351-0026.5	230088 ATE
2.0 Turbo	151	10/99→09/02	←	☐		24.3571-1783.5	240751 ATE - Halter
2.2 TiD	92	11/00→09/02	←	☐		24.3571-1784.5	240752 ATE - Halter
			→	☐		24.4351-0025.5	230087 ATE
			→	☐		24.4351-0026.5	230088 ATE
2.3	169	09/99→01/02	←	☐		24.3571-1783.5	240751 ATE - Halter
2.3 Turbo	165	10/98→09/02	←	☐		24.3571-1784.5	240752 ATE - Halter
<b>Feder, Bremssattel</b>							
2.0 i	96	02/98→09/02	←	→ X7020000	2	11.8116-0292.1	390521 ATE
2.0 SE Turbo	147	02/98→09/02	←	→ X2020000	2	11.8116-0292.1	390521 ATE
2.0 Turbo	113	10/98→09/02	←	→ X2020000	2	11.8116-0292.1	390521 ATE
2.0 Turbo	136	02/98→09/02	←	→ 12/98	2	11.8116-0292.1	390521 ATE
2.2 TiD	85	02/98→11/00	←	→ 12/98	2	11.8116-0292.1	390521 ATE
2.3 i	110	02/98→09/02	→	01/99→	2	11.8116-0292.1	390521 ATE
			→	X2020001→	2	11.8116-0292.1	390521 ATE
			→	X7020001→	2	11.8116-0292.1	390521 ATE
2.0 Turbo	110	03/99→09/02	→		2	11.8116-0292.1	390521 ATE
			→	X7020001→	2	11.8116-0292.1	390521 ATE
			→	X2020001→	2	11.8116-0292.1	390521 ATE
2.0 Turbo	151	10/99→09/02	→		2	11.8116-0292.1	390521 ATE
2.2 TiD	92	11/00→09/02	→		2	11.8116-0292.1	390521 ATE
2.3	169	09/99→01/02	→		2	11.8116-0292.1	390521 ATE
2.3 Turbo	165	10/98→09/02	→		2	11.8116-0292.1	390521 ATE
<b>Führungshülzensatz, Bremssattel</b>							
2.0 i	96	02/98→09/02	←	→ X2020000		11.0101-5407.2	260011 ATE
2.0 SE Turbo	147	02/98→09/02	←	→ 12/98		11.0101-5407.2	260011 ATE
2.0 Turbo	113	10/98→09/02	←	→ 12/98		11.0101-5407.2	260011 ATE
2.0 Turbo	136	02/98→09/02	←	01/99→		11.0101-5407.2	260011 ATE
2.2 TiD	85	02/98→11/00	←	01/99→		11.0101-5407.2	260011 ATE
2.3 i	110	02/98→09/02	←	X7020001→		11.0101-5407.2	260011 ATE
			←	→ X7020000		11.0101-5407.2	260011 ATE
↓							

	kW			 	! #		
<b>SAAB - 9-3 (YS3D) 02/98→08/03</b>							
<b>Führungshülzensatz, Bremssattel</b>							
2.0 i	96	02/98→09/02	←	X2020001→		11.0101-5407.2 260011	ATE
2.0 SE Turbo	147	02/98→09/02					
2.0 Turbo	113	10/98→09/02					
2.0 Turbo	136	02/98→09/02					
2.2 TiD	85	02/98→11/00					
2.3 i	110	02/98→09/02					
2.0 Turbo	110	03/99→09/02	←			11.0101-5407.2 260011	ATE
			←	X2020001→		11.0101-5407.2 260011	ATE
			←	X7020001→		11.0101-5407.2 260011	ATE
2.0 Turbo	151	10/99→09/02	←			11.0101-5407.2 260011	ATE
2.2 TiD	92	11/00→09/02					
2.3	169	09/99→01/02					
2.3 Turbo	165	10/98→09/02					
<b>Führungsbolzen, Bremssattel</b>							
2.0 i	96	02/98→09/02		X2020001→	2	11.8171-0008.1 990049	ATE
2.0 SE Turbo	147	02/98→09/02		→ X2020000	2	11.8171-0008.1 990049	ATE
2.0 Turbo	113	10/98→09/02					
2.0 Turbo	136	02/98→09/02		→ 12/98	2	11.8171-0008.1 990049	ATE
2.2 TiD	85	02/98→11/00		01/99→	2	11.8171-0008.1 990049	ATE
2.3 i	110	02/98→09/02		X7020001→	2	11.8171-0008.1 990049	ATE
				→ X7020000	2	11.8171-0008.1 990049	ATE
2.0 Turbo	110	03/99→09/02		X2020001→	2	11.8171-0008.1 990049	ATE
				X7020001→	2	11.8171-0008.1 990049	ATE
					2	11.8171-0008.1 990049	ATE
2.0 Turbo	151	10/99→09/02			2	11.8171-0008.1 990049	ATE
2.2 TiD	92	11/00→09/02					
2.3	169	09/99→01/02					
2.3 Turbo	165	10/98→09/02					
<b>Dichtungssatz, Bremssattel</b>							
2.0 i	96	02/98→09/02	←	01/99→		11.0441-5704.2 250034	ATE
2.0 SE Turbo	147	02/98→09/02	←	X2020001→		11.0441-5704.2 250034	ATE
2.0 Turbo	113	10/98→09/02	←	X7020001→		11.0441-5704.2 250034	ATE
2.0 Turbo	136	02/98→09/02	←			11.0441-5704.2 250034	ATE
2.2 TiD	85	02/98→11/00	←			13.0441-3506.2 250052	ATE
2.3 i	110	02/98→09/02	→			13.0441-3506.2 250052	ATE
2.0 Turbo	110	03/99→09/02	←			11.0441-5704.2 250034	ATE
			←	X2020001→		11.0441-5704.2 250034	ATE
			←	X7020001→		11.0441-5704.2 250034	ATE
			→			13.0441-3506.2 250052	ATE
2.0 Turbo	151	10/99→09/02	←			11.0441-5704.2 250034	ATE
2.2 TiD	92	11/00→09/02	→			13.0441-3506.2 250052	ATE
2.3	169	09/99→01/02	←			11.0441-5704.2 250034	ATE
2.3 Turbo	165	10/98→09/02	←			11.0441-5704.2 250034	ATE
<b>Bremsschlauch</b>							
2.0 i	96	02/98→09/02	←		2	24.5298-0322.3 331314	L= 322
2.0 SE Turbo	147	02/98→09/02	←				
2.0 Turbo	110	03/99→09/02	→	☐		24.5117-0195.3 330565	L= 198
2.0 Turbo	113	10/98→09/02	→	☐		24.5117-0205.3 330669	L= 205
2.0 Turbo	136	02/98→09/02	→				
2.0 Turbo	151	10/99→09/02	→				
2.2 TiD	85	02/98→11/00	→				
2.2 TiD	92	11/00→09/02	→				
2.3	169	09/99→01/02	→				
2.3 i	110	02/98→09/02	→				
2.3 Turbo	165	10/98→09/02	→				
<b>SAAB - 9-3 (YS3F, E79, D79, D75) 09/02→02/15</b>							
<b>Bremssattel</b>							
1,8t	110	09/02→02/15	←	☐; → 06/12; Felgenreöße [Zoll]: 16		11.9606-9972.2 220590	ATE - Halter
2.2 TiD	92	09/02→02/15	←	☐; 01/06→ 06/12; Felgenreöße [Zoll]: 16		11.9606-9972.2 220590	ATE - Halter
			←	☐; 51046734→; → 12/05; Felgenreöße [Zoll]: 16		24.3571-9779.5 241098	ATE - Halter
			←	☐; 51046734→; → 12/05; Felgenreöße [Zoll]: 16		24.3571-9780.5 241099	ATE - Halter
			←	☐; → 06/12; Felgenreöße [Zoll]: 15; nur paarweise austauschen		24.3571-9781.5 240984	ATE - Halter
			←	☐; → 06/12; Felgenreöße [Zoll]: 15; nur paarweise austauschen		24.3571-9782.5 240985	ATE - Halter
↓							










	kw			 	! #		
<b>SAAB - 9-3 (YS3F, E79, D79, D75) 09/02→02/15</b>							
 <b>Bremssattel</b>							
1,8t 2.2 TiD	110 92	09/02→02/15 09/02→02/15	←	☐; → 06/12; Felgenreöße [Zoll]: 17	24.3576-9945.5	241040	ATE - Halter
			←	☐; → 06/12; Felgenreöße [Zoll]: 17	24.3576-9946.5	241041	ATE - Halter
			→	☐; 51049407→; → 06/12; Felgenreöße [Zoll]: 16	11.9387-7006.2	220570	ATE - Halter
			→	☐; → 06/12; Felgenreöße [Zoll]: 15; für Bremsscheibendurchmesser [mm]: 278	24.3387-7003.5	241101	ATE - Halter
			→	☐; → 06/12; Felgenreöße [Zoll]: 15; für Bremsscheibendurchmesser [mm]: 278	24.3387-7004.5	241102	ATE - Halter
			→	☐; 51049407→; → 06/12; Felgenreöße [Zoll]: 16	24.3387-7005.5	241086	ATE - Halter
			→	☐; → 51049406; Felgenreöße [Zoll]: 16	24.3407-7003.5	241105	ATE - Halter
			→	☐; → 51049406; Felgenreöße [Zoll]: 16	24.3407-7004.5	241106	ATE - Halter
1,8t BioPower 2.0 t 2.0 t 2.0 t 2.0 t BioPower 2.0 t Bio Power 2.0 Turbo Performance	110 120 162 177 147 162 185	01/07→02/15 01/07→02/15 01/11→02/15 05/09→02/15 05/09→02/15 01/11→02/15 04/04→02/15	←	☐; → 06/12; Felgenreöße [Zoll]: 16	11.9606-9972.2	220590	ATE - Halter
			←	☐; → 06/12; Felgenreöße [Zoll]: 15; nur paarweise austauschen	24.3571-9781.5	240984	ATE - Halter
			←	☐; → 06/12; Felgenreöße [Zoll]: 15; nur paarweise austauschen	24.3571-9782.5	240985	ATE - Halter
			←	☐; → 06/12; Felgenreöße [Zoll]: 17	24.3576-9945.5	241040	ATE - Halter
			←	☐; → 06/12; Felgenreöße [Zoll]: 17	24.3576-9946.5	241041	ATE - Halter
			→	☐; 51049407→; → 06/12; Felgenreöße [Zoll]: 16	11.9387-7006.2	220570	ATE - Halter
			→	☐; → 06/12; Felgenreöße [Zoll]: 15; für Bremsscheibendurchmesser [mm]: 278	24.3387-7003.5	241101	ATE - Halter
			→	☐; → 06/12; Felgenreöße [Zoll]: 15; für Bremsscheibendurchmesser [mm]: 278	24.3387-7004.5	241102	ATE - Halter
			→	☐; 51049407→; → 06/12; Felgenreöße [Zoll]: 16	24.3387-7005.5	241086	ATE - Halter
			→	☐; → 51049406; Felgenreöße [Zoll]: 16	24.3407-7003.5	241105	ATE - Halter
			→	☐; → 51049406; Felgenreöße [Zoll]: 16	24.3407-7004.5	241106	ATE - Halter
			1,8t BioPower	129	05/09→02/15	←	☐; → 06/12; Felgenreöße [Zoll]: 16
←	☐; → 06/12; Felgenreöße [Zoll]: 15; nur paarweise austauschen	24.3571-9781.5				240984	ATE - Halter
←	☐; → 06/12; Felgenreöße [Zoll]: 15; nur paarweise austauschen	24.3571-9782.5				240985	ATE - Halter
←	☐; → 06/12; Felgenreöße [Zoll]: 17	24.3576-9945.5				241040	ATE - Halter
←	☐; → 06/12; Felgenreöße [Zoll]: 17	24.3576-9946.5				241041	ATE - Halter
1.8 i	90	01/04→02/15	←	☐; 03/04→ 06/12; Felgenreöße [Zoll]: 16	11.9606-9972.2	220590	ATE - Halter
			←	☐; 01/06→ 06/12; Felgenreöße [Zoll]: 16	11.9606-9972.2	220590	ATE - Halter
			←	☐; 51046734→; → 12/05; Felgenreöße [Zoll]: 16	24.3571-9779.5	241098	ATE - Halter
			←	☐; 51046734→; → 12/05; Felgenreöße [Zoll]: 16	24.3571-9780.5	241099	ATE - Halter
			←	☐; 03/04→ 06/12; Felgenreöße [Zoll]: 15; nur paarweise austauschen	24.3571-9781.5	240984	ATE - Halter
			←	☐; 03/04→ 06/12; Felgenreöße [Zoll]: 15; nur paarweise austauschen	24.3571-9782.5	240985	ATE - Halter
			←	☐; 03/04→ 06/12; Felgenreöße [Zoll]: 17	24.3576-9945.5	241040	ATE - Halter
			←	☐; 03/04→ 06/12; Felgenreöße [Zoll]: 17	24.3576-9946.5	241041	ATE - Halter
			→	☐; 03/04→ 06/12; Felgenreöße [Zoll]: 15; für Bremsscheibendurchmesser [mm]: 278	24.3387-7003.5	241101	ATE - Halter
			→	☐; 03/04→ 06/12; Felgenreöße [Zoll]: 15; für Bremsscheibendurchmesser [mm]: 278	24.3387-7004.5	241102	ATE - Halter
			1.9 TiD 1.9 TiD	88 110	09/04→02/15 09/04→02/15	←	☐; → 06/12; Felgenreöße [Zoll]: 16
←	☐; 01/06→ 06/12; Felgenreöße [Zoll]: 16	11.9606-9972.2				220590	ATE - Halter
←	☐; 51046734→; → 12/05; Felgenreöße [Zoll]: 16	24.3571-9779.5				241098	ATE - Halter
↓							








	kw			 	! #			
<b>SAAB - 9-3 (YS3F, E79, D79, D75) 09/02→02/15</b>								
 <b>Bremssattel</b>								
1.9 TiD 1.9 TiD	88 110	09/04→02/15 09/04→02/15	←	☐; 51046734→; → 12/05; Felgenreöße [Zoll]: 16		24.3571-9780.5	241099	ATE - Halter
			←	☐; → 06/12; Felgenreöße [Zoll]: 15; nur paarweise austauschen		24.3571-9781.5	240984	ATE - Halter
			←	☐; → 06/12; Felgenreöße [Zoll]: 15; nur paarweise austauschen		24.3571-9782.5	240985	ATE - Halter
			←	☐; → 06/12; Felgenreöße [Zoll]: 17		24.3576-9945.5	241040	ATE - Halter
			←	☐; → 06/12; Felgenreöße [Zoll]: 17		24.3576-9946.5	241041	ATE - Halter
			→	☐; → 06/12; Felgenreöße [Zoll]: 15; für Bremsscheibendurchmesser [mm]: 278		24.3387-7003.5	241101	ATE - Halter
			→	☐; → 06/12; Felgenreöße [Zoll]: 15; für Bremsscheibendurchmesser [mm]: 278		24.3387-7004.5	241102	ATE - Halter
1.9 TTiD 1.9 TTiD 1.9 TTiD	96 118 132	12/07→02/15 12/07→02/15 12/07→02/15	←	☐; → 06/12; Felgenreöße [Zoll]: 16		11.9606-9972.2	220590	ATE - Halter
			←	☐; → 06/12; Felgenreöße [Zoll]: 15; nur paarweise austauschen		24.3571-9781.5	240984	ATE - Halter
			←	☐; → 06/12; Felgenreöße [Zoll]: 15; nur paarweise austauschen		24.3571-9782.5	240985	ATE - Halter
			←	☐; → 06/12; Felgenreöße [Zoll]: 17		24.3576-9945.5	241040	ATE - Halter
			←	☐; → 06/12; Felgenreöße [Zoll]: 17		24.3576-9946.5	241041	ATE - Halter
			→	☐; → 06/12; Felgenreöße [Zoll]: 15; für Bremsscheibendurchmesser [mm]: 278		24.3387-7003.5	241101	ATE - Halter
			→	☐; → 06/12; Felgenreöße [Zoll]: 15; für Bremsscheibendurchmesser [mm]: 278		24.3387-7004.5	241102	ATE - Halter
2.0 t 2.0 t BioPower	129 154	09/02→02/15 09/02→02/15	←	☐; 01/06→ 06/12; Felgenreöße [Zoll]: 16		11.9606-9972.2	220590	ATE - Halter
			←	☐; → 06/12; Felgenreöße [Zoll]: 16		11.9606-9972.2	220590	ATE - Halter
			←	☐; 51046734→; → 12/05; Felgenreöße [Zoll]: 16		24.3571-9779.5	241098	ATE - Halter
			←	☐; 51046734→; → 12/05; Felgenreöße [Zoll]: 16		24.3571-9780.5	241099	ATE - Halter
			←	☐; → 06/12; Felgenreöße [Zoll]: 15; nur paarweise austauschen		24.3571-9781.5	240984	ATE - Halter
			←	☐; → 06/12; Felgenreöße [Zoll]: 15; nur paarweise austauschen		24.3571-9782.5	240985	ATE - Halter
			←	☐; → 06/12; Felgenreöße [Zoll]: 17		24.3576-9945.5	241040	ATE - Halter
			←	☐; → 06/12; Felgenreöße [Zoll]: 17		24.3576-9946.5	241041	ATE - Halter
			→	☐; 51049407→; → 06/12; Felgenreöße [Zoll]: 16		11.9387-7006.2	220570	ATE - Halter
			→	☐; → 06/12; Felgenreöße [Zoll]: 15; für Bremsscheibendurchmesser [mm]: 278		24.3387-7003.5	241101	ATE - Halter
			→	☐; → 06/12; Felgenreöße [Zoll]: 15; für Bremsscheibendurchmesser [mm]: 278		24.3387-7004.5	241102	ATE - Halter
			→	☐; 51049407→; → 06/12; Felgenreöße [Zoll]: 16		24.3387-7005.5	241086	ATE - Halter
			→	☐; 09/03→; → 51049406; Felgenreöße [Zoll]: 16		24.3407-7003.5	241105	ATE - Halter
			→	☐; → 51049406; Felgenreöße [Zoll]: 16		24.3407-7003.5	241105	ATE - Halter
			→	☐; 09/03→; → 51049406; Felgenreöße [Zoll]: 16		24.3407-7004.5	241106	ATE - Halter
→	☐; → 51049406; Felgenreöße [Zoll]: 16		24.3407-7004.5	241106	ATE - Halter			
2.0 t	154	09/02→02/15	←	☐; → 41039807; Felgenreöße [Zoll]: 16		11.9606-9972.2	220590	ATE - Halter
			←	☐; 01/06→ 06/12; Felgenreöße [Zoll]: 16		11.9606-9972.2	220590	ATE - Halter
			←	☐; 51046734→; → 12/05; Felgenreöße [Zoll]: 16		24.3571-9779.5	241098	ATE - Halter
			←	☐; 51046734→; → 12/05; Felgenreöße [Zoll]: 16		24.3571-9780.5	241099	ATE - Halter
			→	☐; 51049407→; → 06/12; Felgenreöße [Zoll]: 16		11.9387-7006.2	220570	ATE - Halter
			→	☐; → 06/12; Felgenreöße [Zoll]: 15; für Bremsscheibendurchmesser [mm]: 278		24.3387-7003.5	241101	ATE - Halter
→	☐; → 06/12; Felgenreöße [Zoll]: 15; für Bremsscheibendurchmesser [mm]: 278		24.3387-7004.5	241102	ATE - Halter			

	kw			 	! #		
<b>SAAB - 9-3 (YS3F, E79, D79, D75) 09/02→02/15</b>							
 <b>Bremssattel</b>							
2.0 t	154	09/02→02/15	→	 ; 51049407→; → 06/12; Felgenreöße [Zoll]: 16	24.3387-7005.5	241086	ATE - Halter
			→	 ; → 51049406; Felgenreöße [Zoll]: 16	24.3407-7003.5	241105	ATE - Halter
			→	 ; → 51049406; Felgenreöße [Zoll]: 16	24.3407-7004.5	241106	ATE - Halter
2.0 t BioPower 2.0 t Bio Power	129 120	01/07→02/15 01/07→02/15	←	 ; → 06/12; Felgenreöße [Zoll]: 16	11.9606-9972.2	220590	ATE - Halter
			←	 ; → 06/12; Felgenreöße [Zoll]: 17	24.3576-9945.5	241040	ATE - Halter
			←	 ; → 06/12; Felgenreöße [Zoll]: 17	24.3576-9946.5	241041	ATE - Halter
			→	 ; 51049407→; → 06/12; Felgenreöße [Zoll]: 16	11.9387-7006.2	220570	ATE - Halter
			→	 ; → 06/12; Felgenreöße [Zoll]: 15; für Bremsscheibendurchmesser [mm]: 278	24.3387-7003.5	241101	ATE - Halter
			→	 ; → 06/12; Felgenreöße [Zoll]: 15; für Bremsscheibendurchmesser [mm]: 278	24.3387-7004.5	241102	ATE - Halter
			→	 ; 51049407→; → 06/12; Felgenreöße [Zoll]: 16	24.3387-7005.5	241086	ATE - Halter
			→	 ; → 51049406; Felgenreöße [Zoll]: 16	24.3407-7003.5	241105	ATE - Halter
			→	 ; → 51049406; Felgenreöße [Zoll]: 16	24.3407-7004.5	241106	ATE - Halter
2.0 t BioPower XWD 2.0 t BioPower XWD 2.0 t BioPower XWD 2.0 t XWD 2.0 t XWD 2.0 t XWD	120 154 162 120 162 177	01/08→02/15 01/08→02/15 01/08→02/15 01/07→02/15 01/08→02/15 05/09→02/15	←	 ; → 06/12; Felgenreöße [Zoll]: 16	11.9606-9972.2	220590	ATE - Halter
			←	 ; → 06/12; Felgenreöße [Zoll]: 17	24.3576-9945.5	241040	ATE - Halter
			←	 ; → 06/12; Felgenreöße [Zoll]: 17	24.3576-9946.5	241041	ATE - Halter
			→	 ; 51049407→; → 06/12; Felgenreöße [Zoll]: 16	11.9387-7006.2	220570	ATE - Halter
			→	 ; 51049407→; → 06/12; Felgenreöße [Zoll]: 16	24.3387-7005.5	241086	ATE - Halter
			→	 ; → 51049406; Felgenreöße [Zoll]: 16	24.3407-7003.5	241105	ATE - Halter
			→	 ; → 51049406; Felgenreöße [Zoll]: 16	24.3407-7004.5	241106	ATE - Halter
2.0 Turbo XWD	154	01/08→02/15	←	 ; → 41039807; Felgenreöße [Zoll]: 16	11.9606-9972.2	220590	ATE - Halter
			←	 ; → 06/12; Felgenreöße [Zoll]: 16	11.9606-9972.2	220590	ATE - Halter
			←	 ; → 06/12; Felgenreöße [Zoll]: 17	24.3576-9945.5	241040	ATE - Halter
			←	 ; → 06/12; Felgenreöße [Zoll]: 17	24.3576-9946.5	241041	ATE - Halter
			→	 ; 51049407→; → 06/12; Felgenreöße [Zoll]: 16	11.9387-7006.2	220570	ATE - Halter
			→	 ; → 06/12; Felgenreöße [Zoll]: 15; für Bremsscheibendurchmesser [mm]: 278	24.3387-7003.5	241101	ATE - Halter
			→	 ; → 06/12; Felgenreöße [Zoll]: 15; für Bremsscheibendurchmesser [mm]: 278	24.3387-7004.5	241102	ATE - Halter
			→	 ; 51049407→; → 06/12; Felgenreöße [Zoll]: 16	24.3387-7005.5	241086	ATE - Halter
			→	 ; → 51049406; Felgenreöße [Zoll]: 16	24.3407-7003.5	241105	ATE - Halter
2.8 Turbo V6 2.8 Turbo V6	169 188	03/05→02/15 12/07→02/15	←	 ; 04/08→ 06/12; Felgenreöße [Zoll]: 16	11.9606-9972.2	220590	ATE - Halter
			←	 ; 04/08→ 06/12; Felgenreöße [Zoll]: 17	24.3576-9945.5	241040	ATE - Halter
			←	 ; 04/08→ 06/12; Felgenreöße [Zoll]: 17	24.3576-9946.5	241041	ATE - Halter
			→	 ; 04/08→ 06/12; Felgenreöße [Zoll]: 16	11.9387-7006.2	220570	ATE - Halter
			→	 ; 04/08→ 06/12; Felgenreöße [Zoll]: 16	24.3387-7005.5	241086	ATE - Halter
2.8 Turbo V6	184	03/05→02/15	←	 ; 01/06→ 06/12; Felgenreöße [Zoll]: 16	11.9606-9972.2	220590	ATE - Halter
			←	 ; → 12/05; Felgenreöße [Zoll]: 16	24.3571-9779.5	241098	ATE - Halter
			←	 ; → 12/05; Felgenreöße [Zoll]: 16	24.3571-9780.5	241099	ATE - Halter
			←	 ; → 06/12; Felgenreöße [Zoll]: 17	24.3576-9945.5	241040	ATE - Halter
			←	 ; → 06/12; Felgenreöße [Zoll]: 17	24.3576-9946.5	241041	ATE - Halter
			→	 ; → 06/12; Felgenreöße [Zoll]: 16	11.9387-7006.2	220570	ATE - Halter
			→	 ; → 06/12; Felgenreöße [Zoll]: 16	24.3387-7005.5	241086	ATE - Halter
2.8 Turbo V6 2.8 Turbo V6	203 206	04/08→02/15 05/08→02/15	←	 ; → 06/12; Felgenreöße [Zoll]: 16	11.9606-9972.2	220590	ATE - Halter
			←	 ; → 06/12; Felgenreöße [Zoll]: 17	24.3576-9945.5	241040	ATE - Halter
			←	 ; → 06/12; Felgenreöße [Zoll]: 17	24.3576-9946.5	241041	ATE - Halter
			→	 ; → 06/12; Felgenreöße [Zoll]: 16	11.9387-7006.2	220570	ATE - Halter



















	kw			 	! #			
<b>SAAB - 9-3 (YS3F, E79, D79, D75) 09/02→02/15</b>								
<b>Bremssattel</b>								
2.8 Turbo V6	203	04/08→02/15	➔	☐; → 06/12; Felgenreöße [Zoll]: 16		24.3387-7005.5	241086	ATE - Halter
2.8 Turbo V6	206	05/08→02/15						
2.8 Turbo V6 XWD	206	05/08→12/11	➔	☐; Felgenreöße [Zoll]: 16		11.9606-9972.2	220590	ATE - Halter
			➔	☐; Felgenreöße [Zoll]: 17		24.3576-9945.5	241040	ATE - Halter
			➔	☐; Felgenreöße [Zoll]: 17		24.3576-9946.5	241041	ATE - Halter
			➔	☐; Felgenreöße [Zoll]: 16		11.9387-7006.2	220570	ATE - Halter
			➔	☐; Felgenreöße [Zoll]: 16		24.3387-7005.5	241086	ATE - Halter
<b>Bremssattelachssatz</b>								
2.0 t	154	09/02→02/15	➔	41022028→ 51046733;	2	11.0530-0004.2	220933	ATE - Halter
2.0 Turbo XWD	154	01/08→02/15		Felgenreöße [Zoll]: 16				
			➔	41039808→ 51046733;	2	11.0530-0004.2	220933	ATE - Halter
				Felgenreöße [Zoll]: 16				
2.0 t	177	05/09→02/15	➔	→ 51046733; Felgenreöße [Zoll]: 16	2	11.0530-0004.2	220933	ATE - Halter
2.0 t BioPower	147	05/09→02/15						
2.0 Turbo Performance	185	04/04→02/15						
<b>Halter, Bremssattel</b>								
1,8t	110	09/02→02/15	➔	→ 06/12; Felgenreöße [Zoll]: 15; für Bremsscheibendurchmesser [mm]: 278		11.8170-0633.1	260117	ATE
1,8t BioPower	110	01/07→02/15						
1.9 TiD	88	09/04→02/15						
1.9 TiD	110	09/04→02/15						
1.9 TTiD	96	12/07→02/15						
1.9 TTiD	118	12/07→02/15						
1.9 TTiD	132	12/07→02/15						
2.0 t	120	01/07→02/15						
2.0 t	129	09/02→02/15						
2.0 t	154	09/02→02/15						
2.0 t	162	01/11→02/15						
2.0 t	177	05/09→02/15						
2.0 t BioPower	129	01/07→02/15						
2.0 t BioPower	147	05/09→02/15						
2.0 t BioPower	154	09/02→02/15						
2.0 t Bio Power	120	01/07→02/15						
2.0 t Bio Power	162	01/11→02/15						
2.0 Turbo Performance	185	04/04→02/15						
2.0 Turbo XWD	154	01/08→02/15						
2.2 TiD	92	09/02→02/15						
1.8 i	90	01/04→02/15	➔	03/04→ 06/12; Felgenreöße [Zoll]: 15; für Bremsscheibendurchmesser [mm]: 278		11.8170-0633.1	260117	ATE
<b>Feder, Bremssattel</b>								
1,8t	110	09/02→02/15	➔	→ 06/12	2	11.8116-0345.2	390596	ATE
2.2 TiD	92	09/02→02/15				11.8116-0410.2	390589	ATE
			➔	01/06→ 06/12	2	11.8116-0345.2	390596	ATE
			➔	51046734→; → 12/05	2	11.8116-0356.1	390586	ATE
			➔	→ 06/12; Felgenreöße [Zoll]: 15; GG	2	11.8116-0356.1	390586	ATE
			➔	51049407→; → 06/12; Felgenreöße [Zoll]: 16	2	11.8116-0340.1	390595	ATE
			➔	→ 06/12; Felgenreöße [Zoll]: 15	2	11.8116-0340.1	390595	ATE
			➔	→ 51049406	2	11.8116-0340.1	390595	ATE
			➔	→ 06/12				
1,8t BioPower	110	01/07→02/15	➔	→ 06/12	2	11.8116-0345.2	390596	ATE
2.0 t	120	01/07→02/15				11.8116-0410.2	390589	ATE
2.0 t	162	01/11→02/15						
2.0 t	177	05/09→02/15	➔	→ 06/12; Felgenreöße [Zoll]: 15; GG	2	11.8116-0356.1	390586	ATE
2.0 t BioPower	147	05/09→02/15	➔	51049407→; → 06/12; Felgenreöße [Zoll]: 16	2	11.8116-0340.1	390595	ATE
2.0 t Bio Power	162	01/11→02/15						
2.0 Turbo Performance	185	04/04→02/15	➔	→ 51049406	2	11.8116-0340.1	390595	ATE
			➔	→ 06/12; Felgenreöße [Zoll]: 15	2	11.8116-0340.1	390595	ATE
1,8t BioPower	129	05/09→02/15	➔	→ 06/12	2	11.8116-0345.2	390596	ATE
			➔	→ 06/12; Felgenreöße [Zoll]: 15	2	11.8116-0410.2	390589	ATE
			➔	→ 06/12; Felgenreöße [Zoll]: 15	2	11.8116-0356.1	390586	ATE
1.8 i	90	01/04→02/15	➔	01/06→ 06/12	2	11.8116-0345.2	390596	ATE
			➔	03/04→ 06/12	2	11.8116-0345.2	390596	ATE
			➔	51046734→; → 12/05	2	11.8116-0356.1	390586	ATE
			➔	03/04→ 06/12; Felgenreöße [Zoll]: 15; GG	2	11.8116-0356.1	390586	ATE

	kw			 	! #		
<b>SAAB - 9-3 (YS3F, E79, D79, D75) 09/02→02/15</b>							
<b>Feder, Bremsattel</b>							
1.8 i	90	01/04→02/15	➡	03/04→ 06/12; Felgenreöße [Zoll]: 15	2	11.8116-0340.1 390595	ATE
1.9 TiD	88	09/04→02/15	←	→ 06/12	2	11.8116-0345.2 390596	ATE
1.9 TiD	110	09/04→02/15				11.8116-0410.2 390589	ATE
			←	01/06→ 06/12	2	11.8116-0345.2 390596	ATE
			←	→ 06/12; Felgenreöße [Zoll]: 15; GG	2	11.8116-0356.1 390586	ATE
			←	51046734→; → 12/05	2	11.8116-0356.1 390586	ATE
			➡	→ 06/12; Felgenreöße [Zoll]: 15	2	11.8116-0340.1 390595	ATE
1.9 TTiD	96	12/07→02/15	←	→ 06/12	2	11.8116-0345.2 390596	ATE
1.9 TTiD	118	12/07→02/15				11.8116-0410.2 390589	ATE
1.9 TTiD	132	12/07→02/15	←	→ 06/12; Felgenreöße [Zoll]: 15; GG	2	11.8116-0356.1 390586	ATE
			➡	→ 06/12; Felgenreöße [Zoll]: 15	2	11.8116-0340.1 390595	ATE
2.0 t	129	09/02→02/15	←	01/06→ 06/12	2	11.8116-0345.2 390596	ATE
2.0 t BioPower	154	09/02→02/15	←	→ 06/12	2	11.8116-0345.2 390596	ATE
						11.8116-0410.2 390589	ATE
			←	51046734→; → 12/05	2	11.8116-0356.1 390586	ATE
			←	→ 06/12; Felgenreöße [Zoll]: 15; GG	2	11.8116-0356.1 390586	ATE
			➡	09/03→; → 51049406	2	11.8116-0340.1 390595	ATE
			➡	51049407→; → 06/12; Felgenreöße [Zoll]: 16	2	11.8116-0340.1 390595	ATE
			➡	→ 51049406	2	11.8116-0340.1 390595	ATE
			➡	→ 06/12; Felgenreöße [Zoll]: 15	2	11.8116-0340.1 390595	ATE
2.0 t	154	09/02→02/15	←	→ 41039807	2	11.8116-0345.2 390596	ATE
			←	01/06→ 06/12	2	11.8116-0345.2 390596	ATE
			←	51046734→; → 12/05	2	11.8116-0356.1 390586	ATE
			➡	51049407→; → 06/12; Felgenreöße [Zoll]: 16	2	11.8116-0340.1 390595	ATE
			➡	→ 06/12; Felgenreöße [Zoll]: 15	2	11.8116-0340.1 390595	ATE
			➡	→ 51049406	2	11.8116-0340.1 390595	ATE
2.0 t BioPower	129	01/07→02/15	←	→ 06/12	2	11.8116-0345.2 390596	ATE
2.0 t Bio Power	120	01/07→02/15				11.8116-0410.2 390589	ATE
			➡	51049407→; → 06/12; Felgenreöße [Zoll]: 16	2	11.8116-0340.1 390595	ATE
			➡	→ 51049406	2	11.8116-0340.1 390595	ATE
			➡	→ 06/12; Felgenreöße [Zoll]: 15	2	11.8116-0340.1 390595	ATE
2.0 t BioPower XWD	120	01/08→02/15	←	→ 06/12	2	11.8116-0345.2 390596	ATE
2.0 t BioPower XWD	154	01/08→02/15				11.8116-0410.2 390589	ATE
2.0 t BioPower XWD	162	01/08→02/15	➡	→ 51049406	2	11.8116-0340.1 390595	ATE
2.0 t XWD	120	01/07→02/15	➡	→ 51049406	2	11.8116-0340.1 390595	ATE
2.0 t XWD	162	01/08→02/15	➡	51049407→; → 06/12; Felgenreöße [Zoll]: 16	2	11.8116-0340.1 390595	ATE
2.0 t XWD	177	05/09→02/15				11.8116-0340.1 390595	ATE
2.0 Turbo XWD	154	01/08→02/15	←	→ 41039807	2	11.8116-0345.2 390596	ATE
			←	→ 06/12	2	11.8116-0345.2 390596	ATE
			➡	51049407→; → 06/12; Felgenreöße [Zoll]: 16	2	11.8116-0340.1 390595	ATE
			➡	→ 51049406	2	11.8116-0340.1 390595	ATE
			➡	→ 06/12; Felgenreöße [Zoll]: 15	2	11.8116-0340.1 390595	ATE
2.8 Turbo V6	169	03/05→02/15	←	04/08→ 06/12	2	11.8116-0345.2 390596	ATE
2.8 Turbo V6	188	12/07→02/15				11.8116-0410.2 390589	ATE
			➡	04/08→ 06/12; Felgenreöße [Zoll]: 16	2	11.8116-0340.1 390595	ATE
2.8 Turbo V6	184	03/05→02/15	←	01/06→ 06/12	2	11.8116-0345.2 390596	ATE
			←	→ 12/05	2	11.8116-0356.1 390586	ATE
			←	→ 06/12	2	11.8116-0410.2 390589	ATE
			➡	→ 06/12; Felgenreöße [Zoll]: 16	2	11.8116-0340.1 390595	ATE
2.8 Turbo V6	203	04/08→02/15	←	→ 06/12	2	11.8116-0345.2 390596	ATE
2.8 Turbo V6	206	05/08→02/15				11.8116-0410.2 390589	ATE
			➡	→ 06/12; Felgenreöße [Zoll]: 16	2	11.8116-0340.1 390595	ATE
2.8 Turbo V6 XWD	206	05/08→12/11	←		2	11.8116-0345.2 390596	ATE
						11.8116-0410.2 390589	ATE
			➡	Felgenreöße [Zoll]: 16	2	11.8116-0340.1 390595	ATE



















	kw			 	! #		
<b>SAAB - 9-3 (YS3F, E79, D79, D75) 09/02→02/15</b>							
<b>Führungshülzensatz, Bremsattel</b>							
1.8t 2.2 TiD	110 92	09/02→02/15 09/02→02/15	←	01/06→ 06/12		11.0101-5407.2 260011	ATE
			←	→ 06/12		11.0101-5407.2 260011	ATE
			←	51046734→; → 12/05		11.0101-5407.2 260011	ATE
			←	→ 06/12; Felgengröße [Zoll]: 15		11.0101-5407.2 260011	ATE
			→	→ 51049406		11.0101-5407.2 260011	ATE
			→	51049407→; → 06/12		11.0101-5407.2 260011	ATE
			→	→ 06/12		11.0101-5407.2 260011	ATE
1.8t BioPower 2.0 t 2.0 t 2.0 t Bio Power	110 120 162 162	01/07→02/15 01/07→02/15 01/11→02/15 01/11→02/15	←	→ 06/12		11.0101-5407.2 260011	ATE
			←	→ 06/12; Felgengröße [Zoll]: 15		11.0101-5407.2 260011	ATE
			→	→ 51049406		11.0101-5407.2 260011	ATE
			→	→ 06/12		11.0101-5407.2 260011	ATE
			→	51049407→; → 06/12		11.0101-5407.2 260011	ATE
1.8t BioPower	129	05/09→02/15	←	→ 06/12		11.0101-5407.2 260011	ATE
			←	→ 06/12; Felgengröße [Zoll]: 15		11.0101-5407.2 260011	ATE
1.8 i	90	01/04→02/15	←	01/06→ 06/12		11.0101-5407.2 260011	ATE
			←	51046734→; → 12/05		11.0101-5407.2 260011	ATE
			←	03/04→ 06/12		11.0101-5407.2 260011	ATE
			←	03/04→ 06/12; Felgengröße [Zoll]: 15		11.0101-5407.2 260011	ATE
			→	03/04→ 06/12		11.0101-5407.2 260011	ATE
1.9 TiD 1.9 TiD	88 110	09/04→02/15 09/04→02/15	←	01/06→ 06/12		11.0101-5407.2 260011	ATE
			←	→ 06/12		11.0101-5407.2 260011	ATE
			←	51046734→; → 12/05		11.0101-5407.2 260011	ATE
			←	→ 06/12; Felgengröße [Zoll]: 15		11.0101-5407.2 260011	ATE
			→	→ 06/12		11.0101-5407.2 260011	ATE
1.9 TTiD 1.9 TTiD 1.9 TTiD	96 118 132	12/07→02/15 12/07→02/15 12/07→02/15	←	→ 06/12		11.0101-5407.2 260011	ATE
			←	→ 06/12; Felgengröße [Zoll]: 15		11.0101-5407.2 260011	ATE
			→	→ 06/12		11.0101-5407.2 260011	ATE
2.0 t 2.0 t BioPower	129 154	09/02→02/15 09/02→02/15	←	01/06→ 06/12		11.0101-5407.2 260011	ATE
			←	→ 06/12		11.0101-5407.2 260011	ATE
			←	→ 06/12; Felgengröße [Zoll]: 15		11.0101-5407.2 260011	ATE
			←	51046734→; → 12/05		11.0101-5407.2 260011	ATE
			→	09/03→; → 51049406		11.0101-5407.2 260011	ATE
			→	→ 51049406		11.0101-5407.2 260011	ATE
			→	51049407→; → 06/12		11.0101-5407.2 260011	ATE
2.0 t	154	09/02→02/15	←	01/06→ 06/12		11.0101-5407.2 260011	ATE
			←	51046734→; → 12/05		11.0101-5407.2 260011	ATE
			←	→ 41039807		11.0101-5407.2 260011	ATE
			←	41039808→ 51046733		11.0101-5407.2 260011	ATE
			←	41022028→ 51046733		11.0101-5407.2 260011	ATE
			→	→ 51049406		11.0101-5407.2 260011	ATE
			→	51049407→; → 06/12		11.0101-5407.2 260011	ATE
2.0 t 2.0 t BioPower 2.0 Turbo Performance	177 147 185	05/09→02/15 05/09→02/15 04/04→02/15	←	→ 51046733		11.0101-5407.2 260011	ATE
			←	→ 06/12		11.0101-5407.2 260011	ATE
			←	→ 06/12; Felgengröße [Zoll]: 15		11.0101-5407.2 260011	ATE
			→	→ 51049406		11.0101-5407.2 260011	ATE
			→	51049407→; → 06/12		11.0101-5407.2 260011	ATE
2.0 t BioPower 2.0 t Bio Power	129 120	01/07→02/15 01/07→02/15	←	→ 06/12		11.0101-5407.2 260011	ATE
			→	→ 51049406		11.0101-5407.2 260011	ATE
			→	51049407→; → 06/12		11.0101-5407.2 260011	ATE
			→	→ 06/12		11.0101-5407.2 260011	ATE
↓							








	kw			 	! #		
<b>SAAB - 9-3 (YS3F, E79, D79, D75) 09/02→02/15</b>							
<b>Führungshülzensatz, Bremssattel</b>							
2.0 t BioPower XWD	120	01/08→02/15	←	→ 06/12		11.0101-5407.2 260011	ATE
2.0 t BioPower XWD	154	01/08→02/15	→	→ 51049406		11.0101-5407.2 260011	ATE
2.0 t BioPower XWD	162	01/08→02/15	→	→ 51049407→; → 06/12		11.0101-5407.2 260011	ATE
2.0 t XWD	120	01/07→02/15	→	→ 51049407→; → 06/12		11.0101-5407.2 260011	ATE
2.0 t XWD	162	01/08→02/15	→	→ 51049407→; → 06/12		11.0101-5407.2 260011	ATE
2.0 t XWD	177	05/09→02/15	→	→ 51049407→; → 06/12		11.0101-5407.2 260011	ATE
2.0 Turbo XWD	154	01/08→02/15	←	→ 41039807		11.0101-5407.2 260011	ATE
			←	→ 06/12		11.0101-5407.2 260011	ATE
			←	41039808→ 51046733		11.0101-5407.2 260011	ATE
			←	41022028→ 51046733		11.0101-5407.2 260011	ATE
			→	→ 51049406		11.0101-5407.2 260011	ATE
			→	→ 06/12		11.0101-5407.2 260011	ATE
			→	51049407→; → 06/12		11.0101-5407.2 260011	ATE
2.8 Turbo V6	169	03/05→02/15	←	04/08→ 06/12		11.0101-5407.2 260011	ATE
2.8 Turbo V6	188	12/07→02/15	→	04/08→ 06/12		11.0101-5407.2 260011	ATE
2.8 Turbo V6	184	03/05→02/15	←	01/06→ 06/12		11.0101-5407.2 260011	ATE
			←	→ 06/12		11.0101-5407.2 260011	ATE
			←	→ 12/05		11.0101-5407.2 260011	ATE
			→	→ 06/12		11.0101-5407.2 260011	ATE
2.8 Turbo V6	203	04/08→02/15	←	→ 06/12		11.0101-5407.2 260011	ATE
2.8 Turbo V6	206	05/08→02/15	→	→ 06/12		11.0101-5407.2 260011	ATE
2.8 Turbo V6 XWD	206	05/08→12/11	←			11.0101-5407.2 260011	ATE
			→			11.0101-5407.2 260011	ATE
<b>Führungsbolzen, Bremssattel</b>							
1,8t	110	09/02→02/15		→ 51049406	2	11.8171-0008.1 990049	ATE
2.2 TiD	92	09/02→02/15		→ 06/12	2	11.8171-0008.1 990049	ATE
				51046734→; → 12/05	2	11.8171-0008.1 990049	ATE
				51049407→; → 06/12	2	11.8171-0008.1 990049	ATE
				01/06→ 06/12	2	11.8171-0008.1 990049	ATE
				→ 06/12; Felgenreöße [Zoll]: 15	2	11.8171-0008.1 990049	ATE
1,8t BioPower	110	01/07→02/15		→ 51049406	2	11.8171-0008.1 990049	ATE
2.0 t	120	01/07→02/15		→ 06/12	2	11.8171-0008.1 990049	ATE
2.0 t	162	01/11→02/15		→ 06/12	2	11.8171-0008.1 990049	ATE
2.0 t Bio Power	162	01/11→02/15		51049407→; → 06/12	2	11.8171-0008.1 990049	ATE
				→ 06/12; Felgenreöße [Zoll]: 15	2	11.8171-0008.1 990049	ATE
1,8t BioPower	129	05/09→02/15		→ 06/12	2	11.8171-0008.1 990049	ATE
1.9 TTiD	96	12/07→02/15		→ 06/12; Felgenreöße [Zoll]: 15	2	11.8171-0008.1 990049	ATE
1.9 TTiD	118	12/07→02/15		→ 06/12; Felgenreöße [Zoll]: 15	2	11.8171-0008.1 990049	ATE
1.9 TTiD	132	12/07→02/15		→ 06/12; Felgenreöße [Zoll]: 15	2	11.8171-0008.1 990049	ATE
1.8 i	90	01/04→02/15		03/04→ 06/12; Felgenreöße [Zoll]: 15	2	11.8171-0008.1 990049	ATE
				51046734→; → 12/05	2	11.8171-0008.1 990049	ATE
				03/04→ 06/12	2	11.8171-0008.1 990049	ATE
				01/06→ 06/12	2	11.8171-0008.1 990049	ATE
1.9 TiD	88	09/04→02/15		→ 06/12	2	11.8171-0008.1 990049	ATE
1.9 TiD	110	09/04→02/15		51046734→; → 12/05	2	11.8171-0008.1 990049	ATE
				01/06→ 06/12	2	11.8171-0008.1 990049	ATE
				→ 06/12; Felgenreöße [Zoll]: 15	2	11.8171-0008.1 990049	ATE
2.0 t	129	09/02→02/15		→ 06/12	2	11.8171-0008.1 990049	ATE
2.0 t BioPower	154	09/02→02/15		09/03→; → 51049406	2	11.8171-0008.1 990049	ATE
				51046734→; → 12/05	2	11.8171-0008.1 990049	ATE
				→ 51049406	2	11.8171-0008.1 990049	ATE
				51049407→; → 06/12	2	11.8171-0008.1 990049	ATE
				01/06→ 06/12	2	11.8171-0008.1 990049	ATE
				→ 06/12; Felgenreöße [Zoll]: 15	2	11.8171-0008.1 990049	ATE
2.0 t	154	09/02→02/15		→ 51049406	2	11.8171-0008.1 990049	ATE
				→ 06/12	2	11.8171-0008.1 990049	ATE
				41039808→ 51046733	2	11.8171-0008.1 990049	ATE
				51046734→; → 12/05	2	11.8171-0008.1 990049	ATE
				51049407→; → 06/12	2	11.8171-0008.1 990049	ATE
				41022028→ 51046733	2	11.8171-0008.1 990049	ATE
				→ 41039807	2	11.8171-0008.1 990049	ATE











	kW			 	! #		
<b>SAAB - 9-3 (YS3F, E79, D79, D75) 09/02→02/15</b>							
<b>Führungsbolzen, Bremsattel</b>							
2.0 t	154	09/02→02/15		01/06→ 06/12	2	11.8171-0008.1 990049	ATE
2.0 t	177	05/09→02/15		→ 06/12	2	11.8171-0008.1 990049	ATE
2.0 t BioPower	147	05/09→02/15		→ 51046733	2	11.8171-0008.1 990049	ATE
2.0 Turbo Performance	185	04/04→02/15		→ 51049406	2	11.8171-0008.1 990049	ATE
				51049407→; → 06/12	2	11.8171-0008.1 990049	ATE
				→ 06/12; Felgenreöße [Zoll]: 15	2	11.8171-0008.1 990049	ATE
2.0 t BioPower	129	01/07→02/15		→ 06/12	2	11.8171-0008.1 990049	ATE
2.0 t Bio Power	120	01/07→02/15		→ 51049406	2	11.8171-0008.1 990049	ATE
2.0 t BioPower XWD	120	01/08→02/15		51049407→; → 06/12	2	11.8171-0008.1 990049	ATE
2.0 t BioPower XWD	154	01/08→02/15					
2.0 t BioPower XWD	162	01/08→02/15					
2.0 t XWD	120	01/07→02/15					
2.0 t XWD	162	01/08→02/15					
2.0 t XWD	177	05/09→02/15					
2.0 Turbo XWD	154	01/08→02/15		→ 06/12	2	11.8171-0008.1 990049	ATE
				→ 51049406	2	11.8171-0008.1 990049	ATE
				41039808→ 51046733	2	11.8171-0008.1 990049	ATE
				41022028→ 51046733	2	11.8171-0008.1 990049	ATE
				51049407→; → 06/12	2	11.8171-0008.1 990049	ATE
				→ 41039807	2	11.8171-0008.1 990049	ATE
2.8 Turbo V6	169	03/05→02/15		04/08→ 06/12	2	11.8171-0008.1 990049	ATE
2.8 Turbo V6	188	12/07→02/15					
2.8 Turbo V6	184	03/05→02/15		→ 06/12	2	11.8171-0008.1 990049	ATE
				→ 12/05	2	11.8171-0008.1 990049	ATE
				01/06→ 06/12	2	11.8171-0008.1 990049	ATE
2.8 Turbo V6	203	04/08→02/15		→ 06/12	2	11.8171-0008.1 990049	ATE
2.8 Turbo V6	206	05/08→02/15					
2.8 Turbo V6 XWD	206	05/08→12/11			2	11.8171-0008.1 990049	ATE
<b>Dichtungssatz, Bremsattel</b>							
1,8t	110	09/02→02/15	←	→ 06/12		11.0441-6008.2 250038	ATE für Kolben-Ø [mm]: 60
1.9 TiD	88	09/04→02/15					
1.9 TiD	110	09/04→02/15	←	01/06→ 06/12		11.0441-6008.2 250038	ATE für Kolben-Ø [mm]: 60
2.0 t	129	09/02→02/15					
2.0 t BioPower	154	09/02→02/15					
2.2 TiD	92	09/02→02/15					
1,8t BioPower	110	01/07→02/15	←	→ 06/12		11.0441-6008.2 250038	ATE für Kolben-Ø [mm]: 60
1,8t BioPower	129	05/09→02/15					
1.9 TTiD	96	12/07→02/15					
1.9 TTiD	118	12/07→02/15					
1.9 TTiD	132	12/07→02/15					
2.0 t	120	01/07→02/15					
2.0 t	162	01/11→02/15					
2.0 t	177	05/09→02/15					
2.0 t BioPower	129	01/07→02/15					
2.0 t BioPower	147	05/09→02/15					
2.0 t Bio Power	120	01/07→02/15					
2.0 t Bio Power	162	01/11→02/15					
2.0 t BioPower XWD	120	01/08→02/15					
2.0 t BioPower XWD	154	01/08→02/15					
2.0 t BioPower XWD	162	01/08→02/15					
2.0 Turbo Performance	185	04/04→02/15					
2.0 t XWD	120	01/07→02/15					
2.0 t XWD	162	01/08→02/15					
2.0 t XWD	177	05/09→02/15					
2.8 Turbo V6	203	04/08→02/15					
2.8 Turbo V6	206	05/08→02/15					
1.8 i	90	01/04→02/15	←	01/06→ 06/12		11.0441-6008.2 250038	ATE für Kolben-Ø [mm]: 60
			←	03/04→ 06/12		11.0441-6008.2 250038	ATE für Kolben-Ø [mm]: 60
2.0 t	154	09/02→02/15	←	→ 41039807		11.0441-6008.2 250038	ATE für Kolben-Ø [mm]: 60
			←	01/06→ 06/12		11.0441-6008.2 250038	ATE für Kolben-Ø [mm]: 60
2.0 Turbo XWD	154	01/08→02/15	←	→ 06/12		11.0441-6008.2 250038	ATE für Kolben-Ø [mm]: 60
			←	→ 41039807		11.0441-6008.2 250038	ATE für Kolben-Ø [mm]: 60
2.8 Turbo V6	169	03/05→02/15	←	04/08→ 06/12		11.0441-6008.2 250038	ATE für Kolben-Ø [mm]: 60
2.8 Turbo V6	188	12/07→02/15					
2.8 Turbo V6	184	03/05→02/15	←	01/06→ 06/12		11.0441-6008.2 250038	ATE für Kolben-Ø [mm]: 60
2.8 Turbo V6 XWD	206	05/08→12/11	←			11.0441-6008.2 250038	ATE für Kolben-Ø [mm]: 60
<b>Bremsschlauch</b>							
1,8t	110	09/02→02/15	←	→ 06/12	2	83.7807-0412.3 331098	L= 412
1,8t BioPower	110	01/07→02/15					

	kw			 	! #		
<b>SAAB - 9-3 (YS3F, E79, D79, D75) 09/02→02/15</b>							
<b>Bremsschlauch</b>							
1.9 TiD	88	09/04→02/15	➔	→ 06/12	2	24.5259-0315.3 330882	L= 315
1.9 TiD	110	09/04→02/15					
1.9 TTiD	96	12/07→02/15					
1.9 TTiD	118	12/07→02/15					
1.9 TTiD	132	12/07→02/15					
2.0 t	120	01/07→02/15					
2.0 t	129	09/02→02/15					
2.0 t	154	09/02→02/15					
2.0 t	162	01/11→02/15					
2.0 t	177	05/09→02/15					
2.0 t BioPower	129	01/07→02/15					
2.0 t BioPower	147	05/09→02/15					
2.0 t BioPower	154	09/02→02/15					
2.0 t Bio Power	120	01/07→02/15					
2.0 t Bio Power	162	01/11→02/15					
2.0 t BioPower XWD	120	01/08→02/15					
2.0 t BioPower XWD	154	01/08→02/15					
2.0 t BioPower XWD	162	01/08→02/15					
2.0 Turbo Performance	185	04/04→02/15					
2.0 Turbo XWD	154	01/08→02/15					
2.0 t XWD	120	01/07→02/15					
2.0 t XWD	162	01/08→02/15					
2.0 t XWD	177	05/09→02/15					
2.2 TiD	92	09/02→02/15					
2.8 Turbo V6	184	03/05→02/15					
2.8 Turbo V6	203	04/08→02/15					
2.8 Turbo V6	206	05/08→02/15					
1.8 i	90	01/04→02/15	➔	03/04→ 06/12	2	83.7807-0412.3 331098	L= 412
			➔	03/04→ 06/12	2	24.5259-0315.3 330882	L= 315
2.8 Turbo V6	169	03/05→02/15	➔	04/08→ 06/12	2	83.7807-0412.3 331098	L= 412
2.8 Turbo V6	188	12/07→02/15	➔	04/08→ 06/12	2	24.5259-0315.3 330882	L= 315
2.8 Turbo V6 XWD	206	05/08→12/11	➔		2	83.7807-0412.3 331098	L= 412
			➔		2	24.5259-0315.3 330882	L= 315
<b>SAAB - 9-3 Cabriolet (YS3D) 02/98→08/03</b>							
<b>Bremssattel</b>							
2.0 i	96	02/98→08/03	➔	☐; → X7020000		24.3571-1761.5 240461	ATE - Halter
2.0 SE Turbo	147	02/98→08/03	➔	☐; → 12/98		24.3571-1761.5 240461	ATE - Halter
2.0 Turbo	113	10/98→08/03	➔	☐; → X2020000		24.3571-1761.5 240461	ATE - Halter
2.0 Turbo	136	02/98→08/03	➔	☐; → X7020000		24.3571-1762.5 240462	ATE - Halter
2.3 i	110	02/98→08/03	➔	☐; → X2020000		24.3571-1762.5 240462	ATE - Halter
			➔	☐; → 12/98		24.3571-1762.5 240462	ATE - Halter
			➔	☐; → 07/03; X7020001→		24.3571-1783.5 240751	ATE - Halter
			➔	☐; 01/99→ 07/03		24.3571-1783.5 240751	ATE - Halter
			➔	☐; → 07/03; X2020001→		24.3571-1783.5 240751	ATE - Halter
			➔	☐; → 07/03; X7020001→		24.3571-1784.5 240752	ATE - Halter
			➔	☐; 01/99→ 07/03		24.3571-1784.5 240752	ATE - Halter
			➔	☐; → 07/03; X2020001→		24.3571-1784.5 240752	ATE - Halter
			➔	☐; → 07/03		24.4351-0025.5 230087	ATE
			➔	☐; → 07/03		24.4351-0026.5 230088	ATE
2.0 Turbo	110	01/01→08/03	➔	☐; → 07/03		24.3571-1783.5 240751	ATE - Halter
2.0 Turbo	151	10/99→08/03	➔	☐; → 07/03		24.3571-1784.5 240752	ATE - Halter
			➔	☐; → 07/03		24.4351-0025.5 230087	ATE
			➔	☐; → 07/03		24.4351-0026.5 230088	ATE
2.3	169	09/99→01/02	➔	☐; 10/99→		24.3571-1783.5 240751	ATE - Halter
			➔	☐; 10/99→		24.3571-1784.5 240752	ATE - Halter
2.3 Turbo	165	10/99→08/03	➔	☐; → 07/03		24.3571-1783.5 240751	ATE - Halter
			➔	☐; → 07/03		24.3571-1784.5 240752	ATE - Halter
<b>Feder, Bremssattel</b>							
2.0 i	96	02/98→08/03	➔	→ X7020000	2	11.8116-0292.1 390521	ATE
2.0 SE Turbo	147	02/98→08/03	➔	→ X2020000	2	11.8116-0292.1 390521	ATE
2.0 Turbo	113	10/98→08/03	➔	01/99→ 07/03	2	11.8116-0292.1 390521	ATE
2.0 Turbo	136	02/98→08/03	➔				
2.3 i	110	02/98→08/03	➔				
↓							









	kW			 	! #		
<b>SAAB - 9-3 Cabriolet (YS3D) 02/98→08/03</b>							
<b>Feder, Bremssattel</b>							
2.0 i	96	02/98→08/03	←	→ 07/03; X7020001→	2	11.8116-0292.1 390521	ATE
2.0 SE Turbo	147	02/98→08/03	←	→ 07/03; X2020001→	2	11.8116-0292.1 390521	ATE
2.0 Turbo	113	10/98→08/03	←	→ 12/98	2	11.8116-0292.1 390521	ATE
2.0 Turbo	136	02/98→08/03	←	→ 07/03	2	11.8116-0292.1 390521	ATE
2.3 i	110	02/98→08/03	←	→ 07/03	2	11.8116-0292.1 390521	ATE
2.0 Turbo	110	01/01→08/03	←	→ 07/03	2	11.8116-0292.1 390521	ATE
2.0 Turbo	151	10/99→08/03	←	→ 07/03	2	11.8116-0292.1 390521	ATE
2.3 Turbo	165	10/99→08/03	←	→ 07/03	2	11.8116-0292.1 390521	ATE
2.3	169	09/99→01/02	←	10/99→	2	11.8116-0292.1 390521	ATE
<b>Führungshülzensatz, Bremssattel</b>							
2.0 i	96	02/98→08/03	←	→ 07/03; X7020001→		11.0101-5407.2 260011	ATE
2.0 SE Turbo	147	02/98→08/03	←	→ 12/98		11.0101-5407.2 260011	ATE
2.0 Turbo	113	10/98→08/03	←	→ 12/98		11.0101-5407.2 260011	ATE
2.0 Turbo	136	02/98→08/03	←	01/99→ 07/03		11.0101-5407.2 260011	ATE
2.3 i	110	02/98→08/03	←	→ X7020000		11.0101-5407.2 260011	ATE
			←	→ 07/03; X2020001→		11.0101-5407.2 260011	ATE
			←	→ X2020000		11.0101-5407.2 260011	ATE
2.0 Turbo	110	01/01→08/03	←	→ 07/03		11.0101-5407.2 260011	ATE
2.0 Turbo	151	10/99→08/03	←	→ 07/03		11.0101-5407.2 260011	ATE
2.3 Turbo	165	10/99→08/03	←	→ 07/03		11.0101-5407.2 260011	ATE
2.3	169	09/99→01/02	←	10/99→		11.0101-5407.2 260011	ATE
<b>Führungsbolzen, Bremssattel</b>							
2.0 i	96	02/98→08/03		→ X7020000	2	11.8171-0008.1 990049	ATE
2.0 SE Turbo	147	02/98→08/03		01/99→ 07/03	2	11.8171-0008.1 990049	ATE
2.0 Turbo	113	10/98→08/03		→ 12/98	2	11.8171-0008.1 990049	ATE
2.0 Turbo	136	02/98→08/03		→ 07/03; X7020001→	2	11.8171-0008.1 990049	ATE
2.3 i	110	02/98→08/03		→ 07/03; X2020001→	2	11.8171-0008.1 990049	ATE
				→ X2020000	2	11.8171-0008.1 990049	ATE
2.0 Turbo	110	01/01→08/03		→ 07/03	2	11.8171-0008.1 990049	ATE
2.0 Turbo	151	10/99→08/03		→ 07/03	2	11.8171-0008.1 990049	ATE
2.3 Turbo	165	10/99→08/03		→ 07/03	2	11.8171-0008.1 990049	ATE
2.3	169	09/99→01/02		10/99→	2	11.8171-0008.1 990049	ATE
<b>Dichtungssatz, Bremssattel</b>							
2.0 i	96	02/98→08/03	←	01/99→ 07/03		11.0441-5704.2 250034	ATE
2.0 SE Turbo	147	02/98→08/03	←	→ 07/03; X7020001→		11.0441-5704.2 250034	ATE
2.0 Turbo	113	10/98→08/03	←	→ 07/03; X2020001→		11.0441-5704.2 250034	ATE
2.0 Turbo	136	02/98→08/03	←	→ 07/03		13.0441-3506.2 250052	ATE
2.3 i	110	02/98→08/03	→	→ 07/03		13.0441-3506.2 250052	ATE
2.0 Turbo	110	01/01→08/03	←	→ 07/03		11.0441-5704.2 250034	ATE
2.0 Turbo	151	10/99→08/03	→	→ 07/03		13.0441-3506.2 250052	ATE
2.3	169	09/99→01/02	←	10/99→		11.0441-5704.2 250034	ATE
2.3 Turbo	165	10/99→08/03	←	→ 07/03		11.0441-5704.2 250034	ATE
<b>Bremsschlauch</b>							
2.0 i	96	02/98→08/03	←	→ 07/03	2	24.5298-0322.3 331314	L= 322
2.0 SE Turbo	147	02/98→08/03	→	☐; → 07/03		24.5117-0195.3 330565	L= 198
2.0 Turbo	110	01/01→08/03	→	☐; → 07/03		24.5117-0205.3 330669	L= 205
2.0 Turbo	113	10/98→08/03	→	☐; → 07/03		24.5117-0205.3 330669	L= 205
2.0 Turbo	136	02/98→08/03	→	☐; → 07/03		24.5117-0205.3 330669	L= 205
2.0 Turbo	151	10/99→08/03	→	☐; → 07/03		24.5117-0205.3 330669	L= 205
2.3 i	110	02/98→08/03	→	☐; → 07/03		24.5117-0205.3 330669	L= 205
2.3 Turbo	165	10/99→08/03	→	☐; → 07/03		24.5117-0205.3 330669	L= 205
2.3	169	09/99→01/02	←	10/99→	2	24.5298-0322.3 331314	L= 322
			→	☐; 10/99→		24.5117-0195.3 330565	L= 198
			→	☐; 10/99→		24.5117-0205.3 330669	L= 205
<b>SAAB - 9-3 Cabriolet (YS3F) 08/03→02/15</b>							
<b>Bremssattel</b>							
1,8t	110	08/03→02/15	←	☐; 51046734→; → 06/12; Felgenreöße [Zoll]: 16		24.3571-9779.5 241098	ATE - Halter
1.8 i	90	01/04→02/15	←	☐; 51046734→; → 06/12; Felgenreöße [Zoll]: 16		24.3571-9780.5 241099	ATE - Halter
2.0 t BioPower	120	01/11→02/15	←	☐; 51046734→; → 06/12; Felgenreöße [Zoll]: 16		24.3571-9780.5 241099	ATE - Halter
2.0 t BioPower	129	01/07→02/15	←	☐; 51046734→; → 06/12; Felgenreöße [Zoll]: 16		24.3571-9780.5 241099	ATE - Halter
2.0 t BioPower	162	01/11→02/15	←	☐; → 06/12; Felgenreöße [Zoll]: 15; nur paarweise austauschen		24.3571-9781.5 240984	ATE - Halter
↓							

	kw			 	! #		
<b>SAAB - 9-3 Cabriolet (YS3F) 08/03→02/15</b>							
<b> Bremssattel</b>							
1,8t 1.8 i 2.0 t BioPower 2.0 t BioPower 2.0 t BioPower	110 90 120 129 162	08/03→02/15 01/04→02/15 01/11→02/15 01/07→02/15 01/11→02/15	←	☐; → 06/12; Felgenreöße [Zoll]: 15; nur paarweise austauschen	24.3571-9782.5	240985	ATE - Halter
			←	☐; → 06/12; Felgenreöße [Zoll]: 17	24.3576-9945.5	241040	ATE - Halter
			←	☐; → 06/12; Felgenreöße [Zoll]: 17	24.3576-9946.5	241041	ATE - Halter
			→	☐; → 06/12	24.3387-7003.5	241101	ATE - Halter
			→	☐; → 06/12	24.3387-7004.5	241102	ATE - Halter
			1,8t BioPower 2.0 t BioPower	129 147	01/07→02/15 06/07→02/15	←	☐; 51046734→; → 06/12; Felgenreöße [Zoll]: 16
			←	☐; 51046734→; → 06/12; Felgenreöße [Zoll]: 16	24.3571-9780.5	241099	ATE - Halter
			←	☐; 07/07→ 06/12; Felgenreöße [Zoll]: 15; nur paarweise austauschen	24.3571-9781.5	240984	ATE - Halter
			←	☐; 07/07→ 06/12; Felgenreöße [Zoll]: 15; nur paarweise austauschen	24.3571-9782.5	240985	ATE - Halter
			←	☐; 07/07→ 06/12; Felgenreöße [Zoll]: 17	24.3576-9945.5	241040	ATE - Halter
			←	☐; 07/07→ 06/12; Felgenreöße [Zoll]: 17	24.3576-9946.5	241041	ATE - Halter
			→	☐; 07/07→ 06/12	24.3387-7003.5	241101	ATE - Halter
			→	☐; 07/07→ 06/12	24.3387-7004.5	241102	ATE - Halter
1.9 TiD 1.9 TiD 1.9 TTiD 1.9 TTiD 1.9 TTiD	88 110 96 118 132	09/04→02/15 01/06→02/15 12/07→02/15 12/07→02/15 12/07→02/15	←	☐; → 06/12; Felgenreöße [Zoll]: 16	24.3571-9779.5	241098	ATE - Halter
			←	☐; → 06/12; Felgenreöße [Zoll]: 16	24.3571-9780.5	241099	ATE - Halter
			←	☐; → 06/12; Felgenreöße [Zoll]: 15; nur paarweise austauschen	24.3571-9781.5	240984	ATE - Halter
			←	☐; → 06/12; Felgenreöße [Zoll]: 15; nur paarweise austauschen	24.3571-9782.5	240985	ATE - Halter
			←	☐; → 06/12; Felgenreöße [Zoll]: 17	24.3576-9945.5	241040	ATE - Halter
			←	☐; → 06/12; Felgenreöße [Zoll]: 17	24.3576-9946.5	241041	ATE - Halter
			→	☐; → 06/12	24.3387-7003.5	241101	ATE - Halter
			→	☐; → 06/12	24.3387-7004.5	241102	ATE - Halter
			2.0	143	04/06→09/07	←	☐; 51046734→; Felgenreöße [Zoll]: 16
			←	☐; 51046734→; Felgenreöße [Zoll]: 16	24.3571-9780.5	241099	ATE - Halter
			←	☐; Felgenreöße [Zoll]: 15; nur paarweise austauschen	24.3571-9781.5	240984	ATE - Halter
			←	☐; Felgenreöße [Zoll]: 15; nur paarweise austauschen	24.3571-9782.5	240985	ATE - Halter
			←	☐; Felgenreöße [Zoll]: 17	24.3576-9945.5	241040	ATE - Halter
			←	☐; Felgenreöße [Zoll]: 17	24.3576-9946.5	241041	ATE - Halter
			→	☐	24.3387-7003.5	241101	ATE - Halter
			→	☐	24.3387-7004.5	241102	ATE - Halter
2.0 t 2.0 t	120 162	01/11→02/15 01/11→02/15	←	☐; 51046734→; → 06/12; Felgenreöße [Zoll]: 16	24.3571-9779.5	241098	ATE - Halter
			←	☐; 51046734→; → 06/12; Felgenreöße [Zoll]: 16	24.3571-9780.5	241099	ATE - Halter
			←	☐; → 06/12; Felgenreöße [Zoll]: 15; nur paarweise austauschen	24.3571-9781.5	240984	ATE - Halter
			←	☐; → 06/12; Felgenreöße [Zoll]: 15; nur paarweise austauschen	24.3571-9782.5	240985	ATE - Halter
			←	☐; → 06/12; Felgenreöße [Zoll]: 17	24.3576-9945.5	241040	ATE - Halter
			←	☐; → 06/12; Felgenreöße [Zoll]: 17	24.3576-9946.5	241041	ATE - Halter
2.0 t	129	08/03→02/15	←	☐; 51046734→; → 06/12; Felgenreöße [Zoll]: 16	24.3571-9779.5	241098	ATE - Halter
			←	☐; 51046734→; → 06/12; Felgenreöße [Zoll]: 16	24.3571-9780.5	241099	ATE - Halter
			←	☐; → 06/12; Felgenreöße [Zoll]: 15; nur paarweise austauschen	24.3571-9781.5	240984	ATE - Halter
			←	☐; → 06/12; Felgenreöße [Zoll]: 15; nur paarweise austauschen	24.3571-9782.5	240985	ATE - Halter
			←	☐; → 06/12; Felgenreöße [Zoll]: 17	24.3576-9945.5	241040	ATE - Halter
			←	☐; → 06/12; Felgenreöße [Zoll]: 17	24.3576-9946.5	241041	ATE - Halter
			→	☐; 51049407→; → 06/12	11.9387-7006.2	220570	ATE - Halter
			→	☐; → 06/12	24.3387-7003.5	241101	ATE - Halter








↓










	kw				! #																					
<b>SAAB - 9-3 Cabriolet (YS3F) 08/03→02/15</b>																										
<b>Bremssattel</b>																										
2.0 t	129	08/03→02/15	→	☐; → 06/12		24.3387-7004.5	241102	ATE - Halter																		
			→	☐; 51049407→; → 06/12		24.3387-7005.5	241086	ATE - Halter																		
			→	☐; → 51049406		24.3407-7003.5	241105	ATE - Halter																		
			→	☐; → 51049406		24.3407-7004.5	241106	ATE - Halter																		
2.0 t	154	08/03→02/15	←	☐; → 41022027; 16" plus		11.9606-9972.2	220590	ATE - Halter																		
			←	☐; 51046734→; → 06/12; Felgengröße [Zoll]: 16		24.3571-9779.5	241098	ATE - Halter																		
			←	☐; 51046734→; → 06/12; Felgengröße [Zoll]: 16		24.3571-9780.5	241099	ATE - Halter																		
			←	☐; → 06/12; Felgengröße [Zoll]: 15; nur paarweise austauschen		24.3571-9781.5	240984	ATE - Halter																		
			←	☐; → 06/12; Felgengröße [Zoll]: 15; nur paarweise austauschen		24.3571-9782.5	240985	ATE - Halter																		
			←	☐; → 06/12; Felgengröße [Zoll]: 17		24.3576-9945.5	241040	ATE - Halter																		
			←	☐; → 06/12; Felgengröße [Zoll]: 17		24.3576-9946.5	241041	ATE - Halter																		
			→	☐; 51049407→; → 06/12		11.9387-7006.2	220570	ATE - Halter																		
			→	☐; 51049407→; → 06/12		24.3387-7005.5	241086	ATE - Halter																		
			→	☐; → 51049406		24.3407-7003.5	241105	ATE - Halter																		
			→	☐; → 51049406		24.3407-7004.5	241106	ATE - Halter																		
			2.8 Turbo V6	169	02/06→02/15	←	☐; 06/08→ 06/12; 16" plus		11.9606-9972.2	220590	ATE - Halter															
←	☐; 06/08→ 06/12; Felgengröße [Zoll]: 17					24.3576-9945.5	241040	ATE - Halter																		
←	☐; 06/08→ 06/12; Felgengröße [Zoll]: 17					24.3576-9946.5	241041	ATE - Halter																		
→	☐; 06/08→ 06/12					11.9387-7006.2	220570	ATE - Halter																		
→	☐; 06/08→ 06/12					24.3387-7005.5	241086	ATE - Halter																		
2.8 Turbo V6 2.8 Turbo V6 2.8 Turbo V6 2.8 Turbo V6	184 188 203 206	02/06→02/15 12/07→02/15 02/09→02/15 02/09→02/15	←	☐; → 06/12; 16" plus		11.9606-9972.2	220590	ATE - Halter																		
			←	☐; → 06/12; Felgengröße [Zoll]: 17		24.3576-9945.5	241040	ATE - Halter																		
			←	☐; → 06/12; Felgengröße [Zoll]: 17		24.3576-9946.5	241041	ATE - Halter																		
			→	☐; → 06/12		11.9387-7006.2	220570	ATE - Halter																		
			→	☐; → 06/12		24.3387-7005.5	241086	ATE - Halter																		
<b>Bremssattelachssatz</b>																										
1,8t 1.8 i 2.0 2.0 t 2.0 t 2.0 t 2.0 t BioPower 2.0 t BioPower 2.0 t BioPower	110 90 143 120 129 162 120 129 162	08/03→02/15 01/04→02/15 04/06→09/07 01/11→02/15 08/03→02/15 01/11→02/15 01/11→02/15 01/07→02/15 01/11→02/15	←	→ 51046733; Felgengröße [Zoll]: 16	2	11.0530-0004.2	220933	ATE - Halter																		
									1,8t BioPower 2.0 t BioPower	129 147	01/07→02/15 06/07→02/15	←	07/07→; → 51046733; Felgengröße [Zoll]: 16	2	11.0530-0004.2	220933	ATE - Halter									
																		2.0 t	154	08/03→02/15	←	41022028→ 51046733; Felgengröße [Zoll]: 16	2	11.0530-0004.2	220933	ATE - Halter
									<b>Halter, Bremssattel</b>																	
									1,8t 1.8 i 1.9 TiD 1.9 TiD 1.9 TTiD 1.9 TTiD 1.9 TTiD 2.0 t 2.0 t BioPower 2.0 t BioPower 2.0 t BioPower 1,8t BioPower 2.0 t BioPower 2.0	110 90 88 110 96 118 132 129 120 129 162 129 147 143	08/03→02/15 01/04→02/15 09/04→02/15 01/06→02/15 12/07→02/15 12/07→02/15 12/07→02/15 08/03→02/15 01/11→02/15 01/07→02/15 01/11→02/15 01/07→02/15 06/07→02/15 04/06→09/07	→	→ 06/12		11.8170-0633.1	260117	ATE									
																		1,8t BioPower 2.0 t BioPower	129 147	01/07→02/15 06/07→02/15	→	07/07→ 06/12		11.8170-0633.1	260117	ATE
																		<b>Feder, Bremssattel</b>								
																		1,8t 2.0 t BioPower 2.0 t BioPower 2.0 t BioPower	110 120 129 162	08/03→02/15 01/11→02/15 01/07→02/15 01/11→02/15	←	→ 06/12	2	11.8116-0410.2	390589	ATE
2.0 t BioPower	129	01/07→02/15	←	→ 06/12; Felgengröße [Zoll]: 15; GG	2	11.8116-0356.1	390586	ATE																		
↓																										





	kW			 	! #		
<b>SAAB - 9-3 Cabriolet (YS3F) 08/03→02/15</b>							
<b>Feder, Bremssattel</b>							
1,8t 2.0 t BioPower 2.0 t BioPower 2.0 t BioPower	110 120 129 162	08/03→02/15 01/11→02/15 01/07→02/15 01/11→02/15	➔	→ 06/12	2	11.8116-0340.1 390595	ATE
1,8t BioPower 2.0 t BioPower	129 147	01/07→02/15 06/07→02/15		07/07→ 06/12	2	11.8116-0410.2 390589	ATE
			➔	07/07→ 06/12; Felgengröße [Zoll]: 15; GG	2	11.8116-0356.1 390586	ATE
			➔	51046734→; → 06/12	2	11.8116-0356.1 390586	ATE
			➔	07/07→ 06/12	2	11.8116-0340.1 390595	ATE
1.8 i	90	01/04→02/15		→ 06/12	2	11.8116-0410.2 390589	ATE
			➔	→ 06/12; Felgengröße [Zoll]: 15	2	11.8116-0356.1 390586	ATE
			➔	51046734→; → 06/12	2	11.8116-0356.1 390586	ATE
			➔	→ 06/12	2	11.8116-0340.1 390595	ATE
1.9 TiD	88	09/04→02/15		→ 06/12	2	11.8116-0410.2 390589	ATE
			➔	→ 06/12; Felgengröße [Zoll]: 15	2	11.8116-0356.1 390586	ATE
			➔	→ 06/12	2	11.8116-0356.1 390586	ATE
			➔	→ 06/12	2	11.8116-0340.1 390595	ATE
1.9 TiD 1.9 TTiD 1.9 TTiD 1.9 TTiD	110 96 118 132	01/06→02/15 12/07→02/15 12/07→02/15 12/07→02/15		→ 06/12	2	11.8116-0410.2 390589	ATE
			➔	→ 06/12; Felgengröße [Zoll]: 15; GG	2	11.8116-0356.1 390586	ATE
			➔	→ 06/12	2	11.8116-0356.1 390586	ATE
			➔	→ 06/12	2	11.8116-0340.1 390595	ATE
2.0	143	04/06→09/07			2	11.8116-0410.2 390589	ATE
			➔	51046734→	2	11.8116-0356.1 390586	ATE
			➔	Felgengröße [Zoll]: 15; GG	2	11.8116-0356.1 390586	ATE
			➔		2	11.8116-0340.1 390595	ATE
2.0 t 2.0 t	120 162	01/11→02/15 01/11→02/15		→ 06/12	2	11.8116-0410.2 390589	ATE
			➔	→ 06/12; Felgengröße [Zoll]: 15; GG	2	11.8116-0356.1 390586	ATE
			➔	51046734→; → 06/12	2	11.8116-0356.1 390586	ATE
2.0 t	129	08/03→02/15		→ 06/12	2	11.8116-0410.2 390589	ATE
			➔	→ 06/12; Felgengröße [Zoll]: 15	2	11.8116-0356.1 390586	ATE
			➔	→ 06/12; Felgengröße [Zoll]: 15; GG	2	11.8116-0356.1 390586	ATE
			➔	51046734→; → 06/12	2	11.8116-0356.1 390586	ATE
			➔	51049407→; → 06/12	2	11.8116-0340.1 390595	ATE
			➔	→ 51049406	2	11.8116-0340.1 390595	ATE
			➔	→ 06/12	2	11.8116-0340.1 390595	ATE
2.0 t	154	08/03→02/15		→ 06/12	2	11.8116-0410.2 390589	ATE
			➔	→ 41022027	2	11.8116-0345.2 390596	ATE
			➔	→ 06/12; Felgengröße [Zoll]: 15; GG	2	11.8116-0356.1 390586	ATE
			➔	51046734→; → 06/12	2	11.8116-0356.1 390586	ATE
			➔	51049407→; → 06/12	2	11.8116-0340.1 390595	ATE
			➔	→ 51049406	2	11.8116-0340.1 390595	ATE
2.8 Turbo V6	169	02/06→02/15		06/08→ 06/12	2	11.8116-0410.2 390589	ATE
			➔	06/08→ 06/12	2	11.8116-0345.2 390596	ATE
			➔	06/08→ 06/12	2	11.8116-0340.1 390595	ATE
2.8 Turbo V6 2.8 Turbo V6 2.8 Turbo V6 2.8 Turbo V6	184 188 203 206	02/06→02/15 12/07→02/15 02/09→02/15 02/09→02/15		→ 06/12	2	11.8116-0410.2 390589	ATE
			➔	→ 06/12	2	11.8116-0345.2 390596	ATE
			➔	→ 06/12	2	11.8116-0340.1 390595	ATE
<b>Führungshülzensatz, Bremssattel</b>							
1,8t 1.8 i 2.0 t BioPower 2.0 t BioPower 2.0 t BioPower	110 90 120 129 162	08/03→02/15 01/04→02/15 01/11→02/15 01/07→02/15 01/11→02/15	➔	→ 51046733		11.0101-5407.2 260011	ATE
			➔	→ 06/12		11.0101-5407.2 260011	ATE
			➔	51046734→; → 06/12		11.0101-5407.2 260011	ATE
			➔	→ 06/12; Felgengröße [Zoll]: 15		11.0101-5407.2 260011	ATE
			➔	→ 06/12		11.0101-5407.2 260011	ATE
1,8t BioPower 2.0 t BioPower	129 147	01/07→02/15 06/07→02/15	➔	07/07→ 06/12		11.0101-5407.2 260011	ATE
			➔	51046734→; → 06/12		11.0101-5407.2 260011	ATE
↓							

	kw			 	! #			
<b>SAAB - 9-3 Cabriolet (YS3F) 08/03→02/15</b>								
<b>Führungshülzensatz, Bremssattel</b>								
1,8t BioPower 2.0 t BioPower	129	01/07→02/15	←	07/07→ 06/12; Felgenreöße [Zoll]: 15		11.0101-5407.2 260011	ATE	
	147	06/07→02/15	←	07/07→; → 51046733		11.0101-5407.2 260011	ATE	
			→	07/07→ 06/12		11.0101-5407.2 260011	ATE	
1.9 TiD 1.9 TiD 1.9 TTiD 1.9 TTiD 1.9 TTiD	88	09/04→02/15	←	→ 06/12		11.0101-5407.2 260011	ATE	
	110	01/06→02/15	←	→ 06/12; Felgenreöße [Zoll]: 15		11.0101-5407.2 260011	ATE	
	96	12/07→02/15	←	→ 06/12		11.0101-5407.2 260011	ATE	
	118	12/07→02/15	→	→ 06/12		11.0101-5407.2 260011	ATE	
2.0	132	12/07→02/15	→	→ 06/12		11.0101-5407.2 260011	ATE	
	143	04/06→09/07	←			11.0101-5407.2 260011	ATE	
			←	→ 51046733		11.0101-5407.2 260011	ATE	
			←	Felgenreöße [Zoll]: 15		11.0101-5407.2 260011	ATE	
			←	51046734→		11.0101-5407.2 260011	ATE	
→					11.0101-5407.2 260011	ATE		
2.0 t 2.0 t	120	01/11→02/15	←	→ 51046733		11.0101-5407.2 260011	ATE	
	162	01/11→02/15	←	→ 06/12		11.0101-5407.2 260011	ATE	
			←	51046734→; → 06/12		11.0101-5407.2 260011	ATE	
			←	→ 06/12; Felgenreöße [Zoll]: 15		11.0101-5407.2 260011	ATE	
2.0 t	129	08/03→02/15	←	→ 51046733		11.0101-5407.2 260011	ATE	
			←	→ 06/12		11.0101-5407.2 260011	ATE	
			←	51046734→; → 06/12		11.0101-5407.2 260011	ATE	
			←	→ 06/12; Felgenreöße [Zoll]: 15		11.0101-5407.2 260011	ATE	
			→	→ 51049406		11.0101-5407.2 260011	ATE	
			→	→ 06/12		11.0101-5407.2 260011	ATE	
			→	51049407→; → 06/12		11.0101-5407.2 260011	ATE	
2.0 t	154	08/03→02/15	←	→ 51046733		11.0101-5407.2 260011	ATE	
			←	→ 41022027		11.0101-5407.2 260011	ATE	
			←	→ 06/12		11.0101-5407.2 260011	ATE	
			←	41022028→ 51046733		11.0101-5407.2 260011	ATE	
			←	→ 06/12; Felgenreöße [Zoll]: 15		11.0101-5407.2 260011	ATE	
			←	51046734→; → 06/12		11.0101-5407.2 260011	ATE	
			→	→ 51049406		11.0101-5407.2 260011	ATE	
			→	51049407→; → 06/12		11.0101-5407.2 260011	ATE	
2.8 Turbo V6	169	02/06→02/15	←	06/08→ 06/12		11.0101-5407.2 260011	ATE	
	→		06/08→ 06/12		11.0101-5407.2 260011	ATE		
2.8 Turbo V6 2.8 Turbo V6 2.8 Turbo V6 2.8 Turbo V6	184	02/06→02/15	←	→ 06/12		11.0101-5407.2 260011	ATE	
	188	12/07→02/15						
	203	02/09→02/15	→	→ 06/12		11.0101-5407.2 260011	ATE	
	206	02/09→02/15						
<b>Führungsbolzen, Bremssattel</b>								
1,8t 1.8 i 2.0 t	110	08/03→02/15		→ 06/12	2	11.8171-0008.1 990049	ATE	
	90	01/04→02/15		→ 51046733	2	11.8171-0008.1 990049	ATE	
	120	01/11→02/15						
2.0 t 2.0 t BioPower 2.0 t BioPower 2.0 t BioPower	162	01/11→02/15		51046734→; → 06/12	2	11.8171-0008.1 990049	ATE	
	120	01/11→02/15		→ 06/12; Felgenreöße [Zoll]: 15	2	11.8171-0008.1 990049	ATE	
	129	01/07→02/15						
1,8t BioPower 2.0 t BioPower	162	01/11→02/15						
	129	01/07→02/15		07/07→ 06/12; Felgenreöße [Zoll]: 15	2	11.8171-0008.1 990049	ATE	
	147	06/07→02/15		07/07→; → 51046733	2	11.8171-0008.1 990049	ATE	
				51046734→; → 06/12	2	11.8171-0008.1 990049	ATE	
1.9 TiD 1.9 TiD 1.9 TTiD 1.9 TTiD 1.9 TTiD	88	09/04→02/15		→ 06/12	2	11.8171-0008.1 990049	ATE	
				→ 06/12; Felgenreöße [Zoll]: 15	2	11.8171-0008.1 990049	ATE	
2.0	143	04/06→09/07		51046734→	2	11.8171-0008.1 990049	ATE	
				→ 51046733	2	11.8171-0008.1 990049	ATE	
					2	11.8171-0008.1 990049	ATE	
				Felgenreöße [Zoll]: 15	2	11.8171-0008.1 990049	ATE	
2.0 t	129	08/03→02/15		→ 51049406	2	11.8171-0008.1 990049	ATE	
				→ 06/12	2	11.8171-0008.1 990049	ATE	
↓								

### SAAB - 9-3 Cabriolet (YS3F) 08/03→02/15

#### Führungsbolzen, Bremsattel

2.0 t	129	08/03→02/15	→ 51046733	2	11.8171-0008.1	990049	ATE
			51049407→; → 06/12	2	11.8171-0008.1	990049	ATE
			51046734→; → 06/12	2	11.8171-0008.1	990049	ATE
			→ 06/12; Felgenreöße [Zoll]: 15	2	11.8171-0008.1	990049	ATE
2.0 t	154	08/03→02/15	→ 51049406	2	11.8171-0008.1	990049	ATE
			→ 41022027	2	11.8171-0008.1	990049	ATE
			→ 51046733	2	11.8171-0008.1	990049	ATE
			→ 06/12	2	11.8171-0008.1	990049	ATE
			51049407→; → 06/12	2	11.8171-0008.1	990049	ATE
			41022028→ 51046733	2	11.8171-0008.1	990049	ATE
			→ 06/12; Felgenreöße [Zoll]: 15	2	11.8171-0008.1	990049	ATE
2.8 Turbo V6	169	02/06→02/15	06/08→ 06/12	2	11.8171-0008.1	990049	ATE
2.8 Turbo V6	184	02/06→02/15	→ 06/12	2	11.8171-0008.1	990049	ATE
2.8 Turbo V6	188	12/07→02/15					
2.8 Turbo V6	203	02/09→02/15					
2.8 Turbo V6	206	02/09→02/15					

#### Dichtungssatz, Bremsattel

2.0 t	154	08/03→02/15	← → 41022027		11.0441-6008.2	250038	ATE für Kolben-Ø [mm]: 60
2.8 Turbo V6	169	02/06→02/15	← 06/08→ 06/12		11.0441-6008.2	250038	ATE für Kolben-Ø [mm]: 60
2.8 Turbo V6	184	02/06→02/15	← → 06/12		11.0441-6008.2	250038	ATE für Kolben-Ø [mm]: 60
2.8 Turbo V6	188	12/07→02/15					
2.8 Turbo V6	203	02/09→02/15					
2.8 Turbo V6	206	02/09→02/15					








#### Bremsschlauch








1,8t	110	08/03→02/15	← → 06/12	2	83.7807-0412.3	331098	L= 412
1.8 i	90	01/04→02/15					
1.9 TiD	88	09/04→02/15	→ → 06/12	2	24.5259-0315.3	330882	L= 315
1.9 TiD	110	01/06→02/15					
1.9 TTiD	96	12/07→02/15					
1.9 TTiD	118	12/07→02/15					
1.9 TTiD	132	12/07→02/15					
2.0 t	120	01/11→02/15					
2.0 t	129	08/03→02/15					
2.0 t	154	08/03→02/15					
2.0 t	162	01/11→02/15					
2.0 t BioPower	120	01/11→02/15					
2.0 t BioPower	129	01/07→02/15					
2.0 t BioPower	162	01/11→02/15					
2.8 Turbo V6	184	02/06→02/15					
2.8 Turbo V6	188	12/07→02/15					
2.8 Turbo V6	203	02/09→02/15					
2.8 Turbo V6	206	02/09→02/15					
1,8t BioPower	129	01/07→02/15	← 07/07→ 06/12	2	83.7807-0412.3	331098	L= 412
2.0 t BioPower	147	06/07→02/15	→ → 07/07→ 06/12	2	24.5259-0315.3	330882	L= 315
2.0	143	04/06→09/07	←	2	83.7807-0412.3	331098	L= 412
			→	2	24.5259-0315.3	330882	L= 315
2.8 Turbo V6	169	02/06→02/15	← 06/08→ 06/12	2	83.7807-0412.3	331098	L= 412
			→ 06/08→ 06/12	2	24.5259-0315.3	330882	L= 315








### SAAB - 9-3 Kombi (E50) 03/05→02/15

#### Bremsattel

1.8 i	90	03/05→02/15	← □; → 06/12; Felgenreöße [Zoll]: 15; nur paarweise austauschen		24.3571-9781.5	240984	ATE - Halter
1.8t 2.0	110	03/05→02/15					
1.9 TiD	88	03/05→02/15	← □; → 06/12; Felgenreöße [Zoll]: 15; nur paarweise austauschen		24.3571-9782.5	240985	ATE - Halter
1.9 TiD	110	03/05→02/15					
2.0 t	110	03/05→02/15					
2.0 t	120	01/07→02/15	← □; → 06/12; Felgenreöße [Zoll]: 17		24.3576-9945.5	241040	ATE - Halter
2.0 t	129	03/05→02/15					
2.0 t BioPower	110	01/07→02/15	← □; → 06/12; Felgenreöße [Zoll]: 17		24.3576-9946.5	241041	ATE - Halter
2.0 t BioPower	120	01/11→02/15	→ □; → 06/12		24.3387-7003.5	241101	ATE - Halter
2.0 t BioPower	129	01/07→02/15					
2.0 t BioPower	162	01/11→02/15	→ □; → 06/12		24.3387-7004.5	241102	ATE - Halter
2.0 t Bio Power	147	02/09→02/15					
2.0 t BioPower XWD	120	01/07→02/15					
2.0 t BioPower XWD	162	01/11→02/15					
2.0 t Bio Power XWD	154	06/08→02/15					
2.0 t XWD	120	01/07→02/15					
2.0 t XWD	162	01/11→02/15					
↓							

	kw			 	! #		
<b>SAAB - 9-3 Kombi (E50) 03/05→02/15</b>							
<b>Bremssattel</b>							
1.9 TTiD	96	12/07→02/15	←	☐; → 06/12; 16" plus		11.9606-9972.2 220590	ATE - Halter
1.9 TTiD	118	12/07→02/15	←	☐; → 06/12; Felgengröße [Zoll]: 15; nur paarweise austauschen		24.3571-9781.5 240984	ATE - Halter
1.9 TTiD	132	12/07→02/15	←	☐; → 06/12; Felgengröße [Zoll]: 15; nur paarweise austauschen		24.3571-9782.5 240985	ATE - Halter
			←	☐; → 06/12; Felgengröße [Zoll]: 17		24.3576-9945.5 241040	ATE - Halter
			←	☐; → 06/12; Felgengröße [Zoll]: 17		24.3576-9946.5 241041	ATE - Halter
			→	☐; → 06/12		24.3387-7003.5 241101	ATE - Halter
			→	☐; → 06/12		24.3387-7004.5 241102	ATE - Halter
2.0 t	147	02/09→02/15	←	☐; → 06/12; 16" plus		11.9606-9972.2 220590	ATE - Halter
2.0 t	162	01/11→02/15	←	☐; → 06/12; Felgengröße [Zoll]: 15; nur paarweise austauschen		24.3571-9781.5 240984	ATE - Halter
2.0 t	177	05/09→02/15	←	☐; → 06/12; Felgengröße [Zoll]: 15; nur paarweise austauschen		24.3571-9782.5 240985	ATE - Halter
2.0 t XWD	177	05/09→02/15	←	☐; → 06/12; Felgengröße [Zoll]: 17		24.3576-9945.5 241040	ATE - Halter
			←	☐; → 06/12; Felgengröße [Zoll]: 17		24.3576-9946.5 241041	ATE - Halter
			→	☐; 93171501→; → 06/12		11.9387-7006.2 220570	ATE - Halter
			→	☐; 93171501→; → 06/12		24.3387-7005.5 241086	ATE - Halter
			→	☐; → 93171500		24.3407-7003.5 241105	ATE - Halter
			→	☐; → 93171500		24.3407-7004.5 241106	ATE - Halter
2.0 t	154	03/05→02/15	←	☐; 01/06→ 06/12; 16" plus		11.9606-9972.2 220590	ATE - Halter
2.8 Turbo V6	169	03/05→02/15	←	☐; → 12/05; Felgengröße [Zoll]: 16		24.3571-9779.5 241098	ATE - Halter
2.8 Turbo V6	184	03/05→02/15	←	☐; → 12/05; Felgengröße [Zoll]: 16		24.3571-9780.5 241099	ATE - Halter
			→	☐; 93171501→; → 06/12		11.9387-7006.2 220570	ATE - Halter
			→	☐; 93171501→; → 06/12		24.3387-7005.5 241086	ATE - Halter
			→	☐; → 93171500		24.3407-7003.5 241105	ATE - Halter
			→	☐; → 93171500		24.3407-7004.5 241106	ATE - Halter
2.0 t XWD	154	06/08→02/15	←	☐; 07/08→ 06/12; 16" plus		11.9606-9972.2 220590	ATE - Halter
			←	☐; → 06/12; Felgengröße [Zoll]: 15; nur paarweise austauschen		24.3571-9781.5 240984	ATE - Halter
			←	☐; → 06/12; Felgengröße [Zoll]: 15; nur paarweise austauschen		24.3571-9782.5 240985	ATE - Halter
			←	☐; → 06/12; Felgengröße [Zoll]: 17		24.3576-9945.5 241040	ATE - Halter
			←	☐; → 06/12; Felgengröße [Zoll]: 17		24.3576-9946.5 241041	ATE - Halter
			→	☐; 93171501→; → 06/12		11.9387-7006.2 220570	ATE - Halter
			→	☐; 93171501→; → 06/12		24.3387-7005.5 241086	ATE - Halter
			→	☐; 07/08→; → 93171500		24.3407-7003.5 241105	ATE - Halter
			→	☐; 07/08→; → 93171500		24.3407-7004.5 241106	ATE - Halter
2.8 Turbo V6	188	12/07→02/15	←	☐; → 06/12; 16" plus		11.9606-9972.2 220590	ATE - Halter
2.8 Turbo V6	203	05/08→02/15	→	☐; 93171501→; → 06/12		11.9387-7006.2 220570	ATE - Halter
2.8 Turbo V6	206	05/08→02/15	→	☐; 93171501→; → 06/12		24.3387-7005.5 241086	ATE - Halter
			→	☐; → 93171500		24.3407-7003.5 241105	ATE - Halter
			→	☐; → 93171500		24.3407-7004.5 241106	ATE - Halter
2.8 Turbo V6 XWD	206	05/08→12/11	←	☐; 16" plus		11.9606-9972.2 220590	ATE - Halter
			→	☐; 93171501→		11.9387-7006.2 220570	ATE - Halter
			→	☐; 93171501→		24.3387-7005.5 241086	ATE - Halter
			→	☐; → 93171500		24.3407-7003.5 241105	ATE - Halter
			→	☐; → 93171500		24.3407-7004.5 241106	ATE - Halter
<b>Halter, Bremssattel</b>							
1.8 i	90	03/05→02/15	→	→ 06/12		11.8170-0633.1 260117	ATE
1.8t 2.0	110	03/05→02/15					
1.9 TiD	88	03/05→02/15					
1.9 TiD	110	03/05→02/15					
1.9 TTiD	96	12/07→02/15					
1.9 TTiD	118	12/07→02/15					
1.9 TTiD	132	12/07→02/15					
2.0 t	110	03/05→02/15					
2.0 t	120	01/07→02/15					
2.0 t	129	03/05→02/15					
↓							

	kw			 	! #		
<b>SAAB - 9-3 Kombi (E50) 03/05→02/15</b>							
<b>Halter, Bremssattel</b>							
2.0 t BioPower	110	01/07→02/15	➡	→ 06/12		11.8170-0633.1	260117 ATE
2.0 t BioPower	120	01/11→02/15					
2.0 t BioPower	129	01/07→02/15					
2.0 t BioPower	162	01/11→02/15					
2.0 t Bio Power	147	02/09→02/15					
2.0 t BioPower XWD	120	01/07→02/15					
2.0 t BioPower XWD	162	01/11→02/15					
2.0 t Bio Power XWD	154	06/08→02/15					
2.0 t XWD	120	01/07→02/15					
2.0 t XWD	162	01/11→02/15					
<b>Feder, Bremssattel</b>							
1.8 i	90	03/05→02/15	⬅	→ 06/12; Felgenreöße [Zoll]: 15	2	11.8116-0356.1	390586 ATE
1.8t 2.0	110	03/05→02/15					
1.9 TiD	88	03/05→02/15	⬅	→ 06/12	2	11.8116-0410.2	390589 ATE
1.9 TiD	110	03/05→02/15	➡	→ 06/12	2	11.8116-0340.1	390595 ATE
2.0 t	110	03/05→02/15					
2.0 t	120	01/07→02/15					
2.0 t	129	03/05→02/15					
2.0 t BioPower	110	01/07→02/15					
2.0 t BioPower	120	01/11→02/15					
2.0 t BioPower	129	01/07→02/15					
2.0 t Bio Power	147	02/09→02/15					
2.0 t BioPower XWD	120	01/07→02/15					
2.0 t BioPower XWD	162	01/11→02/15					
2.0 t Bio Power XWD	154	06/08→02/15					
2.0 t XWD	120	01/07→02/15					
2.0 t XWD	162	01/11→02/15					
1.9 TTiD	96	12/07→02/15	⬅	→ 06/12	2	11.8116-0345.2	390596 ATE
1.9 TTiD	118	12/07→02/15				11.8116-0410.2	390589 ATE
1.9 TTiD	132	12/07→02/15	⬅	→ 06/12; Felgenreöße [Zoll]: 15	2	11.8116-0356.1	390586 ATE
			➡	→ 06/12	2	11.8116-0340.1	390595 ATE
2.0 t	147	02/09→02/15	⬅	→ 06/12	2	11.8116-0345.2	390596 ATE
2.0 t	162	01/11→02/15	➡	→ 06/12	2	11.8116-0340.1	390595 ATE
2.0 t	177	05/09→02/15	➡	93171501→; → 06/12	2	11.8116-0340.1	390595 ATE
2.0 t XWD	177	05/09→02/15	➡	→ 93171500	2	11.8116-0340.1	390595 ATE
2.8 Turbo V6	188	12/07→02/15					
2.8 Turbo V6	203	05/08→02/15					
2.8 Turbo V6	206	05/08→02/15					
2.0 t	154	03/05→02/15	⬅	01/06→ 06/12	2	11.8116-0345.2	390596 ATE
2.8 Turbo V6	169	03/05→02/15	⬅	→ 12/05	2	11.8116-0356.1	390586 ATE
2.8 Turbo V6	184	03/05→02/15	➡	93171501→; → 06/12	2	11.8116-0340.1	390595 ATE
			➡	→ 93171500	2	11.8116-0340.1	390595 ATE
2.0 t BioPower	162	01/11→02/15	⬅	→ 06/12; Felgenreöße [Zoll]: 15	2	11.8116-0356.1	390586 ATE
			➡	→ 06/12	2	11.8116-0340.1	390595 ATE
2.0 t XWD	154	06/08→02/15	⬅	07/08→ 06/12	2	11.8116-0345.2	390596 ATE
			➡	07/08→; → 93171500	2	11.8116-0340.1	390595 ATE
			➡	93171501→; → 06/12	2	11.8116-0340.1	390595 ATE
2.8 Turbo V6 XWD	206	05/08→12/11	⬅		2	11.8116-0345.2	390596 ATE
			➡	→ 93171500	2	11.8116-0340.1	390595 ATE
			➡	93171501→	2	11.8116-0340.1	390595 ATE
<b>Führungshülensatz, Bremssattel</b>							
1.8 i	90	03/05→02/15	⬅	→ 06/12		11.0101-5407.2	260011 ATE
1.8t 2.0	110	03/05→02/15					
1.9 TiD	88	03/05→02/15	⬅	→ 06/12; Felgenreöße [Zoll]: 15		11.0101-5407.2	260011 ATE
1.9 TiD	110	03/05→02/15	➡	→ 06/12		11.0101-5407.2	260011 ATE
1.9 TTiD	96	12/07→02/15					
1.9 TTiD	118	12/07→02/15					
1.9 TTiD	132	12/07→02/15					
2.0 t	110	03/05→02/15					
2.0 t	120	01/07→02/15					
2.0 t	129	03/05→02/15					
2.0 t BioPower	110	01/07→02/15					
2.0 t BioPower	120	01/11→02/15					
2.0 t BioPower	129	01/07→02/15					
2.0 t Bio Power	147	02/09→02/15					
2.0 t BioPower XWD	120	01/07→02/15					
2.0 t BioPower XWD	162	01/11→02/15					
2.0 t Bio Power XWD	154	06/08→02/15					
2.0 t XWD	120	01/07→02/15					
2.0 t XWD	162	01/11→02/15					
2.0 t	147	02/09→02/15	⬅	→ 06/12		11.0101-5407.2	260011 ATE
2.0 t	162	01/11→02/15					
↓							

	kW			 	! #		
<b>SAAB - 9-3 Kombi (E50) 03/05→02/15</b>							
<b>Führungshülzensatz, Bremssattel</b>							
2.0 t	177	05/09→02/15	➡	93171501→; → 06/12		11.0101-5407.2 260011	ATE
2.0 t XWD	177	05/09→02/15	➡	→ 93171500		11.0101-5407.2 260011	ATE
2.8 Turbo V6	188	12/07→02/15	➡				
2.8 Turbo V6	203	05/08→02/15	➡				
2.8 Turbo V6	206	05/08→02/15	➡				
2.0 t	154	03/05→02/15	⬅	01/06→ 06/12		11.0101-5407.2 260011	ATE
2.8 Turbo V6	169	03/05→02/15	⬅	→ 12/05		11.0101-5407.2 260011	ATE
2.8 Turbo V6	184	03/05→02/15	➡	93171501→; → 06/12		11.0101-5407.2 260011	ATE
			➡	→ 93171500		11.0101-5407.2 260011	ATE
2.0 t BioPower	162	01/11→02/15	⬅	→ 06/12; Felgengröße [Zoll]: 15		11.0101-5407.2 260011	ATE
			➡	→ 06/12		11.0101-5407.2 260011	ATE
2.0 t XWD	154	06/08→02/15	⬅	07/08→ 06/12		11.0101-5407.2 260011	ATE
			➡	93171501→; → 06/12		11.0101-5407.2 260011	ATE
			➡	07/08→; → 93171500		11.0101-5407.2 260011	ATE
2.8 Turbo V6 XWD	206	05/08→12/11	⬅			11.0101-5407.2 260011	ATE
			➡	→ 93171500		11.0101-5407.2 260011	ATE
			➡	93171501→		11.0101-5407.2 260011	ATE
<b>Führungsbolzen, Bremssattel</b>							
1.8 i	90	03/05→02/15		→ 06/12	2	11.8171-0008.1 990049	ATE
1.8t 2.0	110	03/05→02/15	⬅	→ 06/12; Felgengröße [Zoll]: 15	2	11.8171-0008.1 990049	ATE
1.9 TiD	88	03/05→02/15	⬅				
1.9 TiD	110	03/05→02/15	➡	→ 06/12	2	11.8171-0008.1 990049	ATE
2.0 t	110	03/05→02/15					
2.0 t	120	01/07→02/15					
2.0 t	129	03/05→02/15					
2.0 t BioPower	110	01/07→02/15					
2.0 t BioPower	120	01/11→02/15					
2.0 t BioPower	129	01/07→02/15					
2.0 t Bio Power	147	02/09→02/15					
2.0 t BioPower XWD	120	01/07→02/15					
2.0 t BioPower XWD	162	01/11→02/15					
2.0 t Bio Power XWD	154	06/08→02/15					
2.0 t XWD	120	01/07→02/15					
2.0 t XWD	162	01/11→02/15					
1.9 TTiD	96	12/07→02/15		→ 06/12	2	11.8171-0008.1 990049	ATE
1.9 TTiD	118	12/07→02/15	⬅	→ 06/12; Felgengröße [Zoll]: 15	2	11.8171-0008.1 990049	ATE
1.9 TTiD	132	12/07→02/15	⬅	→ 06/12	2	11.8171-0008.1 990049	ATE
			➡	→ 06/12	2	11.8171-0008.1 990049	ATE
2.0 t	147	02/09→02/15	⬅	→ 06/12	2	11.8171-0008.1 990049	ATE
2.0 t	162	01/11→02/15	➡				
2.0 t	177	05/09→02/15	➡	93171501→; → 06/12	2	11.8171-0008.1 990049	ATE
2.0 t XWD	177	05/09→02/15	➡	→ 93171500	2	11.8171-0008.1 990049	ATE
2.8 Turbo V6	188	12/07→02/15					
2.8 Turbo V6	203	05/08→02/15					
2.8 Turbo V6	206	05/08→02/15					
2.0 t	154	03/05→02/15	⬅	01/06→ 06/12	2	11.8171-0008.1 990049	ATE
2.8 Turbo V6	169	03/05→02/15	⬅	→ 12/05	2	11.8171-0008.1 990049	ATE
2.8 Turbo V6	184	03/05→02/15	➡	93171501→; → 06/12	2	11.8171-0008.1 990049	ATE
			➡	→ 93171500	2	11.8171-0008.1 990049	ATE
2.0 t BioPower	162	01/11→02/15	⬅	→ 06/12; Felgengröße [Zoll]: 15	2	11.8171-0008.1 990049	ATE
			➡	→ 06/12	2	11.8171-0008.1 990049	ATE
2.0 t XWD	154	06/08→02/15	⬅	07/08→ 06/12	2	11.8171-0008.1 990049	ATE
			➡	07/08→; → 93171500	2	11.8171-0008.1 990049	ATE
			➡	93171501→; → 06/12	2	11.8171-0008.1 990049	ATE
2.8 Turbo V6 XWD	206	05/08→12/11	⬅		2	11.8171-0008.1 990049	ATE
			➡	→ 93171500	2	11.8171-0008.1 990049	ATE
			➡	93171501→	2	11.8171-0008.1 990049	ATE
<b>Dichtungssatz, Bremssattel</b>							
1.9 TTiD	96	12/07→02/15	⬅	→ 06/12		11.0441-6008.2 250038	ATE für Kolben-Ø [mm]: 60
1.9 TTiD	118	12/07→02/15					
1.9 TTiD	132	12/07→02/15					
2.0 t	147	02/09→02/15					
2.0 t	162	01/11→02/15					
2.0 t	177	05/09→02/15					
2.0 t XWD	177	05/09→02/15					
↓							



**SAAB - 9-3 Kombi (E50) 03/05→02/15**

**Dichtungssatz, Bremssattel**

2.8 Turbo V6	188	12/07→02/15	←	→ 06/12		11.0441-6008.2	250038	ATE für Kolben-Ø [mm]: 60
2.8 Turbo V6	203	05/08→02/15						
2.8 Turbo V6	206	05/08→02/15						
2.0 t	154	03/05→02/15	←	01/06→ 06/12		11.0441-6008.2	250038	ATE für Kolben-Ø [mm]: 60
2.8 Turbo V6	169	03/05→02/15						
2.8 Turbo V6	184	03/05→02/15						
2.0 t XWD	154	06/08→02/15	←	07/08→ 06/12		11.0441-6008.2	250038	ATE für Kolben-Ø [mm]: 60
2.8 Turbo V6 XWD	206	05/08→12/11	←			11.0441-6008.2	250038	ATE für Kolben-Ø [mm]: 60

**Bremsschlauch**

1.8 i	90	03/05→02/15	←	→ 06/12	2	83.7807-0412.3	331098	L= 412
1.8t 2.0	110	03/05→02/15						
1.9 TiD	88	03/05→02/15	→	→ 06/12	2	24.5259-0315.3	330882	L= 315
1.9 TiD	110	03/05→02/15						
1.9 TTiD	96	12/07→02/15						
1.9 TTiD	118	12/07→02/15						
1.9 TTiD	132	12/07→02/15						
2.0 t	110	03/05→02/15						
2.0 t	120	01/07→02/15						
2.0 t	129	03/05→02/15						
2.0 t	147	02/09→02/15						
2.0 t	154	03/05→02/15						
2.0 t	162	01/11→02/15						
2.0 t	177	05/09→02/15						
2.0 t BioPower	110	01/07→02/15						
2.0 t BioPower	120	01/11→02/15						
2.0 t BioPower	129	01/07→02/15						
2.0 t BioPower	162	01/11→02/15						
2.0 t Bio Power	147	02/09→02/15						
2.0 t BioPower XWD	120	01/07→02/15						
2.0 t BioPower XWD	162	01/11→02/15						
2.0 t Bio Power XWD	154	06/08→02/15						
2.0 t XWD	120	01/07→02/15						
2.0 t XWD	162	01/11→02/15						
2.0 t XWD	177	05/09→02/15						
2.8 Turbo V6	169	03/05→02/15						
2.8 Turbo V6	184	03/05→02/15						
2.8 Turbo V6	188	12/07→02/15						
2.8 Turbo V6	203	05/08→02/15						
2.8 Turbo V6	206	05/08→02/15						
2.0 t XWD	154	06/08→02/15	←	07/08→ 06/12	2	83.7807-0412.3	331098	L= 412
			→	07/08→ 06/12	2	24.5259-0315.3	330882	L= 315
2.8 Turbo V6 XWD	206	05/08→12/11	←		2	83.7807-0412.3	331098	L= 412
			→		2	24.5259-0315.3	330882	L= 315











**SAAB - 9-3X (YS3) 02/09→02/15**

**Bremssattel**









1.9 TTiD AWD	132	02/09→12/12	←	☐; 03/09→ 06/12; 16" plus		11.9606-9972.2	220590	ATE - Halter
2.0 t BioPower XWD	154	02/09→12/12	←	☐; 03/09→ 06/12; Felgenreöße [Zoll]: 16		24.3571-9779.5	241098	ATE - Halter
2.0 t XWD	154	02/09→02/15	←	☐; 03/09→ 06/12; Felgenreöße [Zoll]: 16		24.3571-9780.5	241099	ATE - Halter
			←	☐; 03/09→ 06/12; Felgenreöße [Zoll]: 15; nur paarweise austauschen		24.3571-9781.5	240984	ATE - Halter
			←	☐; 03/09→ 06/12; Felgenreöße [Zoll]: 15; nur paarweise austauschen		24.3571-9782.5	240985	ATE - Halter
			←	☐; 03/09→ 06/12; Felgenreöße [Zoll]: 17		24.3576-9945.5	241040	ATE - Halter
			←	☐; 03/09→ 06/12; Felgenreöße [Zoll]: 17		24.3576-9946.5	241041	ATE - Halter
			→	☐; 03/09→ 06/12; nicht für Felgenreöße [Zoll]: 15		11.9387-7006.2	220570	ATE - Halter
			→	☐; 03/09→ 06/12; Felgenreöße [Zoll]: 15		24.3387-7003.5	241101	ATE - Halter
			→	☐; 03/09→ 06/12; Felgenreöße [Zoll]: 15		24.3387-7004.5	241102	ATE - Halter
			→	☐; 03/09→ 06/12; Felgenreöße [Zoll]: 16		24.3387-7005.5	241086	ATE - Halter
2.0 t BioPower XWD	162	01/11→12/12	←	☐; → 06/12; 16" plus		11.9606-9972.2	220590	ATE - Halter
			←	☐; → 06/12; Felgenreöße [Zoll]: 16		24.3571-9779.5	241098	ATE - Halter
			←	☐; → 06/12; Felgenreöße [Zoll]: 16		24.3571-9780.5	241099	ATE - Halter
			←	☐; → 06/12; Felgenreöße [Zoll]: 15; nur paarweise austauschen		24.3571-9781.5	240984	ATE - Halter
			←	☐; → 06/12; Felgenreöße [Zoll]: 15; nur paarweise austauschen		24.3571-9782.5	240985	ATE - Halter


























	kw					! #		
<b>SAAB - 9-3X (YS3) 02/09→02/15</b>								
 <b>Bremssattel</b>								
2.0 t BioPower XWD	162	01/11→12/12	←	☐; → 06/12; Felgenreöße [Zoll]: 17		24.3576-9945.5	241040	ATE - Halter
			←	☐; → 06/12; Felgenreöße [Zoll]: 17		24.3576-9946.5	241041	ATE - Halter
			→	☐; → 06/12; nicht für Felgenreöße [Zoll]: 15		11.9387-7006.2	220570	ATE - Halter
			→	☐; → 06/12; Felgenreöße [Zoll]: 15		24.3387-7003.5	241101	ATE - Halter
			→	☐; → 06/12; Felgenreöße [Zoll]: 15		24.3387-7004.5	241102	ATE - Halter
			→	☐; → 06/12; Felgenreöße [Zoll]: 16		24.3387-7005.5	241086	ATE - Halter
<b>Halter, Bremssattel</b>								
1.9 TTiD AWD	132	02/09→12/12	→	03/09→ 06/12; Felgenreöße [Zoll]: 15		11.8170-0633.1	260117	ATE
2.0 t BioPower XWD	154	02/09→12/12						
2.0 t XWD	154	02/09→02/15						
2.0 t BioPower XWD	162	01/11→12/12	→	→ 06/12; Felgenreöße [Zoll]: 15		11.8170-0633.1	260117	ATE
<b>Feder, Bremssattel</b>								
1.9 TTiD AWD	132	02/09→12/12		03/09→ 06/12	2	11.8116-0340.1	390595	ATE
2.0 t BioPower XWD	154	02/09→12/12				11.8116-0345.2	390596	ATE
2.0 t XWD	154	02/09→02/15				11.8116-0410.2	390589	ATE
			←	03/09→ 06/12; Felgenreöße [Zoll]: 15; GG	2	11.8116-0356.1	390586	ATE
			←	03/09→ 06/12	2	11.8116-0356.1	390586	ATE
2.0 t BioPower XWD	162	01/11→12/12		→ 06/12	2	11.8116-0340.1	390595	ATE
						11.8116-0345.2	390596	ATE
						11.8116-0410.2	390589	ATE
			←	→ 06/12; Felgenreöße [Zoll]: 15	2	11.8116-0356.1	390586	ATE
			←	→ 06/12	2	11.8116-0356.1	390586	ATE
<b>Führungshülzensatz, Bremssattel</b>								
1.9 TTiD AWD	132	02/09→12/12	←	03/09→ 06/12		11.0101-5407.2	260011	ATE
2.0 t BioPower XWD	154	02/09→12/12	←	03/09→ 06/12; Felgenreöße [Zoll]: 15		11.0101-5407.2	260011	ATE
2.0 t XWD	154	02/09→02/15	→	03/09→ 06/12		11.0101-5407.2	260011	ATE
2.0 t BioPower XWD	162	01/11→12/12	←	→ 06/12		11.0101-5407.2	260011	ATE
			←	→ 06/12; Felgenreöße [Zoll]: 15		11.0101-5407.2	260011	ATE
			→	→ 06/12		11.0101-5407.2	260011	ATE
<b>Führungsbolzen, Bremssattel</b>								
1.9 TTiD AWD	132	02/09→12/12		03/09→ 06/12; Felgenreöße [Zoll]: 15	2	11.8171-0008.1	990049	ATE
2.0 t BioPower XWD	154	02/09→12/12		03/09→ 06/12	2	11.8171-0008.1	990049	ATE
2.0 t XWD	154	02/09→02/15						
2.0 t BioPower XWD	162	01/11→12/12		→ 06/12	2	11.8171-0008.1	990049	ATE
				→ 06/12; Felgenreöße [Zoll]: 15	2	11.8171-0008.1	990049	ATE
<b>Dichtungssatz, Bremssattel</b>								
1.9 TTiD AWD	132	02/09→12/12	←	03/09→ 06/12		11.0441-6008.2	250038	ATE für Kolben-Ø [mm]: 60
2.0 t BioPower XWD	154	02/09→12/12						
2.0 t XWD	154	02/09→02/15						
2.0 t BioPower XWD	162	01/11→12/12	←	→ 06/12		11.0441-6008.2	250038	ATE für Kolben-Ø [mm]: 60
 <b>Bremsschlauch</b>								
1.9 TTiD AWD	132	02/09→12/12	←	03/09→ 06/12	2	83.7807-0412.3	331098	L= 412
2.0 t BioPower XWD	154	02/09→12/12						
2.0 t XWD	154	02/09→02/15						
2.0 t BioPower XWD	162	01/11→12/12	←	→ 06/12	2	83.7807-0412.3	331098	L= 412
<b>SAAB - 9-5 (YS3E) 09/97→12/09</b>								
 <b>Bremssattel</b>								
1.9 TiD	110	01/06→12/09	←	☐; Felgenreöße [Zoll]: 15		24.3571-1783.5	240751	ATE - Halter
2.2 TiD	88	03/02→12/09	←	☐; Felgenreöße [Zoll]: 15		24.3571-1784.5	240752	ATE - Halter
			→	☐; Felgenreöße [Zoll]: 15		24.3381-9957.5	240665	ATE - Halter
			→	☐; Felgenreöße [Zoll]: 15		24.3381-9958.5	240666	ATE - Halter
2.0 t	110	09/97→12/09	←	☐; → 12/98; Felgenreöße [Zoll]: 15		24.3571-1761.5	240461	ATE - Halter
2.3 t	125	09/97→12/09	←	☐; → X3020000; Felgenreöße [Zoll]: 15		24.3571-1761.5	240461	ATE - Halter
			←	☐; → X3020000; Felgenreöße [Zoll]: 15		24.3571-1762.5	240462	ATE - Halter
↓								










	kw			 	! #		
<b>SAAB - 9-5 (YS3E) 09/97→12/09</b>							
 <b>Bremssattel</b>							
2.0 t 2.3 t	110 125	09/97→12/09 09/97→12/09	←	☐; → 12/98; Felgenreöße [Zoll]: 15	24.3571-1762.5	240462	ATE - Halter
			←	☐; X3020001→; → 12/01; Felgenreöße [Zoll]: 15	24.3571-1783.5	240751	ATE - Halter
			←	☐; 01/99→ 12/01; Felgenreöße [Zoll]: 15	24.3571-1783.5	240751	ATE - Halter
			←	☐; 01/02→; Felgenreöße [Zoll]: 15	24.3571-1783.5	240751	ATE - Halter
			←	☐; 01/99→ 12/01; Felgenreöße [Zoll]: 15	24.3571-1784.5	240752	ATE - Halter
			←	☐; X3020001→; → 12/01; Felgenreöße [Zoll]: 15	24.3571-1784.5	240752	ATE - Halter
			←	☐; 01/02→; Felgenreöße [Zoll]: 15	24.3571-1784.5	240752	ATE - Halter
			→	☐; X3025752→; Felgenreöße [Zoll]: 15	24.3381-9957.5	240665	ATE - Halter
→	☐; X3025752→; Felgenreöße [Zoll]: 15	24.3381-9958.5	240666	ATE - Halter			
2.0 t	136	07/00→12/09	←	☐; X3020001→; → 12/01; Felgenreöße [Zoll]: 15	24.3571-1783.5	240751	ATE - Halter
			←	☐; Felgenreöße [Zoll]: 15	24.3571-1783.5	240751	ATE - Halter
			←	☐; → 12/01; Felgenreöße [Zoll]: 15	24.3571-1783.5	240751	ATE - Halter
			←	☐; → 12/01; Felgenreöße [Zoll]: 15	24.3571-1784.5	240752	ATE - Halter
			←	☐; X3020001→; → 12/01; Felgenreöße [Zoll]: 15	24.3571-1784.5	240752	ATE - Halter
			←	☐; Felgenreöße [Zoll]: 15	24.3571-1784.5	240752	ATE - Halter
			→	☐; X3025752→; Felgenreöße [Zoll]: 15	24.3381-9957.5	240665	ATE - Halter
			→	☐; X3025752→; Felgenreöße [Zoll]: 15	24.3381-9958.5	240666	ATE - Halter
2.0 t BioPower	110	01/05→12/09	←	☐; Felgenreöße [Zoll]: 15	24.3571-1783.5	240751	ATE - Halter
			←	☐; Felgenreöße [Zoll]: 15	24.3571-1784.5	240752	ATE - Halter
			→	☐; X3025752→; Felgenreöße [Zoll]: 15	24.3381-9957.5	240665	ATE - Halter
			→	☐; X3025752→; Felgenreöße [Zoll]: 15	24.3381-9958.5	240666	ATE - Halter
2.0 Turbo SE	141	10/98→07/00	←	☐; → 12/98; Felgenreöße [Zoll]: 15	24.3571-1761.5	240461	ATE - Halter
			←	☐; → X3020000; Felgenreöße [Zoll]: 15	24.3571-1761.5	240461	ATE - Halter
			←	☐; → X3020000; Felgenreöße [Zoll]: 15	24.3571-1762.5	240462	ATE - Halter
			←	☐; → 12/98; Felgenreöße [Zoll]: 15	24.3571-1762.5	240462	ATE - Halter
			←	☐; X3020001→; Felgenreöße [Zoll]: 15	24.3571-1783.5	240751	ATE - Halter
			←	☐; 01/99→; Felgenreöße [Zoll]: 15	24.3571-1783.5	240751	ATE - Halter
			←	☐; 01/00→; Felgenreöße [Zoll]: 16	24.3571-1783.5	240751	ATE - Halter
			←	☐; 01/00→; Felgenreöße [Zoll]: 16	24.3571-1784.5	240752	ATE - Halter
			←	☐; X3020001→; Felgenreöße [Zoll]: 15	24.3571-1784.5	240752	ATE - Halter
			←	☐; 01/99→; Felgenreöße [Zoll]: 15	24.3571-1784.5	240752	ATE - Halter
			→	☐; X3025752→; Felgenreöße [Zoll]: 15	24.3381-9957.5	240665	ATE - Halter
			→	☐; X3025752→; Felgenreöße [Zoll]: 15	24.3381-9958.5	240666	ATE - Halter
2.3 t	136	01/01→12/09	←	☐; → 12/01; Felgenreöße [Zoll]: 15	24.3571-1783.5	240751	ATE - Halter
			←	☐; X3020001→; → 12/01; Felgenreöße [Zoll]: 15	24.3571-1783.5	240751	ATE - Halter
			←	☐; 01/02→; Felgenreöße [Zoll]: 15	24.3571-1783.5	240751	ATE - Halter
			←	☐; X3020001→; → 12/01; Felgenreöße [Zoll]: 15	24.3571-1784.5	240752	ATE - Halter
			←	☐; 01/02→; Felgenreöße [Zoll]: 15	24.3571-1784.5	240752	ATE - Halter
			←	☐; → 12/01; Felgenreöße [Zoll]: 15	24.3571-1784.5	240752	ATE - Halter
			→	☐; Felgenreöße [Zoll]: 15	24.3381-9957.5	240665	ATE - Halter
			→	☐; Felgenreöße [Zoll]: 15	24.3381-9958.5	240666	ATE - Halter
2.3 Turbo	162	07/03→12/09	←	☐; Felgenreöße [Zoll]: 16	24.3571-1783.5	240751	ATE - Halter
			←	☐; 43510123→; Felgenreöße [Zoll]: 15	24.3571-1783.5	240751	ATE - Halter
			←	☐; Felgenreöße [Zoll]: 15	24.3571-1783.5	240751	ATE - Halter
			←	☐; Felgenreöße [Zoll]: 16	24.3571-1784.5	240752	ATE - Halter
			←	☐; 43510123→; Felgenreöße [Zoll]: 15	24.3571-1784.5	240752	ATE - Halter
			←	☐; Felgenreöße [Zoll]: 15	24.3571-1784.5	240752	ATE - Halter
			→	☐; Felgenreöße [Zoll]: 15	24.3381-9957.5	240665	ATE - Halter
			→	☐; Felgenreöße [Zoll]: 15	24.3381-9958.5	240666	ATE - Halter
2.3 Turbo ↓	169	10/99→09/01	←	☐; Felgenreöße [Zoll]: 16	24.3571-1783.5	240751	ATE - Halter












	kw			 	! #			
<b>SAAB - 9-5 (YS3E) 09/97→12/09</b>								
<b>Bremssattel</b>								
2.3 Turbo	169	10/99→09/01	←	☐; Felgengröße [Zoll]: 16		24.3571-1784.5	240752	ATE - Halter
			→	☐; Felgengröße [Zoll]: 15		24.3381-9957.5	240665	ATE - Halter
			→	☐; Felgengröße [Zoll]: 15		24.3381-9958.5	240666	ATE - Halter
2.3 Turbo	184	09/01→12/09	←	☐; 01/02→; Felgengröße [Zoll]: 16		24.3571-1783.5	240751	ATE - Halter
			←	☐; → 12/01; Felgengröße [Zoll]: 16		24.3571-1783.5	240751	ATE - Halter
			←	☐; → 12/01; Felgengröße [Zoll]: 16		24.3571-1784.5	240752	ATE - Halter
			←	☐; 01/02→; Felgengröße [Zoll]: 16		24.3571-1784.5	240752	ATE - Halter
			→	☐; 01/02→; Felgengröße [Zoll]: 16		11.3401-0056.2	220520	ATE + Halter
			→	☐; 01/02→; → 53500056; Felgengröße [Zoll]: 16		11.3401-0056.2	220520	ATE + Halter
			→	☐; 53500057→; Felgengröße [Zoll]: 15		24.3381-9957.5	240665	ATE - Halter
			→	☐; → 12/01; Felgengröße [Zoll]: 15		24.3381-9957.5	240665	ATE - Halter
			→	☐; 53500057→; Felgengröße [Zoll]: 15		24.3381-9958.5	240666	ATE - Halter
			→	☐; → 12/01; Felgengröße [Zoll]: 15		24.3381-9958.5	240666	ATE - Halter
			→	☐; 01/02→; → 53500056; Felgengröße [Zoll]: 16		24.3401-0055.5	241143	ATE + Halter
			→	☐; 01/02→; Felgengröße [Zoll]: 16		24.3401-0055.5	241143	ATE + Halter
2.3 Turbo	191	11/05→12/09	←	☐; Felgengröße [Zoll]: 16		24.3571-1783.5	240751	ATE - Halter
			←	☐; Felgengröße [Zoll]: 16		24.3571-1784.5	240752	ATE - Halter
			→	☐; Felgengröße [Zoll]: 16		11.3401-0056.2	220520	ATE + Halter
			→	☐; Felgengröße [Zoll]: 16		24.3401-0055.5	241143	ATE + Halter
2.3 Turbo	224	06/03→08/05	←	☐; Felgengröße [Zoll]: 16		24.3571-1783.5	240751	ATE - Halter
			←	☐; Felgengröße [Zoll]: 16		24.3571-1784.5	240752	ATE - Halter
			→	☐; → 03/04; Felgengröße [Zoll]: 16		11.3401-0056.2	220520	ATE + Halter
			→	☐; → 03/04; Felgengröße [Zoll]: 16		24.3401-0055.5	241143	ATE + Halter
3.0 TiD	130	07/01→12/09	←	☐; → 12/01; Felgengröße [Zoll]: 16		24.3571-1783.5	240751	ATE - Halter
			←	☐; 01/02→; Felgengröße [Zoll]: 16		24.3571-1783.5	240751	ATE - Halter
			←	☐; 01/02→; Felgengröße [Zoll]: 16		24.3571-1784.5	240752	ATE - Halter
			←	☐; → 12/01; Felgengröße [Zoll]: 16		24.3571-1784.5	240752	ATE - Halter
			→	☐; 01/02→; Felgengröße [Zoll]: 16		11.3401-0056.2	220520	ATE + Halter
			→	☐; → 12/01; Felgengröße [Zoll]: 15		24.3381-9957.5	240665	ATE - Halter
			→	☐; → 12/01; Felgengröße [Zoll]: 15		24.3381-9958.5	240666	ATE - Halter
			→	☐; 01/02→; Felgengröße [Zoll]: 16		24.3401-0055.5	241143	ATE + Halter
3.0 V6t	147	01/98→12/09	←	☐; 01/02→; Felgengröße [Zoll]: 16		24.3571-1783.5	240751	ATE - Halter
			←	☐; → 12/01; Felgengröße [Zoll]: 16		24.3571-1783.5	240751	ATE - Halter
			←	☐; 01/02→; Felgengröße [Zoll]: 16		24.3571-1784.5	240752	ATE - Halter
			←	☐; → 12/01; Felgengröße [Zoll]: 16		24.3571-1784.5	240752	ATE - Halter
			→	☐; 01/02→; Felgengröße [Zoll]: 16		11.3401-0056.2	220520	ATE + Halter
			→	☐; → 12/01; X3025752→; Felgengröße [Zoll]: 15		24.3381-9957.5	240665	ATE - Halter
			→	☐; → 12/01; X3025752→; Felgengröße [Zoll]: 15		24.3381-9958.5	240666	ATE - Halter
			→	☐; 01/02→; Felgengröße [Zoll]: 16		24.3401-0055.5	241143	ATE + Halter
<b>Feder, Bremssattel</b>								
1.9 TiD	110	01/06→12/09	←		2	11.8116-0292.1	390521	ATE
2.2 TiD	88	03/02→12/09	→		2	11.8116-0143.1	390513	ATE
2.3 Turbo	169	10/99→09/01	→		2	11.8116-0143.1	390513	ATE
2.3 Turbo	191	11/05→12/09	→		2	11.8116-0143.1	390513	ATE
2.0 t	110	09/97→12/09	←	01/02→	2	11.8116-0292.1	390521	ATE
2.3 t	125	09/97→12/09	←	→ X3020000	2	11.8116-0292.1	390521	ATE
			←	→ 12/98	2	11.8116-0292.1	390521	ATE
			←	X3020001→; → 12/01	2	11.8116-0292.1	390521	ATE
			←	01/99→ 12/01	2	11.8116-0292.1	390521	ATE
			→	X3025752→	2	11.8116-0143.1	390513	ATE
2.0 t	136	07/00→12/09	←		2	11.8116-0292.1	390521	ATE
			←	→ 12/01	2	11.8116-0292.1	390521	ATE
↓								

	kw			 	! #		
<b>SAAB - 9-5 (YS3E) 09/97→12/09</b>							
<b>Feder, Bremssattel</b>							
2.0 t	136	07/00→12/09	←	X3020001→; → 12/01	2	11.8116-0292.1 390521	ATE
			→	X3025752→	2	11.8116-0143.1 390513	ATE
2.0 t BioPower	110	01/05→12/09	←		2	11.8116-0292.1 390521	ATE
			→	X3025752→	2	11.8116-0143.1 390513	ATE
2.0 Turbo SE	141	10/98→07/00	←	X3020001→	2	11.8116-0292.1 390521	ATE
			←	01/00→	2	11.8116-0292.1 390521	ATE
			←	→ X3020000	2	11.8116-0292.1 390521	ATE
			←	01/99→	2	11.8116-0292.1 390521	ATE
			←	→ 12/98	2	11.8116-0292.1 390521	ATE
			→	X3025752→	2	11.8116-0143.1 390513	ATE
2.3 t	136	01/01→12/09	←	01/02→	2	11.8116-0292.1 390521	ATE
			←	X3020001→; → 12/01	2	11.8116-0292.1 390521	ATE
			←	→ 12/01	2	11.8116-0292.1 390521	ATE
			→		2	11.8116-0143.1 390513	ATE
2.3 Turbo	162	07/03→12/09	←	43510123→	2	11.8116-0292.1 390521	ATE
			←		2	11.8116-0292.1 390521	ATE
			→		2	11.8116-0143.1 390513	ATE
2.3 Turbo	184	09/01→12/09	←	01/02→	2	11.8116-0292.1 390521	ATE
			←	→ 12/01	2	11.8116-0292.1 390521	ATE
			→	→ 12/01	2	11.8116-0143.1 390513	ATE
			→	53500057→	2	11.8116-0143.1 390513	ATE
			→	01/02→; → 53500056	2	11.8116-0143.1 390513	ATE
			→	01/02→	2	11.8116-0143.1 390513	ATE
2.3 Turbo	224	06/03→08/05	←		2	11.8116-0292.1 390521	ATE
			→	→ 03/04	2	11.8116-0143.1 390513	ATE
3.0 TiD	130	07/01→12/09	←	01/02→	2	11.8116-0292.1 390521	ATE
			←	→ 12/01	2	11.8116-0292.1 390521	ATE
			→	→ 12/01	2	11.8116-0143.1 390513	ATE
			→	01/02→	2	11.8116-0143.1 390513	ATE
3.0 V6t	147	01/98→12/09	←	01/02→	2	11.8116-0292.1 390521	ATE
			←	→ 12/01	2	11.8116-0292.1 390521	ATE
			→	01/02→	2	11.8116-0143.1 390513	ATE
			→	→ 12/01; X3025752→	2	11.8116-0143.1 390513	ATE
<b>Führungshülzensatz, Bremssattel</b>							
1.9 TiD	110	01/06→12/09	←			11.0101-5407.2 260011	ATE
2.2 TiD	88	03/02→12/09	→			11.0101-5407.2 260011	ATE
2.3 Turbo	169	10/99→09/01					
2.3 Turbo	191	11/05→12/09					
2.0 t 2.3 t	110 125	09/97→12/09 09/97→12/09	←	01/99→ 12/01		11.0101-5407.2 260011	ATE
			←	01/02→		11.0101-5407.2 260011	ATE
			←	→ 12/98		11.0101-5407.2 260011	ATE
			←	X3020001→; → 12/01		11.0101-5407.2 260011	ATE
			←	→ X3020000		11.0101-5407.2 260011	ATE
			→	X3025752→		11.0101-5407.2 260011	ATE
2.0 t	136	07/00→12/09	←			11.0101-5407.2 260011	ATE
			←	X3020001→; → 12/01		11.0101-5407.2 260011	ATE
			←	→ 12/01		11.0101-5407.2 260011	ATE
			→	X3025752→		11.0101-5407.2 260011	ATE
2.0 t BioPower	110	01/05→12/09	←			11.0101-5407.2 260011	ATE
			→	X3025752→		11.0101-5407.2 260011	ATE
2.0 Turbo SE	141	10/98→07/00	←	→ 12/98		11.0101-5407.2 260011	ATE
			←	01/99→		11.0101-5407.2 260011	ATE
			←	01/00→		11.0101-5407.2 260011	ATE
			←	X3020001→		11.0101-5407.2 260011	ATE
↓							









	kW			 	! #		
<b>SAAB - 9-5 (YS3E) 09/97→12/09</b>							
<b>Führungshülzensatz, Bremssattel</b>							
2.0 Turbo SE	141	10/98→07/00	←	→ X3020000		11.0101-5407.2 260011	ATE
			→	X3025752→		11.0101-5407.2 260011	ATE
2.3 t	136	01/01→12/09	←	01/02→		11.0101-5407.2 260011	ATE
			←	X3020001→; → 12/01		11.0101-5407.2 260011	ATE
			←	→ 12/01		11.0101-5407.2 260011	ATE
			→			11.0101-5407.2 260011	ATE
2.3 Turbo	162	07/03→12/09	←			11.0101-5407.2 260011	ATE
			←	43510123→		11.0101-5407.2 260011	ATE
			→			11.0101-5407.2 260011	ATE
2.3 Turbo	184	09/01→12/09	←	01/02→		11.0101-5407.2 260011	ATE
			←	→ 12/01		11.0101-5407.2 260011	ATE
			→	01/02→		11.0101-5407.2 260011	ATE
			→	→ 12/01		11.0101-5407.2 260011	ATE
			→	53500057→		11.0101-5407.2 260011	ATE
			→	01/02→; → 53500056		11.0101-5407.2 260011	ATE
2.3 Turbo	224	06/03→08/05	←			11.0101-5407.2 260011	ATE
			→	→ 03/04		11.0101-5407.2 260011	ATE
3.0 TiD	130	07/01→12/09	←	→ 12/01		11.0101-5407.2 260011	ATE
			←	01/02→		11.0101-5407.2 260011	ATE
			→	01/02→		11.0101-5407.2 260011	ATE
			→	→ 12/01		11.0101-5407.2 260011	ATE
3.0 V6t	147	01/98→12/09	←	→ 12/01		11.0101-5407.2 260011	ATE
			←	01/02→		11.0101-5407.2 260011	ATE
			→	01/02→		11.0101-5407.2 260011	ATE
			→	→ 12/01; X3025752→		11.0101-5407.2 260011	ATE
<b>Führungsbolzen, Bremssattel</b>							
1.9 TiD	110	01/06→12/09			2	11.8171-0008.1 990049	ATE
2.2 TiD	88	03/02→12/09					
2.3 Turbo	169	10/99→09/01					
2.3 Turbo	191	11/05→12/09					
2.0 t	110	09/97→12/09		X3020001→; → 12/01	2	11.8171-0008.1 990049	ATE
				→ X3020000	2	11.8171-0008.1 990049	ATE
				→ 12/98	2	11.8171-0008.1 990049	ATE
				01/99→ 12/01	2	11.8171-0008.1 990049	ATE
				X3025752→	2	11.8171-0008.1 990049	ATE
				01/02→	2	11.8171-0008.1 990049	ATE
2.0 t	136	07/00→12/09		X3025752→	2	11.8171-0008.1 990049	ATE
				X3020001→; → 12/01	2	11.8171-0008.1 990049	ATE
					2	11.8171-0008.1 990049	ATE
2.0 t BioPower	110	01/05→12/09		→ 12/01	2	11.8171-0008.1 990049	ATE
				X3025752→	2	11.8171-0008.1 990049	ATE
2.0 Turbo SE	141	10/98→07/00		→ X3020000	2	11.8171-0008.1 990049	ATE
				X3020001→	2	11.8171-0008.1 990049	ATE
				→ 12/98	2	11.8171-0008.1 990049	ATE
				X3025752→	2	11.8171-0008.1 990049	ATE
				01/99→	2	11.8171-0008.1 990049	ATE
2.3 t	136	01/01→12/09		01/00→	2	11.8171-0008.1 990049	ATE
				01/02→	2	11.8171-0008.1 990049	ATE
				X3020001→; → 12/01	2	11.8171-0008.1 990049	ATE
2.3 Turbo	162	07/03→12/09			2	11.8171-0008.1 990049	ATE
				→ 12/01	2	11.8171-0008.1 990049	ATE
				43510123→	2	11.8171-0008.1 990049	ATE
2.3 Turbo	184	09/01→12/09			2	11.8171-0008.1 990049	ATE
				53500057→	2	11.8171-0008.1 990049	ATE
				01/02→; → 53500056	2	11.8171-0008.1 990049	ATE
			→ 12/01	2	11.8171-0008.1 990049	ATE	
↓							

	kw			 	! #		
<b>SAAB - 9-5 (YS3E) 09/97→12/09</b>							
<b>Führungsbolzen, Bremssattel</b>							
2.3 Turbo	184	09/01→12/09		01/02→	2	11.8171-0008.1 990049	ATE
2.3 Turbo	224	06/03→08/05		→ 03/04	2	11.8171-0008.1 990049	ATE
3.0 TiD	130	07/01→12/09		01/02→	2	11.8171-0008.1 990049	ATE
				→ 12/01	2	11.8171-0008.1 990049	ATE
3.0 V6t	147	01/98→12/09		→ 12/01; X3025752→	2	11.8171-0008.1 990049	ATE
				01/02→	2	11.8171-0008.1 990049	ATE
				→ 12/01	2	11.8171-0008.1 990049	ATE
<b>Dichtungssatz, Bremssattel</b>							
1.9 TiD	110	01/06→12/09				11.0441-3803.2 250010	ATE
2.2 TiD	88	03/02→12/09	←			11.0441-5704.2 250034	ATE
2.3 Turbo	169	10/99→09/01					
2.0 t	110	09/97→12/09		X3025752→		11.0441-3803.2 250010	ATE
2.3 t	125	09/97→12/09	←	01/02→		11.0441-5704.2 250034	ATE
			←	→ 12/98		11.0441-5704.2 250034	ATE
			←	01/99→ 12/01		11.0441-5704.2 250034	ATE
			←	→ X3020000		11.0441-5704.2 250034	ATE
			←	X3020001→; → 12/01		11.0441-5704.2 250034	ATE
2.0 t	136	07/00→12/09		X3025752→		11.0441-3803.2 250010	ATE
			←			11.0441-5704.2 250034	ATE
			←	X3020001→; → 12/01		11.0441-5704.2 250034	ATE
			←	→ 12/01		11.0441-5704.2 250034	ATE
2.0 t BioPower	110	01/05→12/09		X3025752→		11.0441-3803.2 250010	ATE
			←			11.0441-5704.2 250034	ATE
2.0 Turbo SE	141	10/98→07/00		X3025752→		11.0441-3803.2 250010	ATE
			←	→ 12/98		11.0441-5704.2 250034	ATE
			←	01/99→		11.0441-5704.2 250034	ATE
			←	01/00→		11.0441-5704.2 250034	ATE
			←	X3020001→		11.0441-5704.2 250034	ATE
			←	→ X3020000		11.0441-5704.2 250034	ATE
2.3 t	136	01/01→12/09				11.0441-3803.2 250010	ATE
			←	01/02→		11.0441-5704.2 250034	ATE
			←	→ 12/01		11.0441-5704.2 250034	ATE
			←	X3020001→; → 12/01		11.0441-5704.2 250034	ATE
2.3 Turbo	162	07/03→12/09				11.0441-3803.2 250010	ATE
			←			11.0441-5704.2 250034	ATE
			←	43510123→		11.0441-5704.2 250034	ATE
2.3 Turbo	184	09/01→12/09		→ 12/01		11.0441-3803.2 250010	ATE
				53500057→		11.0441-3803.2 250010	ATE
				01/02→		11.0441-4002.2 250011	ATE
				01/02→; → 53500056		11.0441-4002.2 250011	ATE
			←	01/02→		11.0441-5704.2 250034	ATE
			←	→ 12/01		11.0441-5704.2 250034	ATE
2.3 Turbo	191	11/05→12/09				11.0441-4002.2 250011	ATE
			←			11.0441-5704.2 250034	ATE
2.3 Turbo	224	06/03→08/05		→ 03/04		11.0441-4002.2 250011	ATE
			←			11.0441-5704.2 250034	ATE
3.0 TiD	130	07/01→12/09		→ 12/01		11.0441-3803.2 250010	ATE
				01/02→		11.0441-4002.2 250011	ATE
			←	01/02→		11.0441-5704.2 250034	ATE
			←	→ 12/01		11.0441-5704.2 250034	ATE
3.0 V6t	147	01/98→12/09		→ 12/01; X3025752→		11.0441-3803.2 250010	ATE
				01/02→		11.0441-4002.2 250011	ATE
			←	→ 12/01		11.0441-5704.2 250034	ATE
			←	01/02→		11.0441-5704.2 250034	ATE
↓							


















	kw			 	! #		
<b>SAAB - 9-5 (YS3E) 09/97→12/09</b>							
 <b>Bremsschlauch</b>							
1.9 TiD	110	01/06→12/09	←		2	24.5231-0426.3 331313	L= 426
2.0 t	110	09/97→12/09	→		2	24.5233-0200.3 330425	L= 198
2.0 t	136	07/00→12/09	→		2	24.5233-0200.3 330425	L= 198
2.0 t BioPower	110	01/05→12/09	→	am Bremssattel	2	83.7119-0180.3 330634	L= 180
2.0 Turbo SE	141	10/98→07/00					
2.2 TiD	88	03/02→12/09					
2.3 t	125	09/97→12/09					
2.3 t	136	01/01→12/09					
2.3 Turbo	162	07/03→12/09					
2.3 Turbo	169	10/99→09/01					
2.3 Turbo	184	09/01→12/09					
2.3 Turbo	191	11/05→12/09					
3.0 TiD	130	07/01→12/09					
3.0 V6t	147	01/98→12/09					
2.3 Turbo	224	06/03→08/05	←	→ 03/04	2	24.5231-0426.3 331313	L= 426
			→	→ 03/04	2	24.5233-0200.3 330425	L= 198
			→	am Bremssattel; → 03/04	2	83.7119-0180.3 330634	L= 180
<b>SAAB - 9-5 (YS3G) 01/10→01/12</b>							
 <b>Bremssattel</b>							
1.6 Turbo	132	05/10→01/12	→	☐; Felgenreöße [Zoll]: 17		24.3417-1715.5 240890	TRW - Halter
2.0 t BioPower	162	05/10→01/12	→	☐; Felgenreöße [Zoll]: 17		24.3417-1716.5 240891	TRW - Halter
2.0 t BioPower XWD	162	05/10→01/12	→	☐; Felgenreöße [Zoll]: 17		24.3417-1716.5 240891	TRW - Halter
2.0 TiD	118	05/10→01/12					
2.0 TTiD	140	05/10→01/12					
2.0 TTiD XWD	140	05/10→01/12					
2.0 Turbo	162	05/10→01/12					
2.0 Turbo XWD	162	05/10→01/12					
2.8 Turbo V6 XWD	221	05/10→01/12					
 <b>Bremsschlauch</b>							
1.6 Turbo	132	05/10→01/12	←	Felgenreöße [Zoll]: 16; für Fahrzeuge ohne Sportpaket	2	24.5176-0494.3 331447	L= 494
2.0 t BioPower	162	05/10→01/12	→		2	24.5176-0384.3 331373	L= 384
2.0 t BioPower XWD	162	05/10→01/12	→		2	24.5176-0384.3 331373	L= 384
2.0 TiD	118	05/10→01/12					
2.0 TTiD	140	05/10→01/12					
2.0 TTiD XWD	140	05/10→01/12					
2.0 Turbo	162	05/10→01/12					
2.0 Turbo XWD	162	05/10→01/12					
2.8 Turbo V6 XWD	221	05/10→01/12					
<b>SAAB - 9-5 Kombi (YS3E) 10/98→12/09</b>							
 <b>Bremssattel</b>							
1.9 TiD	110	01/06→12/09	←	☐; Felgenreöße [Zoll]: 15		24.3571-1783.5 240751	ATE - Halter
1.9 TiD	129	01/07→12/09	←	☐; Felgenreöße [Zoll]: 15		24.3571-1784.5 240752	ATE - Halter
2.2 TiD	88	03/02→12/09	←	☐; Felgenreöße [Zoll]: 15		24.3381-9957.5 240665	ATE - Halter
			→	☐; Felgenreöße [Zoll]: 15		24.3381-9958.5 240666	ATE - Halter
2.0 t	110	10/98→12/09	←	☐; → 12/98; Felgenreöße [Zoll]: 15		24.3571-1761.5 240461	ATE - Halter
2.3 t	125	10/98→12/09	←	☐; → X3020000; Felgenreöße [Zoll]: 15		24.3571-1761.5 240461	ATE - Halter
			←	☐; → X3020000; Felgenreöße [Zoll]: 15		24.3571-1762.5 240462	ATE - Halter
			←	☐; → 12/98; Felgenreöße [Zoll]: 15		24.3571-1762.5 240462	ATE - Halter
			←	☐; → 12/01; X3020001→; Felgenreöße [Zoll]: 15		24.3571-1783.5 240751	ATE - Halter
			←	☐; 01/99→ 12/01; Felgenreöße [Zoll]: 15		24.3571-1783.5 240751	ATE - Halter
			←	☐; 01/02→; Felgenreöße [Zoll]: 15		24.3571-1783.5 240751	ATE - Halter
			←	☐; 01/99→ 12/01; Felgenreöße [Zoll]: 15		24.3571-1784.5 240752	ATE - Halter
			←	☐; → 12/01; X3020001→; Felgenreöße [Zoll]: 15		24.3571-1784.5 240752	ATE - Halter
			←	☐; 01/02→; Felgenreöße [Zoll]: 15		24.3571-1784.5 240752	ATE - Halter
			→	☐; X3025752→; Felgenreöße [Zoll]: 15		24.3381-9957.5 240665	ATE - Halter
			→	☐; X3025752→; Felgenreöße [Zoll]: 15		24.3381-9958.5 240666	ATE - Halter
2.0 t	136	07/00→07/01	←	☐; Felgenreöße [Zoll]: 15		24.3571-1761.5 240461	ATE - Halter
			←	☐; → X3020000; Felgenreöße [Zoll]: 15		24.3571-1783.5 240751	ATE - Halter
			←	☐; Felgenreöße [Zoll]: 15		24.3571-1762.5 240462	ATE - Halter
			←	☐; → X3020000; Felgenreöße [Zoll]: 15		24.3571-1784.5 240752	ATE - Halter
			←	☐; → X3020000; Felgenreöße [Zoll]: 15		24.3571-1762.5 240462	ATE - Halter



















	kw			 	! #		
<b>SAAB - 9-5 Kombi (YS3E) 10/98→12/09</b>							
 <b>Bremssattel</b>							
2.0 t	136	07/00→07/01	←	☐; X3020001→; Felgengröße [Zoll]: 15	24.3571-1783.5	240751	ATE - Halter
			←	☐; Felgengröße [Zoll]: 16	24.3571-1783.5	240751	ATE - Halter
			←	☐; Felgengröße [Zoll]: 16	24.3571-1784.5	240752	ATE - Halter
			←	☐; X3020001→; Felgengröße [Zoll]: 15	24.3571-1784.5	240752	ATE - Halter
			→	☐; Felgengröße [Zoll]: 15	24.3381-9957.5	240665	ATE - Halter
			→	☐; Felgengröße [Zoll]: 15	24.3381-9958.5	240666	ATE - Halter
2.0 t	141	10/98→07/00	←	☐; → X3020000; Felgengröße [Zoll]: 15	24.3571-1761.5	240461	ATE - Halter
			←	☐; → 12/98; Felgengröße [Zoll]: 15	24.3571-1761.5	240461	ATE - Halter
			←	☐; → 12/98; Felgengröße [Zoll]: 15	24.3571-1762.5	240462	ATE - Halter
			←	☐; → X3020000; Felgengröße [Zoll]: 15	24.3571-1762.5	240462	ATE - Halter
			←	☐; X3020001→; Felgengröße [Zoll]: 15	24.3571-1783.5	240751	ATE - Halter
			←	☐; 01/99→; Felgengröße [Zoll]: 15	24.3571-1783.5	240751	ATE - Halter
			←	☐; X3020001→; Felgengröße [Zoll]: 15	24.3571-1784.5	240752	ATE - Halter
			←	☐; 01/99→; Felgengröße [Zoll]: 15	24.3571-1784.5	240752	ATE - Halter
			→	☐; X3025752→; Felgengröße [Zoll]: 15	24.3381-9957.5	240665	ATE - Halter
			→	☐; X3025752→; Felgengröße [Zoll]: 15	24.3381-9958.5	240666	ATE - Halter
2.0 t BioPower	110	01/06→12/09	←	☐; Felgengröße [Zoll]: 15	24.3571-1783.5	240751	ATE - Halter
			←	☐; Felgengröße [Zoll]: 15	24.3571-1784.5	240752	ATE - Halter
			→	☐; X3025752→; Felgengröße [Zoll]: 15	24.3381-9957.5	240665	ATE - Halter
			→	☐; X3025752→; Felgengröße [Zoll]: 15	24.3381-9958.5	240666	ATE - Halter
2.3 t	136	01/01→12/09	←	☐; → 12/01; Felgengröße [Zoll]: 15	24.3571-1783.5	240751	ATE - Halter
			←	☐; 01/02→; Felgengröße [Zoll]: 15	24.3571-1783.5	240751	ATE - Halter
			←	☐; 01/02→; Felgengröße [Zoll]: 15	24.3571-1784.5	240752	ATE - Halter
			←	☐; → 12/01; Felgengröße [Zoll]: 15	24.3571-1784.5	240752	ATE - Halter
			→	☐; Felgengröße [Zoll]: 15	24.3381-9957.5	240665	ATE - Halter
			→	☐; Felgengröße [Zoll]: 15	24.3381-9958.5	240666	ATE - Halter
2.3 t BioPower	154	11/06→12/09	←	☐; 01/07→; Felgengröße [Zoll]: 15	24.3571-1783.5	240751	ATE - Halter
			←	☐; 01/07→; Felgengröße [Zoll]: 16	24.3571-1783.5	240751	ATE - Halter
			←	☐; 01/07→; Felgengröße [Zoll]: 15	24.3571-1784.5	240752	ATE - Halter
			←	☐; 01/07→; Felgengröße [Zoll]: 16	24.3571-1784.5	240752	ATE - Halter
			→	☐; X3025752→; Felgengröße [Zoll]: 15	24.3381-9957.5	240665	ATE - Halter
			→	☐; X3025752→; Felgengröße [Zoll]: 15	24.3381-9958.5	240666	ATE - Halter
2.3 Turbo	162	07/03→12/09	←	☐; Felgengröße [Zoll]: 16	24.3571-1783.5	240751	ATE - Halter
			←	☐; 43510123→; Felgengröße [Zoll]: 15	24.3571-1783.5	240751	ATE - Halter
			←	☐; Felgengröße [Zoll]: 15	24.3571-1783.5	240751	ATE - Halter
			←	☐; Felgengröße [Zoll]: 16	24.3571-1784.5	240752	ATE - Halter
			←	☐; 43510123→; Felgengröße [Zoll]: 15	24.3571-1784.5	240752	ATE - Halter
			←	☐; Felgengröße [Zoll]: 15	24.3571-1784.5	240752	ATE - Halter
			→	☐; Felgengröße [Zoll]: 15	24.3381-9957.5	240665	ATE - Halter
			→	☐; Felgengröße [Zoll]: 15	24.3381-9958.5	240666	ATE - Halter
2.3 Turbo	169	10/99→09/01	←	☐; Felgengröße [Zoll]: 16	24.3571-1783.5	240751	ATE - Halter
			←	☐; Felgengröße [Zoll]: 16	24.3571-1784.5	240752	ATE - Halter
			→	☐; Felgengröße [Zoll]: 15	24.3381-9957.5	240665	ATE - Halter
			→	☐; Felgengröße [Zoll]: 15	24.3381-9958.5	240666	ATE - Halter
2.3 Turbo	184	09/01→12/09	←	☐; 01/02→; Felgengröße [Zoll]: 16	24.3571-1783.5	240751	ATE - Halter
			←	☐; → 12/01; Felgengröße [Zoll]: 16	24.3571-1783.5	240751	ATE - Halter
			←	☐; → 12/01; Felgengröße [Zoll]: 16	24.3571-1784.5	240752	ATE - Halter
			←	☐; 01/02→; Felgengröße [Zoll]: 16	24.3571-1784.5	240752	ATE - Halter
			→	☐; 01/02→; Felgengröße [Zoll]: 16	11.3401-0056.2	220520	ATE + Halter
			→	☐; 01/02→; → 53500056; Felgengröße [Zoll]: 16	11.3401-0056.2	220520	ATE + Halter
			→	☐; 53500057→; Felgengröße [Zoll]: 15	24.3381-9957.5	240665	ATE - Halter
			→	☐; → 12/01; Felgengröße [Zoll]: 15	24.3381-9957.5	240665	ATE - Halter













	kw			 	! #			
<b>SAAB - 9-5 Kombi (YS3E) 10/98→12/09</b>								
<b> Bremssattel</b>								
2.3 Turbo	184	09/01→12/09	➡	☐; 53500057→; Felgengröße [Zoll]: 15	24.3381-9958.5	240666	ATE - Halter	
			➡	☐; → 12/01; Felgengröße [Zoll]: 15	24.3381-9958.5	240666	ATE - Halter	
			➡	☐; 01/02→; → 53500056; Felgengröße [Zoll]: 16	24.3401-0055.5	241143	ATE + Halter	
			➡	☐; 01/02→; Felgengröße [Zoll]: 16	24.3401-0055.5	241143	ATE + Halter	
2.3 Turbo	191	01/06→12/09	←	☐; Felgengröße [Zoll]: 16	24.3571-1783.5	240751	ATE - Halter	
			←	☐; Felgengröße [Zoll]: 16	24.3571-1784.5	240752	ATE - Halter	
			➡	☐; Felgengröße [Zoll]: 16	11.3401-0056.2	220520	ATE + Halter	
			➡	☐; Felgengröße [Zoll]: 16	24.3401-0055.5	241143	ATE + Halter	
3.0 TiD	130	07/01→12/09	←	☐; → 12/01; Felgengröße [Zoll]: 16	24.3571-1783.5	240751	ATE - Halter	
			←	☐; 01/02→; Felgengröße [Zoll]: 16	24.3571-1783.5	240751	ATE - Halter	
			←	☐; 01/02→; Felgengröße [Zoll]: 16	24.3571-1784.5	240752	ATE - Halter	
			←	☐; → 12/01; Felgengröße [Zoll]: 16	24.3571-1784.5	240752	ATE - Halter	
			➡	☐; 01/02→; Felgengröße [Zoll]: 16	11.3401-0056.2	220520	ATE + Halter	
			➡	☐; → 12/01; Felgengröße [Zoll]: 15	24.3381-9957.5	240665	ATE - Halter	
			➡	☐; → 12/01; Felgengröße [Zoll]: 15	24.3381-9958.5	240666	ATE - Halter	
			➡	☐; 01/02→; Felgengröße [Zoll]: 16	24.3401-0055.5	241143	ATE + Halter	
3.0 V6t	147	10/98→12/09	←	☐; 01/02→; Felgengröße [Zoll]: 16	24.3571-1783.5	240751	ATE - Halter	
			←	☐; → 12/01; Felgengröße [Zoll]: 16	24.3571-1783.5	240751	ATE - Halter	
			←	☐; 01/02→; Felgengröße [Zoll]: 16	24.3571-1784.5	240752	ATE - Halter	
			←	☐; → 12/01; Felgengröße [Zoll]: 16	24.3571-1784.5	240752	ATE - Halter	
			➡	☐; 01/02→; Felgengröße [Zoll]: 16	11.3401-0056.2	220520	ATE + Halter	
			➡	☐; → 12/01; X3025752→; Felgengröße [Zoll]: 15	24.3381-9957.5	240665	ATE - Halter	
			➡	☐; → 12/01; X3025752→; Felgengröße [Zoll]: 15	24.3381-9958.5	240666	ATE - Halter	
			➡	☐; 01/02→; Felgengröße [Zoll]: 16	24.3401-0055.5	241143	ATE + Halter	
<b>Feder, Bremssattel</b>								
1.9 TiD	110	01/06→12/09			2	11.8116-0143.1	390513	ATE
1.9 TiD	129	01/07→12/09	←		2	11.8116-0292.1	390521	ATE
2.2 TiD	88	03/02→12/09						
2.3 Turbo	169	10/99→09/01						
2.3 Turbo	191	01/06→12/09						
2.0 t	110	10/98→12/09		X3025752→	2	11.8116-0143.1	390513	ATE
			←	01/02→	2	11.8116-0292.1	390521	ATE
			←	→ X3020000	2	11.8116-0292.1	390521	ATE
			←	→ 12/98	2	11.8116-0292.1	390521	ATE
			←	01/99→ 12/01	2	11.8116-0292.1	390521	ATE
			←	→ 12/01; X3020001→	2	11.8116-0292.1	390521	ATE
2.0 t	136	07/00→07/01			2	11.8116-0143.1	390513	ATE
			←	X3020001→	2	11.8116-0292.1	390521	ATE
			←	→ X3020000	2	11.8116-0292.1	390521	ATE
2.0 t	141	10/98→07/00		X3025752→	2	11.8116-0143.1	390513	ATE
			←	→ X3020000	2	11.8116-0292.1	390521	ATE
			←	X3020001→	2	11.8116-0292.1	390521	ATE
			←	01/99→	2	11.8116-0292.1	390521	ATE
			←	→ 12/98	2	11.8116-0292.1	390521	ATE
2.0 t BioPower	110	01/06→12/09		X3025752→	2	11.8116-0143.1	390513	ATE
			←		2	11.8116-0292.1	390521	ATE
2.3 t	136	01/01→12/09			2	11.8116-0143.1	390513	ATE
			←	01/02→	2	11.8116-0292.1	390521	ATE
			←	→ 12/01	2	11.8116-0292.1	390521	ATE
2.3 t BioPower	154	11/06→12/09		X3025752→	2	11.8116-0143.1	390513	ATE
			←	01/07→	2	11.8116-0292.1	390521	ATE
2.3 Turbo	162	07/03→12/09			2	11.8116-0143.1	390513	ATE
			←	43510123→	2	11.8116-0292.1	390521	ATE
↓								








	kw			 	! #		
<b>SAAB - 9-5 Kombi (YS3E) 10/98→12/09</b>							
<b>Feder, Bremssattel</b>							
2.3 Turbo	162	07/03→12/09	←		2	11.8116-0292.1 390521	ATE
2.3 Turbo	184	09/01→12/09		01/02→; → 53500056	2	11.8116-0143.1 390513	ATE
				53500057→	2	11.8116-0143.1 390513	ATE
				→ 12/01	2	11.8116-0143.1 390513	ATE
				01/02→	2	11.8116-0143.1 390513	ATE
			←	01/02→	2	11.8116-0292.1 390521	ATE
	←	→ 12/01	2	11.8116-0292.1 390521	ATE		
3.0 TiD	130	07/01→12/09		01/02→	2	11.8116-0143.1 390513	ATE
				→ 12/01	2	11.8116-0143.1 390513	ATE
			←	01/02→	2	11.8116-0292.1 390521	ATE
			←	→ 12/01	2	11.8116-0292.1 390521	ATE
3.0 V6t	147	10/98→12/09		→ 12/01; X3025752→	2	11.8116-0143.1 390513	ATE
				01/02→	2	11.8116-0143.1 390513	ATE
			←	01/02→	2	11.8116-0292.1 390521	ATE
			←	→ 12/01	2	11.8116-0292.1 390521	ATE
<b>Führungshülzensatz, Bremssattel</b>							
1.9 TiD	110	01/06→12/09	←			11.0101-5407.2 260011	ATE
1.9 TiD	129	01/07→12/09	→			11.0101-5407.2 260011	ATE
2.2 TiD	88	03/02→12/09				11.0101-5407.2 260011	ATE
2.3 Turbo	169	10/99→09/01					
2.3 Turbo	191	01/06→12/09					
2.0 t	110	10/98→12/09	←	01/99→ 12/01		11.0101-5407.2 260011	ATE
			←	01/02→		11.0101-5407.2 260011	ATE
			←	→ 12/98		11.0101-5407.2 260011	ATE
			←	→ 12/01; X3020001→		11.0101-5407.2 260011	ATE
			←	→ X3020000		11.0101-5407.2 260011	ATE
			→	X3025752→		11.0101-5407.2 260011	ATE
2.0 t	136	07/00→07/01	←			11.0101-5407.2 260011	ATE
			←	→ X3020000		11.0101-5407.2 260011	ATE
			←	X3020001→		11.0101-5407.2 260011	ATE
			→			11.0101-5407.2 260011	ATE
2.0 t	141	10/98→07/00	←	→ 12/98		11.0101-5407.2 260011	ATE
			←	01/99→		11.0101-5407.2 260011	ATE
			←	→ X3020000		11.0101-5407.2 260011	ATE
			←	X3020001→		11.0101-5407.2 260011	ATE
			→	X3025752→		11.0101-5407.2 260011	ATE
2.0 t BioPower	110	01/06→12/09	←			11.0101-5407.2 260011	ATE
			→	X3025752→		11.0101-5407.2 260011	ATE
2.3 t	136	01/01→12/09	←	01/02→		11.0101-5407.2 260011	ATE
			←	→ 12/01		11.0101-5407.2 260011	ATE
			→			11.0101-5407.2 260011	ATE
2.3 t BioPower	154	11/06→12/09	←	01/07→		11.0101-5407.2 260011	ATE
			→	X3025752→		11.0101-5407.2 260011	ATE
2.3 Turbo	162	07/03→12/09	←			11.0101-5407.2 260011	ATE
			←	43510123→		11.0101-5407.2 260011	ATE
2.3 Turbo	184	09/01→12/09	←	01/02→		11.0101-5407.2 260011	ATE
			←	→ 12/01		11.0101-5407.2 260011	ATE
			→	01/02→		11.0101-5407.2 260011	ATE
			→	→ 12/01		11.0101-5407.2 260011	ATE
			→	53500057→		11.0101-5407.2 260011	ATE
			→	01/02→; → 53500056		11.0101-5407.2 260011	ATE
3.0 TiD	130	07/01→12/09	←	→ 12/01		11.0101-5407.2 260011	ATE
			←	01/02→		11.0101-5407.2 260011	ATE
			→	01/02→		11.0101-5407.2 260011	ATE
			→	→ 12/01		11.0101-5407.2 260011	ATE
↓							

	kW			 	! #			
<b>SAAB - 9-5 Kombi (YS3E) 10/98→12/09</b>								
<b>Führungshülzensatz, Bremssattel</b>								
3.0 V6t	147	10/98→12/09	←	→ 12/01		11.0101-5407.2	260011	ATE
			←	01/02→		11.0101-5407.2	260011	ATE
			→	01/02→		11.0101-5407.2	260011	ATE
			→	→ 12/01; X3025752→		11.0101-5407.2	260011	ATE
<b>Führungsbolzen, Bremssattel</b>								
1.9 TiD	110	01/06→12/09			2	11.8171-0008.1	990049	ATE
1.9 TiD	129	01/07→12/09						
2.2 TiD	88	03/02→12/09						
2.3 Turbo	169	10/99→09/01						
2.3 Turbo	191	01/06→12/09						
2.0 t	110	10/98→12/09		→ 12/01; X3020001→	2	11.8171-0008.1	990049	ATE
				→ X3020000	2	11.8171-0008.1	990049	ATE
				→ 12/98	2	11.8171-0008.1	990049	ATE
				01/99→ 12/01	2	11.8171-0008.1	990049	ATE
				X3025752→	2	11.8171-0008.1	990049	ATE
				01/02→	2	11.8171-0008.1	990049	ATE
2.0 t	136	07/00→07/01		X3020001→	2	11.8171-0008.1	990049	ATE
				→ X3020000	2	11.8171-0008.1	990049	ATE
					2	11.8171-0008.1	990049	ATE
2.0 t	141	10/98→07/00		→ X3020000	2	11.8171-0008.1	990049	ATE
				→ 12/98	2	11.8171-0008.1	990049	ATE
				X3020001→	2	11.8171-0008.1	990049	ATE
				X3025752→	2	11.8171-0008.1	990049	ATE
				01/99→	2	11.8171-0008.1	990049	ATE
2.0 t BioPower	110	01/06→12/09		X3025752→	2	11.8171-0008.1	990049	ATE
					2	11.8171-0008.1	990049	ATE
2.3 t	136	01/01→12/09		01/02→	2	11.8171-0008.1	990049	ATE
				→ 12/01	2	11.8171-0008.1	990049	ATE
					2	11.8171-0008.1	990049	ATE
2.3 t BioPower	154	11/06→12/09		01/07→	2	11.8171-0008.1	990049	ATE
				X3025752→	2	11.8171-0008.1	990049	ATE
2.3 Turbo	162	07/03→12/09		43510123→	2	11.8171-0008.1	990049	ATE
					2	11.8171-0008.1	990049	ATE
2.3 Turbo	184	09/01→12/09		53500057→	2	11.8171-0008.1	990049	ATE
				01/02→; → 53500056	2	11.8171-0008.1	990049	ATE
				→ 12/01	2	11.8171-0008.1	990049	ATE
				01/02→	2	11.8171-0008.1	990049	ATE
3.0 TiD	130	07/01→12/09		01/02→	2	11.8171-0008.1	990049	ATE
				→ 12/01	2	11.8171-0008.1	990049	ATE
3.0 V6t	147	10/98→12/09		→ 12/01; X3025752→	2	11.8171-0008.1	990049	ATE
				01/02→	2	11.8171-0008.1	990049	ATE
				→ 12/01	2	11.8171-0008.1	990049	ATE
<b>Dichtungssatz, Bremssattel</b>								
1.9 TiD	110	01/06→12/09				11.0441-3803.2	250010	ATE
1.9 TiD	129	01/07→12/09	←			11.0441-5704.2	250034	ATE
2.2 TiD	88	03/02→12/09						
2.3 Turbo	169	10/99→09/01						
2.0 t	110	10/98→12/09		X3025752→		11.0441-3803.2	250010	ATE
			←	01/02→		11.0441-5704.2	250034	ATE
			←	→ 12/98		11.0441-5704.2	250034	ATE
			←	01/99→ 12/01		11.0441-5704.2	250034	ATE
			←	→ X3020000		11.0441-5704.2	250034	ATE
			←	→ 12/01; X3020001→		11.0441-5704.2	250034	ATE
2.0 t	136	07/00→07/01				11.0441-3803.2	250010	ATE
			←			11.0441-5704.2	250034	ATE
			←	X3020001→		11.0441-5704.2	250034	ATE
	←	→ X3020000		11.0441-5704.2	250034	ATE		
2.0 t	141	10/98→07/00		X3025752→		11.0441-3803.2	250010	ATE
			←	→ 12/98		11.0441-5704.2	250034	ATE
↓								








	kw			 	! #		
<b>SAAB - 9-5 Kombi (YS3E) 10/98→12/09</b>							
<b>Dichtungssatz, Bremssattel</b>							
2.0 t	141	10/98→07/00	←	01/99→		11.0441-5704.2 250034	ATE
			←	X3020001→		11.0441-5704.2 250034	ATE
			←	→ X3020000		11.0441-5704.2 250034	ATE
2.0 t BioPower	110	01/06→12/09	←	X3025752→		11.0441-3803.2 250010	ATE
			←			11.0441-5704.2 250034	ATE
2.3 t	136	01/01→12/09	←			11.0441-3803.2 250010	ATE
			←	01/02→		11.0441-5704.2 250034	ATE
			←	→ 12/01		11.0441-5704.2 250034	ATE
2.3 t BioPower	154	11/06→12/09	←	X3025752→		11.0441-3803.2 250010	ATE
			←	01/07→		11.0441-5704.2 250034	ATE
2.3 Turbo	162	07/03→12/09	←			11.0441-3803.2 250010	ATE
			←			11.0441-5704.2 250034	ATE
			←	43510123→		11.0441-5704.2 250034	ATE
2.3 Turbo	184	09/01→12/09	←	→ 12/01		11.0441-3803.2 250010	ATE
			←	53500057→		11.0441-3803.2 250010	ATE
			←	01/02→		11.0441-4002.2 250011	ATE
			←	01/02→; → 53500056		11.0441-4002.2 250011	ATE
			←	01/02→		11.0441-5704.2 250034	ATE
2.3 Turbo	191	01/06→12/09	←	→ 12/01		11.0441-5704.2 250034	ATE
			←			11.0441-4002.2 250011	ATE
3.0 TiD	130	07/01→12/09	←	→ 12/01		11.0441-3803.2 250010	ATE
			←	01/02→		11.0441-4002.2 250011	ATE
			←	01/02→		11.0441-5704.2 250034	ATE
			←	→ 12/01		11.0441-5704.2 250034	ATE
3.0 V6t	147	10/98→12/09	←	→ 12/01; X3025752→		11.0441-3803.2 250010	ATE
			←	01/02→		11.0441-4002.2 250011	ATE
			←	→ 12/01		11.0441-5704.2 250034	ATE
			←	01/02→		11.0441-5704.2 250034	ATE
<b> Bremsschlauch</b>							
1.9 TiD	110	01/06→12/09	←		2	24.5231-0426.3 331313	L= 426
1.9 TiD	129	01/07→12/09	←		2	24.5233-0200.3 330425	L= 198
2.0 t	110	10/98→12/09	←		2	24.5233-0200.3 330425	L= 198
2.0 t	136	07/00→07/01	←	am Bremssattel	2	83.7119-0180.3 330634	L= 180
2.0 t	141	10/98→07/00	←				
2.0 t BioPower	110	01/06→12/09	←				
2.2 TiD	88	03/02→12/09	←				
2.3 t	125	10/98→12/09	←				
2.3 Turbo	162	07/03→12/09	←				
2.3 Turbo	169	10/99→09/01	←				
2.3 Turbo	184	09/01→12/09	←				
2.3 Turbo	191	01/06→12/09	←				
3.0 TiD	130	07/01→12/09	←				
3.0 V6t	147	10/98→12/09	←				
2.3 t	136	01/01→12/09	←	01/02→	2	24.5231-0426.3 331313	L= 426
			←	01/02→	2	24.5233-0200.3 330425	L= 198
			←	am Bremssattel; 01/02→	2	83.7119-0180.3 330634	L= 180
2.3 t BioPower	154	11/06→12/09	←	01/07→	2	24.5231-0426.3 331313	L= 426
			←	01/07→	2	24.5233-0200.3 330425	L= 198
			←	am Bremssattel; 01/07→	2	83.7119-0180.3 330634	L= 180
<b>SAAB - 900 II 07/93→04/99</b>							
<b> Bremssattel</b>							
2.0 -16 Turbo	136	07/93→02/98	←	☐; 09/93→ 08/96		24.3541-8086.5 240526	ATE - Halter
2.3 -16	110	07/93→02/98	←	☐; 09/96→		24.3571-1761.5 240461	ATE - Halter
2.5 -24 V6	125	07/93→02/98	←	☐; 09/96→		24.3571-1762.5 240462	ATE - Halter
			←	☐; 09/96→		24.4351-0025.5 230087	ATE
			←	☐; 09/96→		24.4351-0026.5 230088	ATE
			←	☐; → 08/96		24.3541-8086.5 240526	ATE - Halter
2.0 i	96	08/94→02/98	←	☐; → 08/96		24.3541-8086.5 240526	ATE - Halter
↓							








	kw			 	! #		
<b>SAAB - 900 II 07/93→04/99</b>							
 <b>Bremssattel</b>							
2.0 i	96	08/94→02/98	←	☐; 09/96→		24.3571-1761.5 240461	ATE - Halter
			←	☐; 09/96→		24.3571-1762.5 240462	ATE - Halter
			→	☐; 09/96→		24.4351-0025.5 230087	ATE
			→	☐; 09/96→		24.4351-0026.5 230088	ATE
<b>Feder, Bremssattel</b>							
2.0 -16 Turbo	136	07/93→02/98		09/96→	2	11.8116-0292.1 390521	ATE
2.3 -16	110	07/93→02/98	←	09/93→ 08/96	2	11.8116-0292.1 390521	ATE
2.5 -24 V6	125	07/93→02/98					
2.0 i	96	08/94→02/98		09/96→	2	11.8116-0292.1 390521	ATE
			←	→ 08/96	2	11.8116-0292.1 390521	ATE
<b>Führungshülzensatz, Bremssattel</b>							
2.0 -16 Turbo	136	07/93→02/98	←	09/96→		11.0101-5407.2 260011	ATE
2.3 -16	110	07/93→02/98	←	09/93→ 08/96		11.0101-5407.2 260011	ATE
2.5 -24 V6	125	07/93→02/98					
2.0 i	96	08/94→02/98	←	09/96→		11.0101-5407.2 260011	ATE
			←	→ 08/96		11.0101-5407.2 260011	ATE
<b>Führungsbolzen, Bremssattel</b>							
2.0 -16 Turbo	136	07/93→02/98		09/96→	2	11.8171-0008.1 990049	ATE
2.3 -16	110	07/93→02/98		09/93→ 08/96	2	11.8171-0008.1 990049	ATE
2.5 -24 V6	125	07/93→02/98					
2.0 i	96	08/94→02/98		09/96→	2	11.8171-0008.1 990049	ATE
				→ 08/96	2	11.8171-0008.1 990049	ATE
<b>Dichtungssatz, Bremssattel</b>							
2.0 -16 Turbo	136	07/93→02/98		09/96→		13.0441-3506.2 250052	ATE
2.3 -16	110	07/93→02/98	←	09/93→ 08/96		11.0441-5704.2 250034	ATE
2.5 -24 V6	125	07/93→02/98	→	09/93→ 08/96		13.0441-3506.2 250052	ATE
2.0 i	96	08/94→02/98		09/96→		13.0441-3506.2 250052	ATE
			←	→ 08/96		11.0441-5704.2 250034	ATE
			→	→ 08/96		13.0441-3506.2 250052	ATE
 <b>Bremsschlauch</b>							
2.0 -16 Turbo	136	07/93→02/98	←	09/93→	2	24.5298-0322.3 331314	L= 322
2.3 -16	110	07/93→02/98					
2.5 -24 V6	125	07/93→02/98	→	☐; R2024559→		24.5117-0195.3 330565	L= 198
			→	☐; R2017931→		24.5117-0205.3 330669	L= 205
2.0 i	96	08/94→02/98	←		2	24.5298-0322.3 331314	L= 322
			→	☐; R2024559→		24.5117-0195.3 330565	L= 198
			→	☐; R2017931→		24.5117-0205.3 330669	L= 205
<b>SAAB - 900 II Cabriolet 09/93→04/99</b>							
 <b>Bremssattel</b>							
2.0 -16 Turbo	136	12/93→02/98	←	☐; → 08/96		24.3541-8086.5 240526	ATE - Halter
2.0 i	96	12/93→02/98	←	☐; 09/96→		24.3571-1761.5 240461	ATE - Halter
2.3 -16	110	12/93→02/98	←	☐; 09/96→		24.3571-1762.5 240462	ATE - Halter
2.5 -24 V6	125	12/93→02/98	→	☐; 09/96→		24.4351-0025.5 230087	ATE
			→	☐; 09/96→		24.4351-0026.5 230088	ATE
<b>Feder, Bremssattel</b>							
2.0 -16 Turbo	136	12/93→02/98		09/96→	2	11.8116-0292.1 390521	ATE
2.0 i	96	12/93→02/98	←	→ 08/96	2	11.8116-0292.1 390521	ATE
2.3 -16	110	12/93→02/98					
2.5 -24 V6	125	12/93→02/98					
<b>Führungshülzensatz, Bremssattel</b>							
2.0 -16 Turbo	136	12/93→02/98	←	09/96→		11.0101-5407.2 260011	ATE
2.0 i	96	12/93→02/98	←	→ 08/96		11.0101-5407.2 260011	ATE
2.3 -16	110	12/93→02/98					
2.5 -24 V6	125	12/93→02/98					
<b>Führungsbolzen, Bremssattel</b>							
2.0 -16 Turbo	136	12/93→02/98		09/96→	2	11.8171-0008.1 990049	ATE
2.0 i	96	12/93→02/98					
↓							












	kw					! #		
<b>SAAB - 900 II Cabriolet 09/93→04/99</b>								
<b>Führungsbolzen, Bremsattel</b>								
2.3 -16	110	12/93→02/98		→ 08/96		2	11.8171-0008.1 990049	ATE
2.5 -24 V6	125	12/93→02/98						
<b>Dichtungssatz, Bremsattel</b>								
2.0 -16 Turbo	136	12/93→02/98		09/96→			13.0441-3506.2 250052	ATE
2.0 i	96	12/93→02/98	←	→ 08/96			11.0441-5704.2 250034	ATE
2.3 -16	110	12/93→02/98						
2.5 -24 V6	125	12/93→02/98	→	→ 08/96			13.0441-3506.2 250052	ATE
<b>Bremsschlauch</b>								
2.0 -16 Turbo	136	12/93→02/98	←			2	24.5298-0322.3 331314	L= 322
2.0 i	96	12/93→02/98						
2.3 -16	110	12/93→02/98	→	☐; R2024559→			24.5117-0195.3 330565	L= 198
2.5 -24 V6	125	12/93→02/98	→	☐; R2017931→			24.5117-0205.3 330669	L= 205
<b>SAAB - 900 II Coupe 12/93→04/99</b>								
<b>Bremssattel</b>								
2.0 -16 Turbo	136	12/93→02/98	←	☐; → 08/96			24.3541-8086.5 240526	ATE - Halter
2.0 i	96	08/94→02/98	←	☐; 09/96→			24.3571-1761.5 240461	ATE - Halter
2.3 -16	110	12/93→02/98	←	☐; 09/96→			24.3571-1762.5 240462	ATE - Halter
2.5 -24 V6	125	12/93→02/98	←	☐; 09/96→			24.4351-0025.5 230087	ATE
			→	☐; 09/96→			24.4351-0026.5 230088	ATE
<b>Feder, Bremsattel</b>								
2.0 -16 Turbo	136	12/93→02/98		09/96→		2	11.8116-0292.1 390521	ATE
2.0 i	96	08/94→02/98	←	→ 08/96		2	11.8116-0292.1 390521	ATE
2.3 -16	110	12/93→02/98						
2.5 -24 V6	125	12/93→02/98						
<b>Führungshülzensatz, Bremsattel</b>								
2.0 -16 Turbo	136	12/93→02/98	←	09/96→			11.0101-5407.2 260011	ATE
2.0 i	96	08/94→02/98	←	→ 08/96			11.0101-5407.2 260011	ATE
2.3 -16	110	12/93→02/98	←					
2.5 -24 V6	125	12/93→02/98						
<b>Führungsbolzen, Bremsattel</b>								
2.0 -16 Turbo	136	12/93→02/98		→ 08/96		2	11.8171-0008.1 990049	ATE
2.0 i	96	08/94→02/98		09/96→		2	11.8171-0008.1 990049	ATE
2.3 -16	110	12/93→02/98						
2.5 -24 V6	125	12/93→02/98						
<b>Dichtungssatz, Bremsattel</b>								
2.0 -16 Turbo	136	12/93→02/98		09/96→			13.0441-3506.2 250052	ATE
2.0 i	96	08/94→02/98	←	→ 08/96			11.0441-5704.2 250034	ATE
2.3 -16	110	12/93→02/98						
2.5 -24 V6	125	12/93→02/98	→	→ 08/96			13.0441-3506.2 250052	ATE
<b>Bremsschlauch</b>								
2.0 -16 Turbo	136	12/93→02/98	←			2	24.5298-0322.3 331314	L= 322
2.0 i	96	08/94→02/98						
2.3 -16	110	12/93→02/98	→	☐; R2024559→			24.5117-0195.3 330565	L= 198
2.5 -24 V6	125	12/93→02/98	→	☐; R2017931→			24.5117-0205.3 330669	L= 205
<b>SAAB - 9000 04/85→12/98</b>								
<b>Feder, Bremsattel</b>								
2.0 -16 CD	96	09/93→12/98		→ 05/98		2	11.8116-0073.1 390498	ATE
2.0 -16 CD	110	09/93→12/98						
2.3 -16 CDE	108	09/93→12/98						
2.3 -16 CDE Eco-Power	125	09/93→12/98						
2.0 -16 Turbo CD	108	09/92→12/98		09/93→ 05/98		2	11.8116-0073.1 390498	ATE
2.0 -16 Turbo CD	136	09/89→12/98		→ 08/93		2	11.8116-0073.1 390498	ATE
2.3 -16 CD	107	08/89→12/98		09/89→ 08/93		2	11.8116-0073.1 390498	ATE
2.3 -16 CD Turbo	147	07/90→12/98		09/93→ 05/98		2	11.8116-0073.1 390498	ATE
2.3 -16 Turbo	143	09/90→12/98				2	11.8116-0073.1 390498	ATE
3.0 -24 V6 CD/CDE	155	07/94→12/98		09/94→ 05/98		2	11.8116-0073.1 390498	ATE
<b>Führungshülzensatz, Bremsattel</b>								
2.0 -16 CD	96	09/93→12/98	←	→ 05/98			11.0101-5407.2 260011	ATE
2.0 -16 CD	110	09/93→12/98						
2.3 -16 CDE	108	09/93→12/98	→	→ 05/98			11.0101-5407.2 260011	ATE
2.3 -16 CDE Eco-Power	125	09/93→12/98						

















	kw			 	! #		
<b>SAAB - 9000 04/85→12/98</b>							
<b>Führungshülzensatz, Bremsattel</b>							
2.0 -16 Turbo CD	108	09/92→12/98	←	→ 08/93		11.0101-5407.2 260011	ATE
2.0 -16 Turbo CD	136	09/89→12/98	←	→ 09/93→ 05/98		11.0101-5407.2 260011	ATE
			→	09/93→ 05/98		11.0101-5407.2 260011	ATE
			→	→ 08/93		11.0101-5407.2 260011	ATE
2.3 -16 CD	107	08/89→12/98	←	09/89→ 08/93		11.0101-5407.2 260011	ATE
			→	09/89→ 08/93		11.0101-5407.2 260011	ATE
2.3 -16 CD Turbo	147	07/90→12/98	←	09/93→ 05/98		11.0101-5407.2 260011	ATE
			→	09/93→ 05/98		11.0101-5407.2 260011	ATE
2.3 -16 Turbo	143	09/90→12/98	←			11.0101-5407.2 260011	ATE
			→			11.0101-5407.2 260011	ATE
3.0 -24 V6 CD/CDE	155	07/94→12/98	←	09/94→ 05/98		11.0101-5407.2 260011	ATE
			→	09/94→ 05/98		11.0101-5407.2 260011	ATE
<b>Führungsbolzen, Bremsattel</b>							
2.0 -16 CD	96	09/93→12/98	←	→ 05/98	2	11.8171-0008.1 990049	ATE
2.0 -16 CD	110	09/93→12/98	→	→ 05/98	2	11.8171-0008.1 990049	ATE
2.3 -16 CDE	108	09/93→12/98	→				
2.3 -16 CDE Eco-Power	125	09/93→12/98	→				
2.0 -16 Turbo CD	108	09/92→12/98	←	09/93→ 05/98	2	11.8171-0008.1 990049	ATE
2.0 -16 Turbo CD	136	09/89→12/98	←	→ 08/93	2	11.8171-0008.1 990049	ATE
			→	→ 08/93	2	11.8171-0008.1 990049	ATE
			→	09/93→ 05/98	2	11.8171-0008.1 990049	ATE
2.3 -16 CD	107	08/89→12/98	←	09/89→ 08/93	2	11.8171-0008.1 990049	ATE
			→	09/89→ 08/93	2	11.8171-0008.1 990049	ATE
2.3 -16 CD Turbo	147	07/90→12/98	←	09/93→ 05/98	2	11.8171-0008.1 990049	ATE
			→	09/93→ 05/98	2	11.8171-0008.1 990049	ATE
2.3 -16 Turbo	143	09/90→12/98	←		2	11.8171-0008.1 990049	ATE
			→		2	11.8171-0008.1 990049	ATE
3.0 -24 V6 CD/CDE	155	07/94→12/98	←	09/94→ 05/98	2	11.8171-0008.1 990049	ATE
			→	09/94→ 05/98	2	11.8171-0008.1 990049	ATE
<b>Dichtungssatz, Bremsattel</b>							
2.0 -16 CD	96	09/93→12/98	←	→ 05/98		11.0441-5702.2 250033	ATE
2.0 -16 CD	110	09/93→12/98	→	→ 05/98		11.0441-3302.2 250004	ATE
2.3 -16 CDE	108	09/93→12/98	→				
2.3 -16 CDE Eco-Power	125	09/93→12/98	→				
2.0 -16 Turbo CD	108	09/92→12/98	←	09/93→ 05/98		11.0441-5702.2 250033	ATE
2.0 -16 Turbo CD	136	09/89→12/98	←	→ 08/93		11.0441-5702.2 250033	ATE
			→	09/93→ 05/98		11.0441-3302.2 250004	ATE
			→	→ 08/93		11.0441-3302.2 250004	ATE
2.3 -16 CD	107	08/89→12/98	←	09/89→ 08/93		11.0441-5702.2 250033	ATE
			→	09/89→ 08/93		11.0441-3302.2 250004	ATE
2.3 -16 CD Turbo	147	07/90→12/98	←	09/93→ 05/98		11.0441-5702.2 250033	ATE
			→	09/93→ 05/98		11.0441-3302.2 250004	ATE
2.3 -16 Turbo	143	09/90→12/98	←			11.0441-5702.2 250033	ATE
			→			11.0441-3302.2 250004	ATE
3.0 -24 V6 CD/CDE	155	07/94→12/98	←	09/94→ 05/98		11.0441-5702.2 250033	ATE
			→	09/94→ 05/98		11.0441-3302.2 250004	ATE
<b>Bremsschlauch</b>							
2.0 -16 CD	96	09/93→12/98	←	→ 05/98	2	83.6169-0505.3 330288	L= 505
2.0 -16 CD	110	09/93→12/98	→	→ 09/96	2	83.6155-0327.3 330287	L= 325
			→	09/96→ 05/98	2	83.6169-0325.3 330546	L= 325
2.0 -16 Turbo CD	108	09/92→12/98	←	→ 08/93	2	83.6169-0505.3 330288	L= 505
2.0 -16 Turbo CD	136	09/89→12/98	←	09/93→ 05/98	2	83.6169-0505.3 330288	L= 505
			→	09/93→ 08/96	2	83.6155-0327.3 330287	L= 325
			→	→ 08/93	2	83.6155-0327.3 330287	L= 325
↓							

	kW			 	! #		
<b>SAAB - 9000 04/85→12/98</b>							
<b>Bremsschlauch</b>							
2.0 -16 Turbo CD	108	09/92→12/98	➔	09/96→ 05/98	2	83.6169-0325.3 330546	L= 325
2.0 -16 Turbo CD	136	09/89→12/98					
2.3 -16 CD	107	08/89→12/98	➔	09/89→ 08/93	2	83.6169-0505.3 330288	L= 505
			➔	09/89→ 08/93	2	83.6155-0327.3 330287	L= 325
2.3 -16 CDE	108	09/93→12/98	➔	→ 05/98	2	83.6169-0505.3 330288	L= 505
2.3 -16 CDE Eco-Power	125	09/93→12/98	➔	→ 08/96	2	83.6155-0327.3 330287	L= 325
			➔	09/96→ 05/98	2	83.6169-0325.3 330546	L= 325
2.3 -16 CD Turbo	147	07/90→12/98	➔	09/93→ 05/98	2	83.6169-0505.3 330288	L= 505
			➔	09/93→ 08/96	2	83.6155-0327.3 330287	L= 325
			➔	09/96→ 05/98	2	83.6169-0325.3 330546	L= 325
2.3 -16 Turbo	143	09/90→12/98	➔		2	83.6169-0505.3 330288	L= 505
			➔		2	83.6155-0327.3 330287	L= 325
3.0 -24 V6 CD/CDE	155	07/94→12/98	➔	09/94→ 05/98	2	83.6169-0505.3 330288	L= 505
			➔	09/94→ 08/96	2	83.6155-0327.3 330287	L= 325
			➔	09/96→ 05/98	2	83.6169-0325.3 330546	L= 325
<b>SAAB - 9000 Schrägheck 09/84→12/98</b>							
<b>Feder, Bremssattel</b>							
2.0 -16 CS	94	01/89→12/98		09/89→ 08/93	2	11.8116-0073.1 390498	ATE
2.0 -16 CS	96	09/93→12/98		→ 05/98	2	11.8116-0073.1 390498	ATE
2.0 -16 ND Turbo	110	09/93→12/98					
2.3 -16 CSE	108	09/93→12/98					
2.3 -16 CSE Eco Power	125	09/93→12/98					
2.3 -16 Turbo CSE	147	09/93→12/98					
2.0 -16 Turbo CS	136	09/88→12/98		09/93→ 05/98	2	11.8116-0073.1 390498	ATE
				→ 08/93	2	11.8116-0073.1 390498	ATE
2.3 -16 Aero CS	162	02/93→12/98		09/93→ 05/98	2	11.8116-0073.1 390498	ATE
2.3 -16 Aero CS	165	02/93→12/98					
2.3 -16 Turbo	143	09/90→12/98					
2.3 -16 CS	107	09/89→12/98		→ 08/93	2	11.8116-0073.1 390498	ATE
3.0 -24 V6 CS/CSE	155	07/94→12/98		09/94→ 05/98	2	11.8116-0073.1 390498	ATE
<b>Führungshülzensatz, Bremssattel</b>							
2.0 -16 CS	94	01/89→12/98	➔	09/89→ 08/93		11.0101-5407.2 260011	ATE
			➔	→ 08/93		11.0101-5407.2 260011	ATE
2.0 -16 CS	96	09/93→12/98	➔	→ 05/98		11.0101-5407.2 260011	ATE
2.0 -16 ND Turbo	110	09/93→12/98					
2.3 -16 CSE	108	09/93→12/98	➔	→ 05/98		11.0101-5407.2 260011	ATE
2.3 -16 CSE Eco Power	125	09/93→12/98					
2.3 -16 Turbo CSE	147	09/93→12/98					
2.0 -16 Turbo CS	136	09/88→12/98	➔	→ 08/93		11.0101-5407.2 260011	ATE
			➔	09/93→ 05/98		11.0101-5407.2 260011	ATE
			➔	09/93→ 05/98		11.0101-5407.2 260011	ATE
			➔	→ 08/93		11.0101-5407.2 260011	ATE
2.3 -16 Aero CS	162	02/93→12/98	➔	09/93→ 05/98		11.0101-5407.2 260011	ATE
2.3 -16 Aero CS	165	02/93→12/98	➔	09/93→ 05/98		11.0101-5407.2 260011	ATE
2.3 -16 Turbo	143	09/90→12/98					
2.3 -16 CS	107	09/89→12/98	➔	→ 08/93		11.0101-5407.2 260011	ATE
			➔	→ 08/93		11.0101-5407.2 260011	ATE
3.0 -24 V6 CS/CSE	155	07/94→12/98	➔	09/94→ 05/98		11.0101-5407.2 260011	ATE
			➔	09/94→ 05/98		11.0101-5407.2 260011	ATE
<b>Führungsbolzen, Bremssattel</b>							
2.0 -16 CS	94	01/89→12/98	➔	09/89→ 08/93	2	11.8171-0008.1 990049	ATE
			➔	→ 08/93	2	11.8171-0008.1 990049	ATE
2.0 -16 CS	96	09/93→12/98	➔	→ 05/98	2	11.8171-0008.1 990049	ATE
2.0 -16 ND Turbo	110	09/93→12/98					
2.3 -16 CSE	108	09/93→12/98	➔	→ 05/98	2	11.8171-0008.1 990049	ATE
2.3 -16 CSE Eco Power	125	09/93→12/98					
2.3 -16 Turbo CSE	147	09/93→12/98					
2.0 -16 Turbo CS	136	09/88→12/98	➔	09/93→ 05/98	2	11.8171-0008.1 990049	ATE
			➔	→ 08/93	2	11.8171-0008.1 990049	ATE
			➔	→ 08/93	2	11.8171-0008.1 990049	ATE
↓							

	kW			 	! #		
<b>SAAB - 9000 Schrägheck 09/84→12/98</b>							
<b>Führungsbolzen, Bremsattel</b>							
2.0 -16 Turbo CS	136	09/88→12/98	➡	09/93→ 05/98	2	11.8171-0008.1 990049	ATE
2.3 -16 Aero CS	162	02/93→12/98	⬅	09/93→ 05/98	2	11.8171-0008.1 990049	ATE
2.3 -16 Aero CS	165	02/93→12/98	➡	09/93→ 05/98	2	11.8171-0008.1 990049	ATE
2.3 -16 Turbo	143	09/90→12/98					
2.3 -16 CS	107	09/89→12/98	⬅	→ 08/93	2	11.8171-0008.1 990049	ATE
			➡	→ 08/93	2	11.8171-0008.1 990049	ATE
3.0 -24 V6 CS/CSE	155	07/94→12/98	⬅	09/94→ 05/98	2	11.8171-0008.1 990049	ATE
			➡	09/94→ 05/98	2	11.8171-0008.1 990049	ATE
<b>Dichtungssatz, Bremsattel</b>							
2.0 -16 CS	94	01/89→12/98	⬅	09/89→ 08/93		11.0441-5702.2 250033	ATE
			➡	→ 08/93		11.0441-3302.2 250004	ATE
2.0 -16 CS	96	09/93→12/98	⬅	→ 05/98		11.0441-5702.2 250033	ATE
2.0 -16 ND Turbo	110	09/93→12/98	➡	→ 05/98		11.0441-3302.2 250004	ATE
2.3 -16 CSE	108	09/93→12/98					
2.3 -16 CSE Eco Power	125	09/93→12/98					
2.3 -16 Turbo CSE	147	09/93→12/98					
2.0 -16 Turbo CS	136	09/88→12/98	⬅	09/93→ 05/98		11.0441-5702.2 250033	ATE
			⬅	→ 08/93		11.0441-5702.2 250033	ATE
			➡	09/93→ 05/98		11.0441-3302.2 250004	ATE
			➡	→ 08/93		11.0441-3302.2 250004	ATE
2.3 -16 Aero CS	162	02/93→12/98	⬅	09/93→ 05/98		11.0441-5702.2 250033	ATE
2.3 -16 Aero CS	165	02/93→12/98	➡	09/93→ 05/98		11.0441-3302.2 250004	ATE
2.3 -16 Turbo	143	09/90→12/98					
2.3 -16 CS	107	09/89→12/98	⬅	→ 08/93		11.0441-5702.2 250033	ATE
			➡	→ 08/93		11.0441-3302.2 250004	ATE
3.0 -24 V6 CS/CSE	155	07/94→12/98	⬅	09/94→ 05/98		11.0441-5702.2 250033	ATE
			➡	09/94→ 05/98		11.0441-3302.2 250004	ATE
<b>Zubehörsatz, Bremsattel</b>							
2.0 -16 CS	94	01/89→12/98	⬅	→ 08/89		24.0101-3601.2 260044	TRW
<b> Bremsschlauch</b>							
2.0 -16 CS	94	01/89→12/98	⬅	→ 08/93	2	83.6169-0505.3 330288	L= 505
2.3 -16 CS	107	09/89→12/98	➡	→ 08/93	2	83.6155-0327.3 330287	L= 325
2.0 -16 CS	96	09/93→12/98	⬅	→ 05/98	2	83.6169-0505.3 330288	L= 505
			➡	→ 09/96	2	83.6155-0327.3 330287	L= 325
			➡	09/96→ 05/98	2	83.6169-0325.3 330546	L= 325
2.0 -16 ND Turbo	110	09/93→12/98	⬅	→ 05/98	2	83.6169-0505.3 330288	L= 505
2.3 -16 CSE	108	09/93→12/98	➡	→ 08/96	2	83.6155-0327.3 330287	L= 325
2.3 -16 CSE Eco Power	125	09/93→12/98					
2.3 -16 Turbo CSE	147	09/93→12/98					
2.0 -16 Turbo CS	136	09/88→12/98	⬅	→ 08/93	2	83.6169-0505.3 330288	L= 505
			⬅	09/93→ 05/98	2	83.6169-0505.3 330288	L= 505
			➡	09/93→ 08/96	2	83.6155-0327.3 330287	L= 325
			➡	→ 08/93	2	83.6155-0327.3 330287	L= 325
			➡	09/96→ 05/98	2	83.6169-0325.3 330546	L= 325
2.3 -16 Aero CS	162	02/93→12/98	⬅	09/93→ 05/98	2	83.6169-0505.3 330288	L= 505
2.3 -16 Aero CS	165	02/93→12/98	➡	09/93→ 08/96	2	83.6155-0327.3 330287	L= 325
2.3 -16 Turbo	143	09/90→12/98					
3.0 -24 V6 CS/CSE	155	07/94→12/98	⬅	09/94→ 05/98	2	83.6169-0505.3 330288	L= 505
			➡	09/94→ 08/96	2	83.6155-0327.3 330287	L= 325
			➡	09/96→ 05/98	2	83.6169-0325.3 330546	L= 325
<b>SEAT - ALHAMBRA (7V8, 7V9) 04/96→03/10</b>							
<b> Bremssattel</b>							
1.8 T 20V	110	10/97→03/10	⬅	☐; 7M-2-500001→		24.3571-9819.5 241239	ATE - Halter
			⬅	☐; 7M-2-500001→		24.3571-9820.5 241240	ATE - Halter
			➡	☐; 05/98→; → 7M-1-530756		24.3384-1707.5 240171	TRW - Halter
↓							



	kw			 	! #			
<b>SEAT - ALHAMBRA (7V8, 7V9) 04/96→03/10</b>								
<b>Bremssattel</b>								
1.8 T 20V	110	10/97→03/10	➡	☐; 05/98→; → 7M-1-530756		24.3384-1708.5	240172	TRW - Halter
			➡	☐; 7M-2-500001→		24.3384-1715.5	240265	TRW - Halter
			➡	☐; 7M-2-500001→		24.3384-1716.5	240266	TRW - Halter
1.9 TDI 2.0 i	66 85	04/96→03/10 04/96→03/10	←	☐; 7M-2-500001→		11.9571-9812.2	220486	ATE - Halter
			←	☐; 7M-2-500001→		24.3571-9811.5	241034	ATE - Halter
			➡	☐		24.3384-1707.5	240171	TRW - Halter
			➡	☐		24.3384-1708.5	240172	TRW - Halter
1.9 TDI	81	08/96→06/00	➡	☐; 10/97→ 05/00		24.3384-1707.5	240171	TRW - Halter
			➡	☐; 10/97→ 05/00		24.3384-1708.5	240172	TRW - Halter
1.9 TDI	85	06/00→03/10	←	☐; 7M-2-500001→		11.9571-9812.2	220486	ATE - Halter
			←	☐; 7M-2-500001→		24.3571-9811.5	241034	ATE - Halter
			➡	☐; → 7M-1-530756		24.3384-1707.5	240171	TRW - Halter
			➡	☐; → 7M-1-530756		24.3384-1708.5	240172	TRW - Halter
			➡	☐; 7M-2-500001→		24.3384-1715.5	240265	TRW - Halter
			➡	☐; 7M-2-500001→		24.3384-1716.5	240266	TRW - Halter
1.9 TDI 2.0 TDI	96 103	11/02→11/08 11/05→03/10	←	☐		11.9571-9812.2	220486	ATE - Halter
			←	☐		24.3571-9811.5	241034	ATE - Halter
			➡	☐		24.3384-1707.5	240171	TRW - Halter
			➡	☐		24.3384-1708.5	240172	TRW - Halter
1.9 TDI 2.8 V6	110 150	05/05→05/07 06/00→03/10	←	☐		24.3571-9819.5	241239	ATE - Halter
			←	☐		24.3571-9820.5	241240	ATE - Halter
			➡	☐		24.3384-1715.5	240265	TRW - Halter
			➡	☐		24.3384-1716.5	240266	TRW - Halter
1.9 TDI 4motion 2.8 V6 4motion	85 150	06/00→03/10 06/00→03/10	←	☐; 02/01→		24.3571-9819.5	241239	ATE - Halter
			←	☐; 02/01→		24.3571-9820.5	241240	ATE - Halter
			➡	☐; 02/01→		24.3384-1715.5	240265	TRW - Halter
			➡	☐; 02/01→		24.3384-1716.5	240266	TRW - Halter
<b>Feder, Bremssattel</b>								
1.8 T 20V	110	10/97→03/10		05/98→; → 7M-1-530756	2	11.8116-0143.1	390513	ATE
				7M-2-500001→	2	11.8116-0326.1	390471	ATE
			←	06/00→	2	11.8116-0272.1	390598	ATE
1.9 TDI 2.0 i	66 85	04/96→03/10 04/96→03/10		→ 7M-1-530756	2	11.8116-0143.1	390513	ATE
			←	06/00→	2	11.8116-0272.1	390598	ATE
			←	7M-2-500001→	2	11.8116-0326.1	390471	ATE
1.9 TDI	81	08/96→06/00		10/97→; → 7M-1-530756	2	11.8116-0143.1	390513	ATE
			←	06/00→	2	11.8116-0272.1	390598	ATE
1.9 TDI	85	06/00→03/10		→ 7M-1-530756	2	11.8116-0143.1	390513	ATE
			←		2	11.8116-0272.1	390598	ATE
			←	7M-2-500001→	2	11.8116-0326.1	390471	ATE
1.9 TDI 2.0 TDI	96 103	11/02→11/08 11/05→03/10	←		2	11.8116-0272.1	390598	ATE
						11.8116-0326.1	390471	ATE
1.9 TDI 2.8 V6	110 150	05/05→05/07 06/00→03/10			2	11.8116-0326.1	390471	ATE
			←		2	11.8116-0272.1	390598	ATE
1.9 TDI 4motion 2.8 V6 4motion	85 150	06/00→03/10 06/00→03/10		02/01→	2	11.8116-0326.1	390471	ATE
			←		2	11.8116-0272.1	390598	ATE
<b>Führungshülzensatz, Bremssattel</b>								
1.8 T 20V	110	10/97→03/10	←	05/98→; → 7M-1-530756		11.0101-5409.2	260035	ATE
			←	7M-2-500001→		11.0101-5705.2	260096	ATE
			➡	05/98→; → 7M-1-530756		11.0101-5403.2	260010	TRW
1.9 TDI 2.0 i	66 85	04/96→03/10 04/96→03/10	←	→ 7M-1-530756		11.0101-5409.2	260035	ATE
			←	7M-2-500001→		11.0101-5706.2	260097	ATE
			➡			11.0101-5403.2	260010	TRW
1.9 TDI ↓	81	08/96→06/00	←	10/97→; → 7M-1-530756		11.0101-5409.2	260035	ATE

	kw			 	! #		
<b>SEAT - ALHAMBRA (7V8, 7V9) 04/96→03/10</b>							
<b>Führungshülzensatz, Bremsattel</b>							
1.9 TDI	81	08/96→06/00	➔	10/97→ 05/00		11.0101-5403.2 260010	TRW
1.9 TDI	85	06/00→03/10	➔	→ 7M-1-530756		11.0101-5409.2 260035	ATE
			➔	7M-2-500001→		11.0101-5706.2 260097	ATE
			➔	→ 7M-1-530756		11.0101-5403.2 260010	TRW
1.9 TDI	96	11/02→11/08	➔			11.0101-5706.2 260097	ATE
2.0 TDI	103	11/05→03/10	➔			11.0101-5403.2 260010	TRW
1.9 TDI	110	05/05→05/07	➔			11.0101-5705.2 260096	ATE
2.8 V6	150	06/00→03/10	➔				
1.9 TDI 4motion	85	06/00→03/10	➔	02/01→		11.0101-5705.2 260096	ATE
2.8 V6 4motion	150	06/00→03/10	➔				
<b>Führungsbolzen, Bremsattel</b>							
1.8 T 20V	110	10/97→03/10		05/98→; → 7M-1-530756	2	11.8171-0008.1 990049	ATE
				7M-2-500001→		11.8171-0067.1 250153	ATE
1.9 TDI	66	04/96→03/10		→ 7M-1-530756	2	11.8171-0008.1 990049	ATE
1.9 TDI	85	06/00→03/10		7M-2-500001→		11.8171-0067.1 250153	ATE
2.0 i	85	04/96→03/10					
1.9 TDI	81	08/96→06/00		10/97→; → 7M-1-530756	2	11.8171-0008.1 990049	ATE
1.9 TDI	96	11/02→11/08				11.8171-0067.1 250153	ATE
1.9 TDI	110	05/05→05/07					
2.0 TDI	103	11/05→03/10					
2.8 V6	150	06/00→03/10					
1.9 TDI 4motion	85	06/00→03/10		02/01→		11.8171-0067.1 250153	ATE
2.8 V6 4motion	150	06/00→03/10					
<b>Dichtungssatz, Bremsattel</b>							
1.8 T 20V	110	10/97→03/10	➔	05/98→; → 7M-1-530756		11.0441-5704.2 250034	ATE
1.9 TDI	66	04/96→03/10	➔	7M-2-500001→		11.0441-5704.2 250034	ATE
1.9 TDI	85	06/00→03/10	➔	→ 7M-1-530756		11.0441-5704.2 250034	ATE
2.0 i	85	04/96→03/10	➔				
1.9 TDI	81	08/96→06/00	➔	10/97→; → 7M-1-530756		11.0441-5704.2 250034	ATE
1.9 TDI	96	11/02→11/08	➔			11.0441-5704.2 250034	ATE
2.0 TDI	103	11/05→03/10	➔				
<b>Bremsschlauch</b>							
1.8 T 20V	110	10/97→03/10	➔	05/98→; → 7M-1-530756	2	24.5166-0454.3 331306	L= 454
			➔	7M-2-500001→	2	24.5205-0461.3 331431	L= 461
			➔	05/98→	2	24.5225-0370.3 331379	L= 373
			➔	am Bremsattel; 05/98→	2	83.6113-0140.3 330482	L= 140
1.9 TDI	66	04/96→03/10	➔	→ 7M-1-530756	2	24.5166-0454.3 331306	L= 454
1.9 TDI	85	06/00→03/10	➔	7M-2-500001→	2	24.5205-0461.3 331431	L= 461
1.9 TDI	96	11/02→11/08	➔		2	24.5225-0370.3 331379	L= 373
2.0 i	85	04/96→03/10	➔		2	83.6113-0140.3 330482	L= 140
			➔	am Bremsattel	2	83.6113-0140.3 330482	L= 140
1.9 TDI	81	08/96→06/00	➔	10/97→ 05/00	2	24.5166-0454.3 331306	L= 454
			➔	10/97→ 05/00	2	24.5225-0370.3 331379	L= 373
			➔	am Bremsattel; 10/97→ 05/00	2	83.6113-0140.3 330482	L= 140
1.9 TDI	110	05/05→05/07	➔		2	24.5205-0461.3 331431	L= 461
2.0 TDI	103	11/05→03/10	➔		2	24.5225-0370.3 331379	L= 373
2.8 V6	150	06/00→03/10	➔		2	83.6113-0140.3 330482	L= 140
			➔	am Bremsattel	2	83.6113-0140.3 330482	L= 140
1.9 TDI 4motion	85	06/00→03/10	➔	02/01→	2	24.5205-0461.3 331431	L= 461
2.8 V6 4motion	150	06/00→03/10	➔	02/01→	2	24.5225-0370.3 331379	L= 373
			➔	am Bremsattel; 02/01→	2	83.6113-0140.3 330482	L= 140
<b>SEAT - ALHAMBRA (710, 711) 06/10→</b>							
<b>Bremssattel</b>							
1.4 TSI	110	06/10→	➔	☐; +PR 1LJ		24.3571-9759.5 241117	ATE - Halter
2.0 TDI	85	05/11→	➔			24.3571-9760.5 241118	ATE - Halter
2.0 TDI	103	06/10→	➔	☐; +PR 1LJ		24.3601-1727.5 240786	TRW - Halter
2.0 TDI	125	06/10→	➔	☐; 03/12→; +PR 1LW		24.3601-1728.5 240787	TRW - Halter
2.0 TDI 4Drive	103	05/11→	➔			24.6241-1709.5 240994	TRW + EMot / - Halter + FSB
2.0 TSI	147	11/10→	➔	☐; 03/12→; +PR 1LW		24.6241-1710.5 240995	TRW + EMot / - Halter + FSB
			➔	☐			
			➔	☐			
↓							



**SEAT - ALHAMBRA (710, 711) 06/10→**

**Bremssattel**

1.4 TSI	110	05/15→	←	☐; +PR 1LW		24.3601-1727.5	240786	TRW - Halter
2.0 TDI	110	05/15→	←	☐; +PR 1LW		24.3601-1728.5	240787	TRW - Halter
2.0 TDI	135	05/15→						
2.0 TDi 4Drive	130	11/18→						
2.0 TDI 4Drive	110	05/15→						
2.0 TDI 4Drive	135	05/16→						
2.0 TSI	162	05/15→						
1.8 TSI	118	11/12→	←	☐; +PR 1LJ		24.3571-9759.5	241117	ATE - Halter
2.0 TDI	130	11/12→	←	☐; +PR 1LJ		24.3571-9760.5	241118	ATE - Halter
			←	☐; +PR 1LW		24.3601-1727.5	240786	TRW - Halter
			←	☐; +PR 1LW		24.3601-1728.5	240787	TRW - Halter
			→	☐		24.6241-1709.5	240994	TRW + EMot / - Halter + FSB
			→	☐		24.6241-1710.5	240995	TRW + EMot / - Halter + FSB
2.0 TDI	100	06/10→05/11	←	☐; +PR 1LJ		24.3571-9759.5	241117	ATE - Halter
			←	☐; +PR 1LJ		24.3571-9760.5	241118	ATE - Halter
			→	☐		24.6241-1709.5	240994	TRW + EMot / - Halter + FSB
			→	☐		24.6241-1710.5	240995	TRW + EMot / - Halter + FSB

**Feder, Bremssattel**

1.4 TSI	110	06/10→		+PR 1LJ	2	11.8116-0071.1	390605	ATE
1.8 TSI	118	11/12→						
2.0 TDI	85	05/11→						
2.0 TDI	100	06/10→05/11						
2.0 TDI	103	06/10→						
2.0 TDI	125	06/10→						
2.0 TDI	130	11/12→						
2.0 TDI 4Drive	103	05/11→						
2.0 TSI	147	11/10→						

**Führungshülzensatz, Bremssattel**

1.4 TSI	110	06/10→	←	+PR 1LJ		11.0101-5409.2	260035	ATE
1.8 TSI	118	11/12→						
2.0 TDI	85	05/11→						
2.0 TDI	100	06/10→05/11						
2.0 TDI	103	06/10→						
2.0 TDI	125	06/10→						
2.0 TDI	130	11/12→						
2.0 TDI 4Drive	103	05/11→						
2.0 TSI	147	11/10→						

**Führungsbolzen, Bremssattel**

1.4 TSI	110	06/10→		+PR 1LJ	2	11.8171-0008.1	990049	ATE
1.8 TSI	118	11/12→						
2.0 TDI	85	05/11→						
2.0 TDI	100	06/10→05/11						
2.0 TDI	103	06/10→						
2.0 TDI	125	06/10→						
2.0 TDI	130	11/12→						
2.0 TDI 4Drive	103	05/11→						
2.0 TSI	147	11/10→						

**Bremsschlauch**








1.4 TSI	110	06/10→	→		2	24.5143-0257.3	331167	L= 257
1.8 TSI	118	11/12→						
2.0 TDI	85	05/11→						
2.0 TDI	100	06/10→05/11						
2.0 TDI	103	06/10→						
2.0 TDI	125	06/10→						
2.0 TDI	130	11/12→						
2.0 TDI 4Drive	103	05/11→						
2.0 TSI	147	11/10→						

**SEAT - ALTEA (5P1) 03/04→**








**Bremssattel**








1.2 TSI	77	04/10→	←	☐; +PR 1ZF		24.3541-9549.5	241023	ATE - Halter
1.4 16V	63	05/06→	←	☐; +PR 1ZF		24.3541-9550.5	241024	ATE - Halter
1.4 TSI	92	11/07→						
1.6	75	03/04→	←	☐; +PR 1ZE		24.3541-9553.5	241025	ATE - Halter
1.6 LPG	75	09/09→						
1.6 TDI	66	11/10→	←	☐; +PR 1ZA / 1LJ		24.3541-9553.5	241025	ATE - Halter
1.6 TDI	77	10/09→						
1.8 TFSI	118	01/07→	←	☐; +PR 1ZA / 1LJ		24.3541-9554.5	241026	ATE - Halter
1.9 TDI	66	08/09→	←	☐; +PR 1ZE		24.3541-9554.5	241026	ATE - Halter
1.9 TDI	77	04/04→						
2.0 FSI	110	05/04→03/09	→	☐; +PR 1KD / 1KQ / 1KZ		24.3384-1755.5	240886	TRW - Halter



	kw			 	! #		
<b>SEAT - ALTEA (5P1) 03/04 →</b>							
<b>Bremssattel</b>							
2.0 TDI	100	03/04 → 05/09	➔	☐; +PR 1KD / 1KQ / 1KZ		24.3384-1756.5 240887	TRW - Halter
2.0 TDI	103	11/05 →					
2.0 TDI	125	03/06 →	➔	☐; +PR 1KS		24.3384-1777.5 240988	BOS - Halter
2.0 TDI 16V	103	03/04 →	➔	☐; +PR 1KS		24.3384-1778.5 241002	BOS - Halter
2.0 TDI 16V 4WD	103	10/10 →					
2.0 TFSI	147	04/06 → 05/09	➔	☐; +PR 1KZ		24.3387-1717.5 240872	TRW - Halter
			➔	☐; +PR 1KZ		24.3387-1718.5 240873	TRW - Halter
			➔	☐; +PR 1KF / 1KJ		24.3414-1709.5 240834	TRW - Halter
			➔	☐; +PR 1KF / 1KJ		24.3414-1710.5 240835	TRW - Halter
<b>Halter, Bremssattel</b>							
1.2 TSI	77	04/10 →	←	+PR 1ZF	2	11.0230-0131.1 260129	ATE
1.4 16V	63	05/06 →					
1.4 TSI	92	11/07 →	←	+PR 1ZA / 1LJ		11.0230-0131.1 260129	ATE
1.6	75	03/04 →					
1.6 LPG	75	09/09 →					
1.6 TDI	66	11/10 →					
1.6 TDI	77	10/09 →					
1.8 TFSI	118	01/07 →					
1.9 TDI	66	08/09 →					
1.9 TDI	77	04/04 →					
2.0 FSI	110	05/04 → 03/09					
2.0 TDI	100	03/04 → 05/09					
2.0 TDI	103	11/05 →					
2.0 TDI	125	03/06 →					
2.0 TDI 16V	103	03/04 →					
2.0 TDI 16V 4WD	103	10/10 →					
2.0 TFSI	147	04/06 → 05/09					
<b>Feder, Bremssattel</b>							
1.2 TSI	77	04/10 →	←	+PR 1ZA / 1LJ	2	11.8116-0351.1 390538	ATE
1.4 16V	63	05/06 →					
1.4 TSI	92	11/07 →	←	+PR 1ZE	2	11.8116-0351.1 390538	ATE
1.6	75	03/04 →					
1.6 LPG	75	09/09 →					
1.6 TDI	66	11/10 →					
1.6 TDI	77	10/09 →					
1.8 TFSI	118	01/07 →					
1.9 TDI	66	08/09 →					
1.9 TDI	77	04/04 →					
2.0 FSI	110	05/04 → 03/09					
2.0 TDI	100	03/04 → 05/09					
2.0 TDI	103	11/05 →					
2.0 TDI	125	03/06 →					
2.0 TDI 16V	103	03/04 →					
2.0 TDI 16V 4WD	103	10/10 →					
2.0 TFSI	147	04/06 → 05/09					
<b>Führungshülzensatz, Bremssattel</b>							
1.2 TSI	77	04/10 →	←	+PR 1ZF		11.0101-5409.2 260035	ATE
1.4 16V	63	05/06 →					
1.4 TSI	92	11/07 →	←	+PR 1ZE		11.0101-5409.2 260035	ATE
1.6	75	03/04 →	←	+PR 1ZA / 1LJ		11.0101-5409.2 260035	ATE
1.6 LPG	75	09/09 →					
1.6 TDI	66	11/10 →					
1.6 TDI	77	10/09 →					
1.8 TFSI	118	01/07 →					
1.9 TDI	66	08/09 →					
1.9 TDI	77	04/04 →					
2.0 FSI	110	05/04 → 03/09					
2.0 TDI	100	03/04 → 05/09					
2.0 TDI	103	11/05 →					
2.0 TDI	125	03/06 →					
2.0 TDI 16V	103	03/04 →					
2.0 TDI 16V 4WD	103	10/10 →					
2.0 TFSI	147	04/06 → 05/09					
<b>Führungsbolzen, Bremssattel</b>							
1.2 TSI	77	04/10 →		+PR 1ZE	2	11.8171-0008.1 990049	ATE
1.4 16V	63	05/06 →					
1.4 TSI	92	11/07 →		+PR 1ZA / 1LJ	2	11.8171-0008.1 990049	ATE
1.6	75	03/04 →					
1.6 LPG	75	09/09 →					
1.6 TDI	66	11/10 →					
1.6 TDI	77	10/09 →					
1.8 TFSI	118	01/07 →					
1.9 TDI	66	08/09 →					
1.9 TDI	77	04/04 →					
2.0 FSI	110	05/04 → 03/09					
2.0 TDI	100	03/04 → 05/09					
↓							



	kw			 	! #		
<b>SEAT - ALTEA (5P1) 03/04→</b>							
<b>Führungsbolzen, Bremsattel</b>							
2.0 TDI	103	11/05→		+PR 1ZE	2	11.8171-0008.1	990049 ATE
2.0 TDI	125	03/06→					
2.0 TDI 16V	103	03/04→		+PR 1ZA / 1LJ	2	11.8171-0008.1	990049 ATE
2.0 TDI 16V 4WD	103	10/10→					
2.0 TFSI	147	04/06→05/09					
<b>Bremsschlauch</b>							
1.2 TSI	77	04/10→	←		2	24.5143-0564.3	331433 L= 563
1.4 16V	63	05/06→	→		2	24.5204-0233.3	331430 L= 233
1.4 TSI	92	11/07→					
1.6	75	03/04→					
1.6 LPG	75	09/09→					
1.6 TDI	66	11/10→					
1.6 TDI	77	10/09→					
1.8 TFSI	118	01/07→					
1.9 TDI	66	08/09→					
1.9 TDI	77	04/04→					
2.0 FSI	110	05/04→03/09					
2.0 TDI	100	03/04→05/09					
2.0 TDI	103	11/05→					
2.0 TDI	125	03/06→					
2.0 TDI 16V	103	03/04→					
2.0 TDI 16V 4WD	103	10/10→					
2.0 TFSI	147	04/06→05/09					
<b>SEAT - ALTEA XL (5P5, 5P8) 10/06→</b>							
<b>Bremssattel</b>							
1.2 TSI	77	04/10→	←	☐; +PR 1ZF		24.3541-9549.5	241023 ATE - Halter
1.4 TSI	92	11/07→	←	☐; +PR 1ZF		24.3541-9550.5	241024 ATE - Halter
1.6	75	10/06→	←	☐; +PR 1ZF		24.3541-9550.5	241024 ATE - Halter
1.6 LPG	75	09/09→	←	☐; +PR 1ZE		24.3541-9553.5	241025 ATE - Halter
1.6 Multifuel	75	10/06→	←	☐; +PR 1ZE		24.3541-9553.5	241025 ATE - Halter
1.6 TDI	66	11/10→	←	☐; +PR 1ZA / 1LJ		24.3541-9553.5	241025 ATE - Halter
1.6 TDI	77	10/09→	←	☐; +PR 1ZA / 1LJ		24.3541-9554.5	241026 ATE - Halter
1.8 TFSI	118	01/07→	←	☐; +PR 1ZA / 1LJ		24.3541-9554.5	241026 ATE - Halter
1.9 TDI	66	08/09→	←	☐; +PR 1ZE		24.3541-9554.5	241026 ATE - Halter
1.9 TDI	77	10/06→	→	☐; +PR 1KD / 1KQ / 1KZ		24.3384-1755.5	240886 TRW - Halter
1.9 TDI 4x4	77	06/09→12/10	→	☐; +PR 1KD / 1KQ / 1KZ		24.3384-1755.5	240886 TRW - Halter
2.0 FSI	110	10/06→03/09	→	☐; +PR 1KD / 1KQ / 1KZ		24.3384-1756.5	240887 TRW - Halter
2.0 TDI	100	11/06→03/09	→	☐; +PR 1KS		24.3384-1777.5	240988 BOS - Halter
2.0 TDI	103	10/06→	→	☐; +PR 1KS		24.3384-1777.5	240988 BOS - Halter
2.0 TDI	125	06/07→	→	☐; +PR 1KS		24.3384-1778.5	241002 BOS - Halter
2.0 TDI 16V	103	10/06→	→	☐; +PR 1KS		24.3384-1778.5	241002 BOS - Halter
2.0 TDI 16V 4x4	103	10/10→	→	☐; +PR 1KZ		24.3387-1717.5	240872 TRW - Halter
2.0 TDI 4x4	103	06/07→	→	☐; +PR 1KZ		24.3387-1718.5	240873 TRW - Halter
2.0 TDI 4x4	125	06/07→	→	☐; +PR 1KZ		24.3387-1718.5	240873 TRW - Halter
2.0 TFSI	147	10/06→05/09	→	☐; +PR 1KF / 1KJ		24.3414-1709.5	240834 TRW - Halter
2.0 TFSI	155	05/09→	→	☐; +PR 1KF / 1KJ		24.3414-1710.5	240835 TRW - Halter
2.0 TFSI 4x4	147	06/07→05/09	→	☐; +PR 1KF / 1KJ		24.3414-1710.5	240835 TRW - Halter
2.0 TFSI 4x4	155	05/09→	→	☐; +PR 1KF / 1KJ		24.3414-1710.5	240835 TRW - Halter
1.4 16V	63	10/06→	←	☐; 05/08→; +PR 1ZF		24.3541-9549.5	241023 ATE - Halter
			←	☐; 05/08→; +PR 1ZF		24.3541-9550.5	241024 ATE - Halter
			←	☐; 05/08→; +PR 1ZE		24.3541-9553.5	241025 ATE - Halter
			←	☐; 05/08→; +PR 1ZA / 1LJ		24.3541-9553.5	241025 ATE - Halter
			←	☐; 05/08→; +PR 1ZE		24.3541-9554.5	241026 ATE - Halter
			←	☐; 05/08→; +PR 1ZA / 1LJ		24.3541-9554.5	241026 ATE - Halter
			→	☐; 05/08→; +PR 1KD / 1KQ / 1KZ		24.3384-1755.5	240886 TRW - Halter
			→	☐; 05/08→; +PR 1KD / 1KQ / 1KZ		24.3384-1756.5	240887 TRW - Halter
			→	☐; 05/08→; +PR 1KS		24.3384-1777.5	240988 BOS - Halter
			→	☐; 05/08→; +PR 1KS		24.3384-1778.5	241002 BOS - Halter
			→	☐; +PR 1KZ		24.3387-1717.5	240872 TRW - Halter
			→	☐; +PR 1KZ		24.3387-1718.5	240873 TRW - Halter
			→	☐; +PR 1KF / 1KJ		24.3414-1709.5	240834 TRW - Halter
			→	☐; +PR 1KF / 1KJ		24.3414-1710.5	240835 TRW - Halter
<b>Halter, Bremssattel</b>							
1.2 TSI	77	04/10→	←	+PR 1ZF	2	11.0230-0131.1	260129 ATE
1.4 TSI	92	11/07→	←	+PR 1ZA / 1LJ		11.0230-0131.1	260129 ATE
1.6	75	10/06→					
1.6 LPG	75	09/09→					
1.6 Multifuel	75	10/06→					
1.6 TDI	66	11/10→					
1.6 TDI	77	10/09→					
↓							

	kw			 	! #		
<b>SEAT - ALTEA XL (5P5, 5P8) 10/06→</b>							
<b>Halter, Bremssattel</b>							
1.8 TFSI	118	01/07→	←	+PR 1ZF	2	11.0230-0131.1	260129 ATE
1.9 TDI	66	08/09→	←	+PR 1ZA / 1LJ		11.0230-0131.1	260129 ATE
1.9 TDI	77	10/06→					
1.9 TDI 4x4	77	06/09→12/10					
2.0 FSI	110	10/06→03/09					
2.0 TDI	100	11/06→03/09					
2.0 TDI	103	10/06→					
2.0 TDI	125	06/07→					
2.0 TDI 16V	103	10/06→					
2.0 TDI 16V 4x4	103	10/10→					
2.0 TDI 4x4	103	06/07→					
2.0 TDI 4x4	125	06/07→					
2.0 TFSI	147	10/06→05/09					
2.0 TFSI 4x4	147	06/07→05/09					
1.4 16V	63	10/06→					
			←	05/08→; +PR 1ZA / 1LJ		11.0230-0131.1	260129 ATE
2.0 TFSI	155	05/09→	←	+PR 1ZA / 1ZF / 1LJ		11.0230-0131.1	260129 ATE
2.0 TFSI 4x4	155	05/09→					
<b>Feder, Bremssattel</b>							
1.2 TSI	77	04/10→	←	+PR 1ZA / 1LJ	2	11.8116-0351.1	390538 ATE
1.4 TSI	92	11/07→	←	+PR 1ZE	2	11.8116-0351.1	390538 ATE
1.6	75	10/06→					
1.6 LPG	75	09/09→					
1.6 Multifuel	75	10/06→					
1.6 TDI	66	11/10→					
1.6 TDI	77	10/09→					
1.8 TFSI	118	01/07→					
1.9 TDI	66	08/09→					
1.9 TDI	77	10/06→					
1.9 TDI 4x4	77	06/09→12/10					
2.0 FSI	110	10/06→03/09					
2.0 TDI	100	11/06→03/09					
2.0 TDI	103	10/06→					
2.0 TDI	125	06/07→					
2.0 TDI 16V	103	10/06→					
2.0 TDI 16V 4x4	103	10/10→					
2.0 TDI 4x4	103	06/07→					
2.0 TDI 4x4	125	06/07→					
2.0 TFSI	147	10/06→05/09					
2.0 TFSI 4x4	147	06/07→05/09					
1.4 16V	63	10/06→	←	05/08→; +PR 1ZE	2	11.8116-0351.1	390538 ATE
			←	05/08→; +PR 1ZA / 1LJ	2	11.8116-0351.1	390538 ATE
2.0 TFSI	155	05/09→	←	+PR 1ZA / 1ZE / 1LJ	2	11.8116-0351.1	390538 ATE
2.0 TFSI 4x4	155	05/09→					
<b>Führungshülzensatz, Bremssattel</b>							
1.2 TSI	77	04/10→	←	+PR 1ZF		11.0101-5409.2	260035 ATE
1.4 TSI	92	11/07→	←	+PR 1ZE		11.0101-5409.2	260035 ATE
1.6	75	10/06→					
1.6 LPG	75	09/09→					
1.6 Multifuel	75	10/06→					
1.6 TDI	66	11/10→					
1.6 TDI	77	10/09→					
1.8 TFSI	118	01/07→					
1.9 TDI	66	08/09→					
1.9 TDI	77	10/06→					
1.9 TDI 4x4	77	06/09→12/10					
2.0 FSI	110	10/06→03/09					
2.0 TDI	100	11/06→03/09					
2.0 TDI	103	10/06→					
2.0 TDI	125	06/07→					
2.0 TDI 16V	103	10/06→					
2.0 TDI 16V 4x4	103	10/10→					
2.0 TDI 4x4	103	06/07→					
2.0 TDI 4x4	125	06/07→					
2.0 TFSI	147	10/06→05/09					
2.0 TFSI 4x4	147	06/07→05/09					
1.4 16V	63	10/06→	←	05/08→; +PR 1ZF		11.0101-5409.2	260035 ATE
			←	05/08→; +PR 1ZE		11.0101-5409.2	260035 ATE
			←	05/08→; +PR 1ZA / 1LJ		11.0101-5409.2	260035 ATE
2.0 TFSI	155	05/09→	←	+PR 1ZA / 1ZE / 1ZF / 1LJ		11.0101-5409.2	260035 ATE
2.0 TFSI 4x4	155	05/09→					
<b>Führungsbolzen, Bremssattel</b>							
1.2 TSI	77	04/10→		+PR 1ZE	2	11.8171-0008.1	990049 ATE
1.4 TSI	92	11/07→		+PR 1ZA / 1LJ	2	11.8171-0008.1	990049 ATE
1.6	75	10/06→					
↓							

### SEAT - ALTEA XL (5P5, 5P8) 10/06→

#### Führungsbolzen, Bremsattel

1.6 LPG	75	09/09→		+PR 1ZE	2	11.8171-0008.1	990049	ATE
1.6 Multifuel	75	10/06→			2	11.8171-0008.1	990049	ATE
1.6 TDI	66	11/10→						
1.6 TDI	77	10/09→						
1.8 TFSI	118	01/07→						
1.9 TDI	66	08/09→						
1.9 TDI	77	10/06→						
1.9 TDI 4x4	77	06/09→12/10						
2.0 FSI	110	10/06→03/09						
2.0 TDI	100	11/06→03/09						
2.0 TDI	103	10/06→						
2.0 TDI	125	06/07→						
2.0 TDI 16V	103	10/06→						
2.0 TDI 16V 4x4	103	10/10→						
2.0 TDI 4x4	103	06/07→						
2.0 TDI 4x4	125	06/07→						
2.0 TFSI	147	10/06→05/09						
2.0 TFSI 4x4	147	06/07→05/09						
1.4 16V	63	10/06→		05/08→; +PR 1ZE	2	11.8171-0008.1	990049	ATE
				05/08→; +PR 1ZA / 1LJ	2	11.8171-0008.1	990049	ATE
2.0 TFSI	155	05/09→	←	+PR 1ZA / 1ZE / 1LJ	2	11.8171-0008.1	990049	ATE
2.0 TFSI 4x4	155	05/09→	←					

#### Bremsschlauch

1.2 TSI	77	04/10→	←		2	24.5143-0564.3	331433	L= 563
1.4 TSI	92	11/07→	→		2	24.5204-0233.3	331430	L= 233
1.6	75	10/06→						
1.6 LPG	75	09/09→						
1.6 Multifuel	75	10/06→						
1.6 TDI	66	11/10→						
1.6 TDI	77	10/09→						
1.8 TFSI	118	01/07→						
1.9 TDI	66	08/09→						
1.9 TDI	77	10/06→						
1.9 TDI 4x4	77	06/09→12/10						
2.0 FSI	110	10/06→03/09						
2.0 TDI	100	11/06→03/09						
2.0 TDI	103	10/06→						
2.0 TDI	125	06/07→						
2.0 TDI 16V	103	10/06→						
2.0 TDI 16V 4x4	103	10/10→						
2.0 TDI 4x4	103	06/07→						
2.0 TDI 4x4	125	06/07→						
2.0 TFSI	147	10/06→05/09						
2.0 TFSI	155	05/09→						
2.0 TFSI 4x4	147	06/07→05/09						
2.0 TFSI 4x4	155	05/09→						
1.4 16V	63	10/06→	←	05/08→	2	24.5143-0564.3	331433	L= 563
			→	05/08→	2	24.5204-0233.3	331430	L= 233











### SEAT - AROSA (6H1) 05/97→06/04









#### Bremsattel

1.4	44	05/97→06/04	←	☐		24.3481-1735.5	240283	ATE - Halter
			←	☐		24.3481-1736.5	240284	ATE - Halter
1.4 16V	74	01/00→06/04	←	☐		24.3541-1779.5	240249	TRW - Halter
			←	☐		24.3541-1780.5	240250	TRW - Halter
			→	☐		24.3344-1711.5	240894	TRW - Halter
			→	☐		24.3344-1712.5	240895	TRW - Halter
1.4 TDI	55	01/00→06/04	←	☐		24.3541-1779.5	240249	TRW - Halter
			←	☐		24.3541-1780.5	240250	TRW - Halter
1.7 SDI	44	08/97→06/04	←	☐; 11/97→		24.3481-1735.5	240283	ATE - Halter
			←	☐; 11/97→		24.3481-1736.5	240284	ATE - Halter









#### Führungshülzensatz, Bremsattel

1.0	37	05/97→06/04	←			11.0101-4803.2	260008	ATE
1.0	37	10/98→01/01				24.0102-4803.2	260086	ATE
1.4	44	05/97→06/04	←			11.0101-4801.2	260006	ATE
						24.0102-4801.2	260085	ATE
1.4 16V	74	01/00→06/04	←			11.0101-5403.2	260010	TRW
1.4 TDI	55	01/00→06/04						
1.7 SDI	44	08/97→06/04	←	11/97→		11.0101-4801.2	260006	ATE
						24.0102-4801.2	260085	ATE








	kw					! #			
<b>SEAT - AROSA (6H1) 05/97→06/04</b>									
<b>Dichtungssatz, Bremssattel</b>									
1.0	37	05/97→06/04	←				11.0441-4808.2	250022	ATE
1.0	37	10/98→01/01							
1.4	44	05/97→06/04					11.0441-4808.2	250022	ATE
1.7 SDI	44	08/97→06/04		11/97→			11.0441-4808.2	250022	ATE
<b> Bremsschlauch</b>									
1.0	37	05/97→06/04	←			2	24.5147-0385.3	331427	L= 384
1.0	37	10/98→01/01							
1.4	44	05/97→06/04	→			2	83.7858-0140.3	330837	L= 140
1.4 16V	74	01/00→06/04							
1.4 TDI	55	01/00→06/04							
1.7 SDI	44	08/97→06/04	←	11/97→		2	24.5147-0385.3	331427	L= 384
			→	11/97→		2	83.7858-0140.3	330837	L= 140
<b>SEAT - ATECA (KH7, KHP) 04/16→</b>									
<b> Bremssattel</b>									
1.0 TSI	85	05/16→	→	☐; 06/16→; +PR 1KE			24.6238-7023.5	241241	ATE - Halter + eFSB
1.6 TDI	85	04/16→					24.6238-7047.5	241181	ATE - Halter + eFSB
2.0 TDI	110	04/16→							
2.0 TDI 4Drive	110	04/16→	→	☐; 06/16→; +PR 1KE			24.6238-7024.5	241242	ATE - Halter + eFSB
							24.6238-7048.5	241182	ATE - Halter + eFSB
1.4 TSI	110	06/16→	→	☐; +PR 1KE			24.6238-7023.5	241241	ATE - Halter + eFSB
1.4 TSI 4Drive	110	06/16→					24.6238-7047.5	241181	ATE - Halter + eFSB
1.5 TSI	110	07/18→							
1.5 TSI 4Drive	110	07/18→	→	☐; +PR 1KE			24.6238-7024.5	241242	ATE - Halter + eFSB
2.0 TDI	81	10/16→					24.6238-7048.5	241182	ATE - Halter + eFSB
2.0 TDI	105	10/16→							
2.0 TDI 4Drive	140	06/16→							
2.0 TSI 4Drive	140	05/17→							
<b>SEAT - CORDOBA (6K1, 6K2) 02/93→12/02</b>									
<b> Bremssattel</b>									
1.4	40	12/97→04/99	←	☐; +PR 1LA			24.3481-1745.5	240277	ATE - Halter
			←	☐; +PR 1LA			24.3481-1746.5	240278	ATE - Halter
			←	☐; +PR 1LY / 1ZK			24.3541-1609.5	240039	TRW - Halter
			←	☐; +PR 1LY / 1ZK			24.3541-1610.5	240040	TRW - Halter
			←	☐; +PR 1LV / 1LW / 1LD			24.3541-1731.5	240061	TRW - Halter
			←	☐; +PR 1LV / 1LW / 1LD			24.3541-1732.5	240062	TRW - Halter
1.4 i	44	06/94→10/02	←	☐; 01/97→ 05/99; +PR 1LA			24.3481-1745.5	240277	ATE - Halter
1.4 i 16V	74	09/96→10/02	←	☐; → 12/96; - ABS			24.3481-1745.5	240277	ATE - Halter
			←	☐; → 12/96; - ABS			24.3481-1746.5	240278	ATE - Halter
			←	☐; 01/97→ 05/99; +PR 1LA			24.3481-1746.5	240278	ATE - Halter
			←	☐; 01/97→ 05/99; +PR 1LY / 1ZK			24.3541-1609.5	240039	TRW - Halter
			←	☐; 01/97→ 05/99; +PR 1LY / 1ZK			24.3541-1610.5	240040	TRW - Halter
			←	☐; 01/97→ 05/99; +PR 1LV / 1LW / 1LD			24.3541-1731.5	240061	TRW - Halter
			←	☐; 01/97→ 05/99; +PR 1LV / 1LW / 1LD			24.3541-1732.5	240062	TRW - Halter
1.6 i	55	02/93→10/02	←	☐; 01/97→ 05/99; +PR 1LA			24.3481-1745.5	240277	ATE - Halter
1.8 i	66	02/93→09/02	←	☐; 01/97→ 05/99; +PR 1LA			24.3481-1746.5	240278	ATE - Halter
1.9 SDI	47	08/96→06/99	←	☐; 01/97→ 05/99; +PR 1LY / 1ZK			24.3541-1609.5	240039	TRW - Halter
			←	☐; 01/97→ 05/99; +PR 1LY / 1ZK			24.3541-1610.5	240040	TRW - Halter
			←	☐; 01/97→ 05/99; +PR 1LV / 1LW / 1LD			24.3541-1731.5	240061	TRW - Halter
			←	☐; 01/97→ 05/99; +PR 1LV / 1LW / 1LD			24.3541-1732.5	240062	TRW - Halter
1.6 i	55	05/94→06/99	←	☐; → 05/99; +PR 1LA			24.3481-1745.5	240277	ATE - Halter
			←	☐; → 05/99; +PR 1LA			24.3481-1746.5	240278	ATE - Halter
			←	☐; → 05/99; +PR 1LY / 1ZK			24.3541-1609.5	240039	TRW - Halter
			←	☐; → 05/99; +PR 1LY / 1ZK			24.3541-1610.5	240040	TRW - Halter
			←	☐; → 05/99; +PR 1LV / 1LW / 1LD			24.3541-1731.5	240061	TRW - Halter
			←	☐; → 05/99; +PR 1LV / 1LW / 1LD			24.3541-1732.5	240062	TRW - Halter
1.6 i	74	07/96→10/02	←	☐; 01/97→ 05/99; +PR 1LA			24.3481-1745.5	240277	ATE - Halter
1.9 TDI	66	08/96→10/02	←	☐; 01/97→ 05/99; +PR 1LA			24.3481-1746.5	240278	ATE - Halter
			←	☐; 01/97→ 05/99; +PR 1LY / 1ZK			24.3541-1609.5	240039	TRW - Halter








	kw			 	! #			
<b>SEAT - CORDOBA (6K1, 6K2) 02/93→12/02</b>								
 <b>Bremssattel</b>								
1.6 i 1.9 TDI	74 66	07/96→10/02 08/96→10/02	←	☐; 06/99→ 09/02		24.3541-1609.5	240039	TRW - Halter
			←	☐; 01/97→ 05/99; +PR 1LY / 1ZK		24.3541-1610.5	240040	TRW - Halter
			←	☐; 06/99→ 09/02		24.3541-1610.5	240040	TRW - Halter
			←	☐; 01/97→ 05/99; +PR 1LV / 1LW / 1LD		24.3541-1731.5	240061	TRW - Halter
			←	☐; 01/97→ 05/99; +PR 1LV / 1LW / 1LD		24.3541-1732.5	240062	TRW - Halter
1.8 i 16V	95	10/93→08/96	←	☐; 02/94→		24.3541-1609.5	240039	TRW - Halter
			←	☐; 02/94→		24.3541-1610.5	240040	TRW - Halter
			→	☐; 02/94→; → 6K-ZR516424		24.3384-1603.5	240015	TRW - Halter
			→	☐; 02/94→; → 6K-ZR014473		24.3384-1603.5	240015	TRW - Halter
			→	☐; 02/94→; → 6K-ZR014473		24.3384-1604.5	240016	TRW - Halter
			→	☐; 02/94→; → 6K-ZR516424		24.3384-1604.5	240016	TRW - Halter
			→	☐; 6K-ZR516425→ 6K-ZR610014		24.3384-1707.5	240171	TRW - Halter
			→	☐; 6K-ZR014474→ 6K-ZR085725		24.3384-1707.5	240171	TRW - Halter
			→	☐; 6K-ZR516425→ 6K-ZR610014		24.3384-1708.5	240172	TRW - Halter
			→	☐; 6K-ZR014474→ 6K-ZR085725		24.3384-1708.5	240172	TRW - Halter
			→	☐; 6K-ZR085726→		24.3384-1737.5	240301	TRW - Halter
			→	☐; 6K-ZR610015→		24.3384-1737.5	240301	TRW - Halter
			→	☐; 6K-ZR610015→		24.3384-1738.5	240302	TRW - Halter
			→	☐; 6K-ZR085726→		24.3384-1738.5	240302	TRW - Halter
			1.8 T 20V Cupra	115	07/00→10/02	←	☐; → 09/02	
←	☐; → 09/02					24.3541-1732.5	240062	TRW - Halter
→	☐; → 09/02					24.3384-1723.5	240842	TRW - Halter
→	☐; → 09/02					24.3384-1724.5	240843	TRW - Halter
1.9 TDI	81	03/97→10/02	←	☐; → 05/99; +PR 1LA		24.3481-1745.5	240277	ATE - Halter
			←	☐; → 05/99; +PR 1LA		24.3481-1746.5	240278	ATE - Halter
			←	☐; → 05/99; +PR 1LY / 1ZK		24.3541-1609.5	240039	TRW - Halter
			←	☐; → 05/99; +PR 1LY / 1ZK		24.3541-1610.5	240040	TRW - Halter
			←	☐; → 05/99; +PR 1LV / 1LW / 1LD		24.3541-1731.5	240061	TRW - Halter
			←	☐; 06/99→ 09/02		24.3541-1731.5	240061	TRW - Halter
			←	☐; → 05/99; +PR 1LV / 1LW / 1LD		24.3541-1732.5	240062	TRW - Halter
			←	☐; 06/99→ 09/02		24.3541-1732.5	240062	TRW - Halter
			→	☐; 6K-X-400000→; → 05/99; +PR 1KE / 1KQ		24.3344-1711.5	240894	TRW - Halter
			→	☐; 6K-X-400000→; → 05/99; +PR 1KE / 1KQ		24.3344-1712.5	240895	TRW - Halter
			→	☐; 06/99→ 09/02		24.3384-1723.5	240842	TRW - Halter
			→	☐; 6K-X-400000→; → 05/99; +PR 1KK		24.3384-1723.5	240842	TRW - Halter
			→	☐; 6K-X-400000→; → 05/99; +PR 1KK		24.3384-1724.5	240843	TRW - Halter
			→	☐; 06/99→ 09/02		24.3384-1724.5	240843	TRW - Halter
			→	☐; → 6K-X-399999		24.3384-1737.5	240301	TRW - Halter
→	☐; → 6K-X-399999		24.3384-1738.5	240302	TRW - Halter			
2.0 i	85	02/93→06/99	←	☐; 01/97→ 05/99; +PR 1LA		24.3481-1745.5	240277	ATE - Halter
			←	☐; 01/97→ 05/99; +PR 1LA		24.3481-1746.5	240278	ATE - Halter
			←	☐; 11/93→ 12/96		24.3541-1609.5	240039	TRW - Halter
			←	☐; 01/97→ 05/99; +PR 1LY / 1ZK		24.3541-1609.5	240039	TRW - Halter
			←	☐; 01/97→ 05/99; +PR 1LY / 1ZK		24.3541-1610.5	240040	TRW - Halter
			←	☐; 11/93→ 12/96		24.3541-1610.5	240040	TRW - Halter
			←	☐; 01/97→ 05/99; +PR 1LV / 1LW / 1LD		24.3541-1731.5	240061	TRW - Halter
			←	☐; 01/97→ 05/99; +PR 1LV / 1LW / 1LD		24.3541-1732.5	240062	TRW - Halter
			→	☐; 01/97→ 05/99; +PR 1KE / 1KQ		24.3344-1711.5	240894	TRW - Halter
			→	☐; 01/97→ 05/99; +PR 1KE / 1KQ		24.3344-1712.5	240895	TRW - Halter
			→	☐; 11/93→; → 6K-ZR516424		24.3384-1603.5	240015	TRW - Halter
			→	☐; 11/93→; → 6K-ZR014473		24.3384-1603.5	240015	TRW - Halter

↓











	kw			 	! #			
<b>SEAT - CORDOBA (6K1, 6K2) 02/93→12/02</b>								
<b> Bremssattel</b>								
2.0 i	85	02/93→06/99	➡	☐; 11/93→; → 6K-ZR014473	24.3384-1604.5	240016	TRW - Halter	
			➡	☐; 11/93→; → 6K-ZR516424	24.3384-1604.5	240016	TRW - Halter	
			➡	☐; 6K-ZR014474 → 6K-ZR085725	24.3384-1707.5	240171	TRW - Halter	
			➡	☐; 6K-ZR516425 → 6K-ZR610014	24.3384-1707.5	240171	TRW - Halter	
			➡	☐; 6K-ZR014474 → 6K-ZR085725	24.3384-1708.5	240172	TRW - Halter	
			➡	☐; 6K-ZR516425 → 6K-ZR610014	24.3384-1708.5	240172	TRW - Halter	
			➡	☐; 01/97 → 05/99; +PR 1KK	24.3384-1723.5	240842	TRW - Halter	
			➡	☐; 01/97 → 05/99; +PR 1KK	24.3384-1724.5	240843	TRW - Halter	
			➡	☐; 6K-ZR610015→; → 12/96	24.3384-1737.5	240301	TRW - Halter	
			➡	☐; 6K-ZR085726→; → 12/96	24.3384-1737.5	240301	TRW - Halter	
			➡	☐; 6K-ZR610015→; → 12/96	24.3384-1738.5	240302	TRW - Halter	
			➡	☐; 6K-ZR085726→; → 12/96	24.3384-1738.5	240302	TRW - Halter	
2.0 i 16V	110	08/96→06/99	←	☐; → 05/99	24.3541-1731.5	240061	TRW - Halter	
			←	☐; → 05/99	24.3541-1732.5	240062	TRW - Halter	
			➡	☐; 6K-X-400000→; → 05/99; +PR 1KE / 1KQ	24.3344-1711.5	240894	TRW - Halter	
			➡	☐; 6K-X-400000→; → 05/99; +PR 1KE / 1KQ	24.3344-1712.5	240895	TRW - Halter	
			➡	☐; 6K-X-400000→; → 05/99; +PR 1KK	24.3384-1723.5	240842	TRW - Halter	
			➡	☐; 6K-X-400000→; → 05/99; +PR 1KK	24.3384-1724.5	240843	TRW - Halter	
			➡	☐; → 6K-X-399999	24.3384-1737.5	240301	TRW - Halter	
			➡	☐; → 6K-X-399999	24.3384-1738.5	240302	TRW - Halter	
<b>Führungshülzensatz, Bremssattel</b>								
1.0 i	37	09/96→10/02	←	06/99→ 09/02	11.0101-4801.2	260006	ATE	
					24.0102-4801.2	260085	ATE	
1.4	40	12/97→04/99	←	+PR 1LG / 1LM	11.0101-4801.2	260006	ATE	
			←	+PR 1LA	11.0101-4803.2	260008	ATE	
					24.0102-4803.2	260086	ATE	
			←	+PR 1LY / 1ZK	11.0101-5403.2	260010	TRW	
1.4 16V 1.9 SDI	55	05/00→10/02	←	→ 09/02	11.0101-4801.2	260006	ATE	
	50	06/99→10/02			24.0102-4801.2	260085	ATE	
1.4 i 1.4 i 16V	44	06/94→10/02	←	01/97→ 05/99; +PR 1LG / 1LM	11.0101-4801.2	260006	ATE	
	74	09/96→10/02	←	06/99→ 09/02	11.0101-4801.2	260006	ATE	
					24.0102-4801.2	260085	ATE	
				←	→ 12/96; + ABS	11.0101-4801.2	260006	ATE
					24.0102-4801.2	260085	ATE	
				←	01/97→ 05/99; +PR 1LA	11.0101-4803.2	260008	ATE
					24.0102-4803.2	260086	ATE	
			←	→ 12/96; - ABS	11.0101-4803.2	260008	ATE	
				24.0102-4803.2	260086	ATE		
			←	01/97→ 05/99; +PR 1LY / 1ZK	11.0101-5403.2	260010	TRW	
1.6 i	55	02/93→10/02	←	11/93→ 12/96	11.0101-4801.2	260006	ATE	
					24.0102-4801.2	260085	ATE	
			←	06/99→ 09/02	11.0101-4801.2	260006	ATE	
					24.0102-4801.2	260085	ATE	
			←	01/97→ 05/99; +PR 1LG / 1LM	11.0101-4801.2	260006	ATE	
			←	01/97→ 05/99; +PR 1LA	11.0101-4803.2	260008	ATE	
		24.0102-4803.2	260086	ATE				
			←	01/97→ 05/99; +PR 1LY / 1ZK	11.0101-5403.2	260010	TRW	
1.6 i	55	05/94→06/99	←	→ 05/99; +PR 1LG / 1LM	11.0101-4801.2	260006	ATE	
			←	→ 05/99; +PR 1LA	11.0101-4803.2	260008	ATE	
					24.0102-4803.2	260086	ATE	
			←	→ 05/99; +PR 1LY / 1ZK	11.0101-5403.2	260010	TRW	
1.6 i	74	07/96→10/02	←	→ 12/96	11.0101-4801.2	260006	ATE	
					24.0102-4801.2	260085	ATE	
			←	01/97→ 05/99; +PR 1LG / 1LM	11.0101-4801.2	260006	ATE	
↓								




















	kw			 	! #		
<b>SEAT - CORDOBA (6K1, 6K2) 02/93→12/02</b>							
<b>Führungshülzensatz, Bremssattel</b>							
1.6 i	74	07/96→10/02	←	01/97→ 05/99; +PR 1LA		11.0101-4803.2 260008	ATE
						24.0102-4803.2 260086	ATE
			←	01/97→ 05/99; +PR 1LY / 1ZK		11.0101-5403.2 260010	TRW
			←	06/99→ 09/02		11.0101-5403.2 260010	TRW
1.8 i	66	02/93→09/02	←	11/93→ 12/96		11.0101-4801.2 260006	ATE
						24.0102-4801.2 260085	ATE
			←	01/97→ 05/99; +PR 1LG / 1LM		11.0101-4801.2 260006	ATE
			←	01/97→ 05/99; +PR 1LA		11.0101-4803.2 260008	ATE
			←	01/97→ 05/99; +PR 1LY / 1ZK		24.0102-4803.2 260086	ATE
			←	01/97→ 05/99; +PR 1LY / 1ZK		11.0101-5403.2 260010	TRW
1.8 i 16V	95	10/93→08/96	←	02/94→		11.0101-5403.2 260010	TRW
			→	6K-ZR085726→		11.0101-5403.2 260010	TRW
			→	6K-ZR014474 → 6K-ZR085725		11.0101-5403.2 260010	TRW
			→	6K-ZR516425 → 6K-ZR610014		11.0101-5403.2 260010	TRW
			→	6K-ZR610015→		11.0101-5403.2 260010	TRW
1.9 D	47	01/96→08/96	←			11.0101-4801.2 260006	ATE
						24.0102-4801.2 260085	ATE
1.9 D 1.9 TD	50 55	02/93→08/96 02/93→08/96	←	11/93→		11.0101-4801.2 260006	ATE
						24.0102-4801.2 260085	ATE
1.9 SDI	47	08/96→06/99	←	→ 12/96		11.0101-4801.2 260006	ATE
						24.0102-4801.2 260085	ATE
			←	01/97→ 05/99; +PR 1LG / 1LM		11.0101-4801.2 260006	ATE
			←	01/97→ 05/99; +PR 1LA		11.0101-4803.2 260008	ATE
			←	01/97→ 05/99; +PR 1LY / 1ZK		24.0102-4803.2 260086	ATE
			←	01/97→ 05/99; +PR 1LY / 1ZK		11.0101-5403.2 260010	TRW
1.9 TDI	66	08/96→10/02	←	01/97→ 05/99; +PR 1LG / 1LM		11.0101-4801.2 260006	ATE
						11.0101-4803.2 260008	ATE
						24.0102-4803.2 260086	ATE
			←	01/97→ 05/99; +PR 1LY / 1ZK		11.0101-5403.2 260010	TRW
			←	06/99→ 09/02		11.0101-5403.2 260010	TRW
1.9 TDI	81	03/97→10/02	←	→ 05/99; +PR 1LG / 1LM		11.0101-4801.2 260006	ATE
						11.0101-4803.2 260008	ATE
						24.0102-4803.2 260086	ATE
			←	→ 05/99; +PR 1LA		11.0101-4803.2 260008	ATE
			←	→ 05/99; +PR 1LY / 1ZK		11.0101-5403.2 260010	TRW
			→	6K-X-399999		11.0101-5403.2 260010	TRW
2.0 i	85	02/93→06/99	←	01/97→ 05/99; +PR 1LG / 1LM		11.0101-4801.2 260006	ATE
						11.0101-4803.2 260008	ATE
						24.0102-4803.2 260086	ATE
			←	11/93→ 12/96		11.0101-5403.2 260010	TRW
			←	01/97→ 05/99; +PR 1LY / 1ZK		11.0101-5403.2 260010	TRW
			→	6K-ZR085726→; → 12/96		11.0101-5403.2 260010	TRW
			→	6K-ZR610015→; → 12/96		11.0101-5403.2 260010	TRW
			→	6K-ZR516425 → 6K-ZR610014		11.0101-5403.2 260010	TRW
			→	6K-ZR014474 → 6K-ZR085725		11.0101-5403.2 260010	TRW
2.0 i 16V	110	08/96→06/99	→	6K-X-399999		11.0101-5403.2 260010	TRW
<b>Dichtungssatz, Bremssattel</b>							
1.0 i	37	09/96→10/02		06/99→ 09/02		11.0441-4808.2 250022	ATE
1.4	40	12/97→04/99		+PR 1LG / 1LM		11.0441-4808.2 250022	ATE
				+PR 1LA		11.0441-4808.2 250022	ATE
1.4 16V 1.9 SDI	55 50	05/00→10/02 06/99→10/02		→ 09/02		11.0441-4808.2 250022	ATE
1.4 i 1.4 i 16V	44 74	06/94→10/02 09/96→10/02		01/97→ 05/99; +PR 1LG / 1LM		11.0441-4808.2 250022	ATE
				06/99→ 09/02		11.0441-4808.2 250022	ATE
				→ 12/96		11.0441-4808.2 250022	ATE
				01/97→ 05/99; +PR 1LA		11.0441-4808.2 250022	ATE
1.6 i	55	02/93→10/02		01/97→ 05/99; +PR 1LG / 1LM		11.0441-4808.2 250022	ATE
				06/99→ 09/02		11.0441-4808.2 250022	ATE
↓							










	kw			 	! #		
<b>SEAT - CORDOBA (6K1, 6K2) 02/93→12/02</b>							
<b>Dichtungssatz, Bremssattel</b>							
1.6 i	55	02/93→10/02		11/93→ 12/96		11.0441-4808.2 250022	ATE
				01/97→ 05/99; +PR 1LA		11.0441-4808.2 250022	ATE
1.6 i	55	05/94→06/99		→ 05/99; +PR 1LA		11.0441-4808.2 250022	ATE
1.9 TDI	81	03/97→10/02		→ 05/99; +PR 1LG / 1LM		11.0441-4808.2 250022	ATE
1.6 i	74	07/96→10/02		01/97→ 05/99; +PR 1LG / 1LM		11.0441-4808.2 250022	ATE
1.9 SDI	47	08/96→06/99		01/97→ 05/99; +PR 1LA		11.0441-4808.2 250022	ATE
				→ 12/96		11.0441-4808.2 250022	ATE
1.8 i	66	02/93→09/02		01/97→ 05/99; +PR 1LG / 1LM		11.0441-4808.2 250022	ATE
				01/97→ 05/99; +PR 1LA		11.0441-4808.2 250022	ATE
				11/93→ 12/96		11.0441-4808.2 250022	ATE
1.9 D	47	01/96→08/96				11.0441-4808.2 250022	ATE
1.9 D	50	02/93→08/96		11/93→		11.0441-4808.2 250022	ATE
1.9 TD	55	02/93→08/96				11.0441-4808.2 250022	ATE
1.9 TDI	66	08/96→10/02		01/97→ 05/99; +PR 1LG / 1LM		11.0441-4808.2 250022	ATE
2.0 i	85	02/93→06/99		01/97→ 05/99; +PR 1LA		11.0441-4808.2 250022	ATE
<b>Zubehörsatz, Bremssattel</b>							
1.8 i 16V	95	10/93→08/96	➡	02/94→; → 6K-ZR014473		24.0101-3601.2 260044	TRW
			➡	6K-ZR014474→ 6K-ZR085725		24.0101-3601.2 260044	TRW
			➡	6K-ZR516425→ 6K-ZR610014		24.0101-3601.2 260044	TRW
			➡	02/94→; → 6K-ZR516424		24.0101-3601.2 260044	TRW
2.0 i	85	02/93→06/99	➡	11/93→; → 6K-ZR516424		24.0101-3601.2 260044	TRW
			➡	6K-ZR014474→ 6K-ZR085725		24.0101-3601.2 260044	TRW
			➡	11/93→; → 6K-ZR014473		24.0101-3601.2 260044	TRW
			➡	6K-ZR516425→ 6K-ZR610014		24.0101-3601.2 260044	TRW
<b>Bremsschlauch</b>							
1.0 i	37	09/96→10/02	←	06/99→ 09/02	2	24.5105-0442.3 331432	L= 442
			➡	06/99→ 09/02	2	83.7858-0140.3 330837	L= 140
1.4	40	12/97→04/99	←		2	24.5105-0442.3 331432	L= 442
1.9 D	47	01/96→08/96	➡		2	83.7836-0135.3 330816	L= 135
1.4 16V	55	05/00→10/02	←	→ 09/02	2	24.5105-0442.3 331432	L= 442
1.8 T 20V Cupra	115	07/00→10/02	➡	→ 09/02	2	83.7858-0140.3 330837	L= 140
1.9 SDI	50	06/99→10/02	➡	→ 09/02	2	83.7858-0140.3 330837	L= 140
1.4 i	44	06/94→10/02	←	06/99→ 09/02	2	24.5105-0442.3 331432	L= 442
1.4 i 16V	74	09/96→10/02	←	→ 05/99	2	24.5105-0442.3 331432	L= 442
1.6 i	74	07/96→10/02	←	→ 05/99	2	24.5105-0442.3 331432	L= 442
1.9 TDI	66	08/96→10/02	➡	→ 05/99	2	83.7836-0135.3 330816	L= 135
			➡	06/99→ 09/02	2	83.7858-0140.3 330837	L= 140
1.6 i	55	02/93→10/02	←	06/99→ 09/02	2	24.5105-0442.3 331432	L= 442
			←	11/93→ 05/99	2	24.5105-0442.3 331432	L= 442
			➡	11/93→ 05/99	2	83.7836-0135.3 330816	L= 135
			➡	06/99→ 09/02	2	83.7858-0140.3 330837	L= 140
1.6 i	55	05/94→06/99	←	→ 05/99	2	24.5105-0442.3 331432	L= 442
1.9 SDI	47	08/96→06/99	➡	→ 05/99	2	83.7836-0135.3 330816	L= 135
1.8 i	66	02/93→09/02	←	11/93→ 05/99	2	24.5105-0442.3 331432	L= 442
			➡	11/93→ 05/99	2	83.7836-0135.3 330816	L= 135
1.8 i 16V	95	10/93→08/96	←	02/94→	2	24.5105-0442.3 331432	L= 442
			➡	02/94→	2	24.5170-0161.3 331308	L= 161
1.9 D	50	02/93→08/96	←	11/93→	2	24.5105-0442.3 331432	L= 442
1.9 TD	55	02/93→08/96	➡	11/93→	2	83.7836-0135.3 330816	L= 135
1.9 TDI	81	03/97→10/02	←	06/99→ 09/02	2	24.5105-0442.3 331432	L= 442
			←	→ 05/99	2	24.5105-0442.3 331432	L= 442
			➡	→ 05/99	2	24.5170-0161.3 331308	L= 161
			➡	06/99→ 09/02	2	83.7858-0140.3 330837	L= 140
2.0 i	85	02/93→06/99	←	11/93→ 05/99	2	24.5105-0442.3 331432	L= 442
			➡	11/93→ 05/99	2	24.5170-0161.3 331308	L= 161
2.0 i 16V	110	08/96→06/99	←	→ 05/99	2	24.5105-0442.3 331432	L= 442
↓							













	kw					! #		
<b>SEAT - CORDOBA (6K1, 6K2) 02/93→12/02</b>								
 <b>Bremsschlauch</b>								
2.0 i 16V	110	08/96→06/99	→	05/99	2	24.5170-0161.3	331308	L= 161
<b>SEAT - CORDOBA (6L2) 09/02→11/09</b>								
 <b>Bremssattel</b>								
1.2	47	10/02→06/06	←	☐; +PR 1LN / 1ZH		24.3541-1797.5	240856	TRW - Halter
1.4 TDI	55	10/02→12/05	←	☐; +PR 1LN / 1ZH		24.3541-1798.5	240857	TRW - Halter
			←	☐; +PR 1LQ / 1ZF		24.3541-9549.5	241023	ATE - Halter
			←	☐; +PR 1LQ / 1ZF		24.3541-9550.5	241024	ATE - Halter
			→	☐		24.3344-1709.5	240810	TRW - Halter
			→	☐		24.3384-1729.5	240816	TRW - Halter
			→	☐		24.3344-1710.5	240811	TRW - Halter
			→	☐		24.3384-1730.5	240817	TRW - Halter
1.2 12V	51	05/06→11/09	←	☐; → 06/09; +PR 1LN / 1ZH		24.3541-1797.5	240856	TRW - Halter
1.4 16V	63	05/06→11/09	←	☐; → 06/09; +PR 1LN / 1ZH		24.3541-1798.5	240857	TRW - Halter
1.4 16V	74	10/02→11/09	←	☐; → 06/09; +PR 1LN / 1ZH		24.3541-1798.5	240857	TRW - Halter
1.4 TDI	51	05/05→11/09	←	☐; → 06/09; +PR 1LQ / 1ZF		24.3541-9549.5	241023	ATE - Halter
1.4 TDI	59	06/05→11/09	←	☐; → 06/09; +PR 1LQ / 1ZF		24.3541-9549.5	241023	ATE - Halter
1.6	74	04/03→11/09	←	☐; → 06/09; +PR 1LQ / 1ZF		24.3541-9550.5	241024	ATE - Halter
1.6 16V	77	11/06→11/09	→	☐; → 06/09		24.3344-1709.5	240810	TRW - Halter
1.9 TDI	96	10/02→11/09	→	☐; → 06/09		24.3384-1729.5	240816	TRW - Halter
			→	☐; → 06/09		24.3344-1710.5	240811	TRW - Halter
			→	☐; → 06/09		24.3384-1730.5	240817	TRW - Halter
1.4 16V	55	09/02→12/07	←	☐; 10/02→; +PR 1LN / 1ZH		24.3541-1797.5	240856	TRW - Halter
			←	☐; 10/02→; +PR 1LN / 1ZH		24.3541-1798.5	240857	TRW - Halter
			←	☐; 10/02→; +PR 1LQ / 1ZF		24.3541-9549.5	241023	ATE - Halter
			←	☐; 10/02→; +PR 1LQ / 1ZF		24.3541-9550.5	241024	ATE - Halter
			→	☐; 10/02→		24.3344-1709.5	240810	TRW - Halter
			→	☐; 10/02→		24.3384-1729.5	240816	TRW - Halter
			→	☐; 10/02→		24.3344-1710.5	240811	TRW - Halter
			→	☐; 10/02→		24.3384-1730.5	240817	TRW - Halter
1.9 SDI	47	09/02→11/09	←	☐; 10/02→ 06/09; +PR 1LN / 1ZH		24.3541-1797.5	240856	TRW - Halter
1.9 TDI	74	09/02→11/09	←	☐; 10/02→ 06/09; +PR 1LN / 1ZH		24.3541-1798.5	240857	TRW - Halter
2.0	85	09/02→11/09	←	☐; 10/02→ 06/09; +PR 1LN / 1ZH		24.3541-1798.5	240857	TRW - Halter
			←	☐; 10/02→ 06/09; +PR 1LQ / 1ZF		24.3541-9549.5	241023	ATE - Halter
			←	☐; 10/02→ 06/09; +PR 1LQ / 1ZF		24.3541-9550.5	241024	ATE - Halter
			→	☐; 10/02→ 06/09		24.3344-1709.5	240810	TRW - Halter
			→	☐; 10/02→ 06/09		24.3384-1729.5	240816	TRW - Halter
			→	☐; 10/02→ 06/09		24.3344-1710.5	240811	TRW - Halter
			→	☐; 10/02→ 06/09		24.3384-1730.5	240817	TRW - Halter
<b>Führungshülzensatz, Bremssattel</b>								
1.2	47	10/02→06/06	←	+PR 1LQ / 1ZF		11.0101-5409.2	260035	ATE
1.4 TDI	55	10/02→12/05	←			11.0101-5409.2	260035	ATE
1.2 12V	51	05/06→11/09	←	→ 06/09; +PR 1LQ / 1ZF		11.0101-5409.2	260035	ATE
1.4 16V	63	05/06→11/09	←			11.0101-5409.2	260035	ATE
1.4 16V	74	10/02→11/09	←			11.0101-5409.2	260035	ATE
1.4 TDI	51	05/05→11/09	←			11.0101-5409.2	260035	ATE
1.4 TDI	59	06/05→11/09	←			11.0101-5409.2	260035	ATE
1.6	74	04/03→11/09	←			11.0101-5409.2	260035	ATE
1.6 16V	77	11/06→11/09	←			11.0101-5409.2	260035	ATE
1.9 TDI	96	10/02→11/09	←			11.0101-5409.2	260035	ATE
1.4 16V	55	09/02→12/07	←	10/02→; +PR 1LQ / 1ZF		11.0101-5409.2	260035	ATE
1.9 SDI	47	09/02→11/09	←	10/02→ 06/09; +PR 1LQ / 1ZF		11.0101-5409.2	260035	ATE
1.9 TDI	74	09/02→11/09	←			11.0101-5409.2	260035	ATE
2.0	85	09/02→11/09	←			11.0101-5409.2	260035	ATE
 <b>Bremsschlauch</b>								
1.2	47	10/02→06/06	←		2	83.6247-0522.3	330595	L= 522
1.4 TDI	55	10/02→12/05	→	☐ / am Bremssattel; +PR 1KD / 1KK / 1KS / 1KT / 1KP		24.1253-0050.3	331148	L= 192 mit Rohrleitung
			→	☐ / am Bremssattel; +PR 1KD / 1KK / 1KS / 1KT / 1KP		24.1253-0060.3	331149	L= 192 mit Rohrleitung
			→		2	83.7858-0140.3	330837	L= 140
1.2 12V	51	05/06→11/09	←	→ 06/09		83.6247-0522.3	330595	L= 522
1.4 16V	63	05/06→11/09	←			83.6247-0522.3	330595	L= 522
1.4 16V	74	10/02→11/09	←			83.6247-0522.3	330595	L= 522
↓								










	kw			 	! #			
<b>SEAT - CORDOBA (6L2) 09/02→11/09</b>								
 <b>Bremsschlauch</b>								
1.4 TDI 1.4 TDI 1.6 1.6 16V 1.9 TDI	51 59 74 77 96	05/05→11/09 06/05→11/09 04/03→11/09 11/06→11/09 10/02→11/09	➡ ➡ ➡ ➡ ➡	☐ / am Bremssattel; → 06/09; +PR 1KD / 1KK / 1KS / 1KT / 1KP  ☐ / am Bremssattel; → 06/09; +PR 1KD / 1KK / 1KS / 1KT / 1KP  → 06/09	    2	    83.7858-0140.3	    331148 331149 330837	L= 192 mit Rohrleitung    L= 140
1.4 16V	55	09/02→12/07	⬅ ➡ ➡ ➡	10/02→  ☐ / am Bremssattel; 10/02→; +PR 1KD / 1KK / 1KS / 1KT / 1KP  ☐ / am Bremssattel; 10/02→; +PR 1KD / 1KK / 1KS / 1KT / 1KP  10/02→	2	   83.6247-0522.3	   330595	L= 522  L= 192 mit Rohrleitung  L= 192 mit Rohrleitung  L= 140
1.9 SDI 1.9 TDI 2.0	47 74 85	09/02→11/09 09/02→11/09 09/02→11/09	⬅ ➡ ➡ ➡	10/02→ 06/09  ☐ / am Bremssattel; 10/02→ 06/09; +PR 1KD / 1KK / 1KS / 1KT / 1KP  ☐ / am Bremssattel; 10/02→ 06/09; +PR 1KD / 1KK / 1KS / 1KT / 1KP  10/02→ 06/09	2	   83.6247-0522.3	   330595	L= 522  L= 192 mit Rohrleitung  L= 192 mit Rohrleitung  L= 140
<b>SEAT - CORDOBA Vario (6K5) 07/96→12/02</b>								
 <b>Bremssattel</b>								
1.4 i	44	09/96→12/02	⬅ ⬅ ⬅ ⬅ ⬅ ⬅ ⬅ ⬅	☐; 01/97→ 05/99; +PR 1LA  ☐; → 12/96; - ABS  ☐; → 12/96; - ABS  ☐; 01/97→ 05/99; +PR 1LA  ☐; 01/97→ 05/99; +PR 1LY / 1ZK  ☐; 01/97→ 05/99; +PR 1LY / 1ZK  ☐; 01/97→ 05/99; +PR 1LV / 1LW / 1LD  ☐; 01/97→ 05/99; +PR 1LV / 1LW / 1LD	        24.3481-1745.5	        240277	        ATE - Halter	
1.6 i 1.9 SDI	55 47	09/96→12/02 09/96→06/99	⬅ ⬅ ⬅ ⬅ ⬅ ⬅	☐; 01/97→ 05/99; +PR 1LA  ☐; 01/97→ 05/99; +PR 1LA  ☐; 01/97→ 05/99; +PR 1LY / 1ZK  ☐; 01/97→ 05/99; +PR 1LY / 1ZK  ☐; 01/97→ 05/99; +PR 1LV / 1LW / 1LD  ☐; 01/97→ 05/99; +PR 1LV / 1LW / 1LD	        24.3481-1745.5	        240277	        ATE - Halter	
1.6 i	55	05/97→06/99	⬅ ⬅ ⬅ ⬅ ⬅ ⬅ ⬅	☐; → 05/99; +PR 1LA  ☐; → 05/99; +PR 1LA  ☐; → 05/99; +PR 1LY / 1ZK  ☐; → 05/99; +PR 1LY / 1ZK  ☐; → 05/99; +PR 1LV / 1LW / 1LD  ☐; → 05/99; +PR 1LV / 1LW / 1LD	        24.3481-1745.5	        240277	        ATE - Halter	
1.6 i 1.9 TDI	74 66	09/96→12/02 08/96→12/02	⬅ ⬅ ⬅ ⬅ ⬅ ⬅ ⬅ ⬅	☐; 01/97→ 05/99; +PR 1LA  ☐; 01/97→ 05/99; +PR 1LA  ☐; 01/97→ 05/99; +PR 1LY / 1ZK  ☐; 06/99→ 09/02  ☐; 01/97→ 05/99; +PR 1LY / 1ZK  ☐; 06/99→ 09/02  ☐; 01/97→ 05/99; +PR 1LV / 1LW / 1LD  ☐; 01/97→ 05/99; +PR 1LV / 1LW / 1LD	        24.3481-1745.5	        240277	        ATE - Halter	
1.9 TDI	81	07/97→12/02	⬅ ⬅ ⬅ ⬅ ⬅ ⬅ ⬅ ⬅	☐; → 05/99; +PR 1LA  ☐; → 05/99; +PR 1LA  ☐; → 05/99; +PR 1LY / 1ZK  ☐; → 05/99; +PR 1LY / 1ZK  ☐; → 05/99; +PR 1LV / 1LW / 1LD  ☐; 06/99→ 09/02  ☐; → 05/99; +PR 1LV / 1LW / 1LD  ☐; 06/99→ 09/02	        24.3481-1745.5	        240277	        ATE - Halter	
↓								









	kw			 	! #		
<b>SEAT - CORDOBA Vario (6K5) 07/96→12/02</b>							
<b> Bremssattel</b>							
1.9 TDI	81	07/97→12/02	➔	▣; 6K-X-400000→; → 05/99; +PR 1KE / 1KQ	24.3344-1711.5	240894	TRW - Halter
			➔	▣; 6K-X-400000→; → 05/99; +PR 1KE / 1KQ	24.3344-1712.5	240895	TRW - Halter
			➔	▣; 06/99→ 09/02	24.3384-1723.5	240842	TRW - Halter
			➔	▣; 6K-X-400000→; → 05/99; +PR 1KK	24.3384-1723.5	240842	TRW - Halter
			➔	▣; 6K-X-400000→; → 05/99; +PR 1KK	24.3384-1724.5	240843	TRW - Halter
			➔	▣; 06/99→ 09/02	24.3384-1724.5	240843	TRW - Halter
			➔	▣; → 6K-X-399999	24.3384-1737.5	240301	TRW - Halter
			➔	▣; → 6K-X-399999	24.3384-1738.5	240302	TRW - Halter
<b>Führungshülzensatz, Bremssattel</b>							
1.4 16V 1.9 SDI	55 50	06/99→12/02 06/99→12/02	←	→ 09/02	11.0101-4801.2	260006	ATE
					24.0102-4801.2	260085	ATE
1.4 i	44	09/96→12/02	←	01/97→ 05/99; +PR 1LG / 1LM	11.0101-4801.2	260006	ATE
			←	06/99→ 09/02	11.0101-4801.2	260006	ATE
					24.0102-4801.2	260085	ATE
			←	→ 12/96; + ABS	11.0101-4801.2	260006	ATE
					24.0102-4801.2	260085	ATE
			←	01/97→ 05/99; +PR 1LA	11.0101-4803.2	260008	ATE
					24.0102-4803.2	260086	ATE
←	→ 12/96; - ABS	11.0101-4803.2	260008	ATE			
		24.0102-4803.2	260086	ATE			
←	01/97→ 05/99; +PR 1LY / 1ZK	11.0101-5403.2	260010	TRW			
1.6 i	55	09/96→12/02	←	→ 12/96	11.0101-4801.2	260006	ATE
					24.0102-4801.2	260085	ATE
			←	06/99→ 09/02	11.0101-4801.2	260006	ATE
					24.0102-4801.2	260085	ATE
			←	01/97→ 05/99; +PR 1LG / 1LM	11.0101-4801.2	260006	ATE
			←	01/97→ 05/99; +PR 1LA	11.0101-4803.2	260008	ATE
		24.0102-4803.2	260086	ATE			
←	01/97→ 05/99; +PR 1LY / 1ZK	11.0101-5403.2	260010	TRW			
1.6 i	55	05/97→06/99	←	→ 05/99; +PR 1LG / 1LM	11.0101-4801.2	260006	ATE
			←	→ 05/99; +PR 1LA	11.0101-4803.2	260008	ATE
					24.0102-4803.2	260086	ATE
			←	→ 05/99; +PR 1LY / 1ZK	11.0101-5403.2	260010	TRW
1.6 i	74	09/96→12/02	←	→ 12/96	11.0101-4801.2	260006	ATE
					24.0102-4801.2	260085	ATE
			←	01/97→ 05/99; +PR 1LG / 1LM	11.0101-4801.2	260006	ATE
			←	01/97→ 05/99; +PR 1LA	11.0101-4803.2	260008	ATE
					24.0102-4803.2	260086	ATE
			←	01/97→ 05/99; +PR 1LY / 1ZK	11.0101-5403.2	260010	TRW
←	06/99→ 09/02	11.0101-5403.2	260010	TRW			
1.9 SDI	47	09/96→06/99	←	→ 12/96	11.0101-4801.2	260006	ATE
					24.0102-4801.2	260085	ATE
			←	01/97→ 05/99; +PR 1LG / 1LM	11.0101-4801.2	260006	ATE
			←	01/97→ 05/99; +PR 1LA	11.0101-4803.2	260008	ATE
					24.0102-4803.2	260086	ATE
←	01/97→ 05/99; +PR 1LY / 1ZK	11.0101-5403.2	260010	TRW			
1.9 TDI	66	08/96→12/02	←	01/97→ 05/99; +PR 1LG / 1LM	11.0101-4801.2	260006	ATE
			←	01/97→ 05/99; +PR 1LA	11.0101-4803.2	260008	ATE
					24.0102-4803.2	260086	ATE
			←	01/97→ 05/99; +PR 1LY / 1ZK	11.0101-5403.2	260010	TRW
			←	06/99→ 09/02	11.0101-5403.2	260010	TRW
1.9 TDI	81	07/97→12/02	←	→ 05/99; +PR 1LG / 1LM	11.0101-4801.2	260006	ATE
			←	→ 05/99; +PR 1LA	11.0101-4803.2	260008	ATE
					24.0102-4803.2	260086	ATE
			←	→ 05/99; +PR 1LY / 1ZK	11.0101-5403.2	260010	TRW
↓							

	kw					! #		
<b>SEAT - CORDOBA Vario (6K5) 07/96→12/02</b>								
<b>Führungshülzensatz, Bremsattel</b>								
1.9 TDI	81	07/97→12/02	➡	→ 6K-X-399999			11.0101-5403.2 260010	TRW
<b>Dichtungssatz, Bremsattel</b>								
1.4 16V	55	06/99→12/02		→ 09/02			11.0441-4808.2 250022	ATE
1.9 SDI	50	06/99→12/02						
1.4 i	44	09/96→12/02		01/97→ 05/99; +PR 1LG / 1LM			11.0441-4808.2 250022	ATE
1.6 i	55	09/96→12/02		06/99→ 09/02			11.0441-4808.2 250022	ATE
				→ 12/96			11.0441-4808.2 250022	ATE
				01/97→ 05/99; +PR 1LA			11.0441-4808.2 250022	ATE
1.6 i	55	05/97→06/99		→ 05/99; +PR 1LA			11.0441-4808.2 250022	ATE
1.9 TDI	81	07/97→12/02		→ 05/99; +PR 1LG / 1LM			11.0441-4808.2 250022	ATE
1.6 i	74	09/96→12/02		01/97→ 05/99; +PR 1LG / 1LM			11.0441-4808.2 250022	ATE
1.9 SDI	47	09/96→06/99		01/97→ 05/99; +PR 1LA			11.0441-4808.2 250022	ATE
				→ 12/96			11.0441-4808.2 250022	ATE
1.9 TDI	66	08/96→12/02		01/97→ 05/99; +PR 1LG / 1LM			11.0441-4808.2 250022	ATE
				01/97→ 05/99; +PR 1LA			11.0441-4808.2 250022	ATE
<b> Bremsschlauch</b>								
1.4 16V	55	06/99→12/02	←	→ 09/02		2	24.5105-0442.3 331432	L= 442
1.9 SDI	50	06/99→12/02	➡	→ 09/02		2	83.7858-0140.3 330837	L= 140
1.4 i	44	09/96→12/02	←	06/99→ 09/02		2	24.5105-0442.3 331432	L= 442
1.6 i	55	09/96→12/02	←	→ 05/99		2	24.5105-0442.3 331432	L= 442
1.6 i	74	09/96→12/02	←	→ 05/99		2	24.5105-0442.3 331432	L= 442
1.9 TDI	66	08/96→12/02	➡	→ 05/99		2	83.7836-0135.3 330816	L= 135
			➡	06/99→ 09/02		2	83.7858-0140.3 330837	L= 140
1.6 i	55	05/97→06/99	←	→ 05/99		2	24.5105-0442.3 331432	L= 442
1.9 SDI	47	09/96→06/99	➡	→ 05/99		2	83.7836-0135.3 330816	L= 135
1.9 TDI	81	07/97→12/02	←	06/99→ 09/02		2	24.5105-0442.3 331432	L= 442
			←	→ 05/99		2	24.5105-0442.3 331432	L= 442
			➡	→ 05/99		2	24.5170-0161.3 331308	L= 161
			➡	06/99→ 09/02		2	83.7858-0140.3 330837	L= 140
<b>SEAT - EXEO (3R2) 12/08→05/13</b>								
<b> Bremsattel</b>								
1.6	75	03/09→09/10	←	☐; 04/09→; +PR 1LT			11.9571-9835.2 220427	ATE - Halter
1.8 T	110	12/08→05/10	←	☐; 04/09→; +PR 1LT			11.9571-9836.2 220428	ATE - Halter
2.0 TDI	88	12/08→05/13	←	☐; 04/09→; +PR 1LT			11.9571-9836.2 220428	ATE - Halter
2.0 TDI	105	12/08→05/13	←	☐; 04/09→; +PR 1LZ			24.3541-1763.5 240231	TRW - Halter
2.0 TDI	125	02/09→05/13	←	☐; 04/09→; +PR 1LZ			24.3541-1764.5 240232	TRW - Halter
2.0 TFSI	147	03/09→05/13	←	☐; 04/09→; +PR 1LZ			24.3541-1764.5 240232	TRW - Halter
			←	☐; 04/09→; +PR 1LB			24.3571-8521.5 240495	ATE - Halter
			←	☐; 04/09→; +PR 1LB			24.3571-8522.5 240496	ATE - Halter
			←	☐; 04/09→; +PR 1LA			24.3606-9953.5 241125	ATE - Halter
			←	☐; 04/09→; +PR 1LA			24.3606-9954.5 241126	ATE - Halter
			➡	☐; 04/09→; +PR 1KD / 1KP			24.3384-1735.5 240822	TRW - Halter
			➡	☐; 04/09→; +PR 1KD / 1KP			24.3384-1736.5 240823	TRW - Halter
			➡	☐; 04/09→; +PR 1KW			24.3414-1713.5 240914	TRW - Halter
			➡	☐; 04/09→; +PR 1KW			24.3414-1714.5 240915	TRW - Halter
1.8 TSI	88	09/10→05/13	←	☐; +PR 1LT			11.9571-9835.2 220427	ATE - Halter
1.8 TSI	118	05/10→05/13	←	☐; +PR 1LT			11.9571-9836.2 220428	ATE - Halter
2.0 TFSI	155	05/10→05/13	←	☐; +PR 1LZ			24.3541-1763.5 240231	TRW - Halter
			←	☐; +PR 1LZ			24.3541-1764.5 240232	TRW - Halter
			←	☐; +PR 1LB			24.3571-8521.5 240495	ATE - Halter
			←	☐; +PR 1LB			24.3571-8522.5 240496	ATE - Halter
			←	☐; +PR 1LA			24.3606-9953.5 241125	ATE - Halter
			←	☐; +PR 1LA			24.3606-9954.5 241126	ATE - Halter
			➡	☐; +PR 1KD / 1KP			24.3384-1735.5 240822	TRW - Halter
			➡	☐; +PR 1KD / 1KP			24.3384-1736.5 240823	TRW - Halter
			➡	☐; +PR 1KW			24.3414-1713.5 240914	TRW - Halter


















	kw					! #		
<b>SEAT - EXEO (3R2) 12/08→05/13</b>								
 <b>Bremssattel</b>								
1.8 TSI	88	09/10→05/13	➔	☐; +PR 1KW		24.3414-1714.5	240915	TRW - Halter
1.8 TSI	118	05/10→05/13						
2.0 TFSI	155	05/10→05/13						
<b>Halter, Bremssattel</b>								
1.6	75	03/09→09/10	←	04/09→; +PR 1LB		11.0230-0560.1	260125	ATE
1.8 T	110	12/08→05/10						
2.0 TDI	88	12/08→05/13	←	04/09→; +PR 1LT		11.0230-0569.1	260126	ATE
2.0 TDI	105	12/08→05/13						
2.0 TDI	125	02/09→05/13	←	04/09→; +PR 1LA		11.0230-0807.1	260134	ATE
2.0 TFSI	147	03/09→05/13						
1.8 TSI	88	09/10→05/13	←	+PR 1LB		11.0230-0560.1	260125	ATE
1.8 TSI	118	05/10→05/13	←	+PR 1LT		11.0230-0569.1	260126	ATE
2.0 TFSI	155	05/10→05/13	←	+PR 1LA		11.0230-0807.1	260134	ATE
<b>Feder, Bremssattel</b>								
1.6	75	03/09→09/10	←	04/09→; +PR 1LB	2	11.8116-0143.1	390513	ATE
1.8 T	110	12/08→05/10						
2.0 TDI	88	12/08→05/13	←	04/09→; +PR 1LT	2	11.8116-0143.1	390513	ATE
2.0 TDI	105	12/08→05/13						
2.0 TDI	125	02/09→05/13	←	04/09→; +PR 1LA	2	11.8116-0410.2	390589	ATE
2.0 TFSI	147	03/09→05/13						
1.8 TSI	88	09/10→05/13	←	+PR 1LB	2	11.8116-0143.1	390513	ATE
1.8 TSI	118	05/10→05/13	←	+PR 1LT	2	11.8116-0143.1	390513	ATE
2.0 TFSI	155	05/10→05/13	←	+PR 1LA	2	11.8116-0410.2	390589	ATE
 <b>Bremsschlauch</b>								
1.6	75	03/09→09/10	←	04/09→	2	24.5237-0308.3	331435	L= 308
1.8 T	110	12/08→05/10						
2.0 TDI	88	12/08→05/13	➔	04/09→	2	24.5138-0263.3	330885	L= 263
2.0 TDI	105	12/08→05/13						
2.0 TDI	125	02/09→05/13						
2.0 TFSI	147	03/09→05/13						
1.8 TSI	88	09/10→05/13	←		2	24.5237-0308.3	331435	L= 308
1.8 TSI	118	05/10→05/13						
2.0 TFSI	155	05/10→05/13	➔		2	24.5138-0263.3	330885	L= 263
<b>SEAT - EXEO ST (3R5) 05/09→05/13</b>								
 <b>Bremssattel</b>								
1.6	75	06/09→09/10	←	☐; +PR 1LT		11.9571-9835.2	220427	ATE - Halter
1.8 T	110	06/09→05/10						
1.8 TSI	88	09/10→05/13	←	☐; +PR 1LT		11.9571-9836.2	220428	ATE - Halter
1.8 TSI	118	05/10→05/13	←	☐; +PR 1LZ		24.3541-1763.5	240231	TRW - Halter
2.0 TDI	88	07/09→05/13						
2.0 TDI	105	05/09→05/13	←	☐; +PR 1LZ		24.3541-1764.5	240232	TRW - Halter
2.0 TDI	125	05/09→05/13	←	☐; +PR 1LB		24.3571-8521.5	240495	ATE - Halter
2.0 TFSI	147	06/09→05/13						
2.0 TFSI	155	05/10→05/13	←	☐; +PR 1LB		24.3571-8522.5	240496	ATE - Halter
			←	☐; +PR 1LA		24.3606-9953.5	241125	ATE - Halter
			←	☐; +PR 1LA		24.3606-9954.5	241126	ATE - Halter
			➔	☐; +PR 1KD / 1KP		24.3384-1735.5	240822	TRW - Halter
			➔	☐; +PR 1KD / 1KP		24.3384-1736.5	240823	TRW - Halter
			➔	☐; +PR 1KW		24.3414-1713.5	240914	TRW - Halter
			➔	☐; +PR 1KW		24.3414-1714.5	240915	TRW - Halter
<b>Halter, Bremssattel</b>								
1.6	75	06/09→09/10	←	+PR 1LB		11.0230-0560.1	260125	ATE
1.8 T	110	06/09→05/10						
1.8 TSI	88	09/10→05/13	←	+PR 1LT		11.0230-0569.1	260126	ATE
1.8 TSI	118	05/10→05/13	←	+PR 1LA		11.0230-0807.1	260134	ATE
2.0 TDI	88	07/09→05/13						
2.0 TDI	105	05/09→05/13						
2.0 TDI	125	05/09→05/13						
2.0 TFSI	147	06/09→05/13						
2.0 TFSI	155	05/10→05/13						
<b>Feder, Bremssattel</b>								
1.6	75	06/09→09/10	←	+PR 1LB	2	11.8116-0143.1	390513	ATE
1.8 T	110	06/09→05/10						
1.8 TSI	88	09/10→05/13	←	+PR 1LT	2	11.8116-0143.1	390513	ATE
1.8 TSI	118	05/10→05/13	←	+PR 1LA	2	11.8116-0410.2	390589	ATE
2.0 TDI	88	07/09→05/13						
2.0 TDI	105	05/09→05/13						








	kw			 	! #		
<b>SEAT - EXEO ST (3R5) 05/09→05/13</b>							
<b>Feder, Bremssattel</b>							
2.0 TDI	125	05/09→05/13	←	+PR 1LB	2	11.8116-0143.1	390513 ATE
2.0 TFSI	147	06/09→05/13	←	+PR 1LT	2	11.8116-0143.1	390513 ATE
2.0 TFSI	155	05/10→05/13	←	+PR 1LA	2	11.8116-0410.2	390589 ATE
<b> Bremsschlauch</b>							
1.6	75	06/09→09/10	←		2	24.5237-0308.3	331435 L= 308
1.8 T	110	06/09→05/10	→		2	24.5138-0263.3	330885 L= 263
1.8 TSI	88	09/10→05/13					
1.8 TSI	118	05/10→05/13					
2.0 TDI	88	07/09→05/13					
2.0 TDI	105	05/09→05/13					
2.0 TDI	125	05/09→05/13					
2.0 TFSI	147	06/09→05/13					
2.0 TFSI	155	05/10→05/13					
<b>SEAT - IBIZA II (6K1) 03/93→05/02</b>							
<b> Bremssattel</b>							
1.0	33	03/93→09/96	←	☐; +PR 1LA		24.3481-1745.5	240277 ATE - Halter
1.4	40	12/97→04/99	←	☐; +PR 1LA		24.3481-1746.5	240278 ATE - Halter
1.6 i	55	09/94→06/99	←	☐; +PR 1LY / 1ZK		24.3541-1609.5	240039 TRW - Halter
1.9 D	47	04/93→08/96	←	☐; +PR 1LY / 1ZK		24.3541-1610.5	240040 TRW - Halter
1.9 TD	55	03/93→08/96	←	☐; +PR 1LD / 1LV / 1LW		24.3541-1731.5	240061 TRW - Halter
			←	☐; +PR 1LD / 1LV / 1LW		24.3541-1732.5	240062 TRW - Halter
			→	☐; +PR 1KK		24.3384-1723.5	240842 TRW - Halter
			→	☐; +PR 1KK		24.3384-1724.5	240843 TRW - Halter
1.0 16V	51	10/99→02/02	←	☐; → 6K-W-000500; +PR 1LA; - ABS		24.3481-1745.5	240277 ATE - Halter
1.4 16V	55	05/00→02/02	←	☐; → 6K-W-000500; +PR 1LA; - ABS		24.3481-1746.5	240278 ATE - Halter
1.9 SDI	50	08/99→02/02	←	☐; → 01/02; +PR 1ZK		24.3541-1609.5	240039 TRW - Halter
			←	☐; → 01/02; +PR 1ZK		24.3541-1610.5	240040 TRW - Halter
			←	☐; → 01/02; +PR 1LW		24.3541-1731.5	240061 TRW - Halter
			←	☐; → 01/02; +PR 1LV		24.3541-1731.5	240061 TRW - Halter
			←	☐; → 01/02; +PR 1LW		24.3541-1732.5	240062 TRW - Halter
			←	☐; → 01/02; +PR 1LV		24.3541-1732.5	240062 TRW - Halter
			→	☐; → 01/02; +PR 1KE / 1KQ		24.3344-1711.5	240894 TRW - Halter
			→	☐; → 01/02; +PR 1KE / 1KQ		24.3344-1712.5	240895 TRW - Halter
			→	☐; → 01/02; +PR 1KK		24.3384-1723.5	240842 TRW - Halter
			→	☐; → 01/02; +PR 1KK		24.3384-1724.5	240843 TRW - Halter
1.0 i	37	09/96→02/02	←	☐; → 07/99; +PR 1LA		24.3481-1745.5	240277 ATE - Halter
1.4 i	44	09/93→02/02	←	☐; 08/99→; → 6K-W-000500; +PR 1LA; - ABS		24.3481-1745.5	240277 ATE - Halter
1.4 i 16V	74	06/97→02/02	←	☐; 08/99→; → 6K-W-000500; +PR 1LA; - ABS		24.3481-1746.5	240278 ATE - Halter
1.6 i	55	03/93→02/02	←	☐; → 07/99; +PR 1LA		24.3481-1746.5	240278 ATE - Halter
1.6 i	74	04/96→02/02	←	☐; → 07/99; +PR 1LA		24.3481-1746.5	240278 ATE - Halter
1.9 TDI	66	08/96→02/02	←	☐; → 07/99; +PR 1LA		24.3481-1746.5	240278 ATE - Halter
			←	☐; → 07/99; +PR 1LY / 1ZK		24.3541-1609.5	240039 TRW - Halter
			←	☐; 08/99→ 01/02; +PR 1ZK		24.3541-1609.5	240039 TRW - Halter
			←	☐; → 07/99; +PR 1LY / 1ZK		24.3541-1610.5	240040 TRW - Halter
			←	☐; 08/99→ 01/02; +PR 1ZK		24.3541-1610.5	240040 TRW - Halter
			←	☐; → 07/99; +PR 1LD / 1LV / 1LW		24.3541-1731.5	240061 TRW - Halter
			←	☐; 08/99→ 01/02; +PR 1LW		24.3541-1731.5	240061 TRW - Halter
			←	☐; 08/99→ 01/02; +PR 1LW		24.3541-1732.5	240062 TRW - Halter
			←	☐; 08/99→ 01/02; +PR 1LV		24.3541-1732.5	240062 TRW - Halter
			←	☐; → 07/99; +PR 1LD / 1LV / 1LW		24.3541-1732.5	240062 TRW - Halter
			→	☐; 08/99→ 01/02; +PR 1KE / 1KQ		24.3344-1711.5	240894 TRW - Halter
			→	☐; 08/99→ 01/02; +PR 1KE / 1KQ		24.3344-1712.5	240895 TRW - Halter
			→	☐; → 07/99; +PR 1KK		24.3384-1723.5	240842 TRW - Halter
			→	☐; 08/99→ 01/02; +PR 1KK		24.3384-1723.5	240842 TRW - Halter
			→	☐; 08/99→ 01/02; +PR 1KK		24.3384-1724.5	240843 TRW - Halter

	kw			 	! #		
<b>SEAT - IBIZA II (6K1) 03/93—05/02</b>							
 <b>Bremssattel</b>							
1.0 i	37	09/96→02/02	➔	☐; → 07/99; +PR 1KK		24.3384-1724.5 240843	TRW - Halter
1.4 i	44	09/93→02/02					
1.4 i 16V	74	06/97→02/02					
1.6 i	55	03/93→02/02					
1.6 i	74	04/96→02/02					
1.9 TDI	66	08/96→02/02					
1.3 i	40	03/93→08/99	➔	☐; → 07/99; +PR 1LA		24.3481-1745.5 240277	ATE - Halter
1.8 i	66	03/93→08/99	➔	☐; → 07/99; +PR 1LA		24.3481-1746.5 240278	ATE - Halter
1.9 SDI	47	08/96→08/99	➔	☐; → 07/99; +PR 1LY / 1ZK		24.3541-1609.5 240039	TRW - Halter
2.0 i 16V	110	08/96→08/99	➔	☐; → 07/99; +PR 1LY / 1ZK		24.3541-1610.5 240040	TRW - Halter
			➔	☐; → 07/99; +PR 1LD / 1LV / 1LW		24.3541-1731.5 240061	TRW - Halter
			➔	☐; → 07/99; +PR 1LD / 1LV / 1LW		24.3541-1732.5 240062	TRW - Halter
			➔	☐; → 07/99; +PR 1KK		24.3384-1723.5 240842	TRW - Halter
			➔	☐; → 07/99; +PR 1KK		24.3384-1724.5 240843	TRW - Halter
1.8 i 16V	95	11/93→08/96	➔	☐; 02/94→; +PR 1LA		24.3481-1745.5 240277	ATE - Halter
			➔	☐; 02/94→; +PR 1LA		24.3481-1746.5 240278	ATE - Halter
			➔	☐; 02/94→; +PR 1LY / 1ZK		24.3541-1609.5 240039	TRW - Halter
			➔	☐; 02/94→; +PR 1LY / 1ZK		24.3541-1610.5 240040	TRW - Halter
			➔	☐; 02/94→; +PR 1LD / 1LV / 1LW		24.3541-1731.5 240061	TRW - Halter
			➔	☐; 02/94→; +PR 1LD / 1LV / 1LW		24.3541-1732.5 240062	TRW - Halter
			➔	☐; 02/94→; → 6K-ZR014473		24.3384-1603.5 240015	TRW - Halter
			➔	☐; 02/94→; → 6K-ZR516424		24.3384-1603.5 240015	TRW - Halter
			➔	☐; 02/94→; → 6K-ZR516424		24.3384-1604.5 240016	TRW - Halter
			➔	☐; 02/94→; → 6K-ZR014473		24.3384-1604.5 240016	TRW - Halter
			➔	☐; 6K-ZR516425→		24.3384-1707.5 240171	TRW - Halter
			➔	☐; 6K-ZR014474→		24.3384-1707.5 240171	TRW - Halter
			➔	☐; 6K-ZR014474→		24.3384-1708.5 240172	TRW - Halter
			➔	☐; 6K-ZR516425→		24.3384-1708.5 240172	TRW - Halter
			➔	☐; 02/94→; +PR 1KK		24.3384-1723.5 240842	TRW - Halter
			➔	☐; 02/94→; +PR 1KK		24.3384-1724.5 240843	TRW - Halter
1.8 T 20V Cupra	115	07/00→02/02	➔	☐; → 01/02; +PR 1KE / 1KQ		24.3344-1711.5 240894	TRW - Halter
1.8 T 20V Cupra R	132	07/00→02/02	➔	☐; → 01/02; +PR 1KE / 1KQ		24.3344-1712.5 240895	TRW - Halter
			➔	☐; → 01/02; +PR 1KK		24.3384-1723.5 240842	TRW - Halter
			➔	☐; → 01/02; +PR 1KK		24.3384-1724.5 240843	TRW - Halter
1.9 TDI	81	02/97→02/02	➔	☐; 03/97→ 07/99; +PR 1LA		24.3481-1745.5 240277	ATE - Halter
			➔	☐; 08/99→; → 6K-W-000500; +PR 1LA; - ABS		24.3481-1745.5 240277	ATE - Halter
			➔	☐; 03/97→ 07/99; +PR 1LA		24.3481-1746.5 240278	ATE - Halter
			➔	☐; 08/99→; → 6K-W-000500; +PR 1LA; - ABS		24.3481-1746.5 240278	ATE - Halter
			➔	☐; 08/99→ 01/02; +PR 1ZK		24.3541-1609.5 240039	TRW - Halter
			➔	☐; 03/97→ 07/99; +PR 1LY / 1ZK		24.3541-1609.5 240039	TRW - Halter
			➔	☐; 03/97→ 07/99; +PR 1LY / 1ZK		24.3541-1610.5 240040	TRW - Halter
			➔	☐; 08/99→ 01/02; +PR 1ZK		24.3541-1610.5 240040	TRW - Halter
			➔	☐; 08/99→ 01/02; +PR 1LV		24.3541-1731.5 240061	TRW - Halter
			➔	☐; 03/97→ 07/99; +PR 1LD / 1LV / 1LW		24.3541-1731.5 240061	TRW - Halter
			➔	☐; 08/99→ 01/02; +PR 1LW		24.3541-1731.5 240061	TRW - Halter
			➔	☐; 08/99→ 01/02; +PR 1LW		24.3541-1732.5 240062	TRW - Halter
			➔	☐; 03/97→ 07/99; +PR 1LD / 1LV / 1LW		24.3541-1732.5 240062	TRW - Halter
			➔	☐; 08/99→ 01/02; +PR 1LV		24.3541-1732.5 240062	TRW - Halter
			➔	☐; 08/99→ 01/02; +PR 1KE / 1KQ		24.3344-1711.5 240894	TRW - Halter
			➔	☐; 08/99→ 01/02; +PR 1KE / 1KQ		24.3344-1712.5 240895	TRW - Halter
			➔	☐; 03/97→ 07/99; +PR 1KK		24.3384-1723.5 240842	TRW - Halter
			➔	☐; 08/99→ 01/02; +PR 1KK		24.3384-1723.5 240842	TRW - Halter
			➔	☐; 03/97→ 07/99; +PR 1KK		24.3384-1724.5 240843	TRW - Halter
			➔	☐; 08/99→ 01/02; +PR 1KK		24.3384-1724.5 240843	TRW - Halter

















	kw			 	! #		
<b>SEAT - IBIZA II (6K1) 03/93—05/02</b>							
 <b>Bremssattel</b>							
1.9 TDI	81	02/97→02/02	➡	☐; 03/97→ 07/99		24.3384-1737.5 240301	TRW - Halter
			➡	☐; 03/97→ 07/99		24.3384-1738.5 240302	TRW - Halter
2.0 i	85	03/93→08/99	←	☐; → 07/99; +PR 1LA		24.3481-1745.5 240277	ATE - Halter
			←	☐; → 07/99; +PR 1LA		24.3481-1746.5 240278	ATE - Halter
			←	☐; → 07/99; +PR 1LY / 1ZK		24.3541-1609.5 240039	TRW - Halter
			←	☐; → 07/99; +PR 1LY / 1ZK		24.3541-1610.5 240040	TRW - Halter
			←	☐; → 07/99; +PR 1LD / 1LV / 1LW		24.3541-1731.5 240061	TRW - Halter
			←	☐; → 07/99; +PR 1LD / 1LV / 1LW		24.3541-1732.5 240062	TRW - Halter
			➡	☐; → 6K-ZR014473		24.3384-1603.5 240015	TRW - Halter
			➡	☐; → 6K-ZR516424		24.3384-1603.5 240015	TRW - Halter
			➡	☐; → 6K-ZR014473		24.3384-1604.5 240016	TRW - Halter
			➡	☐; → 6K-ZR516424		24.3384-1604.5 240016	TRW - Halter
			➡	☐; 6K-ZR014474→; → 07/99		24.3384-1707.5 240171	TRW - Halter
			➡	☐; 6K-ZR516425→; → 07/99		24.3384-1707.5 240171	TRW - Halter
			➡	☐; 6K-ZR014474→; → 07/99		24.3384-1708.5 240172	TRW - Halter
			➡	☐; 6K-ZR516425→; → 07/99		24.3384-1708.5 240172	TRW - Halter
➡	☐; → 07/99; +PR 1KK		24.3384-1723.5 240842	TRW - Halter			
➡	☐; → 07/99; +PR 1KK		24.3384-1724.5 240843	TRW - Halter			
<b>Führungshülzensatz, Bremssattel</b>							
1.0	33	03/93→09/96	←	+PR 1LG / 1LM		11.0101-4801.2 260006	ATE
1.4	40	12/97→04/99				24.0102-4801.2 260085	ATE
1.6 i	55	09/94→06/99					
1.9 D	47	04/93→08/96	←	+PR 1LA		11.0101-4803.2 260008	ATE
1.9 TD	55	03/93→08/96				24.0102-4803.2 260086	ATE
			←	+PR 1LY / 1ZK		11.0101-5403.2 260010	TRW
1.0 16V	51	10/99→02/02	←	→ 01/02; +PR 1LG		11.0101-4801.2 260006	ATE
1.4 16V	55	05/00→02/02				24.0102-4801.2 260085	ATE
			←	→ 01/02; +PR 1ZK		11.0101-5403.2 260010	TRW
1.0 i	37	09/96→02/02	←	→ 07/99; +PR 1LG / 1LM		11.0101-4801.2 260006	ATE
1.4 i 16V	74	06/97→02/02				24.0102-4801.2 260085	ATE
1.6 i	55	03/93→02/02					
1.6 i	74	04/96→02/02	←	08/99→ 01/02; +PR 1LG		11.0101-4801.2 260006	ATE
1.9 TDI	66	08/96→02/02				24.0102-4801.2 260085	ATE
			←	→ 07/99; +PR 1LA		11.0101-4803.2 260008	ATE
						24.0102-4803.2 260086	ATE
			←	08/99→ 01/02; +PR 1ZK		11.0101-5403.2 260010	TRW
			←	→ 07/99; +PR 1LY / 1ZK		11.0101-5403.2 260010	TRW
1.3 i	40	03/93→08/99	←	→ 07/99; +PR 1LG / 1LM		11.0101-4801.2 260006	ATE
1.8 i	66	03/93→08/99				24.0102-4801.2 260085	ATE
1.9 SDI	47	08/96→08/99					
2.0 i 16V	110	08/96→08/99	←	→ 07/99; +PR 1LA		11.0101-4803.2 260008	ATE
						24.0102-4803.2 260086	ATE
			←	→ 07/99; +PR 1LY / 1ZK		11.0101-5403.2 260010	TRW
1.4 i	44	09/93→02/02	←	08/99→ 01/02; +PR 1LG / 1LM		11.0101-4801.2 260006	ATE
						24.0102-4801.2 260085	ATE
			←	→ 07/99; +PR 1LG / 1LM		11.0101-4801.2 260006	ATE
						24.0102-4801.2 260085	ATE
			←	→ 07/99; +PR 1LA		11.0101-4803.2 260008	ATE
						24.0102-4803.2 260086	ATE
			←	08/99→ 01/02; +PR 1ZK		11.0101-5403.2 260010	TRW
			←	→ 07/99; +PR 1LY / 1ZK		11.0101-5403.2 260010	TRW
1.8 i 16V	95	11/93→08/96	←	02/94→; +PR 1LG / 1LM		11.0101-4801.2 260006	ATE
						24.0102-4801.2 260085	ATE
			←	02/94→; +PR 1LA		11.0101-4803.2 260008	ATE
						24.0102-4803.2 260086	ATE
			←	02/94→; +PR 1LY / 1ZK		11.0101-5403.2 260010	TRW
			➡	6K-ZR014474→		11.0101-5403.2 260010	TRW
			➡	6K-ZR516425→		11.0101-5403.2 260010	TRW
1.9 SDI ↓	50	08/99→02/02	←	→ 01/02; +PR 1LG / 1LM		11.0101-4801.2 260006	ATE








	kw			 	! #		
<b>SEAT - IBIZA II (6K1) 03/93→05/02</b>							
<b>Führungshülzensatz, Bremssattel</b>							
1.9 SDI	50	08/99→02/02	←	→ 01/02; +PR 1LG / 1LM		24.0102-4801.2 260085	ATE
			←	→ 01/02; +PR 1ZK		11.0101-5403.2 260010	TRW
1.9 TDI	81	02/97→02/02	←	03/97→ 07/99; +PR 1LG / 1LM		11.0101-4801.2 260006	ATE
						24.0102-4801.2 260085	ATE
			←	08/99→ 01/02; +PR 1LG		11.0101-4801.2 260006	ATE
						24.0102-4801.2 260085	ATE
			←	03/97→ 07/99; +PR 1LA		11.0101-4803.2 260008	ATE
						24.0102-4803.2 260086	ATE
2.0 i	85	03/93→08/99	←	→ 07/99; +PR 1LG / 1LM		11.0101-4801.2 260006	ATE
						24.0102-4801.2 260085	ATE
			←	→ 07/99; +PR 1LA		11.0101-4803.2 260008	ATE
						24.0102-4803.2 260086	ATE
			←	→ 07/99; +PR 1LY / 1ZK		11.0101-5403.2 260010	TRW
			←	03/97→ 07/99; +PR 1LY / 1ZK		11.0101-5403.2 260010	TRW
			→	6K-ZR014474 →; → 07/99		11.0101-5403.2 260010	TRW
			→	6K-ZR516425 →; → 07/99		11.0101-5403.2 260010	TRW
<b>Dichtungssatz, Bremssattel</b>							
1.0	33	03/93→09/96		+PR 1LG / 1LM		11.0441-4808.2 250022	ATE
1.4	40	12/97→04/99					
1.6 i	55	09/94→06/99		+PR 1LA		11.0441-4808.2 250022	ATE
1.9 D	47	04/93→08/96					
1.9 TD	55	03/93→08/96					
1.0 16V	51	10/99→02/02		→ 01/02; +PR 1LG		11.0441-4808.2 250022	ATE
1.4 16V	55	05/00→02/02					
1.0 i	37	09/96→02/02		→ 07/99; +PR 1LA		11.0441-4808.2 250022	ATE
1.4 i 16V	74	06/97→02/02					
1.6 i	55	03/93→02/02		→ 07/99; +PR 1LG / 1LM		11.0441-4808.2 250022	ATE
1.6 i	74	04/96→02/02					
1.9 TDI	66	08/96→02/02		08/99→ 01/02; +PR 1LG		11.0441-4808.2 250022	ATE
1.3 i	40	03/93→08/99					
1.8 i	66	03/93→08/99		→ 07/99; +PR 1LA		11.0441-4808.2 250022	ATE
1.9 SDI	47	08/96→08/99					
2.0 i	85	03/93→08/99		→ 07/99; +PR 1LG / 1LM		11.0441-4808.2 250022	ATE
2.0 i 16V	110	08/96→08/99					
1.4 i	44	09/93→02/02		→ 07/99; +PR 1LA		11.0441-4808.2 250022	ATE
				08/99→ 01/02; +PR 1LG / 1LM		11.0441-4808.2 250022	ATE
				→ 07/99; +PR 1LG / 1LM		11.0441-4808.2 250022	ATE
1.8 i 16V	95	11/93→08/96		02/94→; +PR 1LG / 1LM		11.0441-4808.2 250022	ATE
				02/94→; +PR 1LA		11.0441-4808.2 250022	ATE
1.9 SDI	50	08/99→02/02		→ 01/02; +PR 1LG / 1LM		11.0441-4808.2 250022	ATE
1.9 TDI	81	02/97→02/02		03/97→ 07/99; +PR 1LG / 1LM		11.0441-4808.2 250022	ATE
				03/97→ 07/99; +PR 1LA		11.0441-4808.2 250022	ATE
				08/99→ 01/02; +PR 1LG		11.0441-4808.2 250022	ATE
<b>Zubehörsatz, Bremssattel</b>							
1.8 i 16V	95	11/93→08/96	→	02/94→; → 6K-ZR014473		24.0101-3601.2 260044	TRW
			→	6K-ZR014474 →		24.0101-3601.2 260044	TRW
			→	6K-ZR516425 →		24.0101-3601.2 260044	TRW
			→	02/94→; → 6K-ZR516424		24.0101-3601.2 260044	TRW
2.0 i	85	03/93→08/99	→	6K-ZR516425 →; → 07/99		24.0101-3601.2 260044	TRW
			→	6K-ZR014474 →; → 07/99		24.0101-3601.2 260044	TRW
			→	→ 6K-ZR516424		24.0101-3601.2 260044	TRW
			→	→ 6K-ZR014473		24.0101-3601.2 260044	TRW
<b>Bremsschlauch</b>							
1.0	33	03/93→09/96	←		2	24.5105-0442.3 331432	L= 442
1.4	40	12/97→04/99	→		2	24.5230-0143.3 330402	L= 143
1.6 i	55	09/94→06/99					
1.9 D	47	04/93→08/96				83.7836-0135.3 330816	L= 135
1.9 TD	55	03/93→08/96					
1.0 16V	51	10/99→02/02	←	→ 01/02	2	24.5105-0442.3 331432	L= 442
1.4 16V	55	05/00→02/02					
1.9 SDI	50	08/99→02/02	→	→ 01/02	2	83.7858-0140.3 330837	L= 140
1.0 i	37	09/96→02/02	←	08/99→ 01/02	2	24.5105-0442.3 331432	L= 442
↓							








	kw			 	! #		
<b>SEAT - IBIZA II (6K1) 03/93→05/02</b>							
<b>Bremsschlauch</b>							
1.4 i	44	09/93→02/02	←	→ 07/99	2	24.5105-0442.3 331432	L= 442
1.4 i 16V	74	06/97→02/02	→	→ 07/99	2	24.5230-0143.3 330402	L= 143
1.6 i	55	03/93→02/02	→	→ 07/99	2	83.7836-0135.3 330816	L= 135
1.6 i	74	04/96→02/02	→	→ 07/99	2	83.7836-0135.3 330816	L= 135
1.9 TDI	66	08/96→02/02	→	08/99→ 01/02	2	83.7858-0140.3 330837	L= 140
1.3 i	40	03/93→08/99	←	→ 07/99	2	24.5105-0442.3 331432	L= 442
1.8 i	66	03/93→08/99	→	→ 07/99	2	24.5230-0143.3 330402	L= 143
1.9 SDI	47	08/96→08/99	→	→ 07/99	2	83.7836-0135.3 330816	L= 135
1.8 i 16V	95	11/93→08/96	←	02/94→	2	24.5105-0442.3 331432	L= 442
			→	02/94→	2	24.5170-0161.3 331308	L= 161
1.8 T 20V Cupra	115	07/00→02/02	→	→ 01/02	2	83.7858-0140.3 330837	L= 140
1.8 T 20V Cupra R	132	07/00→02/02	→	→ 01/02	2	83.7858-0140.3 330837	L= 140
1.9 TDI	81	02/97→02/02	←	08/99→ 01/02	2	24.5105-0442.3 331432	L= 442
			←	03/97→ 07/99	2	24.5105-0442.3 331432	L= 442
			→	03/97→ 07/99	2	24.5170-0161.3 331308	L= 161
			→	08/99→ 01/02	2	83.7858-0140.3 330837	L= 140
2.0 i	85	03/93→08/99	←	→ 07/99	2	24.5105-0442.3 331432	L= 442
2.0 i 16V	110	08/96→08/99	→	→ 07/99	2	24.5170-0161.3 331308	L= 161
<b>SEAT - IBIZA III (6L1) 02/02→11/09</b>							
<b>Bremssattel</b>							
1.2	44	06/07→05/08	←	☐; +PR 1LN / 1ZH		24.3541-1797.5 240856	TRW - Halter
1.2	47	02/02→06/06	←	☐; +PR 1LN / 1ZH		24.3541-1798.5 240857	TRW - Halter
1.2 12V	51	05/06→11/09	←	☐; +PR 1LN / 1ZH		24.3541-1798.5 240857	TRW - Halter
1.4 16V	55	02/02→12/07	←	☐; +PR 1LQ / 1LR / 1ZF / 1ZG		24.3541-9549.5 241023	ATE - Halter
1.4 16V	63	05/06→11/09	←	☐; +PR 1LQ / 1LR / 1ZF / 1ZG		24.3541-9549.5 241023	ATE - Halter
1.4 16V	74	02/02→11/09	←	☐; +PR 1LQ / 1LR / 1ZF / 1ZG		24.3541-9550.5 241024	ATE - Halter
1.4 TDI	51	05/05→11/09	→	☐		24.3344-1709.5 240810	TRW - Halter
1.4 TDI	55	05/02→12/05	→	☐		24.3384-1729.5 240816	TRW - Halter
1.4 TDI	59	06/05→11/09	→	☐		24.3384-1729.5 240816	TRW - Halter
1.6	74	02/03→11/09	→	☐		24.3344-1710.5 240811	TRW - Halter
1.6 16V	77	11/06→11/09	→	☐		24.3344-1710.5 240811	TRW - Halter
1.8 T FR	110	12/03→05/08	→	☐		24.3384-1730.5 240817	TRW - Halter
1.9 SDI	47	02/02→12/05	→	☐		24.3384-1730.5 240817	TRW - Halter
1.9 TDI	74	02/02→11/09	→	☐		24.3384-1730.5 240817	TRW - Halter
1.9 TDI	96	02/02→11/09	→	☐		24.3384-1730.5 240817	TRW - Halter
1.9 TDI Joya Racer	112	07/03→06/04	→	☐		24.3384-1730.5 240817	TRW - Halter
2.0	85	04/02→11/09	→	☐		24.3384-1730.5 240817	TRW - Halter
1.8 T Cupra R	132	01/04→02/08	←	☐		11.9541-9595.2 220501	ATE - Halter
			←	☐		11.9541-9596.2 220502	ATE - Halter
			→	☐		24.3344-1709.5 240810	TRW - Halter
			→	☐		24.3384-1729.5 240816	TRW - Halter
			→	☐		24.3344-1710.5 240811	TRW - Halter
			→	☐		24.3384-1730.5 240817	TRW - Halter
1.9 TDI Cupra R	118	03/04→02/08	←	☐; +PR 1LT		11.9541-9595.2 220501	ATE - Halter
			←	☐; +PR 1LT		11.9541-9596.2 220502	ATE - Halter
			←	☐; +PR 1LN / 1ZH		24.3541-1797.5 240856	TRW - Halter
			←	☐; +PR 1LN / 1ZH		24.3541-1798.5 240857	TRW - Halter
			←	☐; +PR 1LQ / 1LR / 1ZF / 1ZG		24.3541-9549.5 241023	ATE - Halter
			←	☐; +PR 1LQ / 1LR / 1ZF / 1ZG		24.3541-9550.5 241024	ATE - Halter
			→	☐		24.3344-1709.5 240810	TRW - Halter
			→	☐		24.3384-1729.5 240816	TRW - Halter
			→	☐		24.3344-1710.5 240811	TRW - Halter
			→	☐		24.3384-1730.5 240817	TRW - Halter
<b>Halter, Bremssattel</b>							
1.8 T Cupra R	132	01/04→02/08	←		2	11.0230-0451.1 260130	ATE
1.9 TDI Cupra R	118	03/04→02/08	←	+PR 1LT	2	11.0230-0451.1 260130	ATE
<b>Feder, Bremssattel</b>							
1.8 T Cupra R	132	01/04→02/08			2	11.8116-0143.1 390513	ATE
1.9 TDI Cupra R	118	03/04→02/08		+PR 1LT	2	11.8116-0143.1 390513	ATE
<b>Führungshülensatz, Bremssattel</b>							
1.2	44	06/07→05/08	←	+PR 1LQ / 1LR / 1ZF / 1ZG		11.0101-5409.2 260035	ATE
↓							














































	kw			 	! #		
<b>SEAT - IBIZA III (6L1) 02/02→11/09</b>							
<b>Führungshülzensatz, Bremsattel</b>							
1.2	47	02/02→06/06	←	+PR 1LQ / 1LR / 1ZF / 1ZG		11.0101-5409.2 260035	ATE
1.2 12V	51	05/06→11/09					
1.4 16V	55	02/02→12/07					
1.4 16V	63	05/06→11/09					
1.4 16V	74	02/02→11/09					
1.4 TDI	51	05/05→11/09					
1.4 TDI	55	05/02→12/05					
1.4 TDI	59	06/05→11/09					
1.6	74	02/03→11/09					
1.6 16V	77	11/06→11/09					
1.8 T FR	110	12/03→05/08					
1.9 SDI	47	02/02→12/05					
1.9 TDI	74	02/02→11/09					
1.9 TDI	96	02/02→11/09					
1.9 TDI Joya Racer	112	07/03→06/04					
2.0	85	04/02→11/09					
1.8 T Cupra R	132	01/04→02/08	←			11.0101-5409.2 260035	ATE
1.9 TDI Cupra R	118	03/04→02/08	←	+PR 1LQ / 1LR / 1ZF / 1ZG		11.0101-5409.2 260035	ATE
			←	+PR 1LT		11.0101-5409.2 260035	ATE
<b>Führungsbolzen, Bremsattel</b>							
1.8 T Cupra R	132	01/04→02/08			2	11.8171-0008.1 990049	ATE
1.9 TDI Cupra R	118	03/04→02/08		+PR 1LT	2	11.8171-0008.1 990049	ATE
<b>Dichtungssatz, Bremsattel</b>							
1.8 T Cupra R	132	01/04→02/08				11.0441-5409.2 250031	ATE
1.9 TDI Cupra R	118	03/04→02/08		+PR 1LT		11.0441-5409.2 250031	ATE
<b>Bremsschlauch</b>							
1.2	44	06/07→05/08	←		2	83.6247-0522.3 330595	L= 522
			→	☐ / am Bremsattel; +PR 1KD / 1KK / 1KS / 1KT		24.1253-0050.3 331148	L= 192 mit Rohrleitung
			→	☐ / am Bremsattel; +PR 1KD / 1KK / 1KS / 1KT		24.1253-0060.3 331149	L= 192 mit Rohrleitung
			→	+PR 1KD / 1KK / 1KS / 1KT	2	83.7858-0140.3 330837	L= 140
1.2	47	02/02→06/06	←		2	83.6247-0522.3 330595	L= 522
1.2 12V	51	05/06→11/09					
1.4 16V	55	02/02→12/07	→	☐ / am Bremsattel; +PR 1KD / 1KK / 1KS / 1KT / 1KP		24.1253-0050.3 331148	L= 192 mit Rohrleitung
1.4 16V	63	05/06→11/09					
1.4 16V	74	02/02→11/09	→	☐ / am Bremsattel; +PR 1KD / 1KK / 1KS / 1KT / 1KP		24.1253-0060.3 331149	L= 192 mit Rohrleitung
1.4 TDI	51	05/05→11/09					
1.4 TDI	55	05/02→12/05	→	+PR 1KD / 1KK / 1KS / 1KT / 1KP	2	83.7858-0140.3 330837	L= 140
1.4 TDI	59	06/05→11/09					
1.6	74	02/03→11/09					
1.6 16V	77	11/06→11/09					
1.8 T FR	110	12/03→05/08					
1.9 SDI	47	02/02→12/05					
1.9 TDI	74	02/02→11/09					
1.9 TDI	96	02/02→11/09					
1.9 TDI Joya Racer	112	07/03→06/04					
2.0	85	04/02→11/09					
1.8 T Cupra R	132	01/04→02/08	→	☐ / am Bremsattel; +PR 1KD / 1KK / 1KS / 1KT / 1KP		24.1253-0050.3 331148	L= 192 mit Rohrleitung
1.9 TDI Cupra R	118	03/04→02/08	→	☐ / am Bremsattel; +PR 1KD / 1KK / 1KS / 1KT / 1KP		24.1253-0060.3 331149	L= 192 mit Rohrleitung
			→	+PR 1KD / 1KK / 1KS / 1KT / 1KP	2	83.7858-0140.3 330837	L= 140
<b>SEAT - IBIZA IV (6J5, 6P1) 03/08→12/17</b>							
<b>Bremsattel</b>							
1.0	55	05/15→06/17	←	☐; +PR 1LQ / 1LR / 1ZG		24.3541-9549.5 241023	ATE - Halter
1.0 TSI	70	05/15→06/17					
1.0 TSI	81	05/15→06/17	←	☐; +PR 1LQ / 1LR / 1ZG		24.3541-9550.5 241024	ATE - Halter
1.2 TSI	66	05/15→06/17	←	☐; +PR 1ZR / 1ZS / 1ZC		24.3541-9553.5 241025	ATE - Halter
1.2 TSI	81	09/15→06/17					
1.4 TDI	55	05/15→06/17	←	☐; +PR 1ZR / 1ZS / 1ZC		24.3541-9554.5 241026	ATE - Halter
1.4 TDI	66	05/15→06/17					
1.4 TDI	77	05/15→06/17	→	☐; +PR 1KT		24.3387-1735.5 240657	TRW - Halter
			→	☐; +PR 1KV		24.3387-1735.5 240657	TRW - Halter
			→	☐; +PR 1KT		24.3387-1736.5 240658	TRW - Halter
			→	☐; +PR 1KV		24.3387-1736.5 240658	TRW - Halter
1.2	44	07/09→05/11	←	☐; 15"		24.3541-1797.5 240856	TRW - Halter
1.2 TDI	55	06/10→03/12					
1.2 TSI	63	08/12→05/15	←	☐; 15"		24.3541-1798.5 240857	TRW - Halter
1.2 TSI	77	09/10→03/12					

	kw			 	! #			
<b>SEAT - IBIZA IV (6J5, 6P1) 03/08—12/17</b>								
<b>Bremssattel</b>								
1.4 TDI	59	07/08→06/10	←	☐; +PR 1LQ / 1LR / 1ZG		24.3541-9549.5	241023	ATE - Halter
1.6 LPG	60	05/11→05/15	←	☐; +PR 1LQ / 1LR / 1ZG		24.3541-9550.5	241024	ATE - Halter
1.9 TDI	66	07/08→06/10	←	☐; +PR 1ZR / 1ZS		24.3541-9553.5	241025	ATE - Halter
2.0 TDI	105	01/10→05/15	←	☐; +PR 1ZR / 1ZS		24.3541-9554.5	241026	ATE - Halter
			→	☐; +PR 1KV		24.3387-1735.5	240657	TRW - Halter
			→	☐; +PR 1KK / 1KT		24.3387-1735.5	240657	TRW - Halter
			→	☐; +PR 1KV		24.3387-1736.5	240658	TRW - Halter
			→	☐; +PR 1KK / 1KT		24.3387-1736.5	240658	TRW - Halter
1.2	51	03/08→05/15	←	☐; 07/08→; 15"		24.3541-1797.5	240856	TRW - Halter
1.2 LPG	51	03/08→05/11	←	☐; 07/08→; 15"		24.3541-1798.5	240857	TRW - Halter
1.4	63	03/08→05/15	←	☐; 07/08→; 15"		24.3541-1798.5	240857	TRW - Halter
1.4 LPG	63	03/08→05/11	←	☐; 07/08→; +PR 1LQ / 1LR / 1ZG		24.3541-9549.5	241023	ATE - Halter
1.6	77	05/08→03/12	←	☐; 07/08→; +PR 1LQ / 1LR / 1ZG		24.3541-9550.5	241024	ATE - Halter
1.9 TDI	77	03/08→06/10	←	☐; 07/08→; +PR 1ZR / 1ZS		24.3541-9553.5	241025	ATE - Halter
			←	☐; 07/08→; +PR 1ZR / 1ZS		24.3541-9554.5	241026	ATE - Halter
			→	☐; 07/08→; +PR 1KV		24.3387-1735.5	240657	TRW - Halter
			→	☐; 07/08→; +PR 1KK / 1KT		24.3387-1735.5	240657	TRW - Halter
			→	☐; 07/08→; +PR 1KK / 1KT		24.3387-1736.5	240658	TRW - Halter
			→	☐; 07/08→; +PR 1KV		24.3387-1736.5	240658	TRW - Halter
1.4 TSI	103	10/13→05/15	←	☐; 12/13→; 15"		24.3541-1797.5	240856	TRW - Halter
			←	☐; 12/13→; 15"		24.3541-1798.5	240857	TRW - Halter
			←	☐; 12/13→; +PR 1LQ / 1LR / 1ZG		24.3541-9549.5	241023	ATE - Halter
			←	☐; 12/13→; +PR 1LQ / 1LR / 1ZG		24.3541-9550.5	241024	ATE - Halter
			←	☐; 12/13→; +PR 1ZR / 1ZS		24.3541-9553.5	241025	ATE - Halter
			←	☐; 12/13→; +PR 1ZR / 1ZS		24.3541-9554.5	241026	ATE - Halter
			→	☐; 12/13→; +PR 1KD / 1KS		24.3344-1709.5	240810	TRW - Halter
			→	☐; 12/13→; +PR 1KD / 1KS		24.3344-1710.5	240811	TRW - Halter
1.4 TSI	110	06/09→05/15	←	☐; 15"		24.3541-1797.5	240856	TRW - Halter
1.4 TSI	110	11/15→06/17	←	☐; 15"		24.3541-1798.5	240857	TRW - Halter
			←	☐; +PR 1LQ / 1LR / 1ZG		24.3541-9549.5	241023	ATE - Halter
			←	☐; +PR 1LQ / 1LR / 1ZG		24.3541-9550.5	241024	ATE - Halter
			←	☐; +PR 1ZR / 1ZS		24.3541-9553.5	241025	ATE - Halter
			←	☐; +PR 1ZR / 1ZS		24.3541-9554.5	241026	ATE - Halter
			→	☐; +PR 1KD / 1KS		24.3344-1709.5	240810	TRW - Halter
			→	☐; +PR 1KD / 1KS		24.3344-1710.5	240811	TRW - Halter
1.6 TDI	66	05/09→05/15	←	☐; 06/09→; 15"		24.3541-1797.5	240856	TRW - Halter
1.6 TDI	77	05/09→05/15	←	☐; 06/09→; 15"		24.3541-1798.5	240857	TRW - Halter
			←	☐; 06/09→; +PR 1LQ / 1LR / 1ZG		24.3541-9549.5	241023	ATE - Halter
			←	☐; 06/09→; +PR 1LQ / 1LR / 1ZG		24.3541-9550.5	241024	ATE - Halter
			←	☐; 06/09→; +PR 1ZR / 1ZS		24.3541-9553.5	241025	ATE - Halter
			←	☐; 06/09→; +PR 1ZR / 1ZS		24.3541-9554.5	241026	ATE - Halter
			→	☐; 06/09→; +PR 1KV		24.3387-1735.5	240657	TRW - Halter
			→	☐; 06/09→; +PR 1KK / 1KT		24.3387-1735.5	240657	TRW - Halter
			→	☐; 06/09→; +PR 1KK / 1KT		24.3387-1736.5	240658	TRW - Halter
			→	☐; 06/09→; +PR 1KV		24.3387-1736.5	240658	TRW - Halter
<b>Halter, Bremssattel</b>								
1.0	55	05/15→06/17	←	+PR 1LQ / 1LR / 1ZG	2	11.0230-0451.1	260130	ATE
1.0 TSI	70	05/15→06/17						
1.0 TSI	81	05/15→06/17						
1.2	44	07/09→05/11						
1.2 TDI	55	06/10→03/12						
1.2 TSI	63	08/12→05/15						
1.2 TSI	66	05/15→06/17						
1.2 TSI	77	09/10→03/12						
1.2 TSI	81	09/15→06/17						
1.4 TDI	55	05/15→06/17						
1.4 TDI	59	07/08→06/10						
↓								








	kw			 	! #		
<b>SEAT - IBIZA IV (6J5, 6P1) 03/08→12/17</b>							
<b>Halter, Bremssattel</b>							
1.4 TDI	66	05/15→06/17	←	+PR 1LQ / 1LR / 1ZG	2	11.0230-0451.1	260130 ATE
1.4 TDI	77	05/15→06/17					
1.4 TSI	110	06/09→05/15					
1.4 TSI	110	11/15→06/17					
1.6 LPG	60	05/11→05/15					
1.9 TDI	66	07/08→06/10					
2.0 TDI	105	01/10→05/15					
1.2	51	03/08→05/15	←	07/08→; +PR 1LQ / 1LR / 1ZG	2	11.0230-0451.1	260130 ATE
1.2 LPG	51	03/08→05/11					
1.4	63	03/08→05/15					
1.4 LPG	63	03/08→05/11					
1.6	77	05/08→03/12					
1.9 TDI	77	03/08→06/10					
1.4 TSI	103	10/13→05/15	←	12/13→; +PR 1LQ / 1LR / 1ZG	2	11.0230-0451.1	260130 ATE
1.6 TDI	66	05/09→05/15	←	06/09→; +PR 1LQ / 1LR / 1ZG	2	11.0230-0451.1	260130 ATE
1.6 TDI	77	05/09→05/15					
<b>Feder, Bremssattel</b>							
1.0	55	05/15→06/17		+PR 1ZR / 1ZS / 1ZC	2	11.8116-0351.1	390538 ATE
1.0 TSI	70	05/15→06/17					
1.0 TSI	81	05/15→06/17					
1.2 TSI	66	05/15→06/17					
1.2 TSI	81	09/15→06/17					
1.4 TDI	55	05/15→06/17					
1.4 TDI	66	05/15→06/17					
1.4 TDI	77	05/15→06/17					
1.2	44	07/09→05/11		+PR 1ZR / 1ZS	2	11.8116-0351.1	390538 ATE
1.2 TDI	55	06/10→03/12					
1.2 TSI	63	08/12→05/15					
1.2 TSI	77	09/10→03/12					
1.4 TDI	59	07/08→06/10					
1.4 TSI	110	06/09→05/15					
1.4 TSI	110	11/15→06/17					
1.6 LPG	60	05/11→05/15					
1.9 TDI	66	07/08→06/10					
2.0 TDI	105	01/10→05/15					
1.2	51	03/08→05/15		07/08→; +PR 1ZR / 1ZS	2	11.8116-0351.1	390538 ATE
1.2 LPG	51	03/08→05/11					
1.4	63	03/08→05/15					
1.4 LPG	63	03/08→05/11					
1.6	77	05/08→03/12					
1.9 TDI	77	03/08→06/10					
1.4 TSI	103	10/13→05/15		12/13→; +PR 1ZR / 1ZS	2	11.8116-0351.1	390538 ATE
1.6 TDI	66	05/09→05/15		06/09→; +PR 1ZR / 1ZS	2	11.8116-0351.1	390538 ATE
1.6 TDI	77	05/09→05/15					
<b>Führungshülzensatz, Bremssattel</b>							
1.0	55	05/15→06/17	←	+PR 1ZR / 1ZS / 1ZC		11.0101-5407.2	260011 ATE
1.0 TSI	70	05/15→06/17					
1.0 TSI	81	05/15→06/17	←	+PR 1LQ / 1LR / 1ZG		11.0101-5409.2	260035 ATE
1.2 TSI	66	05/15→06/17					
1.2 TSI	81	09/15→06/17					
1.4 TDI	55	05/15→06/17					
1.4 TDI	66	05/15→06/17					
1.4 TDI	77	05/15→06/17					
1.2	44	07/09→05/11	←	+PR 1ZR / 1ZS		11.0101-5407.2	260011 ATE
1.2 TDI	55	06/10→03/12					
1.2 TSI	63	08/12→05/15	←	+PR 1LQ / 1LR / 1ZG		11.0101-5409.2	260035 ATE
1.2 TSI	77	09/10→03/12					
1.4 TDI	59	07/08→06/10					
1.4 TSI	110	06/09→05/15					
1.4 TSI	110	11/15→06/17					
1.6 LPG	60	05/11→05/15					
1.9 TDI	66	07/08→06/10					
2.0 TDI	105	01/10→05/15					
1.2	51	03/08→05/15	←	07/08→; +PR 1ZR / 1ZS		11.0101-5407.2	260011 ATE
1.2 LPG	51	03/08→05/11					
1.4	63	03/08→05/15	←	07/08→; +PR 1LQ / 1LR / 1ZG		11.0101-5409.2	260035 ATE
1.4 LPG	63	03/08→05/11					
1.6	77	05/08→03/12					
1.9 TDI	77	03/08→06/10					
1.4 TSI	103	10/13→05/15	←	12/13→; +PR 1ZR / 1ZS		11.0101-5407.2	260011 ATE
			←	12/13→; +PR 1LQ / 1LR / 1ZG		11.0101-5409.2	260035 ATE
1.6 TDI	66	05/09→05/15	←	06/09→; +PR 1ZR / 1ZS		11.0101-5407.2	260011 ATE
1.6 TDI	77	05/09→05/15	←	06/09→; +PR 1LQ / 1LR / 1ZG		11.0101-5409.2	260035 ATE
			←	06/09→; +PR 1LQ / 1LR / 1ZG		11.0101-5409.2	260035 ATE
<b>Führungsbolzen, Bremssattel</b>							
1.0	55	05/15→06/17	←	+PR 1ZR / 1ZS / 1ZC	2	11.8171-0008.1	990049 ATE
1.0 TSI	70	05/15→06/17					
↓							

	kw			 	! #		
<b>SEAT - IBIZA IV (6J5, 6P1) 03/08→12/17</b>							
<b>Führungsbolzen, Bremsattel</b>							
1.0 TSI	81	05/15→06/17	←	+PR 1ZR / 1ZS / 1ZC	2	11.8171-0008.1	990049 ATE
1.2 TSI	66	05/15→06/17					
1.2 TSI	81	09/15→06/17					
1.4 TDI	55	05/15→06/17					
1.4 TDI	66	05/15→06/17					
1.4 TDI	77	05/15→06/17					
1.2	44	07/09→05/11	←	+PR 1ZR / 1ZS	2	11.8171-0008.1	990049 ATE
1.2 TDI	55	06/10→03/12					
1.2 TSI	63	08/12→05/15					
1.2 TSI	77	09/10→03/12					
1.4 TDI	59	07/08→06/10					
1.4 TSI	110	06/09→05/15					
1.4 TSI	110	11/15→06/17					
1.6 LPG	60	05/11→05/15					
1.9 TDI	66	07/08→06/10					
2.0 TDI	105	01/10→05/15					
1.2	51	03/08→05/15	←	07/08→; +PR 1ZR / 1ZS	2	11.8171-0008.1	990049 ATE
1.2 LPG	51	03/08→05/11					
1.4	63	03/08→05/15					
1.4 LPG	63	03/08→05/11					
1.6	77	05/08→03/12					
1.9 TDI	77	03/08→06/10					
1.4 TSI	103	10/13→05/15	←	12/13→; +PR 1ZR / 1ZS	2	11.8171-0008.1	990049 ATE
1.6 TDI	66	05/09→05/15	←	06/09→; +PR 1ZR / 1ZS	2	11.8171-0008.1	990049 ATE
1.6 TDI	77	05/09→05/15					
<b>Bremsschlauch</b>							
1.0	55	05/15→06/17	←	+PR 1ZC / 1ZD / 1ZG	2	24.5143-0544.3	331420 L= 540
1.0 TSI	70	05/15→06/17					
1.0 TSI	81	05/15→06/17	←	+PR 1ZR / 1ZS	2	24.5143-0553.3	331568 L= 553
1.2 TSI	63	08/12→05/15	→	☐ / am Bremsattel		24.1294-0014.3	331448 L= 202,2 mit Rohrleitung
1.2 TSI	66	05/15→06/17					
1.2 TSI	77	09/10→03/12	→	☐ / am Bremsattel		24.1294-0015.3	331449 L= 202,2 mit Rohrleitung
1.2 TSI	81	09/15→06/17					
1.4 TDI	55	05/15→06/17	→		2	83.7858-0140.3	330837 L= 140
1.4 TDI	66	05/15→06/17					
1.4 TDI	77	05/15→06/17					
1.4 TSI	110	11/15→06/17					
1.6 LPG	60	05/11→05/15					
1.2	44	07/09→05/11	←	07/10→; +PR 1ZC / 1ZD / 1ZG	2	24.5143-0544.3	331420 L= 540
1.2 TDI	55	06/10→03/12					
1.4 TSI	110	06/09→05/15	←	07/10→; +PR 1ZR / 1ZS	2	24.5143-0553.3	331568 L= 553
2.0 TDI	105	01/10→05/15	←	→ 06/10	2	83.6247-0522.3	330595 L= 522
			→	☐ / am Bremsattel		24.1294-0014.3	331448 L= 202,2 mit Rohrleitung
			→	☐ / am Bremsattel		24.1294-0015.3	331449 L= 202,2 mit Rohrleitung
			→		2	83.7858-0140.3	330837 L= 140
1.2	51	03/08→05/15	←	07/10→; +PR 1ZC / 1ZD / 1ZG	2	24.5143-0544.3	331420 L= 540
1.2 LPG	51	03/08→05/11					
1.4	63	03/08→05/15	←	07/10→; +PR 1ZR / 1ZS	2	24.5143-0553.3	331568 L= 553
1.4 LPG	63	03/08→05/11	←	07/08→ 06/10	2	83.6247-0522.3	330595 L= 522
1.6	77	05/08→03/12	→	☐ / am Bremsattel; 07/08→		24.1294-0014.3	331448 L= 202,2 mit Rohrleitung
			→	☐ / am Bremsattel; 07/08→		24.1294-0015.3	331449 L= 202,2 mit Rohrleitung
			→	07/08→	2	83.7858-0140.3	330837 L= 140
1.4 TDI	59	07/08→06/10	←	+PR 1ZR / 1ZS	2	24.5143-0553.3	331568 L= 553
1.9 TDI	66	07/08→06/10	←		2	83.6247-0522.3	330595 L= 522
			→	☐ / am Bremsattel		24.1294-0014.3	331448 L= 202,2 mit Rohrleitung
			→	☐ / am Bremsattel		24.1294-0015.3	331449 L= 202,2 mit Rohrleitung
			→		2	83.7858-0140.3	330837 L= 140
1.4 TSI	103	10/13→05/15	←	12/13→; +PR 1ZC / 1ZD / 1ZG	2	24.5143-0544.3	331420 L= 540
			←	12/13→; +PR 1ZR / 1ZS	2	24.5143-0553.3	331568 L= 553
			→	☐ / am Bremsattel; 12/13→		24.1294-0014.3	331448 L= 202,2 mit Rohrleitung
			→	☐ / am Bremsattel; 12/13→		24.1294-0015.3	331449 L= 202,2 mit Rohrleitung
			→	12/13→	2	83.7858-0140.3	330837 L= 140
1.6 TDI	66	05/09→05/15	←	07/10→; +PR 1ZC / 1ZD / 1ZG	2	24.5143-0544.3	331420 L= 540
1.6 TDI	77	05/09→05/15	←	07/10→; +PR 1ZR / 1ZS	2	24.5143-0553.3	331568 L= 553
			←	06/09→ 06/10	2	83.6247-0522.3	330595 L= 522
			→	☐ / am Bremsattel; 06/09→		24.1294-0014.3	331448 L= 202,2 mit Rohrleitung
			→	☐ / am Bremsattel; 06/09→		24.1294-0015.3	331449 L= 202,2 mit Rohrleitung








	kw			 	! #		
<b>SEAT - IBIZA IV (6J5, 6P1) 03/08—12/17</b>							
 <b>Bremsschlauch</b>							
1.6 TDI	66	05/09→05/15	➔	06/09→	2	83.7858-0140.3 330837	L= 140
1.6 TDI	77	05/09→05/15					
1.9 TDI	77	03/08→06/10	➔	+PR 1ZR / 1ZS	2	24.5143-0553.3 331568	L= 553
			➔	07/08→	2	83.6247-0522.3 330595	L= 522
			➔	 / am Bremssattel; 07/08→		24.1294-0014.3 331448	L= 202,2 mit Rohrleitung
			➔	 / am Bremssattel; 07/08→		24.1294-0015.3 331449	L= 202,2 mit Rohrleitung
			➔	07/08→	2	83.7858-0140.3 330837	L= 140
<b>SEAT - IBIZA IV Kasten/Schrägheck (6J1) 04/08→05/15</b>							
 <b>Bremssattel</b>							
1.2 1.2 TDI	51 55	04/08→05/15 05/10→05/15	➔	 ; 15"		24.3541-1797.5 240856	TRW - Halter
			➔	 ; 15"		24.3541-1798.5 240857	TRW - Halter
			➔	 ; +PR 1LQ / 1LR / 1ZG		24.3541-9549.5 241023	ATE - Halter
			➔	 ; +PR 1LQ / 1LR / 1ZG		24.3541-9550.5 241024	ATE - Halter
			➔	 ; +PR 1ZR / 1ZS		24.3541-9553.5 241025	ATE - Halter
			➔	 ; +PR 1ZR / 1ZS		24.3541-9554.5 241026	ATE - Halter
			➔	 ; +PR 1KV		24.3387-1735.5 240657	TRW - Halter
			➔	 ; +PR 1KK / 1KT		24.3387-1735.5 240657	TRW - Halter
			➔	 ; +PR 1KV		24.3387-1736.5 240658	TRW - Halter
			➔	 ; +PR 1KK / 1KT		24.3387-1736.5 240658	TRW - Halter
1.6 TDI	66	05/09→05/15	➔	 ; 06/09→; 15"		24.3541-1797.5 240856	TRW - Halter
			➔	 ; 06/09→; 15"		24.3541-1798.5 240857	TRW - Halter
			➔	 ; 06/09→; +PR 1LQ / 1LR / 1ZG		24.3541-9549.5 241023	ATE - Halter
			➔	 ; 06/09→; +PR 1LQ / 1LR / 1ZG		24.3541-9550.5 241024	ATE - Halter
			➔	 ; 06/09→; +PR 1ZR / 1ZS		24.3541-9553.5 241025	ATE - Halter
			➔	 ; 06/09→; +PR 1ZR / 1ZS		24.3541-9554.5 241026	ATE - Halter
			➔	 ; 06/09→; +PR 1KV		24.3387-1735.5 240657	TRW - Halter
			➔	 ; 06/09→; +PR 1KK / 1KT		24.3387-1735.5 240657	TRW - Halter
			➔	 ; 06/09→; +PR 1KK / 1KT		24.3387-1736.5 240658	TRW - Halter
			➔	 ; 06/09→; +PR 1KV		24.3387-1736.5 240658	TRW - Halter
<b>Halter, Bremssattel</b>							
1.2 1.2 TDI	51 55	04/08→05/15 05/10→05/15	➔	+PR 1LQ / 1LR / 1ZG	2	11.0230-0451.1 260130	ATE
1.6 TDI	66	05/09→05/15	➔	06/09→; +PR 1LQ / 1LR / 1ZG	2	11.0230-0451.1 260130	ATE
<b>Feder, Bremssattel</b>							
1.2 1.2 TDI	51 55	04/08→05/15 05/10→05/15		+PR 1ZR / 1ZS	2	11.8116-0351.1 390538	ATE
1.6 TDI	66	05/09→05/15		06/09→; +PR 1ZR / 1ZS	2	11.8116-0351.1 390538	ATE
<b>Führungshülzensatz, Bremssattel</b>							
1.2 1.2 TDI	51 55	04/08→05/15 05/10→05/15	➔	+PR 1ZR / 1ZS		11.0101-5407.2 260011	ATE
1.6 TDI	66	05/09→05/15	➔	+PR 1LQ / 1LR / 1ZG		11.0101-5409.2 260035	ATE
			➔	06/09→; +PR 1ZR / 1ZS		11.0101-5407.2 260011	ATE
			➔	06/09→; +PR 1LQ / 1LR / 1ZG		11.0101-5409.2 260035	ATE
<b>Führungsbolzen, Bremssattel</b>							
1.2 1.2 TDI	51 55	04/08→05/15 05/10→05/15	➔	+PR 1ZR / 1ZS	2	11.8171-0008.1 990049	ATE
1.6 TDI	66	05/09→05/15	➔	06/09→; +PR 1ZR / 1ZS	2	11.8171-0008.1 990049	ATE
 <b>Bremsschlauch</b>							
1.2 1.2 TDI	51 55	04/08→05/15 05/10→05/15	➔	07/10→; +PR 1ZC / 1ZD / 1ZG	2	24.5143-0544.3 331420	L= 540
↓			➔	07/10→; +PR 1ZR / 1ZS	2	24.5143-0553.3 331568	L= 553
			➔	→ 06/10	2	83.6247-0522.3 330595	L= 522
			➔	 / am Bremssattel		24.1294-0014.3 331448	L= 202,2 mit Rohrleitung
			➔	 / am Bremssattel		24.1294-0015.3 331449	L= 202,2 mit Rohrleitung










	kw			 	! #		
<b>SEAT - IBIZA IV Kasten/Schrägheck (6J1) 04/08→05/15</b>							
 <b>Bremsschlauch</b>							
1.2	51	04/08→05/15	→		2	83.7858-0140.3 330837	L= 140
1.2 TDI	55	05/10→05/15	→				
1.6 TDI	66	05/09→05/15	←	07/10→; +PR 1ZC / 1ZD / 1ZG	2	24.5143-0544.3 331420	L= 540
			←	07/10→; +PR 1ZR / 1ZS	2	24.5143-0553.3 331568	L= 553
			←	06/09→ 06/10	2	83.6247-0522.3 330595	L= 522
			→	□ / am Bremssattel; 06/09→		24.1294-0014.3 331448	L= 202,2 mit Rohrleitung
			→	□ / am Bremssattel; 06/09→		24.1294-0015.3 331449	L= 202,2 mit Rohrleitung
			→	06/09→	2	83.7858-0140.3 330837	L= 140
<b>SEAT - IBIZA IV SC (6J1, 6P5) 06/08→12/18</b>							
 <b>Bremssattel</b>							
1.0	55	05/15→12/16	←	□; +PR 1LQ / 1LR / 1ZG		24.3541-9549.5 241023	ATE - Halter
1.0 TSI	70	05/15→12/16	←	□; +PR 1LQ / 1LR / 1ZG		24.3541-9550.5 241024	ATE - Halter
1.0 TSI	81	05/15→12/16	←	□; +PR 1LQ / 1LR / 1ZG		24.3541-9550.5 241024	ATE - Halter
1.2 TSI	66	05/15→12/16	←	□; +PR 1ZR / 1ZS / 1ZC		24.3541-9553.5 241025	ATE - Halter
1.2 TSI	81	09/15→12/16	←	□; +PR 1ZR / 1ZS / 1ZC		24.3541-9554.5 241026	ATE - Halter
1.4 TDI	55	05/15→12/16	←	□; +PR 1ZR / 1ZS / 1ZC		24.3541-9554.5 241026	ATE - Halter
1.4 TDI	66	05/15→12/16	→	□; +PR 1KT		24.3387-1735.5 240657	TRW - Halter
1.4 TDI	77	05/15→12/16	→	□; +PR 1KV		24.3387-1735.5 240657	TRW - Halter
			→	□; +PR 1KT		24.3387-1736.5 240658	TRW - Halter
			→	□; +PR 1KV		24.3387-1736.5 240658	TRW - Halter
1.2	44	07/09→05/15	←	□; 15"		24.3541-1797.5 240856	TRW - Halter
1.2	51	07/08→05/15	←	□; 15"		24.3541-1798.5 240857	TRW - Halter
1.2 TDI	55	05/10→05/15	←	□; 15"		24.3541-1798.5 240857	TRW - Halter
1.2 TSI	63	08/12→05/15	←	□; +PR 1LQ / 1LR / 1ZG		24.3541-9549.5 241023	ATE - Halter
1.2 TSI	77	09/10→05/15	←	□; +PR 1LQ / 1LR / 1ZG		24.3541-9550.5 241024	ATE - Halter
1.4	63	07/08→05/15	←	□; +PR 1LQ / 1LR / 1ZG		24.3541-9550.5 241024	ATE - Halter
1.4 LPG	63	07/08→05/11	←	□; +PR 1ZR / 1ZS		24.3541-9553.5 241025	ATE - Halter
1.4 TDI	59	07/08→06/10	←	□; +PR 1ZR / 1ZS		24.3541-9553.5 241025	ATE - Halter
1.6	77	07/08→05/15	←	□; +PR 1ZR / 1ZS		24.3541-9554.5 241026	ATE - Halter
1.6 LPG	60	05/11→05/15	→	□; +PR 1KV		24.3387-1735.5 240657	TRW - Halter
1.9 TDI	66	06/08→06/10	→	□; +PR 1KV		24.3387-1735.5 240657	TRW - Halter
1.9 TDI	77	07/08→06/10	→	□; +PR 1KK / 1KT		24.3387-1735.5 240657	TRW - Halter
2.0 TDI	105	01/10→05/15	→	□; +PR 1KV		24.3387-1736.5 240658	TRW - Halter
			→	□; +PR 1KK / 1KT		24.3387-1736.5 240658	TRW - Halter
1.4 TSI	103	10/13→05/15	←	□; 12/13→; 15"		24.3541-1797.5 240856	TRW - Halter
			←	□; 12/13→; 15"		24.3541-1798.5 240857	TRW - Halter
			←	□; 12/13→; +PR 1LQ / 1LR / 1ZG		24.3541-9549.5 241023	ATE - Halter
			←	□; 12/13→; +PR 1LQ / 1LR / 1ZG		24.3541-9550.5 241024	ATE - Halter
			←	□; 12/13→; +PR 1ZR / 1ZS		24.3541-9553.5 241025	ATE - Halter
			←	□; 12/13→; +PR 1ZR / 1ZS		24.3541-9554.5 241026	ATE - Halter
			→	□; 12/13→; +PR 1KD / 1KS		24.3344-1709.5 240810	TRW - Halter
			→	□; 12/13→; +PR 1KD / 1KS		24.3344-1710.5 240811	TRW - Halter
1.4 TSI	110	01/09→05/15	←	□; 15"		24.3541-1797.5 240856	TRW - Halter
1.4 TSI	110	11/15→12/16	←	□; 15"		24.3541-1798.5 240857	TRW - Halter
			←	□; +PR 1LQ / 1LR / 1ZG		24.3541-9549.5 241023	ATE - Halter
			←	□; +PR 1LQ / 1LR / 1ZG		24.3541-9550.5 241024	ATE - Halter
			←	□; +PR 1ZR / 1ZS		24.3541-9553.5 241025	ATE - Halter
			←	□; +PR 1ZR / 1ZS		24.3541-9554.5 241026	ATE - Halter
			→	□; +PR 1KD / 1KS		24.3344-1709.5 240810	TRW - Halter
			→	□; +PR 1KD / 1KS		24.3344-1710.5 240811	TRW - Halter
1.4 TSI Cupra	132	06/09→05/15	←	□; 15"		24.3541-1797.5 240856	TRW - Halter
			←	□; 15"		24.3541-1798.5 240857	TRW - Halter
			→	□; +PR 1KV		24.3387-1735.5 240657	TRW - Halter
			→	□; +PR 1KK / 1KT		24.3387-1735.5 240657	TRW - Halter
			→	□; +PR 1KK / 1KT		24.3387-1736.5 240658	TRW - Halter
			→	□; +PR 1KV		24.3387-1736.5 240658	TRW - Halter
1.6 TDI	66	05/09→05/15	←	□; 06/09→; 15"		24.3541-1797.5 240856	TRW - Halter
1.6 TDI	77	05/09→05/15	←	□; 06/09→; 15"		24.3541-1798.5 240857	TRW - Halter
↓							










	kw			 	! #		
<b>SEAT - IBIZA IV SC (6J1, 6P5) 06/08→12/18</b>							
<b>Bremssattel</b>							
1.6 TDI	66	05/09→05/15	←	☐; 06/09→; +PR 1LQ / 1LR / 1ZG	2	24.3541-9549.5 241023	ATE - Halter
1.6 TDI	77	05/09→05/15	←	☐; 06/09→; +PR 1LQ / 1LR / 1ZG	2	24.3541-9550.5 241024	ATE - Halter
			←	☐; 06/09→; +PR 1ZR / 1ZS	2	24.3541-9553.5 241025	ATE - Halter
			←	☐; 06/09→; +PR 1ZR / 1ZS	2	24.3541-9554.5 241026	ATE - Halter
			→	☐; 06/09→; +PR 1KV	2	24.3387-1735.5 240657	TRW - Halter
			→	☐; 06/09→; +PR 1KK / 1KT	2	24.3387-1735.5 240657	TRW - Halter
			→	☐; 06/09→; +PR 1KK / 1KT	2	24.3387-1736.5 240658	TRW - Halter
			→	☐; 06/09→; +PR 1KV	2	24.3387-1736.5 240658	TRW - Halter
1.8 TSI Cupra	141	11/15→12/16	←	☐; +PR 1ZR / 1ZS / 1ZC	2	24.3541-9553.5 241025	ATE - Halter
			←	☐; +PR 1ZR / 1ZS / 1ZC	2	24.3541-9554.5 241026	ATE - Halter
			→	☐; +PR 1KV	2	24.3387-1735.5 240657	TRW - Halter
			→	☐; +PR 1KT	2	24.3387-1735.5 240657	TRW - Halter
			→	☐; +PR 1KT	2	24.3387-1736.5 240658	TRW - Halter
			→	☐; +PR 1KV	2	24.3387-1736.5 240658	TRW - Halter
<b>Halter, Bremssattel</b>							
1.0	55	05/15→12/16	←	+PR 1LQ / 1LR / 1ZG	2	11.0230-0451.1 260130	ATE
1.0 TSI	70	05/15→12/16					
1.0 TSI	81	05/15→12/16					
1.2	44	07/09→05/15					
1.2	51	07/08→05/15					
1.2 TDI	55	05/10→05/15					
1.2 TSI	63	08/12→05/15					
1.2 TSI	66	05/15→12/16					
1.2 TSI	77	09/10→05/15					
1.2 TSI	81	09/15→12/16					
1.4	63	07/08→05/15					
1.4 LPG	63	07/08→05/11					
1.4 TDI	55	05/15→12/16					
1.4 TDI	59	07/08→06/10					
1.4 TDI	66	05/15→12/16					
1.4 TDI	77	05/15→12/16					
1.4 TSI	110	01/09→05/15					
1.4 TSI	110	11/15→12/16					
1.6	77	07/08→05/15					
1.6 LPG	60	05/11→05/15					
1.9 TDI	66	06/08→06/10					
1.9 TDI	77	07/08→06/10					
2.0 TDI	105	01/10→05/15					
1.4 TSI	103	10/13→05/15	←	12/13→; +PR 1LQ / 1LR / 1ZG	2	11.0230-0451.1 260130	ATE
1.6 TDI	66	05/09→05/15	←	06/09→; +PR 1LQ / 1LR / 1ZG	2	11.0230-0451.1 260130	ATE
1.6 TDI	77	05/09→05/15					
<b>Feder, Bremssattel</b>							
1.0	55	05/15→12/16		+PR 1ZR / 1ZS / 1ZC	2	11.8116-0351.1 390538	ATE
1.0 TSI	70	05/15→12/16					
1.0 TSI	81	05/15→12/16					
1.2 TSI	66	05/15→12/16					
1.2 TSI	81	09/15→12/16					
1.4 TDI	55	05/15→12/16					
1.4 TDI	66	05/15→12/16					
1.4 TDI	77	05/15→12/16					
1.8 TSI Cupra	141	11/15→12/16					
1.2	44	07/09→05/15		+PR 1ZR / 1ZS	2	11.8116-0351.1 390538	ATE
1.2	51	07/08→05/15					
1.2 TDI	55	05/10→05/15					
1.2 TSI	63	08/12→05/15					
1.2 TSI	77	09/10→05/15					
1.4	63	07/08→05/15					
1.4 LPG	63	07/08→05/11					
1.4 TDI	59	07/08→06/10					
1.4 TSI	110	01/09→05/15					
1.4 TSI	110	11/15→12/16					
1.6	77	07/08→05/15					
1.6 LPG	60	05/11→05/15					
1.9 TDI	66	06/08→06/10					
1.9 TDI	77	07/08→06/10					
2.0 TDI	105	01/10→05/15					
1.4 TSI	103	10/13→05/15		12/13→; +PR 1ZR / 1ZS	2	11.8116-0351.1 390538	ATE
1.6 TDI	66	05/09→05/15		06/09→; +PR 1ZR / 1ZS	2	11.8116-0351.1 390538	ATE
1.6 TDI	77	05/09→05/15					
			↓				





















	kw			 	! #		
<b>SEAT - IBIZA IV SC (6J1, 6P5) 06/08→12/18</b>							
<b>Führungshülzensatz, Bremssattel</b>							
1.0	55	05/15→12/16	←	+PR 1ZR / 1ZS / 1ZC		11.0101-5407.2 260011	ATE
1.0 TSI	70	05/15→12/16	←				
1.0 TSI	81	05/15→12/16	←	+PR 1LQ / 1LR / 1ZG		11.0101-5409.2 260035	ATE
1.2 TSI	66	05/15→12/16					
1.2 TSI	81	09/15→12/16					
1.4 TDI	55	05/15→12/16					
1.4 TDI	66	05/15→12/16					
1.4 TDI	77	05/15→12/16					
1.2	44	07/09→05/15	←	+PR 1ZR / 1ZS		11.0101-5407.2 260011	ATE
1.2	51	07/08→05/15	←				
1.2 TDI	55	05/10→05/15	←	+PR 1LQ / 1LR / 1ZG		11.0101-5409.2 260035	ATE
1.2 TSI	63	08/12→05/15					
1.2 TSI	77	09/10→05/15					
1.4	63	07/08→05/15					
1.4 LPG	63	07/08→05/11					
1.4 TDI	59	07/08→06/10					
1.4 TSI	110	01/09→05/15					
1.4 TSI	110	11/15→12/16					
1.6	77	07/08→05/15					
1.6 LPG	60	05/11→05/15					
1.9 TDI	66	06/08→06/10					
1.9 TDI	77	07/08→06/10					
2.0 TDI	105	01/10→05/15					
1.4 TSI	103	10/13→05/15	←	12/13→; +PR 1ZR / 1ZS		11.0101-5407.2 260011	ATE
			←	12/13→; +PR 1LQ / 1LR / 1ZG		11.0101-5409.2 260035	ATE
1.6 TDI	66	05/09→05/15	←	06/09→; +PR 1ZR / 1ZS		11.0101-5407.2 260011	ATE
1.6 TDI	77	05/09→05/15	←	06/09→; +PR 1LQ / 1LR / 1ZG		11.0101-5409.2 260035	ATE
1.8 TSI Cupra	141	11/15→12/16	←	+PR 1ZR / 1ZS / 1ZC		11.0101-5407.2 260011	ATE
<b>Führungsbolzen, Bremssattel</b>							
1.0	55	05/15→12/16	←	+PR 1ZR / 1ZS / 1ZC	2	11.8171-0008.1 990049	ATE
1.0 TSI	70	05/15→12/16					
1.0 TSI	81	05/15→12/16					
1.2 TSI	66	05/15→12/16					
1.2 TSI	81	09/15→12/16					
1.4 TDI	55	05/15→12/16					
1.4 TDI	66	05/15→12/16					
1.4 TDI	77	05/15→12/16					
1.8 TSI Cupra	141	11/15→12/16					
1.2	44	07/09→05/15	←	+PR 1ZR / 1ZS	2	11.8171-0008.1 990049	ATE
1.2	51	07/08→05/15					
1.2 TDI	55	05/10→05/15					
1.2 TSI	63	08/12→05/15					
1.2 TSI	77	09/10→05/15					
1.4	63	07/08→05/15					
1.4 LPG	63	07/08→05/11					
1.4 TDI	59	07/08→06/10					
1.4 TSI	110	01/09→05/15					
1.4 TSI	110	11/15→12/16					
1.6	77	07/08→05/15					
1.6 LPG	60	05/11→05/15					
1.9 TDI	66	06/08→06/10					
1.9 TDI	77	07/08→06/10					
2.0 TDI	105	01/10→05/15					
1.4 TSI	103	10/13→05/15	←	12/13→; +PR 1ZR / 1ZS	2	11.8171-0008.1 990049	ATE
1.6 TDI	66	05/09→05/15	←	06/09→; +PR 1ZR / 1ZS	2	11.8171-0008.1 990049	ATE
1.6 TDI	77	05/09→05/15					
<b>Bremsschlauch</b>							
1.0	55	05/15→12/16	←	+PR 1ZC / 1ZD / 1ZG	2	24.5143-0544.3 331420	L= 540
1.0 TSI	70	05/15→12/16	←				
1.0 TSI	81	05/15→12/16	←	+PR 1ZR / 1ZS	2	24.5143-0553.3 331568	L= 553
1.2 TSI	63	08/12→05/15	→	☐ / am Bremssattel		24.1294-0014.3 331448	L= 202,2 mit Rohrleitung
1.2 TSI	66	05/15→12/16	→				
1.2 TSI	77	09/10→05/15	→	☐ / am Bremssattel		24.1294-0015.3 331449	L= 202,2 mit Rohrleitung
1.2 TSI	81	09/15→12/16	→				
1.4 TDI	55	05/15→12/16	→		2	83.7858-0140.3 330837	L= 140
1.4 TDI	66	05/15→12/16					
1.4 TDI	77	05/15→12/16					
1.4 TDI	110	11/15→12/16					
1.6 LPG	60	05/11→05/15					
1.8 TSI Cupra	141	11/15→12/16					
1.2	44	07/09→05/15	←	07/10→; +PR 1ZC / 1ZD / 1ZG	2	24.5143-0544.3 331420	L= 540
1.2	51	07/08→05/15	←				
1.2 TDI	55	05/10→05/15	←	07/10→; +PR 1ZR / 1ZS	2	24.5143-0553.3 331568	L= 553
1.4	63	07/08→05/15	←	→ 06/10	2	83.6247-0522.3 330595	L= 522
1.4 LPG	63	07/08→05/11					
1.4 TSI	110	01/09→05/15	→	☐ / am Bremssattel		24.1294-0014.3 331448	L= 202,2 mit Rohrleitung
1.4 TSI Cupra	132	06/09→05/15					

	kW			 	! #		
<b>SEAT - IBIZA IV SC (6J1, 6P5) 06/08→12/18</b>							
 <b>Bremsschlauch</b>							
1.6 2.0 TDI	77 105	07/08→05/15 01/10→05/15	➡	☐ / am Bremssattel		24.1294-0015.3 331449	L= 202,2 mit Rohrleitung
			➡		2	83.7858-0140.3 330837	L= 140
1.4 TDI 1.9 TDI 1.9 TDI	59 66 77	07/08→06/10 06/08→06/10 07/08→06/10	⬅	+PR 1ZR / 1ZS	2	24.5143-0553.3 331568	L= 553
			⬅		2	83.6247-0522.3 330595	L= 522
			➡	☐ / am Bremssattel		24.1294-0014.3 331448	L= 202,2 mit Rohrleitung
			➡	☐ / am Bremssattel		24.1294-0015.3 331449	L= 202,2 mit Rohrleitung
			➡		2	83.7858-0140.3 330837	L= 140
1.4 TSI	103	10/13→05/15	⬅	12/13→; +PR 1ZC / 1ZD / 1ZG	2	24.5143-0544.3 331420	L= 540
			⬅	12/13→; +PR 1ZR / 1ZS	2	24.5143-0553.3 331568	L= 553
			➡	☐ / am Bremssattel; 12/13→		24.1294-0014.3 331448	L= 202,2 mit Rohrleitung
			➡	☐ / am Bremssattel; 12/13→		24.1294-0015.3 331449	L= 202,2 mit Rohrleitung
			➡	12/13→	2	83.7858-0140.3 330837	L= 140
1.6 TDI 1.6 TDI	66 77	05/09→05/15 05/09→05/15	⬅	07/10→; +PR 1ZC / 1ZD / 1ZG	2	24.5143-0544.3 331420	L= 540
			⬅	07/10→; +PR 1ZR / 1ZS	2	24.5143-0553.3 331568	L= 553
			⬅	06/09→ 06/10	2	83.6247-0522.3 330595	L= 522
			➡	☐ / am Bremssattel; 06/09→		24.1294-0014.3 331448	L= 202,2 mit Rohrleitung
			➡	☐ / am Bremssattel; 06/09→		24.1294-0015.3 331449	L= 202,2 mit Rohrleitung
			➡	06/09→	2	83.7858-0140.3 330837	L= 140
<b>SEAT - IBIZA IV ST (6J8, 6P8) 03/10→07/16</b>							
 <b>Bremssattel</b>							
1.0 1.0 TSI 1.0 TSI 1.2 TSI 1.2 TSI 1.4 TDI 1.4 TDI 1.4 TDI	55 70 81 66 81 55 66 77	05/15→07/16 05/15→07/16 05/15→07/16 05/15→07/16 09/15→07/16 05/15→07/16 05/15→07/16 05/15→07/16	⬅	☐; +PR 1LQ / 1LR / 1ZG		24.3541-9549.5 241023	ATE - Halter
			⬅	☐; +PR 1LQ / 1LR / 1ZG		24.3541-9550.5 241024	ATE - Halter
			⬅	☐; +PR 1ZR / 1ZS / 1ZC		24.3541-9553.5 241025	ATE - Halter
			⬅	☐; +PR 1ZR / 1ZS / 1ZC		24.3541-9554.5 241026	ATE - Halter
			➡	☐; +PR 1KT		24.3387-1735.5 240657	TRW - Halter
			➡	☐; +PR 1KV		24.3387-1735.5 240657	TRW - Halter
			➡	☐; +PR 1KT		24.3387-1736.5 240658	TRW - Halter
			➡	☐; +PR 1KV		24.3387-1736.5 240658	TRW - Halter
1.2 1.2 1.2 TDI 1.2 TSI 1.2 TSI 1.4 1.6 1.6 TDI 1.6 TDI	44 51 55 63 77 63 77 66 77	05/10→05/15 05/10→05/15 04/10→05/15 09/12→05/15 09/10→05/15 03/10→05/15 02/12→05/15 03/10→05/15 03/10→05/15	⬅	☐; 15"		24.3541-1797.5 240856	TRW - Halter
			⬅	☐; 15"		24.3541-1798.5 240857	TRW - Halter
			⬅	☐; +PR 1LQ / 1LR / 1ZG		24.3541-9549.5 241023	ATE - Halter
			⬅	☐; +PR 1LQ / 1LR / 1ZG		24.3541-9550.5 241024	ATE - Halter
			⬅	☐; +PR 1ZR / 1ZS		24.3541-9553.5 241025	ATE - Halter
			⬅	☐; +PR 1ZR / 1ZS		24.3541-9554.5 241026	ATE - Halter
			➡	☐; +PR 1KV		24.3387-1735.5 240657	TRW - Halter
			➡	☐; +PR 1KK / 1KT		24.3387-1735.5 240657	TRW - Halter
			➡	☐; +PR 1KV		24.3387-1736.5 240658	TRW - Halter
			➡	☐; +PR 1KK / 1KT		24.3387-1736.5 240658	TRW - Halter
1.4 TSI	103	10/13→05/15	⬅	☐; 12/13→; 15"		24.3541-1797.5 240856	TRW - Halter
			⬅	☐; 12/13→; 15"		24.3541-1798.5 240857	TRW - Halter
			⬅	☐; 12/13→; +PR 1LQ / 1LR / 1ZG		24.3541-9549.5 241023	ATE - Halter
			⬅	☐; 12/13→; +PR 1LQ / 1LR / 1ZG		24.3541-9550.5 241024	ATE - Halter
			⬅	☐; 12/13→; +PR 1ZR / 1ZS		24.3541-9553.5 241025	ATE - Halter
			⬅	☐; 12/13→; +PR 1ZR / 1ZS		24.3541-9554.5 241026	ATE - Halter
			➡	☐; 12/13→; +PR 1KD / 1KS		24.3344-1709.5 240810	TRW - Halter
			➡	☐; 12/13→; +PR 1KD / 1KS		24.3344-1710.5 240811	TRW - Halter
1.4 TSI 1.4 TSI	110 110	02/12→05/15 11/15→07/16	⬅	☐; 15"		24.3541-1797.5 240856	TRW - Halter
			⬅	☐; 15"		24.3541-1798.5 240857	TRW - Halter
			⬅	☐; +PR 1LQ / 1LR / 1ZG		24.3541-9549.5 241023	ATE - Halter
			⬅	☐; +PR 1LQ / 1LR / 1ZG		24.3541-9550.5 241024	ATE - Halter
			⬅	☐; +PR 1ZR / 1ZS		24.3541-9553.5 241025	ATE - Halter
			⬅	☐; +PR 1ZR / 1ZS		24.3541-9554.5 241026	ATE - Halter

















	kw			 	! #			
<b>SEAT - IBIZA IV ST (6J8, 6P8) 03/10→07/16</b>								
<b>Bremssattel</b>								
1.4 TSI	110	02/12→05/15	➡	☐; +PR 1KD / 1KS		24.3344-1709.5	240810	TRW - Halter
1.4 TSI	110	11/15→07/16	➡	☐; +PR 1KD / 1KS		24.3344-1710.5	240811	TRW - Halter
<b>Halter, Bremssattel</b>								
1.0	55	05/15→07/16	←	+PR 1LQ / 1LR / 1ZG	2	11.0230-0451.1	260130	ATE
1.0 TSI	70	05/15→07/16						
1.0 TSI	81	05/15→07/16						
1.2	44	05/10→05/15						
1.2	51	05/10→05/15						
1.2 TDI	55	04/10→05/15						
1.2 TSI	63	09/12→05/15						
1.2 TSI	66	05/15→07/16						
1.2 TSI	77	09/10→05/15						
1.2 TSI	81	09/15→07/16						
1.4	63	03/10→05/15						
1.4 TDI	55	05/15→07/16						
1.4 TDI	66	05/15→07/16						
1.4 TDI	77	05/15→07/16						
1.4 TSI	110	02/12→05/15						
1.4 TSI	110	11/15→07/16						
1.6	77	02/12→05/15						
1.6 TDI	66	03/10→05/15						
1.6 TDI	77	03/10→05/15						
1.4 TSI	103	10/13→05/15	←	12/13→; +PR 1LQ / 1LR / 1ZG	2	11.0230-0451.1	260130	ATE
<b>Feder, Bremssattel</b>								
1.0	55	05/15→07/16		+PR 1ZR / 1ZS / 1ZC	2	11.8116-0351.1	390538	ATE
1.0 TSI	70	05/15→07/16						
1.0 TSI	81	05/15→07/16						
1.2 TSI	66	05/15→07/16						
1.2 TSI	81	09/15→07/16						
1.4 TDI	55	05/15→07/16						
1.4 TDI	66	05/15→07/16						
1.4 TDI	77	05/15→07/16						
1.2	44	05/10→05/15		+PR 1ZR / 1ZS	2	11.8116-0351.1	390538	ATE
1.2	51	05/10→05/15						
1.2 TDI	55	04/10→05/15						
1.2 TSI	63	09/12→05/15						
1.2 TSI	77	09/10→05/15						
1.4	63	03/10→05/15						
1.4 TSI	110	02/12→05/15						
1.4 TSI	110	11/15→07/16						
1.6	77	02/12→05/15						
1.6 TDI	66	03/10→05/15						
1.6 TDI	77	03/10→05/15						
1.4 TSI	103	10/13→05/15		12/13→; +PR 1ZR / 1ZS	2	11.8116-0351.1	390538	ATE
<b>Führungshülzensatz, Bremssattel</b>								
1.0	55	05/15→07/16	←	+PR 1ZR / 1ZS / 1ZC		11.0101-5407.2	260011	ATE
1.0 TSI	70	05/15→07/16	←	+PR 1LQ / 1LR / 1ZG		11.0101-5409.2	260035	ATE
1.0 TSI	81	05/15→07/16						
1.2 TSI	66	05/15→07/16						
1.2 TSI	81	09/15→07/16						
1.4 TDI	55	05/15→07/16						
1.4 TDI	66	05/15→07/16						
1.4 TDI	77	05/15→07/16						
1.2	44	05/10→05/15	←	+PR 1ZR / 1ZS		11.0101-5407.2	260011	ATE
1.2	51	05/10→05/15	←	+PR 1LQ / 1LR / 1ZG		11.0101-5409.2	260035	ATE
1.2 TDI	55	04/10→05/15						
1.2 TSI	63	09/12→05/15						
1.2 TSI	77	09/10→05/15						
1.4	63	03/10→05/15						
1.4 TSI	110	02/12→05/15						
1.4 TSI	110	11/15→07/16						
1.6	77	02/12→05/15						
1.6 TDI	66	03/10→05/15						
1.6 TDI	77	03/10→05/15						
1.4 TSI	103	10/13→05/15	←	12/13→; +PR 1ZR / 1ZS		11.0101-5407.2	260011	ATE
			←	12/13→; +PR 1LQ / 1LR / 1ZG		11.0101-5409.2	260035	ATE
<b>Führungsbolzen, Bremssattel</b>								
1.0	55	05/15→07/16	←	+PR 1ZR / 1ZS / 1ZC	2	11.8171-0008.1	990049	ATE
1.0 TSI	70	05/15→07/16						
1.0 TSI	81	05/15→07/16						
1.2 TSI	66	05/15→07/16						
1.2 TSI	81	09/15→07/16						
1.4 TDI	55	05/15→07/16						
1.4 TDI	66	05/15→07/16						
1.4 TDI	77	05/15→07/16						
↓								










	kw			 	! #		
<b>SEAT - IBIZA IV ST (6J8, 6P8) 03/10→07/16</b>							
<b>Führungsbolzen, Bremsattel</b>							
1.2	44	05/10→05/15	←	+PR 1ZR / 1ZS	2	11.8171-0008.1 990049	ATE
1.2	51	05/10→05/15	←				
1.2 TDI	55	04/10→05/15	←				
1.2 TSI	63	09/12→05/15	←				
1.2 TSI	77	09/10→05/15	←				
1.4	63	03/10→05/15	←				
1.4 TSI	110	02/12→05/15	←				
1.4 TSI	110	11/15→07/16	←				
1.6	77	02/12→05/15	←				
1.6 TDI	66	03/10→05/15	←				
1.6 TDI	77	03/10→05/15	←				
1.4 TSI	103	10/13→05/15	←	12/13→; +PR 1ZR / 1ZS	2	11.8171-0008.1 990049	ATE
<b> Bremsschlauch</b>							
1.0	55	05/15→07/16	←	+PR 1ZC / 1ZD / 1ZG	2	24.5143-0544.3 331420	L= 540
1.0 TSI	70	05/15→07/16	←				
1.0 TSI	81	05/15→07/16	←	+PR 1ZR / 1ZS	2	24.5143-0553.3 331568	L= 553
1.2 TSI	63	09/12→05/15	→	☐ / am Bremsattel		24.1294-0014.3 331448	L= 202,2 mit Rohrleitung
1.2 TSI	66	05/15→07/16	→				
1.2 TSI	77	09/10→05/15	→	☐ / am Bremsattel		24.1294-0015.3 331449	L= 202,2 mit Rohrleitung
1.2 TSI	81	09/15→07/16	→				
1.4 TDI	55	05/15→07/16	→		2	83.7858-0140.3 330837	L= 140
1.4 TDI	66	05/15→07/16	→				
1.4 TDI	77	05/15→07/16	→				
1.4 TSI	110	02/12→05/15	→				
1.4 TSI	110	11/15→07/16	→				
1.6	77	02/12→05/15	→				
1.2	44	05/10→05/15	←	07/10→; +PR 1ZC / 1ZD / 1ZG	2	24.5143-0544.3 331420	L= 540
1.2	51	05/10→05/15	←				
1.2 TDI	55	04/10→05/15	←	07/10→; +PR 1ZR / 1ZS	2	24.5143-0553.3 331568	L= 553
1.4	63	03/10→05/15	←	→ 06/10	2	83.6247-0522.3 330595	L= 522
1.6 TDI	66	03/10→05/15	→	☐ / am Bremsattel		24.1294-0014.3 331448	L= 202,2 mit Rohrleitung
1.6 TDI	77	03/10→05/15	→	☐ / am Bremsattel		24.1294-0015.3 331449	L= 202,2 mit Rohrleitung
			→		2	83.7858-0140.3 330837	L= 140
1.4 TSI	103	10/13→05/15	←	12/13→; +PR 1ZC / 1ZD / 1ZG	2	24.5143-0544.3 331420	L= 540
			←	12/13→; +PR 1ZR / 1ZS	2	24.5143-0553.3 331568	L= 553
			→	☐ / am Bremsattel; 12/13→		24.1294-0014.3 331448	L= 202,2 mit Rohrleitung
			→	☐ / am Bremsattel; 12/13→		24.1294-0015.3 331449	L= 202,2 mit Rohrleitung
			→	12/13→	2	83.7858-0140.3 330837	L= 140
<b>SEAT - INCA (6K9) 11/95→11/03</b>							
<b> Bremsattel</b>							
1.4 16V	55	04/00→06/03	←	☐		24.3541-1609.5 240039	TRW - Halter
1.4 i	44	11/95→06/03	←				
1.6 i	55	11/95→05/98	←	☐		24.3541-1610.5 240040	TRW - Halter
1.6 i	55	06/97→09/00	←				
1.7 D	42	09/96→06/03	←				
1.9 D	47	11/95→06/03	←				
1.9 SDI	47	11/95→06/03	←				
1.9 TDI	66	09/96→06/03	←				
<b>Führungshülzensatz, Bremsattel</b>							
1.4 16V	55	04/00→06/03	←			11.0101-5403.2 260010	TRW
1.4 i	44	11/95→06/03	←				
1.6 i	55	11/95→05/98	←				
1.6 i	55	06/97→09/00	←				
1.7 D	42	09/96→06/03	←				
1.9 D	47	11/95→06/03	←				
1.9 SDI	47	11/95→06/03	←				
1.9 TDI	66	09/96→06/03	←				
<b> Bremsschlauch</b>							
1.4 16V	55	04/00→06/03	←		2	24.5105-0442.3 331432	L= 442
1.4 i	44	11/95→06/03	←				
1.6 i	55	11/95→05/98	→		2	83.6236-0402.3 330464	L= 400
1.6 i	55	06/97→09/00	→				
1.7 D	42	09/96→06/03	→				
1.9 D	47	11/95→06/03	→				
1.9 SDI	47	11/95→06/03	→				
1.9 TDI	66	09/96→06/03	→				

	kw			 	! #					
<b>SEAT - LEON (1M1) 11/99→06/06</b>										
 <b>Bremssattel</b>										
1.4 16V	55	11/99→06/06	←	☐; → 07/05; +PR 1LJ / 1ZQ	11.9541-9595.2	220501	ATE - Halter			
			←	☐; → 07/05; +PR 1LJ / 1ZQ	11.9541-9596.2	220502	ATE - Halter			
			←	☐; → 07/05; +PR 1LE	24.3541-8523.5	240551	ATE - Halter			
			←	☐; → 07/05; +PR 1LE	24.3541-8524.5	240552	ATE - Halter			
			←	☐; → 07/05; +PR 1LQ / 1LS	24.3541-9549.5	241023	ATE - Halter			
			←	☐; → 07/05; +PR 1LQ / 1LS	24.3541-9550.5	241024	ATE - Halter			
			→	☐; → 07/05	24.3384-1729.5	240816	TRW - Halter			
			→	☐; → 07/05	24.3384-1730.5	240817	TRW - Halter			
1.6 1.6 16 V 1.8 20V 1.8 20V T 1.8 20V T 4 1.9 SDI 1.9 TDI 1.9 TDI 1.9 TDI 1.9 TDI Syncro	74 77 92 132 132 50 66 81 96 110	11/99→06/06 09/00→06/06 11/99→06/06 11/99→06/06 11/99→06/06 11/99→06/06 11/99→06/06 11/99→06/06 05/03→06/06 05/02→06/06	←	☐; → 07/05; +PR 1LJ / 1ZQ	11.9541-9595.2	220501	ATE - Halter			
			←	☐; → 07/05; +PR 1LJ / 1ZQ	11.9541-9596.2	220502	ATE - Halter			
			←	☐; → 07/05; +PR 1LE	24.3541-8523.5	240551	ATE - Halter			
			←	☐; → 07/05; +PR 1LE	24.3541-8524.5	240552	ATE - Halter			
			←	☐; → 07/05; +PR 1LQ / 1LS	24.3541-9549.5	241023	ATE - Halter			
			←	☐; → 07/05; +PR 1LQ / 1LS	24.3541-9550.5	241024	ATE - Halter			
			→	☐; → 07/05; +PR 1KY / 2EE	24.3384-1745.5	240848	TRW - Halter			
			→	☐; → 07/05; +PR 1KY / 2EE	24.3384-1746.5	240849	TRW - Halter			
			→	☐; → 07/05; +PR 1KK / 1KP / 1KQ	24.3414-1705.5	240832	TRW - Halter			
			→	☐; → 07/05; +PR 1KK / 1KP / 1KQ	24.3414-1706.5	240833	TRW - Halter			
			1.6	75	10/05→06/06	←	☐; +PR 1LQ / 1LS	24.3541-9549.5	241023	ATE - Halter
						←	☐; +PR 1LQ / 1LS	24.3541-9550.5	241024	ATE - Halter
						→	☐; +PR 1KY / 2EE	24.3384-1745.5	240848	TRW - Halter
→	☐; +PR 1KY / 2EE	24.3384-1746.5				240849	TRW - Halter			
1.8 T Cupra R	154	02/02→06/06	←	☐; 05/02→ 07/05; +PR 1LT	24.3541-9549.5	241023	ATE - Halter			
			←	☐; 05/02→ 07/05; +PR 1LT	24.3541-9550.5	241024	ATE - Halter			
			→	☐; 05/02→ 07/05; +PR 1KY	24.3384-1745.5	240848	TRW - Halter			
			→	☐; 05/02→ 07/05; +PR 1KY	24.3384-1746.5	240849	TRW - Halter			
1.8 T Cupra R	165	07/03→06/06	←	☐; → 07/05; +PR 1LT	24.3541-9549.5	241023	ATE - Halter			
			←	☐; → 07/05; +PR 1LT	24.3541-9550.5	241024	ATE - Halter			
			→	☐; → 07/05; +PR 1KY	24.3384-1745.5	240848	TRW - Halter			
			→	☐; → 07/05; +PR 1KY	24.3384-1746.5	240849	TRW - Halter			
1.9 TDI	74	10/05→06/06	←	☐; +PR 1LQ / 1LS	24.3541-9549.5	241023	ATE - Halter			
			←	☐; +PR 1LQ / 1LS	24.3541-9550.5	241024	ATE - Halter			
			→	☐; +PR 1KY / 2EE	24.3384-1745.5	240848	TRW - Halter			
			→	☐; +PR 1KY / 2EE	24.3384-1746.5	240849	TRW - Halter			
			→	☐; +PR 1KK / 1KP / 1KQ	24.3414-1706.5	240833	TRW - Halter			
1.9 TDI	110	09/00→06/06	←	☐; 02/01→ 07/05; +PR 1LJ / 1ZQ	11.9541-9595.2	220501	ATE - Halter			
			←	☐; 02/01→ 07/05; +PR 1LJ / 1ZQ	11.9541-9596.2	220502	ATE - Halter			
			←	☐; 02/01→ 07/05; +PR 1LE	24.3541-8523.5	240551	ATE - Halter			
			←	☐; 02/01→ 07/05; +PR 1LE	24.3541-8524.5	240552	ATE - Halter			
			←	☐; 02/01→ 07/05; +PR 1LQ / 1LS	24.3541-9549.5	241023	ATE - Halter			
			←	☐; 02/01→ 07/05; +PR 1LQ / 1LS	24.3541-9550.5	241024	ATE - Halter			
			→	☐; 02/01→ 07/05; +PR 1KY / 2EE	24.3384-1745.5	240848	TRW - Halter			
			→	☐; 02/01→ 07/05; +PR 1KY / 2EE	24.3384-1746.5	240849	TRW - Halter			
			→	☐; 02/01→ 07/05; +PR 1KK / 1KP / 1KQ	24.3414-1705.5	240832	TRW - Halter			
			→	☐; 02/01→ 07/05; +PR 1KK / 1KP / 1KQ	24.3414-1706.5	240833	TRW - Halter			
2.8	150	05/02→06/04	←	☐; +PR 1LJ / 1ZQ	11.9541-9595.2	220501	ATE - Halter			
			←	☐; +PR 1LJ / 1ZQ	11.9541-9596.2	220502	ATE - Halter			
			←	☐; +PR 1LE	24.3541-8523.5	240551	ATE - Halter			
			←	☐; +PR 1LE	24.3541-8524.5	240552	ATE - Halter			
			←	☐; +PR 1LQ / 1LS	24.3541-9549.5	241023	ATE - Halter			
			←	☐; +PR 1LQ / 1LS	24.3541-9550.5	241024	ATE - Halter			
			→	☐; +PR 1KY / 2EE	24.3384-1745.5	240848	TRW - Halter			
↓										


















	kw					! #		
<b>SEAT - LEON (1M1) 11/99→06/06</b>								
<b>Bremssattel</b>								
2.8	150	05/02→06/04	➡	☐; +PR 1KY / 2EE		24.3384-1746.5	240849	TRW - Halter
			➡	☐; +PR 1KK / 1KP / 1KQ		24.3414-1705.5	240832	TRW - Halter
			➡	☐; +PR 1KK / 1KP / 1KQ		24.3414-1706.5	240833	TRW - Halter
2.8 Cupra 4	150	02/01→06/06	⬅	☐; → 07/05; +PR 1LT		24.3541-9549.5	241023	ATE - Halter
			⬅	☐; → 07/05; +PR 1LT		24.3541-9550.5	241024	ATE - Halter
			➡	☐; → 07/05; +PR 1KY / 2EE		24.3384-1745.5	240848	TRW - Halter
			➡	☐; → 07/05; +PR 1KY / 2EE		24.3384-1746.5	240849	TRW - Halter
<b>Halter, Bremssattel</b>								
1.4 16V	55	11/99→06/06	⬅	→ 07/05; +PR 1LJ / 1ZQ	2	11.0230-0451.1	260130	ATE
1.6	74	11/99→06/06	⬅	→ 07/05; +PR 1LE	2	11.8170-0306.1	260102	ATE
1.6 16 V	77	09/00→06/06						
1.8 20V	92	11/99→06/06						
1.8 20V T	132	11/99→06/06						
1.8 20V T 4	132	11/99→06/06						
1.9 SDI	50	11/99→06/06						
1.9 TDI	66	11/99→06/06						
1.9 TDI	81	11/99→06/06						
1.9 TDI	96	05/03→06/06						
1.9 TDI Syncro	110	05/02→06/06						
1.9 TDI	110	09/00→06/06	⬅	02/01→ 07/05; +PR 1LJ / 1ZQ	2	11.0230-0451.1	260130	ATE
			⬅	02/01→ 07/05; +PR 1LE	2	11.8170-0306.1	260102	ATE
2.8	150	05/02→06/04	⬅	+PR 1LJ / 1ZQ	2	11.0230-0451.1	260130	ATE
			⬅	+PR 1LE	2	11.8170-0306.1	260102	ATE
<b>Feder, Bremssattel</b>								
1.4 16V	55	11/99→06/06		→ 07/05; +PR 1LQ / 1LS	2	11.8116-0143.1	390513	ATE
1.6	74	11/99→06/06		→ 07/05; +PR 1LE	2	11.8116-0143.1	390513	ATE
1.6 16 V	77	09/00→06/06						
1.8 20V	92	11/99→06/06		→ 07/05; +PR 1LJ / 1ZQ	2	11.8116-0143.1	390513	ATE
1.8 20V T	132	11/99→06/06						
1.8 20V T 4	132	11/99→06/06						
1.9 SDI	50	11/99→06/06						
1.9 TDI	66	11/99→06/06						
1.9 TDI	81	11/99→06/06						
1.9 TDI	96	05/03→06/06						
1.9 TDI Syncro	110	05/02→06/06						
1.8 T Cupra R	154	02/02→06/06		05/02→ 07/05; +PR 1LT	2	11.8116-0143.1	390513	ATE
1.8 T Cupra R	165	07/03→06/06		→ 07/05; +PR 1LT	2	11.8116-0143.1	390513	ATE
2.8 Cupra 4	150	02/01→06/06						
1.9 TDI	110	09/00→06/06		02/01→ 07/05; +PR 1LE	2	11.8116-0143.1	390513	ATE
				02/01→ 07/05; +PR 1LQ / 1LS	2	11.8116-0143.1	390513	ATE
				02/01→ 07/05; +PR 1LJ / 1ZQ	2	11.8116-0143.1	390513	ATE
2.8	150	05/02→06/04		+PR 1LE	2	11.8116-0143.1	390513	ATE
				+PR 1LQ / 1LS	2	11.8116-0143.1	390513	ATE
				+PR 1LJ / 1ZQ	2	11.8116-0143.1	390513	ATE
<b>Führungshülzensatz, Bremssattel</b>								
1.4 16V	55	11/99→06/06	⬅	→ 07/05; +PR 1LJ / 1ZQ		11.0101-5409.2	260035	ATE
1.6	74	11/99→06/06	⬅	→ 07/05; +PR 1LQ / 1LS		11.0101-5409.2	260035	ATE
1.6 16 V	77	09/00→06/06						
1.8 20V	92	11/99→06/06	⬅	→ 07/05; +PR 1LE		11.0101-5409.2	260035	ATE
1.8 20V T	132	11/99→06/06						
1.8 20V T 4	132	11/99→06/06						
1.9 SDI	50	11/99→06/06						
1.9 TDI	66	11/99→06/06						
1.9 TDI	81	11/99→06/06						
1.9 TDI	96	05/03→06/06						
1.9 TDI Syncro	110	05/02→06/06						
1.8 T Cupra R	154	02/02→06/06	⬅	05/02→ 07/05; +PR 1LT		11.0101-5409.2	260035	ATE
1.8 T Cupra R	165	07/03→06/06	⬅	→ 07/05; +PR 1LT		11.0101-5409.2	260035	ATE
2.8 Cupra 4	150	02/01→06/06						
1.9 TDI	110	09/00→06/06	⬅	02/01→ 07/05; +PR 1LE		11.0101-5409.2	260035	ATE
			⬅	02/01→ 07/05; +PR 1LJ / 1ZQ		11.0101-5409.2	260035	ATE
			⬅	02/01→ 07/05; +PR 1LQ / 1LS		11.0101-5409.2	260035	ATE
2.8	150	05/02→06/04	⬅	+PR 1LJ / 1ZQ		11.0101-5409.2	260035	ATE
			⬅	+PR 1LQ / 1LS		11.0101-5409.2	260035	ATE
			⬅	+PR 1LE		11.0101-5409.2	260035	ATE
↓								








	kW			 	! #		
<b>SEAT - LEON (1M1) 11/99→06/06</b>							
<b>Führungsbolzen, Bremsattel</b>							
1.4 16V	55	11/99→06/06		→ 07/05; +PR 1LQ / 1LS	2	11.8171-0008.1 990049	ATE
1.6	74	11/99→06/06		→ 07/05; +PR 1LJ / 1ZQ	2	11.8171-0008.1 990049	ATE
1.6 16 V	77	09/00→06/06		→ 07/05; +PR 1LE	2	11.8171-0008.1 990049	ATE
1.8 20V	92	11/99→06/06	←	→ 07/05; +PR 1LE	2	11.8171-0008.1 990049	ATE
1.8 20V T	132	11/99→06/06					
1.8 20V T 4	132	11/99→06/06					
1.9 SDI	50	11/99→06/06					
1.9 TDI	66	11/99→06/06					
1.9 TDI	81	11/99→06/06					
1.9 TDI	96	05/03→06/06					
1.9 TDI Syncro	110	05/02→06/06					
1.8 T Cupra R	154	02/02→06/06		05/02→ 07/05; +PR 1LT	2	11.8171-0008.1 990049	ATE
1.8 T Cupra R	165	07/03→06/06		→ 07/05; +PR 1LT	2	11.8171-0008.1 990049	ATE
2.8 Cupra 4	150	02/01→06/06					
1.9 TDI	110	09/00→06/06		02/01→ 07/05; +PR 1LQ / 1LS	2	11.8171-0008.1 990049	ATE
				02/01→ 07/05; +PR 1LJ / 1ZQ	2	11.8171-0008.1 990049	ATE
			←	02/01→ 07/05; +PR 1LE	2	11.8171-0008.1 990049	ATE
2.8	150	05/02→06/04		+PR 1LQ / 1LS	2	11.8171-0008.1 990049	ATE
				+PR 1LJ / 1ZQ	2	11.8171-0008.1 990049	ATE
			←	+PR 1LE	2	11.8171-0008.1 990049	ATE
<b>Dichtungssatz, Bremsattel</b>							
1.4 16V	55	11/99→06/06	←	→ 07/05; +PR 1LJ / 1ZQ		11.0441-5409.2 250031	ATE
1.6	74	11/99→06/06	←	→ 07/05; +PR 1LE		11.0441-5409.2 250031	ATE
1.6 16 V	77	09/00→06/06	←	→ 07/05; +PR 1LE		11.0441-5409.2 250031	ATE
1.8 20V	92	11/99→06/06					
1.8 20V T	132	11/99→06/06					
1.8 20V T 4	132	11/99→06/06					
1.9 SDI	50	11/99→06/06					
1.9 TDI	66	11/99→06/06					
1.9 TDI	81	11/99→06/06					
1.9 TDI	96	05/03→06/06					
1.9 TDI Syncro	110	05/02→06/06					
1.9 TDI	110	09/00→06/06	←	02/01→ 07/05; +PR 1LE		11.0441-5409.2 250031	ATE
			←	02/01→ 07/05; +PR 1LJ / 1ZQ		11.0441-5409.2 250031	ATE
2.8	150	05/02→06/04	←	+PR 1LJ / 1ZQ		11.0441-5409.2 250031	ATE
			←	+PR 1LE		11.0441-5409.2 250031	ATE
<b>Bremsschlauch</b>							
1.4 16V	55	11/99→06/06	←	→ 07/05	2	24.5143-0439.3 331411	L= 439
1.6	74	11/99→06/06	→	□ / am Bremsattel; → 07/05		24.1253-0010.3 331066	L= 233 mit Rohrleitung
1.6 16 V	77	09/00→06/06	→	□ / am Bremsattel; → 07/05		24.1253-0020.3 331067	L= 233 mit Rohrleitung
1.8 20V	92	11/99→06/06	→	□ / am Bremsattel; → 07/05		24.1253-0020.3 331067	L= 233 mit Rohrleitung
1.8 20V T	132	11/99→06/06	→	→ 07/05	2	83.7858-0140.3 330837	L= 140
1.9 SDI	50	11/99→06/06	→	→ 07/05			
1.9 TDI	66	11/99→06/06	→	→ 07/05			
1.9 TDI	81	11/99→06/06	→	→ 07/05			
1.9 TDI	96	05/03→06/06	→	→ 07/05			
1.8 20V T 4	132	11/99→06/06	←	→ 07/05	2	24.5143-0569.3 331398	L= 569
2.8 Cupra 4	150	02/01→06/06	→	→ 07/05	2	83.7858-0140.3 330837	L= 140
1.8 T Cupra R	154	02/02→06/06	←	05/02→ 07/05	2	24.5143-0569.3 331398	L= 569
			→	□ / am Bremsattel; 05/02→ 07/05		24.1253-0010.3 331066	L= 233 mit Rohrleitung
			→	□ / am Bremsattel; 05/02→ 07/05		24.1253-0020.3 331067	L= 233 mit Rohrleitung
			→	05/02→ 07/05	2	83.7858-0140.3 330837	L= 140
1.8 T Cupra R	165	07/03→06/06	←	→ 07/05	2	24.5143-0569.3 331398	L= 569
			→	□ / am Bremsattel; → 07/05		24.1253-0010.3 331066	L= 233 mit Rohrleitung
			→	□ / am Bremsattel; → 07/05		24.1253-0020.3 331067	L= 233 mit Rohrleitung
			→	→ 07/05	2	83.7858-0140.3 330837	L= 140
1.9 TDI	110	09/00→06/06	←	02/01→ 07/05	2	24.5143-0439.3 331411	L= 439
			→	□ / am Bremsattel; 02/01→ 07/05		24.1253-0010.3 331066	L= 233 mit Rohrleitung
			→	□ / am Bremsattel; 02/01→ 07/05		24.1253-0020.3 331067	L= 233 mit Rohrleitung
			→	02/01→ 07/05	2	83.7858-0140.3 330837	L= 140
1.9 TDI Syncro	110	05/02→06/06	←	→ 07/05	2	24.5143-0439.3 331411	L= 439
			→	→ 07/05	2	83.7858-0140.3 330837	L= 140
2.8	150	05/02→06/04	←		2	24.5143-0569.3 331398	L= 569
			→	□ / am Bremsattel		24.1253-0010.3 331066	L= 233 mit Rohrleitung
↓							

	kw			 	! #		
<b>SEAT - LEON (1M1) 11/99→06/06</b>							
 <b>Bremsschlauch</b>							
2.8	150	05/02→06/04	➔	☐ / am Bremssattel		24.1253-0020.3 331067	L= 233 mit Rohrleitung
			➔		2	83.7858-0140.3 330837	L= 140
<b>SEAT - LEON (1P1) 05/05→12/13</b>							
 <b>Bremssattel</b>							
1.2 TSI	77	02/10→12/12	←	☐; → 10/12; +PR 1ZF / 1ZM		24.3541-9549.5 241023	ATE - Halter
1.6 LPG	75	12/09→12/12	←	☐; → 10/12; +PR 1ZF / 1ZM		24.3541-9550.5 241024	ATE - Halter
1.6 TDI	66	11/10→12/12	←	☐; → 10/12; +PR 1LJ		24.3541-9553.5 241025	ATE - Halter
1.6 TDI	77	02/10→12/12	←	☐; → 10/12; +PR 1ZE		24.3541-9553.5 241025	ATE - Halter
			←	☐; → 10/12; +PR 1LJ		24.3541-9554.5 241026	ATE - Halter
			←	☐; → 10/12; +PR 1ZE		24.3541-9554.5 241026	ATE - Halter
			➔	☐; → 10/12; +PR 1KD		24.3384-1755.5 240886	TRW - Halter
			➔	☐; → 10/12; +PR 1KD		24.3384-1756.5 240887	TRW - Halter
			➔	☐; → 10/12; +PR 1KS / 1KT		24.3384-1777.5 240988	BOS - Halter
			➔	☐; → 10/12; +PR 1KS / 1KT		24.3384-1778.5 241002	BOS - Halter
			➔	☐; → 10/12; +PR 1KZ		24.3387-1717.5 240872	TRW - Halter
			➔	☐; → 10/12; +PR 1KZ		24.3387-1718.5 240873	TRW - Halter
			➔	☐; → 10/12; +PR 1KY		24.3414-1709.5 240834	TRW - Halter
			➔	☐; → 10/12; +PR 1KY		24.3414-1710.5 240835	TRW - Halter
1.4 16V	63	06/06→12/12	←	☐; → 10/12; +PR 1ZF / 1ZM		24.3541-9549.5 241023	ATE - Halter
1.4 TSI	92	11/07→12/12	←	☐; → 10/12; +PR 1ZF / 1ZM		24.3541-9550.5 241024	ATE - Halter
1.8 TSI	118	06/07→12/12	←	☐; → 10/12; +PR 1ZF / 1ZM		24.3541-9550.5 241024	ATE - Halter
2.0 Cupra R	195	09/09→12/12	←	☐; → 10/12; +PR 1ZE		24.3541-9553.5 241025	ATE - Halter
2.0 TDI	125	05/06→12/12	←	☐; → 10/12; +PR 1LJ		24.3541-9553.5 241025	ATE - Halter
2.0 TFSI	155	06/09→12/12	←	☐; → 10/12; +PR 1LJ		24.3541-9553.5 241025	ATE - Halter
			←	☐; → 10/12; +PR 1LJ		24.3541-9554.5 241026	ATE - Halter
			←	☐; → 10/12; +PR 1ZE		24.3541-9554.5 241026	ATE - Halter
			←	☐; → 09/09; +PR 1LU		24.3576-9995.5 240962	ATE - Halter
			←	☐; → 09/09; +PR 1LU		24.3576-9996.5 240963	ATE - Halter
			➔	☐; → 10/12; +PR 1KD		24.3384-1755.5 240886	TRW - Halter
			➔	☐; → 10/12; +PR 1KD		24.3384-1756.5 240887	TRW - Halter
			➔	☐; → 10/12; +PR 1KS / 1KT		24.3384-1777.5 240988	BOS - Halter
			➔	☐; → 10/12; +PR 1KS / 1KT		24.3384-1778.5 241002	BOS - Halter
			➔	☐; → 10/12; +PR 1KZ		24.3387-1717.5 240872	TRW - Halter
			➔	☐; → 10/12; +PR 1KZ		24.3387-1718.5 240873	TRW - Halter
			➔	☐; → 10/12; +PR 1KY		24.3414-1709.5 240834	TRW - Halter
			➔	☐; → 10/12; +PR 1KY		24.3414-1710.5 240835	TRW - Halter
1.6	75	07/05→12/12	←	☐; 08/05→ 10/12; +PR 1ZF / 1ZM		24.3541-9549.5 241023	ATE - Halter
2.0 TDI 16V	103	07/05→12/12	←	☐; 08/05→ 10/12; +PR 1ZF / 1ZM		24.3541-9550.5 241024	ATE - Halter
			←	☐; 08/05→ 10/12; +PR 1ZE		24.3541-9553.5 241025	ATE - Halter
			←	☐; 08/05→ 10/12; +PR 1LJ		24.3541-9553.5 241025	ATE - Halter
			←	☐; 08/05→ 10/12; +PR 1LJ		24.3541-9554.5 241026	ATE - Halter
			←	☐; 08/05→ 10/12; +PR 1ZE		24.3541-9554.5 241026	ATE - Halter
			←	☐; 08/05→ 09/09; +PR 1LU		24.3576-9995.5 240962	ATE - Halter
			←	☐; 08/05→ 09/09; +PR 1LU		24.3576-9996.5 240963	ATE - Halter
			➔	☐; 08/05→ 10/12; +PR 1KD		24.3384-1755.5 240886	TRW - Halter
			➔	☐; 08/05→ 10/12; +PR 1KD		24.3384-1756.5 240887	TRW - Halter
			➔	☐; 08/05→ 10/12; +PR 1KS / 1KT		24.3384-1777.5 240988	BOS - Halter
			➔	☐; 08/05→ 10/12; +PR 1KS / 1KT		24.3384-1778.5 241002	BOS - Halter
			➔	☐; 08/05→ 10/12; +PR 1KZ		24.3387-1717.5 240872	TRW - Halter
			➔	☐; 08/05→ 10/12; +PR 1KZ		24.3387-1718.5 240873	TRW - Halter
			➔	☐; 08/05→ 10/12; +PR 1KY		24.3414-1709.5 240834	TRW - Halter
			➔	☐; 08/05→ 10/12; +PR 1KY		24.3414-1710.5 240835	TRW - Halter
1.6 MultiFuel	75	07/05→08/13	←	☐; → 10/12; +PR 1ZF / 1ZM		24.3541-9549.5 241023	ATE - Halter
			←	☐; → 10/12; +PR 1ZF / 1ZM		24.3541-9550.5 241024	ATE - Halter
↓							



















	kw			 	! #		
<b>SEAT - LEON (1P1) 05/05→12/13</b>							
 <b>Bremssattel</b>							
1.6 MultiFuel	75	07/05→08/13	←	☐; → 10/12; +PR 1LJ	24.3541-9553.5	241025	ATE - Halter
			←	☐; → 10/12; +PR 1ZE	24.3541-9553.5	241025	ATE - Halter
			←	☐; → 10/12; +PR 1LJ	24.3541-9554.5	241026	ATE - Halter
			←	☐; → 10/12; +PR 1ZE	24.3541-9554.5	241026	ATE - Halter
			→	☐; → 10/12; +PR 1KD	24.3384-1755.5	240886	TRW - Halter
			→	☐; → 10/12; +PR 1KD	24.3384-1756.5	240887	TRW - Halter
			→	☐; 12/09→; +PR 1KS / 1KT; → 10/12	24.3384-1777.5	240988	BOS - Halter
			→	☐; 12/09→; +PR 1KS / 1KT; → 10/12	24.3384-1778.5	241002	BOS - Halter
			→	☐; → 10/12; +PR 1KZ	24.3387-1717.5	240872	TRW - Halter
			→	☐; → 10/12; +PR 1KZ	24.3387-1718.5	240873	TRW - Halter
			→	☐; → 10/12; +PR 1KY	24.3414-1709.5	240834	TRW - Halter
			→	☐; → 10/12; +PR 1KY	24.3414-1710.5	240835	TRW - Halter
1.9 TDI 2.0 TDI 2.0 TFSI	66 103 177	06/07→12/10 10/05→10/10 11/06→05/11	←	☐; +PR 1ZF / 1ZM	24.3541-9549.5	241023	ATE - Halter
			←	☐; +PR 1ZF / 1ZM	24.3541-9550.5	241024	ATE - Halter
			←	☐; +PR 1ZE	24.3541-9553.5	241025	ATE - Halter
			←	☐; +PR 1LJ	24.3541-9553.5	241025	ATE - Halter
			←	☐; +PR 1LJ	24.3541-9554.5	241026	ATE - Halter
			←	☐; +PR 1ZE	24.3541-9554.5	241026	ATE - Halter
			←	☐; → 09/09; +PR 1LU	24.3576-9995.5	240962	ATE - Halter
			←	☐; → 09/09; +PR 1LU	24.3576-9996.5	240963	ATE - Halter
			→	☐; +PR 1KD	24.3384-1755.5	240886	TRW - Halter
			→	☐; +PR 1KD	24.3384-1756.5	240887	TRW - Halter
			→	☐; +PR 1KS / 1KT	24.3384-1777.5	240988	BOS - Halter
			→	☐; +PR 1KS / 1KT	24.3384-1778.5	241002	BOS - Halter
			→	☐; +PR 1KZ	24.3387-1717.5	240872	TRW - Halter
			→	☐; +PR 1KZ	24.3387-1718.5	240873	TRW - Halter
			→	☐; +PR 1KY	24.3414-1709.5	240834	TRW - Halter
			→	☐; +PR 1KY	24.3414-1710.5	240835	TRW - Halter
1.9 TDI 2.0 FSI 2.0 TDI	77 110 100	07/05→12/10 07/05→05/10 07/05→05/10	←	☐; 08/05→; +PR 1ZF / 1ZM	24.3541-9549.5	241023	ATE - Halter
			←	☐; 08/05→; +PR 1ZF / 1ZM	24.3541-9550.5	241024	ATE - Halter
			←	☐; 08/05→; +PR 1LJ	24.3541-9553.5	241025	ATE - Halter
			←	☐; 08/05→; +PR 1ZE	24.3541-9553.5	241025	ATE - Halter
			←	☐; 08/05→; +PR 1LJ	24.3541-9554.5	241026	ATE - Halter
			←	☐; 08/05→; +PR 1ZE	24.3541-9554.5	241026	ATE - Halter
			←	☐; 08/05→ 09/09; +PR 1LU	24.3576-9995.5	240962	ATE - Halter
			←	☐; 08/05→ 09/09; +PR 1LU	24.3576-9996.5	240963	ATE - Halter
			→	☐; 08/05→; +PR 1KD	24.3384-1755.5	240886	TRW - Halter
			→	☐; 08/05→; +PR 1KD	24.3384-1756.5	240887	TRW - Halter
			→	☐; 08/05→; +PR 1KS / 1KT	24.3384-1777.5	240988	BOS - Halter
			→	☐; 08/05→; +PR 1KS / 1KT	24.3384-1778.5	241002	BOS - Halter
			→	☐; 08/05→; +PR 1KZ	24.3387-1717.5	240872	TRW - Halter
			→	☐; 08/05→; +PR 1KZ	24.3387-1718.5	240873	TRW - Halter
→	☐; 08/05→; +PR 1KY	24.3414-1709.5	240834	TRW - Halter			
→	☐; 08/05→; +PR 1KY	24.3414-1710.5	240835	TRW - Halter			
2.0 TFSI	136	09/05→05/06	←	☐; +PR 1ZF / 1ZM	24.3541-9549.5	241023	ATE - Halter
			←	☐; +PR 1ZF / 1ZM	24.3541-9550.5	241024	ATE - Halter
			←	☐; +PR 1ZE	24.3541-9553.5	241025	ATE - Halter
			←	☐; +PR 1LJ	24.3541-9553.5	241025	ATE - Halter
			←	☐; +PR 1LJ	24.3541-9554.5	241026	ATE - Halter
			←	☐; +PR 1ZE	24.3541-9554.5	241026	ATE - Halter
			←	☐; +PR 1LU	24.3576-9995.5	240962	ATE - Halter
			←	☐; +PR 1LU	24.3576-9996.5	240963	ATE - Halter
↓							











	kw			 	! #			
<b>SEAT - LEON (1P1) 05/05→12/13</b>								
<b>Bremssattel</b>								
2.0 TFSI	136	09/05→05/06	➔	☐; +PR 1KD		24.3384-1755.5	240886	TRW - Halter
			➔	☐; +PR 1KD		24.3384-1756.5	240887	TRW - Halter
			➔	☐; +PR 1KS / 1KT		24.3384-1777.5	240988	BOS - Halter
			➔	☐; +PR 1KS / 1KT		24.3384-1778.5	241002	BOS - Halter
			➔	☐; +PR 1KZ		24.3387-1717.5	240872	TRW - Halter
			➔	☐; +PR 1KZ		24.3387-1718.5	240873	TRW - Halter
			➔	☐; +PR 1KY		24.3414-1709.5	240834	TRW - Halter
			➔	☐; +PR 1KY		24.3414-1710.5	240835	TRW - Halter
2.0 TFSI	147	05/05→03/09	←	☐; 08/05→; +PR 1ZF / 1ZM		24.3541-9549.5	241023	ATE - Halter
			←	☐; 08/05→; +PR 1ZF / 1ZM		24.3541-9550.5	241024	ATE - Halter
			←	☐; 08/05→; +PR 1ZE		24.3541-9553.5	241025	ATE - Halter
			←	☐; 08/05→; +PR 1LJ		24.3541-9553.5	241025	ATE - Halter
			←	☐; 08/05→; +PR 1ZE		24.3541-9554.5	241026	ATE - Halter
			←	☐; 08/05→; +PR 1LJ		24.3541-9554.5	241026	ATE - Halter
			←	☐; 08/05→; +PR 1LU		24.3576-9995.5	240962	ATE - Halter
			←	☐; 08/05→; +PR 1LU		24.3576-9996.5	240963	ATE - Halter
			➔	☐; 08/05→; +PR 1KD		24.3384-1755.5	240886	TRW - Halter
			➔	☐; 08/05→; +PR 1KD		24.3384-1756.5	240887	TRW - Halter
			➔	☐; 08/05→; +PR 1KS / 1KT		24.3384-1777.5	240988	BOS - Halter
			➔	☐; 08/05→; +PR 1KS / 1KT		24.3384-1778.5	241002	BOS - Halter
			➔	☐; 08/05→; +PR 1KZ		24.3387-1717.5	240872	TRW - Halter
			➔	☐; 08/05→; +PR 1KZ		24.3387-1718.5	240873	TRW - Halter
			➔	☐; 08/05→; +PR 1KY		24.3414-1709.5	240834	TRW - Halter
			➔	☐; 08/05→; +PR 1KY		24.3414-1710.5	240835	TRW - Halter
<b>Halter, Bremssattel</b>								
1.2 TSI	77	02/10→12/12	←	→ 10/12; +PR 1LJ		11.0230-0131.1	260129	ATE
1.4 16V	63	06/06→12/12						
1.4 TSI	92	11/07→12/12						
1.6 LPG	75	12/09→12/12						
1.6 MultiFuel	75	07/05→08/13						
1.6 TDI	66	11/10→12/12						
1.6 TDI	77	02/10→12/12						
1.8 TSI	118	06/07→12/12						
2.0 Cupra R	195	09/09→12/12						
2.0 TDI	125	05/06→12/12						
2.0 TFSI	155	06/09→12/12						
1.6	75	07/05→12/12	←	08/05→ 10/12; +PR 1LJ		11.0230-0131.1	260129	ATE
2.0 TDI 16V	103	07/05→12/12						
1.9 TDI	66	06/07→12/10	←	+PR 1LJ		11.0230-0131.1	260129	ATE
2.0 TDI	103	10/05→10/10						
2.0 TFSI	136	09/05→05/06						
2.0 TFSI	177	11/06→05/11						
1.9 TDI	77	07/05→12/10	←	08/05→; +PR 1LJ		11.0230-0131.1	260129	ATE
2.0 FSI	110	07/05→05/10						
2.0 TDI	100	07/05→05/10						
2.0 TFSI	147	05/05→03/09						
<b>Feder, Bremssattel</b>								
1.2 TSI	77	02/10→12/12	←	+PR 1LB; → 10/12	2	11.8116-0006.2	390601	ATE
1.6 LPG	75	12/09→12/12						
1.6 MultiFuel	75	07/05→08/13	←	→ 10/12; +PR 1LJ	2	11.8116-0351.1	390538	ATE
1.6 TDI	66	11/10→12/12	←	→ 10/12; +PR 1ZE	2	11.8116-0351.1	390538	ATE
1.6 TDI	77	02/10→12/12						
1.4 16V	63	06/06→12/12	←	10/09→ 10/12; +PR 1LB	2	11.8116-0006.2	390601	ATE
1.4 TSI	92	11/07→12/12						
1.8 TSI	118	06/07→12/12	←	→ 10/12; +PR 1LJ	2	11.8116-0351.1	390538	ATE
2.0 Cupra R	195	09/09→12/12	←	→ 10/12; +PR 1ZE	2	11.8116-0351.1	390538	ATE
2.0 TDI	125	05/06→12/12						
2.0 TFSI	155	06/09→12/12	←	→ 09/09; +PR 1LU	2	11.8116-0410.2	390589	ATE
1.6	75	07/05→12/12	←	10/09→ 10/12; +PR 1LB	2	11.8116-0006.2	390601	ATE
2.0 TDI 16V	103	07/05→12/12	←	08/05→ 10/12; +PR 1ZE	2	11.8116-0351.1	390538	ATE
			←	08/05→ 10/12; +PR 1LJ	2	11.8116-0351.1	390538	ATE
			←	08/05→ 09/09; +PR 1LU	2	11.8116-0410.2	390589	ATE
1.9 TDI	66	06/07→12/10	←	10/09→; +PR 1LB	2	11.8116-0006.2	390601	ATE
2.0 TDI	103	10/05→10/10						
↓								











	kw			 	! #		
<b>SEAT - LEON (1P1) 05/05→12/13</b>							
<b>Feder, Bremssattel</b>							
2.0 TFSI	177	11/06→05/11	←	+PR 1ZE	2	11.8116-0351.1 390538	ATE
			←	+PR 1LJ	2	11.8116-0351.1 390538	ATE
			←	→ 09/09; +PR 1LU	2	11.8116-0410.2 390589	ATE
1.9 TDI	77	07/05→12/10	←	10/09→; +PR 1LB	2	11.8116-0006.2 390601	ATE
2.0 FSI	110	07/05→05/10	←	08/05→; +PR 1ZE	2	11.8116-0351.1 390538	ATE
2.0 TDI	100	07/05→05/10	←	08/05→; +PR 1LJ	2	11.8116-0351.1 390538	ATE
			←	08/05→ 09/09; +PR 1LU	2	11.8116-0410.2 390589	ATE
2.0 TFSI	136	09/05→05/06	←	+PR 1ZE	2	11.8116-0351.1 390538	ATE
			←	+PR 1LJ	2	11.8116-0351.1 390538	ATE
			←	+PR 1LU	2	11.8116-0410.2 390589	ATE
2.0 TFSI	147	05/05→03/09	←	08/05→; +PR 1LJ	2	11.8116-0351.1 390538	ATE
			←	08/05→; +PR 1ZE	2	11.8116-0351.1 390538	ATE
			←	08/05→; +PR 1LU	2	11.8116-0410.2 390589	ATE
<b>Führungshülzensatz, Bremssattel</b>							
1.2 TSI	77	02/10→12/12	←	→ 10/12; +PR 1ZF / 1ZM		11.0101-5409.2 260035	ATE
1.6 LPG	75	12/09→12/12	←	+PR 1LB; → 10/12		11.0101-5409.2 260035	ATE
1.6 MultiFuel	75	07/05→08/13	←				
1.6 TDI	66	11/10→12/12	←	→ 10/12; +PR 1LJ		11.0101-5409.2 260035	ATE
1.6 TDI	77	02/10→12/12	←	→ 10/12; +PR 1ZE		11.0101-5409.2 260035	ATE
1.4 16V	63	06/06→12/12	←	→ 10/12; +PR 1ZE		11.0101-5409.2 260035	ATE
1.4 TSI	92	11/07→12/12	←				
1.8 TSI	118	06/07→12/12	←	→ 10/12; +PR 1ZF / 1ZM		11.0101-5409.2 260035	ATE
2.0 Cupra R	195	09/09→12/12	←	10/09→ 10/12; +PR 1LB		11.0101-5409.2 260035	ATE
2.0 TDI	125	05/06→12/12	←				
2.0 TFSI	155	06/09→12/12	←	→ 10/12; +PR 1LJ		11.0101-5409.2 260035	ATE
			←	→ 09/09; +PR 1LU		11.0101-5409.2 260035	ATE
1.6	75	07/05→12/12	←	08/05→ 10/12; +PR 1LJ		11.0101-5409.2 260035	ATE
2.0 TDI 16V	103	07/05→12/12	←	08/05→ 10/12; +PR 1ZE		11.0101-5409.2 260035	ATE
			←	08/05→ 10/12; +PR 1ZF / 1ZM		11.0101-5409.2 260035	ATE
			←	08/05→ 09/09; +PR 1LU		11.0101-5409.2 260035	ATE
			←	10/09→ 10/12; +PR 1LB		11.0101-5409.2 260035	ATE
1.9 TDI	66	06/07→12/10	←	10/09→; +PR 1LB		11.0101-5409.2 260035	ATE
2.0 TDI	103	10/05→10/10	←	+PR 1ZE		11.0101-5409.2 260035	ATE
2.0 TFSI	177	11/06→05/11	←	+PR 1LJ		11.0101-5409.2 260035	ATE
			←	+PR 1ZF / 1ZM		11.0101-5409.2 260035	ATE
			←	→ 09/09; +PR 1LU		11.0101-5409.2 260035	ATE
1.9 TDI	77	07/05→12/10	←	08/05→; +PR 1ZE		11.0101-5409.2 260035	ATE
2.0 FSI	110	07/05→05/10	←	10/09→; +PR 1LB		11.0101-5409.2 260035	ATE
2.0 TDI	100	07/05→05/10	←	08/05→; +PR 1LJ		11.0101-5409.2 260035	ATE
			←	08/05→; +PR 1ZF / 1ZM		11.0101-5409.2 260035	ATE
			←	08/05→ 09/09; +PR 1LU		11.0101-5409.2 260035	ATE
2.0 TFSI	136	09/05→05/06	←	+PR 1LJ		11.0101-5409.2 260035	ATE
			←	+PR 1ZE		11.0101-5409.2 260035	ATE
			←	+PR 1LU		11.0101-5409.2 260035	ATE
			←	+PR 1ZF / 1ZM		11.0101-5409.2 260035	ATE
2.0 TFSI	147	05/05→03/09	←	08/05→; +PR 1LJ		11.0101-5409.2 260035	ATE
			←	08/05→; +PR 1ZE		11.0101-5409.2 260035	ATE
			←	08/05→; +PR 1ZF / 1ZM		11.0101-5409.2 260035	ATE
			←	08/05→; +PR 1LU		11.0101-5409.2 260035	ATE
<b>Führungsbolzen, Bremssattel</b>							
1.2 TSI	77	02/10→12/12		→ 10/12; +PR 1LJ	2	11.8171-0008.1 990049	ATE
1.6 LPG	75	12/09→12/12		→ 10/12; +PR 1ZE	2	11.8171-0008.1 990049	ATE
1.6 MultiFuel	75	07/05→08/13					
1.6 TDI	66	11/10→12/12		+PR 1LB; → 10/12	2	11.8171-0008.1 990049	ATE
1.6 TDI	77	02/10→12/12					
1.4 16V	63	06/06→12/12		→ 09/09; +PR 1LU	2	11.8171-0008.1 990049	ATE
1.4 TSI	92	11/07→12/12					
1.8 TSI	118	06/07→12/12		→ 10/12; +PR 1LJ	2	11.8171-0008.1 990049	ATE
↓							













	kw			 	! #		
<b>SEAT - LEON (1P1) 05/05→12/13</b>							
<b>Führungsbolzen, Bremsattel</b>							
2.0 Cupra R	195	09/09→12/12		10/09→ 10/12; +PR 1LB	2	11.8171-0008.1 990049	ATE
2.0 TDI	125	05/06→12/12		→ 10/12; +PR 1ZE	2	11.8171-0008.1 990049	ATE
2.0 TFSI	155	06/09→12/12					
1.6	75	07/05→12/12		08/05→ 10/12; +PR 1ZE	2	11.8171-0008.1 990049	ATE
2.0 TDI 16V	103	07/05→12/12		08/05→ 09/09; +PR 1LU	2	11.8171-0008.1 990049	ATE
				10/09→ 10/12; +PR 1LB	2	11.8171-0008.1 990049	ATE
				08/05→ 10/12; +PR 1LJ	2	11.8171-0008.1 990049	ATE
1.9 TDI	66	06/07→12/10		→ 09/09; +PR 1LU	2	11.8171-0008.1 990049	ATE
2.0 TDI	103	10/05→10/10		+PR 1ZE	2	11.8171-0008.1 990049	ATE
2.0 TFSI	177	11/06→05/11		10/09→; +PR 1LB	2	11.8171-0008.1 990049	ATE
				+PR 1LJ	2	11.8171-0008.1 990049	ATE
1.9 TDI	77	07/05→12/10		08/05→; +PR 1LJ	2	11.8171-0008.1 990049	ATE
2.0 FSI	110	07/05→05/10		08/05→ 09/09; +PR 1LU	2	11.8171-0008.1 990049	ATE
2.0 TDI	100	07/05→05/10		08/05→; +PR 1ZE	2	11.8171-0008.1 990049	ATE
				10/09→; +PR 1LB	2	11.8171-0008.1 990049	ATE
2.0 TFSI	136	09/05→05/06		+PR 1LU	2	11.8171-0008.1 990049	ATE
				+PR 1ZE	2	11.8171-0008.1 990049	ATE
				+PR 1LJ	2	11.8171-0008.1 990049	ATE
2.0 TFSI	147	05/05→03/09		08/05→; +PR 1LU	2	11.8171-0008.1 990049	ATE
				08/05→; +PR 1LJ	2	11.8171-0008.1 990049	ATE
				08/05→; +PR 1ZE	2	11.8171-0008.1 990049	ATE
<b>Bremsschlauch</b>							
1.2 TSI	77	02/10→12/12	←	+PR 1ZA / 1ZB / 1ZE / 1ZF; → 10/12	2	24.5143-0564.3 331433	L= 563
1.6 LPG	75	12/09→12/12	←	+PR 1LB; → 10/12	2	83.7849-0502.3 331125	L= 504
1.6 MultiFuel	75	07/05→08/13	→	→ 10/12			
1.6 TDI	66	11/10→12/12	→	□; → 10/12		83.7847-0254.3 331233	L= 255
1.6 TDI	77	02/10→12/12	→	□; → 10/12		83.7847-0257.3 331234	L= 255
1.4 16V	63	06/06→12/12	←	+PR 1ZA / 1ZB / 1ZE / 1ZF; → 10/12	2	24.5143-0564.3 331433	L= 563
1.8 TSI	118	06/07→12/12	←	+PR 1LB; → 10/12	2	83.7849-0502.3 331125	L= 504
2.0 Cupra R	195	09/09→12/12	←	+PR 1LB; → 10/12	2	83.7849-0502.3 331125	L= 504
2.0 TDI	125	05/06→12/12	→	→ 10/09	2	24.5204-0233.3 331430	L= 233
2.0 TFSI	155	06/09→12/12	→	□; 11/09→ 10/12		83.7847-0254.3 331233	L= 255
			→	□; 11/09→ 10/12		83.7847-0257.3 331234	L= 255
1.4 TSI	92	11/07→12/12	←	+PR 1ZA / 1ZB / 1ZE / 1ZF; → 10/12	2	24.5143-0564.3 331433	L= 563
			←	+PR 1LB; → 10/12	2	83.7849-0502.3 331125	L= 504
			→	→ 10/09	2	24.5204-0233.3 331430	L= 233
			→	□; 12/09→ 10/12		83.7847-0254.3 331233	L= 255
			→	□; 12/09→ 10/12		83.7847-0257.3 331234	L= 255
1.6	75	07/05→12/12	←	08/05→; +PR 1ZA / 1ZB / 1ZE / 1ZF; → 10/12	2	24.5143-0564.3 331433	L= 563
			←	08/05→; +PR 1LB; → 10/12	2	83.7849-0502.3 331125	L= 504
			→	08/05→ 10/09	2	24.5204-0233.3 331430	L= 233
1.9 TDI	66	06/07→12/10	←	+PR 1ZA / 1ZB / 1ZE / 1ZF	2	24.5143-0564.3 331433	L= 563
2.0 TDI	103	10/05→10/10	←	+PR 1LB	2	83.7849-0502.3 331125	L= 504
2.0 TFSI	177	11/06→05/11	→	→ 10/09	2	24.5204-0233.3 331430	L= 233
			→	□; 11/09→		83.7847-0254.3 331233	L= 255
			→	□; 11/09→		83.7847-0257.3 331234	L= 255
1.9 TDI	77	07/05→12/10	←	08/05→; +PR 1ZA / 1ZB / 1ZE / 1ZF	2	24.5143-0564.3 331433	L= 563
2.0 FSI	110	07/05→05/10	←	08/05→; +PR 1LB	2	83.7849-0502.3 331125	L= 504
2.0 TDI	100	07/05→05/10	→	08/05→ 10/09	2	24.5204-0233.3 331430	L= 233
			→	□; 11/09→		83.7847-0254.3 331233	L= 255
			→	□; 11/09→		83.7847-0257.3 331234	L= 255
2.0 TDI 16V	103	07/05→12/12	←	08/05→; +PR 1ZA / 1ZB / 1ZE / 1ZF; → 10/12	2	24.5143-0564.3 331433	L= 563
			←	08/05→; +PR 1LB; → 10/12	2	83.7849-0502.3 331125	L= 504
			→	08/05→ 10/09	2	24.5204-0233.3 331430	L= 233
			→	□; 11/09→ 10/12		83.7847-0254.3 331233	L= 255
			→	□; 11/09→ 10/12		83.7847-0257.3 331234	L= 255
↓							

	kw			 	! #		
<b>SEAT - LEON (1P1) 05/05→12/13</b>							
 <b>Bremsschlauch</b>							
2.0 TFSI	136	09/05→05/06	←	+PR 1ZA / 1ZB / 1ZE / 1ZF	2	24.5143-0564.3 331433	L= 563
			←	+PR 1LB	2	83.7849-0502.3 331125	L= 504
			→		2	24.5204-0233.3 331430	L= 233
2.0 TFSI	147	05/05→03/09	←	08/05→; +PR 1ZA / 1ZB / 1ZE / 1ZF	2	24.5143-0564.3 331433	L= 563
			←	08/05→; +PR 1LB	2	83.7849-0502.3 331125	L= 504
			→	08/05→	2	24.5204-0233.3 331430	L= 233
<b>SEAT - LEON (5F1) 09/12→</b>							
 <b>Bremssattel</b>							
1.0 TSi	63	09/18→	←	☐; +PR 1ZF / 1ZH		24.3571-9735.5 240806	ATE - Halter
1.0 TSi	85	05/15→	←	☐; +PR 1ZF / 1ZH		24.3571-9736.5 240807	ATE - Halter
1.2 TSi	63	12/12→	←	☐; +PR 1ZF / 1ZH		24.3571-9736.5 240807	ATE - Halter
1.2 TSi	77	01/13→	→	☐; +PR 1KD		24.3384-1759.5 240800	TRW - Halter
1.2 TSi	81	04/14→	→	☐; +PR 1KD		24.3384-1759.5 240800	TRW - Halter
1.4 TSi	90	11/12→	→	☐; +PR 1KD		24.3384-1760.5 240801	TRW - Halter ALU
1.4 TSi	92	05/14→	→	☐; +PR 1KS		24.3387-1739.5 240918	TRW - Halter
1.4 TSi	103	09/12→	→	☐; +PR 1KS		24.3387-1739.5 240918	TRW - Halter
1.4 TSi	110	05/14→	→	☐; +PR 1KS		24.3387-1740.5 240919	TRW - Halter
1.5 TGi	96	10/18→	→	☐; +PR 1KE		24.6238-7023.5 241241	ATE - Halter + eFSB
1.5 TSi	96	09/18→	→	☐; +PR 1KE		24.6238-7023.5 241241	ATE - Halter + eFSB
1.5 TSi	110	09/18→	→	☐; +PR 1KE		24.6238-7047.5 241181	ATE - Halter + eFSB
1.6 TDI	66	11/12→	→	☐; +PR 1KE		24.6238-7024.5 241242	ATE - Halter + eFSB
1.6 TDI	77	11/12→	→	☐; +PR 1KE		24.6238-7024.5 241242	ATE - Halter + eFSB
1.6 TDI	81	09/13→	→	☐; +PR 1KE		24.6238-7048.5 241182	ATE - Halter + eFSB
1.8 TSi	132	02/13→	→	☐; +PR 1KJ / 1KY		24.6242-7017.5 241185	ATE - Halter + eFSB
2.0 Cupra	195	10/13→	→	☐; +PR 1KJ / 1KY		24.6242-7019.5 241187	ATE - Halter + eFSB
2.0 Cupra	206	10/13→	→	☐; +PR 1KJ / 1KY		24.6242-7019.5 241187	ATE - Halter + eFSB
2.0 Cupra	213	10/15→	→	☐; +PR 1KJ / 1KY		24.6242-7018.5 241186	ATE - Halter + eFSB
2.0 Cupra	221	01/17→	→	☐; +PR 1KJ / 1KY		24.6242-7020.5 241188	ATE - Halter + eFSB
2.0 Cupra R	228	11/17→	→	☐; +PR 1KJ / 1KY		24.6242-7020.5 241188	ATE - Halter + eFSB
2.0 TDI	81	05/13→	→	☐; +PR 1KJ / 1KY		24.6242-7018.5 241186	ATE - Halter + eFSB
2.0 TDI	105	05/13→	→	☐; +PR 1KJ / 1KY		24.6242-7018.5 241186	ATE - Halter + eFSB
2.0 TDI	110	10/12→	→	☐; +PR 1KJ / 1KY		24.6242-7018.5 241186	ATE - Halter + eFSB
2.0 TDI	135	09/12→	→	☐; +PR 1KJ / 1KY		24.6242-7018.5 241186	ATE - Halter + eFSB
2.0 TSi	140	09/18→	→	☐; +PR 1KJ / 1KY		24.6242-7020.5 241188	ATE - Halter + eFSB
1.4 TGI	81	02/13→	←	☐; 10/13→; +PR 1ZF / 1ZH		24.3571-9735.5 240806	ATE - Halter
			←	☐; 10/13→; +PR 1ZF / 1ZH		24.3571-9736.5 240807	ATE - Halter
			→	☐; 10/13→; +PR 1KD		24.3384-1759.5 240800	TRW - Halter
			→	☐; 10/13→; +PR 1KD		24.3384-1760.5 240801	TRW - Halter ALU
			→	☐; 10/13→; +PR 1KS		24.3387-1739.5 240918	TRW - Halter
			→	☐; 10/13→; +PR 1KS		24.3387-1740.5 240919	TRW - Halter
			→	☐; 10/13→; +PR 1KE		24.6238-7023.5 241241	ATE - Halter + eFSB
			→	☐; 10/13→; +PR 1KE		24.6238-7047.5 241181	ATE - Halter + eFSB
			→	☐; 10/13→; +PR 1KE		24.6238-7024.5 241242	ATE - Halter + eFSB
			→	☐; 10/13→; +PR 1KE		24.6238-7048.5 241182	ATE - Halter + eFSB
			→	☐; 10/13→; +PR 1KJ / 1KY		24.6242-7017.5 241185	ATE - Halter + eFSB
			→	☐; 10/13→; +PR 1KJ / 1KY		24.6242-7019.5 241187	ATE - Halter + eFSB
			→	☐; 10/13→; +PR 1KJ / 1KY		24.6242-7018.5 241186	ATE - Halter + eFSB
			→	☐; 10/13→; +PR 1KJ / 1KY		24.6242-7020.5 241188	ATE - Halter + eFSB
1.6 TDI	85	11/16→	←	☐; 01/17→; +PR 1ZF / 1ZH		24.3571-9735.5 240806	ATE - Halter
			←	☐; 01/17→; +PR 1ZF / 1ZH		24.3571-9736.5 240807	ATE - Halter
			→	☐; 01/17→; +PR 1KD		24.3384-1759.5 240800	TRW - Halter
			→	☐; 01/17→; +PR 1KD		24.3384-1760.5 240801	TRW - Halter ALU
			→	☐; 01/17→; +PR 1KS		24.3387-1739.5 240918	TRW - Halter
			→	☐; 01/17→; +PR 1KS		24.3387-1740.5 240919	TRW - Halter
			→	☐; 01/17→; +PR 1KE		24.6238-7023.5 241241	ATE - Halter + eFSB
			→	☐; 01/17→; +PR 1KE		24.6238-7047.5 241181	ATE - Halter + eFSB
			→	☐; 01/17→; +PR 1KE		24.6238-7024.5 241242	ATE - Halter + eFSB
			→	☐; 01/17→; +PR 1KE		24.6238-7048.5 241182	ATE - Halter + eFSB
			→	☐; 01/17→; +PR 1KJ / 1KY		24.6242-7017.5 241185	ATE - Halter + eFSB
			→	☐; 01/17→; +PR 1KJ / 1KY		24.6242-7019.5 241187	ATE - Halter + eFSB
			→	☐; 01/17→; +PR 1KJ / 1KY		24.6242-7018.5 241186	ATE - Halter + eFSB
			→	☐; 01/17→; +PR 1KJ / 1KY		24.6242-7020.5 241188	ATE - Halter + eFSB









	kw			 	! #		
<b>SEAT - LEON Kasten/Schrägheck (5F1) 09/12→</b>							
 <b>Bremssattel</b>							
1.2 TSI	81	04/14→	←	☐; +PR 1ZF / 1ZH		24.3571-9735.5 240806	ATE - Halter
1.6 TDI	66	11/12→10/16	←	☐; +PR 1ZF / 1ZH		24.3571-9736.5 240807	ATE - Halter
1.6 TDI	77	09/12→10/16	→	☐; +PR 1KD		24.3384-1759.5 240800	TRW - Halter
2.0 TDI	110	10/12→	→	☐; +PR 1KD		24.3384-1760.5 240801	TRW - Halter ALU
			→	☐; +PR 1KS		24.3387-1739.5 240918	TRW - Halter
			→	☐; +PR 1KS		24.3387-1740.5 240919	TRW - Halter
			→	☐; +PR 1KE		24.6238-7023.5 241241	ATE - Halter + eFSB
						24.6238-7047.5 241181	ATE - Halter + eFSB
			→	☐; +PR 1KE		24.6238-7024.5 241242	ATE - Halter + eFSB
						24.6238-7048.5 241182	ATE - Halter + eFSB
			→	☐; +PR 1KJ / 1KY		24.6242-7017.5 241185	ATE - Halter + eFSB
						24.6242-7019.5 241187	ATE - Halter + eFSB
			→	☐; +PR 1KJ / 1KY		24.6242-7018.5 241186	ATE - Halter + eFSB
						24.6242-7020.5 241188	ATE - Halter + eFSB
<b>SEAT - LEON SC (5F5) 01/13→</b>							
 <b>Bremssattel</b>							
1.0 TSI	85	05/15→08/18	←	☐; +PR 1ZF / 1ZH		24.3571-9735.5 240806	ATE - Halter
1.2 TSI	63	01/13→08/18	←	☐; +PR 1ZF / 1ZH		24.3571-9736.5 240807	ATE - Halter
1.2 TSI	77	02/13→04/14	→	☐; +PR 1KD		24.3384-1759.5 240800	TRW - Halter
1.2 TSI	81	05/14→08/18	→	☐; +PR 1KD		24.3384-1760.5 240801	TRW - Halter ALU
1.4 TSI	90	02/13→06/15	→	☐; +PR 1KS		24.3387-1739.5 240918	TRW - Halter
1.4 TSI	92	05/14→08/18	→	☐; +PR 1KS		24.3387-1740.5 240919	TRW - Halter
1.4 TSI	103	02/13→11/16	→	☐; +PR 1KS		24.3387-1739.5 240918	TRW - Halter
1.4 TSI	110	05/14→08/18	→	☐; +PR 1KS		24.3387-1739.5 240918	TRW - Halter
1.6 TDI	66	02/13→08/18	→	☐; +PR 1KS		24.3387-1740.5 240919	TRW - Halter
1.6 TDI	77	02/13→08/18	→	☐; +PR 1KS		24.3387-1740.5 240919	TRW - Halter
1.6 TDI	81	09/13→11/16	→	☐; +PR 1KE		24.6238-7023.5 241241	ATE - Halter + eFSB
1.8 TSI	132	02/13→08/18	→	☐; +PR 1KE		24.6238-7047.5 241181	ATE - Halter + eFSB
2.0 Cupra	195	10/13→11/16	→	☐; +PR 1KE		24.6238-7024.5 241242	ATE - Halter + eFSB
2.0 Cupra	206	10/13→11/16	→	☐; +PR 1KE		24.6238-7024.5 241242	ATE - Halter + eFSB
2.0 Cupra	213	10/15→11/16	→	☐; +PR 1KE		24.6238-7048.5 241182	ATE - Halter + eFSB
2.0 Cupra	221	01/17→08/18	→	☐; +PR 1KJ / 1KY		24.6242-7017.5 241185	ATE - Halter + eFSB
2.0 TDI	105	05/13→	→	☐; +PR 1KJ / 1KY		24.6242-7019.5 241187	ATE - Halter + eFSB
2.0 TDI	110	02/13→	→	☐; +PR 1KJ / 1KY		24.6242-7018.5 241186	ATE - Halter + eFSB
2.0 TDI	135	03/13→	→	☐; +PR 1KJ / 1KY		24.6242-7020.5 241188	ATE - Halter + eFSB
1.6 TDI	85	11/16→08/18	←	☐; 01/17→; +PR 1ZF / 1ZH		24.3571-9735.5 240806	ATE - Halter
			←	☐; 01/17→; +PR 1ZF / 1ZH		24.3571-9736.5 240807	ATE - Halter
			→	☐; 01/17→; +PR 1KD		24.3384-1759.5 240800	TRW - Halter
			→	☐; 01/17→; +PR 1KD		24.3384-1760.5 240801	TRW - Halter ALU
			→	☐; 01/17→; +PR 1KS		24.3387-1739.5 240918	TRW - Halter
			→	☐; 01/17→; +PR 1KS		24.3387-1740.5 240919	TRW - Halter
			→	☐; 01/17→; +PR 1KE		24.6238-7023.5 241241	ATE - Halter + eFSB
						24.6238-7047.5 241181	ATE - Halter + eFSB
			→	☐; 01/17→; +PR 1KE		24.6238-7024.5 241242	ATE - Halter + eFSB
						24.6238-7048.5 241182	ATE - Halter + eFSB
			→	☐; 01/17→; +PR 1KJ / 1KY		24.6242-7017.5 241185	ATE - Halter + eFSB
						24.6242-7019.5 241187	ATE - Halter + eFSB
			→	☐; 01/17→; +PR 1KJ / 1KY		24.6242-7018.5 241186	ATE - Halter + eFSB
						24.6242-7020.5 241188	ATE - Halter + eFSB
<b>SEAT - LEON ST (5F8) 09/12→</b>							
 <b>Bremssattel</b>							
1.0 TSi	63	09/18→	←	☐; +PR 1ZF / 1ZH		24.3571-9735.5 240806	ATE - Halter
1.0 TSI	85	05/15→	←	☐; +PR 1ZF / 1ZH		24.3571-9736.5 240807	ATE - Halter
1.2 TSI	63	11/13→	←	☐; +PR 1ZF / 1ZH		24.3571-9736.5 240807	ATE - Halter
1.2 TSI	77	08/13→	→	☐; +PR 1KD		24.3384-1759.5 240800	TRW - Halter
1.2 TSI	81	05/14→	→	☐; +PR 1KD		24.3384-1760.5 240801	TRW - Halter ALU
1.4 TGI	81	10/13→	→	☐; +PR 1KD		24.3384-1760.5 240801	TRW - Halter ALU
1.4 TSI	90	09/12→	→	☐; +PR 1KS		24.3387-1739.5 240918	TRW - Halter
1.4 TSI	92	05/14→	→	☐; +PR 1KS		24.3387-1739.5 240918	TRW - Halter
1.4 TSI	103	10/13→	→	☐; +PR 1KS		24.3387-1740.5 240919	TRW - Halter
1.4 TSI	110	05/14→	→	☐; +PR 1KS		24.3387-1740.5 240919	TRW - Halter
1.5 TGI	96	10/18→	→	☐; +PR 1KE		24.6238-7023.5 241241	ATE - Halter + eFSB
1.5 TSI	96	09/18→	→	☐; +PR 1KE		24.6238-7047.5 241181	ATE - Halter + eFSB
1.5 TSI	110	09/18→	→	☐; +PR 1KE		24.6238-7047.5 241181	ATE - Halter + eFSB
1.6 TDI	66	11/13→	→	☐; +PR 1KE		24.6238-7024.5 241242	ATE - Halter + eFSB

	kw			 	! #		
<b>SEAT - LEON ST (5F8) 09/12→</b>							
 <b>Bremssattel</b>							
1.6 TDI	77	10/13→	➡	☐; +PR 1KE		24.6238-7048.5 241182	ATE - Halter + eFSB
1.6 TDI	81	09/13→	➡	☐; +PR 1KJ / 1KY		24.6242-7017.5 241185	ATE - Halter + eFSB
1.6 TDI 4Drive	77	04/14→	➡			24.6242-7019.5 241187	ATE - Halter + eFSB
1.6 TDI 4Drive	81	11/14→					
1.6 TDI 4Drive	85	07/18→	➡	☐; +PR 1KJ / 1KY		24.6242-7018.5 241186	ATE - Halter + eFSB
1.8 TSI	132	10/13→				24.6242-7020.5 241188	ATE - Halter + eFSB
1.8 TSI 4Drive	132	11/14→					
2.0 Cupra	195	10/13→					
2.0 Cupra	206	10/13→					
2.0 Cupra	213	10/15→					
2.0 Cupra	221	11/16→					
2.0 Cupra 4Drive	221	11/16→					
2.0 TDI	81	11/13→					
2.0 TDI	105	10/13→					
2.0 TDI	110	10/13→					
2.0 TDI	135	08/13→					
2.0 TDI 4Drive	110	04/14→					
2.0 TDI 4Drive	135	11/14→					
2.0 TSI	140	09/18→					
2.0 TSI 4Drive	140	09/18→					
1.6 TDI	85	11/16→	←	☐; 01/17→; +PR 1ZF / 1ZH		24.3571-9735.5 240806	ATE - Halter
			←	☐; 01/17→; +PR 1ZF / 1ZH		24.3571-9736.5 240807	ATE - Halter
			➡	☐; 01/17→; +PR 1KD		24.3384-1759.5 240800	TRW - Halter
			➡	☐; 01/17→; +PR 1KD		24.3384-1760.5 240801	TRW - Halter ALU
			➡	☐; 01/17→; +PR 1KS		24.3387-1739.5 240918	TRW - Halter
			➡	☐; 01/17→; +PR 1KS		24.3387-1740.5 240919	TRW - Halter
			➡	☐; 01/17→; +PR 1KE		24.6238-7023.5 241241	ATE - Halter + eFSB
			➡	☐; 01/17→; +PR 1KE		24.6238-7047.5 241181	ATE - Halter + eFSB
			➡	☐; 01/17→; +PR 1KE		24.6238-7024.5 241242	ATE - Halter + eFSB
			➡	☐; 01/17→; +PR 1KE		24.6238-7048.5 241182	ATE - Halter + eFSB
			➡	☐; 01/17→; +PR 1KJ / 1KY		24.6242-7017.5 241185	ATE - Halter + eFSB
			➡	☐; 01/17→; +PR 1KJ / 1KY		24.6242-7019.5 241187	ATE - Halter + eFSB
			➡	☐; 01/17→; +PR 1KJ / 1KY		24.6242-7018.5 241186	ATE - Halter + eFSB
			➡	☐; 01/17→; +PR 1KJ / 1KY		24.6242-7020.5 241188	ATE - Halter + eFSB
<b>SEAT - LEON ST Kasten/Kombi (5F8) 01/13→</b>							
 <b>Bremssattel</b>							
1.2 TSI	81	05/14→	←	☐; +PR 1ZF / 1ZH		24.3571-9735.5 240806	ATE - Halter
			←	☐; +PR 1ZF / 1ZH		24.3571-9736.5 240807	ATE - Halter
			➡	☐; +PR 1KD		24.3384-1759.5 240800	TRW - Halter
			➡	☐; +PR 1KD		24.3384-1760.5 240801	TRW - Halter ALU
			➡	☐; +PR 1KS		24.3387-1739.5 240918	TRW - Halter
			➡	☐; +PR 1KS		24.3387-1740.5 240919	TRW - Halter
			➡	☐; +PR 1KE		24.6238-7023.5 241241	ATE - Halter + eFSB
			➡	☐; +PR 1KE		24.6238-7047.5 241181	ATE - Halter + eFSB
			➡	☐; +PR 1KE		24.6238-7024.5 241242	ATE - Halter + eFSB
			➡	☐; +PR 1KE		24.6238-7048.5 241182	ATE - Halter + eFSB
			➡	☐; +PR 1KJ / 1KY		24.6242-7017.5 241185	ATE - Halter + eFSB
			➡	☐; +PR 1KJ / 1KY		24.6242-7019.5 241187	ATE - Halter + eFSB
			➡	☐; +PR 1KJ / 1KY		24.6242-7018.5 241186	ATE - Halter + eFSB
			➡	☐; +PR 1KJ / 1KY		24.6242-7020.5 241188	ATE - Halter + eFSB
<b>SEAT - Mii (KF1, KE1) 10/11→</b>							
 <b>Bremssattel</b>							
1.0	44	10/11→07/19	←	☐; 05/12→		24.3541-9549.5 241023	ATE - Halter
1.0	55	10/11→07/19	←	☐; 05/12→		24.3541-9550.5 241024	ATE - Halter
1.0 EcoFuel electric	50	10/12→07/19	←	☐		24.3541-9549.5 241023	ATE - Halter
	61	01/20→	←	☐		24.3541-9550.5 241024	ATE - Halter
<b>Führungshülzensatz, Bremssattel</b>							
electric	61	01/20→	←		2	11.0101-5407.2 260011	ATE
<b>Führungsbolzen, Bremssattel</b>							
electric ↓	61	01/20→	←		2	11.8171-0008.1 990049	ATE








	kw			 	! #		
<b>SEAT - Mii (KF1, KE1) 10/11→</b>							
 <b>Bremsschlauch</b>							
1.0	44	10/11→07/19	←		2	24.5143-0515.3	331564 L= 515
1.0	55	10/11→07/19					
1.0 EcoFuel	50	10/12→07/19					
electric	61	01/20→					
<b>SEAT - TARRACO (KN2) 09/18→</b>							
 <b>Bremssattel</b>							
1.5 TSI ACT	110	09/18→	←	☐; +PR 1LA / 1LW		24.3601-1727.5	240786 TRW - Halter
2.0 TDI	110	09/18→					
2.0 TDI 4Drive	110	09/18→	←	☐; +PR 1LA / 1LW		24.3601-1728.5	240787 TRW - Halter
2.0 TDI 4Drive	140	09/18→					
2.0 TSI 4Drive	140	11/18→					
<b>SEAT - TOLEDO I (1L2) 01/91→10/99</b>							
 <b>Bremssattel</b>							
1.6 i	54	05/91→03/99	←	☐; 09/96→ 09/98; +PR 1LY / 1ZK		24.3541-1609.5	240039 TRW - Halter
1.6 i	55	01/93→03/99					
1.9 D	47	12/95→03/99	←	☐; 09/96→ 09/98; +PR 1LY / 1ZK		24.3541-1610.5	240040 TRW - Halter
1.9 D	50	05/91→03/99	←	☐; 09/96→ 09/98; +PR 1LD / 1LV		24.3541-1731.5	240061 TRW - Halter
1.9 TD	55	05/91→03/99	←	☐; 09/96→ 09/98; +PR 1LD / 1LV		24.3541-1732.5	240062 TRW - Halter
			→	☐; 09/96→ 09/98; +PR 1KD / 1KK		24.3384-1707.5	240171 TRW - Halter
			→	☐; 09/96→ 09/98; +PR 1KD / 1KK		24.3384-1708.5	240172 TRW - Halter
1.6 i	74	11/96→03/99	←	☐; → 09/98; +PR 1LY / 1ZK		24.3541-1609.5	240039 TRW - Halter
1.9 TDI	81	11/96→03/99	←	☐; → 09/98; +PR 1LY / 1ZK		24.3541-1610.5	240040 TRW - Halter
			←	☐; → 09/98; +PR 1LD / 1LV		24.3541-1731.5	240061 TRW - Halter
			←	☐; → 09/98; +PR 1LD / 1LV		24.3541-1732.5	240062 TRW - Halter
			→	☐; → 09/98; +PR 1KD / 1KK		24.3384-1707.5	240171 TRW - Halter
			→	☐; → 09/98; +PR 1KD / 1KK		24.3384-1708.5	240172 TRW - Halter
1.8 16V	92	05/91→03/99	←	☐; 09/91→ 03/94		24.3541-1609.5	240039 TRW - Halter
1.8 16V	98	05/91→03/99	←	☐; 09/91→ 03/94		24.3541-1610.5	240040 TRW - Halter
			→	☐; 09/91→ 03/94		24.3384-1603.5	240015 TRW - Halter
			→	☐; 09/91→ 03/94		24.3384-1604.5	240016 TRW - Halter
1.8 i	65	05/91→12/96	←	☐; 09/96→; +PR 1LY / 1ZK		24.3541-1609.5	240039 TRW - Halter
1.8 i	66	11/93→12/96	←	☐; 09/96→; +PR 1LY / 1ZK		24.3541-1610.5	240040 TRW - Halter
			←	☐; 09/96→; +PR 1LD / 1LV		24.3541-1731.5	240061 TRW - Halter
			←	☐; 09/96→; +PR 1LD / 1LV		24.3541-1732.5	240062 TRW - Halter
			→	☐; 09/96→; +PR 1KD / 1KK		24.3384-1707.5	240171 TRW - Halter
			→	☐; 09/96→; +PR 1KD / 1KK		24.3384-1708.5	240172 TRW - Halter
1.9 TDI	66	08/95→03/99	←	☐; → 08/96		24.3541-1609.5	240039 TRW - Halter
			←	☐; 09/96→ 09/98; +PR 1LY / 1ZK		24.3541-1609.5	240039 TRW - Halter
			←	☐; → 08/96		24.3541-1610.5	240040 TRW - Halter
			←	☐; 09/96→ 09/98; +PR 1LY / 1ZK		24.3541-1610.5	240040 TRW - Halter
			←	☐; 09/96→ 09/98; +PR 1LD / 1LV		24.3541-1731.5	240061 TRW - Halter
			←	☐; 09/96→ 09/98; +PR 1LD / 1LV		24.3541-1732.5	240062 TRW - Halter
			→	☐; → 08/96		24.3384-1707.5	240171 TRW - Halter
			→	☐; 09/96→ 09/98; +PR 1KD / 1KK		24.3384-1707.5	240171 TRW - Halter
			→	☐; → 08/96		24.3384-1708.5	240172 TRW - Halter
			→	☐; 09/96→ 09/98; +PR 1KD / 1KK		24.3384-1708.5	240172 TRW - Halter
2.0 i	85	05/91→03/99	←	☐; 09/96→ 09/98; +PR 1LY / 1ZK		24.3541-1609.5	240039 TRW - Halter
			←	☐; 09/91→ 08/96		24.3541-1609.5	240039 TRW - Halter
			←	☐; 09/96→ 09/98; +PR 1LY / 1ZK		24.3541-1610.5	240040 TRW - Halter
			←	☐; 09/91→ 08/96		24.3541-1610.5	240040 TRW - Halter
			←	☐; 09/96→ 09/98; +PR 1LD / 1LV		24.3541-1731.5	240061 TRW - Halter
			←	☐; 09/96→ 09/98; +PR 1LD / 1LV		24.3541-1732.5	240062 TRW - Halter
			→	☐; 09/91→; → 1L-ZD328000		24.3384-1603.5	240015 TRW - Halter
			→	☐; 09/91→; → 1L-ZD328000		24.3384-1604.5	240016 TRW - Halter
			→	☐; 09/96→ 09/98; +PR 1KD / 1KK		24.3384-1707.5	240171 TRW - Halter




























	kw			 	! #		
<b>SEAT - TOLEDO I (1L2) 01/91→10/99</b>							
 <b>Bremssattel</b>							
2.0 i	85	05/91→03/99	➡	☐; → 08/96; 1L-ZD328001→	24.3384-1707.5	240171	TRW - Halter
			➡	☐; → 08/96; 1L-ZD328001→	24.3384-1708.5	240172	TRW - Halter
			➡	☐; 09/96→ 09/98; +PR 1KD / 1KK	24.3384-1708.5	240172	TRW - Halter
2.0 i 16V	110	11/93→03/99	←	☐; 09/96→ 09/98; +PR 1LY / 1ZK	24.3541-1609.5	240039	TRW - Halter
			←	☐; 09/96→ 09/98; +PR 1LY / 1ZK	24.3541-1610.5	240040	TRW - Halter
			←	☐; 09/96→ 09/98; +PR 1LD / 1LV	24.3541-1731.5	240061	TRW - Halter
			←	☐; 03/94→ 08/96	24.3541-1731.5	240061	TRW - Halter
			←	☐; 03/94→ 08/96	24.3541-1732.5	240062	TRW - Halter
			←	☐; 09/96→ 09/98; +PR 1LD / 1LV	24.3541-1732.5	240062	TRW - Halter
			➡	☐; 09/96→ 09/98; +PR 1KD / 1KK	24.3384-1707.5	240171	TRW - Halter
			➡	☐; 03/94→ 08/96	24.3384-1707.5	240171	TRW - Halter
			➡	☐; 03/94→ 08/96	24.3384-1708.5	240172	TRW - Halter
			➡	☐; 09/96→ 09/98; +PR 1KD / 1KK	24.3384-1708.5	240172	TRW - Halter
<b>Führungshülzensatz, Bremssattel</b>							
1.6 i 1.9 D 1.9 TD	54 50 55	05/91→03/99	←	09/96→ 09/98; +PR 1LG / 1LK / 1LM	11.0101-4801.2	260006	ATE
			←	09/91→ 08/96	24.0102-4801.2	260085	ATE
			←	09/96→ 09/98; +PR 1LD / 1LV	11.0101-4801.2	260006	ATE
			←	09/96→ 09/98; +PR 1LD / 1LV	24.0102-4801.2	260085	ATE
			←	09/96→ 09/98; +PR 1LY / 1ZK	11.0101-5403.2	260010	TRW
1.6 i 1.9 D	55 47	01/93→03/99 12/95→03/99	←	09/96→ 09/98; +PR 1LG / 1LK / 1LM	11.0101-4801.2	260006	ATE
			←	→ 08/96	24.0102-4801.2	260085	ATE
			←	09/96→ 09/98; +PR 1LD / 1LV	11.0101-4801.2	260006	ATE
			←	09/96→ 09/98; +PR 1LD / 1LV	24.0102-4801.2	260085	ATE
			←	09/96→ 09/98; +PR 1LY / 1ZK	11.0101-5403.2	260010	TRW
1.6 i 1.9 TDI	74 81	11/96→03/99 11/96→03/99	←	→ 09/98; +PR 1LG / 1LK / 1LM	11.0101-4801.2	260006	ATE
			←	→ 09/98; +PR 1LD / 1LV	24.0102-4801.2	260085	ATE
			←	→ 09/98; +PR 1LY / 1ZK	11.0101-5403.2	260010	TRW
1.8 16V 1.8 16V	92 98	05/91→03/99 05/91→03/99	←	09/91→ 03/94	11.0101-5403.2	260010	TRW
			←	09/91→ 03/94	11.0101-5403.2	260010	TRW
1.8 i	65	05/91→12/96	←	09/96→; +PR 1LG / 1LK / 1LM	11.0101-4801.2	260006	ATE
			←	09/91→ 08/96	24.0102-4801.2	260085	ATE
			←	09/96→; +PR 1LD / 1LV	11.0101-4801.2	260006	ATE
			←	09/96→; +PR 1LD / 1LV	24.0102-4801.2	260085	ATE
1.8 i	66	11/93→12/96	←	→ 08/96	11.0101-5403.2	260010	TRW
			←	→ 08/96	11.0101-4801.2	260006	ATE
			←	09/96→; +PR 1LG / 1LK / 1LM	24.0102-4801.2	260085	ATE
			←	09/96→; +PR 1LG / 1LK / 1LM	11.0101-4801.2	260006	ATE
			←	09/96→; +PR 1LY / 1ZK	24.0102-4801.2	260085	ATE
1.9 TDI	66	08/95→03/99	←	09/96→ 09/98; +PR 1LY / 1ZK	11.0101-5403.2	260010	TRW
			←	09/96→ 09/98; +PR 1LD / 1LV	11.0101-5403.2	260010	TRW
			←	09/96→ 09/98; +PR 1LD / 1LV	11.0101-5403.2	260010	TRW
			←	09/96→ 09/98; +PR 1LD / 1LV	11.0101-5403.2	260010	TRW
			➡	→ 08/96	11.0101-5403.2	260010	TRW
2.0 i	85	05/91→03/99	←	09/96→ 09/98; +PR 1LG / 1LK / 1LM	11.0101-4801.2	260006	ATE
			←	09/96→ 09/98; +PR 1LG / 1LK / 1LM	24.0102-4801.2	260085	ATE
			←	09/96→ 09/98; +PR 1LY / 1ZK	11.0101-5403.2	260010	TRW
			←	09/96→ 09/98; +PR 1LD / 1LV	11.0101-5403.2	260010	TRW
			←	09/91→ 08/96	11.0101-5403.2	260010	TRW
➡	→ 08/96; 1L-ZD328001→	11.0101-5403.2	260010	TRW			
↓							



















	kW			 	! #			
<b>SEAT - TOLEDO I (1L2) 01/91→10/99</b>								
<b>Führungshülzensatz, Bremssattel</b>								
2.0 i 16V	110	11/93→03/99	←	09/96→ 09/98; +PR 1LG / 1LK / 1LM	11.0101-4801.2	260006	ATE	
					24.0102-4801.2	260085	ATE	
			←	09/96→ 09/98; +PR 1LY / 1ZK	11.0101-5403.2	260010	TRW	
			←	03/94→ 08/96	11.0101-5403.2	260010	TRW	
			←	09/96→ 09/98; +PR 1LD / 1LV	11.0101-5403.2	260010	TRW	
		→	03/94→ 08/96	11.0101-5403.2	260010	TRW		
<b>Dichtungssatz, Bremssattel</b>								
1.6 i	54	05/91→03/99		09/96→ 09/98; +PR 1LG / 1LK / 1LM	11.0441-4808.2	250022	ATE	
1.9 D	50	05/91→03/99	←	09/91→ 08/96	11.0441-4808.2	250022	ATE	
1.9 TD	55	05/91→03/99						
1.6 i	55	01/93→03/99		09/96→ 09/98; +PR 1LG / 1LK / 1LM	11.0441-4808.2	250022	ATE	
		1.9 D	47	12/95→03/99	←	→ 08/96	11.0441-4808.2	ATE
1.6 i	74	11/96→03/99		→ 09/98; +PR 1LG / 1LK / 1LM	11.0441-4808.2	250022	ATE	
		1.9 TDI	81	11/96→03/99				
1.8 i	65	05/91→12/96		09/96→; +PR 1LG / 1LK / 1LM	11.0441-4808.2	250022	ATE	
			←	09/91→ 08/96	11.0441-4808.2	250022	ATE	
1.8 i	66	11/93→12/96		09/96→; +PR 1LG / 1LK / 1LM	11.0441-4808.2	250022	ATE	
			←	→ 08/96	11.0441-4808.2	250022	ATE	
1.9 TDI	66	08/95→03/99		09/96→ 09/98; +PR 1LG / 1LK / 1LM	11.0441-4808.2	250022	ATE	
2.0 i	85	05/91→03/99						
2.0 i 16V	110	11/93→03/99						
<b>Zubehörsatz, Bremssattel</b>								
1.6 i	54	05/91→03/99	→	09/96→ 09/98; +PR 1KD / 1KK	24.0101-3601.2	260044	TRW	
1.6 i	55	01/93→03/99						
1.9 D	47	12/95→03/99						
1.9 D	50	05/91→03/99						
1.9 TD	55	05/91→03/99						
1.6 i	74	11/96→03/99	→	→ 09/98; +PR 1KD / 1KK	24.0101-3601.2	260044	TRW	
		1.9 TDI	81	11/96→03/99				
1.8 16V	92	05/91→03/99	→	09/91→ 03/94	24.0101-3601.2	260044	TRW	
		1.8 16V	98	05/91→03/99				
1.8 i	65	05/91→12/96	→	09/96→; +PR 1KD / 1KK	24.0101-3601.2	260044	TRW	
		1.8 i	66	11/93→12/96				
1.9 TDI	66	08/95→03/99	→	09/96→ 09/98; +PR 1KD / 1KK	24.0101-3601.2	260044	TRW	
			→	→ 08/96	24.0101-3601.2	260044	TRW	
2.0 i	85	05/91→03/99	→	09/96→ 09/98; +PR 1KD / 1KK	24.0101-3601.2	260044	TRW	
			→	→ 08/96; 1L-ZD328001→	24.0101-3601.2	260044	TRW	
			→	09/91→; → 1L-ZD328000	24.0101-3601.2	260044	TRW	
2.0 i 16V	110	11/93→03/99	→	09/96→ 09/98; +PR 1KD / 1KK	24.0101-3601.2	260044	TRW	
			→	03/94→ 08/96	24.0101-3601.2	260044	TRW	
<b>Bremsschlauch</b>								
1.6 i	54	05/91→03/99	←	09/91→; → 1L-ZD342000	2	24.5170-0315.3	331309	L= 315
			←	→ 09/98; 1L-ZD342001→	2	83.6113-0321.3	330621	L= 320
			→	09/91→ 09/98	2	24.5201-0164.3	331414	L= 164
1.6 i	55	01/93→03/99	←	→ 1L-ZD342000	2	24.5170-0315.3	331309	L= 315
			←	→ 09/98; 1L-ZD342001→	2	83.6113-0321.3	330621	L= 320
			→	→ 09/98	2	24.5201-0164.3	331414	L= 164
1.9 D	47	12/95→03/99	←	→ 03/94; 1L-ZD342001→	2	83.6113-0321.3	330621	L= 320
			←	09/91→; → 1L-ZD342000	2	83.6225-0287.3	330735	L= 285
			→	09/91→ 03/94	2	24.5170-0161.3	331308	L= 161
1.8 i	65	05/91→12/96	←	09/91→; → 1L-ZD342000	2	24.5170-0315.3	331309	L= 315
			←	1L-ZD342001→	2	83.6113-0321.3	330621	L= 320
			→	09/91→	2	24.5201-0164.3	331414	L= 164
1.8 i	66	11/93→12/96	←	→ 1L-ZD342000	2	24.5170-0315.3	331309	L= 315
			←	1L-ZD342001→	2	83.6113-0321.3	330621	L= 320
			→		2	24.5201-0164.3	331414	L= 164
2.0 i	85	05/91→03/99	←	→ 09/98; 1L-ZD342001→	2	83.6113-0321.3	330621	L= 320
			←	09/91→; → 1L-ZD342000	2	83.6225-0287.3	330735	L= 285
↓								

	kw			 	! #		
<b>SEAT - TOLEDO I (1L2) 01/91→10/99</b>							
 <b>Bremsschlauch</b>							
2.0 i	85	05/91→03/99	➔	09/91→ 09/98	2	24.5170-0161.3 331308	L= 161
2.0 i 16V	110	11/93→03/99	➔	→ 09/98; 1L-ZD342001→	2	83.6113-0321.3 330621	L= 320
			➔	03/94→; → 1L-ZD342000	2	83.6225-0287.3 330735	L= 285
			➔	03/94→ 09/98	2	24.5170-0161.3 331308	L= 161
<b>SEAT - TOLEDO II (1M2) 10/98→05/06</b>							
 <b>Bremssattel</b>							
1.4 16V	55	01/00→05/02	➔	☐; +PR 1LJ / 1ZQ		11.9541-9595.2 220501	ATE - Halter
			➔	☐; +PR 1LJ / 1ZQ		11.9541-9596.2 220502	ATE - Halter
			➔	☐; +PR 1LN / 1LE / 1ZE / 1ZH		24.3541-8523.5 240551	ATE - Halter
			➔	☐; +PR 1LN / 1LE / 1ZE / 1ZH		24.3541-8524.5 240552	ATE - Halter
			➔	☐; +PR 1LQ / 1LR / 1LS		24.3541-9549.5 241023	ATE - Halter
			➔	☐; +PR 1LQ / 1LR / 1LS		24.3541-9550.5 241024	ATE - Halter
			➔	☐; → 1M-Y-006500; +PR 1KP		24.3384-1723.5 240842	TRW - Halter
			➔	☐; → 1M-Y-006500; +PR 1KP		24.3384-1724.5 240843	TRW - Halter
			➔	☐; 1M-Y-006501→; +PR 1KK / 1KQ		24.3384-1729.5 240816	TRW - Halter
			➔	☐; 1M-Y-006501→; +PR 1KK / 1KQ		24.3384-1730.5 240817	TRW - Halter
			➔	☐; +PR 1KY / 2EE		24.3384-1745.5 240848	TRW - Halter
			➔	☐; +PR 1KY / 2EE		24.3384-1746.5 240849	TRW - Halter
			➔	☐; 1M-Y-006501→; +PR 1KP		24.3414-1705.5 240832	TRW - Halter
			➔	☐; 1M-Y-006501→; +PR 1KP		24.3414-1706.5 240833	TRW - Halter
1.6 1.8 20V 1.9 TDI 2.3 V5 2.3 V5 20V	74 92 110 110 125	10/98→07/04 10/98→07/04 10/00→07/04 10/98→11/00 09/00→11/03	➔	☐; +PR 1LJ / 1ZQ		11.9541-9595.2 220501	ATE - Halter
			➔	☐; +PR 1LJ / 1ZQ		11.9541-9596.2 220502	ATE - Halter
			➔	☐; +PR 1LN / 1LE / 1ZE / 1ZH		24.3541-8523.5 240551	ATE - Halter
			➔	☐; +PR 1LN / 1LE / 1ZE / 1ZH		24.3541-8524.5 240552	ATE - Halter
			➔	☐; +PR 1LQ / 1LR / 1LS		24.3541-9549.5 241023	ATE - Halter
			➔	☐; +PR 1LQ / 1LR / 1LS		24.3541-9550.5 241024	ATE - Halter
			➔	☐; 1M-Y-006501→; +PR 1KK / 1KQ		24.3384-1729.5 240816	TRW - Halter
			➔	☐; 1M-Y-006501→; +PR 1KK / 1KQ		24.3384-1730.5 240817	TRW - Halter
			➔	☐; +PR 1KY / 2EE		24.3384-1745.5 240848	TRW - Halter
			➔	☐; +PR 1KY / 2EE		24.3384-1746.5 240849	TRW - Halter
			➔	☐; → 1M-Y-006500; +PR 1KP		24.3414-1703.5 240830	TRW - Halter
			➔	☐; → 1M-Y-006500; +PR 1KP		24.3414-1704.5 240831	TRW - Halter
			➔	☐; 1M-Y-006501→; +PR 1KP		24.3414-1705.5 240832	TRW - Halter
			➔	☐; 1M-Y-006501→; +PR 1KP		24.3414-1706.5 240833	TRW - Halter
1.6 16V 1.9 TDI	77 96	06/00→05/06 05/03→05/06	➔	☐; → 09/04; +PR 1LJ / 1ZQ		11.9541-9595.2 220501	ATE - Halter
			➔	☐; → 09/04; +PR 1LJ / 1ZQ		11.9541-9596.2 220502	ATE - Halter
			➔	☐; → 09/04; +PR 1LN / 1LE / 1ZE / 1ZH		24.3541-8523.5 240551	ATE - Halter
			➔	☐; → 09/04; +PR 1LN / 1LE / 1ZE / 1ZH		24.3541-8524.5 240552	ATE - Halter
			➔	☐; → 09/04; +PR 1LQ / 1LR / 1LS		24.3541-9549.5 241023	ATE - Halter
			➔	☐; → 09/04; +PR 1LQ / 1LR / 1LS		24.3541-9550.5 241024	ATE - Halter
			➔	☐; 1M-Y-006501→; → 09/04; +PR 1KK / 1KQ		24.3384-1729.5 240816	TRW - Halter
			➔	☐; 1M-Y-006501→; → 09/04; +PR 1KK / 1KQ		24.3384-1730.5 240817	TRW - Halter
			➔	☐; → 09/04; +PR 1KY / 2EE		24.3384-1745.5 240848	TRW - Halter
			➔	☐; → 09/04; +PR 1KY / 2EE		24.3384-1746.5 240849	TRW - Halter
			➔	☐; → 1M-Y-006500; +PR 1KP		24.3414-1703.5 240830	TRW - Halter
			➔	☐; → 1M-Y-006500; +PR 1KP		24.3414-1704.5 240831	TRW - Halter
			➔	☐; 1M-Y-006501→; → 09/04; +PR 1KP		24.3414-1705.5 240832	TRW - Halter
			➔	☐; 1M-Y-006501→; → 09/04; +PR 1KP		24.3414-1706.5 240833	TRW - Halter
1.8 20VT	132	09/00→07/04	➔	☐; 05/01→; +PR 1LJ / 1ZQ		11.9541-9595.2 220501	ATE - Halter
			➔	☐; 05/01→; +PR 1LJ / 1ZQ		11.9541-9596.2 220502	ATE - Halter
			➔	☐; 05/01→; +PR 1LN / 1LE / 1ZE / 1ZH		24.3541-8523.5 240551	ATE - Halter
↓							








	kw			 	! #			
<b>SEAT - TOLEDO II (1M2) 10/98→05/06</b>								
<b>Bremssattel</b>								
1.8 20VT	132	09/00→07/04	←	☐; 05/01→; +PR 1LN / 1LE / 1ZE / 1ZH	24.3541-8524.5	240552	ATE - Halter	
			←	☐; 05/01→; +PR 1LQ / 1LR / 1LS	24.3541-9549.5	241023	ATE - Halter	
			←	☐; 05/01→; +PR 1LQ / 1LR / 1LS	24.3541-9550.5	241024	ATE - Halter	
			→	☐; 1M-Y-006501→; +PR 1KK / 1KQ	24.3384-1729.5	240816	TRW - Halter	
			→	☐; 1M-Y-006501→; +PR 1KK / 1KQ	24.3384-1730.5	240817	TRW - Halter	
			→	☐; 05/01→; +PR 1KY / 2EE	24.3384-1745.5	240848	TRW - Halter	
			→	☐; 05/01→; +PR 1KY / 2EE	24.3384-1746.5	240849	TRW - Halter	
			→	☐; 05/01→; → 1M-Y-006500; +PR 1KP	24.3414-1703.5	240830	TRW - Halter	
			→	☐; 05/01→; → 1M-Y-006500; +PR 1KP	24.3414-1704.5	240831	TRW - Halter	
			→	☐; 1M-Y-006501→; +PR 1KP	24.3414-1705.5	240832	TRW - Halter	
			→	☐; 1M-Y-006501→; +PR 1KP	24.3414-1706.5	240833	TRW - Halter	
1.9 TDI	66	03/99→07/04	←	☐; 04/99→; +PR 1ZQ	11.9541-9595.2	220501	ATE - Halter	
			←	☐; 04/99→; +PR 1ZQ	11.9541-9596.2	220502	ATE - Halter	
			←	☐; 04/99→; +PR 1LN / 1LE / 1ZE / 1ZH	24.3541-8523.5	240551	ATE - Halter	
			←	☐; 04/99→; +PR 1LN / 1LE / 1ZE / 1ZH	24.3541-8524.5	240552	ATE - Halter	
			←	☐; +PR 1LQ / 1LR / 1LS	24.3541-9549.5	241023	ATE - Halter	
			←	☐; +PR 1LQ / 1LR / 1LS	24.3541-9550.5	241024	ATE - Halter	
			→	☐; 1M-Y-006501→; +PR 1KK / 1KQ	24.3384-1729.5	240816	TRW - Halter	
			→	☐; 1M-Y-006501→; +PR 1KK / 1KQ	24.3384-1730.5	240817	TRW - Halter	
			→	☐; 04/99→; +PR 1KY / 2EE	24.3384-1745.5	240848	TRW - Halter	
			→	☐; 04/99→; +PR 1KY / 2EE	24.3384-1746.5	240849	TRW - Halter	
			→	☐; → 1M-Y-006500; +PR 1KP	24.3414-1703.5	240830	TRW - Halter	
			→	☐; → 1M-Y-006500; +PR 1KP	24.3414-1704.5	240831	TRW - Halter	
			→	☐; 1M-Y-006501→; +PR 1KP	24.3414-1705.5	240832	TRW - Halter	
→	☐; 1M-Y-006501→; +PR 1KP	24.3414-1706.5	240833	TRW - Halter				
1.9 TDI	81	10/98→07/04	←	☐; +PR 1ZQ	11.9541-9595.2	220501	ATE - Halter	
			←	☐; +PR 1ZQ	11.9541-9596.2	220502	ATE - Halter	
			←	☐; +PR 1LN / 1LE / 1ZE / 1ZH	24.3541-8523.5	240551	ATE - Halter	
			←	☐; +PR 1LN / 1LE / 1ZE / 1ZH	24.3541-8524.5	240552	ATE - Halter	
			←	☐; +PR 1LQ / 1LR / 1LS	24.3541-9549.5	241023	ATE - Halter	
			←	☐; +PR 1LQ / 1LR / 1LS	24.3541-9550.5	241024	ATE - Halter	
			→	☐; 1M-Y-006501→; +PR 1KK / 1KQ	24.3384-1729.5	240816	TRW - Halter	
			→	☐; 1M-Y-006501→; +PR 1KK / 1KQ	24.3384-1730.5	240817	TRW - Halter	
			→	☐; +PR 1KY / 2EE	24.3384-1745.5	240848	TRW - Halter	
			→	☐; +PR 1KY / 2EE	24.3384-1746.5	240849	TRW - Halter	
			→	☐; → 1M-Y-006500; +PR 1KP	24.3414-1703.5	240830	TRW - Halter	
			→	☐; → 1M-Y-006500; +PR 1KP	24.3414-1704.5	240831	TRW - Halter	
			→	☐; 1M-Y-006501→; +PR 1KP	24.3414-1705.5	240832	TRW - Halter	
→	☐; 1M-Y-006501→; +PR 1KP	24.3414-1706.5	240833	TRW - Halter				
<b>Halter, Bremssattel</b>								
1.4 16V	55	01/00→05/02	←	+PR 1LJ / 1ZQ	2	11.0230-0451.1	260130	ATE
1.6	74	10/98→07/04	←	+PR 1LN / 1LE / 1ZE / 1ZH	2	11.8170-0306.1	260102	ATE
1.8 20V	92	10/98→07/04						
1.9 TDI	110	10/00→07/04						
2.3 V5	110	10/98→11/00						
2.3 V5 20V	125	09/00→11/03						
1.6 16V	77	06/00→05/06	←	→ 09/04; +PR 1LJ / 1ZQ	2	11.0230-0451.1	260130	ATE
1.9 TDI	96	05/03→05/06	←	→ 09/04; +PR 1LN / 1LE / 1ZE / 1ZH	2	11.8170-0306.1	260102	ATE
1.8 20VT	132	09/00→07/04	←	05/01→; +PR 1LJ / 1ZQ	2	11.0230-0451.1	260130	ATE
			←	05/01→; +PR 1LN / 1LE / 1ZE / 1ZH	2	11.8170-0306.1	260102	ATE
1.9 TDI	66	03/99→07/04	←	04/99→; +PR 1ZQ	2	11.0230-0451.1	260130	ATE
			←	04/99→; +PR 1LN / 1LE / 1ZE / 1ZH	2	11.8170-0306.1	260102	ATE
1.9 TDI	81	10/98→07/04	←	+PR 1ZQ	2	11.0230-0451.1	260130	ATE
			←	+PR 1LN / 1LE / 1ZE / 1ZH	2	11.8170-0306.1	260102	ATE
↓								









	kw			 	! #		
<b>SEAT - TOLEDO II (1M2) 10/98→05/06</b>							
<b>Feder, Bremssattel</b>							
1.4 16V	55	01/00→05/02		+PR 1LN / 1LE / 1ZE / 1ZH	2	11.8116-0143.1 390513	ATE
1.6	74	10/98→07/04					
1.8 20V	92	10/98→07/04		+PR 1LJ / 1ZQ	2	11.8116-0143.1 390513	ATE
1.9 TDI	110	10/00→07/04					
2.3 V5	110	10/98→11/00					
2.3 V5 20V	125	09/00→11/03					
1.6 16V	77	06/00→05/06		→ 09/04; +PR 1LJ / 1ZQ	2	11.8116-0143.1 390513	ATE
1.9 TDI	96	05/03→05/06		→ 09/04; +PR 1LN / 1LE / 1ZE / 1ZH	2	11.8116-0143.1 390513	ATE
1.8 20VT	132	09/00→07/04		05/01→; +PR 1LJ / 1ZQ	2	11.8116-0143.1 390513	ATE
				05/01→; +PR 1LN / 1LE / 1ZE / 1ZH	2	11.8116-0143.1 390513	ATE
1.9 TDI	66	03/99→07/04		04/99→; +PR 1LN / 1LE / 1ZE / 1ZH	2	11.8116-0143.1 390513	ATE
				04/99→; +PR 1ZQ	2	11.8116-0143.1 390513	ATE
1.9 TDI	81	10/98→07/04		+PR 1ZQ	2	11.8116-0143.1 390513	ATE
				+PR 1LN / 1LE / 1ZE / 1ZH	2	11.8116-0143.1 390513	ATE
<b>Führungshülzensatz, Bremssattel</b>							
1.4 16V	55	01/00→05/02	←	+PR 1LN / 1LE / 1ZE / 1ZH		11.0101-5409.2 260035	ATE
1.6	74	10/98→07/04	←				
1.8 20V	92	10/98→07/04	←	+PR 1LJ / 1ZQ		11.0101-5409.2 260035	ATE
1.9 TDI	110	10/00→07/04	←				
2.3 V5	110	10/98→11/00	←	+PR 1LQ / 1LR / 1LS		11.0101-5409.2 260035	ATE
2.3 V5 20V	125	09/00→11/03	←				
1.6 16V	77	06/00→05/06	←	→ 09/04; +PR 1LQ / 1LR / 1LS		11.0101-5409.2 260035	ATE
1.9 TDI	96	05/03→05/06	←	→ 09/04; +PR 1LN / 1LE / 1ZE / 1ZH		11.0101-5409.2 260035	ATE
			←	→ 09/04; +PR 1LJ / 1ZQ		11.0101-5409.2 260035	ATE
1.8 20VT	132	09/00→07/04	←	05/01→; +PR 1LN / 1LE / 1ZE / 1ZH		11.0101-5409.2 260035	ATE
			←	05/01→; +PR 1LJ / 1ZQ		11.0101-5409.2 260035	ATE
			←	05/01→; +PR 1LQ / 1LR / 1LS		11.0101-5409.2 260035	ATE
1.9 TDI	66	03/99→07/04	←	04/99→; +PR 1ZQ		11.0101-5409.2 260035	ATE
			←	+PR 1LQ / 1LR / 1LS		11.0101-5409.2 260035	ATE
			←	04/99→; +PR 1LN / 1LE / 1ZE / 1ZH		11.0101-5409.2 260035	ATE
1.9 TDI	81	10/98→07/04	←	+PR 1LN / 1LE / 1ZE / 1ZH		11.0101-5409.2 260035	ATE
			←	+PR 1LQ / 1LR / 1LS		11.0101-5409.2 260035	ATE
			←	+PR 1ZQ		11.0101-5409.2 260035	ATE
<b>Führungsbolzen, Bremssattel</b>							
1.4 16V	55	01/00→05/02		+PR 1LJ / 1ZQ	2	11.8171-0008.1 990049	ATE
1.6	74	10/98→07/04					
1.8 20V	92	10/98→07/04	←	+PR 1LN / 1LE / 1ZE / 1ZH	2	11.8171-0008.1 990049	ATE
1.9 TDI	110	10/00→07/04					
2.3 V5	110	10/98→11/00					
2.3 V5 20V	125	09/00→11/03					
1.6 16V	77	06/00→05/06		→ 09/04; +PR 1LJ / 1ZQ	2	11.8171-0008.1 990049	ATE
1.9 TDI	96	05/03→05/06	←	→ 09/04; +PR 1LN / 1LE / 1ZE / 1ZH	2	11.8171-0008.1 990049	ATE
1.8 20VT	132	09/00→07/04		05/01→; +PR 1LJ / 1ZQ	2	11.8171-0008.1 990049	ATE
			←	05/01→; +PR 1LN / 1LE / 1ZE / 1ZH	2	11.8171-0008.1 990049	ATE
1.9 TDI	66	03/99→07/04		04/99→; +PR 1ZQ	2	11.8171-0008.1 990049	ATE
			←	04/99→; +PR 1LN / 1LE / 1ZE / 1ZH	2	11.8171-0008.1 990049	ATE
1.9 TDI	81	10/98→07/04		+PR 1ZQ	2	11.8171-0008.1 990049	ATE
			←	+PR 1LN / 1LE / 1ZE / 1ZH	2	11.8171-0008.1 990049	ATE
<b>Dichtungssatz, Bremssattel</b>							
1.4 16V	55	01/00→05/02		+PR 1LJ / 1ZQ		11.0441-5409.2 250031	ATE
1.6	74	10/98→07/04	←				
1.8 20V	92	10/98→07/04	←	+PR 1LN / 1LE / 1ZE / 1ZH		11.0441-5409.2 250031	ATE
1.9 TDI	110	10/00→07/04					
2.3 V5	110	10/98→11/00					
2.3 V5 20V	125	09/00→11/03					
1.6 16V	77	06/00→05/06		→ 09/04; +PR 1LJ / 1ZQ		11.0441-5409.2 250031	ATE
1.9 TDI	96	05/03→05/06	←	→ 09/04; +PR 1LN / 1LE / 1ZE / 1ZH		11.0441-5409.2 250031	ATE
1.8 20VT	132	09/00→07/04		05/01→; +PR 1LJ / 1ZQ		11.0441-5409.2 250031	ATE
			←	05/01→; +PR 1LN / 1LE / 1ZE / 1ZH		11.0441-5409.2 250031	ATE
1.9 TDI	66	03/99→07/04		04/99→; +PR 1ZQ		11.0441-5409.2 250031	ATE
			←	04/99→; +PR 1LN / 1LE / 1ZE / 1ZH		11.0441-5409.2 250031	ATE
1.9 TDI	81	10/98→07/04		+PR 1ZQ		11.0441-5409.2 250031	ATE
↓							

	kw			 	! #		
<b>SEAT - TOLEDO II (1M2) 10/98→05/06</b>							
<b>Dichtungssatz, Bremsattel</b>							
1.9 TDI	81	10/98→07/04	←	+PR 1LN / 1LE / 1ZE / 1ZH		11.0441-5409.2 250031	ATE
<b>Bremsschlauch</b>							
1.4 16V	55	01/00→05/02	←		2	24.5143-0439.3 331411	L= 439
1.6	74	10/98→07/04	→	☐ / am Bremsattel		24.1253-0010.3 331066	L= 233 mit Rohrleitung
1.8 20V	92	10/98→07/04	→	☐ / am Bremsattel		24.1253-0020.3 331067	L= 233 mit Rohrleitung
1.9 TDI	66	03/99→07/04	→	☐ / am Bremsattel		24.1253-0020.3 331067	L= 233 mit Rohrleitung
1.9 TDI	81	10/98→07/04	→		2	83.7858-0140.3 330837	L= 140
1.9 TDI	110	10/00→07/04	→				
2.3 V5	110	10/98→11/00	→				
2.3 V5 20V	125	09/00→11/03	→				
1.6 16V	77	06/00→05/06	←	→ 09/04	2	24.5143-0439.3 331411	L= 439
1.9 TDI	96	05/03→05/06	→	☐ / am Bremsattel; → 09/04		24.1253-0010.3 331066	L= 233 mit Rohrleitung
			→	☐ / am Bremsattel; → 09/04		24.1253-0020.3 331067	L= 233 mit Rohrleitung
			→	→ 09/04	2	83.7858-0140.3 330837	L= 140
1.8 20VT	132	09/00→07/04	←	05/01→	2	24.5143-0439.3 331411	L= 439
			→	☐ / am Bremsattel; 05/01→		24.1253-0010.3 331066	L= 233 mit Rohrleitung
			→	☐ / am Bremsattel; 05/01→		24.1253-0020.3 331067	L= 233 mit Rohrleitung
			→	05/01→	2	83.7858-0140.3 330837	L= 140
<b>SEAT - TOLEDO III (5P2) 04/04→05/09</b>							
<b>Bremsattel</b>							
1.4 16V	63	05/06→05/09	←	☐; → 03/09; +PR 1ZF		24.3541-9549.5 241023	ATE - Halter
1.4 TSI	92	11/07→05/09	←	☐; → 03/09; +PR 1ZF		24.3541-9550.5 241024	ATE - Halter
1.6	75	10/04→05/09	←	☐; → 03/09; +PR 1ZE		24.3541-9553.5 241025	ATE - Halter
1.8 TFSI	118	01/07→05/09	←	☐; → 03/09; +PR 1ZE		24.3541-9554.5 241026	ATE - Halter
1.9 TDI	77	10/04→05/09	←	☐; → 03/09; +PR 1ZE		24.3541-9554.5 241026	ATE - Halter
2.0 FSI	110	10/04→05/09	←	☐; → 03/09; +PR 1ZE		24.3541-9554.5 241026	ATE - Halter
2.0 TDI	103	11/05→05/09	→	☐; → 03/09; +PR 1KD		24.3384-1755.5 240886	TRW - Halter
2.0 TDI	125	01/06→05/09	→	☐; → 03/09; +PR 1KD		24.3384-1756.5 240887	TRW - Halter
2.0 TFSI	147	11/05→05/09	→	☐; → 03/09; +PR 1KJ		24.3387-1717.5 240872	TRW - Halter
			→	☐; → 03/09; +PR 1KJ		24.3387-1718.5 240873	TRW - Halter
			→	☐; → 03/09; +PR 1KF / 1KZ		24.3414-1709.5 240834	TRW - Halter
			→	☐; → 03/09; +PR 1KF / 1KZ		24.3414-1710.5 240835	TRW - Halter
2.0 TDI	100	09/04→05/09	←	☐; 10/04→ 03/09; +PR 1ZF		24.3541-9549.5 241023	ATE - Halter
2.0 TDI 16V	103	04/04→05/09	←	☐; 10/04→ 03/09; +PR 1ZF		24.3541-9550.5 241024	ATE - Halter
			←	☐; 10/04→ 03/09; +PR 1ZE		24.3541-9553.5 241025	ATE - Halter
			←	☐; 10/04→ 03/09; +PR 1ZE		24.3541-9554.5 241026	ATE - Halter
			→	☐; 10/04→ 03/09; +PR 1KD		24.3384-1755.5 240886	TRW - Halter
			→	☐; 10/04→ 03/09; +PR 1KD		24.3384-1756.5 240887	TRW - Halter
			→	☐; 10/04→ 03/09; +PR 1KJ		24.3387-1717.5 240872	TRW - Halter
			→	☐; 10/04→ 03/09; +PR 1KJ		24.3387-1718.5 240873	TRW - Halter
			→	☐; 10/04→ 03/09; +PR 1KF / 1KZ		24.3414-1709.5 240834	TRW - Halter
			→	☐; 10/04→ 03/09; +PR 1KF / 1KZ		24.3414-1710.5 240835	TRW - Halter
<b>Feder, Bremsattel</b>							
1.4 16V	63	05/06→05/09	←	→ 03/09; +PR 1ZE	2	11.8116-0351.1 390538	ATE
1.4 TSI	92	11/07→05/09					
1.6	75	10/04→05/09					
1.8 TFSI	118	01/07→05/09					
1.9 TDI	77	10/04→05/09					
2.0 FSI	110	10/04→05/09					
2.0 TDI	103	11/05→05/09					
2.0 TDI	125	01/06→05/09					
2.0 TFSI	147	11/05→05/09					
2.0 TDI	100	09/04→05/09	←	10/04→ 03/09; +PR 1ZE	2	11.8116-0351.1 390538	ATE
2.0 TDI 16V	103	04/04→05/09					
<b>Führungshülzensatz, Bremsattel</b>							
1.4 16V	63	05/06→05/09	←	→ 03/09; +PR 1ZE		11.0101-5409.2 260035	ATE
1.4 TSI	92	11/07→05/09					
1.6	75	10/04→05/09					
1.8 TFSI	118	01/07→05/09					
1.9 TDI	77	10/04→05/09					
2.0 FSI	110	10/04→05/09					
2.0 TDI	103	11/05→05/09					
↓							

	kw			 	! #		
<b>SEAT - TOLEDO III (5P2) 04/04→05/09</b>							
<b>Führungshülzensatz, Bremsattel</b>							
2.0 TDI	125	01/06→05/09	←	→ 03/09; +PR 1ZE		11.0101-5409.2	260035 ATE
2.0 TFSI	147	11/05→05/09					
2.0 TDI	100	09/04→05/09	←	10/04→ 03/09; +PR 1ZE		11.0101-5409.2	260035 ATE
2.0 TDI 16V	103	04/04→05/09					
<b>Führungsbolzen, Bremsattel</b>							
1.4 16V	63	05/06→05/09		→ 03/09; +PR 1ZE	2	11.8171-0008.1	990049 ATE
1.4 TSI	92	11/07→05/09					
1.6	75	10/04→05/09					
1.8 TFSI	118	01/07→05/09					
1.9 TDI	77	10/04→05/09					
2.0 FSI	110	10/04→05/09					
2.0 TDI	103	11/05→05/09					
2.0 TDI	125	01/06→05/09					
2.0 TFSI	147	11/05→05/09					
2.0 TDI	100	09/04→05/09		10/04→ 03/09; +PR 1ZE	2	11.8171-0008.1	990049 ATE
2.0 TDI 16V	103	04/04→05/09					
<b> Bremschlauch</b>							
1.4 16V	63	05/06→05/09	←	→ 03/09	2	24.5143-0564.3	331433 L= 563
1.4 TSI	92	11/07→05/09					
1.6	75	10/04→05/09	→	→ 03/09	2	24.5204-0233.3	331430 L= 233
1.8 TFSI	118	01/07→05/09					
1.9 TDI	77	10/04→05/09					
2.0 FSI	110	10/04→05/09					
2.0 TDI	103	11/05→05/09					
2.0 TDI	125	01/06→05/09					
2.0 TFSI	147	11/05→05/09					
2.0 TDI	100	09/04→05/09	←	10/04→ 03/09	2	24.5143-0564.3	331433 L= 563
2.0 TDI 16V	103	04/04→05/09	→	10/04→ 03/09	2	24.5204-0233.3	331430 L= 233
<b>SEAT - TOLEDO IV (KG3) 07/12→04/19</b>							
<b> Bremsattel</b>							
1.0 TSI	70	05/17→04/19	←	☐; +PR 1ZC		24.3541-9553.5	241025 ATE - Halter
1.0 TSI	81	05/17→04/19					
1.2 TSI	66	05/15→05/17	←	☐; +PR 1ZC		24.3541-9554.5	241026 ATE - Halter
1.2 TSI	81	05/15→05/17	→	☐		24.3387-1735.5	240657 TRW - Halter
1.4 TDI	66	05/15→04/19	→	☐		24.3387-1736.5	240658 TRW - Halter
1.4 TSI	92	05/15→04/19	→	☐			
1.6 TDI	85	05/15→04/19					
1.2	55	07/12→06/15	←	☐; +PR 1ZG		24.3541-9549.5	241023 ATE - Halter
1.2 TSI	63	07/12→06/15					
1.2 TSI	77	07/12→06/15	←	☐; +PR 1ZG		24.3541-9550.5	241024 ATE - Halter
1.4 TSI	90	07/12→06/15	←	☐; für Bremsscheibendurchmesser [mm]: 288		24.3541-9553.5	241025 ATE - Halter
1.6	77	07/13→06/15					
1.6 TDI	66	06/13→06/15					
1.6 TDI	77	07/12→06/15	←	☐; für Bremsscheibendurchmesser [mm]: 288		24.3541-9554.5	241026 ATE - Halter
			→	☐		24.3387-1735.5	240657 TRW - Halter
			→	☐		24.3387-1736.5	240658 TRW - Halter
<b>Feder, Bremsattel</b>							
1.0 TSI	70	05/17→04/19		+PR 1ZC	2	11.8116-0351.1	390538 ATE
1.0 TSI	81	05/17→04/19					
1.2 TSI	66	05/15→05/17					
1.2 TSI	81	05/15→05/17					
1.4 TDI	66	05/15→04/19					
1.4 TSI	92	05/15→04/19					
1.6 TDI	85	05/15→04/19					
1.2	55	07/12→06/15		für Bremsscheibendurchmesser [mm]: 288	2	11.8116-0351.1	390538 ATE
1.2 TSI	63	07/12→06/15					
1.2 TSI	77	07/12→06/15					
1.4 TSI	90	07/12→06/15					
1.6	77	07/13→06/15					
1.6 TDI	66	06/13→06/15					
1.6 TDI	77	07/12→06/15					
<b>Führungshülzensatz, Bremsattel</b>							
1.0 TSI	70	05/17→04/19	←	+PR 1ZC		11.0101-5407.2	260011 ATE
1.0 TSI	81	05/17→04/19					
1.2 TSI	66	05/15→05/17					
1.2 TSI	81	05/15→05/17					
1.4 TDI	66	05/15→04/19					
1.4 TSI	92	05/15→04/19					
1.6 TDI	85	05/15→04/19					
↓							



	kW					! #		
<b>SEAT - TOLEDO IV (KG3) 07/12→04/19</b>								
<b>Führungshülensatz, Bremsattel</b>								
1.2	55	07/12→06/15	←	für Bremsscheibendurchmesser [mm]: 288		11.0101-5407.2	260011	ATE
1.2 TSI	63	07/12→06/15						
1.2 TSI	77	07/12→06/15						
1.4 TSI	90	07/12→06/15	←	+PR 1ZG		11.0101-5409.2	260035	ATE
1.6	77	07/13→06/15						
1.6 TDI	66	06/13→06/15						
1.6 TDI	77	07/12→06/15						
<b>Führungsbolzen, Bremsattel</b>								
1.0 TSI	70	05/17→04/19		+PR 1ZC	2	11.8171-0008.1	990049	ATE
1.0 TSI	81	05/17→04/19						
1.2 TSI	66	05/15→05/17						
1.2 TSI	81	05/15→05/17						
1.4 TDI	66	05/15→04/19						
1.4 TSI	92	05/15→04/19						
1.6 TDI	85	05/15→04/19						
1.2	55	07/12→06/15		+PR 1ZG	2	11.8171-0008.1	990049	ATE
1.2 TSI	63	07/12→06/15						
1.2 TSI	77	07/12→06/15		für Bremsscheibendurchmesser [mm]: 288	2	11.8171-0008.1	990049	ATE
1.4 TSI	90	07/12→06/15						
1.6	77	07/13→06/15						
1.6 TDI	66	06/13→06/15						
1.6 TDI	77	07/12→06/15						
<b>Bremsschlauch</b>								
1.0 TSI	70	05/17→04/19	←		2	24.5143-0544.3	331420	L= 540
1.0 TSI	81	05/17→04/19	→	☐ / am Bremsattel		24.1253-0010.3	331066	L= 233 mit Rohrleitung
1.2	55	07/12→06/15	→					
1.2 TSI	63	07/12→06/15	→	☐ / am Bremsattel		24.1253-0020.3	331067	L= 233 mit Rohrleitung
1.2 TSI	66	05/15→05/17						
1.2 TSI	77	07/12→06/15	→		2	83.7858-0140.3	330837	L= 140
1.2 TSI	81	05/15→05/17						
1.4 TDI	66	05/15→04/19						
1.4 TSI	90	07/12→06/15						
1.4 TSI	92	05/15→04/19						
1.6	77	07/13→06/15						
1.6 TDI	66	06/13→06/15						
1.6 TDI	77	07/12→06/15						
1.6 TDI	85	05/15→04/19						
<b>SKODA - CITIGO (NF1) 10/11→08/19</b>								
<b>Bremssattel</b>								
1.0	44	10/11→08/19	←	☐; 05/12→		24.3541-9549.5	241023	ATE - Halter
1.0	55	10/11→08/19	←	☐; 05/12→		24.3541-9550.5	241024	ATE - Halter
1.0 CNG	50	11/12→08/19	←	☐		24.3541-9549.5	241023	ATE - Halter
			←	☐		24.3541-9550.5	241024	ATE - Halter
<b>Bremsschlauch</b>								
1.0	44	10/11→08/19	←		2	24.5143-0515.3	331564	L= 515
1.0	55	10/11→08/19						
1.0 CNG	50	11/12→08/19						
<b>SKODA - E-CITIGO (NE1) 09/19→</b>								
<b>Bremssattel</b>								
e iV	61	09/19→	←	☐		24.3541-9549.5	241023	ATE - Halter
			←	☐		24.3541-9550.5	241024	ATE - Halter
<b>Führungshülensatz, Bremsattel</b>								
e iV	61	09/19→	←		2	11.0101-5407.2	260011	ATE
<b>Führungsbolzen, Bremsattel</b>								
e iV	61	09/19→	←		2	11.8171-0008.1	990049	ATE
<b>Bremsschlauch</b>								
e iV	61	09/19→	←		2	24.5143-0515.3	331564	L= 515
<b>SKODA - FABIA I (6Y2) 08/99→03/08</b>								
<b>Bremssattel</b>								
1.0	37	12/99→08/02	←	☐; 02/00→; +PR 1LB / 1LM		24.3481-1735.5	240283	ATE - Halter
1.4	50	08/99→05/03	←	☐; 02/00→; +PR 1LB / 1LM		24.3481-1736.5	240284	ATE - Halter
			←	☐; 02/00→; +PR 1LN / 1LP		24.3541-1797.5	240856	TRW - Halter
↓								

	kw			 	! #		
<b>SKODA - FABIA I (6Y2) 08/99→03/08</b>							
<b> Bremssattel</b>							
1.0 1.4	37 50	12/99→08/02 08/99→05/03	←	☐; 02/00→; +PR 1LN / 1LP		24.3541-1798.5 240857	TRW - Halter
			←	☐; 02/00→; +PR 1LQ / 1LR		24.3541-9549.5 241023	ATE - Halter
			←	☐; 02/00→; +PR 1LQ / 1LR		24.3541-9550.5 241024	ATE - Halter
1.2	40	07/01→04/07	←	☐; 08/02→; +PR 1LB / 1LM		24.3481-1735.5 240283	ATE - Halter
			←	☐; 08/02→; +PR 1LB / 1LM		24.3481-1736.5 240284	ATE - Halter
			←	☐; 08/02→; +PR 1LN / 1LP		24.3541-1797.5 240856	TRW - Halter
			←	☐; 08/02→; +PR 1LN / 1LP		24.3541-1798.5 240857	TRW - Halter
			←	☐; 08/02→; +PR 1LQ / 1LR		24.3541-9549.5 241023	ATE - Halter
			←	☐; 08/02→; +PR 1LQ / 1LR		24.3541-9550.5 241024	ATE - Halter
1.2 1.9 SDI	47 47	01/03→03/08 12/99→03/08	←	☐; → 12/07; +PR 1LB / 1LM		24.3481-1735.5 240283	ATE - Halter
			←	☐; → 12/07; +PR 1LB / 1LM		24.3481-1736.5 240284	ATE - Halter
			←	☐; → 12/07; +PR 1LN / 1LP		24.3541-1797.5 240856	TRW - Halter
			←	☐; → 12/07; +PR 1LN / 1LP		24.3541-1798.5 240857	TRW - Halter
			←	☐; → 12/07; +PR 1LQ / 1LR		24.3541-9549.5 241023	ATE - Halter
			←	☐; → 12/07; +PR 1LQ / 1LR		24.3541-9550.5 241024	ATE - Halter
1.4	44	08/00→08/02	←	☐; +PR 1LB / 1LM		24.3481-1735.5 240283	ATE - Halter
			←	☐; +PR 1LB / 1LM		24.3481-1736.5 240284	ATE - Halter
			←	☐; +PR 1LN / 1LP		24.3541-1797.5 240856	TRW - Halter
			←	☐; +PR 1LN / 1LP		24.3541-1798.5 240857	TRW - Halter
			←	☐; +PR 1LQ / 1LR		24.3541-9549.5 241023	ATE - Halter
			←	☐; +PR 1LQ / 1LR		24.3541-9550.5 241024	ATE - Halter
1.4 16V 1.4 16V 1.4 TDI 1.4 TDI 1.4 TDI 2.0	55 74 51 55 59 85	12/99→03/08 12/99→03/08 10/05→03/08 04/03→03/08 10/05→03/08 12/99→03/08	←	☐; → 12/07; +PR 1LB / 1LM		24.3481-1735.5 240283	ATE - Halter
			←	☐; → 12/07; +PR 1LB / 1LM		24.3481-1736.5 240284	ATE - Halter
			←	☐; → 12/07; +PR 1LN / 1LP		24.3541-1797.5 240856	TRW - Halter
			←	☐; → 12/07; +PR 1LN / 1LP		24.3541-1798.5 240857	TRW - Halter
			←	☐; → 12/07; +PR 1LQ / 1LR		24.3541-9549.5 241023	ATE - Halter
			←	☐; → 12/07; +PR 1LQ / 1LR		24.3541-9550.5 241024	ATE - Halter
			→	☐; → 12/07; +PR 1KK		24.3384-1729.5 240816	TRW - Halter
			→	☐; → 12/07; +PR 1KK		24.3384-1730.5 240817	TRW - Halter
1.9 TDI	74	01/00→03/08	←	☐; 02/00→ 12/07; +PR 1LB / 1LM		24.3481-1735.5 240283	ATE - Halter
			←	☐; 02/00→ 12/07; +PR 1LB / 1LM		24.3481-1736.5 240284	ATE - Halter
			←	☐; 02/00→ 12/07; +PR 1LN / 1LP		24.3541-1797.5 240856	TRW - Halter
			←	☐; 02/00→ 12/07; +PR 1LN / 1LP		24.3541-1798.5 240857	TRW - Halter
			←	☐; 02/00→ 12/07; +PR 1LQ / 1LR		24.3541-9549.5 241023	ATE - Halter
			←	☐; 02/00→ 12/07; +PR 1LQ / 1LR		24.3541-9550.5 241024	ATE - Halter
			→	☐; 02/00→ 12/07; +PR 1KK		24.3384-1729.5 240816	TRW - Halter
			→	☐; 02/00→ 12/07; +PR 1KK		24.3384-1730.5 240817	TRW - Halter
1.9 TDI RS	96	06/03→03/08	←	☐; 09/03→ 12/07; +PR 1LB / 1LM		24.3481-1735.5 240283	ATE - Halter
			←	☐; 09/03→ 12/07; +PR 1LB / 1LM		24.3481-1736.5 240284	ATE - Halter
			←	☐; 09/03→ 12/07; +PR 1LN / 1LP		24.3541-1797.5 240856	TRW - Halter
			←	☐; 09/03→ 12/07; +PR 1LN / 1LP		24.3541-1798.5 240857	TRW - Halter
			←	☐; 09/03→ 12/07; +PR 1LQ / 1LR		24.3541-9549.5 241023	ATE - Halter
			←	☐; 09/03→ 12/07; +PR 1LQ / 1LR		24.3541-9550.5 241024	ATE - Halter
<b>Führungshülzensatz, Bremssattel</b>							
1.0 1.4	37 50	12/99→08/02 08/99→05/03	←	02/00→; +PR 1LQ / 1LR		11.0101-5409.2 260035	ATE
1.2	40	07/01→04/07	←	08/02→; +PR 1LQ / 1LR		11.0101-5409.2 260035	ATE
1.2 1.4 16V 1.4 16V 1.4 TDI 1.4 TDI 1.4 TDI 1.9 SDI 2.0	47 55 74 51 55 59 47 85	01/03→03/08 12/99→03/08 12/99→03/08 10/05→03/08 04/03→03/08 10/05→03/08 12/99→03/08 12/99→03/08	←	→ 12/07; +PR 1LQ / 1LR		11.0101-5409.2 260035	ATE
1.4	44	08/00→08/02	←	+PR 1LQ / 1LR		11.0101-5409.2 260035	ATE
↓							

**SKODA - FABIA I (6Y2) 08/99→03/08**

**Führungshülzensatz, Bremsattel**

1.9 TDI	74	01/00→03/08	←	02/00→ 12/07; +PR 1LQ / 1LR		11.0101-5409.2	260035	ATE
1.9 TDI RS	96	06/03→03/08	←	09/03→ 12/07; +PR 1LQ / 1LR		11.0101-5409.2	260035	ATE

**Bremsschlauch**

1.0 1.4	37 50	12/99→08/02 08/99→05/03	←	02/00→		2	83.6247-0522.3	330595	L= 522
			→	☐ / am Bremsattel; 02/00→; +PR 1KK / 1KP		24.1253-0050.3	331148	L= 192 mit Rohrleitung	
			→	☐ / am Bremsattel; 02/00→; +PR 1KK / 1KP		24.1253-0060.3	331149	L= 192 mit Rohrleitung	
			→	02/00→; +PR 1KK / 1KP	2	83.7858-0140.3	330837	L= 140	
1.2	40	07/01→04/07	←	08/02→		2	83.6247-0522.3	330595	L= 522
			→	☐ / am Bremsattel; 08/02→; +PR 1KK / 1KP		24.1253-0050.3	331148	L= 192 mit Rohrleitung	
			→	☐ / am Bremsattel; 08/02→; +PR 1KK / 1KP		24.1253-0060.3	331149	L= 192 mit Rohrleitung	
			→	08/02→; +PR 1KK / 1KP	2	83.7858-0140.3	330837	L= 140	
1.2 1.4 16V 1.4 16V 1.4 TDI 1.4 TDI 1.4 TDI 1.9 SDI 2.0	47 55 74 51 55 59 47 85	01/03→03/08 12/99→03/08 12/99→03/08 10/05→03/08 04/03→03/08 10/05→03/08 12/99→03/08 12/99→03/08	←	→ 12/07		2	83.6247-0522.3	330595	L= 522
			→	☐ / am Bremsattel; → 12/07; +PR 1KK / 1KP		24.1253-0050.3	331148	L= 192 mit Rohrleitung	
			→	☐ / am Bremsattel; → 12/07; +PR 1KK / 1KP		24.1253-0060.3	331149	L= 192 mit Rohrleitung	
			→	→ 12/07; +PR 1KK / 1KP	2	83.7858-0140.3	330837	L= 140	
			←		2	83.6247-0522.3	330595	L= 522	
			→	☐ / am Bremsattel; +PR 1KK / 1KP		24.1253-0050.3	331148	L= 192 mit Rohrleitung	
			→	☐ / am Bremsattel; +PR 1KK / 1KP		24.1253-0060.3	331149	L= 192 mit Rohrleitung	
			→	+PR 1KK / 1KP	2	83.7858-0140.3	330837	L= 140	
1.9 TDI	74	01/00→03/08	←	02/00→ 12/07		2	83.6247-0522.3	330595	L= 522
			→	☐ / am Bremsattel; 02/00→ 12/07; +PR 1KK / 1KP		24.1253-0050.3	331148	L= 192 mit Rohrleitung	
			→	☐ / am Bremsattel; 02/00→ 12/07; +PR 1KK / 1KP		24.1253-0060.3	331149	L= 192 mit Rohrleitung	
			→	02/00→ 12/07; +PR 1KK / 1KP	2	83.7858-0140.3	330837	L= 140	
1.9 TDI RS	96	06/03→03/08	←	09/03→ 12/07		2	83.6247-0522.3	330595	L= 522
			→	☐ / am Bremsattel; 09/03→ 12/07; +PR 1KK / 1KP		24.1253-0050.3	331148	L= 192 mit Rohrleitung	
			→	☐ / am Bremsattel; 09/03→ 12/07; +PR 1KK / 1KP		24.1253-0060.3	331149	L= 192 mit Rohrleitung	
			→	09/03→ 12/07; +PR 1KK / 1KP	2	83.7858-0140.3	330837	L= 140	

**SKODA - FABIA I Combi (6Y5) 04/00→12/07**

**Bremsattel**

1.2	40	07/01→12/07	←	☐; 08/02→; +PR 1LB / 1LM		24.3481-1735.5	240283	ATE - Halter
			←	☐; 08/02→; +PR 1LB / 1LM		24.3481-1736.5	240284	ATE - Halter
			←	☐; 08/02→; +PR 1LN / 1LP		24.3541-1797.5	240856	TRW - Halter
			←	☐; 08/02→; +PR 1LN / 1LP		24.3541-1798.5	240857	TRW - Halter
			←	☐; 08/02→; +PR 1LQ / 1LR		24.3541-9549.5	241023	ATE - Halter
			←	☐; 08/02→; +PR 1LQ / 1LR		24.3541-9550.5	241024	ATE - Halter
1.2 1.4 1.4 1.9 SDI	47 44 50 47	01/03→12/07 04/00→03/03 04/00→05/03 04/00→12/07	←	☐; +PR 1LB / 1LM		24.3481-1735.5	240283	ATE - Halter
			←	☐; +PR 1LB / 1LM		24.3481-1736.5	240284	ATE - Halter
			←	☐; +PR 1LN / 1LP		24.3541-1797.5	240856	TRW - Halter
			←	☐; +PR 1LN / 1LP		24.3541-1798.5	240857	TRW - Halter
			←	☐; +PR 1LQ / 1LR		24.3541-9549.5	241023	ATE - Halter
			←	☐; +PR 1LQ / 1LR		24.3541-9550.5	241024	ATE - Halter
1.4 16V 1.4 16V 1.4 16V 1.4 TDI 1.4 TDI 1.4 TDI 1.9 TDI 2.0	55 59 74 51 55 59 74 85	05/00→12/07 04/06→12/07 04/00→12/07 10/05→12/07 04/03→12/07 10/05→12/07 04/00→12/07 04/00→12/07	←	☐; +PR 1LB / 1LM		24.3481-1735.5	240283	ATE - Halter
			←	☐; +PR 1LB / 1LM		24.3481-1736.5	240284	ATE - Halter
			←	☐; +PR 1LN / 1LP		24.3541-1797.5	240856	TRW - Halter
			←	☐; +PR 1LN / 1LP		24.3541-1798.5	240857	TRW - Halter
			←	☐; +PR 1LQ / 1LR		24.3541-9549.5	241023	ATE - Halter
			←	☐; +PR 1LQ / 1LR		24.3541-9550.5	241024	ATE - Halter
			←	☐; +PR 1LQ / 1LR		24.3541-9549.5	241023	ATE - Halter
			←	☐; +PR 1LQ / 1LR		24.3541-9550.5	241024	ATE - Halter

↓

**SKODA - FABIA I Combi (6Y5) 04/00→12/07**

**Bremssattel**

1.4 16V	55	05/00→12/07	➡	☐; +PR 1KK	24.3384-1729.5	240816	TRW - Halter
1.4 16V	59	04/06→12/07	➡	☐; +PR 1KK	24.3384-1730.5	240817	TRW - Halter
1.4 16V	74	04/00→12/07					
1.4 TDI	51	10/05→12/07					
1.4 TDI	55	04/03→12/07					
1.4 TDI	59	10/05→12/07					
1.9 TDI	74	04/00→12/07					
2.0	85	04/00→12/07					

**Führungshülzensatz, Bremssattel**

1.2	40	07/01→12/07	←	08/02→; +PR 1LQ / 1LR	11.0101-5409.2	260035	ATE
1.2	47	01/03→12/07	←	+PR 1LQ / 1LR	11.0101-5409.2	260035	ATE
1.4	44	04/00→03/03					
1.4	50	04/00→05/03					
1.4 16V	55	05/00→12/07					
1.4 16V	59	04/06→12/07					
1.4 16V	74	04/00→12/07					
1.4 TDI	51	10/05→12/07					
1.4 TDI	55	04/03→12/07					
1.4 TDI	59	10/05→12/07					
1.9 SDI	47	04/00→12/07					
1.9 TDI	74	04/00→12/07					
2.0	85	04/00→12/07					

**Bremsschlauch**

1.2	40	07/01→12/07	←	08/02→	2	83.6247-0522.3	330595	L= 522			
			➡	☐ / am Bremssattel; 08/02→; +PR 1KK / 1KP		24.1253-0050.3	331148	L= 192 mit Rohrleitung			
			➡	☐ / am Bremssattel; 08/02→; +PR 1KK / 1KP		24.1253-0060.3	331149	L= 192 mit Rohrleitung			
			➡	08/02→; +PR 1KK / 1KP	2	83.7858-0140.3	330837	L= 140			
1.2 1.4 1.4 1.4 16V 1.4 16V 1.4 16V 1.4 TDI 1.4 TDI 1.4 TDI 1.9 SDI 1.9 TDI 2.0	47 44 50 55 59 74 51 55 59 47 74 85	01/03→12/07 04/00→03/03 04/00→05/03 05/00→12/07 04/06→12/07 04/00→12/07 10/05→12/07 04/03→12/07 10/05→12/07 04/00→12/07 04/00→12/07 04/00→12/07	←		2	83.6247-0522.3	330595	L= 522			
			➡	☐ / am Bremssattel; +PR 1KK / 1KP		24.1253-0050.3	331148	L= 192 mit Rohrleitung			
			➡	☐ / am Bremssattel; +PR 1KK / 1KP		24.1253-0060.3	331149	L= 192 mit Rohrleitung			
			➡	+PR 1KK / 1KP	2	83.7858-0140.3	330837	L= 140			
			1.2	47	01/03→12/07	←		2	83.6247-0522.3	330595	L= 522
			1.4	44	04/00→03/03						
			1.4	50	04/00→05/03	➡	☐ / am Bremssattel; +PR 1KK / 1KP		24.1253-0050.3	331148	L= 192 mit Rohrleitung
			1.4 16V	55	05/00→12/07	➡	☐ / am Bremssattel; +PR 1KK / 1KP		24.1253-0060.3	331149	L= 192 mit Rohrleitung
			1.4 16V	59	04/06→12/07						
			1.4 16V	74	04/00→12/07	➡	+PR 1KK / 1KP	2	83.7858-0140.3	330837	L= 140
			1.4 TDI	51	10/05→12/07						
			1.4 TDI	55	04/03→12/07						
			1.4 TDI	59	10/05→12/07						
1.9 SDI	47	04/00→12/07									
1.9 TDI	74	04/00→12/07									
2.0	85	04/00→12/07									

**SKODA - FABIA I Praktik (6Y5) 01/00→12/07**

**Bremssattel**

1.2	40	07/01→12/07	←	☐; 08/02→; +PR 1LB / 1LM	24.3481-1735.5	240283	ATE - Halter
			←	☐; 08/02→; +PR 1LB / 1LM	24.3481-1736.5	240284	ATE - Halter
			←	☐; 08/02→; +PR 1LN / 1LP	24.3541-1797.5	240856	TRW - Halter
			←	☐; 08/02→; +PR 1LN / 1LP	24.3541-1798.5	240857	TRW - Halter
			←	☐; 08/02→; +PR 1LQ / 1LR	24.3541-9549.5	241023	ATE - Halter
			←	☐; 08/02→; +PR 1LQ / 1LR	24.3541-9550.5	241024	ATE - Halter
1.2 1.4 1.4 1.9 SDI	47 50 55 47	01/03→12/07 07/01→05/03 05/04→12/07 07/01→12/07	←	☐; +PR 1LB / 1LM	24.3481-1735.5	240283	ATE - Halter
			←	☐; +PR 1LB / 1LM	24.3481-1736.5	240284	ATE - Halter
			←	☐; +PR 1LN / 1LP	24.3541-1797.5	240856	TRW - Halter
			←	☐; +PR 1LN / 1LP	24.3541-1798.5	240857	TRW - Halter
			←	☐; +PR 1LQ / 1LR	24.3541-9549.5	241023	ATE - Halter
			←	☐; +PR 1LQ / 1LR	24.3541-9550.5	241024	ATE - Halter
			←	☐; +PR 1KK	24.3384-1729.5	240816	TRW - Halter
1.4 TDI 1.4 TDI	51 55	10/05→12/07 08/04→10/05	←	☐; +PR 1LB / 1LM	24.3481-1735.5	240283	ATE - Halter
			←	☐; +PR 1LB / 1LM	24.3481-1736.5	240284	ATE - Halter
			←	☐; +PR 1LN / 1LP	24.3541-1797.5	240856	TRW - Halter
			←	☐; +PR 1LN / 1LP	24.3541-1798.5	240857	TRW - Halter
			←	☐; +PR 1LQ / 1LR	24.3541-9549.5	241023	ATE - Halter
			←	☐; +PR 1LQ / 1LR	24.3541-9550.5	241024	ATE - Halter
			➡	☐; +PR 1KK	24.3384-1729.5	240816	TRW - Halter
			➡	☐; +PR 1KK	24.3384-1730.5	240817	TRW - Halter
1.9 TDI	74	01/00→12/07	←	☐; 02/00→; +PR 1LB / 1LM	24.3481-1735.5	240283	ATE - Halter

**SKODA - FABIA I Praktik (6Y5) 01/00→12/07**

**Bremssattel**

1.9 TDI	74	01/00→12/07	←	☐; 02/00→; +PR 1LB / 1LM	24.3481-1736.5	240284	ATE - Halter
			←	☐; 02/00→; +PR 1LN / 1LP	24.3541-1797.5	240856	TRW - Halter
			←	☐; 02/00→; +PR 1LN / 1LP	24.3541-1798.5	240857	TRW - Halter
			←	☐; 02/00→; +PR 1LQ / 1LR	24.3541-9549.5	241023	ATE - Halter
			←	☐; 02/00→; +PR 1LQ / 1LR	24.3541-9550.5	241024	ATE - Halter
			→	☐; 02/00→; +PR 1KK	24.3384-1729.5	240816	TRW - Halter
			→	☐; 02/00→; +PR 1KK	24.3384-1730.5	240817	TRW - Halter

**Führungshülzensatz, Bremssattel**

1.2	40	07/01→12/07	←	08/02→; +PR 1LQ / 1LR	11.0101-5409.2	260035	ATE
1.2	47	01/03→12/07	←	+PR 1LQ / 1LR	11.0101-5409.2	260035	ATE
1.4	50	07/01→05/03					
1.4	55	05/04→12/07					
1.4 TDI	51	10/05→12/07					
1.4 TDI	55	08/04→10/05					
1.9 SDI	47	07/01→12/07					
1.9 TDI	74	01/00→12/07	←	02/00→; +PR 1LQ / 1LR	11.0101-5409.2	260035	ATE

**Bremsschlauch**











1.2	40	07/01→12/07	←	08/02→	2	83.6247-0522.3	330595	L= 522
			→	☐ / am Bremssattel; 08/02→; +PR 1KK / 1KP		24.1253-0050.3	331148	L= 192 mit Rohrleitung
			→	☐ / am Bremssattel; 08/02→; +PR 1KK / 1KP		24.1253-0060.3	331149	L= 192 mit Rohrleitung
			→	08/02→; +PR 1KK / 1KP	2	83.7858-0140.3	330837	L= 140
1.2	47	01/03→12/07	←		2	83.6247-0522.3	330595	L= 522
1.4	50	07/01→05/03						
1.4	55	05/04→12/07	→	☐ / am Bremssattel; +PR 1KK / 1KP		24.1253-0050.3	331148	L= 192 mit Rohrleitung
1.4 TDI	51	10/05→12/07	→	☐ / am Bremssattel; +PR 1KK / 1KP		24.1253-0060.3	331149	L= 192 mit Rohrleitung
1.4 TDI	55	08/04→10/05						
1.9 SDI	47	07/01→12/07	→	+PR 1KK / 1KP	2	83.7858-0140.3	330837	L= 140
1.9 TDI	74	01/00→12/07	←	02/00→	2	83.6247-0522.3	330595	L= 522
			→	☐ / am Bremssattel; 02/00→; +PR 1KK / 1KP		24.1253-0050.3	331148	L= 192 mit Rohrleitung
			→	☐ / am Bremssattel; 02/00→; +PR 1KK / 1KP		24.1253-0060.3	331149	L= 192 mit Rohrleitung
			→	02/00→; +PR 1KK / 1KP	2	83.7858-0140.3	330837	L= 140

**SKODA - FABIA I Stufenheck (6Y3) 10/99→12/07**

**Bremssattel**







1.2	40	07/01→12/07	←	☐; 08/02→; +PR 1LB / 1LM	24.3481-1735.5	240283	ATE - Halter
			←	☐; 08/02→; +PR 1LB / 1LM	24.3481-1736.5	240284	ATE - Halter
			←	☐; 08/02→; +PR 1LN / 1LP	24.3541-1797.5	240856	TRW - Halter
			←	☐; 08/02→; +PR 1LN / 1LP	24.3541-1798.5	240857	TRW - Halter
			←	☐; 08/02→; +PR 1LQ / 1LR	24.3541-9549.5	241023	ATE - Halter
			←	☐; 08/02→; +PR 1LQ / 1LR	24.3541-9550.5	241024	ATE - Halter
1.2	47	01/03→12/07	←	☐; +PR 1LB / 1LM	24.3481-1735.5	240283	ATE - Halter
1.4	44	04/00→08/02	←	☐; +PR 1LB / 1LM	24.3481-1736.5	240284	ATE - Halter
1.4	50	07/01→05/03	←	☐; +PR 1LN / 1LP	24.3541-1797.5	240856	TRW - Halter
			←	☐; +PR 1LN / 1LP	24.3541-1798.5	240857	TRW - Halter
			←	☐; +PR 1LQ / 1LR	24.3541-9549.5	241023	ATE - Halter
			←	☐; +PR 1LQ / 1LR	24.3541-9550.5	241024	ATE - Halter
1.4 16V	55	10/99→12/07	←	☐; +PR 1LB / 1LM	24.3481-1735.5	240283	ATE - Halter
1.4 16V	59	04/06→12/07	←	☐; +PR 1LB / 1LM	24.3481-1736.5	240284	ATE - Halter
1.4 16V	74	12/99→12/07	←	☐; +PR 1LN / 1LP	24.3541-1797.5	240856	TRW - Halter
1.4 TDI	51	10/05→12/07	←	☐; +PR 1LN / 1LP	24.3541-1798.5	240857	TRW - Halter
1.4 TDI	55	04/03→12/07	←	☐; +PR 1LN / 1LP	24.3541-1798.5	240857	TRW - Halter
1.4 TDI	59	10/05→12/07	←	☐; +PR 1LN / 1LP	24.3541-1798.5	240857	TRW - Halter
2.0	85	12/99→12/07	←	☐; +PR 1LQ / 1LR	24.3541-9549.5	241023	ATE - Halter
			←	☐; +PR 1LQ / 1LR	24.3541-9550.5	241024	ATE - Halter
			→	☐; +PR 1KK	24.3384-1729.5	240816	TRW - Halter
			→	☐; +PR 1KK	24.3384-1730.5	240817	TRW - Halter











↓









	kw			 	! #						
<b>SKODA - FABIA I Stufenheck (6Y3) 10/99→12/07</b>											
 <b>Bremssattel</b>											
1.9 SDI	47	11/99→12/07	←	☐; 12/99→; +PR 1LB / 1LM	24.3481-1735.5	240283	ATE - Halter				
			←	☐; 12/99→; +PR 1LB / 1LM	24.3481-1736.5	240284	ATE - Halter				
			←	☐; 12/99→; +PR 1LN / 1LP	24.3541-1797.5	240856	TRW - Halter				
			←	☐; 12/99→; +PR 1LN / 1LP	24.3541-1798.5	240857	TRW - Halter				
			←	☐; 12/99→; +PR 1LQ / 1LR	24.3541-9549.5	241023	ATE - Halter				
			←	☐; 12/99→; +PR 1LQ / 1LR	24.3541-9550.5	241024	ATE - Halter				
1.9 TDI	74	01/00→12/07	←	☐; 02/00→; +PR 1LB / 1LM	24.3481-1735.5	240283	ATE - Halter				
			←	☐; 02/00→; +PR 1LB / 1LM	24.3481-1736.5	240284	ATE - Halter				
			←	☐; 02/00→; +PR 1LN / 1LP	24.3541-1797.5	240856	TRW - Halter				
			←	☐; 02/00→; +PR 1LN / 1LP	24.3541-1798.5	240857	TRW - Halter				
			←	☐; 02/00→; +PR 1LQ / 1LR	24.3541-9549.5	241023	ATE - Halter				
			←	☐; 02/00→; +PR 1LQ / 1LR	24.3541-9550.5	241024	ATE - Halter				
			→	☐; 02/00→; +PR 1KK	24.3384-1729.5	240816	TRW - Halter				
			→	☐; 02/00→; +PR 1KK	24.3384-1730.5	240817	TRW - Halter				
<b>Führungshülzensatz, Bremssattel</b>											
1.2	40	07/01→12/07	←	08/02→; +PR 1LQ / 1LR	11.0101-5409.2	260035	ATE				
1.2	47	01/03→12/07	←	+PR 1LQ / 1LR	11.0101-5409.2	260035	ATE				
1.4	44	04/00→08/02									
1.4	50	07/01→05/03									
1.4 16V	55	10/99→12/07									
1.4 16V	59	04/06→12/07									
1.4 16V	74	12/99→12/07									
1.4 TDI	51	10/05→12/07									
1.4 TDI	55	04/03→12/07									
1.4 TDI	59	10/05→12/07									
2.0	85	12/99→12/07									
1.9 SDI	47	11/99→12/07	←	12/99→; +PR 1LQ / 1LR	11.0101-5409.2	260035	ATE				
1.9 TDI	74	01/00→12/07	←	02/00→; +PR 1LQ / 1LR	11.0101-5409.2	260035	ATE				
 <b>Bremsschlauch</b>											
1.2	40	07/01→12/07	←	08/02→	2	83.6247-0522.3	330595	L= 522			
			→	☐ / am Bremssattel; 08/02→; +PR 1KK / 1KP		24.1253-0050.3	331148	L= 192 mit Rohrleitung			
			→	☐ / am Bremssattel; 08/02→; +PR 1KK / 1KP		24.1253-0060.3	331149	L= 192 mit Rohrleitung			
			→	08/02→; +PR 1KK / 1KP	2	83.7858-0140.3	330837	L= 140			
1.2	47	01/03→12/07	←		2	83.6247-0522.3	330595	L= 522			
			→	☐ / am Bremssattel; +PR 1KK / 1KP		24.1253-0050.3	331148	L= 192 mit Rohrleitung			
			→	☐ / am Bremssattel; +PR 1KK / 1KP		24.1253-0060.3	331149	L= 192 mit Rohrleitung			
			→	+PR 1KK / 1KP	2	83.7858-0140.3	330837	L= 140			
			1.4	50	07/01→05/03	→	☐ / am Bremssattel; +PR 1KK / 1KP		24.1253-0050.3	331148	L= 192 mit Rohrleitung
						→	☐ / am Bremssattel; +PR 1KK / 1KP		24.1253-0060.3	331149	L= 192 mit Rohrleitung
						→	+PR 1KK / 1KP	2	83.7858-0140.3	330837	L= 140
						→					
1.4 16V	59	04/06→12/07	→	☐ / am Bremssattel; +PR 1KK / 1KP		24.1253-0050.3	331148	L= 192 mit Rohrleitung			
			→	☐ / am Bremssattel; +PR 1KK / 1KP		24.1253-0060.3	331149	L= 192 mit Rohrleitung			
			→	+PR 1KK / 1KP	2	83.7858-0140.3	330837	L= 140			
			→								
1.4 TDI	55	04/03→12/07	→	☐ / am Bremssattel; +PR 1KK / 1KP		24.1253-0050.3	331148	L= 192 mit Rohrleitung			
			→	☐ / am Bremssattel; +PR 1KK / 1KP		24.1253-0060.3	331149	L= 192 mit Rohrleitung			
			→	+PR 1KK / 1KP	2	83.7858-0140.3	330837	L= 140			
			→								
1.4 TDI	59	10/05→12/07	→	☐ / am Bremssattel; +PR 1KK / 1KP		24.1253-0050.3	331148	L= 192 mit Rohrleitung			
			→	☐ / am Bremssattel; +PR 1KK / 1KP		24.1253-0060.3	331149	L= 192 mit Rohrleitung			
			→	+PR 1KK / 1KP	2	83.7858-0140.3	330837	L= 140			
			→								
2.0	85	12/99→12/07	→	☐ / am Bremssattel; +PR 1KK / 1KP		24.1253-0050.3	331148	L= 192 mit Rohrleitung			
			→	☐ / am Bremssattel; +PR 1KK / 1KP		24.1253-0060.3	331149	L= 192 mit Rohrleitung			
			→	+PR 1KK / 1KP	2	83.7858-0140.3	330837	L= 140			
			→								
1.9 SDI	47	11/99→12/07	←	12/99→	2	83.6247-0522.3	330595	L= 522			
			→	☐ / am Bremssattel; 12/99→; +PR 1KK / 1KP		24.1253-0050.3	331148	L= 192 mit Rohrleitung			
			→	☐ / am Bremssattel; 12/99→; +PR 1KK / 1KP		24.1253-0060.3	331149	L= 192 mit Rohrleitung			
			→	12/99→; +PR 1KK / 1KP	2	83.7858-0140.3	330837	L= 140			
1.9 TDI	74	01/00→12/07	←	02/00→	2	83.6247-0522.3	330595	L= 522			
			→	☐ / am Bremssattel; 02/00→; +PR 1KK / 1KP		24.1253-0050.3	331148	L= 192 mit Rohrleitung			
			→	☐ / am Bremssattel; 02/00→; +PR 1KK / 1KP		24.1253-0060.3	331149	L= 192 mit Rohrleitung			
			→	02/00→; +PR 1KK / 1KP	2	83.7858-0140.3	330837	L= 140			
<b>SKODA - FABIA II (542) 12/06→12/14</b>											
 <b>Bremssattel</b>											
1.2	44	12/06→12/14	←	☐; 03/07→ 06/14; +PR 1LB / 1LM	24.3481-1735.5	240283	ATE - Halter				
1.2	51	01/07→12/14	←	☐; 03/07→ 06/14; +PR 1LB / 1LM	24.3481-1736.5	240284	ATE - Halter				
1.4	63	01/07→12/14	←	☐; 03/07→ 06/14; +PR 1LB / 1LM	24.3481-1736.5	240284	ATE - Halter				
1.4 LPG	63	01/07→11/14									
↓											
























	kw				! #		
<b>SKODA - FABIA II (542) 12/06→12/14</b>							
<b>Bremssattel</b>							
1.2	44	12/06→12/14	←	☐; 03/07→06/14; +PR 1LN / 1ZH		24.3541-1797.5 240856	TRW - Halter
1.2	51	01/07→12/14	←	☐; 03/07→06/14; +PR 1LN / 1ZH		24.3541-1798.5 240857	TRW - Halter
1.4	63	01/07→12/14	←	☐; 03/07→06/14; +PR 1LQ / 1LR / 1ZG		24.3541-9549.5 241023	ATE - Halter
1.4 LPG	63	01/07→11/14	←	☐; 03/07→06/14; +PR 1LQ / 1LR / 1ZG		24.3541-9550.5 241024	ATE - Halter
			←	☐; 03/07→06/14; +PR 1ZC		24.3541-9553.5 241025	ATE - Halter
			←	☐; 03/07→06/14; +PR 1ZC		24.3541-9554.5 241026	ATE - Halter
			→	☐; 03/07→05/09; +PR 1KK		24.3384-1729.5 240816	TRW - Halter
			→	☐; 03/07→05/09; +PR 1KK		24.3384-1730.5 240817	TRW - Halter
			→	☐; 06/09→06/14; +PR 1KT		24.3387-1735.5 240657	TRW - Halter
			→	☐; 06/09→06/14; +PR 1KV		24.3387-1735.5 240657	TRW - Halter
			→	☐; 06/09→06/14; +PR 1KT		24.3387-1736.5 240658	TRW - Halter
			→	☐; 06/09→06/14; +PR 1KV		24.3387-1736.5 240658	TRW - Halter
1.2 12V	44	11/11→12/14	←	☐; →06/14; +PR 1LB / 1LM		24.3481-1735.5 240283	ATE - Halter
1.2 TDI	55	05/10→12/14	←	☐; →06/14; +PR 1LB / 1LM		24.3481-1736.5 240284	ATE - Halter
1.2 TSI	63	03/10→12/14	←	☐; →06/14; +PR 1LN / 1ZH		24.3541-1797.5 240856	TRW - Halter
1.2 TSI	77	03/10→12/14	←	☐; →06/14; +PR 1LN / 1ZH		24.3541-1797.5 240856	TRW - Halter
1.4 TSI RS	132	05/10→12/14	←	☐; →06/14; +PR 1LN / 1ZH		24.3541-1798.5 240857	TRW - Halter
1.6 TDI	55	04/10→12/14	←	☐; →06/14; +PR 1LN / 1ZH		24.3541-1798.5 240857	TRW - Halter
1.6 TDI	66	03/10→12/14	←	☐; →06/14; +PR 1LQ / 1LR / 1ZG		24.3541-9549.5 241023	ATE - Halter
1.6 TDI	77	03/10→12/14	←	☐; →06/14; +PR 1LQ / 1LR / 1ZG		24.3541-9550.5 241024	ATE - Halter
			←	☐; →06/14; +PR 1ZC		24.3541-9553.5 241025	ATE - Halter
			←	☐; →06/14; +PR 1ZC		24.3541-9554.5 241026	ATE - Halter
			→	☐; →06/14; +PR 1KV		24.3387-1735.5 240657	TRW - Halter
			→	☐; →06/14; +PR 1KT		24.3387-1735.5 240657	TRW - Halter
			→	☐; →06/14; +PR 1KV		24.3387-1736.5 240658	TRW - Halter
			→	☐; →06/14; +PR 1KT		24.3387-1736.5 240658	TRW - Halter
1.2 LPG	44	03/09→11/11	←	☐; +PR 1LB / 1LM		24.3481-1735.5 240283	ATE - Halter
1.9 TDI	77	04/07→03/10	←	☐; +PR 1LB / 1LM		24.3481-1736.5 240284	ATE - Halter
			←	☐; +PR 1LN / 1ZH		24.3541-1797.5 240856	TRW - Halter
			←	☐; +PR 1LN / 1ZH		24.3541-1798.5 240857	TRW - Halter
			←	☐; +PR 1LQ / 1LR / 1ZG		24.3541-9549.5 241023	ATE - Halter
			←	☐; +PR 1LQ / 1LR / 1ZG		24.3541-9550.5 241024	ATE - Halter
			←	☐; +PR 1ZC		24.3541-9553.5 241025	ATE - Halter
			←	☐; +PR 1ZC		24.3541-9554.5 241026	ATE - Halter
			→	☐; →05/09; +PR 1KK		24.3384-1729.5 240816	TRW - Halter
			→	☐; →05/09; +PR 1KK		24.3384-1730.5 240817	TRW - Halter
			→	☐; 06/09→; +PR 1KT		24.3387-1735.5 240657	TRW - Halter
			→	☐; 06/09→; +PR 1KV		24.3387-1735.5 240657	TRW - Halter
			→	☐; 06/09→; +PR 1KT		24.3387-1736.5 240658	TRW - Halter
			→	☐; 06/09→; +PR 1KV		24.3387-1736.5 240658	TRW - Halter
1.2 LPG	51	07/07→11/14	←	☐; →06/14; +PR 1LB / 1LM		24.3481-1735.5 240283	ATE - Halter
1.6	77	04/07→12/14	←	☐; →06/14; +PR 1LB / 1LM		24.3481-1736.5 240284	ATE - Halter
			←	☐; →06/14; +PR 1LN / 1ZH		24.3541-1797.5 240856	TRW - Halter
			←	☐; →06/14; +PR 1LN / 1ZH		24.3541-1798.5 240857	TRW - Halter
			←	☐; →06/14; +PR 1LQ / 1LR / 1ZG		24.3541-9549.5 241023	ATE - Halter
			←	☐; →06/14; +PR 1LQ / 1LR / 1ZG		24.3541-9550.5 241024	ATE - Halter
			←	☐; →06/14; +PR 1ZC		24.3541-9553.5 241025	ATE - Halter
			←	☐; →06/14; +PR 1ZC		24.3541-9554.5 241026	ATE - Halter
			→	☐; →05/09; +PR 1KK		24.3384-1729.5 240816	TRW - Halter
			→	☐; →05/09; +PR 1KK		24.3384-1730.5 240817	TRW - Halter
			→	☐; 06/09→06/14; +PR 1KT		24.3387-1735.5 240657	TRW - Halter
			→	☐; 06/09→06/14; +PR 1KV		24.3387-1735.5 240657	TRW - Halter
			→	☐; 06/09→06/14; +PR 1KT		24.3387-1736.5 240658	TRW - Halter
			→	☐; 06/09→06/14; +PR 1KV		24.3387-1736.5 240658	TRW - Halter
↓							








	kw			 	! #			
<b>SKODA - FABIA II (542) 12/06→12/14</b>								
 <b>Bremssattel</b>								
1.4 TDI	51	02/07→03/10	←	☐; 03/07→; +PR 1LB / 1LM		24.3481-1735.5	240283	ATE - Halter
1.4 TDI	59	01/07→03/10	←	☐; 03/07→; +PR 1LB / 1LM		24.3481-1736.5	240284	ATE - Halter
			←	☐; 03/07→; +PR 1LN / 1ZH		24.3541-1797.5	240856	TRW - Halter
			←	☐; 03/07→; +PR 1LN / 1ZH		24.3541-1798.5	240857	TRW - Halter
			←	☐; 03/07→; +PR 1LQ / 1LR / 1ZG		24.3541-9549.5	241023	ATE - Halter
			←	☐; 03/07→; +PR 1LQ / 1LR / 1ZG		24.3541-9550.5	241024	ATE - Halter
			←	☐; 03/07→; +PR 1ZC		24.3541-9553.5	241025	ATE - Halter
			←	☐; 03/07→; +PR 1ZC		24.3541-9554.5	241026	ATE - Halter
			→	☐; 03/07→ 05/09; +PR 1KK		24.3384-1729.5	240816	TRW - Halter
			→	☐; 03/07→ 05/09; +PR 1KK		24.3384-1730.5	240817	TRW - Halter
			→	☐; 06/09→; +PR 1KV		24.3387-1735.5	240657	TRW - Halter
			→	☐; 06/09→; +PR 1KT		24.3387-1735.5	240657	TRW - Halter
			→	☐; 06/09→; +PR 1KT		24.3387-1736.5	240658	TRW - Halter
			→	☐; 06/09→; +PR 1KV		24.3387-1736.5	240658	TRW - Halter
<b>Führungshülzensatz, Bremssattel</b>								
1.2	44	12/06→12/14	←	03/07→ 06/14; +PR 1LQ / 1LR / 1ZG		11.0101-5409.2	260035	ATE
1.2	51	01/07→12/14						
1.4	63	01/07→12/14						
1.4 LPG	63	01/07→11/14						
1.2 12V	44	11/11→12/14	←	→ 06/14; +PR 1LQ / 1LR / 1ZG		11.0101-5409.2	260035	ATE
1.2 LPG	51	07/07→11/14						
1.2 TDI	55	05/10→12/14						
1.2 TSI	63	03/10→12/14						
1.2 TSI	77	03/10→12/14						
1.4 TSI RS	132	05/10→12/14						
1.6	77	04/07→12/14						
1.6 TDI	55	04/10→12/14						
1.6 TDI	66	03/10→12/14						
1.6 TDI	77	03/10→12/14						
1.2 LPG	44	03/09→11/11	←	+PR 1LQ / 1LR / 1ZG		11.0101-5409.2	260035	ATE
1.9 TDI	77	04/07→03/10						
1.4 TDI	51	02/07→03/10	←	03/07→; +PR 1LQ / 1LR / 1ZG		11.0101-5409.2	260035	ATE
1.4 TDI	59	01/07→03/10						
 <b>Bremsschlauch</b>								
1.2	44	12/06→12/14	←	03/07→ 06/14	2	83.6247-0522.3	330595	L= 522
1.2	51	01/07→12/14						
1.4	63	01/07→12/14	→	☐ / am Bremssattel; 03/07→ 06/14; Scheibenbremse		24.1253-0050.3	331148	L= 192 mit Rohrleitung
1.4 LPG	63	01/07→11/14	→	☐ / am Bremssattel; 03/07→ 06/14; Scheibenbremse		24.1253-0060.3	331149	L= 192 mit Rohrleitung
			→	innen; 03/07→ 06/14	2	83.7858-0140.3	330837	L= 140
1.2 12V	44	11/11→12/14	←	→ 06/14	2	83.6247-0522.3	330595	L= 522
1.2 LPG	51	07/07→11/14						
1.2 TDI	55	05/10→12/14	→	☐ / am Bremssattel; → 06/14; Scheibenbremse		24.1253-0050.3	331148	L= 192 mit Rohrleitung
1.2 TSI	63	03/10→12/14						
1.2 TSI	77	03/10→12/14	→	☐ / am Bremssattel; → 06/14; Scheibenbremse		24.1253-0060.3	331149	L= 192 mit Rohrleitung
1.4 TSI RS	132	05/10→12/14						
1.6	77	04/07→12/14	→	innen; → 06/14	2	83.7858-0140.3	330837	L= 140
1.6 TDI	55	04/10→12/14						
1.6 TDI	66	03/10→12/14						
1.6 TDI	77	03/10→12/14						
1.2 LPG	44	03/09→11/11	←		2	83.6247-0522.3	330595	L= 522
1.9 TDI	77	04/07→03/10	→	☐ / am Bremssattel; Scheibenbremse		24.1253-0050.3	331148	L= 192 mit Rohrleitung
			→	☐ / am Bremssattel; Scheibenbremse		24.1253-0060.3	331149	L= 192 mit Rohrleitung
			→	innen	2	83.7858-0140.3	330837	L= 140
1.4 TDI	51	02/07→03/10	←	03/07→	2	83.6247-0522.3	330595	L= 522
1.4 TDI	59	01/07→03/10	→	☐ / am Bremssattel; 03/07→; Scheibenbremse		24.1253-0050.3	331148	L= 192 mit Rohrleitung
			→	☐ / am Bremssattel; 03/07→; Scheibenbremse		24.1253-0060.3	331149	L= 192 mit Rohrleitung
			→	innen; 03/07→	2	83.7858-0140.3	330837	L= 140
<b>SKODA - FABIA II Combi (545) 10/07→12/14</b>								
 <b>Bremssattel</b>								
1.2	44	10/07→11/14	←	☐; → 06/14; +PR 1LB / 1LM		24.3481-1735.5	240283	ATE - Halter
1.2	51	10/07→12/14						
↓								

	kw			 	! #		
<b>SKODA - FABIA II Combi (545) 10/07→12/14</b>							
 <b>Bremssattel</b>							
1.2 LPG	51	10/07→11/14	←	☐; → 06/14; +PR 1LB / 1LM		24.3481-1736.5 240284	ATE - Halter
1.4	63	10/07→12/14	←	☐; → 06/14; +PR 1LN / 1ZH		24.3541-1797.5 240856	TRW - Halter
1.4 LPG	63	10/07→11/14	←	☐; → 06/14; +PR 1LN / 1ZH		24.3541-1798.5 240857	TRW - Halter
1.6	77	10/07→12/14	←	☐; → 06/14; +PR 1LQ / 1LR / 1ZG		24.3541-9549.5 241023	ATE - Halter
			←	☐; → 06/14; +PR 1LQ / 1LR / 1ZG		24.3541-9550.5 241024	ATE - Halter
			←	☐; → 06/14; +PR 1ZC		24.3541-9553.5 241025	ATE - Halter
			←	☐; → 06/14; +PR 1ZC		24.3541-9554.5 241026	ATE - Halter
			→	☐; → 05/09; +PR 1KK		24.3384-1729.5 240816	TRW - Halter
			→	☐; → 05/09; +PR 1KK		24.3384-1730.5 240817	TRW - Halter
			→	☐; 06/09→ 06/14; +PR 1KT		24.3387-1735.5 240657	TRW - Halter
			→	☐; 06/09→ 06/14; +PR 1KV		24.3387-1735.5 240657	TRW - Halter
			→	☐; 06/09→ 06/14; +PR 1KT		24.3387-1736.5 240658	TRW - Halter
			→	☐; 06/09→ 06/14; +PR 1KV		24.3387-1736.5 240658	TRW - Halter
1.2 12V	44	11/11→12/14	←	☐; → 06/14; +PR 1LB / 1LM		24.3481-1735.5 240283	ATE - Halter
1.2 TDI	55	05/10→12/14	←	☐; → 06/14; +PR 1LB / 1LM		24.3481-1736.5 240284	ATE - Halter
1.2 TSI	63	03/10→12/14	←	☐; → 06/14; +PR 1LB / 1LM		24.3481-1736.5 240284	ATE - Halter
1.2 TSI	77	03/10→12/14	←	☐; → 06/14; +PR 1LN / 1ZH		24.3541-1797.5 240856	TRW - Halter
1.4 TSI RS	132	05/10→12/14	←	☐; → 06/14; +PR 1LN / 1ZH		24.3541-1798.5 240857	TRW - Halter
1.6 TDI	55	04/10→12/14	←	☐; → 06/14; +PR 1LN / 1ZH		24.3541-1798.5 240857	TRW - Halter
1.6 TDI	66	03/10→12/14	←	☐; → 06/14; +PR 1LQ / 1LR / 1ZG		24.3541-9549.5 241023	ATE - Halter
1.6 TDI	77	03/10→12/14	←	☐; → 06/14; +PR 1LQ / 1LR / 1ZG		24.3541-9550.5 241024	ATE - Halter
			←	☐; → 06/14; +PR 1ZC		24.3541-9553.5 241025	ATE - Halter
			←	☐; → 06/14; +PR 1ZC		24.3541-9554.5 241026	ATE - Halter
			→	☐; → 06/14; +PR 1KV		24.3387-1735.5 240657	TRW - Halter
			→	☐; → 06/14; +PR 1KT		24.3387-1735.5 240657	TRW - Halter
			→	☐; → 06/14; +PR 1KV		24.3387-1736.5 240658	TRW - Halter
			→	☐; → 06/14; +PR 1KT		24.3387-1736.5 240658	TRW - Halter
1.2 LPG	44	03/09→11/11	←	☐; +PR 1LB / 1LM		24.3481-1735.5 240283	ATE - Halter
1.4 TDI	51	10/07→03/10	←	☐; +PR 1LB / 1LM		24.3481-1736.5 240284	ATE - Halter
1.4 TDI	59	10/07→03/10	←	☐; +PR 1LN / 1ZH		24.3541-1797.5 240856	TRW - Halter
			←	☐; +PR 1LN / 1ZH		24.3541-1798.5 240857	TRW - Halter
			←	☐; +PR 1LQ / 1LR / 1ZG		24.3541-9549.5 241023	ATE - Halter
			←	☐; +PR 1LQ / 1LR / 1ZG		24.3541-9550.5 241024	ATE - Halter
			←	☐; +PR 1ZC		24.3541-9553.5 241025	ATE - Halter
			←	☐; +PR 1ZC		24.3541-9554.5 241026	ATE - Halter
			→	☐; → 05/09; +PR 1KK		24.3384-1729.5 240816	TRW - Halter
			→	☐; → 05/09; +PR 1KK		24.3384-1730.5 240817	TRW - Halter
			→	☐; 06/09→; +PR 1KT		24.3387-1735.5 240657	TRW - Halter
			→	☐; 06/09→; +PR 1KV		24.3387-1735.5 240657	TRW - Halter
			→	☐; 06/09→; +PR 1KT		24.3387-1736.5 240658	TRW - Halter
			→	☐; 06/09→; +PR 1KV		24.3387-1736.5 240658	TRW - Halter
1.9 TDI	77	10/07→03/10	←	☐; +PR 1LB / 1LM		24.3481-1735.5 240283	ATE - Halter
			←	☐; +PR 1LB / 1LM		24.3481-1736.5 240284	ATE - Halter
			←	☐; +PR 1LN / 1ZH		24.3541-1797.5 240856	TRW - Halter
			←	☐; +PR 1LN / 1ZH		24.3541-1798.5 240857	TRW - Halter
			←	☐; +PR 1LQ / 1LR / 1ZG		24.3541-9549.5 241023	ATE - Halter
			←	☐; +PR 1LQ / 1LR / 1ZG		24.3541-9550.5 241024	ATE - Halter
			←	☐; +PR 1ZC		24.3541-9553.5 241025	ATE - Halter
			←	☐; +PR 1ZC		24.3541-9554.5 241026	ATE - Halter
			→	☐; → 05/09; +PR 1KK		24.3384-1729.5 240816	TRW - Halter
			→	☐; → 05/09; +PR 1KK		24.3384-1730.5 240817	TRW - Halter
			→	☐; +PR 1KT		24.3387-1735.5 240657	TRW - Halter
			→	☐; +PR 1KV		24.3387-1735.5 240657	TRW - Halter
			→	☐; +PR 1KV		24.3387-1736.5 240658	TRW - Halter






























	kw			 	! #		
<b>SKODA - FABIA II Combi (545) 10/07→12/14</b>							
 <b>Bremssattel</b>							
1.9 TDI	77	10/07→03/10	➡	☐; +PR 1KT		24.3387-1736.5 240658	TRW - Halter
<b>Führungshülzensatz, Bremssattel</b>							
1.2	44	10/07→11/14	←	→ 06/14; +PR 1LQ / 1LR / 1ZG		11.0101-5409.2 260035	ATE
1.2	51	10/07→12/14					
1.2 12V	44	11/11→12/14					
1.2 LPG	51	10/07→11/14					
1.2 TDI	55	05/10→12/14					
1.2 TSI	63	03/10→12/14					
1.2 TSI	77	03/10→12/14					
1.4	63	10/07→12/14					
1.4 LPG	63	10/07→11/14					
1.4 TSI RS	132	05/10→12/14					
1.6	77	10/07→12/14					
1.6 TDI	55	04/10→12/14					
1.6 TDI	66	03/10→12/14					
1.6 TDI	77	03/10→12/14					
1.2 LPG	44	03/09→11/11	←	+PR 1LQ / 1LR / 1ZG		11.0101-5409.2 260035	ATE
1.4 TDI	51	10/07→03/10					
1.4 TDI	59	10/07→03/10					
1.9 TDI	77	10/07→03/10					
 <b>Bremsschlauch</b>							
1.2	44	10/07→11/14	←	→ 06/14	2	83.6247-0522.3 330595	L= 522
1.2	51	10/07→12/14					
1.2 12V	44	11/11→12/14	➡	☐ / am Bremssattel; → 06/14; Scheibenbremse		24.1253-0050.3 331148	L= 192 mit Rohrleitung
1.2 LPG	51	10/07→11/14					
1.2 TDI	55	05/10→12/14	➡	☐ / am Bremssattel; → 06/14; Scheibenbremse		24.1253-0060.3 331149	L= 192 mit Rohrleitung
1.2 TSI	63	03/10→12/14					
1.2 TSI	77	03/10→12/14					
1.4	63	10/07→12/14	➡	innen; → 06/14	2	83.7858-0140.3 330837	L= 140
1.4 LPG	63	10/07→11/14					
1.4 TSI RS	132	05/10→12/14					
1.6	77	10/07→12/14					
1.6 TDI	55	04/10→12/14					
1.6 TDI	66	03/10→12/14					
1.6 TDI	77	03/10→12/14					
1.2 LPG	44	03/09→11/11	←		2	83.6247-0522.3 330595	L= 522
1.4 TDI	51	10/07→03/10	➡	☐ / am Bremssattel; Scheibenbremse		24.1253-0050.3 331148	L= 192 mit Rohrleitung
1.4 TDI	59	10/07→03/10	➡	☐ / am Bremssattel; Scheibenbremse		24.1253-0060.3 331149	L= 192 mit Rohrleitung
1.9 TDI	77	10/07→03/10	➡	innen	2	83.7858-0140.3 330837	L= 140
<b>SKODA - FABIA III (NJ3) 08/14→</b>							
 <b>Bremssattel</b>							
1.0	44	08/14→	←	☐; +PR 1ZG		24.3541-9549.5 241023	ATE - Halter
1.0	55	08/14→					
1.0 TSI	70	08/14→	←	☐; +PR 1ZG		24.3541-9550.5 241024	ATE - Halter
1.0 TSI	81	08/14→	←	☐; +PR 1ZC		24.3541-9553.5 241025	ATE - Halter
1.2 TSI	66	08/14→					
1.2 TSI	81	08/14→	←	☐; +PR 1ZC		24.3541-9554.5 241026	ATE - Halter
1.4 TDI	66	08/14→	➡	☐; +PR 1KK / 1KT / 2EJ		24.3387-1735.5 240657	TRW - Halter
1.4 TDI	77	08/14→					
1.4 TSI R5	92	02/18→	➡	☐; +PR 1KK / 1KT / 2EJ		24.3387-1736.5 240658	TRW - Halter
1.4 TDI	55	05/15→	←	☐; +PR 1ZC		24.3541-9553.5 241025	ATE - Halter
			←	☐; +PR 1ZC		24.3541-9554.5 241026	ATE - Halter
			➡	☐; +PR 1KT		24.3387-1735.5 240657	TRW - Halter
			➡	☐; +PR 1KT		24.3387-1736.5 240658	TRW - Halter
1.6	81	01/15→	←	☐; +PR 1ZG		24.3541-9549.5 241023	ATE - Halter
			←	☐; +PR 1ZG		24.3541-9550.5 241024	ATE - Halter
			←	☐; +PR 1ZC		24.3541-9553.5 241025	ATE - Halter
			←	☐; +PR 1ZC		24.3541-9554.5 241026	ATE - Halter
			➡	☐; +PR 1KT		24.3387-1735.5 240657	TRW - Halter
			➡	☐; +PR 1KT		24.3387-1736.5 240658	TRW - Halter
<b>Feder, Bremssattel</b>							
1.0	44	08/14→		+PR 1ZC	2	11.8116-0351.1 390538	ATE
1.0	55	08/14→					
1.0 TSI	70	08/14→					
1.0 TSI	81	08/14→					
1.2 TSI	66	08/14→					
1.2 TSI	81	08/14→					
1.4 TDI	55	05/15→					
↓							

	kw					! #		
<b>SKODA - FABIA III (NJ3) 08/14→</b>								
<b>Feder, Bremssattel</b>								
1.4 TDI	66	08/14→			+PR 1ZC	2	11.8116-0351.1	390538 ATE
1.4 TDI	77	08/14→						
1.4 TSI R5	92	02/18→						
1.6	81	01/15→						
<b>Führungshülzensatz, Bremssattel</b>								
1.0	44	08/14→	←		+PR 1ZG		11.0101-5409.2	260035 ATE
1.0	55	08/14→						
1.0 TSI	70	08/14→	←		+PR 1ZC		11.0101-5409.2	260035 ATE
1.0 TSI	81	08/14→						
1.2 TSI	66	08/14→						
1.2 TSI	81	08/14→						
1.4 TDI	66	08/14→						
1.4 TDI	77	08/14→						
1.4 TSI R5	92	02/18→						
1.6	81	01/15→						
1.4 TDI	55	05/15→	←		+PR 1ZC		11.0101-5409.2	260035 ATE
<b>Führungsbolzen, Bremssattel</b>								
1.0	44	08/14→			+PR 1ZC	2	11.8171-0008.1	990049 ATE
1.0	55	08/14→						
1.0 TSI	70	08/14→	←		+PR 1ZG	2	11.8171-0008.1	990049 ATE
1.0 TSI	81	08/14→						
1.2 TSI	66	08/14→						
1.2 TSI	81	08/14→						
1.4 TDI	66	08/14→						
1.4 TDI	77	08/14→						
1.4 TSI R5	92	02/18→						
1.6	81	01/15→						
1.4 TDI	55	05/15→			+PR 1ZC	2	11.8171-0008.1	990049 ATE
<b> Bremsschlauch</b>								
1.0	44	08/14→	→			2	83.7858-0140.3	330837 L= 140
1.0	55	08/14→						
1.0 TSI	70	08/14→						
1.0 TSI	81	08/14→						
1.2 TSI	66	08/14→						
1.2 TSI	81	08/14→						
1.4 TDI	55	05/15→						
1.4 TDI	66	08/14→						
1.4 TDI	77	08/14→						
1.4 TSI R5	92	02/18→						
1.6	81	01/15→	→		01/16→	2	83.7858-0140.3	330837 L= 140
<b>SKODA - FABIA III Kombi (NJ5) 08/14→</b>								
<b> Bremssattel</b>								
1.0	44	10/14→	←	☐	+PR 1ZG		24.3541-9549.5	241023 ATE - Halter
1.0	55	10/14→						
1.0 TSI	70	08/14→	←	☐	+PR 1ZG		24.3541-9550.5	241024 ATE - Halter
1.0 TSI	81	08/14→	←	☐	+PR 1ZC		24.3541-9553.5	241025 ATE - Halter
1.2 TSI	66	10/14→						
1.2 TSI	81	10/14→	←	☐	+PR 1ZC		24.3541-9554.5	241026 ATE - Halter
1.4 TDI	66	10/14→	→	☐	+PR 1KK / 1KT / 2EJ		24.3387-1735.5	240657 TRW - Halter
1.4 TDI	77	10/14→	→	☐	+PR 1KK / 1KT / 2EJ		24.3387-1736.5	240658 TRW - Halter
1.4 TDI	55	05/15→	←	☐	+PR 1ZC		24.3541-9553.5	241025 ATE - Halter
			←	☐	+PR 1ZC		24.3541-9554.5	241026 ATE - Halter
			→	☐	+PR 1KT		24.3387-1735.5	240657 TRW - Halter
			→	☐	+PR 1KT		24.3387-1736.5	240658 TRW - Halter
1.6	81	01/15→	←	☐	+PR 1ZG		24.3541-9549.5	241023 ATE - Halter
			←	☐	+PR 1ZG		24.3541-9550.5	241024 ATE - Halter
			←	☐	+PR 1ZC		24.3541-9553.5	241025 ATE - Halter
			←	☐	+PR 1ZC		24.3541-9554.5	241026 ATE - Halter
			→	☐	+PR 1KT		24.3387-1735.5	240657 TRW - Halter
			→	☐	+PR 1KT		24.3387-1736.5	240658 TRW - Halter
<b>Feder, Bremssattel</b>								
1.0	44	10/14→			+PR 1ZC	2	11.8116-0351.1	390538 ATE
1.0	55	10/14→						
1.0 TSI	70	08/14→						
1.0 TSI	81	08/14→						
1.2 TSI	66	10/14→						
1.2 TSI	81	10/14→						









	kW			 	! #		
<b>SKODA - FABIA III Kombi (NJ5) 08/14→</b>							
<b>Feder, Bremssattel</b>							
1.4 TDI	55	05/15→		+PR 1ZC	2	11.8116-0351.1 390538	ATE
1.4 TDI	66	10/14→					
1.4 TDI	77	10/14→					
1.6	81	01/15→					
<b>Führungshülzensatz, Bremssattel</b>							
1.0	44	10/14→	←	+PR 1ZG		11.0101-5409.2 260035	ATE
1.0	55	10/14→					
1.0 TSI	70	08/14→	←	+PR 1ZC		11.0101-5409.2 260035	ATE
1.0 TSI	81	08/14→					
1.2 TSI	66	10/14→					
1.2 TSI	81	10/14→					
1.4 TDI	66	10/14→					
1.4 TDI	77	10/14→					
1.6	81	01/15→					
1.4 TDI	55	05/15→	←	+PR 1ZC		11.0101-5409.2 260035	ATE
<b>Führungsbolzen, Bremssattel</b>							
1.0	44	10/14→		+PR 1ZC	2	11.8171-0008.1 990049	ATE
1.0	55	10/14→					
1.0 TSI	70	08/14→	←	+PR 1ZG	2	11.8171-0008.1 990049	ATE
1.0 TSI	81	08/14→					
1.2 TSI	66	10/14→					
1.2 TSI	81	10/14→					
1.4 TDI	66	10/14→					
1.4 TDI	77	10/14→					
1.6	81	01/15→					
1.4 TDI	55	05/15→		+PR 1ZC	2	11.8171-0008.1 990049	ATE
<b>Bremsschlauch</b>							
1.0	44	10/14→	→		2	83.7858-0140.3 330837	L= 140
1.0	55	10/14→					
1.0 TSI	70	08/14→					
1.0 TSI	81	08/14→					
1.2 TSI	66	10/14→					
1.2 TSI	81	10/14→					
1.4 TDI	55	05/15→					
1.4 TDI	66	10/14→					
1.4 TDI	77	10/14→					
1.6	81	01/15→	→	01/16→	2	83.7858-0140.3 330837	L= 140
<b>SKODA - FELICIA I (6U1) 10/94→03/98</b>							
<b>Bremssattel</b>							
1.3	40	10/94→03/98	←	☐; → 02/98		24.3541-1737.5 240197	TRW - Halter
1.3	43	10/94→03/98					
1.3	50	10/94→03/98	←	☐; → 02/98		24.3541-1738.5 240198	TRW - Halter
1.6 LX	55	08/95→03/98					
1.9 D	47	10/95→03/98	←	☐; 10/96→ 02/98		24.3541-1737.5 240197	TRW - Halter
			←	☐; 10/96→ 02/98		24.3541-1738.5 240198	TRW - Halter
<b>Bremsschlauch</b>							
1.3	40	10/94→03/98	←	→ 06/96; - ABS	2	24.5112-0339.3 330771	L= 340
1.3	43	10/94→03/98					
1.3	50	10/94→03/98	←	07/96→ 02/98; - ABS	2	24.5166-0325.3 331293	L= 325
			→	04/95→ 02/98	2	24.5228-0180.3 330761	L= 180
1.6 LX	55	08/95→03/98	←	→ 06/96; - ABS	2	24.5112-0339.3 330771	L= 340
			←	07/96→ 02/98; - ABS	2	24.5166-0325.3 331293	L= 325
			→	→ 02/98	2	24.5228-0180.3 330761	L= 180
1.9 D	47	10/95→03/98	←	10/96→ 02/98; - ABS	2	24.5166-0325.3 331293	L= 325
			→	10/96→ 02/98	2	24.5228-0180.3 330761	L= 180
<b>SKODA - FELICIA I Kombi (6U5) 07/95→03/98</b>							
<b>Bremssattel</b>							
1.3	43	08/95→03/98	←	☐; → 02/98		24.3541-1737.5 240197	TRW - Halter
1.3 LX	40	08/95→03/98					
1.3 LXI	50	08/95→03/98	←	☐; → 02/98		24.3541-1738.5 240198	TRW - Halter
1.6 GLX	55	08/95→03/98					
1.9 D	47	10/95→03/98	←	☐; 10/96→ 02/98		24.3541-1737.5 240197	TRW - Halter
			←	☐; 10/96→ 02/98		24.3541-1738.5 240198	TRW - Halter
↓							











	kw			 	! #		
<b>SKODA - FELICIA I Kombi (6U5) 07/95→03/98</b>							
 <b>Bremsschlauch</b>							
1.3	43	08/95→03/98	←	→ 06/96; - ABS	2	24.5112-0339.3 330771	L= 340
1.3 LX	40	08/95→03/98	←	→ 07/96 → 02/98; - ABS	2	24.5166-0325.3 331293	L= 325
1.3 LXI	50	08/95→03/98	←	→ 02/98	2	24.5228-0180.3 330761	L= 180
1.6 GLX	55	08/95→03/98	→		2	24.5228-0180.3 330761	L= 180
1.9 D	47	10/95→03/98	←	10/96 → 02/98; - ABS	2	24.5166-0325.3 331293	L= 325
			→	10/96 → 02/98	2	24.5228-0180.3 330761	L= 180
<b>SKODA - FELICIA I Pick-up (6UF, 6U7) 10/95→04/02</b>							
 <b>Bremssattel</b>							
1.3	40	06/97→04/02	←	☐; → 12/00		24.3541-1737.5 240197	TRW - Halter
1.3	50	06/97→04/02	←	☐; → 12/00		24.3541-1738.5 240198	TRW - Halter
1.9 D	47	06/97→04/02	←	☐; → 12/00		24.3541-1738.5 240198	TRW - Halter
1.6	55	06/97→04/02	←	☐; → 12/99		24.3541-1737.5 240197	TRW - Halter
			←	☐; → 12/99		24.3541-1738.5 240198	TRW - Halter
 <b>Bremsschlauch</b>							
1.3	40	06/97→04/02	←	→ 12/00	2	24.5166-0325.3 331293	L= 325
1.3	50	06/97→04/02	←	→ 12/00	2	83.6236-0175.3 330710	L= 175
1.9 D	47	06/97→04/02	→	→ 12/00	2	83.6236-0175.3 330710	L= 175
1.6	55	06/97→04/02	←	→ 12/99	2	24.5166-0325.3 331293	L= 325
			→	→ 12/99	2	83.6236-0175.3 330710	L= 175
<b>SKODA - FELICIA II (6U1) 01/98→06/01</b>							
 <b>Bremssattel</b>							
1.3	40	01/98→06/01	←	☐; 03/98→		24.3541-1737.5 240197	TRW - Halter
1.3	43	01/98→06/01	←	☐; 03/98→		24.3541-1738.5 240198	TRW - Halter
1.3	50	01/98→06/01	←	☐; 03/98→		24.3541-1738.5 240198	TRW - Halter
1.6	55	01/98→06/01	←				
1.9 D	47	01/98→06/01	←				
 <b>Bremsschlauch</b>							
1.3	40	01/98→06/01	←	03/98→	2	24.5166-0325.3 331293	L= 325
1.3	43	01/98→06/01	←	03/98→	2	24.5166-0325.3 331293	L= 325
1.3	50	01/98→06/01	→	03/98→ 08/98	2	24.5228-0180.3 330761	L= 180
1.6	55	01/98→06/01	→	09/98→	2	83.6236-0175.3 330710	L= 175
1.9 D	47	01/98→06/01	→	09/98→	2	83.6236-0175.3 330710	L= 175
<b>SKODA - FELICIA II Kombi (6U5) 01/98→06/01</b>							
 <b>Bremssattel</b>							
1.3	50	01/98→06/01	←	☐; 03/98→		24.3541-1737.5 240197	TRW - Halter
1.6	55	01/98→06/01	←	☐; 03/98→		24.3541-1738.5 240198	TRW - Halter
1.9 D	47	01/98→06/01	←	☐; 03/98→		24.3541-1738.5 240198	TRW - Halter
 <b>Bremsschlauch</b>							
1.3	50	01/98→06/01	←	03/98→	2	24.5166-0325.3 331293	L= 325
1.6	55	01/98→06/01	←	03/98→	2	24.5166-0325.3 331293	L= 325
1.9 D	47	01/98→06/01	→	03/98→ 08/98	2	24.5228-0180.3 330761	L= 180
			→	09/98→	2	83.6236-0175.3 330710	L= 175
<b>SKODA - FELICIA Cube Van (6U5) 11/95→12/01</b>							
 <b>Bremssattel</b>							
1.9 D	47	03/97→12/01	←	☐; 03/98→		24.3541-1737.5 240197	TRW - Halter
			←	☐; 03/98→		24.3541-1738.5 240198	TRW - Halter
 <b>Bremsschlauch</b>							
1.9 D	47	03/97→12/01	←	03/98→	2	24.5166-0325.3 331293	L= 325
			→	03/98→ 08/98	2	24.5228-0180.3 330761	L= 180
			→	09/98→	2	83.6236-0175.3 330710	L= 175
<b>SKODA - KAROQ (NU7) 07/17→</b>							
 <b>Bremssattel</b>							
1.0 TSI	81	09/20→	→	☐; +PR 1KE		24.6238-7023.5 241241	ATE - Halter + eFSB
1.0 TSI	85	07/17→	→	☐; +PR 1KE		24.6238-7047.5 241181	ATE - Halter + eFSB
1.4 TSI	110	09/19→	→	☐; +PR 1KE		24.6238-7047.5 241181	ATE - Halter + eFSB
1.6 SRE	81	06/20→	→	☐; +PR 1KE		24.6238-7024.5 241242	ATE - Halter + eFSB
1.6 TDI	85	07/17→	→	☐; +PR 1KE		24.6238-7048.5 241182	ATE - Halter + eFSB
2.0 TDI	110	07/17→	→	☐; +PR 1KE		24.6238-7048.5 241182	ATE - Halter + eFSB
↓							








	kw			 	! #					
<b>SKODA - KAROQ (NU7) 07/17→</b>										
 <b>Bremssattel</b>										
2.0 TSI 4x4	140	04/19→	➔	☐; +PR 1KE	24.6238-7023.5	241241	ATE - Halter + eFSB			
				☐; +PR 1KE	24.6238-7047.5	241181	ATE - Halter + eFSB			
			➔	☐; +PR 1KE	24.6238-7024.5	241242	ATE - Halter + eFSB			
				☐; +PR 1KE	24.6238-7048.5	241182	ATE - Halter + eFSB			
1.5 TSI 1.5 TSI 4x4 2.0 TDI 4x4 2.0 TDI 4x4	110 110 110 140	07/17→ 07/17→ 07/17→ 07/17→	➔	☐; 10/17→; +PR 1KE	24.6238-7023.5	241241	ATE - Halter + eFSB			
				☐; 10/17→; +PR 1KE	24.6238-7047.5	241181	ATE - Halter + eFSB			
			➔	☐; 10/17→; +PR 1KE	24.6238-7024.5	241242	ATE - Halter + eFSB			
				☐; 10/17→; +PR 1KE	24.6238-7048.5	241182	ATE - Halter + eFSB			
<b>SKODA - KODIAQ (NS7, NV7) 10/16→</b>										
 <b>Bremssattel</b>										
1.4 TSI 1.4 TSI 1.4 TSI 4x4 2.0 TDI 2.0 TDI 4x4 2.0 TDI 4x4 2.0 TSI 4x4	92 110 110 110 110 140 132	10/16→ 10/16→ 10/16→ 10/16→ 10/16→ 10/16→ 10/16→	←	☐; 03/17→; +PR 1LA / 1LW	24.3601-1727.5	240786	TRW - Halter			
				☐; 03/17→; +PR 1LA / 1LW	24.3601-1728.5	240787	TRW - Halter			
			➔	☐; +PR 1KJ	24.6242-7017.5	241185	ATE - Halter + eFSB			
				☐; +PR 1KJ	24.6242-7018.5	241186	ATE - Halter + eFSB			
			1.5 TSI 1.5 TSI 4x4 2.0 RS Bi-TDI 4x4 2.0 TDI 2.0 TDI 2.0 TDI 4x4 2.0 TDI 4x4 2.0 TSI 4x4	110 110 176 85 147 130 147 140	07/18→ 07/18→ 11/18→ 02/19→ 02/20→ 04/17→ 09/20→ 02/19→	←	☐; +PR 1LA / 1LW	24.3601-1727.5	240786	TRW - Halter
							☐; +PR 1LA / 1LW	24.3601-1728.5	240787	TRW - Halter
➔	☐; +PR 1KJ	24.6242-7017.5				241185	ATE - Halter + eFSB			
	☐; +PR 1KJ	24.6242-7018.5				241186	ATE - Halter + eFSB			
<b>SKODA - OCTAVIA II (1U2) 09/96→12/10</b>										
 <b>Bremssattel</b>										
1.4	44	04/99→03/01	←	☐; +PR 1LN / 1LE / 1ZD / 1ZE / 1ZH	24.3541-8523.5	240551	ATE - Halter			
				☐; +PR 1LN / 1LE / 1ZD / 1ZE / 1ZH	24.3541-8524.5	240552	ATE - Halter			
				☐; +PR 1LQ / 1LR / 1LS / 1ZM	24.3541-9549.5	241023	ATE - Halter			
				☐; +PR 1LQ / 1LR / 1LS / 1ZM	24.3541-9550.5	241024	ATE - Halter			
1.4 16V	55	09/00→12/10	←	☐; +PR 1LN / 1LE / 1ZD / 1ZE / 1ZH; → 06/10	24.3541-8523.5	240551	ATE - Halter			
				☐; +PR 1LN / 1LE / 1ZD / 1ZE / 1ZH; → 06/10	24.3541-8524.5	240552	ATE - Halter			
			←	☐; → 06/10; +PR 1LQ / 1LR / 1LS / 1ZM	24.3541-9549.5	241023	ATE - Halter			
				☐; → 06/10; +PR 1LQ / 1LR / 1LS / 1ZM	24.3541-9550.5	241024	ATE - Halter			
1.6 1.9 TDI	55 66	09/96→09/04 09/96→03/10	←	☐; 10/96→; +PR 1LN / 1LE / 1ZD / 1ZE / 1ZH	24.3541-8523.5	240551	ATE - Halter			
				☐; 10/96→; +PR 1LN / 1LE / 1ZD / 1ZE / 1ZH	24.3541-8524.5	240552	ATE - Halter			
			←	☐; 1U-W-104150→; +PR 1LQ / 1LR / 1LS / 1ZM	24.3541-9549.5	241023	ATE - Halter			
				☐; 10/96→; → 1U-W-104149; +PR 1LQ / 1LR / 1LS / 1ZM	24.3541-9549.5	241023	ATE - Halter			
			←	☐; 1U-W-104150→; +PR 1LQ / 1LR / 1LS / 1ZM	24.3541-9550.5	241024	ATE - Halter			
				☐; 10/96→; → 1U-W-104149; +PR 1LQ / 1LR / 1LS / 1ZM	24.3541-9550.5	241024	ATE - Halter			
			➔	☐; 10/96→; → 1U-Y-294000; +PR 1KP	24.3414-1703.5	240830	TRW - Halter			
				☐; 10/96→; → 1U-Y-294000; +PR 1KP	24.3414-1704.5	240831	TRW - Halter			
			➔	☐; 1U-Y-294001→; +PR 1KP	24.3414-1705.5	240832	TRW - Halter			
				☐; 1U-Y-294001→; +PR 1KP	24.3414-1706.5	240833	TRW - Halter			
1.6	74	02/97→12/07	←	☐; +PR 1LN / 1LE / 1ZD / 1ZE / 1ZH	24.3541-8523.5	240551	ATE - Halter			
				☐; +PR 1LN / 1LE / 1ZD / 1ZE / 1ZH	24.3541-8524.5	240552	ATE - Halter			
			←	☐; → 1U-W-104149; +PR 1LQ / 1LR / 1LS / 1ZM	24.3541-9549.5	241023	ATE - Halter			
				☐; 1U-W-104150→; +PR 1LQ / 1LR / 1LS / 1ZM	24.3541-9549.5	241023	ATE - Halter			
			←	☐; 1U-W-104150→; +PR 1LQ / 1LR / 1LS / 1ZM	24.3541-9550.5	241024	ATE - Halter			
				☐; → 1U-W-104149; +PR 1LQ / 1LR / 1LS / 1ZM	24.3541-9550.5	241024	ATE - Halter			
			➔	☐; → 1U-Y-294000; +PR 1KP	24.3414-1703.5	240830	TRW - Halter			
↓										












	kw			 	! #		
<b>SKODA - OCTAVIA II (1U2) 09/96→12/10</b>							
 <b>Bremssattel</b>							
1.6	74	02/97→12/07	➡	☐; → 1U-Y-294000; +PR 1KP	24.3414-1704.5	240831	TRW - Halter
			➡	☐; 1U-Y-294001→; +PR 1KP	24.3414-1705.5	240832	TRW - Halter
			➡	☐; 1U-Y-294001→; +PR 1KP	24.3414-1706.5	240833	TRW - Halter
1.6	75	11/00→12/10	←	☐; +PR 1LN / 1LE / 1ZD / 1ZE / 1ZH; → 06/10	24.3541-8523.5	240551	ATE - Halter
			←	☐; +PR 1LN / 1LE / 1ZD / 1ZE / 1ZH; → 06/10	24.3541-8524.5	240552	ATE - Halter
			←	☐; → 1U-W-104149; +PR 1LQ / 1LR / 1LS / 1ZM	24.3541-9549.5	241023	ATE - Halter
			←	☐; 1U-W-104150→; → 06/10; +PR 1LQ / 1LR / 1LS / 1ZM	24.3541-9549.5	241023	ATE - Halter
			←	☐; → 1U-W-104149; +PR 1LQ / 1LR / 1LS / 1ZM	24.3541-9550.5	241024	ATE - Halter
			←	☐; 1U-W-104150→; → 06/10; +PR 1LQ / 1LR / 1LS / 1ZM	24.3541-9550.5	241024	ATE - Halter
			➡	☐; → 1U-Y-294000; +PR 1KP	24.3414-1703.5	240830	TRW - Halter
			➡	☐; → 1U-Y-294000; +PR 1KP	24.3414-1704.5	240831	TRW - Halter
			➡	☐; 1U-Y-294001→; → 06/10; +PR 1KP	24.3414-1705.5	240832	TRW - Halter
			➡	☐; 1U-Y-294001→; → 06/10; +PR 1KP	24.3414-1706.5	240833	TRW - Halter
1.8	92	09/96→07/00	←	☐; 10/96→; +PR 1LN / 1LE / 1ZD / 1ZE / 1ZH	24.3541-8523.5	240551	ATE - Halter
			←	☐; 10/96→; +PR 1LN / 1LE / 1ZD / 1ZE / 1ZH	24.3541-8524.5	240552	ATE - Halter
			←	☐; 1U-W-104150→; +PR 1LQ / 1LR / 1LS / 1ZM	24.3541-9549.5	241023	ATE - Halter
			←	☐; 10/96→; → 1U-W-104149; +PR 1LQ / 1LR / 1LS / 1ZM	24.3541-9549.5	241023	ATE - Halter
			←	☐; 10/96→; → 1U-W-104149; +PR 1LQ / 1LR / 1LS / 1ZM	24.3541-9550.5	241024	ATE - Halter
			←	☐; 1U-W-104150→; +PR 1LQ / 1LR / 1LS / 1ZM	24.3541-9550.5	241024	ATE - Halter
			➡	☐; 10/96→; → 1U-W-129999; +PR 1KK / 1KS	24.3384-1723.5	240842	TRW - Halter
			➡	☐; 10/96→; → 1U-W-129999; +PR 1KK / 1KS	24.3384-1724.5	240843	TRW - Halter
			➡	☐; 1U-W-130000→ 1U-Y-294000; +PR 1KP	24.3414-1703.5	240830	TRW - Halter
			➡	☐; 1U-W-130000→ 1U-Y-294000; +PR 1KP	24.3414-1704.5	240831	TRW - Halter
			➡	☐; 1U-Y-294001→; +PR 1KP	24.3414-1705.5	240832	TRW - Halter
			➡	☐; 1U-Y-294001→; +PR 1KP	24.3414-1706.5	240833	TRW - Halter
1.8 T	110	08/97→12/10	←	☐; 03/98→ 06/10; +PR 1LN / 1LE / 1ZD / 1ZE / 1ZH	24.3541-8523.5	240551	ATE - Halter
			←	☐; 03/98→ 06/10; +PR 1LN / 1LE / 1ZD / 1ZE / 1ZH	24.3541-8524.5	240552	ATE - Halter
			←	☐; 1U-W-104150→; → 06/10; +PR 1LQ / 1LR / 1LS / 1ZM	24.3541-9549.5	241023	ATE - Halter
			←	☐; 03/98→; → 1U-W-104149; +PR 1LQ / 1LR / 1LS / 1ZM	24.3541-9549.5	241023	ATE - Halter
			←	☐; 1U-W-104150→; → 06/10; +PR 1LQ / 1LR / 1LS / 1ZM	24.3541-9550.5	241024	ATE - Halter
			←	☐; 03/98→; → 1U-W-104149; +PR 1LQ / 1LR / 1LS / 1ZM	24.3541-9550.5	241024	ATE - Halter
			➡	☐; 03/98→; → 1U-W-129999; +PR 1KK / 1KS	24.3384-1723.5	240842	TRW - Halter
			➡	☐; 03/98→; → 1U-W-129999; +PR 1KK / 1KS	24.3384-1724.5	240843	TRW - Halter
			➡	☐; 1U-W-130000→ 1U-Y-294000; +PR 1KP	24.3414-1703.5	240830	TRW - Halter
			➡	☐; 1U-W-130000→ 1U-Y-294000; +PR 1KP	24.3414-1704.5	240831	TRW - Halter
			➡	☐; 1U-Y-294001→; → 06/10; +PR 1KP	24.3414-1705.5	240832	TRW - Halter
			➡	☐; 1U-Y-294001→; → 06/10; +PR 1KP	24.3414-1706.5	240833	TRW - Halter
1.8 T 4x4	110	05/01→05/06	←	☐; +PR 1LN / 1LE / 1ZD / 1ZE / 1ZH	24.3541-8523.5	240551	ATE - Halter
			←	☐; +PR 1LN / 1LE / 1ZD / 1ZE / 1ZH	24.3541-8524.5	240552	ATE - Halter
			←	☐; +PR 1LQ / 1LR / 1LS / 1ZM	24.3541-9549.5	241023	ATE - Halter
			←	☐; +PR 1LQ / 1LR / 1LS / 1ZM	24.3541-9550.5	241024	ATE - Halter











	kw			 	! #		
<b>SKODA - OCTAVIA II (1U2) 09/96→12/10</b>							
<b> Bremssattel</b>							
1.8 T 4x4	110	05/01→05/06	➡	☐; +PR 1KE		24.3414-1705.5 240832	TRW - Halter
			➡	☐; +PR 1KE		24.3414-1706.5 240833	TRW - Halter
1.9 SDI 1.9 TDI	50 81	06/97→12/03 08/97→01/06	⬅	☐; +PR 1LN / 1LE / 1ZD / 1ZE / 1ZH		24.3541-8523.5 240551	ATE - Halter
			⬅	☐; +PR 1LN / 1LE / 1ZD / 1ZE / 1ZH		24.3541-8524.5 240552	ATE - Halter
			⬅	☐; 1U-W-104150→; +PR 1LQ / 1LR / 1LS / 1ZM		24.3541-9549.5 241023	ATE - Halter
			⬅	☐; → 1U-W-104149; +PR 1LQ / 1LR / 1LS / 1ZM		24.3541-9549.5 241023	ATE - Halter
			⬅	☐; → 1U-W-104149; +PR 1LQ / 1LR / 1LS / 1ZM		24.3541-9550.5 241024	ATE - Halter
			⬅	☐; 1U-W-104150→; +PR 1LQ / 1LR / 1LS / 1ZM		24.3541-9550.5 241024	ATE - Halter
			➡	☐; → 1U-W-129999; +PR 1KK / 1KS		24.3384-1723.5 240842	TRW - Halter
			➡	☐; → 1U-W-129999; +PR 1KK / 1KS		24.3384-1724.5 240843	TRW - Halter
			➡	☐; 1U-W-130000→ 1U-Y-294000; +PR 1KP		24.3414-1703.5 240830	TRW - Halter
			➡	☐; 1U-W-130000→ 1U-Y-294000; +PR 1KP		24.3414-1704.5 240831	TRW - Halter
			➡	☐; 1U-Y-294001→; +PR 1KP		24.3414-1705.5 240832	TRW - Halter
			➡	☐; 1U-Y-294001→; +PR 1KP		24.3414-1706.5 240833	TRW - Halter
1.9 TDI	74	10/05→12/10	⬅	☐; +PR 1LN / 1LE / 1ZD / 1ZE / 1ZH; → 06/10		24.3541-8523.5 240551	ATE - Halter
			⬅	☐; +PR 1LN / 1LE / 1ZD / 1ZE / 1ZH; → 06/10		24.3541-8524.5 240552	ATE - Halter
			⬅	☐; → 06/10; +PR 1LQ / 1LR / 1LS / 1ZM		24.3541-9549.5 241023	ATE - Halter
			⬅	☐; → 06/10; +PR 1LQ / 1LR / 1LS / 1ZM		24.3541-9550.5 241024	ATE - Halter
			➡	☐; → 06/10; +PR 1KP		24.3414-1705.5 240832	TRW - Halter
			➡	☐; → 06/10; +PR 1KP		24.3414-1706.5 240833	TRW - Halter
1.9 TDI	96	09/02→09/04	⬅	☐; 01/03→; +PR 1LN / 1LE / 1ZD / 1ZE / 1ZH		24.3541-8523.5 240551	ATE - Halter
			⬅	☐; 01/03→; +PR 1LN / 1LE / 1ZD / 1ZE / 1ZH		24.3541-8524.5 240552	ATE - Halter
			⬅	☐; 01/03→; +PR 1LQ / 1LR / 1LS / 1ZM		24.3541-9549.5 241023	ATE - Halter
			⬅	☐; 01/03→; +PR 1LQ / 1LR / 1LS / 1ZM		24.3541-9550.5 241024	ATE - Halter
			➡	☐; 01/03→; +PR 1KP		24.3414-1705.5 240832	TRW - Halter
			➡	☐; 01/03→; +PR 1KP		24.3414-1706.5 240833	TRW - Halter
2.0	85	04/99→05/07	⬅	☐; +PR 1LN / 1LE / 1ZD / 1ZE / 1ZH		24.3541-8523.5 240551	ATE - Halter
			⬅	☐; +PR 1LN / 1LE / 1ZD / 1ZE / 1ZH		24.3541-8524.5 240552	ATE - Halter
			⬅	☐; +PR 1LQ / 1LR / 1LS / 1ZM		24.3541-9549.5 241023	ATE - Halter
			⬅	☐; +PR 1LQ / 1LR / 1LS / 1ZM		24.3541-9550.5 241024	ATE - Halter
			➡	☐; → 1U-Y-294000; +PR 1KP		24.3414-1703.5 240830	TRW - Halter
			➡	☐; → 1U-Y-294000; +PR 1KP		24.3414-1704.5 240831	TRW - Halter
			➡	☐; 1U-Y-294001→; +PR 1KP		24.3414-1705.5 240832	TRW - Halter
			➡	☐; 1U-Y-294001→; +PR 1KP		24.3414-1706.5 240833	TRW - Halter
RS 1.8 T	132	05/01→01/06	⬅	☐; +PR 1ZN		11.9541-9595.2 220501	ATE - Halter
			⬅	☐; +PR 1ZN		11.9541-9596.2 220502	ATE - Halter
<b>Halter, Bremssattel</b>							
1.4 1.6 1.8 T 4x4 1.9 SDI 1.9 TDI 2.0	44 74 110 50 81 85	04/99→03/01 02/97→12/07 05/01→05/06 06/97→12/03 08/97→01/06 04/99→05/07	⬅	+PR 1LN / 1LE / 1ZD / 1ZE / 1ZH	2	11.8170-0306.1 260102	ATE
1.4 16V 1.6 1.9 TDI	55 75 74	09/00→12/10 11/00→12/10 10/05→12/10	⬅	+PR 1LN / 1LE / 1ZD / 1ZE / 1ZH; → 06/10	2	11.8170-0306.1 260102	ATE
1.6 1.8 1.9 TDI	55 92 66	09/96→09/04 09/96→07/00 09/96→03/10	⬅	10/96→; +PR 1LN / 1LE / 1ZD / 1ZE / 1ZH	2	11.8170-0306.1 260102	ATE
1.8 T	110	08/97→12/10	⬅	03/98→ 06/10; +PR 1LN / 1LE / 1ZD / 1ZE / 1ZH	2	11.8170-0306.1 260102	ATE
1.9 TDI ↓	96	09/02→09/04	⬅	01/03→; +PR 1LN / 1LE / 1ZD / 1ZE / 1ZH	2	11.8170-0306.1 260102	ATE








	kw			 	! #		
<b>SKODA - OCTAVIA II (1U2) 09/96→12/10</b>							
<b>Feder, Bremssattel</b>							
1.4 1.6 1.8 T 4x4 1.9 SDI 1.9 TDI 2.0	44 74 110 50 81 85	04/99→03/01 02/97→12/07 05/01→05/06 06/97→12/03 08/97→01/06 04/99→05/07		+PR 1LN / 1LE / 1ZD / 1ZE / 1ZH	2	11.8116-0143.1 390513	ATE
1.4 16V 1.6 1.9 TDI	55 75 74	09/00→12/10 11/00→12/10 10/05→12/10		+PR 1LN / 1LE / 1ZD / 1ZE / 1ZH; → 06/10	2	11.8116-0143.1 390513	ATE
1.6 1.8 1.9 TDI	55 92 66	09/96→09/04 09/96→07/00 09/96→03/10		10/96→; +PR 1LN / 1LE / 1ZD / 1ZE / 1ZH	2	11.8116-0143.1 390513	ATE
1.8 T	110	08/97→12/10		03/98→ 06/10; +PR 1LN / 1LE / 1ZD / 1ZE / 1ZH	2	11.8116-0143.1 390513	ATE
1.9 TDI	96	09/02→09/04		01/03→; +PR 1LN / 1LE / 1ZD / 1ZE / 1ZH	2	11.8116-0143.1 390513	ATE
RS 1.8 T	132	05/01→01/06		+PR 1ZN	2	11.8116-0143.1 390513	ATE
<b>Führungshülzensatz, Bremssattel</b>							
1.4 1.8 T 4x4 2.0	44 110 85	04/99→03/01 05/01→05/06 04/99→05/07	←	+PR 1LN / 1LE / 1ZD / 1ZE / 1ZH		11.0101-5409.2 260035	ATE
			←	+PR 1LQ / 1LR / 1LS / 1ZM		11.0101-5409.2 260035	ATE
1.4 16V 1.9 TDI	55 74	09/00→12/10 10/05→12/10	←	→ 06/10; +PR 1LQ / 1LR / 1LS / 1ZM		11.0101-5409.2 260035	ATE
			←	+PR 1LN / 1LE / 1ZD / 1ZE / 1ZH; → 06/10		11.0101-5409.2 260035	ATE
1.6 1.8 1.9 TDI	55 92 66	09/96→09/04 09/96→07/00 09/96→03/10	←	1U-W-104150→; +PR 1LQ / 1LR / 1LS / 1ZM		11.0101-5409.2 260035	ATE
			←	10/96→; → 1U-W-104149; +PR 1LQ / 1LR / 1LS / 1ZM		11.0101-5409.2 260035	ATE
			←	10/96→; +PR 1LN / 1LE / 1ZD / 1ZE / 1ZH		11.0101-5409.2 260035	ATE
1.6 1.9 SDI 1.9 TDI	74 50 81	02/97→12/07 06/97→12/03 08/97→01/06	←	1U-W-104150→; +PR 1LQ / 1LR / 1LS / 1ZM		11.0101-5409.2 260035	ATE
			←	→ 1U-W-104149; +PR 1LQ / 1LR / 1LS / 1ZM		11.0101-5409.2 260035	ATE
			←	+PR 1LN / 1LE / 1ZD / 1ZE / 1ZH		11.0101-5409.2 260035	ATE
1.6	75	11/00→12/10	←	+PR 1LN / 1LE / 1ZD / 1ZE / 1ZH; → 06/10		11.0101-5409.2 260035	ATE
			←	→ 1U-W-104149; +PR 1LQ / 1LR / 1LS / 1ZM		11.0101-5409.2 260035	ATE
			←	1U-W-104150→; → 06/10; +PR 1LQ / 1LR / 1LS / 1ZM		11.0101-5409.2 260035	ATE
1.8 T	110	08/97→12/10	←	03/98→; → 1U-W-104149; +PR 1LQ / 1LR / 1LS / 1ZM		11.0101-5409.2 260035	ATE
			←	03/98→ 06/10; +PR 1LN / 1LE / 1ZD / 1ZE / 1ZH		11.0101-5409.2 260035	ATE
			←	1U-W-104150→; → 06/10; +PR 1LQ / 1LR / 1LS / 1ZM		11.0101-5409.2 260035	ATE
1.9 TDI	96	09/02→09/04	←	01/03→; +PR 1LN / 1LE / 1ZD / 1ZE / 1ZH		11.0101-5409.2 260035	ATE
			←	01/03→; +PR 1LQ / 1LR / 1LS / 1ZM		11.0101-5409.2 260035	ATE
RS 1.8 T	132	05/01→01/06	←	+PR 1ZN		11.0101-5409.2 260035	ATE
<b>Führungsbolzen, Bremssattel</b>							
1.4 1.6 1.8 T 4x4 1.9 SDI 1.9 TDI 2.0	44 74 110 50 81 85	04/99→03/01 02/97→12/07 05/01→05/06 06/97→12/03 08/97→01/06 04/99→05/07		+PR 1LN / 1LE / 1ZD / 1ZE / 1ZH	2	11.8171-0008.1 990049	ATE
1.4 16V 1.6 1.9 TDI	55 75 74	09/00→12/10 11/00→12/10 10/05→12/10		+PR 1LN / 1LE / 1ZD / 1ZE / 1ZH; → 06/10	2	11.8171-0008.1 990049	ATE
1.6 1.8 1.9 TDI	55 92 66	09/96→09/04 09/96→07/00 09/96→03/10		10/96→; +PR 1LN / 1LE / 1ZD / 1ZE / 1ZH	2	11.8171-0008.1 990049	ATE
1.8 T	110	08/97→12/10		03/98→ 06/10; +PR 1LN / 1LE / 1ZD / 1ZE / 1ZH	2	11.8171-0008.1 990049	ATE
1.9 TDI	96	09/02→09/04		01/03→; +PR 1LN / 1LE / 1ZD / 1ZE / 1ZH	2	11.8171-0008.1 990049	ATE
RS 1.8 T	132	05/01→01/06		+PR 1ZN	2	11.8171-0008.1 990049	ATE
<b>Dichtungssatz, Bremssattel</b>							
1.4 1.8 T 4x4 ↓	44 110	04/99→03/01 05/01→05/06		+PR 1LN / 1LE / 1ZD / 1ZE / 1ZH		11.0441-5409.2 250031	ATE








	kw			 	! #		
<b>SKODA - OCTAVIA II (1U2) 09/96→12/10</b>							
<b>Dichtungssatz, Bremssattel</b>							
2.0	85	04/99→05/07		+PR 1LN / 1LE / 1ZD / 1ZE / 1ZH		11.0441-5409.2 250031	ATE
1.4 16V	55	09/00→12/10		+PR 1LN / 1LE / 1ZD / 1ZE / 1ZH;		11.0441-5409.2 250031	ATE
1.9 TDI	74	10/05→12/10		→ 06/10			
1.6	55	09/96→09/04		10/96→; → 1U-W-104149;		11.0441-5409.2 250031	ATE
1.8	92	09/96→07/00		+PR 1LQ / 1LR / 1LS / 1ZM			
1.9 TDI	66	09/96→03/10		10/96→;		11.0441-5409.2 250031	ATE
				+PR 1LN / 1LE / 1ZD / 1ZE / 1ZH			
1.6	74	02/97→12/07		→ 1U-W-104149;		11.0441-5409.2 250031	ATE
1.9 SDI	50	06/97→12/03		+PR 1LQ / 1LR / 1LS / 1ZM			
1.9 TDI	81	08/97→01/06		+PR 1LN / 1LE / 1ZD / 1ZE / 1ZH		11.0441-5409.2 250031	ATE
1.6	75	11/00→12/10		+PR 1LN / 1LE / 1ZD / 1ZE / 1ZH;		11.0441-5409.2 250031	ATE
				→ 06/10			
				→ 1U-W-104149;		11.0441-5409.2 250031	ATE
				+PR 1LQ / 1LR / 1LS / 1ZM			
1.8 T	110	08/97→12/10		03/98→; → 1U-W-104149;		11.0441-5409.2 250031	ATE
				+PR 1LQ / 1LR / 1LS / 1ZM			
				03/98→ 06/10;		11.0441-5409.2 250031	ATE
				+PR 1LN / 1LE / 1ZD / 1ZE / 1ZH			
1.9 TDI	96	09/02→09/04		01/03→;		11.0441-5409.2 250031	ATE
				+PR 1LN / 1LE / 1ZD / 1ZE / 1ZH			
RS 1.8 T	132	05/01→01/06		+PR 1ZN		11.0441-5409.2 250031	ATE
<b> Bremsschlauch</b>							
1.4	44	04/99→03/01	←		2	24.5143-0439.3 331411	L= 439
1.6	74	02/97→12/07	→				
1.9 SDI	50	06/97→12/03	→	☐ / am Bremssattel		24.1253-0010.3 331066	L= 233 mit Rohrleitung
1.9 TDI	81	08/97→01/06	→	☐ / am Bremssattel		24.1253-0020.3 331067	L= 233 mit Rohrleitung
2.0	85	04/99→05/07	→		2	83.7858-0140.3 330837	L= 140
1.4 16V	55	09/00→12/10	←	→ 06/10	2	24.5143-0439.3 331411	L= 439
1.6	75	11/00→12/10	→	☐ / am Bremssattel; → 06/10		24.1253-0010.3 331066	L= 233 mit Rohrleitung
1.9 TDI	74	10/05→12/10	→	☐ / am Bremssattel; → 06/10		24.1253-0020.3 331067	L= 233 mit Rohrleitung
			→	→ 06/10	2	83.7858-0140.3 330837	L= 140
1.6	55	09/96→09/04	←	10/96→	2	24.5143-0439.3 331411	L= 439
1.8	92	09/96→07/00	→	☐ / am Bremssattel; 10/96→		24.1253-0010.3 331066	L= 233 mit Rohrleitung
1.9 TDI	66	09/96→03/10	→	☐ / am Bremssattel; 10/96→		24.1253-0020.3 331067	L= 233 mit Rohrleitung
			→	10/96→	2	83.7858-0140.3 330837	L= 140
1.8 T	110	08/97→12/10	←	03/98→ 06/10	2	24.5143-0439.3 331411	L= 439
			→	☐ / am Bremssattel; 03/98→ 06/10		24.1253-0010.3 331066	L= 233 mit Rohrleitung
			→	☐ / am Bremssattel; 03/98→ 06/10		24.1253-0020.3 331067	L= 233 mit Rohrleitung
			→	03/98→ 06/10	2	83.7858-0140.3 330837	L= 140
1.8 T 4x4	110	05/01→05/06	←		2	24.5143-0569.3 331398	L= 569
			→		2	83.7858-0140.3 330837	L= 140
1.9 TDI	96	09/02→09/04	←	01/03→	2	24.5143-0439.3 331411	L= 439
			→	☐ / am Bremssattel; 01/03→		24.1253-0010.3 331066	L= 233 mit Rohrleitung
			→	☐ / am Bremssattel; 01/03→		24.1253-0020.3 331067	L= 233 mit Rohrleitung
			→	01/03→	2	83.7858-0140.3 330837	L= 140
RS 1.8 T	132	05/01→01/06	←		2	24.5143-0569.3 331398	L= 569
			→	☐ / am Bremssattel		24.1253-0010.3 331066	L= 233 mit Rohrleitung
			→	☐ / am Bremssattel		24.1253-0020.3 331067	L= 233 mit Rohrleitung
			→		2	83.7858-0140.3 330837	L= 140
<b>SKODA - OCTAVIA II Combi (1U5) 07/98→12/10</b>							
<b> Bremssattel</b>							
1.4 16V	55	08/00→12/10	←	☐; +PR 1LN / 1LE / 1ZD / 1ZE / 1ZH;		24.3541-8523.5 240551	ATE - Halter
			←	→ 06/10			
			←	☐; +PR 1LN / 1LE / 1ZD / 1ZE / 1ZH;		24.3541-8524.5 240552	ATE - Halter
			←	→ 06/10			
			←	☐; → 06/10; +PR 1LQ / 1LR / 1LS / 1ZM		24.3541-9549.5 241023	ATE - Halter
			←	☐; → 06/10; +PR 1LQ / 1LR / 1LS / 1ZM		24.3541-9550.5 241024	ATE - Halter
1.6	55	07/98→09/04	←	☐; +PR 1LN / 1LE / 1ZD / 1ZE / 1ZH		24.3541-8523.5 240551	ATE - Halter
1.6	74	07/98→12/07	←				
1.9 TDI	66	07/98→03/10	←	☐; +PR 1LN / 1LE / 1ZD / 1ZE / 1ZH		24.3541-8524.5 240552	ATE - Halter
↓							






















	kw			 	! #		
<b>SKODA - OCTAVIA II Combi (1U5) 07/98→12/10</b>							
 <b>Bremssattel</b>							
1.6 1.6 1.9 TDI	55 74 66	07/98→09/04 07/98→12/07 07/98→03/10	←	☐; → 1U-W-104149; +PR 1LQ / 1LR / 1LS / 1ZM	24.3541-9549.5	241023	ATE - Halter
			←	☐; 1U-W-104150→; +PR 1LQ / 1LR / 1LS / 1ZM	24.3541-9549.5	241023	ATE - Halter
			←	☐; 1U-W-104150→; +PR 1LQ / 1LR / 1LS / 1ZM	24.3541-9550.5	241024	ATE - Halter
			←	☐; → 1U-W-104149; +PR 1LQ / 1LR / 1LS / 1ZM	24.3541-9550.5	241024	ATE - Halter
			→	☐; → 1U-Y-294000; +PR 1KP	24.3414-1703.5	240830	TRW - Halter
			→	☐; → 1U-Y-294000; +PR 1KP	24.3414-1704.5	240831	TRW - Halter
			→	☐; 1U-Y-294001→; +PR 1KP	24.3414-1705.5	240832	TRW - Halter
			→	☐; 1U-Y-294001→; +PR 1KP	24.3414-1706.5	240833	TRW - Halter
1.6	75	09/00→12/10	←	☐; +PR 1LN / 1LE / 1ZD / 1ZE / 1ZH; → 06/10	24.3541-8523.5	240551	ATE - Halter
			←	☐; +PR 1LN / 1LE / 1ZD / 1ZE / 1ZH; → 06/10	24.3541-8524.5	240552	ATE - Halter
			←	☐; → 1U-W-104149; +PR 1LQ / 1LR / 1LS / 1ZM	24.3541-9549.5	241023	ATE - Halter
			←	☐; 1U-W-104150→; → 06/10; +PR 1LQ / 1LR / 1LS / 1ZM	24.3541-9549.5	241023	ATE - Halter
			←	☐; → 1U-W-104149; +PR 1LQ / 1LR / 1LS / 1ZM	24.3541-9550.5	241024	ATE - Halter
			←	☐; 1U-W-104150→; → 06/10; +PR 1LQ / 1LR / 1LS / 1ZM	24.3541-9550.5	241024	ATE - Halter
			→	☐; → 1U-Y-294000; +PR 1KP	24.3414-1703.5	240830	TRW - Halter
			→	☐; → 1U-Y-294000; +PR 1KP	24.3414-1704.5	240831	TRW - Halter
			→	☐; 1U-Y-294001→; → 06/10; +PR 1KP	24.3414-1705.5	240832	TRW - Halter
			→	☐; 1U-Y-294001→; → 06/10; +PR 1KP	24.3414-1706.5	240833	TRW - Halter
1.8 20V 1.9 SDI 1.9 TDI	92 50 81	07/98→07/00 07/98→12/03 07/98→01/06	←	☐; +PR 1LN / 1LE / 1ZD / 1ZE / 1ZH	24.3541-8523.5	240551	ATE - Halter
			←	☐; +PR 1LN / 1LE / 1ZD / 1ZE / 1ZH	24.3541-8524.5	240552	ATE - Halter
			←	☐; 1U-W-104150→; +PR 1LQ / 1LR / 1LS / 1ZM	24.3541-9549.5	241023	ATE - Halter
			←	☐; → 1U-W-104149; +PR 1LQ / 1LR / 1LS / 1ZM	24.3541-9549.5	241023	ATE - Halter
			←	☐; → 1U-W-104149; +PR 1LQ / 1LR / 1LS / 1ZM	24.3541-9550.5	241024	ATE - Halter
			←	☐; 1U-W-104150→; +PR 1LQ / 1LR / 1LS / 1ZM	24.3541-9550.5	241024	ATE - Halter
			→	☐; → 1U-W-129999; +PR 1KK / 1KS	24.3384-1723.5	240842	TRW - Halter
			→	☐; → 1U-W-129999; +PR 1KK / 1KS	24.3384-1724.5	240843	TRW - Halter
			→	☐; 1U-W-130000→ 1U-Y-294000; +PR 1KP	24.3414-1703.5	240830	TRW - Halter
			→	☐; 1U-W-130000→ 1U-Y-294000; +PR 1KP	24.3414-1704.5	240831	TRW - Halter
1.8 T	110	07/98→12/10	←	☐; +PR 1LN / 1LE / 1ZD / 1ZE / 1ZH; → 06/10	24.3541-8523.5	240551	ATE - Halter
			←	☐; +PR 1LN / 1LE / 1ZD / 1ZE / 1ZH; → 06/10	24.3541-8524.5	240552	ATE - Halter
			←	☐; → 1U-W-104149; +PR 1LQ / 1LR / 1LS / 1ZM	24.3541-9549.5	241023	ATE - Halter
			←	☐; 1U-W-104150→; → 06/10; +PR 1LQ / 1LR / 1LS / 1ZM	24.3541-9549.5	241023	ATE - Halter
			←	☐; → 1U-W-104149; +PR 1LQ / 1LR / 1LS / 1ZM	24.3541-9550.5	241024	ATE - Halter
			←	☐; 1U-W-104150→; → 06/10; +PR 1LQ / 1LR / 1LS / 1ZM	24.3541-9550.5	241024	ATE - Halter
			→	☐; → 1U-W-129999; +PR 1KK / 1KS	24.3384-1723.5	240842	TRW - Halter
			→	☐; → 1U-W-129999; +PR 1KK / 1KS	24.3384-1724.5	240843	TRW - Halter
			→	☐; 1U-W-130000→ 1U-Y-294000; +PR 1KP	24.3414-1703.5	240830	TRW - Halter
			→	☐; 1U-W-130000→ 1U-Y-294000; +PR 1KP	24.3414-1704.5	240831	TRW - Halter
↓							









	kw			 	! #			
<b>SKODA - OCTAVIA II Combi (1U5) 07/98→12/10</b>								
<b>Bremssattel</b>								
1.8 T 4x4	110	05/01→05/06	←	☐; +PR 1LN / 1LE / 1ZD / 1ZE / 1ZH	24.3541-8523.5	240551	ATE - Halter	
1.9 TDI 4x4	66	11/99→02/06	←	☐; +PR 1LN / 1LE / 1ZD / 1ZE / 1ZH	24.3541-8524.5	240552	ATE - Halter	
1.9 TDI 4x4	74	09/00→01/06	←	☐; +PR 1LQ / 1LR / 1LS / 1ZM	24.3541-9549.5	241023	ATE - Halter	
			←	☐; +PR 1LQ / 1LR / 1LS / 1ZM	24.3541-9550.5	241024	ATE - Halter	
			→	☐; +PR 1KE	24.3414-1705.5	240832	TRW - Halter	
			→	☐; +PR 1KE	24.3414-1706.5	240833	TRW - Halter	
1.9 TDI	74	08/00→12/10	←	☐; +PR 1LN / 1LE / 1ZD / 1ZE / 1ZH; → 06/10	24.3541-8523.5	240551	ATE - Halter	
			←	☐; +PR 1LN / 1LE / 1ZD / 1ZE / 1ZH; → 06/10	24.3541-8524.5	240552	ATE - Halter	
			←	☐; → 06/10; +PR 1LQ / 1LR / 1LS / 1ZM	24.3541-9549.5	241023	ATE - Halter	
			←	☐; → 06/10; +PR 1LQ / 1LR / 1LS / 1ZM	24.3541-9550.5	241024	ATE - Halter	
			→	☐; → 06/10; +PR 1KP	24.3414-1705.5	240832	TRW - Halter	
			→	☐; → 06/10; +PR 1KP	24.3414-1706.5	240833	TRW - Halter	
1.9 TDI	96	09/02→09/04	←	☐; 01/03→; +PR 1LN / 1LE / 1ZD / 1ZE / 1ZH	24.3541-8523.5	240551	ATE - Halter	
			←	☐; 01/03→; +PR 1LN / 1LE / 1ZD / 1ZE / 1ZH	24.3541-8524.5	240552	ATE - Halter	
			←	☐; 01/03→; +PR 1LQ / 1LR / 1LS / 1ZM	24.3541-9549.5	241023	ATE - Halter	
			←	☐; 01/03→; +PR 1LQ / 1LR / 1LS / 1ZM	24.3541-9550.5	241024	ATE - Halter	
			→	☐; 01/03→; +PR 1KP	24.3414-1705.5	240832	TRW - Halter	
			→	☐; 01/03→; +PR 1KP	24.3414-1706.5	240833	TRW - Halter	
2.0	85	04/99→05/07	←	☐; +PR 1LN / 1LE / 1ZD / 1ZE / 1ZH	24.3541-8523.5	240551	ATE - Halter	
			←	☐; +PR 1LN / 1LE / 1ZD / 1ZE / 1ZH	24.3541-8524.5	240552	ATE - Halter	
			←	☐; +PR 1LQ / 1LR / 1LS / 1ZM	24.3541-9549.5	241023	ATE - Halter	
			←	☐; +PR 1LQ / 1LR / 1LS / 1ZM	24.3541-9550.5	241024	ATE - Halter	
			→	☐; → 1U-Y-294000; +PR 1KP	24.3414-1703.5	240830	TRW - Halter	
			→	☐; → 1U-Y-294000; +PR 1KP	24.3414-1704.5	240831	TRW - Halter	
			→	☐; 1U-Y-294001→; +PR 1KP	24.3414-1705.5	240832	TRW - Halter	
			→	☐; 1U-Y-294001→; +PR 1KP	24.3414-1706.5	240833	TRW - Halter	
2.0 4x4	85	08/00→09/04	←	☐; 05/01→; +PR 1LN / 1LE / 1ZD / 1ZE / 1ZH	24.3541-8523.5	240551	ATE - Halter	
			←	☐; 05/01→; +PR 1LN / 1LE / 1ZD / 1ZE / 1ZH	24.3541-8524.5	240552	ATE - Halter	
			←	☐; 05/01→; +PR 1LQ / 1LR / 1LS / 1ZM	24.3541-9549.5	241023	ATE - Halter	
			←	☐; 05/01→; +PR 1LQ / 1LR / 1LS / 1ZM	24.3541-9550.5	241024	ATE - Halter	
			→	☐; 05/01→; +PR 1KE	24.3414-1705.5	240832	TRW - Halter	
			→	☐; 05/01→; +PR 1KE	24.3414-1706.5	240833	TRW - Halter	
2.0 4x4	88	01/00→12/10	←	☐; +PR 1LN / 1LE / 1ZD / 1ZE / 1ZH; → 06/10	24.3541-8523.5	240551	ATE - Halter	
			←	☐; +PR 1LN / 1LE / 1ZD / 1ZE / 1ZH; → 06/10	24.3541-8524.5	240552	ATE - Halter	
			←	☐; → 06/10; +PR 1LQ / 1LR / 1LS / 1ZM	24.3541-9549.5	241023	ATE - Halter	
			←	☐; → 06/10; +PR 1LQ / 1LR / 1LS / 1ZM	24.3541-9550.5	241024	ATE - Halter	
			→	☐; → 06/10; +PR 1KE	24.3414-1705.5	240832	TRW - Halter	
			→	☐; → 06/10; +PR 1KE	24.3414-1706.5	240833	TRW - Halter	
RS 1.8 T	132	08/02→01/06	←	☐; +PR 1ZN	11.9541-9595.2	220501	ATE - Halter	
			←	☐; +PR 1ZN	11.9541-9596.2	220502	ATE - Halter	
<b>Halter, Bremssattel</b>								
1.4 16V	55	08/00→12/10	←	+PR 1LN / 1LE / 1ZD / 1ZE / 1ZH; → 06/10	2	11.8170-0306.1	260102	ATE
1.6	75	09/00→12/10						
1.8 T	110	07/98→12/10						
1.9 TDI	74	08/00→12/10						
2.0 4x4	88	01/00→12/10						
1.6	55	07/98→09/04	←	+PR 1LN / 1LE / 1ZD / 1ZE / 1ZH	2	11.8170-0306.1	260102	ATE
1.6	74	07/98→12/07						
1.8 20V	92	07/98→07/00						
1.8 T 4x4	110	05/01→05/06						
1.9 SDI	50	07/98→12/03						
1.9 TDI	66	07/98→03/10						
1.9 TDI	81	07/98→01/06						

	kw			 	! #		
<b>SKODA - OCTAVIA II Combi (1U5) 07/98→12/10</b>							
<b>Halter, Bremssattel</b>							
1.9 TDI 4x4	66	11/99→02/06	←	+PR 1LN / 1LE / 1ZD / 1ZE / 1ZH	2	11.8170-0306.1 260102	ATE
1.9 TDI 4x4	74	09/00→01/06					
2.0	85	04/99→05/07					
1.9 TDI	96	09/02→09/04	←	01/03→; +PR 1LN / 1LE / 1ZD / 1ZE / 1ZH	2	11.8170-0306.1 260102	ATE
2.0 4x4	85	08/00→09/04	←	05/01→; +PR 1LN / 1LE / 1ZD / 1ZE / 1ZH	2	11.8170-0306.1 260102	ATE
<b>Feder, Bremssattel</b>							
1.4 16V	55	08/00→12/10		+PR 1LN / 1LE / 1ZD / 1ZE / 1ZH; → 06/10	2	11.8116-0143.1 390513	ATE
1.6	75	09/00→12/10					
1.8 T	110	07/98→12/10					
1.9 TDI	74	08/00→12/10					
2.0 4x4	88	01/00→12/10					
1.6	55	07/98→09/04		+PR 1LN / 1LE / 1ZD / 1ZE / 1ZH	2	11.8116-0143.1 390513	ATE
1.6	74	07/98→12/07					
1.8 20V	92	07/98→07/00					
1.8 T 4x4	110	05/01→05/06					
1.9 SDI	50	07/98→12/03					
1.9 TDI	66	07/98→03/10					
1.9 TDI	81	07/98→01/06					
1.9 TDI 4x4	66	11/99→02/06					
1.9 TDI 4x4	74	09/00→01/06					
2.0	85	04/99→05/07					
1.9 TDI	96	09/02→09/04		01/03→; +PR 1LN / 1LE / 1ZD / 1ZE / 1ZH	2	11.8116-0143.1 390513	ATE
2.0 4x4	85	08/00→09/04		05/01→; +PR 1LN / 1LE / 1ZD / 1ZE / 1ZH	2	11.8116-0143.1 390513	ATE
RS 1.8 T	132	08/02→01/06		+PR 1ZN	2	11.8116-0143.1 390513	ATE
<b>Führungshülzensatz, Bremssattel</b>							
1.4 16V	55	08/00→12/10	←	+PR 1LN / 1LE / 1ZD / 1ZE / 1ZH; → 06/10		11.0101-5409.2 260035	ATE
1.9 TDI	74	08/00→12/10					
2.0 4x4	88	01/00→12/10	←	→ 06/10; +PR 1LQ / 1LR / 1LS / 1ZM		11.0101-5409.2 260035	ATE
1.6	55	07/98→09/04	←	1U-W-104150→; +PR 1LQ / 1LR / 1LS / 1ZM		11.0101-5409.2 260035	ATE
1.6	74	07/98→12/07					
1.8 20V	92	07/98→07/00	←	+PR 1LN / 1LE / 1ZD / 1ZE / 1ZH		11.0101-5409.2 260035	ATE
1.9 SDI	50	07/98→12/03					
1.9 TDI	66	07/98→03/10	←	→ 1U-W-104149; +PR 1LQ / 1LR / 1LS / 1ZM		11.0101-5409.2 260035	ATE
1.9 TDI	81	07/98→01/06					
1.6	75	09/00→12/10	←	+PR 1LN / 1LE / 1ZD / 1ZE / 1ZH; → 06/10		11.0101-5409.2 260035	ATE
1.8 T	110	07/98→12/10	←	→ 1U-W-104149; +PR 1LQ / 1LR / 1LS / 1ZM		11.0101-5409.2 260035	ATE
			←	1U-W-104150→; → 06/10; +PR 1LQ / 1LR / 1LS / 1ZM		11.0101-5409.2 260035	ATE
1.8 T 4x4	110	05/01→05/06	←	+PR 1LN / 1LE / 1ZD / 1ZE / 1ZH		11.0101-5409.2 260035	ATE
1.9 TDI 4x4	66	11/99→02/06					
1.9 TDI 4x4	74	09/00→01/06	←	+PR 1LQ / 1LR / 1LS / 1ZM		11.0101-5409.2 260035	ATE
2.0	85	04/99→05/07					
1.9 TDI	96	09/02→09/04	←	01/03→; +PR 1LN / 1LE / 1ZD / 1ZE / 1ZH		11.0101-5409.2 260035	ATE
			←	01/03→; +PR 1LQ / 1LR / 1LS / 1ZM		11.0101-5409.2 260035	ATE
2.0 4x4	85	08/00→09/04	←	05/01→; +PR 1LN / 1LE / 1ZD / 1ZE / 1ZH		11.0101-5409.2 260035	ATE
			←	05/01→; +PR 1LQ / 1LR / 1LS / 1ZM		11.0101-5409.2 260035	ATE
RS 1.8 T	132	08/02→01/06	←	+PR 1ZN		11.0101-5409.2 260035	ATE
<b>Führungsbolzen, Bremssattel</b>							
1.4 16V	55	08/00→12/10		+PR 1LN / 1LE / 1ZD / 1ZE / 1ZH; → 06/10	2	11.8171-0008.1 990049	ATE
1.6	75	09/00→12/10					
1.8 T	110	07/98→12/10					
1.9 TDI	74	08/00→12/10					
2.0 4x4	88	01/00→12/10					
1.6	55	07/98→09/04		+PR 1LN / 1LE / 1ZD / 1ZE / 1ZH	2	11.8171-0008.1 990049	ATE
1.6	74	07/98→12/07					
1.8 20V	92	07/98→07/00					
1.8 T 4x4	110	05/01→05/06					
1.9 SDI	50	07/98→12/03					
1.9 TDI	66	07/98→03/10					
1.9 TDI	81	07/98→01/06					
1.9 TDI 4x4	66	11/99→02/06					
1.9 TDI 4x4	74	09/00→01/06					
2.0	85	04/99→05/07					
1.9 TDI	96	09/02→09/04		01/03→; +PR 1LN / 1LE / 1ZD / 1ZE / 1ZH	2	11.8171-0008.1 990049	ATE
↓							








	kw					! #		
<b>SKODA - OCTAVIA II Combi (1U5) 07/98→12/10</b>								
<b>Führungsbolzen, Bremsattel</b>								
2.0 4x4	85	08/00→09/04		05/01→; +PR 1LN / 1LE / 1ZD / 1ZE / 1ZH	2	11.8171-0008.1	990049	ATE
RS 1.8 T	132	08/02→01/06		+PR 1ZN	2	11.8171-0008.1	990049	ATE
<b>Dichtungssatz, Bremsattel</b>								
1.4 16V 1.9 TDI 2.0 4x4	55 74 88	08/00→12/10 08/00→12/10 01/00→12/10		+PR 1LN / 1LE / 1ZD / 1ZE / 1ZH; → 06/10		11.0441-5409.2	250031	ATE
1.6 1.6 1.8 20V 1.9 SDI 1.9 TDI 1.9 TDI	55 74 92 50 66 81	07/98→09/04 07/98→12/07 07/98→07/00 07/98→12/03 07/98→03/10 07/98→01/06		→ 1U-W-104149; +PR 1LQ / 1LR / 1LS / 1ZM +PR 1LN / 1LE / 1ZD / 1ZE / 1ZH		11.0441-5409.2	250031	ATE
1.6 1.8 T	75 110	09/00→12/10 07/98→12/10		+PR 1LN / 1LE / 1ZD / 1ZE / 1ZH; → 06/10 → 1U-W-104149; +PR 1LQ / 1LR / 1LS / 1ZM		11.0441-5409.2	250031	ATE
1.8 T 4x4 1.9 TDI 4x4 1.9 TDI 4x4 2.0	110 66 74 85	05/01→05/06 11/99→02/06 09/00→01/06 04/99→05/07		+PR 1LN / 1LE / 1ZD / 1ZE / 1ZH		11.0441-5409.2	250031	ATE
1.9 TDI	96	09/02→09/04		01/03→; +PR 1LN / 1LE / 1ZD / 1ZE / 1ZH		11.0441-5409.2	250031	ATE
2.0 4x4	85	08/00→09/04		05/01→; +PR 1LN / 1LE / 1ZD / 1ZE / 1ZH		11.0441-5409.2	250031	ATE
RS 1.8 T	132	08/02→01/06		+PR 1ZN		11.0441-5409.2	250031	ATE
<b>Bremsschlauch</b>								
1.4 16V 1.6 1.8 T 1.9 TDI	55 75 110 74	08/00→12/10 09/00→12/10 07/98→12/10 08/00→12/10	← → → →	→ 06/10 ☐ / am Bremsattel; → 06/10 ☐ / am Bremsattel; → 06/10 → 06/10	2	24.5143-0439.3	331411	L= 439
1.6 1.6 1.8 20V 1.9 SDI 1.9 TDI 1.9 TDI 2.0	55 74 92 50 66 81 85	07/98→09/04 07/98→12/07 07/98→07/00 07/98→12/03 07/98→03/10 07/98→01/06 04/99→05/07	← → → → → →	→ 06/10 ☐ / am Bremsattel ☐ / am Bremsattel → 06/10	2	24.5143-0439.3	331411	L= 439
1.8 T 4x4 1.9 TDI 4x4 1.9 TDI 4x4	110 66 74	05/01→05/06 11/99→02/06 09/00→01/06	← → →	→ 06/10 → 06/10	2	24.5143-0569.3	331398	L= 569
1.9 TDI	96	09/02→09/04	← → → →	01/03→ ☐ / am Bremsattel; 01/03→ ☐ / am Bremsattel; 01/03→ 01/03→	2	24.5143-0439.3	331411	L= 439
2.0 4x4	85	08/00→09/04	← →	05/01→ 05/01→	2	24.5143-0569.3	331398	L= 569
2.0 4x4	88	01/00→12/10	← →	→ 06/10 → 06/10	2	24.5143-0569.3	331398	L= 569
RS 1.8 T	132	08/02→01/06	← → → →	→ 06/10 ☐ / am Bremsattel ☐ / am Bremsattel → 06/10	2	24.5143-0569.3	331398	L= 569
<b>SKODA - OCTAVIA II Kasten/Kombi (1U5) 08/00→03/10</b>								
<b>Bremsattel</b>								
1.9 TDI	66	08/00→03/10	← ← ← ← ← ←	☐; +PR 1LN / 1LE / 1ZD / 1ZE / 1ZH ☐; +PR 1LN / 1LE / 1ZD / 1ZE / 1ZH ☐; → 1U-W-104149; +PR 1LQ / 1LR / 1LS / 1ZM ☐; 1U-W-104150→; +PR 1LQ / 1LR / 1LS / 1ZM ☐; 1U-W-104150→; +PR 1LQ / 1LR / 1LS / 1ZM ☐; → 1U-W-104149; +PR 1LQ / 1LR / 1LS / 1ZM	24.3541-8523.5 24.3541-8524.5 24.3541-9549.5 24.3541-9549.5 24.3541-9550.5 24.3541-9550.5	240551 240552 241023 241023 241024 241024	ATE - Halter ATE - Halter ATE - Halter ATE - Halter ATE - Halter ATE - Halter	

	kw					! #		
<b>SKODA - OCTAVIA II Kasten/Kombi (1U5) 08/00→03/10</b>								
 <b>Bremssattel</b>								
1.9 TDI	66	08/00→03/10	➔	☐; → 1U-Y-294000; +PR 1KP		24.3414-1703.5	240830	TRW - Halter
			➔	☐; → 1U-Y-294000; +PR 1KP		24.3414-1704.5	240831	TRW - Halter
			➔	☐; 1U-Y-294001→; +PR 1KP		24.3414-1705.5	240832	TRW - Halter
			➔	☐; 1U-Y-294001→; +PR 1KP		24.3414-1706.5	240833	TRW - Halter
<b>Halter, Bremssattel</b>								
1.9 TDI	66	08/00→03/10	←	+PR 1LN / 1LE / 1ZD / 1ZE / 1ZH	2	11.8170-0306.1	260102	ATE
<b>Feder, Bremssattel</b>								
1.9 TDI	66	08/00→03/10		+PR 1LN / 1LE / 1ZD / 1ZE / 1ZH	2	11.8116-0143.1	390513	ATE
<b>Führungshülzensatz, Bremssattel</b>								
1.9 TDI	66	08/00→03/10	←	1U-W-104150→; +PR 1LQ / 1LR / 1LS / 1ZM		11.0101-5409.2	260035	ATE
			←	+PR 1LN / 1LE / 1ZD / 1ZE / 1ZH		11.0101-5409.2	260035	ATE
			←	→ 1U-W-104149; +PR 1LQ / 1LR / 1LS / 1ZM		11.0101-5409.2	260035	ATE
<b>Führungsbolzen, Bremssattel</b>								
1.9 TDI	66	08/00→03/10		+PR 1LN / 1LE / 1ZD / 1ZE / 1ZH	2	11.8171-0008.1	990049	ATE
<b>Dichtungssatz, Bremssattel</b>								
1.9 TDI	66	08/00→03/10		→ 1U-W-104149; +PR 1LQ / 1LR / 1LS / 1ZM		11.0441-5409.2	250031	ATE
				+PR 1LN / 1LE / 1ZD / 1ZE / 1ZH		11.0441-5409.2	250031	ATE
 <b>Bremsschlauch</b>								
1.9 TDI	66	08/00→03/10	←		2	24.5143-0439.3	331411	L= 439
			➔	☐ / am Bremssattel		24.1253-0010.3	331066	L= 233 mit Rohrleitung
			➔	☐ / am Bremssattel		24.1253-0020.3	331067	L= 233 mit Rohrleitung
			➔		2	83.7858-0140.3	330837	L= 140
<b>SKODA - OCTAVIA III (1Z3) 02/04→06/13</b>								
 <b>Bremssattel</b>								
1.2 TSI	77	02/10→06/13	←	☐; → 01/13; +PR 1ZC / 1ZF / 1ZM		24.3541-9549.5	241023	ATE - Halter
1.4	59	06/04→04/13	←	☐; → 01/13; +PR 1ZC / 1ZF / 1ZM		24.3541-9550.5	241024	ATE - Halter
1.4 TSI	90	11/08→06/13	←	☐; → 01/13; +PR 1ZC / 1ZF / 1ZM		24.3541-9550.5	241024	ATE - Halter
1.6	75	06/04→06/13	←	☐; → 01/13; +PR 1ZE		24.3541-9553.5	241025	ATE - Halter
1.6 TDI	77	06/09→04/13	←	☐; → 01/13; +PR 1ZE		24.3541-9554.5	241026	ATE - Halter
1.8 TSI	112	03/09→06/13	←	☐; → 01/13; +PR 1ZE		24.3541-9554.5	241026	ATE - Halter
1.8 TSI	118	06/07→04/13	➔	☐; → 01/13; +PR 1KD		24.3384-1755.5	240886	TRW - Halter
2.0 TDI	81	03/10→06/13	➔	☐; → 01/13; +PR 1KD		24.3384-1756.5	240887	TRW - Halter
			➔	☐; → 01/13; +PR 1KS / 1KT		24.3384-1777.5	240988	BOS - Halter
			➔	☐; → 01/13; +PR 1KS / 1KT		24.3384-1778.5	241002	BOS - Halter
			➔	☐; → 01/13; +PR 1KF		24.3414-1709.5	240834	TRW - Halter
			➔	☐; → 01/13; +PR 1KF		24.3414-1710.5	240835	TRW - Halter
1.4	55	05/04→05/06	←	☐; 06/04→; +PR 1ZC / 1ZF / 1ZM		24.3541-9549.5	241023	ATE - Halter
1.6 FSI	85	02/04→10/08	←	☐; 06/04→; +PR 1ZC / 1ZF / 1ZM		24.3541-9550.5	241024	ATE - Halter
2.0 TDI	100	02/04→05/10	←	☐; 06/04→; +PR 1ZE		24.3541-9553.5	241025	ATE - Halter
			←	☐; 06/04→; +PR 1ZE		24.3541-9554.5	241026	ATE - Halter
			➔	☐; 06/04→; +PR 1KD		24.3384-1755.5	240886	TRW - Halter
			➔	☐; 06/04→; +PR 1KD		24.3384-1756.5	240887	TRW - Halter
			➔	☐; 06/04→; +PR 1KS / 1KT		24.3384-1777.5	240988	BOS - Halter
			➔	☐; 06/04→; +PR 1KS / 1KT		24.3384-1778.5	241002	BOS - Halter
			➔	☐; 06/04→; +PR 1KF		24.3414-1709.5	240834	TRW - Halter
			➔	☐; 06/04→; +PR 1KF		24.3414-1710.5	240835	TRW - Halter
1.6 LPG	75	08/09→11/12	←	☐; 09/09→; +PR 1ZC / 1ZF / 1ZM		24.3541-9549.5	241023	ATE - Halter
			←	☐; 09/09→; +PR 1ZC / 1ZF / 1ZM		24.3541-9550.5	241024	ATE - Halter
			←	☐; 09/09→; +PR 1ZE		24.3541-9553.5	241025	ATE - Halter
			←	☐; 09/09→; +PR 1ZE		24.3541-9554.5	241026	ATE - Halter



















	kw			 	! #			
<b>SKODA - OCTAVIA III (1Z3) 02/04→06/13</b>								
<b> Bremssattel</b>								
1.6 LPG	75	08/09→11/12	➡	☐; 09/09→; +PR 1KD		24.3384-1755.5	240886	TRW - Halter
			➡	☐; 09/09→; +PR 1KD		24.3384-1756.5	240887	TRW - Halter
			➡	☐; 09/09→; +PR 1KS / 1KT		24.3384-1777.5	240988	BOS - Halter
			➡	☐; 09/09→; +PR 1KS / 1KT		24.3384-1778.5	241002	BOS - Halter
			➡	☐; 09/09→; +PR 1KF		24.3414-1709.5	240834	TRW - Halter
			➡	☐; 09/09→; +PR 1KF		24.3414-1710.5	240835	TRW - Halter
1.6 MultiFuel	75	01/08→06/13	←	☐; 09/09→ 01/13; +PR 1ZC / 1ZF / 1ZM		24.3541-9549.5	241023	ATE - Halter
			←	☐; 09/09→ 01/13; +PR 1ZC / 1ZF / 1ZM		24.3541-9550.5	241024	ATE - Halter
			←	☐; 09/09→ 01/13; +PR 1ZE		24.3541-9553.5	241025	ATE - Halter
			←	☐; 09/09→ 01/13; +PR 1ZE		24.3541-9554.5	241026	ATE - Halter
			➡	☐; 09/09→; +PR 1KD; → 01/13		24.3384-1755.5	240886	TRW - Halter
			➡	☐; 09/09→; +PR 1KD; → 01/13		24.3384-1756.5	240887	TRW - Halter
			➡	☐; 09/09→; +PR 1KS / 1KT; → 01/13		24.3384-1777.5	240988	BOS - Halter
			➡	☐; 09/09→; +PR 1KS / 1KT; → 01/13		24.3384-1778.5	241002	BOS - Halter
			➡	☐; 09/09→; +PR 1KF; → 01/13		24.3414-1709.5	240834	TRW - Halter
			➡	☐; 09/09→; +PR 1KF; → 01/13		24.3414-1710.5	240835	TRW - Halter
1.9 TDI 2.0 FSI 2.0 TDI	77 110 103	06/04→12/10 11/04→10/08 11/05→05/10	←	☐; +PR 1ZC / 1ZF / 1ZM		24.3541-9549.5	241023	ATE - Halter
			←	☐; +PR 1ZC / 1ZF / 1ZM		24.3541-9550.5	241024	ATE - Halter
			←	☐; +PR 1ZE		24.3541-9553.5	241025	ATE - Halter
			←	☐; +PR 1ZE		24.3541-9554.5	241026	ATE - Halter
			➡	☐; +PR 1KD		24.3384-1755.5	240886	TRW - Halter
			➡	☐; +PR 1KD		24.3384-1756.5	240887	TRW - Halter
			➡	☐; +PR 1KS / 1KT		24.3384-1777.5	240988	BOS - Halter
			➡	☐; +PR 1KS / 1KT		24.3384-1778.5	241002	BOS - Halter
			➡	☐; +PR 1KF		24.3414-1709.5	240834	TRW - Halter
			➡	☐; +PR 1KF		24.3414-1710.5	240835	TRW - Halter
2.0 RS 2.0 TDI RS	147 125	10/05→02/13 04/06→02/13	←	☐; → 01/13; +PR 1LL / 1LP / 1ZB		24.3541-9553.5	241025	ATE - Halter
			←	☐; → 01/13; +PR 1LL / 1LP / 1ZB		24.3541-9554.5	241026	ATE - Halter
			➡	☐; → 01/13; +PR 1KS / 1KT		24.3384-1777.5	240988	BOS - Halter
			➡	☐; → 01/13; +PR 1KS / 1KT		24.3384-1778.5	241002	BOS - Halter
			➡	☐; +PR 1KP; → 01/13		24.3387-1729.5	240878	TRW - Halter
			➡	☐; +PR 1KP; → 01/13		24.3387-1730.5	240879	TRW - Halter
2.0 TDI 16V	103	02/04→04/13	←	☐; 06/04→ 01/13; +PR 1ZC / 1ZF / 1ZM		24.3541-9549.5	241023	ATE - Halter
			←	☐; 06/04→ 01/13; +PR 1ZC / 1ZF / 1ZM		24.3541-9550.5	241024	ATE - Halter
			←	☐; 06/04→ 01/13; +PR 1ZE		24.3541-9553.5	241025	ATE - Halter
			←	☐; 06/04→ 01/13; +PR 1ZE		24.3541-9554.5	241026	ATE - Halter
			➡	☐; 06/04→ 01/13; +PR 1KD		24.3384-1755.5	240886	TRW - Halter
			➡	☐; 06/04→ 01/13; +PR 1KD		24.3384-1756.5	240887	TRW - Halter
			➡	☐; 06/04→ 01/13; +PR 1KS / 1KT		24.3384-1777.5	240988	BOS - Halter
			➡	☐; 06/04→ 01/13; +PR 1KS / 1KT		24.3384-1778.5	241002	BOS - Halter
			➡	☐; 06/04→ 01/13; +PR 1KF		24.3414-1709.5	240834	TRW - Halter
			➡	☐; 06/04→ 01/13; +PR 1KF		24.3414-1710.5	240835	TRW - Halter
<b>Feder, Bremssattel</b>								
1.2 TSI 1.4 1.4 TSI 1.6 1.6 TDI 1.8 TSI 1.8 TSI 2.0 TDI	77 59 90 75 77 112 118 81	02/10→06/13 06/04→04/13 11/08→06/13 06/04→06/13 06/09→04/13 03/09→06/13 06/07→04/13 03/10→06/13	←	→ 01/13; +PR 1ZE	2	11.8116-0351.1	390538	ATE
1.4 1.6 FSI 2.0 TDI	55 85 100	05/04→05/06 02/04→10/08 02/04→05/10	←	06/04→; +PR 1ZE	2	11.8116-0351.1	390538	ATE
1.6 LPG	75	08/09→11/12	←	09/09→; +PR 1ZE	2	11.8116-0351.1	390538	ATE
1.6 MultiFuel	75	01/08→06/13	←	09/09→ 01/13; +PR 1ZE	2	11.8116-0351.1	390538	ATE
↓								










	kW			 	! #		
<b>SKODA - OCTAVIA III (1Z3) 02/04→06/13</b>							
<b>Feder, Bremssattel</b>							
1.9 TDI	77	06/04→12/10	←	+PR 1ZE	2	11.8116-0351.1	390538 ATE
2.0 FSI	110	11/04→10/08					
2.0 TDI	103	11/05→05/10					
2.0 RS	147	10/05→02/13		→ 01/13; +PR 1LL / 1LP / 1ZB	2	11.8116-0351.1	390538 ATE
2.0 TDI RS	125	04/06→02/13					
2.0 TDI 16V	103	02/04→04/13	←	06/04→ 01/13; +PR 1ZE	2	11.8116-0351.1	390538 ATE
<b>Führungshülzensatz, Bremssattel</b>							
1.2 TSI	77	02/10→06/13	←	→ 01/13; +PR 1ZE		11.0101-5409.2	260035 ATE
1.4	59	06/04→04/13					
1.4 TSI	90	11/08→06/13					
1.6	75	06/04→06/13					
1.6 TDI	77	06/09→04/13					
1.8 TSI	112	03/09→06/13					
1.8 TSI	118	06/07→04/13					
2.0 TDI	81	03/10→06/13					
1.4	55	05/04→05/06	←	06/04→; +PR 1ZE		11.0101-5409.2	260035 ATE
1.6 FSI	85	02/04→10/08					
2.0 TDI	100	02/04→05/10					
1.6 LPG	75	08/09→11/12	←	09/09→; +PR 1ZE		11.0101-5409.2	260035 ATE
1.6 MultiFuel	75	01/08→06/13	←	09/09→ 01/13; +PR 1ZE		11.0101-5409.2	260035 ATE
1.9 TDI	77	06/04→12/10	←	+PR 1ZE		11.0101-5409.2	260035 ATE
2.0 FSI	110	11/04→10/08					
2.0 TDI	103	11/05→05/10					
2.0 RS	147	10/05→02/13	←	→ 01/13; +PR 1LL / 1LP / 1ZB		11.0101-5409.2	260035 ATE
2.0 TDI RS	125	04/06→02/13					
2.0 TDI 16V	103	02/04→04/13	←	06/04→ 01/13; +PR 1ZE		11.0101-5409.2	260035 ATE
<b>Führungsbolzen, Bremssattel</b>							
1.2 TSI	77	02/10→06/13		→ 01/13; +PR 1ZE	2	11.8171-0008.1	990049 ATE
1.4	59	06/04→04/13					
1.4 TSI	90	11/08→06/13					
1.6	75	06/04→06/13					
1.6 TDI	77	06/09→04/13					
1.8 TSI	112	03/09→06/13					
1.8 TSI	118	06/07→04/13					
2.0 TDI	81	03/10→06/13					
1.4	55	05/04→05/06		06/04→; +PR 1ZE	2	11.8171-0008.1	990049 ATE
1.6 FSI	85	02/04→10/08					
2.0 TDI	100	02/04→05/10					
1.6 LPG	75	08/09→11/12		09/09→; +PR 1ZE	2	11.8171-0008.1	990049 ATE
1.6 MultiFuel	75	01/08→06/13		09/09→ 01/13; +PR 1ZE	2	11.8171-0008.1	990049 ATE
1.9 TDI	77	06/04→12/10		+PR 1ZE	2	11.8171-0008.1	990049 ATE
2.0 FSI	110	11/04→10/08					
2.0 TDI	103	11/05→05/10					
2.0 RS	147	10/05→02/13		→ 01/13; +PR 1LL / 1LP / 1ZB	2	11.8171-0008.1	990049 ATE
2.0 TDI RS	125	04/06→02/13					
2.0 TDI 16V	103	02/04→04/13		06/04→ 01/13; +PR 1ZE	2	11.8171-0008.1	990049 ATE
<b>Bremsschlauch</b>							
1.2 TSI	77	02/10→06/13	←	→ 01/13	2	24.5143-0564.3	331433 L= 563
2.0 TDI	81	03/10→06/13	→	☐; → 01/13		83.7847-0254.3	331233 L= 255
			→	☐; → 01/13		83.7847-0257.3	331234 L= 255
1.4	55	05/04→05/06	←	06/04→	2	24.5143-0564.3	331433 L= 563
1.6 FSI	85	02/04→10/08	→	06/04→	2	24.5204-0233.3	331430 L= 233
1.4	59	06/04→04/13	←	→ 01/13	2	24.5143-0564.3	331433 L= 563
1.4 TSI	90	11/08→06/13					
1.6	75	06/04→06/13	→	→ 10/09	2	24.5204-0233.3	331430 L= 233
1.6 TDI	77	06/09→04/13	→	☐; 11/09→ 01/13		83.7847-0254.3	331233 L= 255
1.8 TSI	112	03/09→06/13					
1.8 TSI	118	06/07→04/13	→	☐; 11/09→ 01/13		83.7847-0257.3	331234 L= 255
2.0 RS	147	10/05→02/13					
2.0 TDI RS	125	04/06→02/13					
1.6 LPG	75	08/09→11/12	←	09/09→	2	24.5143-0564.3	331433 L= 563
			→	09/09→ 10/09	2	24.5204-0233.3	331430 L= 233
			→	☐; 11/09→		83.7847-0254.3	331233 L= 255
			→	☐; 11/09→		83.7847-0257.3	331234 L= 255
1.6 MultiFuel	75	01/08→06/13	←	09/09→ 01/13	2	24.5143-0564.3	331433 L= 563
			→	09/09→ 10/09	2	24.5204-0233.3	331430 L= 233
			→	☐; 11/09→ 01/13		83.7847-0254.3	331233 L= 255
↓							



	kw			 	! #		
<b>SKODA - OCTAVIA III (1Z3) 02/04→06/13</b>							
 <b>Bremsschlauch</b>							
1.6 MultiFuel	75	01/08→06/13	➡	☐; 11/09→ 01/13		83.7847-0257.3 331234	L= 255
1.9 TDI	77	06/04→12/10	⬅		2	24.5143-0564.3 331433	L= 563
2.0 TDI	103	11/05→05/10	➡	→ 10/09	2	24.5204-0233.3 331430	L= 233
			➡	☐; 11/09→		83.7847-0254.3 331233	L= 255
			➡	☐; 11/09→		83.7847-0257.3 331234	L= 255
2.0 FSI	110	11/04→10/08	⬅		2	24.5143-0564.3 331433	L= 563
			➡		2	24.5204-0233.3 331430	L= 233
2.0 TDI	100	02/04→05/10	⬅	06/04→	2	24.5143-0564.3 331433	L= 563
			➡	06/04→ 10/09	2	24.5204-0233.3 331430	L= 233
			➡	☐; 11/09→		83.7847-0254.3 331233	L= 255
			➡	☐; 11/09→		83.7847-0257.3 331234	L= 255
2.0 TDI 16V	103	02/04→04/13	⬅	06/04→ 01/13	2	24.5143-0564.3 331433	L= 563
			➡	06/04→ 10/09	2	24.5204-0233.3 331430	L= 233
			➡	☐; 11/09→ 01/13		83.7847-0254.3 331233	L= 255
			➡	☐; 11/09→ 01/13		83.7847-0257.3 331234	L= 255
<b>SKODA - OCTAVIA III Combi (1Z5) 02/04→06/13</b>							
 <b>Bremssattel</b>							
1.2 TSI	77	02/10→04/13	⬅	☐; → 01/13; +PR 1ZC / 1ZF / 1ZM		24.3541-9549.5 241023	ATE - Halter
1.4	59	05/06→06/13	⬅	☐; → 01/13; +PR 1ZC / 1ZF / 1ZM		24.3541-9550.5 241024	ATE - Halter
1.4 TSI	90	11/08→06/13	⬅	☐; → 01/13; +PR 1ZC / 1ZF / 1ZM		24.3541-9550.5 241024	ATE - Halter
1.6	75	09/04→06/13	⬅	☐; → 01/13; +PR 1ZE		24.3541-9553.5 241025	ATE - Halter
1.6 TDI	77	06/09→04/13	⬅	☐; → 01/13; +PR 1ZE		24.3541-9553.5 241025	ATE - Halter
1.8 TSI	112	03/09→06/13	⬅	☐; → 01/13; +PR 1ZE		24.3541-9554.5 241026	ATE - Halter
1.8 TSI	118	06/07→04/13	➡	☐; → 01/13; +PR 1KD		24.3384-1755.5 240886	TRW - Halter
2.0 TDI	81	03/10→06/13	➡	☐; → 01/13; +PR 1KD		24.3384-1755.5 240886	TRW - Halter
2.0 TDI 4x4	81	05/11→02/13	➡	☐; → 01/13; +PR 1KD		24.3384-1756.5 240887	TRW - Halter
			➡	☐; → 01/13; +PR 1KS / 1KT		24.3384-1777.5 240988	BOS - Halter
			➡	☐; → 01/13; +PR 1KS / 1KT		24.3384-1778.5 241002	BOS - Halter
			➡	☐; → 01/13; +PR 1KF		24.3414-1709.5 240834	TRW - Halter
			➡	☐; → 01/13; +PR 1KF		24.3414-1710.5 240835	TRW - Halter
1.4	55	05/04→05/06	⬅	☐; 06/04→; +PR 1ZC / 1ZF / 1ZM		24.3541-9549.5 241023	ATE - Halter
1.6 FSI	85	02/04→10/08	⬅	☐; 06/04→; +PR 1ZC / 1ZF / 1ZM		24.3541-9550.5 241024	ATE - Halter
2.0 TDI 16V	100	02/04→05/10	⬅	☐; 06/04→; +PR 1ZC / 1ZF / 1ZM		24.3541-9550.5 241024	ATE - Halter
			⬅	☐; 06/04→; +PR 1ZE		24.3541-9553.5 241025	ATE - Halter
			⬅	☐; 06/04→; +PR 1ZE		24.3541-9554.5 241026	ATE - Halter
			➡	☐; 06/04→; +PR 1KD		24.3384-1755.5 240886	TRW - Halter
			➡	☐; 06/04→; +PR 1KD		24.3384-1756.5 240887	TRW - Halter
			➡	☐; 06/04→; +PR 1KS / 1KT		24.3384-1777.5 240988	BOS - Halter
			➡	☐; 06/04→; +PR 1KS / 1KT		24.3384-1778.5 241002	BOS - Halter
			➡	☐; 06/04→; +PR 1KF		24.3414-1709.5 240834	TRW - Halter
			➡	☐; 06/04→; +PR 1KF		24.3414-1710.5 240835	TRW - Halter
1.6 LPG	75	08/09→11/12	⬅	☐; 09/09→; +PR 1ZC / 1ZF / 1ZM		24.3541-9549.5 241023	ATE - Halter
			⬅	☐; 09/09→; +PR 1ZC / 1ZF / 1ZM		24.3541-9550.5 241024	ATE - Halter
			⬅	☐; 09/09→; +PR 1ZE		24.3541-9553.5 241025	ATE - Halter
			⬅	☐; 09/09→; +PR 1ZE		24.3541-9554.5 241026	ATE - Halter
			➡	☐; 09/09→; +PR 1KD		24.3384-1755.5 240886	TRW - Halter
			➡	☐; 09/09→; +PR 1KD		24.3384-1756.5 240887	TRW - Halter
			➡	☐; 09/09→; +PR 1KS / 1KT		24.3384-1777.5 240988	BOS - Halter
			➡	☐; 09/09→; +PR 1KS / 1KT		24.3384-1778.5 241002	BOS - Halter
			➡	☐; 09/09→; +PR 1KF		24.3414-1709.5 240834	TRW - Halter
			➡	☐; 09/09→; +PR 1KF		24.3414-1710.5 240835	TRW - Halter
1.6 MultiFuel	75	01/08→06/13	⬅	☐; 09/09→ 01/13; +PR 1ZC / 1ZF / 1ZM		24.3541-9549.5 241023	ATE - Halter
			⬅	☐; 09/09→ 01/13; +PR 1ZC / 1ZF / 1ZM		24.3541-9550.5 241024	ATE - Halter
			⬅	☐; 09/09→ 01/13; +PR 1ZE		24.3541-9553.5 241025	ATE - Halter
			⬅	☐; 09/09→ 01/13; +PR 1ZE		24.3541-9554.5 241026	ATE - Halter
			➡	☐; 09/09→; +PR 1KD; → 01/13		24.3384-1755.5 240886	TRW - Halter

	kw			 	! #			
<b>SKODA - OCTAVIA III Combi (1Z5) 02/04→06/13</b>								
<b>Bremssattel</b>								
1.6 MultiFuel	75	01/08→06/13	➡	☐; 09/09→; +PR 1KD; → 01/13	24.3384-1756.5	240887	TRW - Halter	
			➡	☐; 09/09→; +PR 1KS / 1KT; → 01/13	24.3384-1777.5	240988	BOS - Halter	
			➡	☐; 09/09→; +PR 1KS / 1KT; → 01/13	24.3384-1778.5	241002	BOS - Halter	
			➡	☐; 09/09→; +PR 1KF; → 01/13	24.3414-1709.5	240834	TRW - Halter	
			➡	☐; 09/09→; +PR 1KF; → 01/13	24.3414-1710.5	240835	TRW - Halter	
1.6 TDI 4x4 1.8 TSI 4x4 1.8 TSI 4x4 2.0 TDI 16V 4x4	77 112 118 103	06/09→02/13 03/09→02/13 11/08→02/13 05/10→02/13	←	☐; → 01/13; +PR 1ZC / 1ZF / 1ZM	24.3541-9549.5	241023	ATE - Halter	
			←	☐; → 01/13; +PR 1ZC / 1ZF / 1ZM	24.3541-9550.5	241024	ATE - Halter	
			←	☐; → 01/13; +PR 1ZE	24.3541-9553.5	241025	ATE - Halter	
			←	☐; → 01/13; +PR 1ZE	24.3541-9554.5	241026	ATE - Halter	
			➡	☐; → 01/13; +PR 1KS / 1KT	24.3384-1777.5	240988	BOS - Halter	
			➡	☐; → 01/13; +PR 1KS / 1KT	24.3384-1778.5	241002	BOS - Halter	
			➡	☐; → 01/13; +PR 1KF	24.3414-1709.5	240834	TRW - Halter	
			➡	☐; → 01/13; +PR 1KF	24.3414-1710.5	240835	TRW - Halter	
			1.9 TDI 2.0 FSI 2.0 TDI	77 110 103	09/04→12/10 11/04→10/08 11/05→05/10	←	☐; +PR 1ZC / 1ZF / 1ZM	24.3541-9549.5
←	☐; +PR 1ZC / 1ZF / 1ZM	24.3541-9550.5				241024	ATE - Halter	
←	☐; +PR 1ZE	24.3541-9553.5				241025	ATE - Halter	
←	☐; +PR 1ZE	24.3541-9554.5				241026	ATE - Halter	
➡	☐; +PR 1KD	24.3384-1755.5				240886	TRW - Halter	
➡	☐; +PR 1KD	24.3384-1756.5				240887	TRW - Halter	
➡	☐; +PR 1KS / 1KT	24.3384-1777.5				240988	BOS - Halter	
➡	☐; +PR 1KS / 1KT	24.3384-1778.5				241002	BOS - Halter	
➡	☐; +PR 1KF	24.3414-1709.5				240834	TRW - Halter	
➡	☐; +PR 1KF	24.3414-1710.5				240835	TRW - Halter	
1.9 TDI 4x4 2.0 FSI 4x4 2.0 TDI 4x4	77 110 103	11/04→12/10 11/04→04/09 07/06→05/10				←	☐; +PR 1ZC / 1ZF / 1ZM	24.3541-9549.5
			←	☐; +PR 1ZC / 1ZF / 1ZM	24.3541-9550.5	241024	ATE - Halter	
			←	☐; +PR 1ZE	24.3541-9553.5	241025	ATE - Halter	
			←	☐; +PR 1ZE	24.3541-9554.5	241026	ATE - Halter	
			➡	☐; +PR 1KS / 1KT	24.3384-1777.5	240988	BOS - Halter	
			➡	☐; +PR 1KS / 1KT	24.3384-1778.5	241002	BOS - Halter	
			➡	☐; +PR 1KF	24.3414-1709.5	240834	TRW - Halter	
			➡	☐; +PR 1KF	24.3414-1710.5	240835	TRW - Halter	
			2.0 RS 2.0 TDI RS	147 125	10/05→02/13 04/06→02/13	←	☐; → 01/13; +PR 1LL / 1LP / 1ZB	24.3541-9553.5
←	☐; → 01/13; +PR 1LL / 1LP / 1ZB	24.3541-9554.5				241026	ATE - Halter	
➡	☐; → 01/13; +PR 1KS / 1KT	24.3384-1777.5				240988	BOS - Halter	
➡	☐; → 01/13; +PR 1KS / 1KT	24.3384-1778.5				241002	BOS - Halter	
➡	☐; → 01/13; +PR 1KP	24.3387-1729.5				240878	TRW - Halter	
➡	☐; → 01/13; +PR 1KP	24.3387-1730.5				240879	TRW - Halter	
2.0 TDI 16V	103	02/04→05/13	←	☐; 06/04→ 01/13; +PR 1ZC / 1ZF / 1ZM	24.3541-9549.5	241023	ATE - Halter	
			←	☐; 06/04→ 01/13; +PR 1ZC / 1ZF / 1ZM	24.3541-9550.5	241024	ATE - Halter	
			←	☐; 06/04→ 01/13; +PR 1ZE	24.3541-9553.5	241025	ATE - Halter	
			←	☐; 06/04→ 01/13; +PR 1ZE	24.3541-9554.5	241026	ATE - Halter	
			➡	☐; 06/04→ 01/13; +PR 1KD	24.3384-1755.5	240886	TRW - Halter	
			➡	☐; 06/04→ 01/13; +PR 1KD	24.3384-1756.5	240887	TRW - Halter	
			➡	☐; 06/04→ 01/13; +PR 1KS / 1KT	24.3384-1777.5	240988	BOS - Halter	
			➡	☐; 06/04→ 01/13; +PR 1KS / 1KT	24.3384-1778.5	241002	BOS - Halter	
			➡	☐; 06/04→ 01/13; +PR 1KF	24.3414-1709.5	240834	TRW - Halter	
			➡	☐; 06/04→ 01/13; +PR 1KF	24.3414-1710.5	240835	TRW - Halter	
<b>Feder, Bremssattel</b>								
1.2 TSI 1.4 1.4 TSI 1.6 1.6 TDI 1.6 TDI 4x4 1.8 TSI ↓	77 59 90 75 77 77 112	02/10→04/13 05/06→06/13 11/08→06/13 09/04→06/13 06/09→04/13 06/09→02/13 03/09→06/13	←	→ 01/13; +PR 1ZE	2	11.8116-0351.1	390538	ATE

	kW			 	! #		
<b>SKODA - OCTAVIA III Combi (1Z5) 02/04→06/13</b>							
<b>Feder, Bremssattel</b>							
1.8 TSI	118	06/07→04/13	←	→ 01/13; +PR 1ZE	2	11.8116-0351.1	390538 ATE
1.8 TSI 4x4	112	03/09→02/13					
1.8 TSI 4x4	118	11/08→02/13					
2.0 TDI	81	03/10→06/13					
2.0 TDI 16V 4x4	103	05/10→02/13					
2.0 TDI 4x4	81	05/11→02/13					
1.4	55	05/04→05/06	←	06/04→; +PR 1ZE	2	11.8116-0351.1	390538 ATE
1.6 FSI	85	02/04→10/08					
2.0 TDI 16V	100	02/04→05/10					
1.6 LPG	75	08/09→11/12	←	09/09→; +PR 1ZE	2	11.8116-0351.1	390538 ATE
1.6 MultiFuel	75	01/08→06/13	←	09/09→ 01/13; +PR 1ZE	2	11.8116-0351.1	390538 ATE
1.9 TDI	77	09/04→12/10	←	+PR 1ZE	2	11.8116-0351.1	390538 ATE
1.9 TDI 4x4	77	11/04→12/10					
2.0 FSI	110	11/04→10/08					
2.0 FSI 4x4	110	11/04→04/09					
2.0 TDI	103	11/05→05/10					
2.0 TDI 4x4	103	07/06→05/10					
2.0 RS	147	10/05→02/13		→ 01/13; +PR 1LL / 1LP / 1ZB	2	11.8116-0351.1	390538 ATE
2.0 TDI RS	125	04/06→02/13					
2.0 TDI 16V	103	02/04→05/13	←	06/04→ 01/13; +PR 1ZE	2	11.8116-0351.1	390538 ATE
<b>Führungshülzensatz, Bremssattel</b>							
1.2 TSI	77	02/10→04/13	←	→ 01/13; +PR 1ZE		11.0101-5409.2	260035 ATE
1.4	59	05/06→06/13					
1.4 TSI	90	11/08→06/13					
1.6	75	09/04→06/13					
1.6 TDI	77	06/09→04/13					
1.6 TDI 4x4	77	06/09→02/13					
1.8 TSI	112	03/09→06/13					
1.8 TSI	118	06/07→04/13					
1.8 TSI 4x4	112	03/09→02/13					
1.8 TSI 4x4	118	11/08→02/13					
2.0 TDI	81	03/10→06/13					
2.0 TDI 16V 4x4	103	05/10→02/13					
2.0 TDI 4x4	81	05/11→02/13					
1.4	55	05/04→05/06	←	06/04→; +PR 1ZE		11.0101-5409.2	260035 ATE
1.6 FSI	85	02/04→10/08					
2.0 TDI 16V	100	02/04→05/10					
1.6 LPG	75	08/09→11/12	←	09/09→; +PR 1ZE		11.0101-5409.2	260035 ATE
1.6 MultiFuel	75	01/08→06/13	←	09/09→ 01/13; +PR 1ZE		11.0101-5409.2	260035 ATE
1.9 TDI	77	09/04→12/10	←	+PR 1ZE		11.0101-5409.2	260035 ATE
1.9 TDI 4x4	77	11/04→12/10					
2.0 FSI	110	11/04→10/08					
2.0 FSI 4x4	110	11/04→04/09					
2.0 TDI	103	11/05→05/10					
2.0 TDI 4x4	103	07/06→05/10					
2.0 RS	147	10/05→02/13	←	→ 01/13; +PR 1LL / 1LP / 1ZB		11.0101-5409.2	260035 ATE
2.0 TDI RS	125	04/06→02/13					
2.0 TDI 16V	103	02/04→05/13	←	06/04→ 01/13; +PR 1ZE		11.0101-5409.2	260035 ATE
<b>Führungsbolzen, Bremssattel</b>							
1.2 TSI	77	02/10→04/13		→ 01/13; +PR 1ZE	2	11.8171-0008.1	990049 ATE
1.4	59	05/06→06/13					
1.4 TSI	90	11/08→06/13					
1.6	75	09/04→06/13					
1.6 TDI	77	06/09→04/13					
1.6 TDI 4x4	77	06/09→02/13					
1.8 TSI	112	03/09→06/13					
1.8 TSI	118	06/07→04/13					
1.8 TSI 4x4	112	03/09→02/13					
1.8 TSI 4x4	118	11/08→02/13					
2.0 TDI	81	03/10→06/13					
2.0 TDI 16V 4x4	103	05/10→02/13					
2.0 TDI 4x4	81	05/11→02/13					
1.4	55	05/04→05/06		06/04→; +PR 1ZE	2	11.8171-0008.1	990049 ATE
1.6 FSI	85	02/04→10/08					
2.0 TDI 16V	100	02/04→05/10					
1.6 LPG	75	08/09→11/12		09/09→; +PR 1ZE	2	11.8171-0008.1	990049 ATE
1.6 MultiFuel	75	01/08→06/13		09/09→ 01/13; +PR 1ZE	2	11.8171-0008.1	990049 ATE
1.9 TDI	77	09/04→12/10		+PR 1ZE	2	11.8171-0008.1	990049 ATE
1.9 TDI 4x4	77	11/04→12/10					
2.0 FSI	110	11/04→10/08					
2.0 FSI 4x4	110	11/04→04/09					
2.0 TDI	103	11/05→05/10					
2.0 TDI 4x4	103	07/06→05/10					
2.0 RS	147	10/05→02/13		→ 01/13; +PR 1LL / 1LP / 1ZB	2	11.8171-0008.1	990049 ATE
2.0 TDI RS	125	04/06→02/13					
↓							

**SKODA - OCTAVIA III Combi (1Z5) 02/04→06/13**











**Führungsbolzen, Bremsattel**

2.0 TDI 16V	103	02/04→05/13		06/04→ 01/13; +PR 1ZE	2	11.8171-0008.1	990049	ATE
<b>Bremsschlauch</b>								
1.2 TSI	77	02/10→04/13	←	→ 01/13	2	24.5143-0564.3	331433	L= 563
2.0 TDI	81	03/10→06/13						
2.0 TDI 16V 4x4	103	05/10→02/13	→	☐; → 01/13		83.7847-0254.3	331233	L= 255
2.0 TDI 4x4	81	05/11→02/13	→	☐; → 01/13		83.7847-0257.3	331234	L= 255
1.4	55	05/04→05/06	←	06/04→	2	24.5143-0564.3	331433	L= 563
1.6 FSI	85	02/04→10/08	→	06/04→	2	24.5204-0233.3	331430	L= 233
1.4	59	05/06→06/13	←	→ 01/13	2	24.5143-0564.3	331433	L= 563
1.4 TSI	90	11/08→06/13						
1.6	75	09/04→06/13	→	→ 10/09	2	24.5204-0233.3	331430	L= 233
1.6 TDI	77	06/09→04/13	→	☐; 11/09→ 01/13		83.7847-0254.3	331233	L= 255
1.6 TDI 4x4	77	06/09→02/13	→	☐; 11/09→ 01/13		83.7847-0257.3	331234	L= 255
1.8 TSI	112	03/09→06/13	→	☐; 11/09→ 01/13				
1.8 TSI	118	06/07→04/13						
1.8 TSI 4x4	112	03/09→02/13						
1.8 TSI 4x4	118	11/08→02/13						
2.0 RS	147	10/05→02/13						
2.0 TDI RS	125	04/06→02/13						
1.6 LPG	75	08/09→11/12	←	09/09→	2	24.5143-0564.3	331433	L= 563
			→	09/09→ 10/09	2	24.5204-0233.3	331430	L= 233
			→	☐; 11/09→		83.7847-0254.3	331233	L= 255
			→	☐; 11/09→		83.7847-0257.3	331234	L= 255
1.6 MultiFuel	75	01/08→06/13	←	09/09→ 01/13	2	24.5143-0564.3	331433	L= 563
			→	09/09→ 10/09	2	24.5204-0233.3	331430	L= 233
			→	☐; 11/09→ 01/13		83.7847-0254.3	331233	L= 255
			→	☐; 11/09→ 01/13		83.7847-0257.3	331234	L= 255
1.9 TDI	77	09/04→12/10	←		2	24.5143-0564.3	331433	L= 563
1.9 TDI 4x4	77	11/04→12/10	→	→ 10/09	2	24.5204-0233.3	331430	L= 233
2.0 TDI	103	11/05→05/10	→	☐; 11/09→		83.7847-0254.3	331233	L= 255
2.0 TDI 4x4	103	07/06→05/10	→	☐; 11/09→		83.7847-0257.3	331234	L= 255
2.0 FSI	110	11/04→10/08	←		2	24.5143-0564.3	331433	L= 563
2.0 FSI 4x4	110	11/04→04/09	→		2	24.5204-0233.3	331430	L= 233
2.0 TDI 16V	100	02/04→05/10	←	06/04→	2	24.5143-0564.3	331433	L= 563
			→	06/04→ 10/09	2	24.5204-0233.3	331430	L= 233
			→	☐; 11/09→		83.7847-0254.3	331233	L= 255
			→	☐; 11/09→		83.7847-0257.3	331234	L= 255
2.0 TDI 16V	103	02/04→05/13	←	06/04→ 01/13	2	24.5143-0564.3	331433	L= 563
			→	06/04→ 10/09	2	24.5204-0233.3	331430	L= 233
			→	☐; 11/09→ 01/13		83.7847-0254.3	331233	L= 255
			→	☐; 11/09→ 01/13		83.7847-0257.3	331234	L= 255








**SKODA - OCTAVIA IV (5E3, NL3, NR3) 11/12→**










**Bremssattel**

1.0 TSI	85	05/16→	←	☐; +PR 1ZF		24.3571-9735.5	240806	ATE - Halter
1.2 TSI	81	05/15→02/17	←	☐; +PR 1ZF		24.3571-9736.5	240807	ATE - Halter
1.4 TSI	103	11/12→	→	☐; +PR 1KD		24.3384-1759.5	240800	TRW - Halter
1.4 TSI G-TEC	81	11/13→	→	☐; +PR 1KD		24.3384-1760.5	240801	TRW - Halter ALU
1.5 TSI	110	02/17→	→	☐; +PR 1KS / 1KT		24.3387-1739.5	240918	TRW - Halter
1.6	81	01/14→	→	☐; +PR 1KS / 1KT		24.3387-1740.5	240919	TRW - Halter
1.6 TDI	81	05/13→						
1.6 TDI	85	02/17→						
1.6 TDI 4x4	77	09/14→						
1.6 TDI 4x4	81	05/15→						
1.6 TDI 4x4	85	02/17→						
1.8 TSI	132	11/12→						
1.8 TSI 4x4	132	09/14→						
2.0 TDI	105	11/12→						
2.0 TDI / TDI RS 4x4	135	05/13→						
2.0 TDI 4x4	110	09/14→						
2.0 TDI RS	135	05/13→						
2.0 TSI	140	02/17→						
2.0 TSI 4x4	140	02/19→						
2.0 TSI RS	162	05/13→						
2.0 TSI RS	169	05/15→						
2.0 TSI RS	180	02/17→						

	kw			 	! #		
<b>SKODA - OCTAVIA IV (5E3, NL3, NR3) 11/12→</b>							
 <b>Bremssattel</b>							
1.2 TSI	63	11/12→	←	☐; 02/13→; +PR 1ZF	24.3571-9735.5	240806	ATE - Halter
1.2 TSI	77	11/12→	←	☐; 02/13→; +PR 1ZF	24.3571-9736.5	240807	ATE - Halter
1.6 TDI	66	11/12→	→	☐; 02/13→; +PR 1KD	24.3384-1759.5	240800	TRW - Halter
1.6 TDI	77	11/12→	→	☐; 02/13→; +PR 1KD	24.3384-1760.5	240801	TRW - Halter ALU
2.0 TDI	110	11/12→	→	☐; 02/13→; +PR 1KS / 1KT	24.3387-1739.5	240918	TRW - Halter
			→	☐; 02/13→; +PR 1KS / 1KT	24.3387-1740.5	240919	TRW - Halter
1.4 TSI	110	08/14→	←	☐; 05/15→; +PR 1ZF	24.3571-9735.5	240806	ATE - Halter
			←	☐; 05/15→; +PR 1ZF	24.3571-9736.5	240807	ATE - Halter
			→	☐; 05/15→; +PR 1KD	24.3384-1759.5	240800	TRW - Halter
			→	☐; 05/15→; +PR 1KD	24.3384-1760.5	240801	TRW - Halter ALU
			→	☐; 05/15→; +PR 1KS / 1KT	24.3387-1739.5	240918	TRW - Halter
			→	☐; 05/15→; +PR 1KS / 1KT	24.3387-1740.5	240919	TRW - Halter
<b>SKODA - OCTAVIA IV Combi (5E5, 5E6) 11/12→</b>							
 <b>Bremssattel</b>							
1.0 TSI	85	05/16→	←	☐; +PR 1ZF	24.3571-9735.5	240806	ATE - Halter
1.2 TSI	81	05/15→02/17	←	☐; +PR 1ZF	24.3571-9736.5	240807	ATE - Halter
1.4 TSI	103	11/12→	→	☐; +PR 1KD	24.3384-1759.5	240800	TRW - Halter
1.4 TSI G-TEC	81	11/13→	→	☐; +PR 1KD	24.3384-1760.5	240801	TRW - Halter ALU
1.5 TSI	110	02/17→	→	☐; +PR 1KS / 1KT	24.3387-1739.5	240918	TRW - Halter
1.5 TSI G-TEC	96	01/19→	→	☐; +PR 1KS / 1KT	24.3387-1740.5	240919	TRW - Halter
1.6	81	01/14→	→	☐; +PR 1KS / 1KT	24.3387-1739.5	240918	TRW - Halter
1.6 TDI	81	05/13→	→	☐; +PR 1KS / 1KT	24.3387-1740.5	240919	TRW - Halter
1.6 TDI	85	02/17→	→	☐; +PR 1KS / 1KT	24.3387-1740.5	240919	TRW - Halter
1.6 TDI 4x4	77	11/12→					
1.6 TDI 4x4	81	05/15→					
1.6 TDI 4x4	85	02/17→					
1.8 TSI	132	11/12→					
1.8 TSI 4x4	132	11/12→					
2.0 TDI	105	11/12→					
2.0 TDI / TDI RS 4x4	135	09/14→					
2.0 TDI 4x4	110	11/12→					
2.0 TDI RS	135	05/13→					
2.0 TSI	140	02/17→					
2.0 TSI 4x4	140	02/19→					
2.0 TSI RS	169	05/15→					
2.0 TSI RS	180	02/17→					
1.2 TSI	63	11/12→	←	☐; 02/13→; +PR 1ZF	24.3571-9735.5	240806	ATE - Halter
1.2 TSI	77	11/12→	←	☐; 02/13→; +PR 1ZF	24.3571-9736.5	240807	ATE - Halter
1.6 TDI	66	11/12→	→	☐; 02/13→; +PR 1KD	24.3384-1759.5	240800	TRW - Halter
1.6 TDI	77	11/12→	→	☐; 02/13→; +PR 1KD	24.3384-1760.5	240801	TRW - Halter ALU
2.0 TDI	110	11/12→	→	☐; 02/13→; +PR 1KS / 1KT	24.3387-1739.5	240918	TRW - Halter
			→	☐; 02/13→; +PR 1KS / 1KT	24.3387-1740.5	240919	TRW - Halter
1.4 TSI	110	08/14→	←	☐; 05/15→; +PR 1ZF	24.3571-9735.5	240806	ATE - Halter
			←	☐; 05/15→; +PR 1ZF	24.3571-9736.5	240807	ATE - Halter
			→	☐; 05/15→; +PR 1KD	24.3384-1759.5	240800	TRW - Halter
			→	☐; 05/15→; +PR 1KD	24.3384-1760.5	240801	TRW - Halter ALU
			→	☐; 05/15→; +PR 1KS / 1KT	24.3387-1739.5	240918	TRW - Halter
			→	☐; 05/15→; +PR 1KS / 1KT	24.3387-1740.5	240919	TRW - Halter
2.0 TSI RS	162	11/12→	←	☐; 05/13→; +PR 1ZF	24.3571-9735.5	240806	ATE - Halter
			←	☐; 05/13→; +PR 1ZF	24.3571-9736.5	240807	ATE - Halter
			→	☐; 05/13→; +PR 1KD	24.3384-1759.5	240800	TRW - Halter
			→	☐; 05/13→; +PR 1KD	24.3384-1760.5	240801	TRW - Halter ALU
			→	☐; 05/13→; +PR 1KS / 1KT	24.3387-1739.5	240918	TRW - Halter
			→	☐; 05/13→; +PR 1KS / 1KT	24.3387-1740.5	240919	TRW - Halter
<b>SKODA - RAPID (NH3) 07/12→12/19</b>							
 <b>Bremssattel</b>							
1.0 TSI	70	06/17→12/19	←	☐; +PR 1ZC	24.3541-9553.5	241025	ATE - Halter
1.0 TSI	81	06/17→12/19	←	☐; +PR 1ZC	24.3541-9554.5	241026	ATE - Halter
1.2 TSI	66	05/15→12/19	→	☐; +PR 1KT	24.3387-1735.5	240657	TRW - Halter
1.2 TSI	81	05/15→12/19					
1.4 TDI	66	05/15→12/19					
1.4 TSI	92	05/15→12/19					



	kw			 	! #		
<b>SKODA - RAPID (NH3) 07/12→12/19</b>							
<b>Bremssattel</b>							
1.6 TDI	85	05/15→12/19	➡	☐; +PR 1KT		24.3387-1736.5 240658	TRW - Halter
1.2	55	07/12→06/15	←	☐; 10/12→; +PR 1ZG		24.3541-9549.5 241023	ATE - Halter
1.2 TSI	63	07/12→05/15	←	☐; 10/12→; +PR 1ZG		24.3541-9550.5 241024	ATE - Halter
1.2 TSI	77	07/12→05/15	←	☐; 10/12→; +PR 1ZC		24.3541-9553.5 241025	ATE - Halter
1.4 TSI	90	07/12→06/15	←	☐; 10/12→; +PR 1ZC		24.3541-9554.5 241026	ATE - Halter
1.6 TDI	77	07/12→12/19	➡	☐; 10/12→; +PR 1ZC		24.3387-1735.5 240657	TRW - Halter
			➡	☐; 10/12→; +PR 1KT		24.3387-1736.5 240658	TRW - Halter
			➡	☐; 10/12→; +PR 1KT		24.3387-1736.5 240658	TRW - Halter
1.6	77	07/12→06/15	←	☐; 07/13→; +PR 1ZG		24.3541-9549.5 241023	ATE - Halter
			←	☐; 07/13→; +PR 1ZG		24.3541-9550.5 241024	ATE - Halter
			←	☐; 07/13→; +PR 1ZC		24.3541-9553.5 241025	ATE - Halter
			←	☐; 07/13→; +PR 1ZC		24.3541-9554.5 241026	ATE - Halter
			➡	☐; 07/13→; +PR 1KT		24.3387-1735.5 240657	TRW - Halter
			➡	☐; 07/13→; +PR 1KT		24.3387-1736.5 240658	TRW - Halter
1.6	81	05/15→12/19	←	☐; +PR 1ZG		24.3541-9549.5 241023	ATE - Halter
1.6 TDI	66	08/13→05/15	←	☐; +PR 1ZG		24.3541-9550.5 241024	ATE - Halter
			←	☐; +PR 1ZC		24.3541-9553.5 241025	ATE - Halter
			←	☐; +PR 1ZC		24.3541-9554.5 241026	ATE - Halter
			➡	☐; +PR 1KT		24.3387-1735.5 240657	TRW - Halter
			➡	☐; +PR 1KT		24.3387-1736.5 240658	TRW - Halter
<b>Feder, Bremssattel</b>							
1.0 TSI	70	06/17→12/19		+PR 1ZC	2	11.8116-0351.1 390538	ATE
1.0 TSI	81	06/17→12/19					
1.2 TSI	66	05/15→12/19					
1.2 TSI	81	05/15→12/19					
1.4 TDI	66	05/15→12/19					
1.4 TSI	92	05/15→12/19					
1.6	81	05/15→12/19					
1.6 TDI	66	08/13→05/15					
1.6 TDI	85	05/15→12/19					
1.2	55	07/12→06/15		10/12→; +PR 1ZC	2	11.8116-0351.1 390538	ATE
1.2 TSI	63	07/12→05/15					
1.2 TSI	77	07/12→05/15					
1.4 TSI	90	07/12→06/15					
1.6 TDI	77	07/12→12/19					
1.6	77	07/12→06/15		07/13→; +PR 1ZC	2	11.8116-0351.1 390538	ATE
<b>Führungshülzensatz, Bremssattel</b>							
1.0 TSI	70	06/17→12/19	←	+PR 1ZC		11.0101-5409.2 260035	ATE
1.0 TSI	81	06/17→12/19					
1.2 TSI	66	05/15→12/19					
1.2 TSI	81	05/15→12/19					
1.4 TDI	66	05/15→12/19					
1.4 TSI	92	05/15→12/19					
1.6 TDI	85	05/15→12/19					
1.2	55	07/12→06/15	←	10/12→; +PR 1ZG		11.0101-5407.2 260011	ATE
1.2 TSI	63	07/12→05/15	←	10/12→; +PR 1ZC		11.0101-5409.2 260035	ATE
1.2 TSI	77	07/12→05/15	←	10/12→; +PR 1ZC		11.0101-5409.2 260035	ATE
1.4 TSI	90	07/12→06/15					
1.6 TDI	77	07/12→12/19					
1.6	77	07/12→06/15	←	07/13→; +PR 1ZG		11.0101-5407.2 260011	ATE
			←	07/13→; +PR 1ZC		11.0101-5409.2 260035	ATE
1.6	81	05/15→12/19	←	+PR 1ZG		11.0101-5407.2 260011	ATE
1.6 TDI	66	08/13→05/15	←	+PR 1ZC		11.0101-5409.2 260035	ATE
<b>Führungsbolzen, Bremssattel</b>							
1.0 TSI	70	06/17→12/19		+PR 1ZC	2	11.8171-0008.1 990049	ATE
1.0 TSI	81	06/17→12/19					
1.2 TSI	66	05/15→12/19					
1.2 TSI	81	05/15→12/19					
1.4 TDI	66	05/15→12/19					
1.4 TSI	92	05/15→12/19					
1.6 TDI	85	05/15→12/19					
1.2	55	07/12→06/15		10/12→; +PR 1ZC	2	11.8171-0008.1 990049	ATE
1.2 TSI	63	07/12→05/15		10/12→; +PR 1ZG	2	11.8171-0008.1 990049	ATE
1.2 TSI	77	07/12→05/15					
1.4 TSI	90	07/12→06/15					
1.6 TDI	77	07/12→12/19					
↓							

	kW			 	! #		
<b>SKODA - RAPID (NH3) 07/12→12/19</b>							
<b>Führungsbolzen, Bremsattel</b>							
1.6	77	07/12→06/15		07/13→; +PR 1ZG	2	11.8171-0008.1 990049	ATE
				07/13→; +PR 1ZC	2	11.8171-0008.1 990049	ATE
1.6	81	05/15→12/19		+PR 1ZC	2	11.8171-0008.1 990049	ATE
1.6 TDI	66	08/13→05/15		+PR 1ZG	2	11.8171-0008.1 990049	ATE
<b> Bremsenschlauch</b>							
1.0 TSI	70	06/17→12/19	←		2	24.5143-0544.3 331420	L= 540
1.0 TSI	81	06/17→12/19					
1.2 TSI	66	05/15→12/19	→		2	83.7858-0140.3 330837	L= 140
1.2 TSI	81	05/15→12/19					
1.4 TDI	66	05/15→12/19					
1.4 TSI	92	05/15→12/19					
1.6	81	05/15→12/19					
1.6 TDI	66	08/13→05/15					
1.6 TDI	85	05/15→12/19					
1.2	55	07/12→06/15	←	12/12→	2	24.5143-0544.3 331420	L= 540
1.2 TSI	63	07/12→05/15					
1.2 TSI	77	07/12→05/15	→	10/12→	2	83.7858-0140.3 330837	L= 140
1.4 TSI	90	07/12→06/15					
1.6 TDI	77	07/12→12/19					
1.6	77	07/12→06/15	←	07/13→	2	24.5143-0544.3 331420	L= 540
			→	07/13→	2	83.7858-0140.3 330837	L= 140
<b>SKODA - RAPID Spaceback (NH1) 07/12→12/19</b>							
<b> Bremsattel</b>							
1.0 TSI	70	06/17→12/19	←	☐; +PR 1ZC		24.3541-9553.5 241025	ATE - Halter
1.0 TSI	81	06/17→12/19					
1.2 TSI	66	05/15→12/19	←	☐; +PR 1ZC		24.3541-9554.5 241026	ATE - Halter
1.2 TSI	81	05/15→12/19	→	☐; +PR 1KT		24.3387-1735.5 240657	TRW - Halter
1.4 TDI	66	05/15→12/19					
1.4 TSI	92	05/15→12/19	→	☐; +PR 1KT		24.3387-1736.5 240658	TRW - Halter
1.6 TDI	85	05/15→12/19					
1.2	55	07/12→06/15	←	☐; 10/12→; +PR 1ZG		24.3541-9549.5 241023	ATE - Halter
1.2 TSI	63	07/12→05/15					
1.2 TSI	77	07/12→05/15	←	☐; 10/12→; +PR 1ZG		24.3541-9550.5 241024	ATE - Halter
1.4 TSI	90	07/12→06/15	←	☐; 10/12→; +PR 1ZC		24.3541-9553.5 241025	ATE - Halter
1.6 TDI	77	07/12→12/19	←	☐; 10/12→; +PR 1ZC		24.3541-9554.5 241026	ATE - Halter
			→	☐; 10/12→; +PR 1KT		24.3387-1735.5 240657	TRW - Halter
			→	☐; 10/12→; +PR 1KT		24.3387-1736.5 240658	TRW - Halter
1.6	77	07/12→06/15	←	☐; 07/13→; +PR 1ZG		24.3541-9549.5 241023	ATE - Halter
			←	☐; 07/13→; +PR 1ZG		24.3541-9550.5 241024	ATE - Halter
			←	☐; 07/13→; +PR 1ZC		24.3541-9553.5 241025	ATE - Halter
			←	☐; 07/13→; +PR 1ZC		24.3541-9554.5 241026	ATE - Halter
			→	☐; 07/13→; +PR 1KT		24.3387-1735.5 240657	TRW - Halter
			→	☐; 07/13→; +PR 1KT		24.3387-1736.5 240658	TRW - Halter
1.6 TDI	66	08/13→05/15	←	☐; +PR 1ZG		24.3541-9549.5 241023	ATE - Halter
			←	☐; +PR 1ZG		24.3541-9550.5 241024	ATE - Halter
			←	☐; +PR 1ZC		24.3541-9553.5 241025	ATE - Halter
			←	☐; +PR 1ZC		24.3541-9554.5 241026	ATE - Halter
			→	☐; +PR 1KT		24.3387-1735.5 240657	TRW - Halter
			→	☐; +PR 1KT		24.3387-1736.5 240658	TRW - Halter
<b>Feder, Bremsattel</b>							
1.0 TSI	70	06/17→12/19		+PR 1ZC	2	11.8116-0351.1 390538	ATE
1.0 TSI	81	06/17→12/19					
1.2 TSI	66	05/15→12/19					
1.2 TSI	81	05/15→12/19					
1.4 TDI	66	05/15→12/19					
1.4 TSI	92	05/15→12/19					
1.6 TDI	66	08/13→05/15					
1.6 TDI	85	05/15→12/19					
1.2	55	07/12→06/15		10/12→; +PR 1ZC	2	11.8116-0351.1 390538	ATE
1.2 TSI	63	07/12→05/15					
1.2 TSI	77	07/12→05/15					
1.4 TSI	90	07/12→06/15					
1.6 TDI	77	07/12→12/19					
1.6	77	07/12→06/15		07/13→; +PR 1ZC	2	11.8116-0351.1 390538	ATE
↓							

### SKODA - RAPID Spaceback (NH1) 07/12→12/19

#### Führungshülzensatz, Bremsattel

1.0 TSI	70	06/17→12/19	←	+PR 1ZC		11.0101-5409.2	260035	ATE
1.0 TSI	81	06/17→12/19						
1.2 TSI	66	05/15→12/19						
1.2 TSI	81	05/15→12/19						
1.4 TDI	66	05/15→12/19						
1.4 TSI	92	05/15→12/19						
1.6 TDI	85	05/15→12/19						
1.2	55	07/12→06/15	←	10/12→; +PR 1ZG		11.0101-5407.2	260011	ATE
1.2 TSI	63	07/12→05/15						
1.2 TSI	77	07/12→05/15	←	10/12→; +PR 1ZC		11.0101-5409.2	260035	ATE
1.4 TSI	90	07/12→06/15						
1.6 TDI	77	07/12→12/19						
1.6	77	07/12→06/15	←	07/13→; +PR 1ZG		11.0101-5407.2	260011	ATE
			←	07/13→; +PR 1ZC		11.0101-5409.2	260035	ATE
1.6 TDI	66	08/13→05/15	←	+PR 1ZG		11.0101-5407.2	260011	ATE
			←	+PR 1ZC		11.0101-5409.2	260035	ATE

#### Führungsbolzen, Bremsattel

1.0 TSI	70	06/17→12/19		+PR 1ZC	2	11.8171-0008.1	990049	ATE
1.0 TSI	81	06/17→12/19						
1.2 TSI	66	05/15→12/19						
1.2 TSI	81	05/15→12/19						
1.4 TDI	66	05/15→12/19						
1.4 TSI	92	05/15→12/19						
1.6 TDI	85	05/15→12/19						
1.2	55	07/12→06/15		10/12→; +PR 1ZC	2	11.8171-0008.1	990049	ATE
1.2 TSI	63	07/12→05/15						
1.2 TSI	77	07/12→05/15		10/12→; +PR 1ZG	2	11.8171-0008.1	990049	ATE
1.4 TSI	90	07/12→06/15						
1.6 TDI	77	07/12→12/19						
1.6	77	07/12→06/15		07/13→; +PR 1ZG	2	11.8171-0008.1	990049	ATE
				07/13→; +PR 1ZC	2	11.8171-0008.1	990049	ATE
1.6 TDI	66	08/13→05/15		+PR 1ZC	2	11.8171-0008.1	990049	ATE
				+PR 1ZG	2	11.8171-0008.1	990049	ATE









#### Bremsschlauch










1.0 TSI	70	06/17→12/19	←		2	24.5143-0544.3	331420	L= 540
1.0 TSI	81	06/17→12/19						
1.2 TSI	66	05/15→12/19	→		2	83.7858-0140.3	330837	L= 140
1.2 TSI	81	05/15→12/19						
1.4 TDI	66	05/15→12/19						
1.4 TSI	92	05/15→12/19						
1.6 TDI	66	08/13→05/15						
1.6 TDI	85	05/15→12/19						
1.2	55	07/12→06/15	←	12/12→	2	24.5143-0544.3	331420	L= 540
1.2 TSI	63	07/12→05/15						
1.2 TSI	77	07/12→05/15	→	10/12→	2	83.7858-0140.3	330837	L= 140
1.4 TSI	90	07/12→06/15						
1.6 TDI	77	07/12→12/19						
1.6	77	07/12→06/15	←	07/13→	2	24.5143-0544.3	331420	L= 540
			→	07/13→	2	83.7858-0140.3	330837	L= 140








### SKODA - ROOMSTER (5J7) 03/06→05/15

#### Bremssattel

1.2	47	05/06→01/07	←	☐; 07/06→; +PR 1LN / 1ZH		24.3541-1797.5	240856	TRW - Halter
			←	☐; 07/06→; +PR 1LN / 1ZH		24.3541-1798.5	240857	TRW - Halter
			←	☐; 07/06→; +PR 1LQ / 1LR / 1ZG		24.3541-9549.5	241023	ATE - Halter
			←	☐; 07/06→; +PR 1LQ / 1LR / 1ZG		24.3541-9550.5	241024	ATE - Halter
			←	☐; 07/06→; +PR 1ZC		24.3541-9553.5	241025	ATE - Halter
			←	☐; 07/06→; +PR 1ZC		24.3541-9554.5	241026	ATE - Halter
			→	☐; 07/06→; +PR 1KK		24.3384-1729.5	240816	TRW - Halter
			→	☐; 07/06→; +PR 1KK		24.3384-1730.5	240817	TRW - Halter
			→	☐; 07/06→; +PR 1KT		24.3387-1735.5	240657	TRW - Halter
			→	☐; 07/06→; +PR 1KT		24.3387-1736.5	240658	TRW - Halter
1.2	51	01/07→05/15	←	☐; → 04/15; +PR 1LN / 1ZH		24.3541-1797.5	240856	TRW - Halter
1.2 LPG	51	03/09→05/15						
1.2 TDI	55	03/10→05/15	←	☐; → 04/15; +PR 1LN / 1ZH		24.3541-1798.5	240857	TRW - Halter
1.2 TSI	63	03/10→05/15	←	☐; → 04/15; +PR 1LQ / 1LR / 1ZG		24.3541-9549.5	241023	ATE - Halter
1.2 TSI	77	03/10→05/15	←	☐; → 04/15; +PR 1LQ / 1LR / 1ZG		24.3541-9550.5	241024	ATE - Halter
1.4	63	09/06→05/15	←	☐; → 04/15; +PR 1LQ / 1LR / 1ZG		24.3541-9550.5	241024	ATE - Halter








	kw			 	! #			
<b>SKODA - ROOMSTER (5J7) 03/06→05/15</b>								
<b> Bremssattel</b>								
1.4 LPG 1.6 1.6 TDI 1.6 TDI	63 77 66 77	03/10→05/15 09/06→05/15 03/10→05/15 03/10→05/15	← ← → → → →	☐; → 04/15; +PR 1ZC ☐; → 04/15; +PR 1ZC ☐; → 04/15; +PR 1KK ☐; → 04/15; +PR 1KK ☐; → 04/15; +PR 1KT ☐; → 04/15; +PR 1KT		24.3541-9553.5 24.3541-9554.5 24.3384-1729.5 24.3384-1730.5 24.3387-1735.5 24.3387-1736.5	241025 241026 240816 240817 240657 240658	ATE - Halter ATE - Halter TRW - Halter TRW - Halter TRW - Halter TRW - Halter
1.4 TDI 1.4 TDI 1.6 LPG 1.9 TDI	51 59 77 77	07/06→03/10 09/06→03/10 06/06→07/10 09/06→03/10	← ← ← ← ← ← → → → →	☐; +PR 1LN / 1ZH ☐; +PR 1LN / 1ZH ☐; +PR 1LQ / 1LR / 1ZG ☐; +PR 1LQ / 1LR / 1ZG ☐; +PR 1ZC ☐; +PR 1ZC ☐; +PR 1KK ☐; +PR 1KK ☐; +PR 1KT ☐; +PR 1KT		24.3541-1797.5 24.3541-1798.5 24.3541-9549.5 24.3541-9550.5 24.3541-9553.5 24.3541-9554.5 24.3384-1729.5 24.3384-1730.5 24.3387-1735.5 24.3387-1736.5	240856 240857 241023 241024 241025 241026 240816 240817 240657 240658	TRW - Halter TRW - Halter ATE - Halter ATE - Halter ATE - Halter ATE - Halter TRW - Halter TRW - Halter TRW - Halter TRW - Halter
1.9 TDI	74	03/06→05/06	← ← ← ←	☐; +PR 1LQ / 1LR / 1ZG ☐; +PR 1LQ / 1LR / 1ZG ☐; +PR 1ZC ☐; +PR 1ZC		24.3541-9549.5 24.3541-9550.5 24.3541-9553.5 24.3541-9554.5	241023 241024 241025 241026	ATE - Halter ATE - Halter ATE - Halter ATE - Halter
<b>Feder, Bremssattel</b>								
1.2	47	05/06→01/07		07/06→; +PR 1ZC	2	11.8116-0351.1	390538	ATE
1.2 1.2 LPG 1.2 TDI 1.2 TSI 1.2 TSI 1.4 1.4 LPG 1.6 1.6 TDI 1.6 TDI	51 51 55 63 77 63 63 77 66 77	01/07→05/15 03/09→05/15 03/10→05/15 03/10→05/15 03/10→05/15 09/06→05/15 03/10→05/15 09/06→05/15 03/10→05/15 03/10→05/15		→ 04/15; +PR 1ZC	2	11.8116-0351.1	390538	ATE
1.4 TDI 1.4 TDI 1.6 LPG 1.9 TDI	51 59 77 77	07/06→03/10 09/06→03/10 06/06→07/10 09/06→03/10		+PR 1ZC	2	11.8116-0351.1	390538	ATE
<b>Führungshülzensatz, Bremssattel</b>								
1.2	47	05/06→01/07	← ←	07/06→; +PR 1ZC 07/06→; +PR 1LQ / 1LR / 1ZG		11.0101-5409.2	260035	ATE ATE
1.2 1.2 LPG 1.2 TDI 1.2 TSI 1.2 TSI 1.4 1.4 LPG 1.6 1.6 TDI 1.6 TDI	51 51 55 63 77 63 63 77 66 77	01/07→05/15 03/09→05/15 03/10→05/15 03/10→05/15 03/10→05/15 09/06→05/15 03/10→05/15 09/06→05/15 03/10→05/15 03/10→05/15	← ←	→ 04/15; +PR 1LQ / 1LR / 1ZG → 04/15; +PR 1ZC		11.0101-5409.2	260035	ATE ATE
1.4 TDI 1.4 TDI 1.6 LPG 1.9 TDI	51 59 77 77	07/06→03/10 09/06→03/10 06/06→07/10 09/06→03/10	← ←	+PR 1LQ / 1LR / 1ZG +PR 1ZC		11.0101-5409.2	260035	ATE ATE
<b>Führungsbolzen, Bremssattel</b>								
1.2	47	05/06→01/07		07/06→; +PR 1ZC	2	11.8171-0008.1	990049	ATE
1.2 1.2 LPG 1.2 TDI 1.2 TSI 1.2 TSI 1.4 1.4 LPG 1.6 1.6 TDI ↓	51 51 55 63 77 63 63 77 66	01/07→05/15 03/09→05/15 03/10→05/15 03/10→05/15 03/10→05/15 09/06→05/15 03/10→05/15 09/06→05/15 03/10→05/15		07/06→; +PR 1LQ / 1LR / 1ZG → 04/15; +PR 1ZC → 04/15; +PR 1LQ / 1LR / 1ZG	2 2 2	11.8171-0008.1	990049	ATE ATE ATE









	kw			 	! #		
<b>SKODA - ROOMSTER (5J7) 03/06→05/15</b>							
<b>Führungsbolzen, Bremsattel</b>							
1.6 TDI	77	03/10→05/15		→ 04/15; +PR 1ZC	2	11.8171-0008.1 990049	ATE
				→ 04/15; +PR 1LQ / 1LR / 1ZG	2	11.8171-0008.1 990049	ATE
1.4 TDI	51	07/06→03/10		+PR 1ZC	2	11.8171-0008.1 990049	ATE
1.4 TDI	59	09/06→03/10					
1.6 LPG	77	06/06→07/10		+PR 1LQ / 1LR / 1ZG	2	11.8171-0008.1 990049	ATE
1.9 TDI	77	09/06→03/10					
<b> Bremsschlauch</b>							
1.2	47	05/06→01/07	←	07/06→	2	83.6247-0522.3 330595	L= 522
			→	☐ / am Bremsattel; 07/06→; Scheibenbremse		24.1253-0010.3 331066	L= 233 mit Rohrleitung
			→	☐ / am Bremsattel; 07/06→; Scheibenbremse		24.1253-0020.3 331067	L= 233 mit Rohrleitung
			→	07/06→	2	83.7858-0140.3 330837	L= 140
1.2	51	01/07→05/15	←	→ 04/15	2	83.6247-0522.3 330595	L= 522
1.2 LPG	51	03/09→05/15					
1.2 TDI	55	03/10→05/15	→	☐ / am Bremsattel; → 04/15; Scheibenbremse		24.1253-0010.3 331066	L= 233 mit Rohrleitung
1.2 TSI	63	03/10→05/15					
1.2 TSI	77	03/10→05/15	→	☐ / am Bremsattel; → 04/15; Scheibenbremse		24.1253-0020.3 331067	L= 233 mit Rohrleitung
1.4	63	09/06→05/15					
1.4 LPG	63	03/10→05/15	→	→ 04/15	2	83.7858-0140.3 330837	L= 140
1.6	77	09/06→05/15					
1.6 TDI	66	03/10→05/15					
1.6 TDI	77	03/10→05/15					
1.4 TDI	51	07/06→03/10	←		2	83.6247-0522.3 330595	L= 522
1.4 TDI	59	09/06→03/10					
1.6 LPG	77	06/06→07/10	→	☐ / am Bremsattel; Scheibenbremse		24.1253-0010.3 331066	L= 233 mit Rohrleitung
1.9 TDI	77	09/06→03/10	→	☐ / am Bremsattel; Scheibenbremse		24.1253-0020.3 331067	L= 233 mit Rohrleitung
			→		2	83.7858-0140.3 330837	L= 140
<b>SKODA - ROOMSTER Praktik (5J) 03/07→05/15</b>							
<b> Bremsattel</b>							
1.2	51	03/07→05/15	←	☐; → 04/15; +PR 1LN / 1ZH		24.3541-1797.5 240856	TRW - Halter
1.2 TDI	55	03/10→05/15	←	☐; → 04/15; +PR 1LN / 1ZH		24.3541-1798.5 240857	TRW - Halter
1.2 TSI	63	03/10→05/15	←				
1.4	63	03/07→05/15	←	☐; → 04/15; +PR 1LQ / 1LR / 1ZG		24.3541-9549.5 241023	ATE - Halter
1.6 TDI	66	03/10→05/15	←	☐; → 04/15; +PR 1LQ / 1LR / 1ZG		24.3541-9550.5 241024	ATE - Halter
			←	☐; → 04/15; +PR 1ZC		24.3541-9553.5 241025	ATE - Halter
			←	☐; → 04/15; +PR 1ZC		24.3541-9554.5 241026	ATE - Halter
			→	☐; → 04/15; +PR 1KK		24.3384-1729.5 240816	TRW - Halter
			→	☐; → 04/15; +PR 1KK		24.3384-1730.5 240817	TRW - Halter
			→	☐; → 04/15; +PR 1KT		24.3387-1735.5 240657	TRW - Halter
			→	☐; → 04/15; +PR 1KT		24.3387-1736.5 240658	TRW - Halter
1.4 TDI	51	03/07→03/10	←	☐; +PR 1LN / 1ZH		24.3541-1797.5 240856	TRW - Halter
1.4 TDI	59	03/07→03/10	←	☐; +PR 1LN / 1ZH		24.3541-1798.5 240857	TRW - Halter
			←	☐; +PR 1LQ / 1LR / 1ZG		24.3541-9549.5 241023	ATE - Halter
			←	☐; +PR 1LQ / 1LR / 1ZG		24.3541-9550.5 241024	ATE - Halter
			←	☐; +PR 1ZC		24.3541-9553.5 241025	ATE - Halter
			←	☐; +PR 1ZC		24.3541-9554.5 241026	ATE - Halter
			→	☐; +PR 1KK		24.3384-1729.5 240816	TRW - Halter
			→	☐; +PR 1KK		24.3384-1730.5 240817	TRW - Halter
			→	☐; +PR 1KT		24.3387-1735.5 240657	TRW - Halter
			→	☐; +PR 1KT		24.3387-1736.5 240658	TRW - Halter
<b>Feder, Bremsattel</b>							
1.2	51	03/07→05/15		→ 04/15; +PR 1ZC	2	11.8116-0351.1 390538	ATE
1.2 TDI	55	03/10→05/15					
1.2 TSI	63	03/10→05/15					
1.4	63	03/07→05/15					
1.6 TDI	66	03/10→05/15					
1.4 TDI	51	03/07→03/10		+PR 1ZC	2	11.8116-0351.1 390538	ATE
1.4 TDI	59	03/07→03/10					
<b>Führungshülensatz, Bremsattel</b>							
1.2	51	03/07→05/15	←	→ 04/15; +PR 1LQ / 1LR / 1ZG		11.0101-5409.2 260035	ATE
1.2 TDI	55	03/10→05/15					
1.2 TSI	63	03/10→05/15					








	kw			 	! #		
<b>SKODA - ROOMSTER Praktik (5J) 03/07→05/15</b>							
<b>Führungshülzensatz, Bremsattel</b>							
1.4 1.6 TDI	63 66	03/07→05/15 03/10→05/15	←	→ 04/15; +PR 1ZC		11.0101-5409.2 260035	ATE
1.4 TDI 1.4 TDI	51 59	03/07→03/10 03/07→03/10	←	+PR 1LQ / 1LR / 1ZG		11.0101-5409.2 260035	ATE
			←	+PR 1ZC		11.0101-5409.2 260035	ATE
<b>Führungsbolzen, Bremsattel</b>							
1.2 1.2 TDI	51 55	03/07→05/15 03/10→05/15		→ 04/15; +PR 1ZC	2	11.8171-0008.1 990049	ATE
1.2 TSI 1.4 1.6 TDI	63 63 66	03/10→05/15 03/07→05/15 03/10→05/15		→ 04/15; +PR 1LQ / 1LR / 1ZG	2	11.8171-0008.1 990049	ATE
1.4 TDI 1.4 TDI	51 59	03/07→03/10 03/07→03/10		+PR 1ZC	2	11.8171-0008.1 990049	ATE
				+PR 1LQ / 1LR / 1ZG	2	11.8171-0008.1 990049	ATE
<b>Bremsschlauch</b>							
1.2 1.2 TDI	51 55	03/07→05/15 03/10→05/15	←	→ 04/15	2	83.6247-0522.3 330595	L= 522
1.2 TSI 1.4 1.6 TDI	63 63 66	03/10→05/15 03/07→05/15 03/10→05/15	→	☐ / am Bremsattel; → 04/15; Scheibenbremse		24.1253-0010.3 331066	L= 233 mit Rohrleitung
			→	☐ / am Bremsattel; → 04/15; Scheibenbremse		24.1253-0020.3 331067	L= 233 mit Rohrleitung
			→	→ 04/15	2	83.7858-0140.3 330837	L= 140
1.4 TDI 1.4 TDI	51 59	03/07→03/10 03/07→03/10	←		2	83.6247-0522.3 330595	L= 522
			→	☐ / am Bremsattel; Scheibenbremse		24.1253-0010.3 331066	L= 233 mit Rohrleitung
			→	☐ / am Bremsattel; Scheibenbremse		24.1253-0020.3 331067	L= 233 mit Rohrleitung
			→		2	83.7858-0140.3 330837	L= 140
<b>SKODA - SUPERB I (3U4) 12/01→03/08</b>							
<b>Bremsattel</b>							
1.8 T 2.0	110 85	12/01→03/08 12/01→03/08	←	☐; → 02/08		24.3571-8521.5 240495	ATE - Halter
			←	☐; → 02/08		24.3571-8522.5 240496	ATE - Halter
			→	☐; → 02/08		24.3384-1731.5 240818	TRW - Halter
			→	☐; → 02/08		24.3384-1732.5 240819	TRW - Halter
1.9 TDI 1.9 TDI	74 77	08/02→10/05 10/05→05/07	←	☐		24.3571-8521.5 240495	ATE - Halter
			←	☐		24.3571-8522.5 240496	ATE - Halter
			→	☐		24.3384-1731.5 240818	TRW - Halter
			→	☐		24.3384-1732.5 240819	TRW - Halter
1.9 TDI 1.9 TDI	85 96	01/07→03/08 12/01→03/08	←	☐; → 12/07		24.3571-8521.5 240495	ATE - Halter
			←	☐; → 12/07		24.3571-8522.5 240496	ATE - Halter
			→	☐; → 12/07		24.3384-1731.5 240818	TRW - Halter
			→	☐; → 12/07		24.3384-1732.5 240819	TRW - Halter
2.0 TDI 2.5 TDI 2.8 V6	103 120 142	10/05→03/08 06/03→03/08 12/01→03/08	←	☐; → 12/07		11.9571-9835.2 220427	ATE - Halter
			←	☐; → 12/07		11.9571-9836.2 220428	ATE - Halter
			→	☐; → 12/07		24.3384-1731.5 240818	TRW - Halter
			→	☐; → 12/07		24.3384-1732.5 240819	TRW - Halter
2.5 TDI	114	12/01→08/03	←	☐		11.9571-9835.2 220427	ATE - Halter
			←	☐		11.9571-9836.2 220428	ATE - Halter
			→	☐		24.3384-1731.5 240818	TRW - Halter
			→	☐		24.3384-1732.5 240819	TRW - Halter
<b>Halter, Bremsattel</b>							
1.8 T 2.0	110 85	12/01→03/08 12/01→03/08	←	→ 02/08	2	11.8170-0306.1 260102	ATE
1.9 TDI 1.9 TDI	74 77	08/02→10/05 10/05→05/07	←		2	11.8170-0306.1 260102	ATE
1.9 TDI 1.9 TDI	85 96	01/07→03/08 12/01→03/08	←	→ 12/07	2	11.8170-0306.1 260102	ATE
2.0 TDI 2.5 TDI 2.8 V6	103 120 142	10/05→03/08 06/03→03/08 12/01→03/08	←	→ 12/07	2	11.0230-0451.1 260130	ATE
2.5 TDI	114	12/01→08/03	←		2	11.0230-0451.1 260130	ATE





















	kw			 	! #		
<b>SKODA - SUPERB I (3U4) 12/01→03/08</b>							
<b>Feder, Bremssattel</b>							
1.8 T 2.0	110 85	12/01→03/08 12/01→03/08		→ 02/08	2	11.8116-0143.1 390513	ATE
1.9 TDI 1.9 TDI 2.5 TDI	74 77 114	08/02→10/05 10/05→05/07 12/01→08/03			2	11.8116-0143.1 390513	ATE
1.9 TDI 1.9 TDI 2.0 TDI 2.5 TDI 2.8 V6	85 96 103 120 142	01/07→03/08 12/01→03/08 10/05→03/08 06/03→03/08 12/01→03/08		→ 12/07	2	11.8116-0143.1 390513	ATE
<b>Führungshülzensatz, Bremssattel</b>							
1.8 T 2.0	110 85	12/01→03/08 12/01→03/08	←	→ 02/08		11.0101-5409.2 260035	ATE
1.9 TDI 1.9 TDI 2.5 TDI	74 77 114	08/02→10/05 10/05→05/07 12/01→08/03	←			11.0101-5409.2 260035	ATE
1.9 TDI 1.9 TDI 2.0 TDI 2.5 TDI 2.8 V6	85 96 103 120 142	01/07→03/08 12/01→03/08 10/05→03/08 06/03→03/08 12/01→03/08	←	→ 12/07		11.0101-5409.2 260035	ATE
<b>Führungsbolzen, Bremssattel</b>							
1.8 T 2.0	110 85	12/01→03/08 12/01→03/08		→ 02/08	2	11.8171-0008.1 990049	ATE
1.9 TDI 1.9 TDI 2.5 TDI	74 77 114	08/02→10/05 10/05→05/07 12/01→08/03			2	11.8171-0008.1 990049	ATE
1.9 TDI 1.9 TDI 2.0 TDI 2.5 TDI 2.8 V6	85 96 103 120 142	01/07→03/08 12/01→03/08 10/05→03/08 06/03→03/08 12/01→03/08		→ 12/07	2	11.8171-0008.1 990049	ATE
<b>Dichtungssatz, Bremssattel</b>							
1.8 T 2.0	110 85	12/01→03/08 12/01→03/08	←	→ 02/08		11.0441-5704.2 250034	ATE
1.9 TDI 1.9 TDI 2.5 TDI	74 77 114	08/02→10/05 10/05→05/07 12/01→08/03	←			11.0441-5704.2 250034	ATE
1.9 TDI 1.9 TDI 2.0 TDI 2.5 TDI 2.8 V6	85 96 103 120 142	01/07→03/08 12/01→03/08 10/05→03/08 06/03→03/08 12/01→03/08	←	→ 12/07		11.0441-5704.2 250034	ATE
<b>Bremsschlauch</b>							
1.8 T 2.0	110 85	12/01→03/08 12/01→03/08	←	→ 02/08	2	83.7813-0295.3 330799	L= 295
			→	☐ / am Bremssattel; → 02/08		24.1253-0030.3 331126	L= 184 mit Rohrleitung
			→	☐ / am Bremssattel; → 02/08		24.1253-0040.3 331127	L= 190 mit Rohrleitung
			→	→ 02/08	2	24.5237-0183.3 331454	L= 182,4
1.9 TDI 1.9 TDI 2.5 TDI	74 77 114	08/02→10/05 10/05→05/07 12/01→08/03	←		2	83.7813-0295.3 330799	L= 295
			→	☐ / am Bremssattel		24.1253-0030.3 331126	L= 184 mit Rohrleitung
			→	☐ / am Bremssattel		24.1253-0040.3 331127	L= 190 mit Rohrleitung
			→		2	24.5237-0183.3 331454	L= 182,4
1.9 TDI 1.9 TDI 2.0 TDI 2.5 TDI 2.8 V6	85 96 103 120 142	01/07→03/08 12/01→03/08 10/05→03/08 06/03→03/08 12/01→03/08	←	→ 12/07	2	83.7813-0295.3 330799	L= 295
			→	☐ / am Bremssattel; → 12/07		24.1253-0030.3 331126	L= 184 mit Rohrleitung
			→	☐ / am Bremssattel; → 12/07		24.1253-0040.3 331127	L= 190 mit Rohrleitung
			→	→ 12/07	2	24.5237-0183.3 331454	L= 182,4
<b>SKODA - SUPERB II (3T4) 03/08→05/15</b>							
<b>Bremssattel</b>							
1.4 TSI 1.8 TSI 2.0 TDI	92 118 125	07/08→05/15 03/08→05/15 07/08→05/15	←	☐; 08/08→ 02/15; +PR 1LJ / 1ZA		24.3541-9553.5 241025	ATE - Halter
			←	☐; 08/08→ 02/15; +PR 1ZE		24.3541-9553.5 241025	ATE - Halter
			←	☐; 08/08→ 02/15; +PR 1ZE		24.3541-9554.5 241026	ATE - Halter
			←	☐; 08/08→ 02/15; +PR 1LJ / 1ZA		24.3541-9554.5 241026	ATE - Halter
			←	☐; 08/08→ 02/15; +PR 1LK		24.3576-9995.5 240962	ATE - Halter
			←	☐; 08/08→ 02/15; +PR 1LK		24.3576-9996.5 240963	ATE - Halter

	kw			 	! #		
<b>SKODA - SUPERB II (3T4) 03/08→05/15</b>							
 <b>Bremssattel</b>							
1.4 TSI 1.8 TSI 2.0 TDI	92 118 125	07/08→05/15 03/08→05/15 07/08→05/15	→ → → →	☐; 08/08→ 02/15; +PR 1KS ☐; 08/08→ 02/15; +PR 1KS ☐; 08/08→ 02/15; +PR 1KF / 1KJ ☐; 08/08→ 02/15; +PR 1KF / 1KJ		24.3384-1777.5 240988 24.3384-1778.5 241002 24.3414-1709.5 240834 24.3414-1710.5 240835	BOS - Halter BOS - Halter TRW - Halter TRW - Halter
1.6 TDI 1.8 TSI 2.0 TDI 16V 2.0 TSI	77 112 103 147	09/10→05/15 03/09→05/15 01/09→05/15 05/10→05/15	← ← ← ← ← ← → → → →	☐; → 02/15; +PR 1ZE ☐; → 02/15; +PR 1LJ / 1ZA ☐; → 02/15; +PR 1ZE ☐; → 02/15; +PR 1LJ / 1ZA ☐; → 02/15; +PR 1LK ☐; → 02/15; +PR 1LK ☐; → 02/15; +PR 1KS ☐; → 02/15; +PR 1KS ☐; → 02/15; +PR 1KF / 1KJ ☐; → 02/15; +PR 1KF / 1KJ		24.3541-9553.5 241025 24.3541-9553.5 241025 24.3541-9554.5 241026 24.3541-9554.5 241026 24.3576-9995.5 240962 24.3576-9996.5 240963 24.3384-1777.5 240988 24.3384-1778.5 241002 24.3414-1709.5 240834 24.3414-1710.5 240835	ATE - Halter ATE - Halter ATE - Halter ATE - Halter ATE - Halter ATE - Halter BOS - Halter BOS - Halter TRW - Halter TRW - Halter
1.8 TSI 4x4 1.8 TSI 4x4 2.0 TDI 16V 4x4 3.6 FSI 4x4	112 118 103 191	03/09→05/15 11/08→05/15 11/10→05/15 11/08→05/15	← ← ← ← ← ← → → → →	☐; → 02/15; +PR 1LJ / 1ZA ☐; → 02/15; +PR 1ZE ☐; → 02/15; +PR 1ZE ☐; → 02/15; +PR 1LJ / 1ZA ☐; → 02/15; +PR 1LK ☐; → 02/15; +PR 1LK ☐; → 02/15; +PR 1KS ☐; → 02/15; +PR 1KS ☐; → 02/15; +PR 2EA ☐; → 02/15; +PR 2EA		24.3541-9553.5 241025 24.3541-9553.5 241025 24.3541-9554.5 241026 24.3541-9554.5 241026 24.3576-9995.5 240962 24.3576-9996.5 240963 24.3384-1777.5 240988 24.3384-1778.5 241002 24.3417-1711.5 240766 24.3417-1712.5 240767	ATE - Halter ATE - Halter ATE - Halter ATE - Halter ATE - Halter ATE - Halter BOS - Halter BOS - Halter TRW - Halter TRW - Halter
1.9 TDI 2.0 TDI	77 103	03/08→11/10 03/08→05/10	← ← ← ← ← ← → → → →	☐; 08/08→; +PR 1LJ / 1ZA ☐; 08/08→; +PR 1ZE ☐; 08/08→; +PR 1LJ / 1ZA ☐; 08/08→; +PR 1ZE ☐; 08/08→; +PR 1LK ☐; 08/08→; +PR 1LK ☐; 08/08→; +PR 1KS ☐; 08/08→; +PR 1KS ☐; 08/08→; +PR 1KF / 1KJ ☐; 08/08→; +PR 1KF / 1KJ		24.3541-9553.5 241025 24.3541-9553.5 241025 24.3541-9554.5 241026 24.3541-9554.5 241026 24.3576-9995.5 240962 24.3576-9996.5 240963 24.3384-1777.5 240988 24.3384-1778.5 241002 24.3414-1709.5 240834 24.3414-1710.5 240835	ATE - Halter ATE - Halter ATE - Halter ATE - Halter ATE - Halter ATE - Halter BOS - Halter BOS - Halter TRW - Halter TRW - Halter
2.0 TDI 4x4	125	09/08→05/15	← ← ← ← ← ← → → → →	☐; 10/08→ 02/15; +PR 1LJ / 1ZA ☐; 10/08→ 02/15; +PR 1ZE ☐; 10/08→ 02/15; +PR 1ZE ☐; 10/08→ 02/15; +PR 1LJ / 1ZA ☐; 10/08→ 02/15; +PR 1LK ☐; 10/08→ 02/15; +PR 1LK ☐; 10/08→ 02/15; +PR 1KS ☐; 10/08→ 02/15; +PR 1KS ☐; 10/08→ 02/15; +PR 2EA ☐; 10/08→ 02/15; +PR 2EA		24.3541-9553.5 241025 24.3541-9553.5 241025 24.3541-9554.5 241026 24.3541-9554.5 241026 24.3576-9995.5 240962 24.3576-9996.5 240963 24.3384-1777.5 240988 24.3384-1778.5 241002 24.3417-1711.5 240766 24.3417-1712.5 240767	ATE - Halter ATE - Halter ATE - Halter ATE - Halter ATE - Halter ATE - Halter BOS - Halter BOS - Halter TRW - Halter TRW - Halter
<b>Halter, Bremssattel</b>							
1.4 TSI 1.8 TSI 2.0 TDI	92 118 125	07/08→05/15 03/08→05/15 07/08→05/15	← ← ←	08/08→ 02/15; +PR 1LJ / 1ZA 08/08→ 02/15; +PR 1LK		11.0230-0131.1 260129 11.0230-0663.1 260131	ATE ATE
1.6 TDI 1.8 TSI 1.8 TSI 4x4 1.8 TSI 4x4 2.0 TDI 16V 2.0 TDI 16V 4x4 2.0 TSI 3.6 FSI 4x4	77 112 112 118 103 103 147 191	09/10→05/15 03/09→05/15 03/09→05/15 11/08→05/15 01/09→05/15 11/10→05/15 05/10→05/15 11/08→05/15	← ← ← ← ← ← → → →	→ 02/15; +PR 1LJ / 1ZA → 02/15; +PR 1LK		11.0230-0131.1 260129 11.0230-0663.1 260131	ATE ATE ATE
↓							








	kW			 	! #		
<b>SKODA - SUPERB II (3T4) 03/08→05/15</b>							
<b>Halter, Bremssattel</b>							
1.9 TDI	77	03/08→11/10	←	08/08→; +PR 1LJ / 1ZA		11.0230-0131.1	260129 ATE
2.0 TDI	103	03/08→05/10	←	08/08→; +PR 1LK		11.0230-0663.1	260131 ATE
2.0 TDI 4x4	125	09/08→05/15	←	10/08→ 02/15; +PR 1LJ / 1ZA		11.0230-0131.1	260129 ATE
			←	10/08→ 02/15; +PR 1LK		11.0230-0663.1	260131 ATE
<b>Feder, Bremssattel</b>							
1.4 TSI	92	07/08→05/15	←	08/08→ 02/15; +PR 1LJ / 1ZA	2	11.8116-0351.1	390538 ATE
1.8 TSI	118	03/08→05/15	←	08/08→ 02/15; +PR 1ZE	2	11.8116-0351.1	390538 ATE
2.0 TDI	125	07/08→05/15	←	08/08→ 02/15; +PR 1LK	2	11.8116-0410.2	390589 ATE
1.6 TDI	77	09/10→05/15	←	→ 02/15; +PR 1LJ / 1ZA	2	11.8116-0351.1	390538 ATE
1.8 TSI	112	03/09→05/15	←	→ 02/15; +PR 1ZE	2	11.8116-0351.1	390538 ATE
1.8 TSI 4x4	112	03/09→05/15	←	→ 02/15; +PR 1LK	2	11.8116-0351.1	390538 ATE
1.8 TSI 4x4	118	11/08→05/15	←	→ 02/15; +PR 1ZE	2	11.8116-0351.1	390538 ATE
2.0 TDI 16V	103	01/09→05/15	←	→ 02/15; +PR 1LK	2	11.8116-0410.2	390589 ATE
2.0 TDI 16V 4x4	103	11/10→05/15					
2.0 TSI	147	05/10→05/15					
3.6 FSI 4x4	191	11/08→05/15					
1.9 TDI	77	03/08→11/10	←	08/08→; +PR 1LJ / 1ZA	2	11.8116-0351.1	390538 ATE
2.0 TDI	103	03/08→05/10	←	08/08→; +PR 1ZE	2	11.8116-0351.1	390538 ATE
			←	08/08→; +PR 1LK	2	11.8116-0410.2	390589 ATE
2.0 TDI 4x4	125	09/08→05/15	←	10/08→ 02/15; +PR 1ZE	2	11.8116-0351.1	390538 ATE
			←	10/08→ 02/15; +PR 1LJ / 1ZA	2	11.8116-0351.1	390538 ATE
			←	10/08→ 02/15; +PR 1LK	2	11.8116-0410.2	390589 ATE
<b>Führungshülzensatz, Bremssattel</b>							
1.4 TSI	92	07/08→05/15	←	08/08→ 02/15; +PR 1LK		11.0101-5409.2	260035 ATE
1.8 TSI	118	03/08→05/15	←	08/08→ 02/15; +PR 1LJ / 1ZA		11.0101-5409.2	260035 ATE
2.0 TDI	125	07/08→05/15	←	08/08→ 02/15; +PR 1ZE		11.0101-5409.2	260035 ATE
1.6 TDI	77	09/10→05/15	←	→ 02/15; +PR 1LJ / 1ZA		11.0101-5409.2	260035 ATE
1.8 TSI	112	03/09→05/15	←	→ 02/15; +PR 1LK		11.0101-5409.2	260035 ATE
1.8 TSI 4x4	112	03/09→05/15	←	→ 02/15; +PR 1LK		11.0101-5409.2	260035 ATE
1.8 TSI 4x4	118	11/08→05/15	←	→ 02/15; +PR 1ZE		11.0101-5409.2	260035 ATE
2.0 TDI 16V	103	01/09→05/15					
2.0 TDI 16V 4x4	103	11/10→05/15					
2.0 TSI	147	05/10→05/15					
3.6 FSI 4x4	191	11/08→05/15					
1.9 TDI	77	03/08→11/10	←	08/08→; +PR 1ZE		11.0101-5409.2	260035 ATE
2.0 TDI	103	03/08→05/10	←	08/08→; +PR 1LK		11.0101-5409.2	260035 ATE
			←	08/08→; +PR 1LJ / 1ZA		11.0101-5409.2	260035 ATE
2.0 TDI 4x4	125	09/08→05/15	←	10/08→ 02/15; +PR 1LK		11.0101-5409.2	260035 ATE
			←	10/08→ 02/15; +PR 1LJ / 1ZA		11.0101-5409.2	260035 ATE
			←	10/08→ 02/15; +PR 1ZE		11.0101-5409.2	260035 ATE
<b>Führungsbolzen, Bremssattel</b>							
1.4 TSI	92	07/08→05/15		08/08→ 02/15; +PR 1LJ / 1ZA	2	11.8171-0008.1	990049 ATE
1.8 TSI	118	03/08→05/15		08/08→ 02/15; +PR 1LK	2	11.8171-0008.1	990049 ATE
2.0 TDI	125	07/08→05/15		08/08→ 02/15; +PR 1ZE	2	11.8171-0008.1	990049 ATE
1.6 TDI	77	09/10→05/15		→ 02/15; +PR 1LK	2	11.8171-0008.1	990049 ATE
1.8 TSI	112	03/09→05/15		→ 02/15; +PR 1ZE	2	11.8171-0008.1	990049 ATE
1.8 TSI 4x4	112	03/09→05/15		→ 02/15; +PR 1ZE	2	11.8171-0008.1	990049 ATE
1.8 TSI 4x4	118	11/08→05/15		→ 02/15; +PR 1LJ / 1ZA	2	11.8171-0008.1	990049 ATE
2.0 TDI 16V	103	01/09→05/15					
2.0 TDI 16V 4x4	103	11/10→05/15					
2.0 TSI	147	05/10→05/15					
3.6 FSI 4x4	191	11/08→05/15					
1.9 TDI	77	03/08→11/10		08/08→; +PR 1LK	2	11.8171-0008.1	990049 ATE
2.0 TDI	103	03/08→05/10		08/08→; +PR 1ZE	2	11.8171-0008.1	990049 ATE
				08/08→; +PR 1LJ / 1ZA	2	11.8171-0008.1	990049 ATE
2.0 TDI 4x4	125	09/08→05/15		10/08→ 02/15; +PR 1LK	2	11.8171-0008.1	990049 ATE
				10/08→ 02/15; +PR 1LJ / 1ZA	2	11.8171-0008.1	990049 ATE
				10/08→ 02/15; +PR 1ZE	2	11.8171-0008.1	990049 ATE
<b>Bremsschlauch</b>							
1.4 TSI	92	07/08→05/15	←	08/08→ 02/15; +PR 1ZE / 1LJ	2	24.5143-0564.3	331433 L= 563
1.8 TSI	118	03/08→05/15	←	08/08→ 02/15; +PR 1LK	2	83.7849-0502.3	331125 L= 504
2.0 TDI	125	07/08→05/15	←	08/08→ 02/15; +PR 1LK	2	83.7849-0502.3	331125 L= 504
↓							

	kw			 	! #		
<b>SKODA - SUPERB II (3T4) 03/08→05/15</b>							
 <b>Bremsschlauch</b>							
1.4 TSI	92	07/08→05/15	➔	+PR 1KF / 1KP / 1KJ / 2EA	2	24.5204-0233.3	331430 L= 233
1.8 TSI	118	03/08→05/15	➔	☐; +PR 1KS		83.7847-0254.3	331233 L= 255
2.0 TDI	125	07/08→05/15	➔	☐; +PR 1KS		83.7847-0257.3	331234 L= 255
1.6 TDI	77	09/10→05/15	➔	→ 02/15; +PR 1ZE / 1LJ	2	24.5143-0564.3	331433 L= 563
1.8 TSI	112	03/09→05/15	➔	→ 02/15; +PR 1LK	2	83.7849-0502.3	331125 L= 504
1.8 TSI 4x4	112	03/09→05/15	➔	→ 02/15; +PR 1LK	2	83.7849-0502.3	331125 L= 504
1.8 TSI 4x4	118	11/08→05/15	➔	+PR 1KF / 1KP / 1KJ / 2EA	2	24.5204-0233.3	331430 L= 233
2.0 TDI 16V	103	01/09→05/15	➔	☐; +PR 1KS		83.7847-0254.3	331233 L= 255
2.0 TDI 16V 4x4	103	11/10→05/15	➔	☐; +PR 1KS		83.7847-0254.3	331233 L= 255
2.0 TSI	147	05/10→05/15	➔	☐; +PR 1KS		83.7847-0257.3	331234 L= 255
3.6 FSI 4x4	191	11/08→05/15	➔	☐; +PR 1KS		83.7847-0257.3	331234 L= 255
1.9 TDI	77	03/08→11/10	➔	08/08→; +PR 1ZE / 1LJ	2	24.5143-0564.3	331433 L= 563
2.0 TDI	103	03/08→05/10	➔	08/08→; +PR 1LK	2	83.7849-0502.3	331125 L= 504
			➔	+PR 1KF / 1KP / 1KJ / 2EA	2	24.5204-0233.3	331430 L= 233
			➔	☐; +PR 1KS		83.7847-0254.3	331233 L= 255
			➔	☐; +PR 1KS		83.7847-0257.3	331234 L= 255
2.0 TDI 4x4	125	09/08→05/15	➔	10/08→ 02/15; +PR 1ZE / 1LJ	2	24.5143-0564.3	331433 L= 563
			➔	10/08→ 02/15; +PR 1LK	2	83.7849-0502.3	331125 L= 504
			➔	+PR 1KF / 1KP / 1KJ / 2EA	2	24.5204-0233.3	331430 L= 233
			➔	☐; +PR 1KS		83.7847-0254.3	331233 L= 255
			➔	☐; +PR 1KS		83.7847-0257.3	331234 L= 255
<b>SKODA - SUPERB II Kombi (3T5) 10/09→05/15</b>							
 <b>Bremssattel</b>							
1.4 TSI	92	10/09→05/15	➔	☐; 11/09→ 02/15; +PR 1ZE		24.3541-9553.5	241025 ATE - Halter
1.8 TSI	112	10/09→05/15	➔	☐; 11/09→ 02/15; +PR 1LJ / 1ZA		24.3541-9553.5	241025 ATE - Halter
1.8 TSI	118	10/09→05/15	➔	☐; 11/09→ 02/15; +PR 1LJ / 1ZA		24.3541-9553.5	241025 ATE - Halter
2.0 TDI	125	10/09→05/15	➔	☐; 11/09→ 02/15; +PR 1ZE		24.3541-9554.5	241026 ATE - Halter
2.0 TDI 16V	103	10/09→05/15	➔	☐; 11/09→ 02/15; +PR 1LJ / 1ZA		24.3541-9554.5	241026 ATE - Halter
			➔	☐; 11/09→ 02/15; +PR 1LK		24.3576-9995.5	240962 ATE - Halter
			➔	☐; 11/09→ 02/15; +PR 1LK		24.3576-9996.5	240963 ATE - Halter
			➔	☐; 11/09→ 02/15; +PR 1KS		24.3384-1777.5	240988 BOS - Halter
			➔	☐; 11/09→ 02/15; +PR 1KS		24.3384-1778.5	241002 BOS - Halter
			➔	☐; 11/09→ 02/15; +PR 1KF / 1KJ		24.3414-1709.5	240834 TRW - Halter
			➔	☐; 11/09→ 02/15; +PR 1KF / 1KJ		24.3414-1710.5	240835 TRW - Halter
1.6 TDI	77	09/10→05/15	➔	☐; → 02/15; +PR 1ZE		24.3541-9553.5	241025 ATE - Halter
2.0 TSI	147	05/10→05/15	➔	☐; → 02/15; +PR 1LJ / 1ZA		24.3541-9553.5	241025 ATE - Halter
			➔	☐; → 02/15; +PR 1ZE		24.3541-9554.5	241026 ATE - Halter
			➔	☐; → 02/15; +PR 1LJ / 1ZA		24.3541-9554.5	241026 ATE - Halter
			➔	☐; → 02/15; +PR 1LK		24.3576-9995.5	240962 ATE - Halter
			➔	☐; → 02/15; +PR 1LK		24.3576-9996.5	240963 ATE - Halter
			➔	☐; → 02/15; +PR 1KS		24.3384-1777.5	240988 BOS - Halter
			➔	☐; → 02/15; +PR 1KS		24.3384-1778.5	241002 BOS - Halter
			➔	☐; → 02/15; +PR 1KF / 1KJ		24.3414-1709.5	240834 TRW - Halter
			➔	☐; → 02/15; +PR 1KF / 1KJ		24.3414-1710.5	240835 TRW - Halter
1.8 TSI 4x4	112	10/09→05/15	➔	☐; 11/09→ 02/15; +PR 1ZE		24.3541-9553.5	241025 ATE - Halter
1.8 TSI 4x4	118	10/09→05/15	➔	☐; 11/09→ 02/15; +PR 1LJ / 1ZA		24.3541-9553.5	241025 ATE - Halter
2.0 TDI 4x4	125	10/09→05/15	➔	☐; 11/09→ 02/15; +PR 1LJ / 1ZA		24.3541-9554.5	241026 ATE - Halter
3.6 V6 4x4	191	10/09→05/15	➔	☐; 11/09→ 02/15; +PR 1ZE		24.3541-9554.5	241026 ATE - Halter
			➔	☐; 11/09→ 02/15; +PR 1LJ / 1ZA		24.3541-9554.5	241026 ATE - Halter
			➔	☐; 11/09→ 02/15; +PR 1LK		24.3576-9995.5	240962 ATE - Halter
			➔	☐; 11/09→ 02/15; +PR 1LK		24.3576-9996.5	240963 ATE - Halter
			➔	☐; 11/09→ 02/15; +PR 1KS		24.3384-1777.5	240988 BOS - Halter
			➔	☐; 11/09→ 02/15; +PR 1KS		24.3384-1778.5	241002 BOS - Halter
			➔	☐; 11/09→ 02/15; +PR 1KF / 1KJ		24.3414-1709.5	240834 TRW - Halter
			➔	☐; 11/09→ 02/15; +PR 1KF / 1KJ		24.3414-1710.5	240835 TRW - Halter
			➔	☐; 11/09→ 02/15; +PR 2EA		24.3417-1711.5	240766 TRW - Halter
			➔	☐; 11/09→ 02/15; +PR 2EA		24.3417-1712.5	240767 TRW - Halter
↓							














	kw			 	! #							
<b>SKODA - SUPERB II Kombi (3T5) 10/09→05/15</b>												
<b>Bremssattel</b>												
1.9 TDI	77	10/09→11/10	←	☐; +PR 1LJ / 1ZA	24.3541-9553.5	241025	ATE - Halter					
			←	☐; +PR 1ZE	24.3541-9553.5	241025	ATE - Halter					
			←	☐; +PR 1LJ / 1ZA	24.3541-9554.5	241026	ATE - Halter					
			←	☐; +PR 1ZE	24.3541-9554.5	241026	ATE - Halter					
			←	☐; +PR 1LK	24.3576-9995.5	240962	ATE - Halter					
			←	☐; +PR 1LK	24.3576-9996.5	240963	ATE - Halter					
			→	☐; +PR 1KS	24.3384-1777.5	240988	BOS - Halter					
			→	☐; +PR 1KS	24.3384-1778.5	241002	BOS - Halter					
			→	☐; +PR 1KF / 1KJ	24.3414-1709.5	240834	TRW - Halter					
			→	☐; +PR 1KF / 1KJ	24.3414-1710.5	240835	TRW - Halter					
2.0 TDI	103	10/09→03/10	←	☐; 11/09→; +PR 1ZE	24.3541-9553.5	241025	ATE - Halter					
			←	☐; 11/09→; +PR 1LJ / 1ZA	24.3541-9553.5	241025	ATE - Halter					
			←	☐; 11/09→; +PR 1LJ / 1ZA	24.3541-9554.5	241026	ATE - Halter					
			←	☐; 11/09→; +PR 1ZE	24.3541-9554.5	241026	ATE - Halter					
			←	☐; 11/09→; +PR 1LK	24.3576-9995.5	240962	ATE - Halter					
			←	☐; 11/09→; +PR 1LK	24.3576-9996.5	240963	ATE - Halter					
			→	☐; 11/09→; +PR 1KS	24.3384-1777.5	240988	BOS - Halter					
			→	☐; 11/09→; +PR 1KS	24.3384-1778.5	241002	BOS - Halter					
			→	☐; 11/09→; +PR 1KF / 1KJ	24.3414-1709.5	240834	TRW - Halter					
			→	☐; 11/09→; +PR 1KF / 1KJ	24.3414-1710.5	240835	TRW - Halter					
2.0 TDI 16V 4x4	103	11/10→05/15	←	☐; → 02/15; +PR 1ZE	24.3541-9553.5	241025	ATE - Halter					
			←	☐; → 02/15; +PR 1LJ / 1ZA	24.3541-9553.5	241025	ATE - Halter					
			←	☐; → 02/15; +PR 1ZE	24.3541-9554.5	241026	ATE - Halter					
			←	☐; → 02/15; +PR 1LJ / 1ZA	24.3541-9554.5	241026	ATE - Halter					
			←	☐; → 02/15; +PR 1LK	24.3576-9995.5	240962	ATE - Halter					
			←	☐; → 02/15; +PR 1LK	24.3576-9996.5	240963	ATE - Halter					
			→	☐; → 02/15; +PR 1KS	24.3384-1777.5	240988	BOS - Halter					
			→	☐; → 02/15; +PR 1KS	24.3384-1778.5	241002	BOS - Halter					
			→	☐; → 02/15; +PR 1KF / 1KJ	24.3414-1709.5	240834	TRW - Halter					
			→	☐; → 02/15; +PR 1KF / 1KJ	24.3414-1710.5	240835	TRW - Halter					
→	☐; → 02/15; +PR 2EA	24.3417-1711.5	240766	TRW - Halter								
→	☐; → 02/15; +PR 2EA	24.3417-1712.5	240767	TRW - Halter								
<b>Halter, Bremssattel</b>												
1.4 TSI	92	10/09→05/15	←	11/09→ 02/15; +PR 1LJ / 1ZA	11.0230-0131.1	260129	ATE					
1.8 TSI	112	10/09→05/15	←	11/09→ 02/15; +PR 1LK	11.0230-0663.1	260131	ATE					
1.8 TSI	118	10/09→05/15										
1.8 TSI 4x4	112	10/09→05/15										
1.8 TSI 4x4	118	10/09→05/15										
2.0 TDI	125	10/09→05/15										
2.0 TDI 16V	103	10/09→05/15										
2.0 TDI 4x4	125	10/09→05/15										
3.6 V6 4x4	191	10/09→05/15										
1.6 TDI	77	09/10→05/15						←	→ 02/15; +PR 1LJ / 1ZA	11.0230-0131.1	260129	ATE
2.0 TDI 16V 4x4	103	11/10→05/15						←	→ 02/15; +PR 1LK	11.0230-0663.1	260131	ATE
2.0 TSI	147	05/10→05/15	←	→ 02/15; +PR 1LK	11.0230-0663.1	260131	ATE					
1.9 TDI	77	10/09→11/10	←	+PR 1LJ / 1ZA	11.0230-0131.1	260129	ATE					
			←	+PR 1LK	11.0230-0663.1	260131	ATE					
2.0 TDI	103	10/09→03/10	←	11/09→; +PR 1LJ / 1ZA	11.0230-0131.1	260129	ATE					
			←	11/09→; +PR 1LK	11.0230-0663.1	260131	ATE					
<b>Feder, Bremssattel</b>												
1.4 TSI	92	10/09→05/15		11/09→ 02/15; +PR 1ZE	2	11.8116-0351.1	390538	ATE				
1.8 TSI	112	10/09→05/15		11/09→ 02/15; +PR 1LJ / 1ZA	2	11.8116-0351.1	390538	ATE				
1.8 TSI	118	10/09→05/15		11/09→ 02/15; +PR 1LJ / 1ZA	2	11.8116-0351.1	390538	ATE				
1.8 TSI 4x4	112	10/09→05/15		11/09→ 02/15; +PR 1LK	2	11.8116-0410.2	390589	ATE				
1.8 TSI 4x4	118	10/09→05/15										
2.0 TDI	125	10/09→05/15										
2.0 TDI 16V	103	10/09→05/15										
2.0 TDI 4x4	125	10/09→05/15										
3.6 V6 4x4	191	10/09→05/15										
↓												



















	kw			 	! #		
<b>SKODA - SUPERB II Kombi (3T5) 10/09→05/15</b>							
<b>Feder, Bremssattel</b>							
1.6 TDI	77	09/10→05/15		→ 02/15; +PR 1ZE	2	11.8116-0351.1 390538	ATE
2.0 TDI 16V 4x4	103	11/10→05/15		→ 02/15; +PR 1LJ / 1ZA	2	11.8116-0351.1 390538	ATE
2.0 TSI	147	05/10→05/15		→ 02/15; +PR 1LK	2	11.8116-0410.2 390589	ATE
1.9 TDI	77	10/09→11/10		+PR 1ZE	2	11.8116-0351.1 390538	ATE
				+PR 1LJ / 1ZA	2	11.8116-0351.1 390538	ATE
				+PR 1LK	2	11.8116-0410.2 390589	ATE
2.0 TDI	103	10/09→03/10		11/09→; +PR 1LJ / 1ZA	2	11.8116-0351.1 390538	ATE
				11/09→; +PR 1ZE	2	11.8116-0351.1 390538	ATE
				11/09→; +PR 1LK	2	11.8116-0410.2 390589	ATE
<b>Führungshülzensatz, Bremssattel</b>							
1.4 TSI	92	10/09→05/15	←	11/09→ 02/15; +PR 1LJ / 1ZA		11.0101-5409.2 260035	ATE
1.8 TSI	112	10/09→05/15					
1.8 TSI	118	10/09→05/15	←	11/09→ 02/15; +PR 1LK		11.0101-5409.2 260035	ATE
1.8 TSI 4x4	112	10/09→05/15					
1.8 TSI 4x4	118	10/09→05/15	←	11/09→ 02/15; +PR 1ZE		11.0101-5409.2 260035	ATE
2.0 TDI	125	10/09→05/15					
2.0 TDI 16V	103	10/09→05/15					
2.0 TDI 4x4	125	10/09→05/15					
3.6 V6 4x4	191	10/09→05/15					
1.6 TDI	77	09/10→05/15	←	→ 02/15; +PR 1LJ / 1ZA		11.0101-5409.2 260035	ATE
2.0 TDI 16V 4x4	103	11/10→05/15	←	→ 02/15; +PR 1LK		11.0101-5409.2 260035	ATE
2.0 TSI	147	05/10→05/15	←	→ 02/15; +PR 1ZE		11.0101-5409.2 260035	ATE
1.9 TDI	77	10/09→11/10	←	+PR 1ZE		11.0101-5409.2 260035	ATE
			←	+PR 1LK		11.0101-5409.2 260035	ATE
			←	+PR 1LJ / 1ZA		11.0101-5409.2 260035	ATE
2.0 TDI	103	10/09→03/10	←	11/09→; +PR 1LK		11.0101-5409.2 260035	ATE
			←	11/09→; +PR 1ZE		11.0101-5409.2 260035	ATE
			←	11/09→; +PR 1LJ / 1ZA		11.0101-5409.2 260035	ATE
<b>Führungsbolzen, Bremssattel</b>							
1.4 TSI	92	10/09→05/15		11/09→ 02/15; +PR 1LK	2	11.8171-0008.1 990049	ATE
1.8 TSI	112	10/09→05/15					
1.8 TSI	118	10/09→05/15		11/09→ 02/15; +PR 1ZE	2	11.8171-0008.1 990049	ATE
1.8 TSI 4x4	112	10/09→05/15					
1.8 TSI 4x4	118	10/09→05/15		11/09→ 02/15; +PR 1LJ / 1ZA	2	11.8171-0008.1 990049	ATE
2.0 TDI	125	10/09→05/15					
2.0 TDI 16V	103	10/09→05/15					
2.0 TDI 4x4	125	10/09→05/15					
3.6 V6 4x4	191	10/09→05/15					
1.6 TDI	77	09/10→05/15		→ 02/15; +PR 1LK	2	11.8171-0008.1 990049	ATE
2.0 TDI 16V 4x4	103	11/10→05/15		→ 02/15; +PR 1ZE	2	11.8171-0008.1 990049	ATE
2.0 TSI	147	05/10→05/15		→ 02/15; +PR 1LJ / 1ZA	2	11.8171-0008.1 990049	ATE
1.9 TDI	77	10/09→11/10		+PR 1ZE	2	11.8171-0008.1 990049	ATE
				+PR 1LK	2	11.8171-0008.1 990049	ATE
				+PR 1LJ / 1ZA	2	11.8171-0008.1 990049	ATE
2.0 TDI	103	10/09→03/10		11/09→; +PR 1LK	2	11.8171-0008.1 990049	ATE
				11/09→; +PR 1LJ / 1ZA	2	11.8171-0008.1 990049	ATE
				11/09→; +PR 1ZE	2	11.8171-0008.1 990049	ATE
<b>Bremsschlauch</b>							
1.4 TSI	92	10/09→05/15	←	11/09→ 02/15; +PR 1LJ / 1ZE	2	24.5143-0564.3 331433	L= 563
1.8 TSI	112	10/09→05/15					
1.8 TSI	118	10/09→05/15	←	11/09→ 02/15; +PR 1LK	2	83.7849-0502.3 331125	L= 504
1.8 TSI 4x4	112	10/09→05/15	→	+PR 1KF / 1KP / 1KJ / 2EA	2	24.5204-0233.3 331430	L= 233
1.8 TSI 4x4	118	10/09→05/15	→				
2.0 TDI	125	10/09→05/15	→	☐; +PR 1KS		83.7847-0254.3 331233	L= 255
2.0 TDI 16V	103	10/09→05/15	→				
2.0 TDI 4x4	125	10/09→05/15	→	☐; +PR 1KS		83.7847-0257.3 331234	L= 255
3.6 V6 4x4	191	10/09→05/15					
1.6 TDI	77	09/10→05/15	←	→ 02/15; +PR 1LJ / 1ZE	2	24.5143-0564.3 331433	L= 563
2.0 TDI 16V 4x4	103	11/10→05/15	←	→ 02/15; +PR 1LK	2	83.7849-0502.3 331125	L= 504
			→	+PR 1KF / 1KP / 1KJ / 2EA	2	24.5204-0233.3 331430	L= 233
			→	☐; +PR 1KS		83.7847-0254.3 331233	L= 255
			→	☐; +PR 1KS		83.7847-0257.3 331234	L= 255
1.9 TDI	77	10/09→11/10	←	+PR 1LJ / 1ZE	2	24.5143-0564.3 331433	L= 563
2.0 TSI	147	05/10→05/15					

































	kw			 	! #		
<b>SKODA - SUPERB II Kombi (3T5) 10/09→05/15</b>							
 <b>Bremsschlauch</b>							
1.9 TDI	77	10/09→11/10	←	+PR 1LK	2	83.7849-0502.3	331125 L= 504
2.0 TSI	147	05/10→05/15	→	+PR 1KF / 1KP / 1KJ / 2EA	2	24.5204-0233.3	331430 L= 233
			→	☐; +PR 1KS		83.7847-0254.3	331233 L= 255
			→	☐; +PR 1KS		83.7847-0257.3	331234 L= 255
2.0 TDI	103	10/09→03/10	←	11/09→; +PR 1LJ / 1ZE	2	24.5143-0564.3	331433 L= 563
			←	11/09→; +PR 1LK	2	83.7849-0502.3	331125 L= 504
			→	+PR 1KF / 1KP / 1KJ / 2EA	2	24.5204-0233.3	331430 L= 233
			→	☐; +PR 1KS		83.7847-0254.3	331233 L= 255
			→	☐; +PR 1KS		83.7847-0257.3	331234 L= 255
<b>SKODA - SUPERB III (3V3) 03/15→</b>							
 <b>Bremssattel</b>							
1.4 TSI	92	03/15→	←	☐; +PR 1LA		24.3601-1727.5	240786 TRW - Halter
1.4 TSI	110	03/15→	←	☐; +PR 1LA		24.3601-1728.5	240787 TRW - Halter
1.4 TSI 4x4	110	03/15→					
1.4 TSI iV	115	08/19→					
1.4 TSI PHEV	160	05/20→					
1.5 TSI	110	02/17→					
1.6 TDI	88	03/15→					
1.8 TSI	132	03/15→					
2.0 TDI	110	03/15→					
2.0 TDI	140	03/15→					
2.0 TDI 4x4	110	03/15→					
2.0 TDI 4x4	140	03/15→					
2.0 TDI 4x4	147	03/15→					
2.0 TSI	140	07/19→					
2.0 TSI	162	03/15→					
2.0 TSI 4x4	200	03/15→					
2.0 TSI 4x4	206	03/15→					
<b>SKODA - SUPERB III Kombi (3V5) 03/15→</b>							
 <b>Bremssattel</b>							
1.4 TSI	92	03/15→	←	☐; +PR 1LA		24.3601-1727.5	240786 TRW - Halter
1.4 TSI	110	03/15→	←	☐; +PR 1LA		24.3601-1728.5	240787 TRW - Halter
1.4 TSI 4x4	110	03/15→					
1.4 TSI iV	115	08/19→					
1.4 TSI PHEV	160	05/20→					
1.5 TSi	110	02/17→					
1.6 TDI	88	03/15→					
1.8 TSI	132	03/15→					
2.0 TDI	110	03/15→					
2.0 TDI	140	03/15→					
2.0 TDI 4x4	110	03/15→					
2.0 TDI 4x4	140	03/15→					
2.0 TSI	140	07/19→					
2.0 TSI	162	03/15→					
2.0 TSI 4x4	200	03/15→					
2.0 TSI 4x4	206	03/15→					
<b>SKODA - YETI (5L) 05/09→12/17</b>							
 <b>Bremssattel</b>							
1.2 TSI	77	09/09→05/15	←	☐; +PR 1ZF		24.3541-9549.5	241023 ATE - Halter
			←	☐; +PR 1ZF		24.3541-9550.5	241024 ATE - Halter
			←	☐; +PR 1ZA / 1ZE		24.3541-9553.5	241025 ATE - Halter
			←	☐; +PR 1ZA / 1ZE		24.3541-9554.5	241026 ATE - Halter
			→	☐; +PR 1KD		24.3384-1755.5	240886 TRW - Halter
			→	☐; +PR 1KD		24.3384-1756.5	240887 TRW - Halter
			→	☐; 11/09→; +PR 1KS		24.3384-1777.5	240988 BOS - Halter
			→	☐; 11/09→; +PR 1KS		24.3384-1778.5	241002 BOS - Halter
			→	☐; +PR 1KJ		24.3414-1709.5	240834 TRW - Halter
			→	☐; +PR 1KJ		24.3414-1710.5	240835 TRW - Halter
1.2 TSI	81	05/15→12/17	←	☐; +PR 1ZF		24.3541-9549.5	241023 ATE - Halter
1.4 TSI	92	05/15→12/17	←	☐; +PR 1ZF		24.3541-9550.5	241024 ATE - Halter
1.6	81	04/14→12/17	←	☐; +PR 1ZF		24.3541-9553.5	241025 ATE - Halter
2.0 TDI	110	05/15→12/17	←	☐; +PR 1ZA / 1ZE		24.3541-9554.5	241026 ATE - Halter
			→	☐; +PR 1KD		24.3384-1755.5	240886 TRW - Halter














	kW			 	! #		
<b>SKODA - YETI (5L) 05/09→12/17</b>							
<b>Bremssattel</b>							
1.2 TSI	81	05/15→12/17	➡	☐; +PR 1KD		24.3384-1756.5 240887	TRW - Halter
1.4 TSI	92	05/15→12/17	➡	☐; +PR 1KS		24.3384-1777.5 240988	BOS - Halter
1.6	81	04/14→12/17	➡	☐; +PR 1KS		24.3384-1778.5 241002	BOS - Halter
2.0 TDI	110	05/15→12/17	➡	☐; +PR 1KS		24.3384-1778.5 241002	BOS - Halter
1.4 TSI	90	06/10→05/15	⬅	☐; +PR 1ZF		24.3541-9549.5 241023	ATE - Halter
1.6 TDI	77	11/10→05/15	⬅	☐; +PR 1ZF		24.3541-9550.5 241024	ATE - Halter
2.0 TDI	81	11/09→12/17	⬅	☐; +PR 1ZA / 1ZE		24.3541-9553.5 241025	ATE - Halter
2.0 TDI	103	11/11→12/17	⬅	☐; +PR 1ZA / 1ZE		24.3541-9554.5 241026	ATE - Halter
			➡	☐; +PR 1KD		24.3384-1755.5 240886	TRW - Halter
			➡	☐; +PR 1KD		24.3384-1756.5 240887	TRW - Halter
			➡	☐; +PR 1KS		24.3384-1777.5 240988	BOS - Halter
			➡	☐; +PR 1KS		24.3384-1778.5 241002	BOS - Halter
			➡	☐; +PR 1KJ		24.3414-1709.5 240834	TRW - Halter
			➡	☐; +PR 1KJ		24.3414-1710.5 240835	TRW - Halter
1.4 TSI 4x4	110	05/15→12/17	⬅	☐; +PR 1ZF		24.3541-9549.5 241023	ATE - Halter
2.0 TDI 4x4	110	05/15→12/17	⬅	☐; +PR 1ZF		24.3541-9550.5 241024	ATE - Halter
			⬅	☐; +PR 1ZA / 1ZE		24.3541-9553.5 241025	ATE - Halter
			⬅	☐; +PR 1ZA / 1ZE		24.3541-9554.5 241026	ATE - Halter
			➡	☐; +PR 1KS		24.3384-1777.5 240988	BOS - Halter
			➡	☐; +PR 1KS		24.3384-1778.5 241002	BOS - Halter
1.8 TSI 4x4	112	11/09→12/17	⬅	☐; +PR 1ZF		24.3541-9549.5 241023	ATE - Halter
2.0 TDI 4x4	81	11/09→12/17	⬅	☐; +PR 1ZF		24.3541-9550.5 241024	ATE - Halter
2.0 TDI 4x4	125	11/09→05/15	⬅	☐; +PR 1ZA / 1ZE		24.3541-9553.5 241025	ATE - Halter
			⬅	☐; +PR 1ZA / 1ZE		24.3541-9554.5 241026	ATE - Halter
			➡	☐; +PR 1KS		24.3384-1777.5 240988	BOS - Halter
			➡	☐; +PR 1KS		24.3384-1778.5 241002	BOS - Halter
			➡	☐; +PR 1KJ		24.3414-1709.5 240834	TRW - Halter
			➡	☐; +PR 1KJ		24.3414-1710.5 240835	TRW - Halter
1.8 TSI 4x4	118	05/09→12/17	⬅	☐; +PR 1ZF		24.3541-9549.5 241023	ATE - Halter
2.0 TDI 4x4	103	05/09→12/17	⬅	☐; +PR 1ZF		24.3541-9550.5 241024	ATE - Halter
			⬅	☐; +PR 1ZA / 1ZE		24.3541-9553.5 241025	ATE - Halter
			⬅	☐; +PR 1ZA / 1ZE		24.3541-9554.5 241026	ATE - Halter
			➡	☐; 11/09→; +PR 1KS		24.3384-1777.5 240988	BOS - Halter
			➡	☐; 11/09→; +PR 1KS		24.3384-1778.5 241002	BOS - Halter
			➡	☐; +PR 1KJ		24.3414-1709.5 240834	TRW - Halter
			➡	☐; +PR 1KJ		24.3414-1710.5 240835	TRW - Halter
<b>Halter, Bremssattel</b>							
1.2 TSI	77	09/09→05/15	⬅	+PR 1ZA / 1ZE	2	11.0230-0131.1 260129	ATE
1.2 TSI	81	05/15→12/17					
1.4 TSI	90	06/10→05/15					
1.4 TSI	92	05/15→12/17					
1.4 TSI 4x4	110	05/15→12/17					
1.6	81	04/14→12/17					
1.6 TDI	77	11/10→05/15					
1.8 TSI 4x4	112	11/09→12/17					
1.8 TSI 4x4	118	05/09→12/17					
2.0 TDI	81	11/09→12/17					
2.0 TDI	103	11/11→12/17					
2.0 TDI	110	05/15→12/17					
2.0 TDI 4x4	81	11/09→12/17					
2.0 TDI 4x4	103	05/09→12/17					
2.0 TDI 4x4	110	05/15→12/17					
2.0 TDI 4x4	125	11/09→05/15					
<b>Feder, Bremssattel</b>							
1.2 TSI	77	09/09→05/15	⬅	+PR 1ZA / 1ZE	2	11.8116-0351.1 390538	ATE
1.2 TSI	81	05/15→12/17					
1.4 TSI	90	06/10→05/15					
1.4 TSI	92	05/15→12/17					
1.4 TSI 4x4	110	05/15→12/17					
1.6	81	04/14→12/17					
1.6 TDI	77	11/10→05/15					
↓							

	kw			 	! #		
<b>SKODA - YETI (5L) 05/09→12/17</b>							
<b>Feder, Bremssattel</b>							
1.8 TSI 4x4	112	11/09→12/17	←	+PR 1ZA / 1ZE	2	11.8116-0351.1 390538	ATE
1.8 TSI 4x4	118	05/09→12/17					
2.0 TDI	81	11/09→12/17					
2.0 TDI	103	11/11→12/17					
2.0 TDI	110	05/15→12/17					
2.0 TDI 4x4	81	11/09→12/17					
2.0 TDI 4x4	103	05/09→12/17					
2.0 TDI 4x4	110	05/15→12/17					
2.0 TDI 4x4	125	11/09→05/15					
<b>Führungshülzensatz, Bremssattel</b>							
1.2 TSI	77	09/09→05/15	←	+PR 1ZF		11.0101-5409.2 260035	ATE
1.2 TSI	81	05/15→12/17					
1.4 TSI	90	06/10→05/15	←	+PR 1ZA / 1ZE		11.0101-5409.2 260035	ATE
1.4 TSI	92	05/15→12/17					
1.4 TSI 4x4	110	05/15→12/17					
1.6	81	04/14→12/17					
1.6 TDI	77	11/10→05/15					
1.8 TSI 4x4	112	11/09→12/17					
1.8 TSI 4x4	118	05/09→12/17					
2.0 TDI	81	11/09→12/17					
2.0 TDI	103	11/11→12/17					
2.0 TDI	110	05/15→12/17					
2.0 TDI 4x4	81	11/09→12/17					
2.0 TDI 4x4	103	05/09→12/17					
2.0 TDI 4x4	110	05/15→12/17					
2.0 TDI 4x4	125	11/09→05/15					
<b>Führungsbolzen, Bremssattel</b>							
1.2 TSI	77	09/09→05/15		+PR 1ZA / 1ZE	2	11.8171-0008.1 990049	ATE
1.2 TSI	81	05/15→12/17					
1.4 TSI	90	06/10→05/15					
1.4 TSI	92	05/15→12/17					
1.4 TSI 4x4	110	05/15→12/17					
1.6	81	04/14→12/17					
1.6 TDI	77	11/10→05/15					
1.8 TSI 4x4	112	11/09→12/17					
1.8 TSI 4x4	118	05/09→12/17					
2.0 TDI	81	11/09→12/17					
2.0 TDI	103	11/11→12/17					
2.0 TDI	110	05/15→12/17					
2.0 TDI 4x4	81	11/09→12/17					
2.0 TDI 4x4	103	05/09→12/17					
2.0 TDI 4x4	110	05/15→12/17					
2.0 TDI 4x4	125	11/09→05/15					
<b> Bremsschlauch</b>							
1.2 TSI	77	09/09→05/15	←		2	24.5143-0564.3 331433	L= 563
1.8 TSI 4x4	118	05/09→12/17	→	☐; 11/09→		83.7847-0254.3 331233	L= 255
2.0 TDI 4x4	103	05/09→12/17	→	☐; 11/09→		83.7847-0257.3 331234	L= 255
			→	→ 10/09	2	83.7849-0243.3 331099	L= 243
1.2 TSI	81	05/15→12/17	←		2	24.5143-0564.3 331433	L= 563
1.4 TSI	90	06/10→05/15	→	☐		83.7847-0254.3 331233	L= 255
1.4 TSI	92	05/15→12/17	→	☐		83.7847-0257.3 331234	L= 255
1.4 TSI 4x4	110	05/15→12/17	→	☐		83.7847-0257.3 331234	L= 255
1.6	81	04/14→12/17					
1.6 TDI	77	11/10→05/15					
1.8 TSI 4x4	112	11/09→12/17					
2.0 TDI	81	11/09→12/17					
2.0 TDI	103	11/11→12/17					
2.0 TDI	110	05/15→12/17					
2.0 TDI 4x4	81	11/09→12/17					
2.0 TDI 4x4	110	05/15→12/17					
2.0 TDI 4x4	125	11/09→05/15					
<b>SMART - CABRIO (450) 03/00→01/04</b>							
<b> Bremssattel</b>							
0.6 (450.432)	52	06/02→01/04	←	☐		24.3421-1707.5 240445	- Halter
0.6 (S1OLA1, 450.441, 450.442, 450.443)	40	03/00→01/04	←	☐		24.3421-1708.5 240446	- Halter
0.6 (S1OLD2, 450.452)	45	01/01→01/04					
0.7 (450.433)	55	01/03→01/04					
0.7 (450.452, 450.432)	45	01/03→01/04					
0.8 CDI (S1OLC1, 450.401, 450.402, 450.403, 450.400)	30	03/01→01/04					
↓							

	kw			 	! #		
<b>SMART - CABRIO (450) 03/00→01/04</b>							
 <b>Bremsschlauch</b>							
0.6 (450.432)	52	06/02→01/04	←		2	24.5112-0315.3 330509	L= 315
0.6 (S1OLA1, 450.441, 450.442, 450.443)	40	03/00→01/04	→		2	24.5146-0330.3 330973	L= 330
0.6 (S1OLD2, 450.452)	45	01/01→01/04					
0.7 (450.433)	55	01/03→01/04					
0.7 (450.452, 450.432)	45	01/03→01/04					
0.8 CDI (S1OLC1, 450.401, 450.402, 450.403, 450.400)	30	03/01→01/04					
<b>SMART - CITY-COUPÉ (450) 07/98→01/04</b>							
 <b>Bremssattel</b>							
0.6 (450.330, 450.332)	52	06/02→01/04	←	☐		24.3421-1707.5 240445	- Halter
0.6 (450.352, 450.353)	45	01/01→01/04					
0.6 (S1CLA1, 450.341)	40	07/98→01/04	←	☐		24.3421-1708.5 240446	- Halter
0.6 (S1CLB1, 450.331, 450.336)	33	07/98→01/04					
0.7 (450.330)	37	01/03→01/04					
0.7 (450.333)	55	01/03→01/04					
0.7 (450.352, 450.353)	45	01/03→01/04					
0.8 CDI (S1CLC1, 450.300, 450.301, 450.302, 450.303,...)	30	11/99→01/04					
 <b>Bremsschlauch</b>							
0.6 (450.330, 450.332)	52	06/02→01/04	←		2	24.5112-0315.3 330509	L= 315
0.6 (450.352, 450.353)	45	01/01→01/04					
0.6 (S1CLA1, 450.341)	40	07/98→01/04	→		2	24.5146-0330.3 330973	L= 330
0.6 (S1CLB1, 450.331, 450.336)	33	07/98→01/04					
0.7 (450.330)	37	01/03→01/04					
0.7 (450.333)	55	01/03→01/04					
0.7 (450.352, 450.353)	45	01/03→01/04					
0.8 CDI (S1CLC1, 450.300, 450.301, 450.302, 450.303,...)	30	11/99→01/04					
<b>SMART - CROSSBLADE (450) 06/02→12/03</b>							
 <b>Bremssattel</b>							
0.6 (450.418)	52	06/02→12/03	←	☐		24.3421-1707.5 240445	- Halter
			←	☐		24.3421-1708.5 240446	- Halter
 <b>Bremsschlauch</b>							
0.6 (450.418)	52	06/02→12/03	←		2	24.5112-0315.3 330509	L= 315
			→		2	24.5146-0330.3 330973	L= 330
<b>SMART - FORFOUR (454) 01/04→06/06</b>							
 <b>Bremssattel</b>							
1.1 (454.030)	55	01/04→06/06	←	☐; 03/04→		24.3541-1819.7 220767	TRW - Halter
1.3 (454.031)	70	01/04→06/06					
1.5 (454.032)	80	01/04→06/06	←	☐; 03/04→		24.3541-1820.7 220768	TRW - Halter
			→	☐; 03/04→		24.3344-1725.5 240862	TRW - Halter
			→	☐; 03/04→		24.3344-1726.5 240863	TRW - Halter
1.1 (454.033)	47	02/05→06/06	←	☐		24.3541-1819.7 220767	TRW - Halter
1.5 CDI (454.000)	50	09/04→06/06					
1.5 CDI (454.001)	70	09/04→06/06	←	☐		24.3541-1820.7 220768	TRW - Halter
			→	☐		24.3344-1725.5 240862	TRW - Halter
			→	☐		24.3344-1726.5 240863	TRW - Halter
1.5 (454.032)	90	01/04→06/06	←	☐; 11/04→		24.3541-1819.7 220767	TRW - Halter
			←	☐; 11/04→		24.3541-1820.7 220768	TRW - Halter
			→	☐; 11/04→		24.3344-1725.5 240862	TRW - Halter
			→	☐; 11/04→		24.3344-1726.5 240863	TRW - Halter
1.5 BRABUS (454.034)	130	05/05→06/06	→	☐		24.3344-1725.5 240862	TRW - Halter
			→	☐		24.3344-1726.5 240863	TRW - Halter
 <b>Bremsschlauch</b>							
1.1 (454.030)	55	01/04→06/06	←	03/04→	2	24.5298-0475.3 331255	L= 474
1.3 (454.031)	70	01/04→06/06					
1.5 (454.032)	80	01/04→06/06					
↓							

































	kw			 	! #		
<b>SMART - FORFOUR (454) 01/04→06/06</b>							
 <b>Bremsschlauch</b>							
1.1 (454.030)	55	01/04→06/06	➔	03/04→; für Fahrzeuge mit Scheibenbremse an der Hinterachse	2	24.5150-0459.3 331018	L= 459,6
1.3 (454.031)	70	01/04→06/06					
1.5 (454.032)	80	01/04→06/06					
1.1 (454.033)	47	02/05→06/06	➔		2	24.5298-0475.3 331255	L= 474
1.5 BRABUS (454.034)	130	05/05→06/06					
1.5 CDI (454.000)	50	09/04→06/06	➔	für Fahrzeuge mit Scheibenbremse an der Hinterachse	2	24.5150-0459.3 331018	L= 459,6
1.5 CDI (454.001)	70	09/04→06/06					
1.5 (454.032)	90	01/04→06/06	➔	11/04→	2	24.5298-0475.3 331255	L= 474
			➔	11/04→; für Fahrzeuge mit Scheibenbremse an der Hinterachse	2	24.5150-0459.3 331018	L= 459,6
<b>SMART - FORTWO Cabrio (450) 01/04→01/07</b>							
 <b>Bremssattel</b>							
0.6	45	01/04→12/06	➔			24.3421-1707.5 240445	- Halter
0.7 (450.433)	55	01/04→01/07					
0.7 (450.452)	45	01/04→01/07	➔			24.3421-1708.5 240446	- Halter
0.8 CDI (450.401, 450.402, 450.403, 450.400)	30	01/04→01/07					
 <b>Bremsschlauch</b>							
0.6	45	01/04→12/06	➔		2	24.5112-0315.3 330509	L= 315
0.7 (450.433)	55	01/04→01/07					
0.7 (450.452)	45	01/04→01/07	➔		2	24.5146-0330.3 330973	L= 330
0.8 CDI (450.401, 450.402, 450.403, 450.400)	30	01/04→01/07					
<b>SMART - FORTWO Cabrio (451) 01/07→</b>							
 <b>Bremsschlauch</b>							
0.8 CDi (451.400)	33	01/07→	➔	04/07→	2	24.5112-0285.3 330604	L= 285
1.0 (451.431, 451.480)	52	01/07→					
1.0 Turbo (451.432)	62	01/07→					
0.8 CDi (451.401)	40	08/09→	➔		2	24.5112-0285.3 330604	L= 285
1.0 Brabus	88	04/12→					
1.0 Brabus (451.433)	72	01/08→					
1.0 Turbo Brabus (451.433)	75	07/10→					
electric drive (451.490, 451.491)	20	12/10→12/12					
electric drive (451.490, 451.491)	55	01/13→					
electric drive (451.490)	35	12/11→12/12					
electric drive (451.491)	30	11/09→12/11					
electric drive Brabus (451.492)	60	01/13→					
<b>SMART - FORTWO Coupe (450) 01/04→02/07</b>							
 <b>Bremssattel</b>							
0.6 (450.332)	45	01/04→02/07	➔			24.3421-1707.5 240445	- Halter
0.7 (450.330)	37	01/04→01/07					
0.7 (450.333)	55	01/04→01/07	➔			24.3421-1708.5 240446	- Halter
0.7 (450.352, 450.332)	45	01/04→01/07					
0.8 CDI (450.300, 450.301, 450.302, 450.303, 450.306)	30	01/04→01/07					
 <b>Bremsschlauch</b>							
0.6 (450.332)	45	01/04→02/07	➔		2	24.5112-0315.3 330509	L= 315
0.7 (450.330)	37	01/04→01/07					
0.7 (450.333)	55	01/04→01/07	➔		2	24.5146-0330.3 330973	L= 330
0.7 (450.352, 450.332)	45	01/04→01/07					
0.8 CDI (450.300, 450.301, 450.302, 450.303, 450.306)	30	01/04→01/07					
0.7 (450.335)	40	01/04→01/07	➔		2	24.5146-0330.3 330973	L= 330
<b>SMART - FORTWO Coupe (451) 01/07→</b>							
 <b>Bremsschlauch</b>							
0.8 CDi (451.300)	33	01/07→	➔	04/07→	2	24.5112-0285.3 330604	L= 285
1.0 (451.330, 451.334)	45	01/07→					
1.0 (451.331, 451.380)	52	01/07→					
1.0 Turbo (451.332)	62	01/07→					
0.8 CDi (451.301)	40	08/09→	➔		2	24.5112-0285.3 330604	L= 285
1.0 Brabus (451.333)	72	01/08→					

















	kw			 	! #		
<b>SMART - FORTWO Coupe (451) 01/07→</b>							
 <b>Bremsschlauch</b>							
1.0 Turbo Brabus (451.333)	75	07/10→	←		2	24.5112-0285.3 330604	L= 285
electric drive (451.390, 451.391)	55	01/13→					
electric drive (451.390)	35	12/11→12/12					
electric drive (451.391, 451.390)	20	12/10→12/12					
electric drive (451.391)	30	11/09→12/11					
electric drive Brabus (451.392)	60	01/13→					
<b>SMART - ROADSTER (452) 04/03→11/05</b>							
 <b>Bremssattel</b>							
0.7 (452.432)	45	04/03→11/05	←	☐		24.3421-1707.5 240445	- Halter
0.7 (452.434)	60	04/03→11/05	←	☐		24.3421-1708.5 240446	- Halter
0.7 Brabus (452.437)	74	12/03→11/05	←	☐; 03/04→		24.3421-1707.5 240445	- Halter
			←	☐; 03/04→		24.3421-1708.5 240446	- Halter
<b>SMART - ROADSTER Coupe (452) 04/03→11/05</b>							
 <b>Bremssattel</b>							
0.7 (452.332)	45	06/03→11/05	←	☐; 04/05→		24.3421-1707.5 240445	- Halter
			←	☐; 04/05→		24.3421-1708.5 240446	- Halter
0.7 (452.334)	60	04/03→11/05	←	☐		24.3421-1707.5 240445	- Halter
			←	☐		24.3421-1708.5 240446	- Halter
0.7 Brabus (452.337)	74	12/03→11/05	←	☐; 03/04→		24.3421-1707.5 240445	- Halter
			←	☐; 03/04→		24.3421-1708.5 240446	- Halter
<b>SUBARU - FORESTER (SF_) 03/97→09/02</b>							
 <b>Bremssattel</b>							
2.0 S Turbo AWD (SF5)	130	04/01→09/02	←	☐; 09/02→		24.3431-1711.5 241261	- Halter
			←	☐; 09/02→		24.3431-1712.5 241262	- Halter
<b>SUBARU - FORESTER (SG_) 02/02→12/12</b>							
 <b>Bremssattel</b>							
2.0 AWD	92	06/02→05/05	←	☐; 09/02→		24.3431-1711.5 241261	- Halter
2.0 S Turbo AWD	130	02/02→05/05	←	☐; 09/02→		24.3431-1712.5 241262	- Halter
2.0 X AWD	116	06/05→05/08	←	☐		24.3431-1711.5 241261	- Halter
2.5 AWD	129	01/05→10/12	←	☐		24.3431-1712.5 241262	- Halter
2.5 AWD (SG9)	155	12/03→05/05	←	☐		24.3431-1712.5 241262	- Halter
2.5 Prodrive Performance Pack AWD	188	05/05→09/05					
2.5 AWD (SG9, S11SG, S12SH)	169	06/05→05/08	←	☐; 09/05→		24.3431-1711.5 241261	- Halter
			←	☐; 09/05→		24.3431-1712.5 241262	- Halter
<b>SUBARU - FORESTER (SH_) 12/07→</b>							
 <b>Bremssattel</b>							
2.0 AWD	110	01/08→09/13	←	☐; 04/10→ 02/13		24.3431-1711.5 241261	- Halter
			←	☐		24.3431-1712.5 241262	- Halter
			→	☐; → 02/13		24.3381-1713.5 241255	- Halter
			→	☐; → 02/13		24.3381-1714.5 241256	- Halter
2.0 AWD	110	01/10→	←	☐; → 02/13		24.3431-1711.5 241261	- Halter
			←	☐; → 02/13		24.3431-1712.5 241262	- Halter
			→	☐; → 02/13		24.3381-1713.5 241255	- Halter
			→	☐; → 02/13		24.3381-1714.5 241256	- Halter
2.0 BiFuel AWD	110	01/09→12/11	←	☐; 04/10→		24.3431-1711.5 241261	- Halter
			←	☐		24.3431-1712.5 241262	- Halter
			→	☐		24.3381-1713.5 241255	- Halter
			→	☐		24.3381-1714.5 241256	- Halter
2.0 D AWD (SHH)	108	09/08→09/13	←	☐		24.3431-1711.5 241261	- Halter
2.5 AWD (SH9)	169	06/08→09/13	←	☐		24.3431-1712.5 241262	- Halter
↓							































	kw			 	! #		
<b>SUBARU - FORESTER (SH_) 12/07→</b>							
 <b>Bremssattel</b>							
2.0 D AWD (SHH)	108	09/08→09/13	➡	☐; → 02/13		24.3381-1713.5	241255 - Halter
2.5 AWD (SH9)	169	06/08→09/13	➡	☐; → 02/13		24.3381-1714.5	241256 - Halter
2.5 AWD (SH9)	126	01/09→09/13	⬅	☐; 04/10→ 02/13		24.3431-1711.5	241261 - Halter
			⬅	☐		24.3431-1712.5	241262 - Halter
			➡	☐		24.3381-1713.5	241255 - Halter
			➡	☐		24.3381-1714.5	241256 - Halter
<b>SUBARU - FORESTER (SJ_) 11/12→</b>							
 <b>Bremssattel</b>							
2.0 BiFuel AWD (S13, SJ5)	110	03/13→	⬅	☐		24.3431-1711.5	241261 - Halter
2.0 i AWD	110	03/13→	⬅	☐		24.3431-1712.5	241262 - Halter
2.5 AWD (SJ9)	126	11/12→					
2.0 D AWD	108	03/13→	⬅	☐; für Fahrzeuge ohne PCS (Pre-Crash Safety System)		24.3431-1711.5	241261 - Halter
			⬅	☐; für Fahrzeuge ohne PCS (Pre-Crash Safety System)		24.3431-1712.5	241262 - Halter
<b>SUBARU - IMPREZA Schrägheck (GP_) 10/11→</b>							
 <b>Bremssattel</b>							
1.6 i (GP2)	84	06/12→09/16	⬅	☐		24.3431-1711.5	241261 - Halter
1.6 i AWD	84	06/12→					
2.0 AWD (GP7)	110	01/12→	⬅	☐		24.3431-1712.5	241262 - Halter
<b>SUBARU - IMPREZA Schrägheck (GR, GH, G3) 03/07→05/14</b>							
 <b>Bremssattel</b>							
1.5 AWD	79	02/08→03/12	➡	☐		24.3381-1713.5	241255 - Halter
1.5 F	79	02/08→03/12					
2.5 WRX SE AWD (GRE)	195	07/10→08/13	➡	☐		24.3381-1714.5	241256 - Halter
2.0 D AWD	110	01/09→03/12	⬅	☐; → 12/11		24.3431-1711.5	241261 - Halter
			⬅	☐; → 12/11		24.3431-1712.5	241262 - Halter
			➡	☐; → 12/11		24.3381-1713.5	241255 - Halter
			➡	☐; → 12/11		24.3381-1714.5	241256 - Halter
2.0 R AWD (GH7)	110	01/08→03/12	⬅	☐; 02/08→ 12/11		24.3431-1711.5	241261 - Halter
			⬅	☐; 02/08→ 12/11		24.3431-1712.5	241262 - Halter
			➡	☐; 02/08→ 12/11		24.3381-1713.5	241255 - Halter
			➡	☐; 02/08→ 12/11		24.3381-1714.5	241256 - Halter
2.5 AWD (GHE)	169	01/08→09/11	⬅	☐; 02/08→; - ESP		24.3431-1711.5	241261 - Halter
			⬅	☐; 02/08→; - ESP		24.3431-1712.5	241262 - Halter
			➡	☐; 02/08→; - ESP		24.3381-1713.5	241255 - Halter
			➡	☐; 02/08→; - ESP		24.3381-1714.5	241256 - Halter
<b>SUBARU - IMPREZA Station Wagon (GG) 10/00→12/08</b>							
 <b>Bremssattel</b>							
2.0 AWD	92	12/00→12/07	⬅	☐; 11/02→ 09/05		24.3431-1711.5	241261 - Halter
			⬅	☐; 11/02→ 09/05		24.3431-1712.5	241262 - Halter
2.0 i R AWD (GG9)	118	09/05→06/07	⬅	☐; 10/05→		24.3431-1711.5	241261 - Halter
			⬅	☐; 10/05→		24.3431-1712.5	241262 - Halter
<b>SUBARU - IMPREZA Stufenheck (GD) 09/99→06/09</b>							
 <b>Bremssattel</b>							
2.0 i R AWD (GD9)	118	09/05→03/07	⬅	☐; 10/05→		24.3431-1711.5	241261 - Halter
			⬅	☐; 10/05→		24.3431-1712.5	241262 - Halter
<b>SUBARU - IMPREZA Stufenheck (GE, GV) 01/07→</b>							
 <b>Bremssattel</b>							
1.5	79	02/08→	➡	☐		24.3381-1713.5	241255 - Halter
2.5 WRX SE AWD	195	01/09→12/14	➡	☐		24.3381-1714.5	241256 - Halter
↓							














	kw					! #		
<b>SUBARU - IMPREZA Stufenheck (GE, GV) 01/07→</b>								
 <b>Bremssattel</b>								
2.0 i AWD	110	01/11→	←	☐; → 12/11		24.3431-1711.5	241261	- Halter
			←	☐; → 12/11		24.3431-1712.5	241262	- Halter
			→	☐; → 12/11		24.3381-1713.5	241255	- Halter
			→	☐; → 12/11		24.3381-1714.5	241256	- Halter
2.5 AWD	169	10/08→	←	☐; 01/10→ 12/11		24.3431-1711.5	241261	- Halter
			←	☐; 01/10→ 12/11		24.3431-1712.5	241262	- Halter
			→	☐; 01/10→ 12/11		24.3381-1713.5	241255	- Halter
			→	☐; 01/10→ 12/11		24.3381-1714.5	241256	- Halter
<b>SUBARU - IMPREZA Stufenheck (GJ_) 07/11→</b>								
 <b>Bremssattel</b>								
2.0 AWD (GJ7)	110	07/11→	←	☐		24.3431-1711.5	241261	- Halter
			←	☐		24.3431-1712.5	241262	- Halter
<b>SUBARU - JUSTY III (G3X) 09/03→</b>								
 <b>Bremssattel</b>								
1.3 AWD	69	09/03→	←	☐; → 08/07		24.3481-1777.5	240451	- Halter
1.5 AWD	73	09/03→	←	☐; → 08/07		24.3481-1778.5	240452	- Halter
 <b>Bremsschlauch</b>								
1.3 AWD	69	09/03→	←	→ 08/07	2	24.5291-0430.3	331084	L= 430
1.5 AWD	73	09/03→	→	→ 08/07	2	24.5284-0283.3	331080	L= 283
<b>SUBARU - JUSTY IV 01/07→</b>								
 <b>Bremsschlauch</b>								
1.0	51	01/07→	→	09/07→ 05/11	2	24.5235-0205.3	331093	L= 205
1.0 BiFuel	51	09/07→03/12	→	→ 05/11	2	24.5235-0205.3	331093	L= 205
1.3 AWD	67	03/08→						
<b>SUBARU - LEGACY IV (BL) 09/03→12/15</b>								
 <b>Bremssattel</b>								
2.0 AWD (BL5)	101	09/03→10/05	←	☐		24.3431-1711.5	241261	- Halter
			←	☐		24.3431-1712.5	241262	- Halter
2.0 D AWD	110	02/08→12/09	←	☐; → 04/09		24.3431-1711.5	241261	- Halter
2.0 R AWD	110	09/07→12/09						
2.5 i AWD (BL9)	127	09/07→12/09	←	☐; → 04/09		24.3431-1712.5	241262	- Halter
2.5 AWD (BL9)	121	09/03→04/09	←	☐; → 10/05		24.3431-1711.5	241261	- Halter
			←	☐; → 10/05		24.3431-1712.5	241262	- Halter
<b>SUBARU - LEGACY IV Station Wagon (BP) 09/03→12/09</b>								
 <b>Bremssattel</b>								
2.0 AWD (BP5)	101	09/03→10/05	←	☐		24.3431-1711.5	241261	- Halter
			←	☐		24.3431-1712.5	241262	- Halter
2.0 D AWD	110	02/08→12/09	←	☐; → 04/09		24.3431-1711.5	241261	- Halter
2.0 R AWD	110	09/07→12/09						
2.5 i AWD	127	01/08→12/09	←	☐; → 04/09		24.3431-1712.5	241262	- Halter
2.5 AWD (BP9)	121	09/03→04/09	←	☐; → 10/05		24.3431-1711.5	241261	- Halter
			←	☐; → 10/05		24.3431-1712.5	241262	- Halter
<b>SUBARU - LEGACY V (BM) 05/09→</b>								
 <b>Bremssattel</b>								
2.0 D AWD	110	09/09→12/14	←	☐		24.3431-1711.5	241261	- Halter
2.0 i AWD	110	09/09→12/14						
2.5 i AWD	125	01/12→12/14	←	☐		24.3431-1712.5	241262	- Halter
2.5 i AWD	127	07/12→12/14						
2.5 i AWD (BM9)	123	09/09→12/14						
<b>SUBARU - LEGACY V Station Wagon (BR) 06/08→12/14</b>								
 <b>Bremssattel</b>								
2.0 D AWD	110	09/09→12/14	←	☐		24.3431-1711.5	241261	- Halter
2.0 i AWD	110	09/09→12/14						
↓								

	kW					! #		
<b>SUBARU - LEGACY V Station Wagon (BR) 06/08→12/14</b>								
 <b>Bremssattel</b>								
2.0 i AWD	110	06/12→12/14	←	☐			24.3431-1712.5 241262	- Halter
2.0 i LPG AWD	108	09/09→12/11						
2.5 CNG AWD	127	04/13→12/14						
2.5 i AWD (BR9)	123	09/09→12/14						
2.5 i AWD (BRM)	127	07/12→12/14						
<b>SUBARU - OUTBACK (BL, BP) 09/03→06/10</b>								
 <b>Bremssattel</b>								
2.0 D AWD	110	09/08→09/09	←	☐; → 04/09			24.3431-1711.5 241261	- Halter
			←	☐; → 04/09			24.3431-1712.5 241262	- Halter
2.5 AWD	127	09/08→09/09	←	☐; → 06/09			24.3431-1711.5 241261	- Halter
			←	☐; → 06/09			24.3431-1712.5 241262	- Halter
2.5 AWD (BP9)	121	11/03→09/09	←	☐			24.3431-1711.5 241261	- Halter
2.5 BiFuel AWD	127	09/08→06/09	←	☐			24.3431-1712.5 241262	- Halter
<b>SUBARU - OUTBACK (BR) 06/09→</b>								
 <b>Bremssattel</b>								
2.0 D AWD (BRD)	110	09/09→	←	☐			24.3431-1711.5 241261	- Halter
2.5 BiFuel AWD	123	01/10→12/14	←	☐			24.3431-1712.5 241262	- Halter
2.5 i AWD	127	01/13→	←	☐			24.3431-1712.5 241262	- Halter
2.5 i AWD (BR9)	123	09/09→						
<b>SUBARU - TREZIA 11/10→</b>								
 <b>Bremsschlauch</b>								
1.3 (NSP120X, NSP120L)	73	03/11→	→	☐ / innen			24.5235-0200.3 331280	L= 198
1.4 D	66	03/11→						
<b>SUBARU - XV (_GP_) 09/11→</b>								
 <b>Bremssattel</b>								
1.6 BiFuel AWD (G33GP, GP3)	84	03/12→	←	☐			24.3431-1711.5 241261	- Halter
1.6 i AWD (GP3, G33GP)	84	03/12→	←	☐			24.3431-1712.5 241262	- Halter
2.0 BiFuel AWD (G33GP, GP7)	110	03/12→						
2.0 D AWD	80	03/12→						
2.0 D AWD (GPD)	108	03/12→						
2.0 i AWD (GP7, G33GP)	110	03/12→						
<b>SUBARU - XV (GT) 04/17→</b>								
 <b>Bremssattel</b>								
2.0 i AWD (GT7)	115	04/17→	←	☐			24.3431-1711.5 241261	- Halter
			←	☐			24.3431-1712.5 241262	- Halter
<b>SUZUKI - ALTO VI (GF) 01/09→</b>								
 <b>Bremsschlauch</b>								
1.0 (AMF310)	50	01/09→	←	☐			24.5281-0452.3 331436	L= 452
1.0 LPG	50	04/09→	←	☐			24.5281-0453.3 331437	L= 452
			→		2		24.5247-0235.3 331374	L= 235
<b>SUZUKI - ALTO VII (FF) 09/04→12/09</b>								
 <b>Bremssattel</b>								
1.1 (RF410)	46	09/04→12/08	←	☐			24.3511-1713.5 240453	- Halter
			←	☐			24.3511-1714.5 240454	- Halter
<b>SUZUKI - GRAND VITARA I (FT, HT) 03/98→08/06</b>								
 <b>Bremsschlauch</b>								
1.6 4x4 (SQ 416)	69	03/98→07/03	←	☐			24.5291-0755.3 331195	L= 755
1.6 4x4 (SQ 416)	71	09/03→09/05						
2.0 4x4 (TA52, TL52, SQ 420)	94	03/98→07/03	←	☐			24.5291-0756.3 331196	L= 755
2.0 HDI 110 16V 4x4 (SQ 420D)	80	07/01→09/05						
2.0 HDI 110 4x4 (SQ 420D)	80	07/01→09/05						















	kW					! #			
<b>SUZUKI - GRAND VITARA I (FT, HT) 03/98→08/06</b>									
 <b>Bremsschlauch</b>									
2.0 TD 4x4 (SQ 420D)	63	04/00→09/05	←	<input type="checkbox"/>			24.5291-0755.3	331195	L= 755
2.0 TD 4x4 (SQ 420D)	64	03/98→07/03	←	<input type="checkbox"/>			24.5291-0756.3	331196	L= 755
2.5 V6 24V 4x4 (SQ 625)	116	04/01→07/03	←	<input type="checkbox"/>					
2.7 4x4 (JA 627)	127	09/01→07/03	←	<input type="checkbox"/>					
2.7 4x4 (TX92, JA 627)	135	04/03→07/03	←	<input type="checkbox"/>					
2.5 V6 24V 4x4 (TD62, SQ 625)	106	04/98→07/03	←	<input type="checkbox"/> ; → 09/00			24.5291-0755.3	331195	L= 755
			←	<input type="checkbox"/> ; → 09/00			24.5291-0756.3	331196	L= 755
2.7 (JA 627)	135	09/03→08/06	←	<input type="checkbox"/> ; → 09/05			24.5291-0755.3	331195	L= 755
			←	<input type="checkbox"/> ; → 09/05			24.5291-0756.3	331196	L= 755
<b>SUZUKI - GRAND VITARA I Geländewagen offen (GT) 03/98→09/05</b>									
 <b>Bremsschlauch</b>									
1.6 4x4 (SQ 416)	69	03/98→07/03	←	<input type="checkbox"/>			24.5291-0755.3	331195	L= 755
2.0 4x4 (SQ 420)	94	03/98→07/03	←	<input type="checkbox"/>			24.5291-0756.3	331196	L= 755
<b>SUZUKI - GRAND VITARA II (JT, TE, TD) 04/05→02/15</b>									
 <b>Bremsschlauch</b>									
1.6 (JB416)	78	10/05→02/15	←	<input type="checkbox"/> ; → 02/15			24.5291-0755.3	331195	L= 755
			←	<input type="checkbox"/> ; → 02/15			24.5291-0756.3	331196	L= 755
1.6 Allrad (JB416)	78	04/05→02/15	←	<input type="checkbox"/>			24.5291-0755.3	331195	L= 755
1.9 DDiS (JB419WD, JB419XD)	95	03/06→08/08	←	<input type="checkbox"/>			24.5291-0756.3	331196	L= 755
2.0 Allrad (TD54, JB420)	103	10/05→02/15	←	<input type="checkbox"/>					
2.7 Allrad (JB627)	136	01/07→12/08	←	<input type="checkbox"/>					
1.9 DDiS Allrad (JT419, TD44, JB419WD, JB419XD)	95	10/05→02/15	←	<input type="checkbox"/> ; → 08/08			24.5291-0755.3	331195	L= 755
			←	<input type="checkbox"/> ; → 08/08			24.5291-0756.3	331196	L= 755
2.0 (JB420)	103	10/05→02/15	←	<input type="checkbox"/> ; → 12/11			24.5291-0755.3	331195	L= 755
			←	<input type="checkbox"/> ; → 12/11			24.5291-0756.3	331196	L= 755
2.4 Allrad (JB424)	124	01/09→02/15	←	<input type="checkbox"/>			24.5296-0525.3	331583	L= 525
2.4 Allrad (JT424, JB424)	122	01/09→02/15	←	<input type="checkbox"/>			24.5296-0526.3	331584	L= 525
3.2 Allrad (TDB4, JT632, JB632)	171	01/09→02/15	←	<input type="checkbox"/>					
<b>SUZUKI - IGNIS II (MH) 08/03→</b>									
 <b>Bremssattel</b>									
1.3 (RM413)	69	09/03→	←	<input type="checkbox"/>			24.3481-1777.5	240451	- Halter
1.3 4x4 (RM413)	69	09/03→	←	<input type="checkbox"/>			24.3481-1778.5	240452	- Halter
1.5 (RM415)	73	09/03→	←	<input type="checkbox"/>					
1.5 4x4 (RM415)	73	09/03→	←	<input type="checkbox"/>					
1.3 DDiS (RM413D)	51	09/03→	←	<input type="checkbox"/> ; → 12/12			24.3481-1777.5	240451	- Halter
			←	<input type="checkbox"/> ; → 12/12			24.3481-1778.5	240452	- Halter
 <b>Bremsschlauch</b>									
1.3 (RM413)	69	09/03→	←	→ 12/12	2		24.5291-0430.3	331084	L= 430
1.3 4x4 (RM413)	69	09/03→	→	→ 12/12	2		24.5284-0283.3	331080	L= 283
1.3 DDiS (RM413D)	51	09/03→	→	→ 12/12					
1.5 (RM415)	73	09/03→	→	→ 12/12					
1.5 4x4 (RM415)	73	09/03→	→	→ 12/12					
<b>SUZUKI - JIMNY Geländewagen geschlossen (SN) 07/98→</b>									
 <b>Bremsschlauch</b>									
1.3 (SN413)	63	08/04→	←	<input type="checkbox"/>			24.5291-0345.3	331165	L= 345
1.3 16V (SN413)	59	09/98→	←	<input type="checkbox"/>			24.5291-0508.3	331085	L= 508
1.3 16V (SN413)	60	02/01→	←	<input type="checkbox"/>					
1.3 16V 4WD (SN413)	59	09/98→	→	<input type="checkbox"/>	2		24.5279-0360.3	331045	L= 360
1.3 16V 4WD (SN413)	60	02/01→	→	<input type="checkbox"/>					
1.3 16V 4x4 (SN413)	63	08/05→	→	<input type="checkbox"/>					
1.3 4WD (SN413)	62	05/14→	→	<input type="checkbox"/>					
1.5 DDiS 4WD (SN415D)	48	12/03→	→	<input type="checkbox"/>					
1.5 DDiS 4x4	63	08/05→	→	<input type="checkbox"/>					
<b>SUZUKI - JIMNY Geländewagen offen (SN) 01/98→</b>									
 <b>Bremsschlauch</b>									
1.3 (SN413)	63	08/04→	←	<input type="checkbox"/>			24.5291-0345.3	331165	L= 345
1.3 4WD (SN413)	63	03/13→	←	<input type="checkbox"/>			24.5291-0508.3	331085	L= 508
↓									

























	kw					! #			
<b>SUZUKI - JIMNY Geländewagen offen (SN) 01/98→</b>									
 <b>Bremsschlauch</b>									
1.3 (SN413)	63	08/04→	→			2	24.5279-0360.3	331045	L= 360
1.3 4WD (SN413)	63	03/13→							
1.3 16V 4WD (SN413)	59	09/98→	←	☐			24.5291-0345.3	331165	L= 345
			←	☐			24.5291-0508.3	331085	L= 508
			→				24.5279-0360.3	331045	L= 360
<b>SUZUKI - SPLASH (EX) 01/08→</b>									
 <b>Bremssattel</b>									
1.0 (A5B 310)	48	01/08→	←	☐			24.3541-1821.5	241197	TRW - Halter
1.0 (A5B 310)	50	06/11→							
1.2 (A5B 412)	63	01/08→	←	☐			24.3541-1822.5	241198	TRW - Halter
1.2 LPG	63	04/08→12/14							
1.2 VVT (A5B 412)	66	06/11→							
1.2 VVT (A5B 412)	69	09/10→							
1.3 CDTI (A5B 413D)	55	01/08→							
<b>Zubehörsatz, Bremssattel</b>									
1.0 (A5B 310)	48	01/08→	←				24.0101-3802.2	260100	TRW
1.0 (A5B 310)	50	06/11→							
1.2 (A5B 412)	63	01/08→							
1.2 LPG	63	04/08→12/14							
1.2 VVT (A5B 412)	66	06/11→							
1.2 VVT (A5B 412)	69	09/10→							
1.3 CDTI (A5B 413D)	55	01/08→							
 <b>Bremsschlauch</b>									
1.0 (A5B 310)	48	01/08→	←			2	24.5273-0490.3	330940	L= 490
1.0 (A5B 310)	50	06/11→	→	☐			24.5279-0300.3	331135	L= 300
1.2 (A5B 412)	63	01/08→	→	☐			24.5279-0305.3	330946	L= 305
1.2 LPG	63	04/08→12/14							
1.2 VVT (A5B 412)	66	06/11→							
1.2 VVT (A5B 412)	69	09/10→							
1.3 CDTI (A5B 413D)	55	01/08→							
<b>SUZUKI - SWIFT III (MZ, EZ) 02/05→</b>									
 <b>Bremssattel</b>									
1.3 (RS 413)	68	02/05→	←	☐; → 09/10			24.3541-1821.5	241197	TRW - Halter
1.3 4x4 (RS 413)	66	01/06→							
1.3 DDiS (RS 413D)	55	08/05→	←	☐; → 09/10			24.3541-1822.5	241198	TRW - Halter
1.5 (RS 415)	75	02/05→							
1.6 (RS 416)	92	05/06→							
1.3 4x4 (RS 413)	68	02/05→	←	☐			24.3541-1821.5	241197	TRW - Halter
1.3 LPG (RS 413)	68	09/08→12/10	←	☐			24.3541-1822.5	241198	TRW - Halter
1.3 DDiS (RS 413D)	51	08/05→	←	☐; → 09/07			24.3541-1821.5	241197	TRW - Halter
			←	☐; → 09/07			24.3541-1822.5	241198	TRW - Halter
<b>Zubehörsatz, Bremssattel</b>									
1.3 (RS 413)	68	02/05→	←	→ 09/10			24.0101-3802.2	260100	TRW
1.3 4x4 (RS 413)	66	01/06→							
1.3 DDiS (RS 413D)	55	08/05→							
1.5 (RS 415)	75	02/05→							
1.6 (RS 416)	92	05/06→							
1.3 4x4 (RS 413)	68	02/05→	←				24.0101-3802.2	260100	TRW
1.3 DDiS (RS 413D)	51	08/05→	←	→ 09/07			24.0101-3802.2	260100	TRW
 <b>Bremsschlauch</b>									
1.3 (RS 413)	68	02/05→	←	→ 09/10; für Linkslenker; Fahrzeugproduktionsland Ungarn		2	24.5273-0490.3	330940	L= 490
1.3 4x4 (RS 413)	66	01/06→							
1.3 DDiS (RS 413D)	55	08/05→	→	☐; → 09/10; Fahrzeugproduktionsland Ungarn			24.5279-0300.3	331135	L= 300
1.5 (RS 415)	75	02/05→	→	☐; → 09/10; Fahrzeugproduktionsland Ungarn			24.5279-0305.3	330946	L= 305
1.3 4x4 (RS 413)	68	02/05→	←	für Linkslenker; Fahrzeugproduktionsland Ungarn		2	24.5273-0490.3	330940	L= 490
			→	☐; Fahrzeugproduktionsland Ungarn			24.5279-0300.3	331135	L= 300
			→	☐; Fahrzeugproduktionsland Ungarn			24.5279-0305.3	330946	L= 305
1.3 DDiS (RS 413D)	51	08/05→	←	→ 09/07; für Linkslenker; Fahrzeugproduktionsland Ungarn		2	24.5273-0490.3	330940	L= 490
			→	☐; → 09/07; Fahrzeugproduktionsland Ungarn			24.5279-0300.3	331135	L= 300
↓									












	kw			 	! #		
<b>SUZUKI - SWIFT III (MZ, EZ) 02/05→</b>							
 <b>Bremsschlauch</b>							
1.3 DDiS (RS 413D)	51	08/05→	➔	☐; → 09/07; Fahrzeugproduktionsland Ungarn		24.5279-0305.3 330946	L= 305
1.3 LPG (RS 413)	68	09/08→12/10	➔	Fahrzeugproduktionsland Ungarn	2	24.5273-0490.3 330940	L= 490
			➔	☐; Fahrzeugproduktionsland Japan		24.5279-0300.3 331135	L= 300
			➔	☐; Fahrzeugproduktionsland Ungarn		24.5279-0305.3 330946	L= 305
1.6 (RS 416)	92	05/06→	➔	☐; → 09/10; Fahrzeugproduktionsland Ungarn		24.5279-0300.3 331135	L= 300
			➔	☐; → 09/10; Fahrzeugproduktionsland Ungarn		24.5279-0305.3 330946	L= 305
<b>SUZUKI - SWIFT IV (FZ, NZ) 10/10→</b>							
 <b>Bremsschlauch</b>							
1.2 (AZG 412)	66	10/10→	➔	außen	2	24.5296-0180.3 331575	L= 180
1.2 (AZH 412)	69	10/10→					
1.2 4x4 (AZG 412)	66	10/10→					
1.2 4x4 (AZH 412)	69	10/10→					
1.3 DDiS (AZG 413D)	55	10/10→					
1.6 (AZG 416, AZH 416, RS416)	100	01/12→					
<b>SUZUKI - SX4 / SX4 CLASSIC (EY, GY) 06/06→</b>							
 <b>Bremssattel</b>							
1.5 (RW 415)	73	06/06→07/10	➔	☐; Fahrzeugproduktionsland Ungarn		24.3571-1767.7 220981	TRW - Halter
1.6 VVT (RW 416)	79	06/06→					
1.6 VVT 4x4 (RW 416)	79	06/06→	➔	☐; Fahrzeugproduktionsland Ungarn		24.3571-1768.7 220982	TRW - Halter
1.9 DDiS (RW 419D)	88	06/06→	➔	☐		24.3571-1767.7 220981	TRW - Halter
1.9 DDiS 4x4 (RW 419D)	88	06/06→	➔	☐		24.3571-1768.7 220982	TRW - Halter
 <b>Bremsschlauch</b>							
1.5 (RW 415)	73	06/06→07/10		am Bremssattel; Fahrzeugproduktionsland Ungarn	2	24.5296-0180.3 331575	L= 180
1.6 VVT (RW 416)	79	06/06→					
1.6 VVT (RW 416)	88	07/09→	➔	Fahrzeugproduktionsland Ungarn	2	24.5273-0375.3 331147	L= 375
1.6 VVT 4x4 (RW 416)	79	06/06→					
1.6 VVT 4x4 (RW 416)	88	07/09→	➔	innen; Fahrzeugproduktionsland Japan	2	24.5279-0300.3 331135	L= 300
			➔	am Bremssattel; Fahrzeugproduktionsland Japan	2	24.5296-0180.3 331575	L= 180
1.5 VVT (RW 415)	82	07/10→		am Bremssattel	2	24.5296-0180.3 331575	L= 180
1.5 VVT 4x4 (RW 415)	82	07/10→					
1.6 DDiS (RW 416D)	66	04/07→	➔		2	24.5273-0375.3 331147	L= 375
1.6 VVT 4x4 (RW 416)	82	07/09→	➔	innen	2	24.5279-0300.3 331135	L= 300
1.9 DDiS (RW 419D)	88	06/06→					
1.9 DDiS 4x4 (RW 419D)	88	06/06→	➔	am Bremssattel	2	24.5296-0180.3 331575	L= 180
2.0 DDiS (RW 420D)	99	07/09→					
2.0 DDiS 4x4 (RW 420D)	99	07/09→					
2.0 4x4 (RW415, RW416, RW420)	107	06/06→	➔	für Fahrzeuge mit Trommelbremse an der Hinterachse	2	24.5279-0300.3 331135	L= 300
			➔	innen; für Fahrzeuge mit Scheibenbremse an der Hinterachse	2	24.5279-0300.3 331135	L= 300
			➔	außen; für Fahrzeuge mit Scheibenbremse an der Hinterachse	2	24.5296-0180.3 331575	L= 180
<b>SUZUKI - SX4 Stufenheck (GY, RW) 10/07→</b>							
 <b>Bremssattel</b>							
1.6 (RW 416)	79	10/07→	➔	☐; Fahrzeugproduktionsland Ungarn		24.3571-1767.7 220981	TRW - Halter
			➔	☐; Fahrzeugproduktionsland Ungarn		24.3571-1768.7 220982	TRW - Halter
 <b>Bremsschlauch</b>							
1.6 (RW 416)	79	10/07→		am Bremssattel; Fahrzeugproduktionsland Ungarn	2	24.5296-0180.3 331575	L= 180
1.6 (RW 416)	88	10/07→	➔	Fahrzeugproduktionsland Ungarn	2	24.5273-0375.3 331147	L= 375
			➔	innen; Fahrzeugproduktionsland Japan	2	24.5279-0300.3 331135	L= 300
			➔	am Bremssattel; Fahrzeugproduktionsland Japan	2	24.5296-0180.3 331575	L= 180



































	kw			 	! #		
<b>SUZUKI - WAGON R Schrägheck 03/02→12/12</b>							
 <b>Bremssattel</b>							
1.0	44	06/04→08/05	←	☐; → TSMMPMA93S00210000		24.3481-1757.5 240325	TRW - Halter
1.2	59	06/04→08/05	←	☐; → TSMMPMA93S00210000		24.3481-1758.5 240326	BOS - Halter
			←	☐; TSMMPMA93S00210001→		24.3481-1777.5 240451	- Halter
			←	☐; TSMMPMA93S00210001→		24.3481-1778.5 240452	- Halter
 <b>Bremsschlauch</b>							
1.0	44	06/04→08/05	←		2	24.5291-0430.3 331084	L= 430
1.2	59	06/04→08/05	→		2	24.5284-0283.3 331080	L= 283
<b>SUZUKI - WAGON R+ Schrägheck (MM) 05/00→</b>							
 <b>Bremssattel</b>							
1.0 (RB310)	39	07/01→12/06	←	☐		24.3481-1757.5 240325	TRW - Halter
1.3 (RB 413)	56	05/00→12/04	←	☐		24.3481-1758.5 240326	BOS - Halter
1.2 (RB 412)	59	01/05→12/08	←	☐		24.3481-1777.5 240451	- Halter
			←	☐		24.3481-1778.5 240452	- Halter
1.3 (RB 413)	69	09/03→	←	☐; → 04/08; → TSMMPMA53S00210000		24.3481-1777.5 240451	- Halter
			←	☐; → 04/08; → TSMMPMA53S00210000		24.3481-1778.5 240452	- Halter
1.3 4WD (RB 413)	56	10/01→	←	☐; → 12/04		24.3481-1757.5 240325	TRW - Halter
			←	☐; → 12/04		24.3481-1758.5 240326	BOS - Halter
1.3 4WD (RB 413)	69	09/03→	←	☐; → TSMMPMB53S00210000		24.3481-1757.5 240325	TRW - Halter
			←	☐; → TSMMPMB53S00210000		24.3481-1758.5 240326	BOS - Halter
			←	☐; → 04/08; TSMMPMB53S00210001→		24.3481-1777.5 240451	- Halter
			←	☐; → 04/08; TSMMPMB53S00210001→		24.3481-1778.5 240452	- Halter
1.3 DDiS (RB 413D)	51	09/03→	←	☐; → 04/08		24.3481-1777.5 240451	- Halter
			←	☐; → 04/08		24.3481-1778.5 240452	- Halter
 <b>Bremsschlauch</b>							
1.0 (RB310)	39	07/01→12/06	←		2	24.5291-0430.3 331084	L= 430
1.3 (RB 413)	56	05/00→12/04	→		2	24.5284-0283.3 331080	L= 283
1.2 (RB 412)	59	01/05→12/08	←			24.5291-0430.3 331084	L= 430
			→		2	24.5284-0283.3 331080	L= 283
1.3 (RB 413)	69	09/03→	←	→ 04/08	2	24.5291-0430.3 331084	L= 430
1.3 4WD (RB 413)	69	09/03→	→	→ 04/08	2	24.5284-0283.3 331080	L= 283
1.3 DDiS (RB 413D)	51	09/03→					
1.3 4WD (RB 413)	56	10/01→	←	→ 12/04	2	24.5291-0430.3 331084	L= 430
			→	→ 12/04	2	24.5284-0283.3 331080	L= 283
<b>TOYOTA - AURIS Kombi (_E18_) 07/13→12/18</b>							
 <b>Bremssattel</b>							
2.0 D-4D (ADE186_)	91	07/13→04/15	←	☐		24.3571-1789.5 240989	- Halter
			←	☐		24.3571-1790.5 241031	- Halter
 <b>Bremsschlauch</b>							
1.2 (NRE185_)	85	03/15→12/18	→	☐		24.5265-0348.3 331594	L= 345
1.6 (ZRE185_)	97	07/13→12/18					
1.6 D4-D (WWE185_)	82	04/15→12/18					
1.8 Hybrid (ZWE186_)	73	07/13→12/18					
2.0 D-4D (ADE186_)	91	07/13→04/15					
<b>TOYOTA - AURIS Liftback (_E15_) 10/06→09/12</b>							
 <b>Bremssattel</b>							
2.0 D-4D (ADE150_)	93	10/06→09/12	←	☐		24.3571-1789.5 240989	- Halter
			←	☐; Fahrzeugproduktionsland Großbritannien		24.3571-1790.5 241031	- Halter
2.2 D (ADE157_, ADE151_)	130	11/06→09/12	←	☐; 03/07→; Fahrzeugproduktionsland Großbritannien		24.3571-1789.5 240989	- Halter
			←	☐; 03/07→; Fahrzeugproduktionsland Großbritannien		24.3571-1790.5 241031	- Halter

	kw			 	! #		
<b>TOYOTA - AURIS Liftback (_E15_) 10/06→09/12</b>							
 <b>Bremsschlauch</b>							
1.33 Dual-VVTi (NRE150_)	73	01/10→09/12	➔	☐ / innen; Fahrzeugproduktionsland Großbritannien / Türkei; 154→		24.5261-0130.3 331387	L= 130
1.33 Dual-VVTi (NRE150_)	74	05/09→09/12	➔	☐ / außen; am Bremssattel; Fahrzeugproduktionsland Großbritannien / Türkei; 154→	2	24.5262-0180.3 331180	L= 180
1.4 (ZZE150_)	71	03/07→09/12	➔				
1.4 D-4D (NDE150_)	66	03/07→09/12					
1.6 (ZRE151_)	91	03/07→09/12					
1.6 (ZRE151_)	97	05/09→09/12					
1.8 (ZRE152_)	108	02/09→09/12					
2.0 D-4D (ADE150_)	93	10/06→09/12					
2.2 D (ADE157_, ADE151_)	130	11/06→09/12	➔	☐		24.5265-0347.3 331405	L= 345
			➔	☐		24.5275-0341.3 331382	L= 345
<b>TOYOTA - AURIS Liftback (_E18_) 10/12→12/18</b>							
 <b>Bremssattel</b>							
2.0 D-4D (ADE186_)	91	10/12→04/15	➔	☐		24.3571-1789.5 240989	- Halter
			➔	☐		24.3571-1790.5 241031	- Halter
 <b>Bremsschlauch</b>							
1.2 (NRE185_)	85	03/15→12/18	➔	☐		24.5265-0348.3 331594	L= 345
1.6 D4-D (WWE185_)	82	04/15→12/18					
1.8 Hybrid (ZWE186_)	73	10/12→12/18					
2.0 D-4D (ADE186_)	91	10/12→04/15					
1.6 (ZRE181_, ZRE185_)	97	10/12→12/18	➔	☐; Motorcode: ZRE185		24.5265-0348.3 331594	L= 345
<b>TOYOTA - AVENSIS (_T22_) 09/97→02/03</b>							
 <b>Bremssattel</b>							
1.6 (AT220_)	74	09/97→10/00	➔	☐; → 09/00; für Fahrzeuge mit Trommelbremse an der Hinterachse		24.3571-9801.5 240497	ATE - Halter
2.0 (ST220_)	94	09/97→10/00	➔	☐; → 09/00; für Fahrzeuge mit Trommelbremse an der Hinterachse		24.3571-9802.5 240498	ATE - Halter
1.6 (AT220_)	81	10/97→06/00	➔	☐; für Fahrzeuge mit Trommelbremse an der Hinterachse		24.3571-9801.5 240497	ATE - Halter
2.0 D-4D (CDT220_)	81	10/99→02/03					
2.0 TD (CT220_)	66	09/97→02/03	➔	☐; für Fahrzeuge mit Trommelbremse an der Hinterachse		24.3571-9802.5 240498	ATE - Halter
1.8 (AT221_)	81	09/97→10/00	➔	☐; → 09/00		24.3571-9801.5 240497	ATE - Halter
			➔	☐; → 09/00		24.3571-9802.5 240498	ATE - Halter
<b>Führungshülzensatz, Bremssattel</b>							
1.6 (AT220_)	74	09/97→10/00	➔	→ 09/00; für Fahrzeuge mit Trommelbremse an der Hinterachse		11.0101-5407.2 260011	ATE
1.8 (AT221_)	81	09/97→10/00					
2.0 (ST220_)	94	09/97→10/00					
1.6 (AT220_)	81	10/97→06/00	➔	für Fahrzeuge mit Trommelbremse an der Hinterachse		11.0101-5407.2 260011	ATE
1.6 VVT-i (ZZT220_)	81	10/00→02/03	➔	07/01→; für Fahrzeuge mit Scheibenbremse an der Hinterachse		11.0101-5407.2 260011	ATE
1.8 VVT-i (ZZT221_)	95	10/00→02/03					
2.0 VVT-i (AZT220_)	110	10/00→02/03					
2.0 D-4D (CDT220_)	81	10/99→02/03	➔	07/01→; für Fahrzeuge mit Scheibenbremse an der Hinterachse		11.0101-5407.2 260011	ATE
2.0 TD (CT220_)	66	09/97→02/03	➔	für Fahrzeuge mit Trommelbremse an der Hinterachse		11.0101-5407.2 260011	ATE
<b>Führungsbolzen, Bremssattel</b>							
1.6 (AT220_)	74	09/97→10/00		→ 09/00; für Fahrzeuge mit Trommelbremse an der Hinterachse	2	11.8171-0008.1 990049	ATE
1.8 (AT221_)	81	09/97→10/00					
2.0 (ST220_)	94	09/97→10/00					
1.6 (AT220_)	81	10/97→06/00		für Fahrzeuge mit Trommelbremse an der Hinterachse	2	11.8171-0008.1 990049	ATE
1.6 VVT-i (ZZT220_)	81	10/00→02/03		07/01→; für Fahrzeuge mit Scheibenbremse an der Hinterachse	2	11.8171-0008.1 990049	ATE
1.8 VVT-i (ZZT221_)	95	10/00→02/03					
2.0 VVT-i (AZT220_)	110	10/00→02/03					
2.0 D-4D (CDT220_)	81	10/99→02/03		für Fahrzeuge mit Trommelbremse an der Hinterachse	2	11.8171-0008.1 990049	ATE
2.0 TD (CT220_)	66	09/97→02/03		07/01→; für Fahrzeuge mit Scheibenbremse an der Hinterachse	2	11.8171-0008.1 990049	ATE














	kw					! #			
<b>TOYOTA - AVENSIS ( T25 ) 03/03→11/08</b>									
 <b>Bremssattel</b>									
1.6 VVT-i (ZZT250_)	81	04/03→11/08	←	☐			24.3571-1759.5	240459	- Halter
1.8 (ZZT251_)	95	03/03→10/08							
2.0 (AZT250_)	108	03/03→11/08	←	☐			24.3571-1760.5	240460	- Halter
2.0 D-4D (ADT250_)	93	03/06→11/08							
2.0 D-4D (CDT250_)	85	04/03→11/08							
2.2 D-4D (ADT251_)	110	10/05→11/08							
2.2 D-CAT (ADT251_)	130	07/05→11/08							
2.4 (AZT251_)	120	10/03→10/08							
2.4 (AZT251_)	125	09/03→11/08							
 <b>Bremsschlauch</b>									
1.6 VVT-i (ZZT250_)	81	04/03→11/08	←	☐			24.5262-0575.3	330922	L= 575
1.8 (ZZT251_)	95	03/03→10/08							
2.0 (AZT250_)	108	03/03→11/08	←	☐			24.5262-0576.3	330923	L= 575
2.0 D-4D (ADT250_)	93	03/06→11/08							
2.0 D-4D (CDT250_)	85	04/03→11/08	→			2	24.5276-0240.3	330943	L= 240
2.2 D-4D (ADT251_)	110	10/05→11/08							
2.2 D-CAT (ADT251_)	130	07/05→11/08							
2.4 (AZT251_)	120	10/03→10/08							
2.4 (AZT251_)	125	09/03→11/08							
<b>TOYOTA - AVENSIS Kombi ( T22 ) 09/97→02/03</b>									
 <b>Bremssattel</b>									
1.6 (AT220_, ZZT220_)	81	09/97→10/00	←	☐; → 09/00;			24.3571-9801.5	240497	ATE - Halter
1.6 (AT220_)	74	09/97→10/00							
1.8 (AT221_)	81	09/97→10/00							
2.0 (ST220_)	94	09/97→10/00	←	☐; → 09/00;	für Fahrzeuge mit Trommelbremse an der Hinterachse		24.3571-9802.5	240498	ATE - Halter
2.0 D-4D (CDT220_)	81	10/99→02/03	←	☐;			24.3571-9801.5	240497	ATE - Halter
2.0 TD (CT220_)	66	09/97→02/03							
			←	☐;	für Fahrzeuge mit Trommelbremse an der Hinterachse		24.3571-9802.5	240498	ATE - Halter
<b>Führungshülzensatz, Bremssattel</b>									
1.6 (AT220_, ZZT220_)	81	09/97→10/00	←	→ 09/00;			11.0101-5407.2	260011	ATE
1.6 (AT220_)	74	09/97→10/00							
1.8 (AT221_)	81	09/97→10/00							
2.0 (ST220_)	94	09/97→10/00							
1.6 (ZZT220_)	81	07/00→02/03	←	07/01→;			11.0101-5407.2	260011	ATE
1.8 (ZZT221_)	95	10/00→02/03							
2.0 (AZT220_)	110	10/00→02/03							
2.0 D-4D (CDT220_)	81	10/99→02/03	←	07/01→;			11.0101-5407.2	260011	ATE
2.0 TD (CT220_)	66	09/97→02/03							
			←		für Fahrzeuge mit Trommelbremse an der Hinterachse		11.0101-5407.2	260011	ATE
<b>Führungsbolzen, Bremssattel</b>									
1.6 (AT220_, ZZT220_)	81	09/97→10/00				2	11.8171-0008.1	990049	ATE
1.6 (AT220_)	74	09/97→10/00							
1.8 (AT221_)	81	09/97→10/00							
2.0 (ST220_)	94	09/97→10/00							
1.6 (ZZT220_)	81	07/00→02/03				2	11.8171-0008.1	990049	ATE
1.8 (ZZT221_)	95	10/00→02/03							
2.0 (AZT220_)	110	10/00→02/03							
2.0 D-4D (CDT220_)	81	10/99→02/03				2	11.8171-0008.1	990049	ATE
2.0 TD (CT220_)	66	09/97→02/03							
						2	11.8171-0008.1	990049	ATE
<b>TOYOTA - AVENSIS Kombi ( T25 ) 04/03→11/08</b>									
 <b>Bremssattel</b>									
1.6 VVT-i (ZZT250_)	81	04/03→11/08	←	☐			24.3571-1759.5	240459	- Halter
1.8 (ZZT251_)	95	04/03→11/08							
2.0 (AZT250_)	108	04/03→11/08	←	☐			24.3571-1760.5	240460	- Halter
2.0 D-4D (ADT250_)	93	03/06→11/08							
2.0 D-4D (CDT250_)	85	04/03→11/08							
2.2 D-4D (ADT251_)	110	10/05→11/08							
2.2 D-CAT (ADT251_)	130	07/05→11/08							
2.4 (AZT251_)	120	10/03→10/08							
2.4 (AZT251_)	125	09/03→11/08							
↓									












	kw					! #		
<b>TOYOTA - AVENSIS Kombi ( T25_ ) 04/03→11/08</b>								
 <b>Bremsschlauch</b>								
1.6 VVT-i (ZZT250_)	81	04/03→11/08	←	☐			24.5262-0575.3 330922	L= 575
1.8 (ZZT251_)	95	04/03→11/08	←	☐			24.5262-0576.3 330923	L= 575
2.0 (AZT250_)	108	04/03→11/08	←	☐			24.5262-0576.3 330923	L= 575
2.0 D-4D (ADT250_)	93	03/06→11/08	→			2	24.5276-0240.3 330943	L= 240
2.0 D-4D (CDT250_)	85	04/03→11/08	→					
2.2 D-4D (ADT251_)	110	10/05→11/08	→					
2.2 D-CAT (ADT251_)	130	07/05→11/08	→					
2.4 (AZT251_)	120	10/03→10/08	→					
2.4 (AZT251_)	125	09/03→11/08	→					
<b>TOYOTA - AVENSIS Kombi ( T27_ ) 02/09→10/18</b>								
 <b>Bremssattel</b>								
1.6 (ZRT270_)	97	02/09→10/18	←	☐			24.3571-1789.5 240989	- Halter
1.6 D4-D (WWT270_)	82	04/15→10/18	←	☐			24.3571-1790.5 241031	- Halter
1.8 (ZRT271_)	108	02/09→10/18	←	☐			24.3571-1790.5 241031	- Halter
2.0 (ZRT272_)	112	02/09→10/18	←	☐			24.3571-1790.5 241031	- Halter
2.0 D-4D (ADT270_)	91	11/11→10/18	←	☐			24.3571-1789.5 240989	- Halter
2.0 D-4D (ADT270_)	93	02/09→10/18	←	☐			24.3571-1790.5 241031	- Halter
2.0 D-4D (WWT271_)	105	04/15→10/18	←	☐; Kombi/Kasten			24.3571-1789.5 240989	- Halter
			←	☐; Kombi/Kasten			24.3571-1790.5 241031	- Halter
 <b>Bremsschlauch</b>								
1.6 (ZRT270_)	97	02/09→10/18	→	☐; → 09/12			24.5265-0347.3 331405	L= 345
1.8 (ZRT271_)	108	02/09→10/18	→	☐; → 09/12			24.5265-0348.3 331594	L= 345
2.0 (ZRT272_)	112	02/09→10/18	→	☐; 10/12→			24.5265-0348.3 331594	L= 345
2.0 D-4D (ADT270_)	91	11/11→10/18	→	☐; → 09/12			24.5275-0341.3 331382	L= 345
2.0 D-4D (ADT270_)	93	02/09→10/18	→	☐; → 09/12			24.5275-0341.3 331382	L= 345
2.2 D-4D (ADT271_)	110	02/09→10/18	→	☐; → 09/12			24.5275-0341.3 331382	L= 345
2.2 D-4D (ADT271_)	130	02/09→10/18	→	☐; → 09/12			24.5275-0341.3 331382	L= 345
1.6 D4-D (WWT270_)	82	04/15→10/18	→	☐			24.5265-0348.3 331594	L= 345
2.0 D-4D (WWT271_)	105	04/15→10/18	→	☐			24.5265-0348.3 331594	L= 345
<b>TOYOTA - AVENSIS Liftback ( T22_ ) 09/97→02/03</b>								
 <b>Bremssattel</b>								
1.6 (AT220_)	74	09/97→10/00	←	☐; → 09/00; für Fahrzeuge mit Trommelbremse an der Hinterachse			24.3571-9801.5 240497	ATE - Halter
1.6 (AT220_)	81	09/97→10/00	←	☐; → 09/00; für Fahrzeuge mit Trommelbremse an der Hinterachse			24.3571-9802.5 240498	ATE - Halter
2.0 (ST220_)	94	09/97→10/00	←	☐; → 09/00; für Fahrzeuge mit Trommelbremse an der Hinterachse			24.3571-9802.5 240498	ATE - Halter
1.8 (AT221_)	81	09/97→10/00	←	☐; → 09/00			24.3571-9801.5 240497	ATE - Halter
			←	☐; → 09/00			24.3571-9802.5 240498	ATE - Halter
2.0 D-4D (CDT220_)	81	10/99→02/03	←	☐; für Fahrzeuge mit Trommelbremse an der Hinterachse			24.3571-9801.5 240497	ATE - Halter
2.0 TD (CT220_)	66	09/97→02/03	←	☐; für Fahrzeuge mit Trommelbremse an der Hinterachse			24.3571-9802.5 240498	ATE - Halter
			←	☐; für Fahrzeuge mit Trommelbremse an der Hinterachse			24.3571-9802.5 240498	ATE - Halter
<b>Führungshülzensatz, Bremssattel</b>								
1.6 (AT220_)	74	09/97→10/00	←	→ 09/00; für Fahrzeuge mit Trommelbremse an der Hinterachse			11.0101-5407.2 260011	ATE
1.6 (AT220_)	81	09/97→10/00	←	→ 09/00; für Fahrzeuge mit Trommelbremse an der Hinterachse			11.0101-5407.2 260011	ATE
1.8 (AT221_)	81	09/97→10/00	←	→ 09/00; für Fahrzeuge mit Trommelbremse an der Hinterachse			11.0101-5407.2 260011	ATE
2.0 (ST220_)	94	09/97→10/00	←	→ 09/00; für Fahrzeuge mit Trommelbremse an der Hinterachse			11.0101-5407.2 260011	ATE
1.6 (ZZT220_)	81	10/00→02/03	←	07/01→; für Fahrzeuge mit Scheibenbremse an der Hinterachse			11.0101-5407.2 260011	ATE
1.8 (ZZT221_)	95	10/00→02/03	←	07/01→; für Fahrzeuge mit Scheibenbremse an der Hinterachse			11.0101-5407.2 260011	ATE
2.0 (AZT220_)	110	10/00→02/03	←	07/01→; für Fahrzeuge mit Scheibenbremse an der Hinterachse			11.0101-5407.2 260011	ATE
2.0 D-4D (CDT220_)	81	10/99→02/03	←	07/01→; für Fahrzeuge mit Scheibenbremse an der Hinterachse			11.0101-5407.2 260011	ATE
2.0 TD (CT220_)	66	09/97→02/03	←	07/01→; für Fahrzeuge mit Trommelbremse an der Hinterachse			11.0101-5407.2 260011	ATE
			←	07/01→; für Fahrzeuge mit Trommelbremse an der Hinterachse			11.0101-5407.2 260011	ATE
<b>Führungsbolzen, Bremssattel</b>								
1.6 (AT220_)	74	09/97→10/00		→ 09/00; für Fahrzeuge mit Trommelbremse an der Hinterachse	2		11.8171-0008.1 990049	ATE
1.6 (AT220_)	81	09/97→10/00		→ 09/00; für Fahrzeuge mit Trommelbremse an der Hinterachse	2		11.8171-0008.1 990049	ATE
1.8 (AT221_)	81	09/97→10/00		→ 09/00; für Fahrzeuge mit Trommelbremse an der Hinterachse	2		11.8171-0008.1 990049	ATE
2.0 (ST220_)	94	09/97→10/00		→ 09/00; für Fahrzeuge mit Trommelbremse an der Hinterachse	2		11.8171-0008.1 990049	ATE
1.6 (ZZT220_)	81	10/00→02/03		07/01→; für Fahrzeuge mit Scheibenbremse an der Hinterachse	2		11.8171-0008.1 990049	ATE
1.8 (ZZT221_)	95	10/00→02/03		07/01→; für Fahrzeuge mit Scheibenbremse an der Hinterachse	2		11.8171-0008.1 990049	ATE
2.0 (AZT220_)	110	10/00→02/03		07/01→; für Fahrzeuge mit Scheibenbremse an der Hinterachse	2		11.8171-0008.1 990049	ATE
2.0 D-4D (CDT220_)	81	10/99→02/03		07/01→; für Fahrzeuge mit Trommelbremse an der Hinterachse	2		11.8171-0008.1 990049	ATE
2.0 TD (CT220_)	66	09/97→02/03		07/01→; für Fahrzeuge mit Trommelbremse an der Hinterachse	2		11.8171-0008.1 990049	ATE
				07/01→; für Fahrzeuge mit Scheibenbremse an der Hinterachse	2		11.8171-0008.1 990049	ATE


































	kw					! #		
<b>TOYOTA - AVENSIS Stufenheck (_T25_) 01/03→11/08</b>								
 <b>Bremssattel</b>								
1.6 VVT-i (ZZT250_)	81	04/03→11/08	←	☐			24.3571-1759.5	240459 - Halter
1.8 (ZZT251_)	95	04/03→11/08						
2.0 (AZT250_)	108	04/03→11/08	←	☐			24.3571-1760.5	240460 - Halter
2.0 D-4D (ADT250_)	93	03/06→10/08						
2.0 D-4D (CDT250_)	85	04/03→11/08						
2.2 D-4D (ADT251_)	110	10/05→11/08						
2.2 D-CAT (ADT251_)	130	07/05→11/08						
2.4 (AZT251_)	120	10/03→10/08						
2.4 (AZT251_)	125	09/03→11/08						
 <b>Bremsschlauch</b>								
1.6 VVT-i (ZZT250_)	81	04/03→11/08	←	☐			24.5262-0575.3	330922 L= 575
1.8 (ZZT251_)	95	04/03→11/08						
2.0 (AZT250_)	108	04/03→11/08	←	☐			24.5262-0576.3	330923 L= 575
2.0 D-4D (ADT250_)	93	03/06→10/08	→		2		24.5276-0240.3	330943 L= 240
2.0 D-4D (CDT250_)	85	04/03→11/08						
2.2 D-4D (ADT251_)	110	10/05→11/08						
2.2 D-CAT (ADT251_)	130	07/05→11/08						
2.4 (AZT251_)	120	10/03→10/08						
2.4 (AZT251_)	125	09/03→11/08						
<b>TOYOTA - AVENSIS Stufenheck (_T27_) 11/08→10/18</b>								
 <b>Bremssattel</b>								
1.6 (ZRT270_)	97	11/08→10/18	←	☐; 02/09→			24.3571-1789.5	240989 - Halter
1.8 (ZRT271_)	108	11/08→10/18						
2.0 (ZRT272_)	112	11/08→10/18	←	☐; 02/09→			24.3571-1790.5	241031 - Halter
2.0 D-4D (ADT270_)	93	11/08→10/18						
1.6 D4-D (WWT270_)	82	04/15→10/18	←	☐			24.3571-1789.5	240989 - Halter
2.0 D-4D (ADT270_)	91	11/11→10/18	←	☐			24.3571-1790.5	241031 - Halter
2.0 D-4D (WWT271_)	105	04/15→10/18	←	☐				
 <b>Bremsschlauch</b>								
1.6 (ZRT270_)	97	11/08→10/18	→	☐; 02/09→ 09/12			24.5265-0347.3	331405 L= 345
1.8 (ZRT271_)	108	11/08→10/18	→					
2.0 (ZRT272_)	112	11/08→10/18	→	☐; 10/12→			24.5265-0348.3	331594 L= 345
2.0 D-4D (ADT270_)	93	11/08→10/18	→					
2.2 D-4D (ADT271_)	110	11/08→10/18	→	☐; 02/09→ 09/12			24.5275-0341.3	331382 L= 345
2.2 D-4D (ADT271_)	130	11/08→10/18	→					
1.6 D4-D (WWT270_)	82	04/15→10/18	→	☐			24.5265-0348.3	331594 L= 345
2.0 D-4D (WWT271_)	105	04/15→10/18	→					
2.0 D-4D (ADT270_)	91	11/11→10/18	→	☐; → 09/12			24.5265-0347.3	331405 L= 345
			→	☐; 10/12→			24.5265-0348.3	331594 L= 345
			→	☐; → 09/12			24.5275-0341.3	331382 L= 345
<b>TOYOTA - AVENSIS VERSO (_M2_) 05/01→12/11</b>								
 <b>Bremssattel</b>								
2.0 D (CLM20_)	85	08/01→08/05	→	☐			24.3431-1707.7	220935 TRW - Halter
			→	☐			24.3431-1708.5	241156 TRW - Halter
 <b>Bremsschlauch</b>								
2.0 (ACM20_)	110	08/01→11/09	←	☐			24.5263-0575.3	330924 L= 575
2.0 D (CLM20_)	85	08/01→08/05	←	☐			24.5263-0576.3	330925 L= 575
			→	☐			24.5145-0176.3	330965 L= 175
			→	☐			24.5235-0250.3	330917 L= 250
<b>TOYOTA - AYGO (_B1_) 02/05→05/14</b>								
 <b>Bremssattel</b>								
1.0 (KGB10_)	50	07/05→05/14	←	☐			24.3481-1791.5	240731 - Halter
1.0 GPL (KGB10_)	50	07/05→05/14	←	☐				
1.4 HDi (WNB10_)	40	07/05→08/10	←	☐			24.3481-1792.5	240732 - Halter
 <b>Bremsschlauch</b>								
1.0 (KGB10_)	50	07/05→05/14	←	☐			24.5262-0501.3	331025 L= 501,5
1.0 GPL (KGB10_)	50	07/05→05/14	←	☐			24.5295-0496.3	331033 L= 496
1.4 HDi (WNB10_)	40	07/05→08/10	→		2		24.5261-0225.3	330909 L= 225
<b>TOYOTA - AYGO (_B4_) 05/14→</b>								
 <b>Bremssattel</b>								
1.0 (KGB40)	51	05/14→	←	☐			24.3481-1791.5	240731 - Halter











	kw					! #		
<b>TOYOTA - AYGO (_B4_) 05/14→</b>								
 <b>Bremssattel</b>								
1.0 VVTi (KGB40)	53	03/18→	←	☐		24.3481-1792.5	240732	- Halter
 <b>Bremsschlauch</b>								
1.0 (KGB40)	51	05/14→	←	☐		24.5275-0500.3	331595	L= 500
1.0 VVTi (KGB40)	53	03/18→	←	☐		24.5275-0501.3	331596	L= 500
			→		2	24.5201-0225.3	331593	L= 225
<b>TOYOTA - AYGO Kasten/Schrägheck (_B1_) 07/05→05/14</b>								
 <b>Bremssattel</b>								
1.0 VVTi (KGB10)	50	07/05→05/14	←	☐		24.3481-1791.5	240731	- Halter
			←	☐		24.3481-1792.5	240732	- Halter
 <b>Bremsschlauch</b>								
1.0 VVTi (KGB10)	50	07/05→05/14	←	☐		24.5262-0501.3	331025	L= 501,5
			←	☐		24.5295-0496.3	331033	L= 496
			→		2	24.5261-0225.3	330909	L= 225
<b>TOYOTA - CAMRY Stufenheck (_V4_) 01/06→12/14</b>								
 <b>Bremsschlauch</b>								
2.4 (ACV40_)	123	01/06→09/11	→	☐; 02/07→ 08/11		24.5296-0562.3	331482	L= 562
2.4 (ACV40)	116	01/06→09/11	→	☐; 02/07→ 08/11		24.5296-0563.3	331483	L= 562
2.4 Hybrid (AHV40_)	110	01/06→09/11	→	☐; 01/07→		24.5296-0562.3	331482	L= 562
3.5 (GSV40_)	200	01/06→12/11	→	☐; 01/07→		24.5296-0563.3	331483	L= 562
			→	☐; 01/07→		24.5296-0562.3	331482	L= 562
3.5 (GSV40_)	204	09/06→12/14	→	☐; → 08/11		24.5296-0562.3	331482	L= 562
			→	☐; → 08/11		24.5296-0563.3	331483	L= 562
<b>TOYOTA - CARINA E VI (_T19_) 04/92→09/97</b>								
 <b>Bremssattel</b>								
1.6 (AT190)	73	12/93→09/97	←	☐		24.3571-1713.5	240201	SUM - Halter
1.6 (AT190)	85	12/93→09/97	←	☐		24.3571-1714.5	240202	SUM - Halter
1.6 16V (AT190_)	78	10/95→09/97	←	☐				
1.6 GLI (AT190)	79	04/92→09/97						
1.8 (AT191)	79	01/95→09/97						
2.0 D (CT190)	54	04/92→01/96						
2.0 TD (CT190)	61	01/96→09/97						
 <b>Bremsschlauch</b>								
1.6 (AT190)	73	12/93→09/97	←	☐; 03/94→		24.5264-0525.3	330926	L= 525
1.6 (AT190)	85	12/93→09/97	←	☐; 03/94→		24.5264-0526.3	330927	L= 525
1.6 GLI (AT190)	79	04/92→09/97						
2.0 D (CT190)	54	04/92→01/96						
2.0 GLI (ST191)	98	04/92→09/97						
2.0 i (ST191)	93	12/93→09/97						
1.6 16V (AT190_)	78	10/95→09/97	←	☐		24.5264-0525.3	330926	L= 525
1.8 (AT191)	79	01/95→09/97	←	☐		24.5264-0526.3	330927	L= 525
2.0 GTi 16V (ST191_)	129	03/94→09/97	←	☐				
2.0 TD (CT190)	61	01/96→09/97						
<b>TOYOTA - CARINA E VI Sportwagon (_T19_) 02/92→09/97</b>								
 <b>Bremssattel</b>								
1.6 GLI (AT190_)	79	01/93→09/97	←	☐		24.3571-1713.5	240201	SUM - Halter
1.6 i (AT190_)	73	02/95→09/97	←	☐		24.3571-1714.5	240202	SUM - Halter
1.8 i (AT191_)	79	02/95→09/97	←	☐				
2.0 D (CT190_)	54	01/93→01/96						
2.0 TD (CT190_)	61	01/96→09/97						
 <b>Bremsschlauch</b>								
1.6 GLI (AT190_)	79	01/93→09/97	←	☐; 03/94→		24.5264-0525.3	330926	L= 525
2.0 D (CT190_)	54	01/93→01/96	←	☐; 03/94→		24.5264-0526.3	330927	L= 525
2.0 GLI (ST191_)	98	01/93→09/97	←	☐; 03/94→				
1.6 i (AT190_)	73	02/95→09/97	←	☐		24.5264-0525.3	330926	L= 525
1.8 i (AT191_)	79	02/95→09/97	←	☐		24.5264-0526.3	330927	L= 525
2.0 i (ST191_)	93	05/95→09/97	←	☐				
2.0 TD (CT190_)	61	01/96→09/97						













	kW					! #		
<b>TOYOTA - CARINA E VI Stufenheck (_T19_) 04/92→09/97</b>								
 <b>Bremssattel</b>								
1.6 (AT190)	73	01/95→09/97	←	☐		24.3571-1713.5	240201	SUM - Halter
1.6 (AT190)	78	10/95→09/97						
1.6 (AT190)	79	01/93→09/97	←	☐		24.3571-1714.5	240202	SUM - Halter
1.6 16V (AT190_)	85	12/94→09/97						
1.8 i 16V (AT191)	79	01/95→09/97						
2.0 D (CT190)	54	08/92→01/96						
2.0 TD (CT190_)	61	01/96→09/97						
 <b>Bremsschlauch</b>								
1.6 (AT190)	73	01/95→09/97	←	☐		24.5264-0525.3	330926	L= 525
1.6 (AT190)	78	10/95→09/97						
1.6 16V (AT190_)	85	12/94→09/97	←	☐		24.5264-0526.3	330927	L= 525
1.8 i 16V (AT191)	79	01/95→09/97						
2.0 GTi 16V (ST191_)	129	03/94→09/97						
2.0 TD (CT190_)	61	01/96→09/97						
1.6 (AT190)	79	01/93→09/97	←	☐; 03/94→		24.5264-0525.3	330926	L= 525
2.0 (ST191)	98	01/93→09/97						
2.0 D (CT190)	54	08/92→01/96	←	☐; 03/94→		24.5264-0526.3	330927	L= 525
2.0 i (ST191)	93	12/92→09/97						
<b>TOYOTA - CELICA Coupe (_T20_) 09/93→11/99</b>								
 <b>Bremssattel</b>								
1.8 i 16V (AT200/ST)	85	11/93→11/99	←	☐		24.3571-1713.5	240201	SUM - Halter
			←	☐		24.3571-1714.5	240202	SUM - Halter
<b>TOYOTA - COROLLA (_E10_) 06/91→11/99</b>								
 <b>Bremssattel</b>								
1.3 XLI (EE101_)	55	09/95→04/97	←	☐		24.3541-1705.5	240111	SUM - Halter
1.3 XLI 16V (EE101)	65	07/92→09/95						
2.0 D (CE100_)	53	07/92→04/97	←	☐		24.3541-1706.5	240112	SUM - Halter
1.6 (AE101_)	85	05/92→04/97	←	☐; Felgenreöße [Zoll]: 14		24.3541-1705.5	240111	SUM - Halter
1.6 Si (AE101_)	84	09/95→04/97	←	☐; Felgenreöße [Zoll]: 14		24.3541-1706.5	240112	SUM - Halter
<b>Zubehörsatz, Bremssattel</b>								
1.3 XLI (EE101_)	55	09/95→04/97	←			24.0101-5405.2	260063	
1.3 XLI 16V (EE101)	65	07/92→09/95						
2.0 D (CE100_)	53	07/92→04/97						
1.6 (AE101_)	85	05/92→04/97	←	Felgenreöße [Zoll]: 14		24.0101-5405.2	260063	
1.6 Si (AE101_)	84	09/95→04/97						
 <b>Bremsschlauch</b>								
1.3 12V (EE100_)	53	07/92→04/97	←	→ 05/95	2	24.5235-0275.3	331179	L= 275
			→	→ 05/95	2	24.5235-0275.3	331179	L= 275
1.3 XLI (EE101_)	55	09/95→04/97	←		2	24.5235-0275.3	331179	L= 275
			→		2	24.5260-0280.3	330883	L= 280
1.3 XLI 16V (EE101)	65	07/92→09/95	←		2	24.5235-0275.3	331179	L= 275
			→	→ 05/95	2	24.5235-0275.3	331179	L= 275
			→	06/95→	2	24.5260-0280.3	330883	L= 280
1.6 (AE101_)	85	05/92→04/97	←	→ 04/95	2	24.5235-0275.3	331179	L= 275
2.0 D (CE100_)	53	07/92→04/97	→	→ 05/95	2	24.5235-0275.3	331179	L= 275
			→	06/95→	2	24.5260-0280.3	330883	L= 280
1.6 Si (AE101_)	84	09/95→04/97	→		2	24.5260-0280.3	330883	L= 280
<b>TOYOTA - COROLLA (_E11_) 06/95→06/02</b>								
 <b>Bremssattel</b>								
1.3 (EE111_)	63	05/97→09/99	←	☐; für Fahrzeuge ohne Schlechtwegeausführung		24.3541-1705.5	240111	SUM - Halter
1.4 (EE111_)	63	05/97→09/99	←	☐; für Fahrzeuge ohne Schlechtwegeausführung		24.3541-1706.5	240112	SUM - Halter
			→	☐		24.3304-1715.5	240904	TRW - Halter
			→	☐		24.3304-1716.5	240905	TRW - Halter
1.4 16V (ZZE111_)	71	02/00→11/01	←	☐; für Fahrzeuge ohne Schlechtwegeausführung		24.3541-1705.5	240111	SUM - Halter
1.6 16V (ZZE112_)	81	10/99→12/01						
↓								

	kw			 	! #		
<b>TOYOTA - COROLLA (_E11_) 06/95→06/02</b>							
 <b>Bremssattel</b>							
1.4 16V (ZZE111_) 1.6 16V (ZZE112_)	71 81	02/00→11/01 10/99→12/01	← →	☐; für Fahrzeuge ohne Schlechtwegeausführung  ☐; Fahrzeugproduktionsland Groß Britan- nien		24.3541-1706.5 240112 24.3387-1737.5 240703	SUM - Halter TRW - Halter
1.6 (AE111) 1.6 Aut. (AE111_)	81 79	04/97→02/00 04/97→02/00	← ← → →	☐; 05/97→ 01/00; für Fahrzeuge ohne Schlechtwegeaus- führung  ☐; 05/97→ 01/00; für Fahrzeuge ohne Schlechtwegeaus- führung  ☐; 08/98→ 09/99 ☐; 08/98→ 09/99		24.3541-1705.5 240111 24.3541-1706.5 240112 24.3304-1715.5 240904 24.3304-1716.5 240905	SUM - Halter SUM - Halter TRW - Halter TRW - Halter
1.8 (AE112_)	81	10/97→10/01	← ← → →	☐; → 01/00; für Fahrzeuge ohne Schlechtwegeaus- führung  ☐; → 01/00; für Fahrzeuge ohne Schlechtwegeaus- führung  ☐; 08/98→ 09/99 ☐; 08/98→ 09/99		24.3541-1705.5 240111 24.3541-1706.5 240112 24.3304-1715.5 240904 24.3304-1716.5 240905	SUM - Halter SUM - Halter TRW - Halter TRW - Halter
1.9 D (WZE110_)	51	02/00→11/01	← ← →	☐ ☐ ☐; Fahrzeugproduktionsland Groß Britan- nien		24.3541-1705.5 240111 24.3541-1706.5 240112 24.3387-1737.5 240703	SUM - Halter SUM - Halter TRW - Halter
2.0 D (CE110_)	53	04/97→02/00	← ← → →	☐; 05/97→ 01/00 ☐; 05/97→ 01/00 ☐; 08/98→ 09/99 ☐; 08/98→ 09/99		24.3541-1705.5 240111 24.3541-1706.5 240112 24.3304-1715.5 240904 24.3304-1716.5 240905	SUM - Halter SUM - Halter TRW - Halter TRW - Halter
2.0 D-4D (CDE110_)	66	09/00→11/01	← ←	☐ ☐		24.3541-1705.5 240111 24.3541-1706.5 240112	SUM - Halter SUM - Halter
 <b>Bremsschlauch</b>							
1.3 (EE111_) 1.4 (EE111_)	63 63	05/97→09/99 05/97→09/99	→	für Fahrzeuge mit Trommelbremse an der Hinterachse	2	24.5260-0280.3 330883	L= 280
1.6 (AE111) 1.6 Aut. (AE111_)	81 79	04/97→02/00 04/97→02/00	→	05/97→ 01/00; für Fahrzeuge mit Trommelbremse an der Hinterachse	2	24.5260-0280.3 330883	L= 280
1.8 (AE112_)	81	10/97→10/01	→	→ 01/00; für Fahrzeuge mit Trommelbremse an der Hinterachse	2	24.5260-0280.3 330883	L= 280
<b>TOYOTA - COROLLA Compact (_E10_) 05/92→12/99</b>							
 <b>Bremssattel</b>							
1.3 XLI (EE101_) 1.3 XLI 16V (EE101)	55 65	08/95→04/97 07/92→09/95	←	☐		24.3541-1705.5 240111 24.3541-1706.5 240112	SUM - Halter SUM - Halter
2.0 D (CE100_)	53	07/92→04/97	←	☐		24.3541-1706.5 240112	SUM - Halter
1.6 i (AE101)	78	09/94→11/99	← ←	☐; → 04/97; Felgenreöße [Zoll]: 14 ☐; → 04/97; Felgenreöße [Zoll]: 14		24.3541-1705.5 240111 24.3541-1706.5 240112	SUM - Halter SUM - Halter
1.6 Si (AE101_)	84	07/92→04/97	← ←	☐; Felgenreöße [Zoll]: 14 ☐; Felgenreöße [Zoll]: 14		24.3541-1705.5 240111 24.3541-1706.5 240112	SUM - Halter SUM - Halter
<b>Zubehörsatz, Bremssattel</b>							
1.3 XLI (EE101_) 1.3 XLI 16V (EE101)	55 65	08/95→04/97 07/92→09/95	←			24.0101-5405.2 260063	
2.0 D (CE100_)	53	07/92→04/97	←			24.0101-5405.2 260063	
1.6 i (AE101)	78	09/94→11/99	←	→ 04/97; Felgenreöße [Zoll]: 14		24.0101-5405.2 260063	
1.6 Si (AE101_)	84	07/92→04/97	←	Felgenreöße [Zoll]: 14		24.0101-5405.2 260063	
 <b>Bremsschlauch</b>							
1.3 12V (EE100_)	53	07/92→05/95	← →		2	24.5235-0275.3 331179	L= 275 L= 275
1.3 XLI (EE101_)	55	08/95→04/97	←		2	24.5235-0275.3 331179	L= 275
↓							













	kw			 	! #		
<b>TOYOTA - COROLLA Compact ( _E10_ ) 05/92→12/99</b>							
 <b>Bremsschlauch</b>							
1.3 XLI (EE101_)	55	08/95→04/97	➔		2	24.5260-0280.3 330883	L= 280
1.3 XLI 16V (EE101)	65	07/92→09/95	➔		2	24.5235-0275.3 331179	L= 275
			➔	→ 05/95	2	24.5235-0275.3 331179	L= 275
			➔	06/95→	2	24.5260-0280.3 330883	L= 280
1.6 i (AE101)	78	09/94→11/99	➔	→ 04/95	2	24.5235-0275.3 331179	L= 275
			➔	→ 05/95	2	24.5235-0275.3 331179	L= 275
			➔	06/95→ 04/97	2	24.5260-0280.3 330883	L= 280
1.6 Si (AE101_) 2.0 D (CE100_)	84	07/92→04/97	➔	→ 04/95	2	24.5235-0275.3 331179	L= 275
	53	07/92→04/97	➔	→ 05/95	2	24.5235-0275.3 331179	L= 275
			➔	06/95→	2	24.5260-0280.3 330883	L= 280
<b>TOYOTA - COROLLA Compact ( _E11_ ) 04/97→01/02</b>							
 <b>Bremssattel</b>							
1.4 (EE111_)	63	05/97→09/99	➔	 ; für Fahrzeuge ohne Schlechtwegeausführung		24.3541-1705.5 240111	SUM - Halter
			➔	 ; für Fahrzeuge ohne Schlechtwegeausführung		24.3541-1706.5 240112	SUM - Halter
			➔			24.3304-1715.5 240904	TRW - Halter
			➔			24.3304-1716.5 240905	TRW - Halter
1.4 (ZZE111_)	71	10/99→01/02	➔	 ; → 12/01; für Fahrzeuge ohne Schlechtwegeausführung		24.3541-1705.5 240111	SUM - Halter
			➔	 ; → 12/01; für Fahrzeuge ohne Schlechtwegeausführung		24.3541-1706.5 240112	SUM - Halter
			➔	 ; → 12/01; Fahrzeugproduktionsland Großbritannien		24.3387-1737.5 240703	TRW - Halter
1.6 (AE111_) 1.6 Aut. (AE111_)	81	05/97→02/00	➔	 ; → 01/00; für Fahrzeuge ohne Schlechtwegeausführung		24.3541-1705.5 240111	SUM - Halter
	79	05/97→02/00	➔	 ; → 01/00; für Fahrzeuge ohne Schlechtwegeausführung		24.3541-1706.5 240112	SUM - Halter
			➔	 ; 08/98→ 09/99		24.3304-1715.5 240904	TRW - Halter
			➔	 ; 08/98→ 09/99		24.3304-1716.5 240905	TRW - Halter
1.6 (ZZE112_)	81	10/99→10/01	➔	 ; für Fahrzeuge ohne Schlechtwegeausführung		24.3541-1705.5 240111	SUM - Halter
			➔	 ; für Fahrzeuge ohne Schlechtwegeausführung		24.3541-1706.5 240112	SUM - Halter
			➔	 ; Fahrzeugproduktionsland Großbritannien		24.3387-1737.5 240703	TRW - Halter
1.9 D (WZE110_)	51	02/00→01/02	➔	 ; → 12/01		24.3541-1705.5 240111	SUM - Halter
			➔	 ; → 12/01		24.3541-1706.5 240112	SUM - Halter
			➔	 ; → 12/01; Fahrzeugproduktionsland Großbritannien		24.3387-1737.5 240703	TRW - Halter
2.0 D (CE110_)	53	04/97→02/00	➔	 ; 05/97→ 01/00		24.3541-1705.5 240111	SUM - Halter
			➔	 ; 05/97→ 01/00		24.3541-1706.5 240112	SUM - Halter
			➔	 ; 08/98→ 09/99		24.3304-1715.5 240904	TRW - Halter
			➔	 ; 08/98→ 09/99		24.3304-1716.5 240905	TRW - Halter
2.0 D-4D (CDE110_)	66	09/00→01/02	➔	 ; → 12/01		24.3541-1705.5 240111	SUM - Halter
			➔	 ; → 12/01		24.3541-1706.5 240112	SUM - Halter
 <b>Bremsschlauch</b>							
1.4 (EE111_)	63	05/97→09/99	➔	für Fahrzeuge mit Trommelbremse an der Hinterachse	2	24.5260-0280.3 330883	L= 280
1.6 (AE111_) 1.6 Aut. (AE111_)	81 79	05/97→02/00 05/97→02/00	➔	→ 01/00; für Fahrzeuge mit Trommelbremse an der Hinterachse	2	24.5260-0280.3 330883	L= 280

	kw			 	! #		
<b>TOYOTA - COROLLA Kombi ( E10 ) 09/91→04/98</b>							
 <b>Bremssattel</b>							
1.3 XLI (EE101_)	55	09/95→04/97	←	☐		24.3541-1705.5 240111	SUM - Halter
1.3 XLI 16V (EE101_)	65	07/92→09/95	←	☐		24.3541-1706.5 240112	SUM - Halter
1.8 16V 4WD (AE103_)	81	09/95→04/97	←				
2.0 D (CE100_)	53	07/92→04/97	←				
1.6 Si (AE101_)	84	07/92→04/97	←	☐; Felgenreöße [Zoll]: 14		24.3541-1705.5 240111	SUM - Halter
			←	☐; Felgenreöße [Zoll]: 14		24.3541-1706.5 240112	SUM - Halter
<b>Zubehörsatz, Bremssattel</b>							
1.3 XLI (EE101_)	55	09/95→04/97	←			24.0101-5405.2 260063	
1.3 XLI 16V (EE101_)	65	07/92→09/95	←				
1.8 16V 4WD (AE103_)	81	09/95→04/97	←				
2.0 D (CE100_)	53	07/92→04/97	←				
1.6 Si (AE101_)	84	07/92→04/97	←	Felgenreöße [Zoll]: 14		24.0101-5405.2 260063	
 <b>Bremsschlauch</b>							
1.3 12V (EE100_)	53	07/92→05/95	←		2	24.5235-0275.3 331179	L= 275
			→		2	24.5235-0275.3 331179	L= 275
1.3 XLI (EE101_)	55	09/95→04/97	←		2	24.5235-0275.3 331179	L= 275
			→		2	24.5260-0280.3 330883	L= 280
1.3 XLI 16V (EE101_)	65	07/92→09/95	←		2	24.5235-0275.3 331179	L= 275
			→	→ 05/95	2	24.5235-0275.3 331179	L= 275
			→	06/95→	2	24.5260-0280.3 330883	L= 280
1.6 Si (AE101_)	84	07/92→04/97	←	→ 04/95	2	24.5235-0275.3 331179	L= 275
2.0 D (CE100_)	53	07/92→04/97	→	→ 05/95	2	24.5235-0275.3 331179	L= 275
			→	06/95→	2	24.5260-0280.3 330883	L= 280
1.8 16V 4WD (AE103_)	81	09/95→04/97	→		2	24.5260-0280.3 330883	L= 280
<b>TOYOTA - COROLLA Kombi ( E11 ) 04/97→10/01</b>							
 <b>Bremssattel</b>							
1.4 (EE111_)	63	04/97→02/00	←	☐; 05/97→ 01/00; für Fahrzeuge ohne Schlechtwegeausführung		24.3541-1705.5 240111	SUM - Halter
			←	☐; 05/97→ 01/00; für Fahrzeuge ohne Schlechtwegeausführung		24.3541-1706.5 240112	SUM - Halter
			→	☐; 05/97→ 09/99		24.3304-1715.5 240904	TRW - Halter
			→	☐; 05/97→ 09/99		24.3304-1716.5 240905	TRW - Halter
1.4 16V (ZZE111_)	71	02/00→10/01	←	☐; für Fahrzeuge ohne Schlechtwegeausführung		24.3541-1705.5 240111	SUM - Halter
1.6 16V (ZZE112_)	81	02/00→10/01	←	☐; für Fahrzeuge ohne Schlechtwegeausführung		24.3541-1706.5 240112	SUM - Halter
			→	☐; Fahrzeugproduktionsland Großbritannien		24.3387-1737.5 240703	TRW - Halter
1.6 (AE111_)	81	04/97→02/00	←	☐; 05/97→ 01/00; für Fahrzeuge ohne Schlechtwegeausführung		24.3541-1705.5 240111	SUM - Halter
1.6 Aut. (AE111_)	79	04/97→02/00	←	☐; 05/97→ 01/00; für Fahrzeuge ohne Schlechtwegeausführung		24.3541-1706.5 240112	SUM - Halter
			→	☐; 08/98→ 09/99		24.3304-1715.5 240904	TRW - Halter
			→	☐; 08/98→ 09/99		24.3304-1716.5 240905	TRW - Halter
1.8 4WD (AE115_)	81	04/97→10/01	←	☐; 05/97→		24.3541-1705.5 240111	SUM - Halter
			←	☐; 05/97→		24.3541-1706.5 240112	SUM - Halter
1.9 D (WZE110_)	51	02/00→10/01	←	☐		24.3541-1705.5 240111	SUM - Halter
			←	☐		24.3541-1706.5 240112	SUM - Halter
			→	☐; Fahrzeugproduktionsland Großbritannien		24.3387-1737.5 240703	TRW - Halter
2.0 D (CE110_)	53	04/97→02/00	←	☐; 05/97→ 01/00		24.3541-1705.5 240111	SUM - Halter
			←	☐; 05/97→ 01/00		24.3541-1706.5 240112	SUM - Halter
			→	☐; 08/98→ 09/99		24.3304-1715.5 240904	TRW - Halter
↓							













	kw			 	! #		
<b>TOYOTA - COROLLA Kombi ( _E11_ ) 04/97→10/01</b>							
 <b>Bremssattel</b>							
2.0 D (CE110_)	53	04/97→02/00	➔	☐; 08/98→ 09/99		24.3304-1716.5 240905	TRW - Halter
2.0 D-4D (CDE110_)	66	09/00→10/01	➔	☐		24.3541-1705.5 240111	SUM - Halter
			➔	☐		24.3541-1706.5 240112	SUM - Halter
 <b>Bremsschlauch</b>							
1.4 (EE111_)	63	04/97→02/00	➔	05/97→ 01/00;	2	24.5260-0280.3 330883	L= 280
1.6 (AE111_)	81	04/97→02/00		für Fahrzeuge mit Trommelbremse an			
1.6 Aut. (AE111_)	79	04/97→02/00		der Hinterachse			
<b>TOYOTA - COROLLA Kombi ( _E12_ ) 03/01→12/08</b>							
 <b>Bremssattel</b>							
1.4 D4-D (NDE120_)	66	06/04→10/07	➔	☐; → 10/06		24.3571-1755.5 240409	TRW - Halter
			➔	☐; → 10/06		24.3571-1756.5 240410	TRW - Halter
			➔	☐; → 10/06		24.3341-1703.5 240443	- Halter
			➔	☐; → 10/06		24.3341-1704.5 240444	- Halter
1.4 VVT-i (ZZE120_)	71	01/02→02/07	➔	☐; 02/02→ 05/04;		24.3571-1755.5 240409	TRW - Halter
				Fahrzeugproduktionsland Groß Britan-			
				nien			
			➔	☐; 06/04→ 10/06		24.3571-1755.5 240409	TRW - Halter
			➔	☐; 06/04→ 10/06		24.3571-1756.5 240410	TRW - Halter
			➔	☐; 02/02→ 05/04;		24.3571-1756.5 240410	TRW - Halter
				Fahrzeugproduktionsland Groß Britan-			
				nien			
➔	☐; 06/04→ 10/06		24.3341-1703.5 240443	- Halter			
➔	☐; 02/02→ 05/04;		24.3341-1703.5 240443	- Halter			
	Fahrzeugproduktionsland Groß Britan-						
	nien						
➔	☐; 06/04→ 10/06		24.3341-1704.5 240444	- Halter			
➔	☐; 02/02→ 05/04;		24.3341-1704.5 240444	- Halter			
	Fahrzeugproduktionsland Groß Britan-						
	nien						
➔	☐; 06/04→ 10/06		24.3341-1704.5 240444	- Halter			
1.6 VVT-i (ZZE121_)	81	01/02→08/07	➔	☐; 06/04→ 10/06		24.3571-1755.5 240409	TRW - Halter
			➔	☐; 08/02→ 05/04;		24.3571-1755.5 240409	TRW - Halter
				Fahrzeugproduktionsland Groß Britan-			
				nien			
			➔	☐; 06/04→ 10/06		24.3571-1756.5 240410	TRW - Halter
			➔	☐; 08/02→ 05/04;		24.3571-1756.5 240410	TRW - Halter
				Fahrzeugproduktionsland Groß Britan-			
				nien			
➔	☐; 06/04→ 10/06		24.3341-1703.5 240443	- Halter			
➔	☐; 08/02→ 05/04;		24.3341-1703.5 240443	- Halter			
	Fahrzeugproduktionsland Groß Britan-						
	nien						
➔	☐; 08/02→ 05/04;		24.3341-1704.5 240444	- Halter			
	Fahrzeugproduktionsland Groß Britan-						
	nien						
➔	☐; 06/04→ 10/06		24.3341-1704.5 240444	- Halter			
2.0 D-4D (CDE120_)	66	01/02→02/07	➔	☐; 08/02→ 05/04;		24.3571-1755.5 240409	TRW - Halter
				Fahrzeugproduktionsland Groß Britan-			
				nien			
			➔	☐; 08/02→ 05/04;		24.3571-1756.5 240410	TRW - Halter
	Fahrzeugproduktionsland Groß Britan-						
	nien						
➔	☐; 08/02→ 05/04;		24.3341-1703.5 240443	- Halter			
	Fahrzeugproduktionsland Groß Britan-						
	nien						
➔	☐; 08/02→ 05/04;		24.3341-1704.5 240444	- Halter			
	Fahrzeugproduktionsland Groß Britan-						
	nien						
2.0 D-4D (CDE120_)	85	04/04→02/07	➔	☐; → 05/04;		24.3571-1755.5 240409	TRW - Halter
				Fahrzeugproduktionsland Groß Britan-			
				nien			
			➔	☐; 06/04→ 10/06		24.3571-1755.5 240409	TRW - Halter
➔	☐; → 05/04;		24.3571-1756.5 240410	TRW - Halter			
	Fahrzeugproduktionsland Groß Britan-						
	nien						
➔	☐; 06/04→ 10/06		24.3571-1756.5 240410	TRW - Halter			












	kw			 	! #						
<b>TOYOTA - COROLLA Kombi ( E12_ ) 03/01→12/08</b>											
 <b>Bremssattel</b>											
2.0 D-4D (CDE120_)	85	04/04→02/07	➡	☐; 06/04→ 10/06		24.3341-1703.5	240443	- Halter			
			➡	☐; → 05/04; Fahrzeugproduktionsland Groß Britan- nien		24.3341-1703.5	240443	- Halter			
			➡	☐; 06/04→ 10/06		24.3341-1704.5	240444	- Halter			
			➡	☐; → 05/04; Fahrzeugproduktionsland Groß Britan- nien		24.3341-1704.5	240444	- Halter			
 <b>Bremsschlauch</b>											
1.4 D4-D (NDE120_)	66	06/04→10/07	←	☐; → 10/06		24.5262-0575.3	330922	L= 575			
			←	☐; → 10/06		24.5262-0576.3	330923	L= 575			
			➡	→ 10/06	2	24.5264-0221.3	330995	L= 221,5			
1.4 VVT-i (ZZE120_) 1.6 VVT-i (ZZE121_)	71 81	01/02→02/07 01/02→08/07	←	☐; 06/04→ 10/06		24.5262-0575.3	330922	L= 575			
			←	☐; 06/04→ 10/06		24.5262-0576.3	330923	L= 575			
			➡	06/04→ 10/06	2	24.5264-0221.3	330995	L= 221,5			
			➡	→ 05/04	2	24.5264-0221.3	330995	L= 221,5			
			2.0 D-4D (CDE120_)	66	01/02→02/07	←	☐; 08/02→ 05/04		24.5262-0575.3	330922	L= 575
						←	☐; 08/02→ 05/04		24.5262-0576.3	330923	L= 575
➡	08/02→ 05/04	2				24.5264-0221.3	330995	L= 221,5			
2.0 D-4D (CDE120_)	85	04/04→02/07	←	☐; → 05/04		24.5262-0575.3	330922	L= 575			
			←	☐; 06/04→ 10/06		24.5262-0575.3	330922	L= 575			
			←	☐; → 05/04		24.5262-0576.3	330923	L= 575			
			←	☐; 06/04→ 10/06		24.5262-0576.3	330923	L= 575			
			➡	→ 05/04	2	24.5264-0221.3	330995	L= 221,5			
			➡	06/04→ 10/06	2	24.5264-0221.3	330995	L= 221,5			
<b>TOYOTA - COROLLA Liftback ( E10_ ) 05/92→12/99</b>											
 <b>Bremssattel</b>											
1.3 XLI (EE101_)	65	07/92→04/97	←	☐		24.3541-1705.5	240111	SUM - Halter			
			←	☐		24.3541-1706.5	240112	SUM - Halter			
2.0 D (CE100_)	53	07/92→04/97	←	☐		24.3541-1705.5	240111	SUM - Halter			
			←	☐; Felgenreöße [Zoll]: 14		24.3541-1706.5	240112	SUM - Halter			
1.6 GLI (AE101_)	84	07/92→04/97	←	☐; Felgenreöße [Zoll]: 14		24.3541-1705.5	240111	SUM - Halter			
			←	☐; Felgenreöße [Zoll]: 14		24.3541-1706.5	240112	SUM - Halter			
<b>Zubehörsatz, Bremssattel</b>											
1.3 XLI (EE101_)	65	07/92→04/97	←			24.0101-5405.2	260063				
			←			24.0101-5405.2	260063				
2.0 D (CE100_)	53	07/92→04/97	←			24.0101-5405.2	260063				
1.6 GLI (AE101_)	84	07/92→04/97	←	Felgenreöße [Zoll]: 14		24.0101-5405.2	260063				
 <b>Bremsschlauch</b>											
1.3 12V (EE100_)	53	07/92→05/95	←		2	24.5235-0275.3	331179	L= 275			
			➡		2	24.5235-0275.3	331179	L= 275			
1.3 XLI (EE101_)	65	07/92→04/97	←		2	24.5235-0275.3	331179	L= 275			
			➡	→ 05/95	2	24.5235-0275.3	331179	L= 275			
			➡	06/95→	2	24.5260-0280.3	330883	L= 280			
1.6 GLI (AE101_)	84	07/92→04/97	←	→ 04/95	2	24.5235-0275.3	331179	L= 275			
			➡	→ 05/95	2	24.5235-0275.3	331179	L= 275			
			➡	06/95→	2	24.5260-0280.3	330883	L= 280			
2.0 D (CE100_)	53	07/92→04/97	←	→ 04/95	2	24.5235-0275.3	331179	L= 275			
			➡	→ 05/95	2	24.5235-0275.3	331179	L= 275			
			➡	06/95→	2	24.5260-0280.3	330883	L= 280			
<b>TOYOTA - COROLLA Liftback ( E11_ ) 04/97→01/02</b>											
 <b>Bremssattel</b>											
1.4 (EE111_)	63	05/97→09/99	←	☐; für Fahrzeuge ohne Schlechtwegeaus- führung		24.3541-1705.5	240111	SUM - Halter			
			←	☐; für Fahrzeuge ohne Schlechtwegeaus- führung		24.3541-1706.5	240112	SUM - Halter			
			➡	☐		24.3304-1715.5	240904	TRW - Halter			
			➡	☐		24.3304-1716.5	240905	TRW - Halter			
↓											











































	kw			 	! #			
<b>TOYOTA - COROLLA Liftback (E11) 04/97→01/02</b>								
 <b>Bremssattel</b>								
1.4 (ZZE111_) 1.6 (ZZE112_)	71	10/99→01/02 02/00→01/02	←	☐; → 12/01; für Fahrzeuge ohne Schlechtwegeausführung		24.3541-1705.5	240111	SUM - Halter
	81		←	☐; → 12/01; für Fahrzeuge ohne Schlechtwegeausführung		24.3541-1706.5	240112	SUM - Halter
			→	☐; → 12/01; Fahrzeugproduktionsland Großbritannien		24.3387-1737.5	240703	TRW - Halter
1.6 (AE111_) 1.6 Aut. (AE111_)	81	05/97→02/00 05/97→02/00	←	☐; → 01/00; für Fahrzeuge ohne Schlechtwegeausführung		24.3541-1705.5	240111	SUM - Halter
	79		←	☐; → 01/00; für Fahrzeuge ohne Schlechtwegeausführung		24.3541-1706.5	240112	SUM - Halter
			→	☐; 08/98→ 09/99		24.3304-1715.5	240904	TRW - Halter
			→	☐; 08/98→ 09/99		24.3304-1716.5	240905	TRW - Halter
1.9 D (WZE110_)	51	02/00→01/02	←	☐; → 12/01		24.3541-1705.5	240111	SUM - Halter
			←	☐; → 12/01		24.3541-1706.5	240112	SUM - Halter
			→	☐; → 12/01; Fahrzeugproduktionsland Großbritannien		24.3387-1737.5	240703	TRW - Halter
2.0 D (CE110)	53	04/97→02/00	←	☐; 05/97→ 01/00		24.3541-1705.5	240111	SUM - Halter
			←	☐; 05/97→ 01/00		24.3541-1706.5	240112	SUM - Halter
			→	☐; 08/98→ 09/99		24.3304-1715.5	240904	TRW - Halter
			→	☐; 08/98→ 09/99		24.3304-1716.5	240905	TRW - Halter
2.0 D-4D (CDE110_)	66	09/00→01/02	←	☐; → 12/01		24.3541-1705.5	240111	SUM - Halter
			←	☐; → 12/01		24.3541-1706.5	240112	SUM - Halter
 <b>Bremsschlauch</b>								
1.4 (EE111_)	63	05/97→09/99	→	für Fahrzeuge mit Trommelbremse an der Hinterachse	2	24.5260-0280.3	330883	L= 280
1.6 (AE111_) 1.6 Aut. (AE111_)	81 79	05/97→02/00 05/97→02/00	→	→ 01/00; für Fahrzeuge mit Trommelbremse an der Hinterachse	2	24.5260-0280.3	330883	L= 280
<b>TOYOTA - COROLLA Liftback (E12) 01/01→12/07</b>								
 <b>Bremssattel</b>								
1.4 D (NDE120_) 1.8 VVT-i TS (ZZE123_) 1.8 VVT-i TS (ZZE123_)	66	07/04→02/07 10/05→12/06	←	☐; → 10/06		24.3571-1755.5	240409	TRW - Halter
	160		←	☐; → 10/06		24.3571-1756.5	240410	TRW - Halter
	165		→	☐; → 10/06		24.3341-1703.5	240443	- Halter
			→	☐; → 10/06		24.3341-1704.5	240444	- Halter
1.4 VVT-i (ZZE120_)	71	11/01→02/07	←	☐; 02/02→ 05/04; Fahrzeugproduktionsland Großbritannien		24.3571-1755.5	240409	TRW - Halter
			←	☐; 06/04→ 10/06		24.3571-1755.5	240409	TRW - Halter
			←	☐; 06/04→ 10/06		24.3571-1756.5	240410	TRW - Halter
			←	☐; 02/02→ 05/04; Fahrzeugproduktionsland Großbritannien		24.3571-1756.5	240410	TRW - Halter
			→	☐; 06/04→ 10/06		24.3341-1703.5	240443	- Halter
			→	☐; 02/02→ 05/04; Fahrzeugproduktionsland Großbritannien		24.3341-1703.5	240443	- Halter
			→	☐; 06/04→ 10/06		24.3341-1704.5	240444	- Halter
			→	☐; 02/02→ 05/04; Fahrzeugproduktionsland Großbritannien		24.3341-1704.5	240444	- Halter
1.6 VVT-i (ZZE121_)	81	01/02→12/06	←	☐; 06/04→ 10/06		24.3571-1755.5	240409	TRW - Halter
			←	☐; 08/02→ 05/04; Fahrzeugproduktionsland Großbritannien		24.3571-1755.5	240409	TRW - Halter
			←	☐; 06/04→ 10/06		24.3571-1756.5	240410	TRW - Halter
			←	☐; 08/02→ 05/04; Fahrzeugproduktionsland Großbritannien		24.3571-1756.5	240410	TRW - Halter
↓								















	kw			 	! #			
<b>TOYOTA - COROLLA Liftback ( E12 ) 01/01→12/07</b>								
 <b>Bremssattel</b>								
1.6 VVT-i (ZZE121_)	81	01/02→12/06	➔	☐; 06/04→ 10/06		24.3341-1703.5	240443	- Halter
			➔	☐; 08/02→ 05/04; Fahrzeugproduktionsland Groß Britan- nien		24.3341-1703.5	240443	- Halter
			➔	☐; 08/02→ 05/04; Fahrzeugproduktionsland Groß Britan- nien		24.3341-1704.5	240444	- Halter
			➔	☐; 06/04→ 10/06		24.3341-1704.5	240444	- Halter
1.8 VVTL-i TS (ZZE123) 2.0 D-4D (CDE120R_ CDE120L_)	141 81	11/01→02/07 01/02→12/06	←	☐; → 05/04; Fahrzeugproduktionsland Groß Britan- nien		24.3571-1755.5	240409	TRW - Halter
			←	☐; → 05/04; Fahrzeugproduktionsland Groß Britan- nien		24.3571-1756.5	240410	TRW - Halter
			➔	☐; → 05/04; Fahrzeugproduktionsland Groß Britan- nien		24.3341-1703.5	240443	- Halter
			➔	☐; → 05/04; Fahrzeugproduktionsland Groß Britan- nien		24.3341-1704.5	240444	- Halter
2.0 D-4D (CDE120_)	66	01/02→12/06	←	☐; 08/02→ 05/04; Fahrzeugproduktionsland Groß Britan- nien		24.3571-1755.5	240409	TRW - Halter
			←	☐; 08/02→ 05/04; Fahrzeugproduktionsland Groß Britan- nien		24.3571-1756.5	240410	TRW - Halter
			➔	☐; 08/02→ 05/04; Fahrzeugproduktionsland Groß Britan- nien		24.3341-1703.5	240443	- Halter
			➔	☐; 08/02→ 05/04; Fahrzeugproduktionsland Groß Britan- nien		24.3341-1704.5	240444	- Halter
2.0 D-4D (CDE120R_ CDE120L_)	85	05/03→02/07	←	☐; → 05/04; Fahrzeugproduktionsland Groß Britan- nien		24.3571-1755.5	240409	TRW - Halter
			←	☐; 06/04→ 10/06		24.3571-1755.5	240409	TRW - Halter
			←	☐; → 05/04; Fahrzeugproduktionsland Groß Britan- nien		24.3571-1756.5	240410	TRW - Halter
			←	☐; 06/04→ 10/06		24.3571-1756.5	240410	TRW - Halter
			➔	☐; 06/04→ 10/06		24.3341-1703.5	240443	- Halter
			➔	☐; → 05/04; Fahrzeugproduktionsland Groß Britan- nien		24.3341-1703.5	240443	- Halter
			➔	☐; 06/04→ 10/06		24.3341-1704.5	240444	- Halter
			➔	☐; → 05/04; Fahrzeugproduktionsland Groß Britan- nien		24.3341-1704.5	240444	- Halter
 <b>Bremsschlauch</b>								
1.4 D (NDE120_ 1.8 VVTL-i TS (ZZE123_ 1.8 VVTL-i TS (ZZE123_)	66 160 165	07/04→02/07 10/05→12/06 02/05→02/07	←	☐; → 10/06		24.5262-0575.3	330922	L= 575
			←	☐; → 10/06		24.5262-0576.3	330923	L= 575
			➔	→ 10/06	2	24.5264-0221.3	330995	L= 221,5
1.4 VVT-i (ZZE120_ 1.6 VVT-i (ZZE121_)	71 81	11/01→02/07 01/02→12/06	←	☐; 06/04→ 10/06		24.5262-0575.3	330922	L= 575
			←	☐; 06/04→ 10/06		24.5262-0576.3	330923	L= 575
			➔	06/04→ 10/06	2	24.5264-0221.3	330995	L= 221,5
			➔	→ 05/04	2	24.5264-0221.3	330995	L= 221,5
1.8 VVTL-i TS (ZZE123) 2.0 D-4D (CDE120R_ CDE120L_)	141 81	11/01→02/07 01/02→12/06	←	☐; → 05/04		24.5262-0575.3	330922	L= 575
			←	☐; → 05/04		24.5262-0576.3	330923	L= 575
			➔	→ 05/04	2	24.5264-0221.3	330995	L= 221,5
2.0 D-4D (CDE120_)	66	01/02→12/06	←	☐; 08/02→ 05/04		24.5262-0575.3	330922	L= 575
			←	☐; 08/02→ 05/04		24.5262-0576.3	330923	L= 575
			➔	08/02→ 05/04	2	24.5264-0221.3	330995	L= 221,5
2.0 D-4D (CDE120R_ CDE120L_)	85	05/03→02/07	←	☐; → 05/04		24.5262-0575.3	330922	L= 575
			←	☐; 06/04→ 10/06		24.5262-0575.3	330922	L= 575
↓								
















	kw			 	! #		
<b>TOYOTA - COROLLA Liftback (_E12_) 01/01→12/07</b>							
 <b>Bremsschlauch</b>							
2.0 D-4D (CDE120R_, CDE120L_)	85	05/03→02/07	←	☐; → 05/04		24.5262-0576.3 330923	L= 575
			←	☐; 06/04→ 10/06		24.5262-0576.3 330923	L= 575
			→	→ 05/04	2	24.5264-0221.3 330995	L= 221,5
			→	06/04→ 10/06	2	24.5264-0221.3 330995	L= 221,5
<b>TOYOTA - COROLLA Stufenheck (_E12_) 08/00→03/08</b>							
 <b>Bremssattel</b>							
1.4 D-4D (NDE120_)	66	06/04→10/06	←	☐		24.3571-1755.5 240409	TRW - Halter
			←	☐		24.3571-1756.5 240410	TRW - Halter
			→	☐		24.3341-1703.5 240443	- Halter
			→	☐		24.3341-1704.5 240444	- Halter
1.4 VVT-i (ZZE120_)	71	10/01→10/06	←	☐; 06/04→		24.3571-1755.5 240409	TRW - Halter
			←	☐; → 05/04; Fahrzeugproduktionsland Groß Britan- nien		24.3571-1755.5 240409	TRW - Halter
			←	☐; → 05/04; Fahrzeugproduktionsland Groß Britan- nien		24.3571-1756.5 240410	TRW - Halter
			←	☐; 06/04→		24.3571-1756.5 240410	TRW - Halter
			→	☐; 06/04→		24.3341-1703.5 240443	- Halter
			→	☐; → 05/04; Fahrzeugproduktionsland Groß Britan- nien		24.3341-1703.5 240443	- Halter
			→	☐; → 05/04; Fahrzeugproduktionsland Groß Britan- nien		24.3341-1704.5 240444	- Halter
			→	☐; 06/04→		24.3341-1704.5 240444	- Halter
1.6 VVT-i (ZZE121_)	81	10/01→03/08	←	☐; 06/04→ 10/06		24.3571-1755.5 240409	TRW - Halter
			←	☐; 08/02→ 05/04; Fahrzeugproduktionsland Groß Britan- nien		24.3571-1755.5 240409	TRW - Halter
			←	☐; 06/04→ 10/06		24.3571-1756.5 240410	TRW - Halter
			←	☐; 08/02→ 05/04; Fahrzeugproduktionsland Groß Britan- nien		24.3571-1756.5 240410	TRW - Halter
			→	☐; 06/04→ 10/06		24.3341-1703.5 240443	- Halter
			→	☐; 08/02→ 05/04; Fahrzeugproduktionsland Groß Britan- nien		24.3341-1703.5 240443	- Halter
			→	☐; 08/02→ 05/04; Fahrzeugproduktionsland Groß Britan- nien		24.3341-1704.5 240444	- Halter
			→	☐; 06/04→ 10/06		24.3341-1704.5 240444	- Halter
2.0 D-4D (CDE120_)	66	01/02→12/06	←	☐; 05/03→ 05/04; Fahrzeugproduktionsland Groß Britan- nien		24.3571-1755.5 240409	TRW - Halter
			←	☐; → 05/04; Fahrzeugproduktionsland Groß Britan- nien		24.3571-1755.5 240409	TRW - Halter
			←	☐; → 05/04; Fahrzeugproduktionsland Groß Britan- nien		24.3571-1756.5 240410	TRW - Halter
			←	☐; 05/03→ 05/04; Fahrzeugproduktionsland Groß Britan- nien		24.3571-1756.5 240410	TRW - Halter
			→	☐; 05/03→ 05/04; Fahrzeugproduktionsland Groß Britan- nien		24.3341-1703.5 240443	- Halter
			→	☐; → 05/04; Fahrzeugproduktionsland Groß Britan- nien		24.3341-1703.5 240443	- Halter
			→	☐; 05/03→ 05/04; Fahrzeugproduktionsland Groß Britan- nien		24.3341-1704.5 240444	- Halter
			→	☐; → 05/04; Fahrzeugproduktionsland Groß Britan- nien		24.3341-1704.5 240444	- Halter
2.0 D-4D (CDE120_)	85	06/04→07/07	←	☐; → 10/06		24.3571-1755.5 240409	TRW - Halter
↓							












	kw			 	! #		
<b>TOYOTA - COROLLA Stufenheck (_E12_) 08/00→03/08</b>							
 <b>Bremssattel</b>							
2.0 D-4D (CDE120_)	85	06/04→07/07	←	☐; → 10/06		24.3571-1756.5 240410	TRW - Halter
			→	☐; → 10/06		24.3341-1703.5 240443	- Halter
			→	☐; → 10/06		24.3341-1704.5 240444	- Halter
 <b>Bremsschlauch</b>							
1.4 D-4D (NDE120_)	66	06/04→10/06	←	☐		24.5262-0575.3 330922	L= 575
			←	☐		24.5262-0576.3 330923	L= 575
			→		2	24.5264-0221.3 330995	L= 221,5
1.4 VVT-i (ZZE120_)	71	10/01→10/06	←	☐; 06/04→		24.5262-0575.3 330922	L= 575
			←	☐; 06/04→		24.5262-0576.3 330923	L= 575
			→	→ 05/04	2	24.5264-0221.3 330995	L= 221,5
			→	06/04→	2	24.5264-0221.3 330995	L= 221,5
1.6 VVT-i (ZZE121_)	81	10/01→03/08	←	☐; 06/04→ 10/06		24.5262-0575.3 330922	L= 575
			←	☐; 06/04→ 10/06		24.5262-0576.3 330923	L= 575
			→	01/02→ 05/04	2	24.5264-0221.3 330995	L= 221,5
			→	06/04→ 10/06	2	24.5264-0221.3 330995	L= 221,5
2.0 D-4D (CDE120_)	66	01/02→12/06	←	☐; 05/03→ 05/04		24.5262-0575.3 330922	L= 575
			←	☐; → 05/04		24.5262-0575.3 330922	L= 575
			←	☐; → 05/04		24.5262-0576.3 330923	L= 575
			←	☐; 05/03→ 05/04		24.5262-0576.3 330923	L= 575
			→	→ 05/04	2	24.5264-0221.3 330995	L= 221,5
			→	05/03→ 05/04	2	24.5264-0221.3 330995	L= 221,5
2.0 D-4D (CDE120_)	85	06/04→07/07	←	☐; → 10/06		24.5262-0575.3 330922	L= 575
			←	☐; → 10/06		24.5262-0576.3 330923	L= 575
			→	→ 10/06	2	24.5264-0221.3 330995	L= 221,5
<b>TOYOTA - COROLLA Stufenheck (_E15_) 10/06→</b>							
 <b>Bremssattel</b>							
1.4 D-4D (NDE150)	66	10/06→07/14	←	☐; 01/09→ 05/13		24.3571-1789.5 240989	- Halter
			←	☐; 01/09→ 05/13		24.3571-1790.5 241031	- Halter
2.0 D-4D (ADE150)	93	11/06→07/14	←	☐; 01/07→ 05/13		24.3571-1789.5 240989	- Halter
			←	☐; 01/07→ 05/13		24.3571-1790.5 241031	- Halter
<b>TOYOTA - COROLLA Verso (_E12_) 07/01→05/07</b>							
 <b>Bremsschlauch</b>							
1.6 VVT-i (ZZE121_)	81	08/01→05/04	←	☐; 06/02→		24.5262-0575.3 330922	L= 575
2.0 D-4D (CDE120_)	66	01/02→05/04	←	☐; 06/02→		24.5262-0576.3 330923	L= 575
			→		2	24.5264-0221.3 330995	L= 221,5
1.8 VVT-i (ZZE122_)	99	12/01→05/04	→		2	24.5264-0221.3 330995	L= 221,5
<b>TOYOTA - COROLLA Verso (ZER_, ZZE12_, R1_) 03/04→04/09</b>							
 <b>Bremssattel</b>							
1.6 (ZNR10_)	81	04/04→03/09	←	☐; 09/04→		24.3571-1759.5 240459	- Halter
1.8 (ZNR11_)	95	04/04→03/09	←	☐; 05/04→ 08/04		24.3571-1759.5 240459	- Halter
2.0 D-4D (CUR10_)	85	04/04→03/09	←	☐; 09/04→		24.3571-1760.5 240460	- Halter
			←	☐; 05/04→ 08/04		24.3571-1760.5 240460	- Halter
2.2 D-4D (AUR10_)	100	10/05→03/09	←	☐		24.3571-1759.5 240459	- Halter
2.2 D-4D (AUR10_)	130	10/05→03/09	←	☐		24.3571-1760.5 240460	- Halter
 <b>Bremsschlauch</b>							
1.6 (ZNR10_)	81	04/04→03/09	←	☐; 05/04→		24.5262-0575.3 330922	L= 575
1.8 (ZNR11_)	95	04/04→03/09	←	☐; 05/04→		24.5262-0576.3 330923	L= 575
2.0 D-4D (CUR10_)	85	04/04→03/09	→	05/04→	2	24.5275-0200.3 330942	L= 200
2.2 D-4D (AUR10_)	100	10/05→03/09	←	☐		24.5262-0575.3 330922	L= 575
2.2 D-4D (AUR10_)	130	10/05→03/09	←	☐		24.5262-0576.3 330923	L= 575
↓							










	kW					! #		
<b>TOYOTA - COROLLA Verso (ZER_, ZZE12_, R1_) 03/04→04/09</b>								
 <b>Bremsschlauch</b>								
2.2 D-4D (AUR10_) 2.2 D-4D (AUR10_)	100 130	10/05→03/09 10/05→03/09	→			2	24.5275-0200.3 330942	L= 200
<b>TOYOTA - FORTUNER (_N5_, _N6_) 06/04→09/15</b>								
 <b>Bremsschlauch</b>								
2.7 (TGN61_)	118	06/04→05/15	←			2	24.5235-0275.3 331179	L= 275
<b>TOYOTA - HIACE / COMMUTER V Bus (TRH2_, KDH2_, LH2_) 08/04→05/19</b>								
 <b>Bremsschlauch</b>								
2.5 D-4D (KDH202)	75	09/06→	←	☐			24.5265-0263.3 331157	L= 263
			←	☐			24.5265-0264.3 331158	L= 263
<b>TOYOTA - HIACE IV Bus (_H1_, _H2_) 08/95→12/12</b>								
 <b>Bremsschlauch</b>								
2.5 D-4D (KLH12, KLH22)	70	09/06→12/12	←	☐			24.5265-0263.3 331157	L= 263
			←	☐			24.5265-0264.3 331158	L= 263
2.5 D-4D (KLH12, KLH22)	86	08/06→12/12	←	☐; 09/06→			24.5265-0263.3 331157	L= 263
			←	☐; 09/06→			24.5265-0264.3 331158	L= 263
<b>TOYOTA - HIACE IV Kasten (_H1_, _H2_) 08/95→12/12</b>								
 <b>Bremsschlauch</b>								
2.5 D-4D (KLH12, KLH22)	70	09/06→12/12	←	☐			24.5265-0263.3 331157	L= 263
2.5 D-4D (KLH12, KLH22)	86	09/06→12/12	←	☐			24.5265-0264.3 331158	L= 263
<b>TOYOTA - HIACE V Kasten (TRH2_, KDH2_, LH2_) 06/04→05/19</b>								
 <b>Bremsschlauch</b>								
2.5 D-4D 2.5 D-4D (KDH20_, KDH21_, KDH22_, KDH200)	70 75	09/06→ 06/04→	←	☐			24.5265-0263.3 331157	L= 263
2.5 D-4D (KDH200, KDH202, KDH212, KDH222)	86	09/06→	←	☐			24.5265-0264.3 331158	L= 263
<b>TOYOTA - HILUX VII Pick-up (_N1_, _N2_, _N3_) 08/04→</b>								
 <b>Bremsschlauch</b>								
2.5 D-4D (KUN15, KUN35)	106	01/10→05/15	←			2	24.5235-0275.3 331179	L= 275
2.5 D-4D 4WD (KUN25_)	88	06/06→05/15						
2.5 D-4D 4WD (KUN25)	106	12/07→05/15						
2.5 D 4WD (KUN25)	75	03/05→05/15						
3.0 D-4D 4WD (KUN26)	126	08/05→09/15						
3.0 D-4D 4WD (KUN26)	145	05/08→12/12						
<b>TOYOTA - ISIS (_M1_) 07/04→</b>								
 <b>Bremsschlauch</b>								
1.8 VVTi (ZNM10W)	97	07/04→08/14	←	☐			24.5263-0575.3 330924	L= 575
			←	☐			24.5263-0576.3 330925	L= 575
			→			2	24.5235-0250.3 330917	L= 250
<b>TOYOTA - PICNIC (_XM1_) 05/96→12/01</b>								
 <b>Bremsschlauch</b>								
2.0 (SXM10_) 2.0 16V (SXM10_)	90 94	06/00→12/01 08/96→09/00	←	☐			24.5264-0525.3 330926	L= 525
			←	☐			24.5264-0526.3 330927	L= 525
			→			2	24.5235-0190.3 330916	L= 190
2.2 D (CMX10_)	66	08/97→12/01	←	☐; 09/97→			24.5264-0525.3 330926	L= 525
			←	☐; 09/97→			24.5264-0526.3 330927	L= 525
			→	09/97→		2	24.5235-0190.3 330916	L= 190










	kw			 	! #		
<b>TOYOTA - PREVIA II (_R3_) 02/00→02/06</b>							
 <b>Bremssattel</b>							
2.0 D-4D (CLR30_) 2.4 (ACR30)	85 115	03/01→01/06 02/00→02/06	→ →	☐; → 12/05 ☐; → 12/05		24.3431-1707.7 220935 24.3431-1708.5 241156	TRW - Halter TRW - Halter
<b>TOYOTA - PRIUS (_W3_) 06/08→</b>							
 <b>Bremsschlauch</b>							
1.8 Hybrid (ZVW3_) 1.8 Hybrid (ZVW3_)	73 100	06/08→ 06/08→	← ←	☐ ☐		24.5296-0720.3 331494 24.5296-0720.3 331494	L= 720 L= 720
1.8 Plug-in Hybrid (ZVW35)	73	01/12→	←	☐		24.5296-0720.3 331494	L= 720
<b>TOYOTA - PRIUS Liftback (_W2_) 09/03→12/09</b>							
 <b>Bremsschlauch</b>							
1.5 Hybrid (NHW20_)	57	09/03→12/09	→		2	24.5264-0205.3 331059	L= 205
<b>TOYOTA - RAV 4 II (_A2_) 05/00→11/05</b>							
 <b>Bremssattel</b>							
1.8 (ZCA25_, ZCA26_)	92	08/00→11/05	← ←	☐; 02/01→ ☐; 02/01→		24.3611-1701.5 240778 24.3611-1702.5 240779	SUM - Halter SUM - Halter
2.0 4WD (ACA21, ACA20)	110	05/00→11/05	← ←	☐ ☐		24.3611-1701.5 240778 24.3611-1702.5 240779	SUM - Halter SUM - Halter
2.0 D 4WD (CLA20_, CLA21_)	85	05/01→11/05	← ←	☐; 09/01→ ☐; 09/01→		24.3611-1701.5 240778 24.3611-1702.5 240779	SUM - Halter SUM - Halter
 <b>Bremsschlauch</b>							
1.8 (ZCA25_, ZCA26_)	92	08/00→11/05	← ← → →	☐; 02/01→ ☐; 02/01→ ☐; 02/01→ ☐; 02/01→		24.5265-0557.3 330928 24.5265-0558.3 330929 24.5296-0280.3 331034 24.5296-0281.3 331035	L= 557 L= 558 L= 280,5 L= 280,5
2.0 4WD (ACA21, ACA20)	110	05/00→11/05	← ← → →	☐ ☐ ☐ ☐		24.5265-0557.3 330928 24.5265-0558.3 330929 24.5296-0280.3 331034 24.5296-0281.3 331035	L= 557 L= 558 L= 280,5 L= 280,5
2.0 D 4WD (CLA20_, CLA21_)	85	05/01→11/05	← ← → →	☐; 09/01→ ☐; 09/01→ ☐; 09/01→ ☐; 09/01→		24.5265-0557.3 330928 24.5265-0558.3 330929 24.5296-0280.3 331034 24.5296-0281.3 331035	L= 557 L= 558 L= 280,5 L= 280,5
<b>TOYOTA - RAV 4 III (_A3_) 06/05→08/14</b>							
 <b>Bremsschlauch</b>							
2.0 (ZSA35_) 2.0 4WD (ZSA30_) 2.0 4WD (ZSA30)	116 116 109	12/08→06/13 12/08→06/13 03/09→06/13	← ← ←	☐ ☐ ☐		24.5295-0680.3 331355 24.5295-0681.3 331356 24.5295-0681.3 331356	L= 680 L= 680 L= 680
2.2 D (ALA35_) 2.2 D 4WD (ALA30_)	110 110	12/08→06/13 12/08→06/13	→ →	☐ ☐		24.5275-0287.3 331481 24.5275-0289.3 331505	L= 287 L= 289
2.0 4WD (ACA30_) 2.2 D 4WD (ALA30_) 2.2 D 4WD (ALA30_) 2.4 (ACA36, ACA38)	112 100 130 125	02/06→06/13 02/06→12/12 02/06→06/13 11/05→12/13	← ← ← → →	☐; 02/07→ ☐; 02/07→ ☐; 02/07→ ☐; 02/07→ ☐; 02/07→		24.5295-0680.3 331355 24.5295-0681.3 331356 24.5295-0681.3 331356 24.5275-0287.3 331481 24.5275-0289.3 331505	L= 680 L= 680 L= 680 L= 287 L= 289
<b>TOYOTA - RAV 4 IV (_A4_) 12/12→</b>							
 <b>Bremsschlauch</b>							
2.0 4WD (ZSA44_) 2.2 D 4WD (ALA49) 2.5 4WD (ASA44)	111 110 132	12/12→ 12/12→ 12/12→	← ← → →	☐ ☐ ☐ ☐		24.5295-0680.3 331355 24.5295-0681.3 331356 24.5275-0287.3 331481 24.5275-0289.3 331505	L= 680 L= 680 L= 287 L= 289










	kw			 	! #		
<b>TOYOTA - STARLET (_P9_) 01/96→10/99</b>							
 <b>Bremssattel</b>							
1.3 (EP91_)	55	01/96→07/99	←	☐; 05/96→; - ABS		24.3481-1793.5 240743	- Halter
			←	☐; 05/96→; - ABS		24.3481-1794.5 240744	- Halter
<b>TOYOTA - VERSO (_R2_) 04/09→08/18</b>							
 <b>Bremssattel</b>							
1.6 (ZGR20_)	97	04/09→08/18	←	☐		24.3571-1789.5 240989	- Halter
1.6 D4-D (WAR20_)	82	11/13→08/18	←	☐		24.3571-1790.5 241031	- Halter
1.8 (ZGR21_)	108	04/09→08/18	←	☐			
2.0 D-4D (AUR20_)	91	11/12→08/18					
2.0 D-4D (AUR20_)	93	04/09→08/18					
 <b>Bremsschlauch</b>							
1.6 (ZGR20_)	97	04/09→08/18	→	☐ / innen		24.5261-0130.3 331387	L= 130
1.8 (ZGR21_)	108	04/09→08/18	→	☐ / innen			
2.0 D-4D (AUR20_)	93	04/09→08/18	→	am Bremssattel / außen	2	24.5262-0180.3 331180	L= 180
2.2 D-4D (AUR21_)	110	04/09→08/18					
2.2 D-CAT (AUR21_)	130	04/09→08/18					
<b>TOYOTA - VERSO S (_P12_) 11/10→10/16</b>							
 <b>Bremsschlauch</b>							
1.33 (NSP120_)	73	11/10→10/16	→	☐ / innen		24.5235-0200.3 331280	L= 198
1.4 D4-D (NLP121_)	66	11/10→10/16	→	☐ / innen			
<b>TOYOTA - YARIS / VIOS Stufenheck (_P9_) 08/05→12/13</b>							
 <b>Bremsschlauch</b>							
1.3 (NCP92_, SCP92_)	64	09/05→10/13	→	☐; 01/06→ 11/11		24.5235-0200.3 331280	L= 198
1.3 (NCP92_)	63	01/06→04/13	→	☐; → 11/11		24.5235-0200.3 331280	L= 198
<b>TOYOTA - YARIS (_P13_) 12/10→</b>							
 <b>Bremssattel</b>							
1.0 (KSP130_)	51	12/10→	←	☐; 09/11→; Fahrzeugproduktionsland Frankreich		24.3541-9569.5 240980	ATE - Halter
			←	☐; 09/11→; Fahrzeugproduktionsland Frankreich		24.3541-9570.5 240981	ATE - Halter
			→	☐; 09/11→; Fahrzeugproduktionsland Frankreich; + ESP		24.3347-7005.5 240998	ATE - Halter
			→	☐; 09/11→; Fahrzeugproduktionsland Frankreich; + ESP		24.3347-7006.5 240999	ATE - Halter
1.0 (KSP130)	53	06/18→	←	☐		24.3541-9569.5 240980	ATE - Halter
			←	☐		24.3541-9570.5 240981	ATE - Halter
			→	☐		24.3347-7005.5 240998	ATE - Halter
			→	☐		24.3347-7006.5 240999	ATE - Halter
1.3 (NSP130_)	73	09/11→	←	☐; Fahrzeugproduktionsland Frankreich		24.3541-9569.5 240980	ATE - Halter
			←	☐; Fahrzeugproduktionsland Frankreich		24.3541-9570.5 240981	ATE - Halter
			→	☐; Fahrzeugproduktionsland Frankreich; + ESP		24.3347-7005.5 240998	ATE - Halter
			→	☐; Fahrzeugproduktionsland Frankreich; + ESP		24.3347-7006.5 240999	ATE - Halter
1.4 D (NLP130_)	66	09/11→	←	☐		24.3541-9569.5 240980	ATE - Halter
			←	☐		24.3541-9570.5 240981	ATE - Halter
			→	☐; + ESP		24.3347-7005.5 240998	ATE - Halter
			→	☐; + ESP		24.3347-7006.5 240999	ATE - Halter
1.5 (NSP131_)	82	03/17→	→	☐		24.3347-7005.5 240998	ATE - Halter
1.5 Hybrid (NHP130_)	54	04/15→	→	☐		24.3347-7006.5 240999	ATE - Halter
1.5 Hybrid (NHP130_)	55	03/12→	→	☐; + ESP		24.3347-7005.5 240998	ATE - Halter
			→	☐; + ESP		24.3347-7006.5 240999	ATE - Halter
<b>Feder, Bremssattel</b>							
1.0 (KSP130_)	51	12/10→	→	09/11→; Fahrzeugproduktionsland Frankreich	2	11.8116-0264.1 390594	ATE
						11.8116-0340.1 390595	ATE
1.3 (NSP130_)	73	09/11→	→	Fahrzeugproduktionsland Frankreich	2	11.8116-0264.1 390594	ATE
						11.8116-0340.1 390595	ATE
↓							













	kw			 	! #		
<b>TOYOTA - YARIS (_P13_) 12/10→</b>							
<b>Feder, Bremssattel</b>							
1.4 D (NLP130_)	66	09/11→	➔		2	11.8116-0264.1 390594 11.8116-0340.1 390595	ATE ATE
1.5 Hybrid (NHP130_)	55	03/12→	➔		2	11.8116-0340.1 390595	ATE
<b> Bremsschlauch</b>							
1.0 (KSP130_)	51	12/10→	➔	☐; 09/11→; Fahrzeugproduktionsland Japan		24.5235-0200.3 331280	L= 198
1.3 (NSP130_)	73	09/11→	➔	☐; Fahrzeugproduktionsland Japan		24.5235-0200.3 331280	L= 198
<b>TOYOTA - YARIS Kasten/Schrägheck (_P13_) 10/12→</b>							
<b> Bremssattel</b>							
1.0 VVTi (KSP130)	51	07/14→	←	☐; Fahrzeugproduktionsland Frankreich		24.3541-9569.5 240980	ATE - Halter
1.3 VVTi (NSP130)	73	10/12→	←	☐; Fahrzeugproduktionsland Frankreich		24.3541-9570.5 240981	ATE - Halter
			➔	☐; Fahrzeugproduktionsland Frankreich; + ESP		24.3347-7005.5 240998	ATE - Halter
			➔	☐; Fahrzeugproduktionsland Frankreich; + ESP		24.3347-7006.5 240999	ATE - Halter
1.0 VVTi (KSP130)	53	06/18→	←	☐		24.3541-9569.5 240980	ATE - Halter
			←	☐		24.3541-9570.5 240981	ATE - Halter
			➔	☐		24.3347-7005.5 240998	ATE - Halter
			➔	☐		24.3347-7006.5 240999	ATE - Halter
1.5 Hybrid (NHP130)	55	04/15→	➔	☐; + ESP		24.3347-7005.5 240998	ATE - Halter
			➔	☐; + ESP		24.3347-7006.5 240999	ATE - Halter
1.5 VVTi (NSP131)	82	03/17→	➔	☐		24.3347-7005.5 240998	ATE - Halter
			➔	☐		24.3347-7006.5 240999	ATE - Halter
<b>Feder, Bremssattel</b>							
1.0 VVTi (KSP130)	51	07/14→	➔	Fahrzeugproduktionsland Frankreich	2	11.8116-0264.1 390594	ATE
1.3 VVTi (NSP130)	73	10/12→	➔			11.8116-0340.1 390595	ATE
1.5 Hybrid (NHP130)	55	04/15→	➔		2	11.8116-0340.1 390595	ATE
<b> Bremsschlauch</b>							
1.0 VVTi (KSP130)	51	07/14→	➔	☐; Fahrzeugproduktionsland Japan		24.5235-0200.3 331280	L= 198
1.3 VVTi (NSP130)	73	10/12→	➔				
<b>TOYOTA - YARIS Liftback (_P1_) 01/99→12/05</b>							
<b> Bremssattel</b>							
1.0 (SCP10_)	48	03/03→09/05	←	☐; 04/03→ 08/05; für Fahrzeuge mit Scheibenbremse an der Hinterachse		24.3511-1711.5 240379	- Halter
			←	☐; 04/03→ 08/05; für Fahrzeuge mit Scheibenbremse an der Hinterachse		24.3511-1712.5 240380	- Halter
1.0 (SCP10_)	50	04/99→09/05	←	☐; 08/99→ 03/03; für Fahrzeuge mit Scheibenbremse an der Hinterachse		24.3511-1711.5 240379	- Halter
			←	☐; 08/99→ 03/03; für Fahrzeuge mit Scheibenbremse an der Hinterachse		24.3511-1712.5 240380	- Halter
1.3 (NCP10_, SCP12_)	63	08/99→11/05	←	☐; → 10/04; für Fahrzeuge mit Scheibenbremse an der Hinterachse		24.3511-1711.5 240379	- Halter
			←	☐; → 10/04; für Fahrzeuge mit Scheibenbremse an der Hinterachse		24.3511-1712.5 240380	- Halter
1.3 (SCP12_, SCP13_) 1.5 (NCP13_)	64 78	04/02→09/05 04/01→09/05	←	☐; → 03/03; für Fahrzeuge mit Scheibenbremse an der Hinterachse		24.3511-1711.5 240379	- Halter
			←	☐; → 03/03; für Fahrzeuge mit Scheibenbremse an der Hinterachse		24.3511-1712.5 240380	- Halter
1.4 D-4D (NLP10_)	55	10/01→09/05	←	☐; 12/01→ 08/05; für Fahrzeuge mit Scheibenbremse an der Hinterachse		24.3511-1711.5 240379	- Halter
			←	☐; 12/01→ 08/05; für Fahrzeuge mit Scheibenbremse an der Hinterachse		24.3511-1712.5 240380	- Halter
↓							

	kw			 	! #			
<b>TOYOTA - YARIS Liftback ( P1 ) 01/99→12/05</b>								
 <b>Bremssattel</b>								
1.5 (NCP13_)	77	01/03→11/05	←	☐; → 08/05; für Fahrzeuge mit Scheibenbremse an der Hinterachse		24.3511-1711.5	240379	- Halter
			←	☐; → 08/05; für Fahrzeuge mit Scheibenbremse an der Hinterachse		24.3511-1712.5	240380	- Halter
1.5 (NCP13_)	110	03/00→07/05	←	☐; 04/03→ 10/04; für Fahrzeuge mit Scheibenbremse an der Hinterachse		24.3511-1711.5	240379	- Halter
			←	☐; 04/03→ 10/04; für Fahrzeuge mit Scheibenbremse an der Hinterachse		24.3511-1712.5	240380	- Halter
 <b>Bremsschlauch</b>								
1.0 (SCP10_)	48	03/03→09/05	←	☐; 04/03→ 08/05; Fahrzeugproduktionsland Japan		24.5277-0530.3	331002	L= 530
			←	☐; 04/03→ 08/05; Fahrzeugproduktionsland Japan		24.5277-0531.3	331003	L= 530
			←	☐; 04/03→ 08/05; Fahrzeugproduktionsland Frankreich		24.5295-0525.3	331353	L= 525
			←	☐; 04/03→ 08/05; Fahrzeugproduktionsland Frankreich		24.5295-0526.3	331354	L= 525
			→	04/03→ 08/05; Fahrzeugproduktionsland Japan	2	24.5261-0291.3	330994	L= 291
			→	☐; 04/03→ 08/05; + ABS; Fahrzeugproduktionsland Frankreich		24.5263-0592.3	331284	L= 325 L2= 290
1.0 (SCP10_)	50	04/99→09/05	←	☐; → 03/03; Fahrzeugproduktionsland Japan		24.5277-0530.3	331002	L= 530
			←	☐; → 03/03; Fahrzeugproduktionsland Japan		24.5277-0531.3	331003	L= 530
			←	☐; → 03/03; Fahrzeugproduktionsland Frankreich		24.5295-0525.3	331353	L= 525
			←	☐; → 03/03; Fahrzeugproduktionsland Frankreich		24.5295-0526.3	331354	L= 525
			→	→ 03/03; Fahrzeugproduktionsland Japan	2	24.5261-0291.3	330994	L= 291
			→	☐; → 03/03; + ABS; Fahrzeugproduktionsland Frankreich		24.5263-0592.3	331284	L= 325 L2= 290
1.3 (NCP10_, SCP12_)	63	08/99→11/05	←	☐; → 10/04; Fahrzeugproduktionsland Japan		24.5277-0530.3	331002	L= 530
			←	☐; → 10/04; Fahrzeugproduktionsland Japan		24.5277-0531.3	331003	L= 530
			←	☐; → 10/04; Fahrzeugproduktionsland Frankreich		24.5295-0525.3	331353	L= 525
			←	☐; → 10/04; Fahrzeugproduktionsland Frankreich		24.5295-0526.3	331354	L= 525
			→	☐; 05/00→ 10/04		24.5263-0440.3	331282	L= 440
			→	☐; 05/00→ 10/04		24.5263-0441.3	331283	L= 440
1.3 (SCP12_, SCP13_)	64	04/02→09/05	←	☐; → 08/05; Fahrzeugproduktionsland Japan		24.5277-0530.3	331002	L= 530
			←	☐; → 08/05; Fahrzeugproduktionsland Japan		24.5277-0531.3	331003	L= 530
			←	☐; → 08/05; Fahrzeugproduktionsland Frankreich		24.5295-0525.3	331353	L= 525
			←	☐; → 08/05; Fahrzeugproduktionsland Frankreich		24.5295-0526.3	331354	L= 525
			→	☐; → 08/05; + ABS; Fahrzeugproduktionsland Frankreich		24.5263-0592.3	331284	L= 325 L2= 290
			1.4 D-4D (NLP10_)	55	10/01→09/05	←	☐; 12/01→ 08/05; Fahrzeugproduktionsland Japan	
			←	☐; 12/01→ 08/05; Fahrzeugproduktionsland Japan		24.5277-0531.3	331003	L= 530
			←	☐; 12/01→ 08/05; Fahrzeugproduktionsland Frankreich		24.5295-0525.3	331353	L= 525
			←	☐; 12/01→ 08/05; Fahrzeugproduktionsland Frankreich		24.5295-0526.3	331354	L= 525
			→	☐; 12/01→ 08/05; + ABS; Fahrzeugproduktionsland Frankreich		24.5263-0592.3	331284	L= 325 L2= 290
1.5 (NCP13_)	77	01/03→11/05	←	☐; → 08/05; Fahrzeugproduktionsland Japan		24.5277-0530.3	331002	L= 530
			←	☐; → 08/05; Fahrzeugproduktionsland Japan		24.5277-0531.3	331003	L= 530
↓								

	kw			 	! #			
<b>TOYOTA - YARIS Liftback ( P1 ) 01/99→12/05</b>								
 <b>Bremsschlauch</b>								
1.5 (NCP13_)	77	01/03→11/05	←	☐; → 08/05; Fahrzeugproduktionsland Frankreich	24.5295-0525.3	331353	L= 525	
			←	☐; → 08/05; Fahrzeugproduktionsland Frankreich	24.5295-0526.3	331354	L= 525	
1.5 (NCP13_)	78	04/01→09/05	←	☐; → 03/03; Fahrzeugproduktionsland Japan	24.5277-0530.3	331002	L= 530	
			←	☐; → 03/03; Fahrzeugproduktionsland Japan	24.5277-0531.3	331003	L= 530	
			←	☐; → 03/03; Fahrzeugproduktionsland Frankreich	24.5295-0525.3	331353	L= 525	
			←	☐; → 03/03; Fahrzeugproduktionsland Frankreich	24.5295-0526.3	331354	L= 525	
1.5 (NCP13_)	110	03/00→07/05	←	☐; 04/03→ 10/04; Fahrzeugproduktionsland Japan	24.5277-0530.3	331002	L= 530	
			←	☐; 04/03→ 10/04; Fahrzeugproduktionsland Japan	24.5277-0531.3	331003	L= 530	
			←	☐; 04/03→ 10/04; Fahrzeugproduktionsland Frankreich	24.5295-0525.3	331353	L= 525	
			←	☐; 04/03→ 10/04; Fahrzeugproduktionsland Frankreich	24.5295-0526.3	331354	L= 525	
<b>TOYOTA - YARIS Liftback ( P9 ) 01/05→12/14</b>								
 <b>Bremssattel</b>								
1.0 GPL (KSP90_)	51	01/06→12/11	←	☐; → 08/11; Fahrzeugproduktionsland Frankreich	24.3541-9569.5	240980	ATE - Halter	
			←	☐; → 08/11; Fahrzeugproduktionsland Frankreich	24.3541-9570.5	240981	ATE - Halter	
			→	☐; → 08/11; Fahrzeugproduktionsland Frankreich	24.3347-7005.5	240998	ATE - Halter	
			→	☐; → 08/11; Fahrzeugproduktionsland Frankreich	24.3347-7006.5	240999	ATE - Halter	
1.0 VVT-i (KSP90_) 1.4 D-4D (NLP90_)	51 66	08/05→12/11 08/05→12/12	←	☐; 01/06→ 08/11; Fahrzeugproduktionsland Frankreich	24.3541-9569.5	240980	ATE - Halter	
			←	☐; 01/06→ 08/11; Fahrzeugproduktionsland Frankreich	24.3541-9570.5	240981	ATE - Halter	
			→	☐; 01/06→ 08/11; Fahrzeugproduktionsland Frankreich	24.3347-7005.5	240998	ATE - Halter	
			→	☐; 01/06→ 08/11; Fahrzeugproduktionsland Frankreich	24.3347-7006.5	240999	ATE - Halter	
1.33 VVT-i (NSP90_)	73	07/10→05/11	←	☐; Fahrzeugproduktionsland Frankreich	24.3541-9569.5	240980	ATE - Halter	
			←	☐; Fahrzeugproduktionsland Frankreich	24.3541-9570.5	240981	ATE - Halter	
			→	☐; Fahrzeugproduktionsland Frankreich	24.3347-7005.5	240998	ATE - Halter	
			→	☐; Fahrzeugproduktionsland Frankreich	24.3347-7006.5	240999	ATE - Halter	
1.33 VVT-i (NSP90_)	74	11/08→12/11	←	☐; 03/09→ 08/11; Fahrzeugproduktionsland Frankreich	24.3541-9569.5	240980	ATE - Halter	
			←	☐; 03/09→ 08/11; Fahrzeugproduktionsland Frankreich	24.3541-9570.5	240981	ATE - Halter	
			→	☐; 03/09→ 08/11; Fahrzeugproduktionsland Frankreich	24.3347-7005.5	240998	ATE - Halter	
			→	☐; 03/09→ 08/11; Fahrzeugproduktionsland Frankreich	24.3347-7006.5	240999	ATE - Halter	
1.3 VVT-i (SCP90_)	64	08/05→11/10	←	☐; 01/06→; Fahrzeugproduktionsland Frankreich	24.3541-9569.5	240980	ATE - Halter	
			←	☐; 01/06→; Fahrzeugproduktionsland Frankreich	24.3541-9570.5	240981	ATE - Halter	
			→	☐; 01/06→; Fahrzeugproduktionsland Frankreich	24.3347-7005.5	240998	ATE - Halter	
			→	☐; 01/06→; Fahrzeugproduktionsland Frankreich	24.3347-7006.5	240999	ATE - Halter	
1.8 VVTi (ZSP90_)	98	01/07→12/11	→	☐; → 08/11; Fahrzeugproduktionsland Frankreich	24.3347-7005.5	240998	ATE - Halter	
			→	☐; → 08/11; Fahrzeugproduktionsland Frankreich	24.3347-7006.5	240999	ATE - Halter	
<b>Feder, Bremssattel</b>								
1.0 GPL (KSP90_)	51	01/06→12/11	←	→ 08/11; Fahrzeugproduktionsland Frankreich	2	11.8116-0264.1	390594	ATE
			→	→ 08/11; Fahrzeugproduktionsland Frankreich	2	11.8116-0340.1	390595	ATE
1.0 VVT-i (KSP90_) 1.4 D-4D (NLP90_)	51 66	08/05→12/11 08/05→12/12	←	01/06→ 08/11; Fahrzeugproduktionsland Frankreich	2	11.8116-0264.1	390594	ATE





















	kw			 	! #		
<b>TOYOTA - YARIS Liftback ( P9 ) 01/05→12/14</b>							
<b>Feder, Bremssattel</b>							
1.0 VVT-i (KSP90_) 1.4 D-4D (NLP90_)	51 66	08/05→12/11 08/05→12/12	➡	01/06→ 08/11; Fahrzeugproduktionsland Frankreich	2	11.8116-0340.1 390595	ATE
1.33 VVT-i (NSP90_)	73	07/10→05/11	⬅	Fahrzeugproduktionsland Frankreich	2	11.8116-0264.1 390594	ATE
			➡	Fahrzeugproduktionsland Frankreich	2	11.8116-0340.1 390595	ATE
1.33 VVT-i (NSP90_)	74	11/08→12/11	⬅	03/09→ 08/11; Fahrzeugproduktionsland Frankreich	2	11.8116-0264.1 390594	ATE
			➡	03/09→ 08/11; Fahrzeugproduktionsland Frankreich	2	11.8116-0340.1 390595	ATE
1.3 VVT-i (SCP90_)	64	08/05→11/10	⬅	01/06→; Fahrzeugproduktionsland Frankreich	2	11.8116-0264.1 390594	ATE
			➡	01/06→; Fahrzeugproduktionsland Frankreich	2	11.8116-0340.1 390595	ATE
1.8 VVTi (ZSP90_)	98	01/07→12/11	➡	→ 08/11; Fahrzeugproduktionsland Frankreich	2	11.8116-0340.1 390595	ATE
<b>Führungshülzensatz, Bremssattel</b>							
1.0 GPL (KSP90_)	51	01/06→12/11	⬅	→ 08/11; Fahrzeugproduktionsland Frankreich		11.0101-5407.2 260011	ATE
			➡	→ 08/11; Fahrzeugproduktionsland Frankreich		11.0101-5407.2 260011	ATE
1.0 VVT-i (KSP90_) 1.4 D-4D (NLP90_)	51 66	08/05→12/11 08/05→12/12	⬅	01/06→ 08/11; Fahrzeugproduktionsland Frankreich		11.0101-5407.2 260011	ATE
			➡	01/06→ 08/11; Fahrzeugproduktionsland Frankreich		11.0101-5407.2 260011	ATE
1.33 VVT-i (NSP90_)	73	07/10→05/11	⬅	Fahrzeugproduktionsland Frankreich		11.0101-5407.2 260011	ATE
			➡	Fahrzeugproduktionsland Frankreich		11.0101-5407.2 260011	ATE
1.33 VVT-i (NSP90_)	74	11/08→12/11	⬅	03/09→ 08/11; Fahrzeugproduktionsland Frankreich		11.0101-5407.2 260011	ATE
			➡	03/09→ 08/11; Fahrzeugproduktionsland Frankreich		11.0101-5407.2 260011	ATE
1.3 VVT-i (SCP90_)	64	08/05→11/10	⬅	01/06→; Fahrzeugproduktionsland Frankreich		11.0101-5407.2 260011	ATE
			➡	01/06→; Fahrzeugproduktionsland Frankreich		11.0101-5407.2 260011	ATE
1.8 VVTi (ZSP90_)	98	01/07→12/11	➡	→ 08/11; Fahrzeugproduktionsland Frankreich		11.0101-5407.2 260011	ATE
<b>Führungsbolzen, Bremssattel</b>							
1.0 GPL (KSP90_) 1.8 VVTi (ZSP90_)	51 98	01/06→12/11 01/07→12/11		→ 08/11; Fahrzeugproduktionsland Frankreich	2	11.8171-0008.1 990049	ATE
1.0 VVT-i (KSP90_) 1.4 D-4D (NLP90_)	51 66	08/05→12/11 08/05→12/12		01/06→ 08/11; Fahrzeugproduktionsland Frankreich	2	11.8171-0008.1 990049	ATE
1.33 VVT-i (NSP90_)	73	07/10→05/11		Fahrzeugproduktionsland Frankreich	2	11.8171-0008.1 990049	ATE
1.33 VVT-i (NSP90_)	74	11/08→12/11		03/09→ 08/11; Fahrzeugproduktionsland Frankreich	2	11.8171-0008.1 990049	ATE
1.3 VVT-i (SCP90_)	64	08/05→11/10		01/06→; Fahrzeugproduktionsland Frankreich	2	11.8171-0008.1 990049	ATE
<b>Bremsschlauch</b>							
1.0 GPL (KSP90_)	51	01/06→12/11	⬅	☐; → 08/11; Fahrzeugproduktionsland Frankreich		24.5286-0488.3 331221	L= 488
			⬅	☐; → 08/11; Fahrzeugproduktionsland Frankreich		24.5286-0489.3 331222	L= 488
			➡	→ 08/11; Fahrzeugproduktionsland Japan	2	24.5235-0200.3 331280	L= 198
			➡	☐; → 08/11; Fahrzeugproduktionsland Frankreich		24.5261-0195.3 331077	L= 195
			➡	☐; → 08/11; Fahrzeugproduktionsland Frankreich		24.5261-0255.3 331078	L= 255
1.0 VVT-i (KSP90_)	51	08/05→12/11	⬅	☐; 01/06→ 08/11; Fahrzeugproduktionsland Frankreich		24.5286-0488.3 331221	L= 488
			⬅	☐; 01/06→ 08/11; Fahrzeugproduktionsland Frankreich		24.5286-0489.3 331222	L= 488
			➡	01/06→ 08/11; Fahrzeugproduktionsland Japan	2	24.5235-0200.3 331280	L= 198
			➡	☐; 01/06→ 08/11; Fahrzeugproduktionsland Frankreich		24.5261-0195.3 331077	L= 195
			➡	☐; 01/06→ 08/11; Fahrzeugproduktionsland Frankreich		24.5261-0255.3 331078	L= 255
1.33 VVT-i (NSP90_)	73	07/10→05/11	⬅	☐; Fahrzeugproduktionsland Frankreich		24.5286-0488.3 331221	L= 488
			⬅	☐; Fahrzeugproduktionsland Frankreich		24.5286-0489.3 331222	L= 488
↓							











	kw			 	! #		
<b>TOYOTA - YARIS Liftback (_P9_) 01/05→12/14</b>							
 <b>Bremsschlauch</b>							
1.33 VVT-i (NSP90_)	73	07/10→05/11	➔	☐; Fahrzeugproduktionsland Frankreich		24.5261-0195.3 331077	L= 195
			➔	☐; Fahrzeugproduktionsland Frankreich		24.5261-0255.3 331078	L= 255
1.33 VVT-i (NSP90_)	74	11/08→12/11	➔	☐; 03/09→ 08/11; Fahrzeugproduktionsland Frankreich		24.5286-0488.3 331221	L= 488
			➔	☐; 03/09→ 08/11; Fahrzeugproduktionsland Frankreich		24.5286-0489.3 331222	L= 488
			➔	☐; 03/09→ 08/11; Fahrzeugproduktionsland Frankreich		24.5261-0195.3 331077	L= 195
			➔	☐; 03/09→ 08/11; Fahrzeugproduktionsland Frankreich		24.5261-0255.3 331078	L= 255
1.3 VVT-i (SCP90_)	64	08/05→11/10	➔	☐; 01/06→; Fahrzeugproduktionsland Frankreich		24.5286-0488.3 331221	L= 488
			➔	☐; 01/06→; Fahrzeugproduktionsland Frankreich		24.5286-0489.3 331222	L= 488
			➔	☐; 01/06→; Fahrzeugproduktionsland Frankreich		24.5261-0195.3 331077	L= 195
			➔	☐; 01/06→; Fahrzeugproduktionsland Frankreich		24.5261-0255.3 331078	L= 255
1.4 D-4D (NLP90_)	66	08/05→12/12	➔	☐; 01/06→ 08/11; Fahrzeugproduktionsland Frankreich		24.5286-0488.3 331221	L= 488
			➔	☐; 01/06→ 08/11; Fahrzeugproduktionsland Frankreich		24.5286-0489.3 331222	L= 488
			➔	☐; 01/06→ 08/11; Fahrzeugproduktionsland Frankreich		24.5261-0195.3 331077	L= 195
			➔	☐; 01/06→ 08/11; Fahrzeugproduktionsland Frankreich		24.5261-0255.3 331078	L= 255
1.8 VVTi (ZSP90_)	98	01/07→12/11	➔	→ 08/11; Fahrzeugproduktionsland Japan	2	24.5235-0200.3 331280	L= 198
<b>TOYOTA - YARIS VERSO (_P2_) 08/99→09/05</b>							
 <b>Bremssattel</b>							
1.3 (NCP20_, NCP22_)	62	11/02→09/05	➔	☐		24.3511-1711.5 240379	- Halter
1.4 D-4D (NLP20_, NLP22_)	55	09/00→09/05	➔	☐		24.3511-1712.5 240380	- Halter
1.5 (NCP21_)	77	03/00→09/05	➔				
1.3 (NCP20_, NCP22_)	63	08/99→10/02	➔	☐; 11/99→		24.3511-1711.5 240379	- Halter
			➔	☐; 11/99→		24.3511-1712.5 240380	- Halter
			➔	☐; 11/99→ 02/01; + ABS		24.3321-1701.5 240906	- Halter
			➔	☐; 11/99→ 02/01; + ABS		24.3321-1702.5 240907	- Halter
1.5 (NCP21_)	78	03/00→09/05	➔	☐; → 03/03		24.3511-1711.5 240379	- Halter
			➔	☐; → 03/03		24.3511-1712.5 240380	- Halter
			➔	☐; → 02/01; + ABS		24.3321-1701.5 240906	- Halter
			➔	☐; → 02/01; + ABS		24.3321-1702.5 240907	- Halter
 <b>Bremsschlauch</b>							
1.3 (NCP20_, NCP22_)	62	11/02→09/05	➔	☐		24.5277-0530.3 331002	L= 530
1.4 D-4D (NLP20_, NLP22_)	55	09/00→09/05	➔	☐		24.5277-0531.3 331003	L= 530
1.5 (NCP21_)	77	03/00→09/05	➔		2	24.5261-0291.3 330994	L= 291
1.3 (NCP20_, NCP22_)	63	08/99→10/02	➔	☐; 11/99→		24.5277-0530.3 331002	L= 530
			➔	☐; 11/99→		24.5277-0531.3 331003	L= 530
			➔	11/99→	2	24.5261-0291.3 330994	L= 291
1.5 (NCP21_)	78	03/00→09/05	➔	☐; → 03/03		24.5277-0530.3 331002	L= 530
			➔	☐; → 03/03		24.5277-0531.3 331003	L= 530
			➔	→ 03/03	2	24.5261-0291.3 330994	L= 291
<b>TOYOTA - YARIS VERSO VAN (_P2_) 03/00→09/05</b>							
 <b>Bremssattel</b>							
1.3 VVTi (NCP22_)	62	04/03→09/05	➔	☐		24.3511-1711.5 240379	- Halter
1.3 VVTi (NCP22_)	63	03/00→09/05	➔	☐		24.3511-1712.5 240380	- Halter
1.4 D4d (NLP22_)	55	10/01→09/05	➔	☐			
 <b>Bremsschlauch</b>							
1.3 VVTi (NCP22_)	62	04/03→09/05	➔	☐		24.5277-0530.3 331002	L= 530
1.3 VVTi (NCP22_)	63	03/00→09/05	➔	☐		24.5277-0531.3 331003	L= 530
1.4 D4d (NLP22_)	55	10/01→09/05	➔				
↓							






































	kw					! #		
<b>TOYOTA - YARIS VERSO VAN ( P2 ) 03/00→09/05</b>								
<b>Bremsschlauch</b>								
1.3 VVTi (NCP22_)	62	04/03→09/05	➔			2	24.5261-0291.3 330994	L= 291
1.3 VVTi (NCP22_)	63	03/00→09/05						
1.4 D4d (NLP22_)	55	10/01→09/05						
<b>VAUXHALL - GRANDLAND X (A18) 06/17→</b>								
<b>Führungsbolzen, Bremssattel</b>								
1.5 Turbo D (75)	96	04/18→	➔				11.8171-0008.1 990049	ATE
<b>Dichtungssatz, Bremssattel</b>								
1.5 Turbo D (75)	96	04/18→	➔				11.0441-6008.2 250038	ATE für Kolben-Ø [mm]: 60
<b>VAUXHALL - ZAFIRA Mk III (P12) 10/11→08/18</b>								
<b>Bremssattel</b>								
1.6 CDTi (75)	100	03/13→08/18	➔		für Bremsscheibendurchmesser [mm]: 300		24.3601-2601.5 241044	ATE - Halter
			➔		für Bremsscheibendurchmesser [mm]: 300		24.3601-2602.5 241045	ATE - Halter
<b>VOLVO - 440 (445) 08/88→12/96</b>								
<b>Feder, Bremssattel</b>								
1.7 Turbo	88	08/88→07/96				2	11.8116-0073.1 390498	ATE
1.7 Turbo	90	01/91→12/96						
2.0	80	08/93→07/96						
2.0	81	08/92→07/95						
<b>Führungshülzensatz, Bremssattel</b>								
1.6	61	09/88→12/96	➔				11.0101-5402.2 260009	ATE
1.7	75	08/89→12/96						
1.7	78	09/88→12/96						
1.8	66	08/91→07/96						
1.8	66	09/95→12/96						
1.9 Turbo-Diesel	66	07/94→12/96						
1.7 Turbo	88	08/88→07/96	➔				11.0101-5407.2 260011	ATE
1.7 Turbo	90	01/91→12/96						
2.0	81	08/92→07/95	➔				11.0101-5402.2 260009	ATE
2.0	80	08/93→07/96	➔				11.0101-5407.2 260011	ATE
<b>Führungsbolzen, Bremssattel</b>								
1.6	61	09/88→12/96	➔			2	11.8171-0008.1 990049	ATE
1.7	75	08/89→12/96						
1.7	78	09/88→12/96						
1.8	66	08/91→07/96						
1.8	66	09/95→12/96						
1.9 Turbo-Diesel	66	07/94→12/96						
1.7 Turbo	88	08/88→07/96				2	11.8171-0008.1 990049	ATE
1.7 Turbo	90	01/91→12/96	➔			2	11.8171-0008.1 990049	ATE
2.0	81	08/92→07/95				2	11.8171-0008.1 990049	ATE
2.0	80	08/93→07/96				2	11.8171-0008.1 990049	ATE
<b>Zubehörsatz, Bremssattel</b>								
1.6	61	09/88→12/96	➔	EKC 006387→			24.0101-3601.2 260044	TRW
1.7	64	09/88→12/96						
1.7	75	08/89→12/96						
1.7	78	09/88→12/96						
2.0	80	08/93→07/96						
1.8	66	08/91→07/96	➔				24.0101-3601.2 260044	TRW
1.8	66	09/95→12/96						
1.9 Turbo-Diesel	66	07/94→12/96						
<b>Bremsschlauch</b>								
1.6	61	09/88→12/96	➔			2	24.5170-0465.3 331331	L= 465
			➔	09/92→; + ABS		2	24.5113-0290.3 331362	L= 290
			➔	- ABS		2	83.6104-0336.3 330451	L= 335
1.7	64	09/88→12/96	➔			2	24.5170-0465.3 331331	L= 465
			➔	09/92→; + ABS		2	24.5113-0290.3 331362	L= 290
			➔	→ 08/92; + ABS		2	83.6104-0295.3 330244	L= 295
			➔	- ABS		2	83.6104-0336.3 330451	L= 335
1.7	75	08/89→12/96	➔			2	24.5170-0465.3 331331	L= 465
1.7	78	09/88→12/96						
↓								

	kw			 	! #		
<b>VOLVO - 440 (445) 08/88→12/96</b>							
 <b>Bremsschlauch</b>							
1.8	66	08/91→07/96	➔	09/92→; + ABS	2	24.5113-0290.3 331362	L= 290
			➔	- ABS; für Fahrzeuge mit Scheibenbremse an der Hinterachse	2	83.6104-0295.3 330244	L= 295
			➔	→ 08/92; + ABS	2	83.6104-0295.3 330244	L= 295
			➔	- ABS; für Fahrzeuge mit Trommelbremse an der Hinterachse	2	83.6104-0336.3 330451	L= 335
1.7 Turbo 1.7 Turbo	88 90	08/88→07/96 01/91→12/96	←		2	24.5170-0465.3 331331	L= 465
			➔	09/92→; + ABS	2	24.5113-0290.3 331362	L= 290
			➔	- ABS	2	83.6104-0295.3 330244	L= 295
			➔	→ 08/92; + ABS	2	83.6104-0295.3 330244	L= 295
1.8 1.9 Turbo-Diesel	66 66	09/95→12/96 07/94→12/96	←		2	24.5170-0465.3 331331	L= 465
			➔	+ ABS	2	24.5113-0290.3 331362	L= 290
			➔	- ABS; für Fahrzeuge mit Scheibenbremse an der Hinterachse	2	83.6104-0295.3 330244	L= 295
			➔	- ABS; für Fahrzeuge mit Trommelbremse an der Hinterachse	2	83.6104-0336.3 330451	L= 335
2.0	80	08/93→07/96	←		2	24.5170-0465.3 331331	L= 465
			➔	+ ABS	2	24.5113-0290.3 331362	L= 290
			➔	- ABS	2	83.6104-0336.3 330451	L= 335
2.0	81	08/92→07/95	←		2	24.5170-0465.3 331331	L= 465
			➔	09/92→; + ABS	2	24.5113-0290.3 331362	L= 290
			➔	- ABS	2	83.6104-0295.3 330244	L= 295
<b>VOLVO - 460 (464) 09/88→12/96</b>							
<b>Feder, Bremssattel</b>							
1.7 Turbo 1.7 Turbo 2.0 2.0	88 90 80 81	08/89→07/96 01/91→07/96 08/93→07/96 08/92→07/95			2	11.8116-0073.1 390498	ATE
<b>Führungshülzensatz, Bremssattel</b>							
1.7 Turbo 1.7 Turbo 2.0	88 90 81	08/89→07/96 01/91→07/96 08/92→07/95	←			11.0101-5407.2 260011	ATE
			➔			11.0101-5402.2 260009	ATE
1.8 1.9 Turbo-Diesel 2.0	66 66 80	08/91→07/96 07/94→07/96 08/93→07/96	➔			11.0101-5402.2 260009	ATE
			←			11.0101-5407.2 260011	ATE
<b>Führungsbolzen, Bremssattel</b>							
1.7 Turbo 1.7 Turbo 2.0 1.8 1.9 Turbo-Diesel 2.0	88 90 81 66 66 80	08/89→07/96 01/91→07/96 08/92→07/95 08/91→07/96 07/94→07/96 08/93→07/96			2	11.8171-0008.1 990049	ATE
			➔		2	11.8171-0008.1 990049	ATE
			➔		2	11.8171-0008.1 990049	ATE
					2	11.8171-0008.1 990049	ATE
<b>Zubehörsatz, Bremssattel</b>							
1.6 1.8 1.9 Turbo-Diesel 2.0	61 66 66 81	07/92→07/96 08/91→07/96 07/94→07/96 08/92→07/95	←			24.0101-3601.2 260044	TRW
1.7 2.0	64 80	09/88→07/96 08/93→07/96	←	EKC 006387→		24.0101-3601.2 260044	TRW
 <b>Bremsschlauch</b>							
1.6	61	07/92→07/96	←		2	24.5170-0465.3 331331	L= 465
			➔	09/92→; + ABS	2	24.5113-0290.3 331362	L= 290
			➔	→ 08/92; + ABS	2	83.6104-0295.3 330244	L= 295
			➔	- ABS	2	83.6104-0336.3 330451	L= 335
1.7	64	09/88→07/96	←		2	24.5170-0465.3 331331	L= 465
			➔	09/92→; + ABS	2	24.5113-0290.3 331362	L= 290
			➔	→ 08/92; - ABS	2	83.6104-0295.3 330244	L= 295
↓							













	kW			 	! #		
<b>VOLVO - 460 (464) 09/88→12/96</b>							
 <b>Bremsschlauch</b>							
1.7	64	09/88→07/96	➔	- ABS	2	83.6104-0336.3 330451	L= 335
1.7 Turbo 2.0	88	08/89→07/96	➔		2	24.5170-0465.3 331331	L= 465
	81	08/92→07/95	➔	09/92→; + ABS	2	24.5113-0290.3 331362	L= 290
1.7 Turbo	90	01/91→07/96	➔		2	24.5170-0465.3 331331	L= 465
			➔	08/92→; + ABS	2	24.5113-0290.3 331362	L= 290
1.8	66	08/91→07/96	➔		2	24.5170-0465.3 331331	L= 465
			➔	09/92→; + ABS	2	24.5113-0290.3 331362	L= 290
			➔	- ABS; für Fahrzeuge mit Scheibenbremse an der Hinterachse	2	83.6104-0295.3 330244	L= 295
			➔	→ 08/92; + ABS	2	83.6104-0295.3 330244	L= 295
			➔	- ABS; für Fahrzeuge mit Trommelbremse an der Hinterachse	2	83.6104-0336.3 330451	L= 335
1.9 Turbo-Diesel	66	07/94→07/96	➔		2	24.5170-0465.3 331331	L= 465
			➔	+ ABS	2	24.5113-0290.3 331362	L= 290
			➔	- ABS; für Fahrzeuge mit Scheibenbremse an der Hinterachse	2	83.6104-0295.3 330244	L= 295
			➔	- ABS; für Fahrzeuge mit Trommelbremse an der Hinterachse	2	83.6104-0336.3 330451	L= 335
2.0	80	08/93→07/96	➔		2	24.5170-0465.3 331331	L= 465
			➔	+ ABS	2	24.5113-0290.3 331362	L= 290
			➔	- ABS	2	83.6104-0336.3 330451	L= 335
<b>VOLVO - 480 (482) 04/86→07/96</b>							
<b>Feder, Bremssattel</b>							
1.7 Turbo	88	08/87→07/96			2	11.8116-0073.1 390498	ATE
1.7 Turbo	90	01/91→07/96					
2.0	81	08/92→09/95					
<b>Führungshülzensatz, Bremssattel</b>							
1.7	75	08/89→07/96	➔			11.0101-5402.2 260009	ATE
1.7 Turbo	88	08/87→07/96	➔			11.0101-5407.2 260011	ATE
	90	01/91→07/96	➔				
2.0	81	08/92→09/95	➔			11.0101-5402.2 260009	ATE
<b>Führungsbolzen, Bremssattel</b>							
1.7	75	08/89→07/96	➔		2	11.8171-0008.1 990049	ATE
1.7 Turbo	88	08/87→07/96			2	11.8171-0008.1 990049	ATE
	90	01/91→07/96	➔		2	11.8171-0008.1 990049	ATE
2.0	81	08/92→09/95	➔		2	11.8171-0008.1 990049	ATE
<b>Zubehörsatz, Bremssattel</b>							
1.7	75	08/89→07/96	➔			24.0101-3601.2 260044	TRW
 <b>Bremsschlauch</b>							
1.7 1.7 Turbo 2.0	75	08/89→07/96	➔		2	24.5170-0465.3 331331	L= 465
	90	01/91→07/96	➔	+ ABS	2	24.5113-0290.3 331362	L= 290
2.0	81	08/92→09/95	➔	- ABS	2	83.6104-0295.3 330244	L= 295
			➔				
1.7 Turbo	88	08/87→07/96	➔		2	24.5170-0465.3 331331	L= 465
			➔	→ EJC 522771; - ABS	2	24.5113-0290.3 331362	L= 290
			➔	+ ABS	2	24.5113-0290.3 331362	L= 290
			➔	EJC 522772→; - ABS	2	83.6104-0295.3 330244	L= 295
<b>VOLVO - 850 (854) 06/91→10/97</b>							
 <b>Bremssattel</b>							
2.0	93	08/94→12/96	➔	☐		24.3571-9971.5 240617	ATE - Halter
2.0	105	06/91→12/96	➔	☐		24.3571-9972.5 240618	ATE - Halter
2.0 Turbo	155	08/93→12/96	➔				
2.3 T5	166	08/93→07/96	➔	☐		24.9238-0097.5 230037	ATE
2.4	106	08/94→12/96	➔				
2.4	125	08/91→12/96	➔	☐		24.9238-0098.5 230038	ATE
2.5 TDI	103	08/95→12/96	➔				
↓							








	kW			 	! #		
<b>VOLVO - 850 (854) 06/91→10/97</b>							
 <b>Bremssattel</b>							
2.3 T5-R	184	08/95→12/96	←	<input type="checkbox"/>		24.3571-9971.5 240617	ATE - Halter
			←	<input type="checkbox"/>		24.3571-9972.5 240618	ATE - Halter
<b>Feder, Bremssattel</b>							
2.0	93	08/94→12/96	←		2	11.8116-0073.1 390498	ATE
2.0	105	06/91→12/96					
2.0 Turbo	155	08/93→12/96					
2.3 T5	166	08/93→07/96					
2.3 T5-R	184	08/95→12/96					
2.4	106	08/94→12/96					
2.4	125	08/91→12/96					
2.5 TDI	103	08/95→12/96					
<b>Führungshülzensatz, Bremssattel</b>							
2.0	93	08/94→12/96	←			11.0101-5407.2 260011	ATE
2.0	105	06/91→12/96					
2.0 Turbo	155	08/93→12/96					
2.3 T5	166	08/93→07/96					
2.3 T5-R	184	08/95→12/96					
2.4	106	08/94→12/96					
2.4	125	08/91→12/96					
2.5 TDI	103	08/95→12/96					
<b>Führungsbolzen, Bremssattel</b>							
2.0	93	08/94→12/96	←		2	11.8171-0008.1 990049	ATE
2.0	105	06/91→12/96					
2.0 Turbo	155	08/93→12/96					
2.3 T5	166	08/93→07/96					
2.3 T5-R	184	08/95→12/96					
2.4	106	08/94→12/96					
2.4	125	08/91→12/96					
2.5 TDI	103	08/95→12/96					
<b>Dichtungssatz, Bremssattel</b>							
2.0	93	08/94→12/96	←			11.0441-5702.2 250033	ATE
2.0	105	06/91→12/96					
2.0 Turbo	155	08/93→12/96	→			13.0441-3815.2 250069	ATE
2.3 T5	166	08/93→07/96				13.0441-3819.2 250072	ATE
2.4	106	08/94→12/96					
2.4	125	08/91→12/96					
2.5 TDI	103	08/95→12/96					
2.3 T5-R	184	08/95→12/96	←			11.0441-5702.2 250033	ATE
			→			13.0441-3819.2 250072	ATE
 <b>Bremsschlauch</b>							
2.0	93	08/94→12/96	←		2	83.6134-0335.3 330277	L= 335
2.0	105	06/91→12/96					
2.0 Turbo	155	08/93→12/96	→		2	24.5201-0204.3 331400	L= 204
2.3 T5	166	08/93→07/96					
2.3 T5-R	184	08/95→12/96					
2.4	106	08/94→12/96					
2.4	125	08/91→12/96					
2.5 TDI	103	08/95→12/96					
<b>VOLVO - 850 Kombi (855) 04/92→10/97</b>							
 <b>Bremssattel</b>							
2.0	93	08/94→12/96	←	<input type="checkbox"/>		24.3571-9971.5 240617	ATE - Halter
2.0	105	02/93→12/96					
2.0 Turbo	155	02/93→12/96	←	<input type="checkbox"/>		24.3571-9972.5 240618	ATE - Halter
2.3 T5	166	02/93→12/96	→	<input type="checkbox"/>		24.9238-0097.5 230037	ATE
2.4	106	08/94→12/96					
2.4	125	09/92→12/96	→	<input type="checkbox"/>		24.9238-0098.5 230038	ATE
2.5 TDI	103	08/95→12/96					
2.3 T5-R	184	08/95→12/96	←	<input type="checkbox"/>		24.3571-9971.5 240617	ATE - Halter
2.4 AWD	142	04/96→12/96	←	<input type="checkbox"/>		24.3571-9972.5 240618	ATE - Halter
<b>Feder, Bremssattel</b>							
2.0	93	08/94→12/96	←		2	11.8116-0073.1 390498	ATE
2.0	105	02/93→12/96					
2.0 Turbo	155	02/93→12/96					
2.3 T5	166	02/93→12/96					
2.3 T5-R	184	08/95→12/96					
2.4	106	08/94→12/96					
2.4	125	09/92→12/96					
2.4 AWD	142	04/96→12/96					
2.5 TDI	103	08/95→12/96					
↓							











	kw			 	! #		
<b>VOLVO - 850 Kombi (855) 04/92→10/97</b>							
<b>Führungshülzensatz, Bremssattel</b>							
2.0	93	08/94→12/96	←			11.0101-5407.2 260011	ATE
2.0	105	02/93→12/96					
2.0 Turbo	155	02/93→12/96					
2.3 T5	166	02/93→12/96					
2.3 T5-R	184	08/95→12/96					
2.4	106	08/94→12/96					
2.4	125	09/92→12/96					
2.4 AWD	142	04/96→12/96					
2.5 TDI	103	08/95→12/96					
<b>Führungsbolzen, Bremssattel</b>							
2.0	93	08/94→12/96	←		2	11.8171-0008.1 990049	ATE
2.0	105	02/93→12/96					
2.0 Turbo	155	02/93→12/96					
2.3 T5	166	02/93→12/96					
2.3 T5-R	184	08/95→12/96					
2.4	106	08/94→12/96					
2.4	125	09/92→12/96					
2.4 AWD	142	04/96→12/96					
2.5 TDI	103	08/95→12/96					
<b>Dichtungssatz, Bremssattel</b>							
2.0	93	08/94→12/96	←			11.0441-5702.2 250033	ATE
2.0	105	02/93→12/96					
2.0 Turbo	155	02/93→12/96	→			13.0441-3815.2 250069	ATE
2.3 T5	166	02/93→12/96				13.0441-3819.2 250072	ATE
2.4	106	08/94→12/96					
2.4	125	09/92→12/96					
2.5 TDI	103	08/95→12/96					
2.3 T5-R	184	08/95→12/96	←			11.0441-5702.2 250033	ATE
			→			13.0441-3819.2 250072	ATE
2.4 AWD	142	04/96→12/96	←			11.0441-5702.2 250033	ATE
<b> Bremsschlauch</b>							
2.0	93	08/94→12/96	←		2	83.6134-0335.3 330277	L= 335
2.0	105	02/93→12/96					
2.0 Turbo	155	02/93→12/96	→		2	24.5201-0204.3 331400	L= 204
2.3 T5	166	02/93→12/96					
2.3 T5-R	184	08/95→12/96					
2.4	106	08/94→12/96					
2.4	125	09/92→12/96					
2.5 TDI	103	08/95→12/96					
2.4 AWD	142	04/96→12/96	←		2	83.6134-0335.3 330277	L= 335
			→		2	83.6134-0270.3 330779	L= 270
						83.6134-0300.3 330725	L= 300
<b>VOLVO - 940 II (944) 08/94→12/98</b>							
<b> Bremssattel</b>							
2.0 Turbo	114	04/96→10/98	←	☐		24.3571-1707.5 240079	TRW - Halter
2.3	85	08/94→07/95					
2.3	96	08/94→10/98	←	☐		24.3571-1708.5 240080	TRW - Halter
2.3 ti	99	01/95→10/98	→			13.2401-0028.2 210046	ATE
2.3 Turbo	121	08/94→10/98				24.9238-0088.5 230036	ATE
2.4 TD Interc.	90	08/94→10/98	→			24.9238-0087.5 230035	ATE
				☐; nicht für Multi-link Achse			
				☐; nicht für Multi-link Achse			
<b>Dichtungssatz, Bremssattel</b>							
2.0 Turbo	114	04/96→10/98	→	nicht für Multi-link Achse		13.0441-3815.2 250069	ATE
2.3	85	08/94→07/95				13.0441-3819.2 250072	ATE
2.3	96	08/94→10/98				13.0441-4014.2 250079	ATE
2.3 ti	99	01/95→10/98					
2.3 Turbo	121	08/94→10/98					
2.4 TD Interc.	90	08/94→10/98					
<b>Zubehörsatz, Bremssattel</b>							
2.0 Turbo	114	04/96→10/98	←			24.0101-3601.2 260044	TRW
2.3	85	08/94→07/95					
2.3	96	08/94→10/98					
2.3 ti	99	01/95→10/98					
2.3 Turbo	121	08/94→10/98					
2.4 TD Interc.	90	08/94→10/98					
<b> Bremsschlauch</b>							
2.0 Turbo	114	04/96→10/98	←		2	83.6134-0335.3 330277	L= 335
2.3	85	08/94→07/95					
2.3	96	08/94→10/98	→		2	83.6124-0305.3 330723	L= 305
↓							












	kW					! #		
<b>VOLVO - 940 II (944) 08/94→12/98</b>								
 <b>Bremsschlauch</b>								
2.3 ti	99	01/95→10/98	←			2	83.6134-0335.3 330277	L= 335
2.3 Turbo	121	08/94→10/98	→			2	83.6124-0305.3 330723	L= 305
2.4 TD Interc.	90	08/94→10/98						
<b>VOLVO - 940 II Kombi (945) 09/90→10/98</b>								
 <b>Bremssattel</b>								
2.0 Turbo	114	04/96→10/98	←	<input type="checkbox"/>			24.3571-1707.5 240079	TRW - Halter
2.3	85	08/94→07/95	←	<input type="checkbox"/>			24.3571-1708.5 240080	TRW - Halter
2.3	96	08/94→10/98						
2.3 ti	99	01/95→10/98	→	<input type="checkbox"/>	☐; nicht für Multi-link Achse		13.2401-0028.2 210046	ATE
2.3 Turbo	121	08/94→10/98	→	<input type="checkbox"/>	☐; nicht für Multi-link Achse		24.9238-0088.5 230036	ATE
2.4 TD Interc.	90	08/94→10/98						
<b>Dichtungssatz, Bremssattel</b>								
2.0 Turbo	114	04/96→10/98	→		nicht für Multi-link Achse		13.0441-3815.2 250069	ATE
2.3	85	08/94→07/95	→				13.0441-3819.2 250072	ATE
2.3	96	08/94→10/98						
2.3 ti	99	01/95→10/98						
2.3 Turbo	121	08/94→10/98	→				13.0441-4014.2 250079	ATE
2.4 TD Interc.	90	08/94→10/98						
<b>Zubehörsatz, Bremssattel</b>								
2.0 Turbo	114	04/96→10/98	←				24.0101-3601.2 260044	TRW
2.3	85	08/94→07/95	←					
2.3	96	08/94→10/98						
2.3 ti	99	01/95→10/98						
2.3 Turbo	121	08/94→10/98						
2.4 TD Interc.	90	08/94→10/98						
 <b>Bremsschlauch</b>								
2.0 Turbo	114	04/96→10/98	←			2	83.6134-0335.3 330277	L= 335
2.3	85	08/94→07/95	→			2	83.6124-0305.3 330723	L= 305
2.3	96	08/94→10/98						
2.3 ti	99	01/95→10/98						
2.3 Turbo	121	08/94→10/98						
2.4 TD Interc.	90	08/94→10/98						
<b>VOLVO - 940 Kombi (945) 08/90→10/95</b>								
 <b>Bremssattel</b>								
2.4 D	60	08/90→07/95	←	<input type="checkbox"/>	☐; → 12/91; + ABS		24.3571-1707.5 240079	TRW - Halter
			←	<input type="checkbox"/>	☐; → 12/91; + ABS		24.3571-1708.5 240080	TRW - Halter
			→	<input type="checkbox"/>	☐; nicht für Multi-link Achse		13.2401-0028.2 210046	ATE
			→	<input type="checkbox"/>	☐; nicht für Multi-link Achse		24.9238-0088.5 230036	ATE
			→	<input type="checkbox"/>	☐; nicht für Multi-link Achse		24.9238-0087.5 230035	ATE
<b>Dichtungssatz, Bremssattel</b>								
2.4 D	60	08/90→07/95	→		nicht für Multi-link Achse; nur in Verbindung mit: 13.2381-0087/-0088.2 / 24.9238-0087/-0088.2		13.0441-3815.2 250069	ATE
			→		nicht für Multi-link Achse		13.0441-3819.2 250072	ATE
			→		nicht für Multi-link Achse; nur in Verbindung mit: 13.2401-0027/-0028.2 / 24.9240-0027/-0028.2		13.0441-4014.2 250079	ATE
<b>Zubehörsatz, Bremssattel</b>								
2.4 D	60	08/90→07/95	←		→ 12/91; - ABS		24.0101-3401.2 260043	TRW
			←		→ 12/91; + ABS		24.0101-3601.2 260044	TRW
 <b>Bremsschlauch</b>								
2.4 D	60	08/90→07/95	←		→ 12/91	2	83.6134-0335.3 330277	L= 335
			←		01/92→	2	83.6134-0335.3 330277	L= 335
			→			2	83.6124-0305.3 330723	L= 305
<b>VOLVO - 960 II (964) 07/94→12/96</b>								
 <b>Bremssattel</b>								
2.5	125	07/94→12/96	←	<input type="checkbox"/>	☐; 08/94→		24.3571-1707.5 240079	TRW - Halter
2.9	150	07/94→12/96	←	<input type="checkbox"/>	☐; 08/94→		24.3571-1708.5 240080	TRW - Halter
↓								



	kw					! #		
<b>VOLVO - 960 II (964) 07/94→12/96</b>								
 <b>Bremssattel</b>								
2.5 2.9	125 150	07/94→12/96 07/94→12/96	➔	☐; 08/94→; nicht für Multi-link Achse		13.2401-0028.2	210046	ATE
<b>Dichtungssatz, Bremssattel</b>								
2.5 2.9	125 150	07/94→12/96 07/94→12/96	➔	08/94→; nicht für Multi-link Achse		13.0441-4014.2	250079	ATE
<b>Zubehörsatz, Bremssattel</b>								
2.5 2.9	125 150	07/94→12/96 07/94→12/96	➔	08/94→		24.0101-3601.2	260044	TRW
 <b>Bremsschlauch</b>								
2.5 2.9	125 150	07/94→12/96 07/94→12/96	➔	01/95→	2	83.6124-0380.3	330268	L= 380
			➔	08/94→ 12/94	2	83.6134-0335.3	330277	L= 335
			➔	08/94→	2	83.6134-0300.3	330725	L= 300
<b>VOLVO - 960 II Kombi (965) 07/94→12/96</b>								
 <b>Bremssattel</b>								
2.5 2.9	125 150	08/94→12/96 09/94→12/96	➔	☐		24.3571-1707.5	240079	TRW - Halter
			➔	☐		24.3571-1708.5	240080	TRW - Halter
			➔	☐; nicht für Multi-link Achse		13.2401-0028.2	210046	ATE
<b>Dichtungssatz, Bremssattel</b>								
2.5 2.9	125 150	08/94→12/96 09/94→12/96	➔	nicht für Multi-link Achse		13.0441-4014.2	250079	ATE
<b>Zubehörsatz, Bremssattel</b>								
2.5 2.9	125 150	08/94→12/96 09/94→12/96	➔			24.0101-3601.2	260044	TRW
 <b>Bremsschlauch</b>								
2.5 2.9	125 150	08/94→12/96 09/94→12/96	➔	01/95→	2	83.6124-0380.3	330268	L= 380
			➔	→ 12/94	2	83.6134-0335.3	330277	L= 335
			➔		2	83.6134-0300.3	330725	L= 300
<b>VOLVO - C30 (533) 09/06→12/13</b>								
 <b>Bremssattel</b>								
1.6 1.6 D 1.6 D2 1.8 2.0 2.0 D 2.0 FlexFuel 2.4 i D3 D4 D5 D5 T5 T5	74 80 84 92 107 100 107 125 110 130 120 132 162 169	10/06→12/12 10/06→12/12 10/10→12/12 10/06→12/12 10/06→12/12 10/06→12/12 01/10→12/12 10/06→12/12 10/10→12/12 10/10→12/12 10/06→12/12 10/06→12/12 10/06→12/12 03/07→12/12	➔	☐; Felgenreöße [Zoll]: 15 / 16		24.3571-9813.5	240557	ATE - Halter
			➔	☐; Felgenreöße [Zoll]: 15 / 16		24.3571-9814.5	240558	ATE - Halter
			➔	☐; → 146186		24.3387-7015.5	241007	ATE - Halter
			➔	☐; → 146186		24.3387-7016.5	241008	ATE - Halter
			➔	☐; 146187→		24.3387-7099.5	241017	ATE - Halter
			➔	☐; 146187→		24.3387-7100.5	241018	ATE - Halter
1.8 FlexFuel	92	01/07→12/12	➔	☐; 04/07→; Felgenreöße [Zoll]: 15 / 16		24.3571-9813.5	240557	ATE - Halter
			➔	☐; 04/07→; Felgenreöße [Zoll]: 15 / 16		24.3571-9814.5	240558	ATE - Halter
			➔	☐; 04/07→; → 146186		24.3387-7015.5	241007	ATE - Halter
			➔	☐; 04/07→; → 146186		24.3387-7016.5	241008	ATE - Halter
			➔	☐; 146187→		24.3387-7099.5	241017	ATE - Halter
			➔	☐; 146187→		24.3387-7100.5	241018	ATE - Halter
Electric Electric	82 89	12/10→12/12 12/10→12/12	➔	☐; Felgenreöße [Zoll]: 15 / 16		24.3571-9813.5	240557	ATE - Halter
			➔	☐; Felgenreöße [Zoll]: 15 / 16		24.3571-9814.5	240558	ATE - Halter
			➔	☐; 128→		24.3387-7015.5	241007	ATE - Halter
			➔	☐; 128→		24.3387-7016.5	241008	ATE - Halter
			➔	☐; → 127		24.3387-7099.5	241017	ATE - Halter
			➔	☐; → 127		24.3387-7100.5	241018	ATE - Halter
<b>Halter, Bremssattel</b>								
1.6 ↓	74	10/06→12/12	➔	Felgenreöße [Zoll]: 15 / 16		11.0230-0818.1	260135	ATE

	kW			 	! #		
<b>VOLVO - C30 (533) 09/06→12/13</b>							
<b>Halter, Bremssattel</b>							
1.6 D	80	10/06→12/12	➔	→ 146186		11.0230-0698.2 260091	ATE
1.6 D2	84	10/10→12/12					
1.8	92	10/06→12/12	➔	146187→		11.0230-0698.2 260091	ATE
2.0	107	10/06→12/12					
2.0 D	100	10/06→12/12					
2.0 FlexFuel	107	01/10→12/12					
2.4 i	125	10/06→12/12					
D3	110	10/10→12/12					
D4	130	10/10→12/12					
D5	120	10/06→12/12					
D5	132	10/06→12/12					
T5	162	10/06→12/12					
T5	169	03/07→12/12					
1.8 FlexFuel	92	01/07→12/12	➔	04/07→; Felgengröße [Zoll]: 15 / 16		11.0230-0818.1 260135	ATE
			➔	04/07→; → 146186		11.0230-0698.2 260091	ATE
			➔	146187→		11.0230-0698.2 260091	ATE
Electric	82	12/10→12/12	➔	Felgengröße [Zoll]: 15 / 16		11.0230-0818.1 260135	ATE
Electric	89	12/10→12/12	➔	128→		11.0230-0698.2 260091	ATE
			➔	→ 127		11.0230-0698.2 260091	ATE
<b>Feder, Bremssattel</b>							
1.6	74	10/06→12/12		→ 146186	2	11.8116-0340.1 390595	ATE
1.6 D	80	10/06→12/12					
1.6 D2	84	10/10→12/12		146187→	2	11.8116-0340.1 390595	ATE
1.8	92	10/06→12/12	➔		2	11.8116-0356.1 390586	ATE
2.0	107	10/06→12/12					
2.0 D	100	10/06→12/12					
2.0 FlexFuel	107	01/10→12/12					
2.4 i	125	10/06→12/12					
D3	110	10/10→12/12					
D4	130	10/10→12/12					
D5	120	10/06→12/12					
D5	132	10/06→12/12					
T5	162	10/06→12/12					
T5	169	03/07→12/12					
1.8 FlexFuel	92	01/07→12/12		146187→	2	11.8116-0340.1 390595	ATE
				04/07→; → 146186	2	11.8116-0340.1 390595	ATE
			➔	04/07→	2	11.8116-0356.1 390586	ATE
Electric	82	12/10→12/12		128→	2	11.8116-0340.1 390595	ATE
Electric	89	12/10→12/12		→ 127	2	11.8116-0340.1 390595	ATE
			➔		2	11.8116-0356.1 390586	ATE
<b>Führungshülzensatz, Bremssattel</b>							
1.6	74	10/06→12/12	➔			11.0101-5407.2 260011	ATE
1.6 D	80	10/06→12/12					
1.6 D2	84	10/10→12/12	➔	146187→		11.0101-5407.2 260011	ATE
1.8	92	10/06→12/12	➔	→ 146186		11.0101-5407.2 260011	ATE
2.0	107	10/06→12/12					
2.0 D	100	10/06→12/12					
2.0 FlexFuel	107	01/10→12/12					
2.4 i	125	10/06→12/12					
D3	110	10/10→12/12					
D4	130	10/10→12/12					
D5	120	10/06→12/12					
D5	132	10/06→12/12					
T5	162	10/06→12/12					
T5	169	03/07→12/12					
1.8 FlexFuel	92	01/07→12/12	➔	04/07→		11.0101-5407.2 260011	ATE
			➔	04/07→; → 146186		11.0101-5407.2 260011	ATE
			➔	146187→		11.0101-5407.2 260011	ATE
Electric	82	12/10→12/12	➔			11.0101-5407.2 260011	ATE
Electric	89	12/10→12/12	➔	128→		11.0101-5407.2 260011	ATE
			➔	→ 127		11.0101-5407.2 260011	ATE
<b>Führungsbolzen, Bremssattel</b>							
1.6	74	10/06→12/12		→ 146186	2	11.8171-0008.1 990049	ATE
1.6 D	80	10/06→12/12					
1.6 D2	84	10/10→12/12		146187→	2	11.8171-0008.1 990049	ATE
1.8	92	10/06→12/12			2	11.8171-0008.1 990049	ATE
2.0	107	10/06→12/12					
2.0 D	100	10/06→12/12					
2.0 FlexFuel	107	01/10→12/12					
2.4 i	125	10/06→12/12					
↓							

	kW					! #		
<b>VOLVO - C30 (533) 09/06→12/13</b>								
<b>Führungsbolzen, Bremsattel</b>								
D3	110	10/10→12/12		→ 146186		2	11.8171-0008.1 990049	ATE
D4	130	10/10→12/12				2	11.8171-0008.1 990049	ATE
D5	120	10/06→12/12		146187→		2	11.8171-0008.1 990049	ATE
D5	132	10/06→12/12				2	11.8171-0008.1 990049	ATE
T5	162	10/06→12/12						
T5	169	03/07→12/12						
1.8 FlexFuel	92	01/07→12/12		146187→		2	11.8171-0008.1 990049	ATE
				04/07→		2	11.8171-0008.1 990049	ATE
				04/07→; → 146186		2	11.8171-0008.1 990049	ATE
Electric	82	12/10→12/12		128→		2	11.8171-0008.1 990049	ATE
Electric	89	12/10→12/12		→ 127		2	11.8171-0008.1 990049	ATE
						2	11.8171-0008.1 990049	ATE
<b> Bremsschlauch</b>								
1.6	74	10/06→12/12	←			2	83.7716-0398.3 330987	L= 395
1.6 D	80	10/06→12/12						
1.6 D2	84	10/10→12/12	→			2	83.7788-0383.3 330972	L= 382
1.8	92	10/06→12/12						
2.0	107	10/06→12/12						
2.0 D	100	10/06→12/12						
2.0 FlexFuel	107	01/10→12/12						
2.4 i	125	10/06→12/12						
D3	110	10/10→12/12						
D4	130	10/10→12/12						
D5	120	10/06→12/12						
D5	132	10/06→12/12						
Electric	82	12/10→12/12						
Electric	89	12/10→12/12						
T5	162	10/06→12/12						
T5	169	03/07→12/12						
1.8 FlexFuel	92	01/07→12/12	←	04/07→		2	83.7716-0398.3 330987	L= 395
			→	04/07→		2	83.7788-0383.3 330972	L= 382
<b>VOLVO - C70 I Cabriolet (873) 03/98→10/05</b>								
<b> Bremssattel</b>								
2.0	132	03/98→10/05	←	☐			24.3571-9971.5 240617	ATE - Halter
2.0 T	120	03/00→10/05						
2.0 T	166	03/98→10/05	←	☐			24.3571-9972.5 240618	ATE - Halter
2.3 T5	176	03/98→10/05	→	☐			24.9238-0097.5 230037	ATE
2.3 T5	180	07/02→10/05						
2.4	125	06/98→10/05	→	☐			24.9238-0098.5 230038	ATE
2.4 T	142	03/98→10/05						
2.4 T	147	07/02→10/05						
<b>Feder, Bremsattel</b>								
2.0	132	03/98→10/05				2	11.8116-0073.1 390498	ATE
2.0 T	120	03/00→10/05						
2.0 T	166	03/98→10/05						
2.3 T5	176	03/98→10/05						
2.3 T5	180	07/02→10/05						
2.4	125	06/98→10/05						
2.4 T	142	03/98→10/05						
2.4 T	147	07/02→10/05						
<b>Dichtungssatz, Bremsattel</b>								
2.0	132	03/98→10/05	→				13.0441-3815.2 250069	ATE
2.0 T	120	03/00→10/05						
2.0 T	166	03/98→10/05						
2.3 T5	176	03/98→10/05						
2.3 T5	180	07/02→10/05						
2.4	125	06/98→10/05						
2.4 T	142	03/98→10/05						
2.4 T	147	07/02→10/05						
<b> Bremsschlauch</b>								
2.0	132	03/98→10/05		am Bremsattel		2	83.6113-0331.3 330982	L= 330
2.0 T	166	03/98→10/05						
2.3 T5	176	03/98→10/05	←	Felgenreöße [Zoll]: 16		2	24.5170-0361.3 331310	L= 361
2.4	125	06/98→10/05	←	Felgenreöße [Zoll]: 15		2	83.6134-0335.3 330277	L= 335
2.4 T	142	03/98→10/05	→	→ 1209		2	24.5201-0204.3 331400	L= 204
			→	1210→		2	83.6204-0180.3 330547	L= 180
2.0 T	120	03/00→10/05		am Bremsattel		2	83.6113-0331.3 330982	L= 330
2.3 T5	180	07/02→10/05	←	Felgenreöße [Zoll]: 16		2	24.5170-0361.3 331310	L= 361
2.4 T	147	07/02→10/05	←	Felgenreöße [Zoll]: 15		2	83.6134-0335.3 330277	L= 335
↓								

	kW			 	! #		
<b>VOLVO - C70 I Cabriolet (873) 03/98→10/05</b>							
 <b>Bremsschlauch</b>							
2.0 T 2.3 T5 2.4 T	120 180 147	03/00→10/05 07/02→10/05 07/02→10/05	➔		2	83.6204-0180.3 330547	L= 180
<b>VOLVO - C70 I Coupe (872) 03/97→09/02</b>							
 <b>Bremsattel</b>							
2.0 2.0 T 2.0 T 2.3 T-5 2.4 2.4 T	132 120 166 176 121 142	03/97→09/02 03/00→09/02 03/97→09/02 03/97→09/02 03/99→09/02 03/97→09/02	← ← ← ➔ ➔ ➔	☐ ☐ ☐ ☐ ☐ ☐		24.3571-9971.5 240617 24.3571-9972.5 240618 24.9238-0097.5 230037 24.9238-0098.5 230038 24.3571-9971.5 240617 24.3571-9972.5 240618 24.9238-0097.5 230037 24.9238-0098.5 230038	ATE - Halter ATE - Halter ATE ATE ATE - Halter ATE - Halter ATE ATE
2.4	125	05/99→09/02	← ← ➔ ➔	☐; 11/99→ ☐; 11/99→ ☐; 11/99→ ☐; 11/99→		24.3571-9971.5 240617 24.3571-9972.5 240618 24.9238-0097.5 230037 24.9238-0098.5 230038	ATE - Halter ATE - Halter ATE ATE
<b>Feder, Bremsattel</b>							
2.0 2.0 T 2.0 T 2.3 T-5 2.4 2.4 T 2.4	132 120 166 176 121 142 125	03/97→09/02 03/00→09/02 03/97→09/02 03/97→09/02 03/99→09/02 03/97→09/02 05/99→09/02			2	11.8116-0073.1 390498	ATE ATE ATE ATE ATE ATE ATE
<b>Dichtungssatz, Bremsattel</b>							
2.0 2.0 T 2.0 T 2.3 T-5 2.4 2.4 T 2.4	132 120 166 176 121 142 125	03/97→09/02 03/00→09/02 03/97→09/02 03/97→09/02 03/99→09/02 03/97→09/02 05/99→09/02	➔			13.0441-3819.2 250072	ATE ATE ATE ATE ATE ATE ATE
 <b>Bremsschlauch</b>							
2.0 2.0 T 2.3 T-5 2.4 T	132 166 176 142	03/97→09/02 03/97→09/02 03/97→09/02 03/97→09/02		am Bremsattel → 10849 10850→	2	83.6113-0331.3 330982 24.5201-0204.3 331400 83.6204-0180.3 330547	L= 330 L= 204 L= 180
2.0 T 2.4	120 121	03/00→09/02 03/99→09/02		am Bremsattel	2	83.6113-0331.3 330982 83.6204-0180.3 330547	L= 330 L= 180
2.4	125	05/99→09/02	➔	am Bremsattel; 11/99→ 11/99→	2	83.6113-0331.3 330982 83.6204-0180.3 330547	L= 330 L= 180
<b>VOLVO - C70 II Cabriolet (542) 03/06→12/13</b>							
 <b>Bremsattel</b>							
2.0 D	100	01/08→10/09	← ← ← ← ➔ ➔ ➔ ➔	☐; 06/08→; Felgenreöße [Zoll]: 15 / 16 ☐; 06/08→; Felgenreöße [Zoll]: 15 / 16 ☐; 06/08→; Felgenreöße [Zoll]: 17 ☐; 06/08→; Felgenreöße [Zoll]: 17 ☐; 06/08→; → 77106 ☐; 06/08→; → 77106 ☐; 77107→ ☐; 77107→		24.3571-9813.5 240557 24.3571-9814.5 240558 24.3576-9975.5 241042 24.3576-9976.5 241043 24.3387-7015.5 241007 24.3387-7016.5 241008 24.3387-7099.5 241017 24.3387-7100.5 241018	ATE - Halter ATE - Halter ATE - Halter ATE - Halter ATE - Halter ATE - Halter ATE - Halter ATE - Halter
2.4 2.4 D 2.4 i D3 D4 D5 T5 T5	103 120 125 110 130 132 162 169	03/06→10/09 03/07→06/13 03/06→10/09 10/10→06/13 10/10→06/13 03/06→06/13 03/06→02/07 03/07→06/13	← ← ← ← ➔ ➔ ➔ ➔	☐; Felgenreöße [Zoll]: 15 / 16 ☐; Felgenreöße [Zoll]: 15 / 16 ☐; Felgenreöße [Zoll]: 17 ☐; Felgenreöße [Zoll]: 17 ☐; → 77106 ☐; → 77106 ☐; 77107→ ☐; 77107→		24.3571-9813.5 240557 24.3571-9814.5 240558 24.3576-9975.5 241042 24.3576-9976.5 241043 24.3387-7015.5 241007 24.3387-7016.5 241008 24.3387-7099.5 241017 24.3387-7100.5 241018	ATE - Halter ATE - Halter ATE - Halter ATE - Halter ATE - Halter ATE - Halter ATE - Halter ATE - Halter
↓							

**VOLVO - C70 II Cabriolet (542) 03/06→12/13**

**Halter, Bremssattel**

2.0 D	100	01/08→10/09	←	06/08→; Felgengröße [Zoll]: 15 / 16	11.0230-0818.1	260135	ATE
			→	06/08→; → 77106	11.0230-0698.2	260091	ATE
			→	77107→	11.0230-0698.2	260091	ATE
2.4	103	03/06→10/09	←	Felgengröße [Zoll]: 15 / 16	11.0230-0818.1	260135	ATE
2.4 D	120	03/07→06/13	→	→ 77106	11.0230-0698.2	260091	ATE
2.4 i	125	03/06→10/09	→	→ 77106	11.0230-0698.2	260091	ATE
D3	110	10/10→06/13	→	77107→	11.0230-0698.2	260091	ATE
D4	130	10/10→06/13					
D5	132	03/06→06/13					
T5	162	03/06→02/07					
T5	169	03/07→06/13					

**Feder, Bremssattel**

2.0 D	100	01/08→10/09		77107→	2	11.8116-0340.1	390595	ATE
			←	06/08→; Felgengröße [Zoll]: 17	2	11.8116-0345.2	390596	ATE
			←	06/08→	2	11.8116-0356.1	390586	ATE
			→	06/08→; → 77106	2	11.8116-0340.1	390595	ATE
2.4	103	03/06→10/09		77107→	2	11.8116-0340.1	390595	ATE
2.4 D	120	03/07→06/13	←	Felgengröße [Zoll]: 17	2	11.8116-0345.2	390596	ATE
2.4 i	125	03/06→10/09	←		2	11.8116-0356.1	390586	ATE
D3	110	10/10→06/13	←		2	11.8116-0356.1	390586	ATE
D4	130	10/10→06/13	→	→ 77106	2	11.8116-0340.1	390595	ATE
D5	132	03/06→06/13						
T5	162	03/06→02/07						
T5	169	03/07→06/13						

**Führungshülzensatz, Bremssattel**

2.0 D	100	01/08→10/09	→	06/08→; → 77106	11.0101-5407.2	260011	ATE
			→	77107→	11.0101-5407.2	260011	ATE
2.4	103	03/06→10/09	→	77107→	11.0101-5407.2	260011	ATE
2.4 D	120	03/07→06/13	→	→ 77106	11.0101-5407.2	260011	ATE
2.4 i	125	03/06→10/09					
D3	110	10/10→06/13					
D4	130	10/10→06/13					
D5	132	03/06→06/13					
T5	162	03/06→02/07					
T5	169	03/07→06/13					

**Führungsbolzen, Bremssattel**

2.0 D	100	01/08→10/09		77107→	2	11.8171-0008.1	990049	ATE
				06/08→; → 77106	2	11.8171-0008.1	990049	ATE
2.4	103	03/06→10/09		→ 77106	2	11.8171-0008.1	990049	ATE
2.4 D	120	03/07→06/13						
2.4 i	125	03/06→10/09		77107→	2	11.8171-0008.1	990049	ATE
D3	110	10/10→06/13						
D4	130	10/10→06/13						
D5	132	03/06→06/13						
T5	162	03/06→02/07						
T5	169	03/07→06/13						











**Bremsschlauch**

2.0 D	100	01/08→10/09	←	06/08→	2	83.7716-0398.3	330987	L= 395
			→	06/08→	2	83.7788-0383.3	330972	L= 382
2.4	103	03/06→10/09	←		2	83.7716-0398.3	330987	L= 395
2.4 i	125	03/06→10/09	→		2	83.7788-0383.3	330972	L= 382
D5	132	03/06→06/13						
2.4 D	120	03/07→06/13	←	Felgengröße [Zoll]: 15 / 16	2	83.7716-0398.3	330987	L= 395
			←	Felgengröße [Zoll]: 17	2	83.7788-0414.3	330988	L= 411
D4	130	10/10→06/13	→		2	83.7788-0383.3	330972	L= 382
D3	110	10/10→06/13	←		2	83.7788-0383.3	330972	L= 382
			→		2	83.7788-0383.3	330972	L= 382
T5	162	03/06→02/07	←		2	83.7788-0414.3	330988	L= 411
			→		2	83.7788-0383.3	330972	L= 382
T5	169	03/07→06/13						








**VOLVO - S40 I (644) 07/95→12/04**










**Bremssattel**

1.6	77	09/95→08/99	←	☐; → 08/97	24.3541-1783.5	240269	TRW - Halter
1.8	85	07/95→08/99	←	☐; → 08/97	24.3541-1784.5	240270	TRW - Halter
1.9 T4	147	05/97→07/00					
1.9 TD	66	07/95→08/99					
↓							









	kw			 	! #		
<b>VOLVO - S40 I (644) 07/95→12/04</b>							
 <b>Bremssattel</b>							
2.0	100	07/95→12/03	←	☐; 09/97→		24.3541-1785.5 240271	TRW - Halter
2.0	103	07/95→08/99	←	☐; 09/97→		24.3541-1786.5 240272	TRW - Halter
			→	☐; → 426760		24.3384-1721.5 240255	TRW - Halter
			→	☐; → 426760		24.3384-1722.5 240256	TRW - Halter
			→	☐; 426761→		24.3384-1743.5 240319	TRW - Halter
			→	☐; 426761→		24.3384-1744.5 240320	TRW - Halter
1.6	80	03/99→12/03	←	☐		24.3541-1785.5 240271	TRW - Halter
1.8	90	03/99→12/03	←	☐		24.3541-1786.5 240272	TRW - Halter
1.8 i	92	03/98→12/03	←	☐		24.3541-1786.5 240272	TRW - Halter
1.9 DI	70	03/99→07/00	→	☐; → 426760		24.3384-1721.5 240255	TRW - Halter
			→	☐; → 426760		24.3384-1722.5 240256	TRW - Halter
			→	☐; 426761→		24.3384-1743.5 240319	TRW - Halter
			→	☐; 426761→		24.3384-1744.5 240320	TRW - Halter
1.8 i	90	06/01→12/03	←	☐		24.3541-1785.5 240271	TRW - Halter
1.9 DI	75	07/00→12/03	←	☐		24.3541-1786.5 240272	TRW - Halter
1.9 DI	85	07/00→12/03	←	☐		24.3541-1786.5 240272	TRW - Halter
2.0 T	120	06/01→12/03	→	☐		24.3384-1743.5 240319	TRW - Halter
2.0 T	121	07/00→06/01	→	☐		24.3384-1743.5 240319	TRW - Halter
2.0 T4	147	07/00→12/03	→	☐		24.3384-1744.5 240320	TRW - Halter
2.0 T	118	10/97→12/03	←	☐; → 07/00		24.3541-1785.5 240271	TRW - Halter
			←	☐; → 07/00		24.3541-1786.5 240272	TRW - Halter
			→	☐; → 426760		24.3384-1721.5 240255	TRW - Halter
			→	☐; → 426760		24.3384-1722.5 240256	TRW - Halter
			→	☐; 426761→; → 07/00		24.3384-1743.5 240319	TRW - Halter
			→	☐; 426761→; → 07/00		24.3384-1744.5 240320	TRW - Halter
 <b>Bremsschlauch</b>							
1.6	77	09/95→08/99	←		2	24.5248-0461.3 330707	L= 460
1.6	80	03/99→12/03	→		2	24.5249-0416.3 330708	L= 416
1.8	85	07/95→08/99	→				
1.8	90	03/99→12/03	→				
1.8 i	90	06/01→12/03	→				
1.8 i	92	03/98→12/03	→				
1.9 DI	70	03/99→07/00	→				
1.9 DI	75	07/00→12/03	→				
1.9 DI	85	07/00→12/03	→				
1.9 T4	147	05/97→07/00	→				
1.9 TD	66	07/95→08/99	→				
2.0	100	07/95→12/03	→				
2.0	103	07/95→08/99	→				
2.0 T	120	06/01→12/03	→				
2.0 T	121	07/00→06/01	→				
2.0 T4	147	07/00→12/03	→				
2.0 T	118	10/97→12/03	←	→ 07/00	2	24.5248-0461.3 330707	L= 460
			→	→ 07/00	2	24.5249-0416.3 330708	L= 416
<b>VOLVO - S40 II (544) 12/03→12/12</b>							
 <b>Bremssattel</b>							
1.6	74	01/05→12/12	←	☐; → 05/12; nicht für Felgenreöße [Zoll]: 17		24.3571-9813.5 240557	ATE - Halter
1.6 D	81	01/05→12/12	←	☐; → 05/12; nicht für Felgenreöße [Zoll]: 17		24.3571-9814.5 240558	ATE - Halter
1.6 D2	84	10/10→12/12	←	☐; → 05/12; nicht für Felgenreöße [Zoll]: 17		24.3571-9814.5 240558	ATE - Halter
2.0	107	10/06→12/12	←	☐; → 05/12; Felgenreöße [Zoll]: 17		24.3576-9975.5 241042	ATE - Halter
2.0 F	107	10/09→12/12	←	☐; → 05/12; Felgenreöße [Zoll]: 17		24.3576-9975.5 241042	ATE - Halter
D3	110	10/10→12/12	←	☐; → 05/12; Felgenreöße [Zoll]: 17		24.3576-9975.5 241042	ATE - Halter
D4	130	10/10→12/12	←	☐; → 05/12; Felgenreöße [Zoll]: 17		24.3576-9976.5 241043	ATE - Halter
T5	169	03/07→12/12	→	☐; → 462752		24.3387-7015.5 241007	ATE - Halter
			→	☐; → 462752		24.3387-7016.5 241008	ATE - Halter
			→	☐; 462753→; → 05/12		24.3387-7099.5 241017	ATE - Halter
			→	☐; 462753→; → 05/12		24.3387-7100.5 241018	ATE - Halter
1.8	92	04/04→12/10	←	☐; nicht für Felgenreöße [Zoll]: 17		24.3571-9813.5 240557	ATE - Halter
2.0 CDI	98	07/05→12/06	←	☐; nicht für Felgenreöße [Zoll]: 17		24.3571-9814.5 240558	ATE - Halter
2.0 D	100	01/04→12/10	←	☐; nicht für Felgenreöße [Zoll]: 17		24.3571-9814.5 240558	ATE - Halter
2.4	103	01/04→12/10	←	☐; Felgenreöße [Zoll]: 17		24.3576-9975.5 241042	ATE - Halter
2.4	125	01/04→12/12	←	☐; Felgenreöße [Zoll]: 17		24.3576-9975.5 241042	ATE - Halter
2.4 CDI	120	03/07→12/10	←	☐; Felgenreöße [Zoll]: 17		24.3576-9976.5 241043	ATE - Halter
2.4 D5	132	03/06→12/10	←	☐; Felgenreöße [Zoll]: 17		24.3576-9976.5 241043	ATE - Halter
T5	162	01/04→12/07	→	☐; → 462752		24.3387-7015.5 241007	ATE - Halter
T5 AWD	162	04/04→12/07	→				










	kw			 	! #		
<b>VOLVO - S40 II (544) 12/03→12/12</b>							
<b>Bremssattel</b>							
T5 AWD	169	03/07→12/10	➔	☐; → 462752		24.3387-7016.5 241008	ATE - Halter
			➔	☐; 462753→		24.3387-7099.5 241017	ATE - Halter
			➔	☐; 462753→		24.3387-7100.5 241018	ATE - Halter
1.8 FlexFuel	92	01/06→12/10	➔	☐; 04/07→; nicht für Felgengröße [Zoll]: 17		24.3571-9813.5 240557	ATE - Halter
			➔	☐; 04/07→; nicht für Felgengröße [Zoll]: 17		24.3571-9814.5 240558	ATE - Halter
			➔	☐; 04/07→; Felgengröße [Zoll]: 17		24.3576-9975.5 241042	ATE - Halter
			➔	☐; 04/07→; Felgengröße [Zoll]: 17		24.3576-9976.5 241043	ATE - Halter
			➔	☐; 04/07→; → 462752		24.3387-7015.5 241007	ATE - Halter
			➔	☐; 04/07→; → 462752		24.3387-7016.5 241008	ATE - Halter
			➔	☐; 462753→		24.3387-7099.5 241017	ATE - Halter
			➔	☐; 462753→		24.3387-7100.5 241018	ATE - Halter
<b>Halter, Bremssattel</b>							
1.6	74	01/05→12/12	➔	→ 05/12; nicht für Felgengröße [Zoll]: 17		11.0230-0818.1 260135	ATE
1.6 D	81	01/05→12/12	➔	462753→; → 05/12		11.0230-0698.2 260091	ATE
1.6 D2	84	10/10→12/12	➔				
2.0	107	10/06→12/12	➔	→ 462752		11.0230-0698.2 260091	ATE
2.0 F	107	10/09→12/12	➔				
D3	110	10/10→12/12	➔				
D4	130	10/10→12/12	➔				
T5	169	03/07→12/12	➔				
1.8	92	04/04→12/10	➔	nicht für Felgengröße [Zoll]: 17		11.0230-0818.1 260135	ATE
2.0 CDI	98	07/05→12/06	➔	462753→		11.0230-0698.2 260091	ATE
2.0 D	100	01/04→12/10	➔				
2.4	103	01/04→12/10	➔	→ 462752		11.0230-0698.2 260091	ATE
2.4	125	01/04→12/12	➔				
2.4 CDI	120	03/07→12/10	➔				
2.4 D5	132	03/06→12/10	➔				
T5	162	01/04→12/07	➔				
T5 AWD	162	04/04→12/07	➔				
T5 AWD	169	03/07→12/10	➔				
1.8 FlexFuel	92	01/06→12/10	➔	04/07→; nicht für Felgengröße [Zoll]: 17		11.0230-0818.1 260135	ATE
			➔	462753→		11.0230-0698.2 260091	ATE
			➔	04/07→; → 462752		11.0230-0698.2 260091	ATE
<b>Feder, Bremssattel</b>							
1.6	74	01/05→12/12		462753→; → 05/12	2	11.8116-0340.1 390595	ATE
1.6 D	81	01/05→12/12					
1.6 D2	84	10/10→12/12		→ 05/12; Felgengröße [Zoll]: 17	2	11.8116-0345.2 390596	ATE
2.0	107	10/06→12/12	➔	→ 05/12	2	11.8116-0356.1 390586	ATE
2.0 F	107	10/09→12/12	➔				
D3	110	10/10→12/12	➔	→ 462752	2	11.8116-0340.1 390595	ATE
D4	130	10/10→12/12	➔				
T5	169	03/07→12/12	➔				
1.8	92	04/04→12/10		462753→	2	11.8116-0340.1 390595	ATE
2.0 CDI	98	07/05→12/06		Felgengröße [Zoll]: 17	2	11.8116-0345.2 390596	ATE
2.0 D	100	01/04→12/10					
2.4	103	01/04→12/10	➔		2	11.8116-0356.1 390586	ATE
2.4	125	01/04→12/12	➔	→ 462752	2	11.8116-0340.1 390595	ATE
2.4 CDI	120	03/07→12/10	➔				
2.4 D5	132	03/06→12/10	➔				
T5	162	01/04→12/07	➔				
T5 AWD	162	04/04→12/07	➔				
T5 AWD	169	03/07→12/10	➔				
1.8 FlexFuel	92	01/06→12/10		462753→	2	11.8116-0340.1 390595	ATE
				04/07→; Felgengröße [Zoll]: 17	2	11.8116-0345.2 390596	ATE
			➔	04/07→	2	11.8116-0356.1 390586	ATE
			➔	04/07→; → 462752	2	11.8116-0340.1 390595	ATE
<b>Führungshülzensatz, Bremssattel</b>							
1.6	74	01/05→12/12	➔	→ 05/12		11.0101-5407.2 260011	ATE
1.6 D	81	01/05→12/12	➔				
1.6 D2	84	10/10→12/12	➔	462753→; → 05/12		11.0101-5407.2 260011	ATE
2.0	107	10/06→12/12	➔	→ 462752		11.0101-5407.2 260011	ATE
2.0 F	107	10/09→12/12	➔				
D3	110	10/10→12/12	➔				
D4	130	10/10→12/12	➔				
T5	169	03/07→12/12	➔				
1.8	92	04/04→12/10	➔			11.0101-5407.2 260011	ATE
2.0 CDI	98	07/05→12/06	➔				
2.0 D	100	01/04→12/10	➔				
↓							








	kw			 	! #		
<b>VOLVO - S40 II (544) 12/03→12/12</b>							
<b>Führungshülzensatz, Bremsattel</b>							
2.4	103	01/04→12/10	➡	462753→		11.0101-5407.2 260011	ATE
2.4	125	01/04→12/12	➡	→ 462752		11.0101-5407.2 260011	ATE
2.4 CDI	120	03/07→12/10	➡				
2.4 D5	132	03/06→12/10					
T5	162	01/04→12/07					
T5 AWD	162	04/04→12/07					
T5 AWD	169	03/07→12/10					
1.8 FlexFuel	92	01/06→12/10	⬅	04/07→		11.0101-5407.2 260011	ATE
			➡	462753→		11.0101-5407.2 260011	ATE
			➡	04/07→; → 462752		11.0101-5407.2 260011	ATE
<b>Führungsbolzen, Bremsattel</b>							
1.6	74	01/05→12/12		→ 462752	2	11.8171-0008.1 990049	ATE
1.6 D	81	01/05→12/12					
1.6 D2	84	10/10→12/12		→ 05/12	2	11.8171-0008.1 990049	ATE
2.0	107	10/06→12/12		462753→; → 05/12	2	11.8171-0008.1 990049	ATE
2.0 F	107	10/09→12/12					
D3	110	10/10→12/12					
D4	130	10/10→12/12					
T5	169	03/07→12/12					
1.8	92	04/04→12/10		462753→	2	11.8171-0008.1 990049	ATE
2.0 CDI	98	07/05→12/06		→ 462752	2	11.8171-0008.1 990049	ATE
2.0 D	100	01/04→12/10					
2.4	103	01/04→12/10			2	11.8171-0008.1 990049	ATE
2.4	125	01/04→12/12					
2.4 CDI	120	03/07→12/10					
2.4 D5	132	03/06→12/10					
T5	162	01/04→12/07					
T5 AWD	162	04/04→12/07					
T5 AWD	169	03/07→12/10					
1.8 FlexFuel	92	01/06→12/10		04/07→; → 462752	2	11.8171-0008.1 990049	ATE
				462753→	2	11.8171-0008.1 990049	ATE
				04/07→	2	11.8171-0008.1 990049	ATE
<b> Bremsschlauch</b>							
1.6	74	01/05→12/12	⬅	→ 05/12; nicht für Felgenreöße [Zoll]: 17	2	83.7716-0398.3 330987	L= 395
1.6 D	81	01/05→12/12	⬅	→ 05/12; Felgenreöße [Zoll]: 17	2	83.7788-0414.3 330988	L= 411
1.6 D2	84	10/10→12/12	⬅				
2.0	107	10/06→12/12	➡	→ 05/12	2	83.7788-0383.3 330972	L= 382
2.0 F	107	10/09→12/12					
D3	110	10/10→12/12					
D4	130	10/10→12/12					
T5	169	03/07→12/12					
1.8	92	04/04→12/10	⬅	nicht für Felgenreöße [Zoll]: 17	2	83.7716-0398.3 330987	L= 395
2.0 CDI	98	07/05→12/06	⬅	Felgenreöße [Zoll]: 17	2	83.7788-0414.3 330988	L= 411
2.0 D	100	01/04→12/10	⬅				
2.4	103	01/04→12/10	➡		2	83.7788-0383.3 330972	L= 382
2.4	125	01/04→12/12					
2.4 CDI	120	03/07→12/10					
2.4 D5	132	03/06→12/10					
T5	162	01/04→12/07					
1.8 FlexFuel	92	01/06→12/10	⬅	04/07→; nicht für Felgenreöße [Zoll]: 17	2	83.7716-0398.3 330987	L= 395
			⬅	04/07→; Felgenreöße [Zoll]: 17	2	83.7788-0414.3 330988	L= 411
			➡	04/07→	2	83.7788-0383.3 330972	L= 382
T5 AWD	162	04/04→12/07	⬅	nicht für Felgenreöße [Zoll]: 17	2	83.7788-0414.3 330988	L= 411
T5 AWD	169	03/07→12/10	⬅	Felgenreöße [Zoll]: 17	2	83.7788-0425.3 331232	L= 425
<b>VOLVO - S60 I (384) 07/00→04/10</b>							
<b> Bremssattel</b>							
2.0 T	132	07/00→04/10	⬅	☐; 09/01→ 01/09; Felgenreöße [Zoll]: 17		24.3571-9863.5 240691	ATE - Halter
			⬅	☐; 09/01→ 01/09; Felgenreöße [Zoll]: 17		24.3571-9864.5 240692	ATE - Halter
			⬅	☐; 09/01→ 01/09; Felgenreöße [Zoll]: 15 / 16		24.3601-9829.5 240507	ATE - Halter
			⬅	☐; 09/01→ 01/09; Felgenreöße [Zoll]: 15 / 16		24.3601-9830.5 240508	ATE - Halter
			➡	☐; 09/01→ 01/09		24.3421-9979.5 240475	ATE - Halter
			➡	☐; 09/01→ 01/09		24.3421-9980.5 240476	ATE - Halter
2.4	103	07/00→04/10	⬅	☐; 11/00→ 01/09; Felgenreöße [Zoll]: 17		24.3571-9863.5 240691	ATE - Halter
2.4 T	147	07/00→04/10	⬅	☐; 11/00→ 01/09; Felgenreöße [Zoll]: 17		24.3571-9864.5 240692	ATE - Halter
			⬅	☐; 11/00→ 01/09; Felgenreöße [Zoll]: 15 / 16		24.3601-9829.5 240507	ATE - Halter
↓							












	kw			 	! #			
<b>VOLVO - S60 I (384) 07/00→04/10</b>								
 <b>Bremssattel</b>								
2.4 2.4 T	103 147	07/00→04/10 07/00→04/10	←	☐; 11/00→ 01/09; Felgenreöße [Zoll]: 15 / 16		24.3601-9830.5	240508	ATE - Halter
			→	☐; 11/00→ 01/09		24.3421-9979.5	240475	ATE - Halter
			→	☐; 11/00→ 01/09		24.3421-9980.5	240476	ATE - Halter
2.4 2.4 D 2.4 T5	125 120 191	11/00→04/10 07/05→12/09 04/04→04/10	←	☐; → 01/09; Felgenreöße [Zoll]: 17		24.3571-9863.5	240691	ATE - Halter
			←	☐; → 01/09; Felgenreöße [Zoll]: 17		24.3571-9864.5	240692	ATE - Halter
			←	☐; → 01/09; Felgenreöße [Zoll]: 15 / 16		24.3601-9829.5	240507	ATE - Halter
			←	☐; → 01/09; Felgenreöße [Zoll]: 15 / 16		24.3601-9830.5	240508	ATE - Halter
			→	☐; → 01/09		24.3421-9979.5	240475	ATE - Halter
			→	☐; → 01/09		24.3421-9980.5	240476	ATE - Halter
2.4 Bifuel (CNG) 2.4 Bifuel (LPG)	103 103	07/01→04/10 07/01→04/10	←	☐; 06/02→ 01/09; Felgenreöße [Zoll]: 17		24.3571-9863.5	240691	ATE - Halter
			←	☐; 06/02→ 01/09; Felgenreöße [Zoll]: 17		24.3571-9864.5	240692	ATE - Halter
			←	☐; 06/02→ 01/09; Felgenreöße [Zoll]: 15 / 16		24.3601-9829.5	240507	ATE - Halter
			←	☐; 06/02→ 01/09; Felgenreöße [Zoll]: 15 / 16		24.3601-9830.5	240508	ATE - Halter
			→	☐; 06/02→ 01/09		24.3421-9979.5	240475	ATE - Halter
			→	☐; 06/02→ 01/09		24.3421-9980.5	240476	ATE - Halter
2.4 CDI	85	10/03→12/05	←	☐; Felgenreöße [Zoll]: 17		24.3571-9863.5	240691	ATE - Halter
			←	☐; Felgenreöße [Zoll]: 17		24.3571-9864.5	240692	ATE - Halter
			←	☐; Felgenreöße [Zoll]: 15 / 16		24.3601-9829.5	240507	ATE - Halter
			←	☐; Felgenreöße [Zoll]: 15 / 16		24.3601-9830.5	240508	ATE - Halter
			→	☐		24.3421-9979.5	240475	ATE - Halter
			→	☐		24.3421-9980.5	240476	ATE - Halter
2.4 D 2.4 D5	93 136	03/05→04/10 03/05→04/10	←	☐; 09/05→ 01/09; Felgenreöße [Zoll]: 17		24.3571-9863.5	240691	ATE - Halter
			←	☐; 09/05→ 01/09; Felgenreöße [Zoll]: 17		24.3571-9864.5	240692	ATE - Halter
			←	☐; 09/05→ 01/09; Felgenreöße [Zoll]: 15 / 16		24.3601-9829.5	240507	ATE - Halter
			←	☐; 09/05→ 01/09; Felgenreöße [Zoll]: 15 / 16		24.3601-9830.5	240508	ATE - Halter
			→	☐; 09/05→ 01/09		24.3421-9979.5	240475	ATE - Halter
			→	☐; 09/05→ 01/09		24.3421-9980.5	240476	ATE - Halter
2.4 D	96	05/01→04/10	←	☐; 12/01→ 01/09; Felgenreöße [Zoll]: 17		24.3571-9863.5	240691	ATE - Halter
			←	☐; 12/01→ 01/09; Felgenreöße [Zoll]: 17		24.3571-9864.5	240692	ATE - Halter
			←	☐; 12/01→ 01/09; Felgenreöße [Zoll]: 15 / 16		24.3601-9829.5	240507	ATE - Halter
			←	☐; 12/01→ 01/09; Felgenreöße [Zoll]: 15 / 16		24.3601-9830.5	240508	ATE - Halter
			→	☐; 12/01→ 01/09		24.3421-9979.5	240475	ATE - Halter
			→	☐; 12/01→ 01/09		24.3421-9980.5	240476	ATE - Halter
2.4 D5	120	01/01→04/10	←	☐; 07/01→ 01/09; Felgenreöße [Zoll]: 17		24.3571-9863.5	240691	ATE - Halter
			←	☐; 07/01→ 01/09; Felgenreöße [Zoll]: 17		24.3571-9864.5	240692	ATE - Halter
			←	☐; 07/01→ 01/09; Felgenreöße [Zoll]: 15 / 16		24.3601-9829.5	240507	ATE - Halter
			←	☐; 07/01→ 01/09; Felgenreöße [Zoll]: 15 / 16		24.3601-9830.5	240508	ATE - Halter
			→	☐; 07/01→ 01/09		24.3421-9979.5	240475	ATE - Halter
			→	☐; 07/01→ 01/09		24.3421-9980.5	240476	ATE - Halter
2.4 T AWD	147	06/01→04/10	←	☐; 11/01→ 01/09; Felgenreöße [Zoll]: 17		24.3571-9863.5	240691	ATE - Halter
			←	☐; 11/01→ 01/09; Felgenreöße [Zoll]: 17		24.3571-9864.5	240692	ATE - Halter
			←	☐; 11/01→ 01/09; Felgenreöße [Zoll]: 15 / 16		24.3601-9829.5	240507	ATE - Halter
			←	☐; 11/01→ 01/09; Felgenreöße [Zoll]: 15 / 16		24.3601-9830.5	240508	ATE - Halter
			→	☐; 11/01→ 01/09		24.3421-9979.5	240475	ATE - Halter
			→	☐; 11/01→ 01/09		24.3421-9980.5	240476	ATE - Halter
2.5 T ↓	154	01/03→04/10	←	☐; 02/04→ 01/09; Felgenreöße [Zoll]: 17		24.3571-9863.5	240691	ATE - Halter
			←	☐; 02/04→ 01/09; Felgenreöße [Zoll]: 17		24.3571-9864.5	240692	ATE - Halter

	kw			 	! #			
<b>VOLVO - S60 I (384) 07/00→04/10</b>								
<b>Bremssattel</b>								
2.5 T	154	01/03→04/10	←	☐; 02/04→01/09; Felgenreöße [Zoll]: 15 / 16	24.3601-9829.5	240507	ATE - Halter	
			←	☐; 02/04→01/09; Felgenreöße [Zoll]: 15 / 16	24.3601-9830.5	240508	ATE - Halter	
			→	☐; 02/04→01/09	24.3421-9979.5	240475	ATE - Halter	
			→	☐; 02/04→01/09	24.3421-9980.5	240476	ATE - Halter	
2.5 T AWD	154	07/02→04/10	←	☐; 04/04→01/09; Felgenreöße [Zoll]: 17	24.3571-9863.5	240691	ATE - Halter	
			←	☐; 04/04→01/09; Felgenreöße [Zoll]: 17	24.3571-9864.5	240692	ATE - Halter	
			←	☐; 04/04→01/09; Felgenreöße [Zoll]: 15 / 16	24.3601-9829.5	240507	ATE - Halter	
			←	☐; 04/04→01/09; Felgenreöße [Zoll]: 15 / 16	24.3601-9830.5	240508	ATE - Halter	
			→	☐; 04/04→01/09	24.3421-9979.5	240475	ATE - Halter	
			→	☐; 04/04→01/09	24.3421-9980.5	240476	ATE - Halter	
T5	184	07/00→04/10	←	☐; 08/00→04/04; Felgenreöße [Zoll]: 17	24.3571-9863.5	240691	ATE - Halter	
			←	☐; 08/00→04/04; Felgenreöße [Zoll]: 17	24.3571-9864.5	240692	ATE - Halter	
			←	☐; 08/00→04/04; Felgenreöße [Zoll]: 15 / 16	24.3601-9829.5	240507	ATE - Halter	
			←	☐; 08/00→04/04; Felgenreöße [Zoll]: 15 / 16	24.3601-9830.5	240508	ATE - Halter	
			→	☐; 08/00→04/04	24.3421-9979.5	240475	ATE - Halter	
			→	☐; 08/00→04/04	24.3421-9980.5	240476	ATE - Halter	
<b>Feder, Bremssattel</b>								
2.0 T	132	07/00→04/10		09/01→01/09	2	11.8116-0236.1	390507	ATE
				09/01→01/09; Felgenreöße [Zoll]: 17	2	11.8116-0366.2	390587	ATE
2.4 2.4 T	103 147	07/00→04/10 07/00→04/10		11/00→01/09	2	11.8116-0236.1	390507	ATE
				11/00→01/09; Felgenreöße [Zoll]: 17	2	11.8116-0366.2	390587	ATE
2.4 2.4 D 2.4 T5	125 120 191	11/00→04/10 07/05→12/09 04/04→04/10		→01/09	2	11.8116-0236.1	390507	ATE
				→01/09; Felgenreöße [Zoll]: 17	2	11.8116-0366.2	390587	ATE
2.4 Bifuel (CNG) 2.4 Bifuel (LPG)	103 103	07/01→04/10 07/01→04/10		06/02→01/09	2	11.8116-0236.1	390507	ATE
				06/02→01/09; Felgenreöße [Zoll]: 17	2	11.8116-0366.2	390587	ATE
2.4 CDI	85	10/03→12/05			2	11.8116-0236.1	390507	ATE
				Felgenreöße [Zoll]: 17	2	11.8116-0366.2	390587	ATE
2.4 D 2.4 D5	93 136	03/05→04/10 03/05→04/10		09/05→01/09	2	11.8116-0236.1	390507	ATE
				09/05→01/09; Felgenreöße [Zoll]: 17	2	11.8116-0366.2	390587	ATE
2.4 D	96	05/01→04/10		12/01→01/09	2	11.8116-0236.1	390507	ATE
				12/01→01/09; Felgenreöße [Zoll]: 17	2	11.8116-0366.2	390587	ATE
2.4 D5	120	01/01→04/10		07/01→01/09	2	11.8116-0236.1	390507	ATE
				07/01→01/09; Felgenreöße [Zoll]: 17	2	11.8116-0366.2	390587	ATE
2.4 T AWD	147	06/01→04/10		11/01→01/09	2	11.8116-0236.1	390507	ATE
				11/01→01/09; Felgenreöße [Zoll]: 17	2	11.8116-0366.2	390587	ATE
2.5 T	154	01/03→04/10		02/04→01/09	2	11.8116-0236.1	390507	ATE
				02/04→01/09; Felgenreöße [Zoll]: 17	2	11.8116-0366.2	390587	ATE
2.5 T AWD	154	07/02→04/10		04/04→01/09	2	11.8116-0236.1	390507	ATE
				04/04→01/09; Felgenreöße [Zoll]: 17	2	11.8116-0366.2	390587	ATE
T5	184	07/00→04/10		08/00→04/04	2	11.8116-0236.1	390507	ATE
				08/00→04/04; Felgenreöße [Zoll]: 17	2	11.8116-0366.2	390587	ATE
<b>Führungshülensatz, Bremssattel</b>								
2.0 T	132	07/00→04/10	←	09/01→01/09		11.0101-5407.2	260011	ATE
			→	09/01→01/09		11.0101-5407.2	260011	ATE
2.4 2.4 T	103 147	07/00→04/10 07/00→04/10	←	11/00→01/09		11.0101-5407.2	260011	ATE
			→	11/00→01/09		11.0101-5407.2	260011	ATE
2.4 2.4 D 2.4 T5	125 120 191	11/00→04/10 07/05→12/09 04/04→04/10	←	→01/09		11.0101-5407.2	260011	ATE
			→	→01/09		11.0101-5407.2	260011	ATE
2.4 Bifuel (CNG) 2.4 Bifuel (LPG)	103 103	07/01→04/10 07/01→04/10	←	06/02→01/09		11.0101-5407.2	260011	ATE
			→	06/02→01/09		11.0101-5407.2	260011	ATE
2.4 CDI	85	10/03→12/05	←			11.0101-5407.2	260011	ATE
			→			11.0101-5407.2	260011	ATE
↓								











	kw			 	! #		
<b>VOLVO - S60 I (384) 07/00→04/10</b>							
<b>Führungshülzensatz, Bremssattel</b>							
2.4 D	93	03/05→04/10	←	09/05→ 01/09		11.0101-5407.2 260011	ATE
2.4 D5	136	03/05→04/10	→	09/05→ 01/09		11.0101-5407.2 260011	ATE
2.4 D	96	05/01→04/10	←	12/01→ 01/09		11.0101-5407.2 260011	ATE
			→	12/01→ 01/09		11.0101-5407.2 260011	ATE
2.4 D5	120	01/01→04/10	←	07/01→ 01/09		11.0101-5407.2 260011	ATE
			→	07/01→ 01/09		11.0101-5407.2 260011	ATE
2.4 T AWD	147	06/01→04/10	←	11/01→ 01/09		11.0101-5407.2 260011	ATE
			→	11/01→ 01/09		11.0101-5407.2 260011	ATE
2.5 T	154	01/03→04/10	←	02/04→ 01/09		11.0101-5407.2 260011	ATE
			→	02/04→ 01/09		11.0101-5407.2 260011	ATE
2.5 T AWD	154	07/02→04/10	←	04/04→ 01/09		11.0101-5407.2 260011	ATE
			→	04/04→ 01/09		11.0101-5407.2 260011	ATE
T5	184	07/00→04/10	←	08/00→ 04/04		11.0101-5407.2 260011	ATE
			→	08/00→ 04/04		11.0101-5407.2 260011	ATE
<b>Führungsbolzen, Bremssattel</b>							
2.0 T	132	07/00→04/10		09/01→ 01/09		11.8171-0067.1 250153	ATE
			←	09/01→ 01/09	2	11.8171-0008.1 990049	ATE
2.4	103	07/00→04/10		11/00→ 01/09		11.8171-0067.1 250153	ATE
2.4 T	147	07/00→04/10	←	11/00→ 01/09	2	11.8171-0008.1 990049	ATE
2.4	125	11/00→04/10		→ 01/09		11.8171-0067.1 250153	ATE
2.4 D	120	07/05→12/09	←	→ 01/09	2	11.8171-0008.1 990049	ATE
2.4 T5	191	04/04→04/10					
2.4 Bifuel (CNG)	103	07/01→04/10		06/02→ 01/09		11.8171-0067.1 250153	ATE
2.4 Bifuel (LPG)	103	07/01→04/10	←	06/02→ 01/09	2	11.8171-0008.1 990049	ATE
2.4 CDI	85	10/03→12/05	←		2	11.8171-0067.1 250153	ATE
						11.8171-0008.1 990049	ATE
2.4 D	93	03/05→04/10		09/05→ 01/09		11.8171-0067.1 250153	ATE
2.4 D5	136	03/05→04/10	←	09/05→ 01/09	2	11.8171-0008.1 990049	ATE
2.4 D	96	05/01→04/10		12/01→ 01/09		11.8171-0067.1 250153	ATE
			←	12/01→ 01/09	2	11.8171-0008.1 990049	ATE
2.4 D5	120	01/01→04/10		07/01→ 01/09		11.8171-0067.1 250153	ATE
			←	07/01→ 01/09	2	11.8171-0008.1 990049	ATE
2.4 T AWD	147	06/01→04/10		11/01→ 01/09		11.8171-0067.1 250153	ATE
			←	11/01→ 01/09	2	11.8171-0008.1 990049	ATE
2.5 T	154	01/03→04/10		02/04→ 01/09		11.8171-0067.1 250153	ATE
			←	02/04→ 01/09	2	11.8171-0008.1 990049	ATE
2.5 T AWD	154	07/02→04/10		04/04→ 01/09		11.8171-0067.1 250153	ATE
			←	04/04→ 01/09	2	11.8171-0008.1 990049	ATE
T5	184	07/00→04/10		08/00→ 04/04		11.8171-0067.1 250153	ATE
			←	08/00→ 04/04	2	11.8171-0008.1 990049	ATE
<b>Bremsschlauch</b>							
2.0 T	132	07/00→04/10	←	09/01→ 01/09; nicht für Felgenreöße [Zoll]: 17	2	83.6113-0321.3 330621	L= 320
			←	09/01→ 01/09; Felgenreöße [Zoll]: 17	2	83.6124-0304.3 330983	L= 300
			→	09/01→ 01/09	2	83.7724-0268.3 331076	L= 265
2.4	103	07/00→04/10	←	11/00→ 01/09; nicht für Felgenreöße [Zoll]: 17	2	83.6113-0321.3 330621	L= 320
2.4 T	147	07/00→04/10	←	11/00→ 01/09; Felgenreöße [Zoll]: 17	2	83.6124-0304.3 330983	L= 300
			→	11/00→ 01/09	2	83.7724-0268.3 331076	L= 265
2.4	125	11/00→04/10	←	→ 01/09; nicht für Felgenreöße [Zoll]: 17	2	83.6113-0321.3 330621	L= 320
2.4 D	120	07/05→12/09	←	→ 01/09; Felgenreöße [Zoll]: 17	2	83.6124-0304.3 330983	L= 300
2.4 T5	191	04/04→04/10	→	→ 01/09	2	83.7724-0268.3 331076	L= 265
2.4 Bifuel (CNG)	103	07/01→04/10	←	06/02→ 01/09; nicht für Felgenreöße [Zoll]: 17	2	83.6113-0321.3 330621	L= 320
2.4 Bifuel (LPG)	103	07/01→04/10	←	06/02→ 01/09; Felgenreöße [Zoll]: 17	2	83.6124-0304.3 330983	L= 300
			→	06/02→ 01/09	2	83.7724-0268.3 331076	L= 265
↓							

















	kw			 	! #		
<b>VOLVO - S60 I (384) 07/00→04/10</b>							
 <b>Bremsschlauch</b>							
2.4 CDI	85	10/03→12/05	←	nicht für Felgenreöße [Zoll]: 17	2	83.6113-0321.3 330621	L= 320
			←	Felgenreöße [Zoll]: 17	2	83.6124-0304.3 330983	L= 300
			→		2	83.7724-0268.3 331076	L= 265
2.4 D 2.4 D5	93 136	03/05→04/10 03/05→04/10	←	09/05→ 01/09; nicht für Felgenreöße [Zoll]: 17	2	83.6113-0321.3 330621	L= 320
			←	09/05→ 01/09; Felgenreöße [Zoll]: 17	2	83.6124-0304.3 330983	L= 300
			→	09/05→ 01/09	2	83.7724-0268.3 331076	L= 265
2.4 D	96	05/01→04/10	←	12/01→ 01/09; nicht für Felgenreöße [Zoll]: 17	2	83.6113-0321.3 330621	L= 320
			←	12/01→ 01/09; Felgenreöße [Zoll]: 17	2	83.6124-0304.3 330983	L= 300
			→	12/01→ 01/09	2	83.7724-0268.3 331076	L= 265
2.4 D5	120	01/01→04/10	←	07/01→ 01/09; nicht für Felgenreöße [Zoll]: 17	2	83.6113-0321.3 330621	L= 320
			←	07/01→ 01/09; Felgenreöße [Zoll]: 17	2	83.6124-0304.3 330983	L= 300
			→	07/01→ 01/09	2	83.7724-0268.3 331076	L= 265
2.4 T AWD	147	06/01→04/10	←	11/01→ 01/09; nicht für Felgenreöße [Zoll]: 17	2	83.6113-0321.3 330621	L= 320
			←	→ 01/09; Felgenreöße [Zoll]: 17	2	83.6124-0304.3 330983	L= 300
			→	11/01→ 01/09	2	83.7724-0268.3 331076	L= 265
2.5 T	154	01/03→04/10	←	02/04→ 01/09; nicht für Felgenreöße [Zoll]: 17	2	83.6113-0321.3 330621	L= 320
			←	02/04→ 01/09; Felgenreöße [Zoll]: 17	2	83.6124-0304.3 330983	L= 300
			→	02/04→ 01/09	2	83.7724-0268.3 331076	L= 265
2.5 T AWD	154	07/02→04/10	←	04/04→ 01/09; nicht für Felgenreöße [Zoll]: 17	2	83.6113-0321.3 330621	L= 320
			←	04/04→ 01/09; Felgenreöße [Zoll]: 17	2	83.6124-0304.3 330983	L= 300
			→	04/04→ 01/09	2	83.7724-0268.3 331076	L= 265
T5	184	07/00→04/10	←	08/00→ 04/04; nicht für Felgenreöße [Zoll]: 17	2	83.6113-0321.3 330621	L= 320
			←	08/00→ 04/04; Felgenreöße [Zoll]: 17	2	83.6124-0304.3 330983	L= 300
			→	08/00→ 04/04	2	83.7724-0268.3 331076	L= 265
<b>VOLVO - S60 II (134) 04/10→12/18</b>							
 <b>Bremssattel</b>							
1.5 T2	90	10/15→05/18	←	☐;		11.9606-9945.2 220727	ATE - Halter
1.5 T3	112	03/15→05/18	←	für Bremsscheibendurchmesser [mm]: 336			
2.0 D2	88	03/15→05/18	←	☐;		24.3601-9711.5 241048	ATE - Halter
2.0 D3	110	03/15→05/18	←	für Bremsscheibendurchmesser [mm]: 300			
2.0 D4	140	03/15→05/18	←	☐;		24.3601-9712.5 241049	ATE - Halter
2.0 D5	165	03/15→05/18	←	für Bremsscheibendurchmesser [mm]: 300			
2.0 T	149	04/10→12/11	←	☐;		24.3606-9946.5 240967	ATE - Halter
2.0 T3	112	03/15→05/18	←	für Bremsscheibendurchmesser [mm]: 300			
2.4 D4 AWD	140	03/15→05/18	←	☐;		24.3606-9949.5 241123	ATE - Halter
2.5 T5	186	09/11→12/15	←	für Bremsscheibendurchmesser [mm]: 336			
2.5 T5 AWD	183	03/15→12/18	←	☐;		24.3606-9950.5 241124	ATE - Halter
D3	100	05/12→12/15	←	für Bremsscheibendurchmesser [mm]: 336			
D3	120	04/10→12/14	←	☐;		24.6241-1703.5 240992	TRW + EMot / - Halter + FSB
D4	133	09/13→12/15	←	☐;		24.6241-1704.5 240993	TRW + EMot / - Halter + FSB
D4 Drive-E Polestar	147	03/15→05/18	←	für Bremsscheibendurchmesser [mm]: 316			
D4 Polestar AWD	162	03/15→07/18	←	☐;			
D5	151	04/10→12/11	←	für Bremsscheibendurchmesser [mm]: 316			
D5	169	04/14→12/15	←	☐; V			
D5 AWD	151	04/10→12/11	←	für Bremsscheibendurchmesser [mm]: 316			
D5 AWD	169	04/14→12/15	←	☐; V			
D5 Drive-E Polestar	171	03/15→05/18	→	☐; V			
DRIVE / D2	84	01/11→12/15	→	☐; V			
T3	110	04/10→12/15	→	☐; V			
T4	132	04/10→12/15	→				
T4F	132	04/11→12/15	→				
T5	177	04/10→12/14	→				
T5	180	09/13→12/18	→				
T5 AWD	180	07/14→12/18	→				
T5 AWD	187	08/15→12/18	→				
T5 Drive-E Polestar AWD	186	06/16→05/18	→				
T6	225	09/13→12/18	→				
T6 AWD	225	09/15→12/18	→				
T6 AWD	224	04/10→12/15	→				
T6 AWD	242	04/14→12/15	→				
2.0 Polestar AWD	270	06/15→05/18	→	☐		24.6241-1703.5 240992	TRW + EMot / - Halter + FSB
↓							










	kw			 	! #		
<b>VOLVO - S60 II (134) 04/10→12/18</b>							
 <b>Bremssattel</b>							
2.0 Polestar AWD	270	06/15→05/18	➡	☐		<b>24.6241-1704.5 240993</b>	TRW + EMot / - Halter + FSB
2.0 T	132	05/12→12/15	←	☐; 12/13→; für Bremsscheibendurchmesser [mm]: 336		<b>11.9606-9945.2 220727</b>	ATE - Halter
			←	☐; 12/13→; für Bremsscheibendurchmesser [mm]: 300		<b>24.3601-9711.5 241048</b>	ATE - Halter
			←	☐; 12/13→; für Bremsscheibendurchmesser [mm]: 300		<b>24.3601-9712.5 241049</b>	ATE - Halter
			←	☐; 12/13→; für Bremsscheibendurchmesser [mm]: 336		<b>24.3606-9946.5 240967</b>	ATE - Halter
			←	☐; 12/13→; für Bremsscheibendurchmesser [mm]: 316		<b>24.3606-9949.5 241123</b>	ATE - Halter
			←	☐; 12/13→; für Bremsscheibendurchmesser [mm]: 316		<b>24.3606-9950.5 241124</b>	ATE - Halter
2.0 T4	140	03/15→05/18	←	☐; 05/15→; für Bremsscheibendurchmesser [mm]: 336		<b>11.9606-9945.2 220727</b>	ATE - Halter
			←	☐; 05/15→; für Bremsscheibendurchmesser [mm]: 300		<b>24.3601-9711.5 241048</b>	ATE - Halter
			←	☐; 05/15→; für Bremsscheibendurchmesser [mm]: 300		<b>24.3601-9712.5 241049</b>	ATE - Halter
			←	☐; 05/15→; für Bremsscheibendurchmesser [mm]: 336		<b>24.3606-9946.5 240967</b>	ATE - Halter
			←	☐; 05/15→; für Bremsscheibendurchmesser [mm]: 316		<b>24.3606-9949.5 241123</b>	ATE - Halter
			←	☐; 05/15→; für Bremsscheibendurchmesser [mm]: 316		<b>24.3606-9950.5 241124</b>	ATE - Halter
			➡	☐; 05/15→; V		<b>24.6241-1703.5 240992</b>	TRW + EMot / - Halter + FSB
			➡	☐; 05/15→; V		<b>24.6241-1704.5 240993</b>	TRW + EMot / - Halter + FSB
D4	120	04/10→12/14	←	☐; 05/12→; für Bremsscheibendurchmesser [mm]: 336		<b>11.9606-9945.2 220727</b>	ATE - Halter
			←	☐; 05/12→; für Bremsscheibendurchmesser [mm]: 300		<b>24.3601-9711.5 241048</b>	ATE - Halter
			←	☐; 05/12→; für Bremsscheibendurchmesser [mm]: 300		<b>24.3601-9712.5 241049</b>	ATE - Halter
			←	☐; 05/12→; für Bremsscheibendurchmesser [mm]: 336		<b>24.3606-9946.5 240967</b>	ATE - Halter
			←	☐; 05/12→; für Bremsscheibendurchmesser [mm]: 316		<b>24.3606-9949.5 241123</b>	ATE - Halter
			←	☐; 05/12→; für Bremsscheibendurchmesser [mm]: 316		<b>24.3606-9950.5 241124</b>	ATE - Halter
			➡	☐; 05/12→; V		<b>24.6241-1703.5 240992</b>	TRW + EMot / - Halter + FSB
			➡	☐; 05/12→; V		<b>24.6241-1704.5 240993</b>	TRW + EMot / - Halter + FSB
D5 D5 AWD	158 158	04/11→12/15 04/11→12/15	←	☐; 06/11→; für Bremsscheibendurchmesser [mm]: 336		<b>11.9606-9945.2 220727</b>	ATE - Halter
			←	☐; 06/11→; für Bremsscheibendurchmesser [mm]: 300		<b>24.3601-9711.5 241048</b>	ATE - Halter
			←	☐; 06/11→; für Bremsscheibendurchmesser [mm]: 300		<b>24.3601-9712.5 241049</b>	ATE - Halter
			←	☐; 06/11→; für Bremsscheibendurchmesser [mm]: 336		<b>24.3606-9946.5 240967</b>	ATE - Halter
			←	☐; 06/11→; für Bremsscheibendurchmesser [mm]: 316		<b>24.3606-9949.5 241123</b>	ATE - Halter


















	kw			 	! #			
<b>VOLVO - S60 II (134) 04/10→12/18</b>								
<b>Bremssattel</b>								
D5 D5 AWD	158 158	04/11→12/15 04/11→12/15	←	☐; 06/11→; für Bremsscheibendurchmesser [mm]: 316	24.3606-9950.5	241124	ATE - Halter	
			→	☐; 06/11→; V	24.6241-1703.5	240992	TRW + EMot / - Halter + FSB	
			→	☐; 06/11→; V	24.6241-1704.5	240993	TRW + EMot / - Halter + FSB	
<b>Halter, Bremssattel</b>								
1.5 T2 1.5 T3 2.0 D2 2.0 D3 2.0 D4 2.0 D5 2.0 T 2.0 T3 2.4 D4 AWD 2.5 T5 2.5 T5 AWD D3 D3 D4 D4 Drive-E Polestar D4 Polestar AWD D5 D5 D5 AWD D5 AWD D5 Drive-E Polestar DRIVE / D2 T3 T4 T4F T5 T5 T5 AWD T5 AWD T5 Drive-E Polestar AWD T6 T6 AWD T6 AWD T6 AWD	90 112 88 110 140 165 149 112 140 186 183 100 120 133 147 162 151 169 151 169 171 84 110 132 132 177 180 180 187 186 225 225 224 242	10/15→05/18 03/15→05/18 03/15→05/18 03/15→05/18 03/15→05/18 03/15→05/18 04/10→12/11 03/15→05/18 03/15→05/18 09/11→12/15 03/15→12/18 05/12→12/15 04/10→12/14 09/13→12/15 03/15→05/18 03/15→07/18 04/10→12/11 04/14→12/15 03/15→05/18 01/11→12/15 04/10→12/15 04/10→12/15 04/11→12/15 04/10→12/14 09/13→12/18 07/14→12/18 08/15→12/18 06/16→05/18 09/13→12/18 09/15→12/18 04/10→12/15 04/14→12/15	←	für Bremsscheibendurchmesser [mm]: 300	11.0230-0934.1	260128	ATE	
2.0 T	132	05/12→12/15	←	12/13→; für Bremsscheibendurchmesser [mm]: 300	11.0230-0934.1	260128	ATE	
2.0 T4	140	03/15→05/18	←	05/15→; für Bremsscheibendurchmesser [mm]: 300	11.0230-0934.1	260128	ATE	
D4	120	04/10→12/14	←	05/12→; für Bremsscheibendurchmesser [mm]: 300	11.0230-0934.1	260128	ATE	
D5 D5 AWD	158 158	04/11→12/15 04/11→12/15	←	06/11→; für Bremsscheibendurchmesser [mm]: 300	11.0230-0934.1	260128	ATE	
<b>Feder, Bremssattel</b>								
1.5 T2 1.5 T3 2.0 D2 2.0 D3 2.0 D4 2.0 D5 2.0 T 2.0 T3 2.4 D4 AWD 2.5 T5 2.5 T5 AWD D3 D3 D4 D4 Drive-E Polestar D4 Polestar AWD D5 D5 D5 AWD D5 AWD D5 Drive-E Polestar DRIVE / D2 T3 T4 T4F	90 112 88 110 140 165 149 112 140 186 183 100 120 133 147 162 151 169 151 169 171 84 110 132 132	10/15→05/18 03/15→05/18 03/15→05/18 03/15→05/18 03/15→05/18 03/15→05/18 04/10→12/11 03/15→05/18 03/15→05/18 09/11→12/15 03/15→12/18 05/12→12/15 04/10→12/14 09/13→12/15 03/15→05/18 03/15→07/18 04/10→12/11 04/14→12/15 04/14→12/15 04/14→12/15 03/15→05/18 01/11→12/15 04/10→12/15 04/10→12/15 04/11→12/15	←	für Bremsscheibendurchmesser [mm]: 300	2	11.8116-0206.1	390593	ATE
			←	für Bremsscheibendurchmesser [mm]: 316	2	11.8116-0388.2	390588	ATE
			←	für Bremsscheibendurchmesser [mm]: 336	2	11.8116-0388.2	390588	ATE
			↓					

	kW			 	! #			
<b>VOLVO - S60 II (134) 04/10→12/18</b>								
<b>Feder, Bremssattel</b>								
T5	177	04/10→12/14	←	für Bremsscheibendurchmesser [mm]:	2	11.8116-0206.1	390593	ATE
T5	180	09/13→12/18		300				
T5 AWD	180	07/14→12/18	←	für Bremsscheibendurchmesser [mm]:	2	11.8116-0388.2	390588	ATE
T5 AWD	187	08/15→12/18		316				
T5 Drive-E Polestar AWD	186	06/16→05/18	←	für Bremsscheibendurchmesser [mm]:	2	11.8116-0388.2	390588	ATE
T6	225	09/13→12/18		336				
T6 AWD	225	09/15→12/18						
T6 AWD	224	04/10→12/15						
T6 AWD	242	04/14→12/15						
2.0 T	132	05/12→12/15	←	12/13→;	2	11.8116-0206.1	390593	ATE
				für Bremsscheibendurchmesser [mm]:				
			←	300				
			←	12/13→;	2	11.8116-0388.2	390588	ATE
				für Bremsscheibendurchmesser [mm]:				
			←	336				
			←	12/13→;	2	11.8116-0388.2	390588	ATE
				für Bremsscheibendurchmesser [mm]:				
			←	316				
2.0 T4	140	03/15→05/18	←	05/15→;	2	11.8116-0206.1	390593	ATE
				für Bremsscheibendurchmesser [mm]:				
			←	300				
			←	05/15→;	2	11.8116-0388.2	390588	ATE
				für Bremsscheibendurchmesser [mm]:				
			←	316				
			←	05/15→;	2	11.8116-0388.2	390588	ATE
				für Bremsscheibendurchmesser [mm]:				
			←	336				
D4	120	04/10→12/14	←	05/12→;	2	11.8116-0206.1	390593	ATE
				für Bremsscheibendurchmesser [mm]:				
			←	300				
			←	05/12→;	2	11.8116-0388.2	390588	ATE
				für Bremsscheibendurchmesser [mm]:				
			←	336				
			←	05/12→;	2	11.8116-0388.2	390588	ATE
				für Bremsscheibendurchmesser [mm]:				
			←	316				
D5	158	04/11→12/15	←	06/11→;	2	11.8116-0206.1	390593	ATE
D5 AWD	158	04/11→12/15		für Bremsscheibendurchmesser [mm]:				
			←	300				
			←	06/11→;	2	11.8116-0388.2	390588	ATE
				für Bremsscheibendurchmesser [mm]:				
			←	316				
			←	06/11→;	2	11.8116-0388.2	390588	ATE
				für Bremsscheibendurchmesser [mm]:				
			←	336				
<b>Führungshülzensatz, Bremssattel</b>								
1.5 T2	90	10/15→05/18	←	für Bremsscheibendurchmesser [mm]:		11.0101-5407.2	260011	ATE
1.5 T3	112	03/15→05/18		300				
2.0 D2	88	03/15→05/18	←	für Bremsscheibendurchmesser [mm]:		11.0101-5704.2	260095	ATE
2.0 D3	110	03/15→05/18		316				
2.0 D4	140	03/15→05/18	←	für Bremsscheibendurchmesser [mm]:		11.0101-5704.2	260095	ATE
2.0 D5	165	03/15→05/18		336				
2.0 T	149	04/10→12/11						
2.0 T3	112	03/15→05/18						
2.4 D4 AWD	140	03/15→05/18						
2.5 T5	186	09/11→12/15						
2.5 T5 AWD	183	03/15→12/18						
D3	100	05/12→12/15						
D3	120	04/10→12/14						
D4	133	09/13→12/15						
D4 Drive-E Polestar	147	03/15→05/18						
D4 Polestar AWD	162	03/15→07/18						
D5	151	04/10→12/11						
D5	169	04/14→12/15						
D5 AWD	151	04/10→12/11						
D5 AWD	169	04/14→12/15						
D5 Drive-E Polestar AWD	171	03/15→05/18						
DRIVE / D2	84	01/11→12/15						
T3	110	04/10→12/15						
T4	132	04/10→12/15						
T4F	132	04/11→12/15						
T5	177	04/10→12/14						
T5	180	09/13→12/18						
T5 AWD	180	07/14→12/18						
T5 AWD	187	08/15→12/18						
T5 Drive-E Polestar AWD	186	06/16→05/18						
T6	225	09/13→12/18						
T6 AWD	225	09/15→12/18						
↓								









	kW			 	! #			
<b>VOLVO - S60 II (134) 04/10→12/18</b>								
<b>Führungshülzensatz, Bremsattel</b>								
T6 AWD T6 AWD	224 242	04/10→12/15 04/14→12/15	←	für Bremsscheibendurchmesser [mm]: 300	11.0101-5407.2	260011	ATE	
			←	für Bremsscheibendurchmesser [mm]: 316	11.0101-5704.2	260095	ATE	
			←	für Bremsscheibendurchmesser [mm]: 336	11.0101-5704.2	260095	ATE	
2.0 T	132	05/12→12/15	←	12/13→; für Bremsscheibendurchmesser [mm]: 300	11.0101-5407.2	260011	ATE	
			←	12/13→; für Bremsscheibendurchmesser [mm]: 336	11.0101-5704.2	260095	ATE	
			←	12/13→; für Bremsscheibendurchmesser [mm]: 316	11.0101-5704.2	260095	ATE	
2.0 T4	140	03/15→05/18	←	05/15→; für Bremsscheibendurchmesser [mm]: 300	11.0101-5407.2	260011	ATE	
			←	05/15→; für Bremsscheibendurchmesser [mm]: 336	11.0101-5704.2	260095	ATE	
			←	05/15→; für Bremsscheibendurchmesser [mm]: 316	11.0101-5704.2	260095	ATE	
D4	120	04/10→12/14	←	05/12→; für Bremsscheibendurchmesser [mm]: 300	11.0101-5407.2	260011	ATE	
			←	05/12→; für Bremsscheibendurchmesser [mm]: 336	11.0101-5704.2	260095	ATE	
			←	05/12→; für Bremsscheibendurchmesser [mm]: 316	11.0101-5704.2	260095	ATE	
D5 D5 AWD	158 158	04/11→12/15 04/11→12/15	←	06/11→; für Bremsscheibendurchmesser [mm]: 300	11.0101-5407.2	260011	ATE	
			←	06/11→; für Bremsscheibendurchmesser [mm]: 316	11.0101-5704.2	260095	ATE	
			←	06/11→; für Bremsscheibendurchmesser [mm]: 336	11.0101-5704.2	260095	ATE	
<b>Führungsbolzen, Bremsattel</b>								
1.5 T2 1.5 T3 2.0 D2 2.0 D3 2.0 D4 2.0 D5 2.0 T 2.0 T3 2.4 D4 AWD 2.5 T5 2.5 T5 AWD D3 D3 D4 D4 Drive-E Polestar D4 Polestar AWD D5 D5 D5 AWD D5 AWD D5 Drive-E Polestar DRIVE / D2 T3 T4 T4F T5 T5 T5 AWD T5 AWD T5 Drive-E Polestar AWD T6 T6 AWD T6 AWD T6 AWD	90 112 88 110 140 165 149 112 140 186 183 100 120 133 147 162 151 169 151 169 171 84 110 132 132 177 180 180 187 186 225 225 224 242	10/15→05/18 03/15→05/18 03/15→05/18 03/15→05/18 03/15→05/18 04/10→12/11 03/15→05/18 03/15→05/18 03/15→05/18 09/11→12/15 03/15→12/18 05/12→12/15 04/10→12/14 09/13→12/15 03/15→05/18 03/15→07/18 04/10→12/11 04/14→12/15 04/10→12/11 04/14→12/15 03/15→05/18 01/11→12/15 04/10→12/15 04/10→12/15 04/11→12/15 04/10→12/14 09/13→12/18 07/14→12/18 08/15→12/18 06/16→05/18 09/13→12/18 09/15→12/18 04/10→12/15 04/14→12/15	←	für Bremsscheibendurchmesser [mm]: 300	2	11.8171-0008.1	990049	ATE
↓								



















	kW			 	! #		
<b>VOLVO - S60 II (134) 04/10→12/18</b>							
<b>Führungsbolzen, Bremsattel</b>							
2.0 T	132	05/12→12/15	←	12/13→; für Bremsscheibendurchmesser [mm]: 300	2	11.8171-0008.1 990049	ATE
2.0 T4	140	03/15→05/18	←	05/15→; für Bremsscheibendurchmesser [mm]: 300	2	11.8171-0008.1 990049	ATE
D4	120	04/10→12/14	←	05/12→; für Bremsscheibendurchmesser [mm]: 300	2	11.8171-0008.1 990049	ATE
D5 D5 AWD	158 158	04/11→12/15 04/11→12/15	←	06/11→; für Bremsscheibendurchmesser [mm]: 300	2	11.8171-0008.1 990049	ATE
<b>Dichtungssatz, Bremsattel</b>							
1.5 T2 1.5 T3	90 112	10/15→05/18 03/15→05/18	←	für Bremsscheibendurchmesser [mm]: 316		11.0441-6008.2 250038	ATE für Kolben-Ø [mm]: 60
2.0 D2 2.0 D3 2.0 D4	88 110 140	03/15→05/18 03/15→05/18 03/15→05/18	←	für Bremsscheibendurchmesser [mm]: 300		11.0441-6008.2 250038	ATE für Kolben-Ø [mm]: 60
2.0 D5 2.0 T 2.0 T3 2.4 D4 AWD 2.5 T5 2.5 T5 AWD D3 D3 D4 D4 Drive-E Polestar D4 Polestar AWD D5 D5 D5 AWD D5 AWD D5 Drive-E Polestar DRIVE / D2 T3 T4 T4F T5 T5 T5 AWD T5 AWD T5 Drive-E Polestar AWD T6 T6 AWD T6 AWD T6 AWD	165 149 112 140 186 183 100 120 133 147 162 151 169 151 169 171 84 110 132 132 177 180 180 187 186 225 225 224 242	03/15→05/18 04/10→12/11 03/15→05/18 03/15→05/18 09/11→12/15 03/15→12/18 05/12→12/15 04/10→12/14 09/13→12/15 03/15→05/18 03/15→07/18 04/10→12/11 04/14→12/15 04/10→12/11 04/14→12/15 03/15→05/18 01/11→12/15 04/10→12/15 04/10→12/15 04/11→12/15 04/10→12/14 09/13→12/18 07/14→12/18 08/15→12/18 06/16→05/18 09/13→12/18 09/15→12/18 04/10→12/15 04/14→12/15	←	für Bremsscheibendurchmesser [mm]: 336		11.0441-6008.2 250038	ATE für Kolben-Ø [mm]: 60
2.0 T	132	05/12→12/15	←	12/13→; für Bremsscheibendurchmesser [mm]: 316		11.0441-6008.2 250038	ATE für Kolben-Ø [mm]: 60
			←	12/13→; für Bremsscheibendurchmesser [mm]: 336		11.0441-6008.2 250038	ATE für Kolben-Ø [mm]: 60
			←	12/13→; für Bremsscheibendurchmesser [mm]: 300		11.0441-6008.2 250038	ATE für Kolben-Ø [mm]: 60
2.0 T4	140	03/15→05/18	←	05/15→; für Bremsscheibendurchmesser [mm]: 336		11.0441-6008.2 250038	ATE für Kolben-Ø [mm]: 60
			←	05/15→; für Bremsscheibendurchmesser [mm]: 316		11.0441-6008.2 250038	ATE für Kolben-Ø [mm]: 60
			←	05/15→; für Bremsscheibendurchmesser [mm]: 300		11.0441-6008.2 250038	ATE für Kolben-Ø [mm]: 60
D4	120	04/10→12/14	←	05/12→; für Bremsscheibendurchmesser [mm]: 336		11.0441-6008.2 250038	ATE für Kolben-Ø [mm]: 60
			←	05/12→; für Bremsscheibendurchmesser [mm]: 300		11.0441-6008.2 250038	ATE für Kolben-Ø [mm]: 60
			←	05/12→; für Bremsscheibendurchmesser [mm]: 316		11.0441-6008.2 250038	ATE für Kolben-Ø [mm]: 60
D5 D5 AWD	158 158	04/11→12/15 04/11→12/15	←	06/11→; für Bremsscheibendurchmesser [mm]: 300		11.0441-6008.2 250038	ATE für Kolben-Ø [mm]: 60
↓							









	kW			 	! #		
<b>VOLVO - S60 II (134) 04/10→12/18</b>							
<b>Dichtungssatz, Bremssattel</b>							
D5	158	04/11→12/15	←	06/11→; für Bremsscheibendurchmesser [mm]: 316		11.0441-6008.2 250038	ATE für Kolben-Ø [mm]: 60
D5 AWD	158	04/11→12/15	←	06/11→; für Bremsscheibendurchmesser [mm]: 336		11.0441-6008.2 250038	ATE für Kolben-Ø [mm]: 60
<b> Bremsschlauch</b>							
1.5 T2	90	10/15→05/18	←	Felgenreiße [Zoll]: 17	2	24.5162-0375.3 331203	L= 375
1.5 T3	112	03/15→05/18	←	Felgenreiße [Zoll]: 16	2	24.5162-0390.3 331199	L= 390
2.0 D2	88	03/15→05/18	→			24.5133-0310.3 331197	L= 330
2.0 D3	110	03/15→05/18	→			24.5133-0311.3 331198	L= 310
2.0 D4	140	03/15→05/18					
2.0 D5	165	03/15→05/18					
2.0 T	149	04/10→12/11					
2.0 T3	112	03/15→05/18					
2.4 D4 AWD	140	03/15→05/18					
2.5 T5	186	09/11→12/15					
2.5 T5 AWD	183	03/15→12/18					
D3	100	05/12→12/15					
D3	120	04/10→12/14					
D4	133	09/13→12/15					
D4 Drive-E Polestar	147	03/15→05/18					
D4 Polestar AWD	162	03/15→07/18					
D5	151	04/10→12/11					
D5	169	04/14→12/15					
D5 AWD	151	04/10→12/11					
D5 AWD	169	04/14→12/15					
D5 Drive-E Polestar	171	03/15→05/18					
DRIVE / D2	84	01/11→12/15					
T3	110	04/10→12/15					
T4	132	04/10→12/15					
T4F	132	04/11→12/15					
T5	177	04/10→12/14					
T5	180	09/13→12/18					
T5 AWD	180	07/14→12/18					
T5 AWD	187	08/15→12/18					
T5 Drive-E Polestar AWD	186	06/16→05/18					
T6	225	09/13→12/18					
T6 AWD	225	09/15→12/18					
T6 AWD	224	04/10→12/15					
T6 AWD	242	04/14→12/15					
2.0 Polestar AWD	270	06/15→05/18	→			24.5133-0310.3 331197	L= 330
			→			24.5133-0311.3 331198	L= 310
2.0 T4	140	03/15→05/18	←	05/15→; Felgenreiße [Zoll]: 17	2	24.5162-0375.3 331203	L= 375
			←	05/15→; Felgenreiße [Zoll]: 16	2	24.5162-0390.3 331199	L= 390
			→	□; 05/15→		24.5133-0310.3 331197	L= 330
			→	□; 05/15→		24.5133-0311.3 331198	L= 310
D4	120	04/10→12/14	←	05/12→; Felgenreiße [Zoll]: 17	2	24.5162-0375.3 331203	L= 375
			←	05/12→; Felgenreiße [Zoll]: 16	2	24.5162-0390.3 331199	L= 390
			→	□; 05/12→		24.5133-0310.3 331197	L= 330
			→	□; 05/12→		24.5133-0311.3 331198	L= 310
D5	158	04/11→12/15	←	06/11→; Felgenreiße [Zoll]: 17	2	24.5162-0375.3 331203	L= 375
D5 AWD	158	04/11→12/15	←	06/11→; Felgenreiße [Zoll]: 16	2	24.5162-0390.3 331199	L= 390
			→	□; 06/11→		24.5133-0310.3 331197	L= 330
			→	□; 06/11→		24.5133-0311.3 331198	L= 310
<b>VOLVO - S60 III (224) 02/19→</b>							
<b>Feder, Bremssattel</b>							
T4	140	02/19→	→		2	11.8116-0340.1 390595	ATE
T4 Polestar	155	07/19→					
T5	184	02/19→					
T5 AWD	183	05/19→					
T5 AWD	184	02/19→					
T5 AWD	187	05/19→					
T5 Polestar	186	07/19→					
T6 AWD	228	05/19→					
T6 Drive-E Polestar AWD	233	02/19→					
T6 Hybrid Polestar AWD	245	05/19→					
T6 Twin Engine AWD	186	02/19→					
T8 Plug-in Hybrid AWD	235	05/19→					
T8 Twin Engine AWD	223	02/19→					










	kw			 	! #		
<b>VOLVO - S60 III (224) 02/19→</b>							
<b>Feder, Bremssattel</b>							
T8 Twin Engine Polestar AWD	233	10/19→	→		2	11.8116-0340.1 390595	ATE
<b>Führungshülzensatz, Bremssattel</b>							
T4	140	02/19→	←	16" /17"		11.0101-5407.2 260011	ATE
T4 Polestar	155	07/19→	→			11.0101-5407.2 260011	ATE
T5	184	02/19→	→				
T5 AWD	183	05/19→					
T5 AWD	184	02/19→					
T5 AWD	187	05/19→					
T5 Polestar	186	07/19→					
T6 AWD	228	05/19→					
T6 Drive-E Polestar AWD	233	02/19→	←	17"		11.0101-5407.2 260011	ATE
T6 Hybrid Polestar AWD	245	05/19→	→			11.0101-5407.2 260011	ATE
T6 Twin Engine AWD	186	02/19→					
T8 Plug-in Hybrid AWD	235	05/19→					
T8 Twin Engine AWD	223	02/19→					
T8 Twin Engine Polestar AWD	233	10/19→					
<b>Führungsbolzen, Bremssattel</b>							
T4	140	02/19→	←	16" /17"		11.8171-0008.1 990049	ATE
T4 Polestar	155	07/19→	←	18"		11.8171-0096.1 250155	ATE
T5	184	02/19→	←				
T5 AWD	183	05/19→	→			11.8171-0008.1 990049	ATE
T5 AWD	184	02/19→					
T5 AWD	187	05/19→					
T5 Polestar	186	07/19→					
T6 AWD	228	05/19→					
T6 Drive-E Polestar AWD	233	02/19→	←	17"		11.8171-0008.1 990049	ATE
T6 Hybrid Polestar AWD	245	05/19→	←	18"		11.8171-0096.1 250155	ATE
T6 Twin Engine AWD	186	02/19→	→			11.8171-0008.1 990049	ATE
T8 Plug-in Hybrid AWD	235	05/19→					
T8 Twin Engine AWD	223	02/19→					
T8 Twin Engine Polestar AWD	233	10/19→					
<b>VOLVO - S70 (874) 11/96→11/00</b>							
 <b>Bremssattel</b>							
2.0	93	01/97→11/00	←	☐		24.3571-9971.5 240617	ATE - Halter
2.0	105	01/97→11/00	←	☐		24.3571-9972.5 240618	ATE - Halter
2.0	120	01/97→11/00	←	☐			
2.0	132	01/97→11/00	→	☐		24.9238-0097.5 230037	ATE
2.0 Turbo	155	01/97→11/00	→	☐		24.9238-0098.5 230038	ATE
2.0 Turbo	166	01/97→11/00	→	☐			
2.3 T-5	176	01/97→11/00					
2.3 Turbo	184	01/97→11/00					
2.4	103	08/99→11/00					
2.4	106	01/97→11/00					
2.4	121	06/98→11/00					
2.4	125	01/97→11/00					
2.4 AWD	103	04/99→09/00					
2.4 AWD	121	10/98→05/99					
2.4 Bifuel	106	10/98→11/00					
2.4 T5 AWD	142	11/96→04/99					
2.4 Turbo	142	01/97→11/00					
2.5 TDI	103	01/97→11/00					
2.3	177	11/96→11/00	←	☐; 01/97→		24.3571-9971.5 240617	ATE - Halter
			←	☐; 01/97→		24.3571-9972.5 240618	ATE - Halter
			→	☐; 01/97→		24.9238-0097.5 230037	ATE
			→	☐; 01/97→		24.9238-0098.5 230038	ATE
2.4 AWD	125	04/99→09/00	←	☐; → 05/99		24.3571-9971.5 240617	ATE - Halter
			←	☐; → 05/99		24.3571-9972.5 240618	ATE - Halter
			→	☐; → 05/99		24.9238-0097.5 230037	ATE
			→	☐; → 05/99		24.9238-0098.5 230038	ATE
2.4 Bifuel	103	07/99→11/00	←	☐		24.3571-9971.5 240617	ATE - Halter
			←	☐; → 09/00		24.3571-9971.5 240617	ATE - Halter
			←	☐		24.3571-9972.5 240618	ATE - Halter
			←	☐; → 09/00		24.3571-9972.5 240618	ATE - Halter
			→	☐		24.9238-0097.5 230037	ATE
			→	☐		24.9238-0098.5 230038	ATE
↓							

	kW			 	! #		
<b>VOLVO - S70 (874) 11/96→11/00</b>							
<b> Bremssattel</b>							
2.4 Blu-Fuel	103	07/97→09/00	←	☐		24.3571-9971.5 240617	ATE - Halter
			←	☐		24.3571-9972.5 240618	ATE - Halter
<b>Feder, Bremssattel</b>							
2.0	93	01/97→11/00	←		2	11.8116-0073.1 390498	ATE
2.0	105	01/97→11/00					
2.0	120	01/97→11/00					
2.0	132	01/97→11/00					
2.0 Turbo	155	01/97→11/00					
2.0 Turbo	166	01/97→11/00					
2.3 T-5	176	01/97→11/00					
2.3 Turbo	184	01/97→11/00					
2.4	103	08/99→11/00					
2.4	106	01/97→11/00					
2.4	121	06/98→11/00					
2.4	125	01/97→11/00					
2.4 AWD	103	04/99→09/00					
2.4 AWD	121	10/98→05/99					
2.4 Bifuel	106	10/98→11/00					
2.4 Blu-Fuel	103	07/97→09/00					
2.4 T5 AWD	142	11/96→04/99					
2.4 Turbo	142	01/97→11/00					
2.5 TDI	103	01/97→11/00					
2.3	177	11/96→11/00	←	01/97→	2	11.8116-0073.1 390498	ATE
2.4 AWD	125	04/99→09/00	←	→ 05/99	2	11.8116-0073.1 390498	ATE
2.4 Bifuel	103	07/99→11/00	←		2	11.8116-0073.1 390498	ATE
			←	→ 09/00	2	11.8116-0073.1 390498	ATE
<b>Führungshülzensatz, Bremssattel</b>							
2.0	93	01/97→11/00	←			11.0101-5407.2 260011	ATE
2.0	105	01/97→11/00					
2.0	120	01/97→11/00					
2.0	132	01/97→11/00					
2.0 Turbo	155	01/97→11/00					
2.0 Turbo	166	01/97→11/00					
2.3 T-5	176	01/97→11/00					
2.3 Turbo	184	01/97→11/00					
2.4	103	08/99→11/00					
2.4	106	01/97→11/00					
2.4	121	06/98→11/00					
2.4	125	01/97→11/00					
2.4 AWD	103	04/99→09/00					
2.4 AWD	121	10/98→05/99					
2.4 Bifuel	106	10/98→11/00					
2.4 Blu-Fuel	103	07/97→09/00					
2.4 T5 AWD	142	11/96→04/99					
2.4 Turbo	142	01/97→11/00					
2.5 TDI	103	01/97→11/00					
2.3	177	11/96→11/00	←	01/97→		11.0101-5407.2 260011	ATE
2.4 AWD	125	04/99→09/00	←	→ 05/99		11.0101-5407.2 260011	ATE
2.4 Bifuel	103	07/99→11/00	←			11.0101-5407.2 260011	ATE
			←	→ 09/00		11.0101-5407.2 260011	ATE
<b>Führungsbolzen, Bremssattel</b>							
2.0	93	01/97→11/00	←		2	11.8171-0008.1 990049	ATE
2.0	105	01/97→11/00					
2.0	120	01/97→11/00					
2.0	132	01/97→11/00					
2.0 Turbo	155	01/97→11/00					
2.0 Turbo	166	01/97→11/00					
2.3 T-5	176	01/97→11/00					
2.3 Turbo	184	01/97→11/00					
2.4	103	08/99→11/00					
2.4	106	01/97→11/00					
2.4	121	06/98→11/00					
2.4	125	01/97→11/00					
2.4 AWD	103	04/99→09/00					
2.4 AWD	121	10/98→05/99					
2.4 Bifuel	106	10/98→11/00					
2.4 Blu-Fuel	103	07/97→09/00					
2.4 T5 AWD	142	11/96→04/99					
2.4 Turbo	142	01/97→11/00					
2.5 TDI	103	01/97→11/00					
2.3	177	11/96→11/00	←	01/97→	2	11.8171-0008.1 990049	ATE
2.4 AWD	125	04/99→09/00	←	→ 05/99	2	11.8171-0008.1 990049	ATE
↓							

	kw					! #		
<b>VOLVO - S70 (874) 11/96→11/00</b>								
<b>Führungsbolzen, Bremssattel</b>								
2.4 Bifuel	103	07/99→11/00	←			2	11.8171-0008.1 990049	ATE
			←	→ 09/00		2	11.8171-0008.1 990049	ATE
<b>Dichtungssatz, Bremssattel</b>								
2.0	93	01/97→11/00	←				11.0441-5702.2 250033	ATE
2.0	105	01/97→11/00						
2.0	120	01/97→11/00	→				13.0441-3819.2 250072	ATE
2.0	132	01/97→11/00						
2.0 Turbo	155	01/97→11/00						
2.0 Turbo	166	01/97→11/00						
2.3 T-5	176	01/97→11/00						
2.3 Turbo	184	01/97→11/00						
2.4	103	08/99→11/00						
2.4	106	01/97→11/00						
2.4	121	06/98→11/00						
2.4	125	01/97→11/00						
2.4 AWD	103	04/99→09/00						
2.4 AWD	121	10/98→05/99						
2.4 Bifuel	106	10/98→11/00						
2.4 T5 AWD	142	11/96→04/99						
2.4 Turbo	142	01/97→11/00						
2.5 TDI	103	01/97→11/00						
2.3	177	11/96→11/00	←	01/97→			11.0441-5702.2 250033	ATE
			→	01/97→			13.0441-3819.2 250072	ATE
2.4 AWD	125	04/99→09/00	←	→ 05/99			11.0441-5702.2 250033	ATE
			→	→ 05/99			13.0441-3819.2 250072	ATE
2.4 Bifuel	103	07/99→11/00	←				11.0441-5702.2 250033	ATE
			←	→ 09/00			11.0441-5702.2 250033	ATE
			→				13.0441-3819.2 250072	ATE
2.4 Blu-Fuel	103	07/97→09/00	←				11.0441-5702.2 250033	ATE
<b> Bremsschlauch</b>								
2.0	93	01/97→11/00		am Bremssattel		2	83.6113-0331.3 330982	L= 330
2.0	105	01/97→11/00	←	Felgenreöße [Zoll]: 16		2	24.5170-0361.3 331310	L= 361
2.0	120	01/97→11/00	←	Felgenreöße [Zoll]: 15		2	83.6134-0335.3 330277	L= 335
2.0	132	01/97→11/00	←					
2.0 Turbo	155	01/97→11/00	→	→ 587049		2	24.5201-0204.3 331400	L= 204
2.0 Turbo	166	01/97→11/00	→					
2.3 T-5	176	01/97→11/00	→	587050→		2	83.6204-0180.3 330547	L= 180
2.3 Turbo	184	01/97→11/00						
2.4	106	01/97→11/00						
2.4	125	01/97→11/00						
2.4 AWD	103	04/99→09/00						
2.4 AWD	121	10/98→05/99						
2.4 Blu-Fuel	103	07/97→09/00						
2.4 T5 AWD	142	11/96→04/99						
2.4 Turbo	142	01/97→11/00						
2.5 TDI	103	01/97→11/00						
2.3	177	11/96→11/00		am Bremssattel; 01/97→		2	83.6113-0331.3 330982	L= 330
			←	01/97→; Felgenreöße [Zoll]: 16		2	24.5170-0361.3 331310	L= 361
			←	01/97→; Felgenreöße [Zoll]: 15		2	83.6134-0335.3 330277	L= 335
			→	01/97→; → 587049		2	24.5201-0204.3 331400	L= 204
			→	587050→		2	83.6204-0180.3 330547	L= 180
2.4	103	08/99→11/00		am Bremssattel		2	83.6113-0331.3 330982	L= 330
			←	Felgenreöße [Zoll]: 16		2	24.5170-0361.3 331310	L= 361
			←	Felgenreöße [Zoll]: 15		2	83.6134-0335.3 330277	L= 335
			→	587050→		2	83.6204-0180.3 330547	L= 180
2.4	121	06/98→11/00		am Bremssattel		2	83.6113-0331.3 330982	L= 330
2.4 Bifuel	103	07/99→11/00	←	Felgenreöße [Zoll]: 16		2	24.5170-0361.3 331310	L= 361
2.4 Bifuel	106	10/98→11/00	←	Felgenreöße [Zoll]: 15		2	83.6134-0335.3 330277	L= 335
			→			2	83.6204-0180.3 330547	L= 180
2.4 AWD	125	04/99→09/00		am Bremssattel; → 05/99		2	83.6113-0331.3 330982	L= 330
			←	→ 05/99; Felgenreöße [Zoll]: 16		2	24.5170-0361.3 331310	L= 361
			←	→ 05/99; Felgenreöße [Zoll]: 15		2	83.6134-0335.3 330277	L= 335
			→	→ 587049		2	24.5201-0204.3 331400	L= 204
			→	587050→; → 05/99		2	83.6204-0180.3 330547	L= 180

	kw			 	! #		
<b>VOLVO - S80 I (184) 05/98→02/08</b>							
<b> Bremssattel</b>							
2.0	120	06/98→07/06	←	☐; → 02/06; Felgenreöße [Zoll]: 17		24.3571-9863.5 240691	ATE - Halter
2.0 T	132	12/99→07/06	←	☐; → 02/06; Felgenreöße [Zoll]: 17		24.3571-9864.5 240692	ATE - Halter
2.0 T	166	06/98→07/06	←	☐; → 02/06; Felgenreöße [Zoll]: 17		24.3571-9864.5 240692	ATE - Halter
2.4	103	01/99→07/06	←	☐; → 02/06;		24.3601-9829.5 240507	ATE - Halter
2.4	125	01/99→07/06	←	nicht für Felgenreöße [Zoll]: 17		24.3601-9829.5 240507	ATE - Halter
2.4 Bifuel (CNG)	103	09/01→07/06	←	☐; → 02/06;		24.3601-9830.5 240508	ATE - Halter
2.4 Bifuel (LPG)	103	09/01→07/06	←	nicht für Felgenreöße [Zoll]: 17		24.3601-9830.5 240508	ATE - Halter
2.4 D	96	10/01→07/06	→	☐; → 02/06		24.3421-9979.5 240475	ATE - Halter
2.4 D5	120	08/01→07/06	→	☐; → 02/06		24.3421-9979.5 240475	ATE - Halter
2.4 T	147	06/00→07/06	→	☐; → 02/06		24.3421-9980.5 240476	ATE - Halter
2.5 T AWD	154	07/03→07/06	→	☐; → 02/06		24.3421-9980.5 240476	ATE - Halter
2.5 TDI	103	01/99→07/06					
2.8 T6	200	05/98→07/06					
2.9	147	03/99→07/06					
2.9	150	05/98→07/06					
3.0	144	06/01→07/06					
3.0 T6	200	06/01→07/06					
2.5 T	154	03/03→07/06	←	☐; 07/03→ 02/06; Felgenreöße [Zoll]: 17		24.3571-9863.5 240691	ATE - Halter
			←	☐; 07/03→ 02/06; Felgenreöße [Zoll]: 17		24.3571-9864.5 240692	ATE - Halter
			←	☐; 07/03→ 02/06;		24.3601-9829.5 240507	ATE - Halter
			←	nicht für Felgenreöße [Zoll]: 17		24.3601-9829.5 240507	ATE - Halter
			←	☐; 07/03→ 02/06;		24.3601-9830.5 240508	ATE - Halter
			←	nicht für Felgenreöße [Zoll]: 17		24.3601-9830.5 240508	ATE - Halter
			→	☐; 07/03→ 02/06		24.3421-9979.5 240475	ATE - Halter
			→	☐; 07/03→ 02/06		24.3421-9980.5 240476	ATE - Halter
<b>Feder, Bremssattel</b>							
2.0	120	06/98→07/06		→ 02/06	2	11.8116-0236.1 390507	ATE
2.0 T	132	12/99→07/06				11.8116-0366.2 390587	ATE
2.0 T	166	06/98→07/06					
2.4	103	01/99→07/06					
2.4	125	01/99→07/06					
2.4 Bifuel (CNG)	103	09/01→07/06					
2.4 Bifuel (LPG)	103	09/01→07/06					
2.4 D	96	10/01→07/06					
2.4 D5	120	08/01→07/06					
2.4 T	147	06/00→07/06					
2.5 T AWD	154	07/03→07/06					
2.5 TDI	103	01/99→07/06					
2.8 T6	200	05/98→07/06					
2.9	147	03/99→07/06					
2.9	150	05/98→07/06					
3.0	144	06/01→07/06					
3.0 T6	200	06/01→07/06					
2.5 T	154	03/03→07/06		07/03→ 02/06	2	11.8116-0236.1 390507	ATE
						11.8116-0366.2 390587	ATE
<b>Führungshülzensatz, Bremssattel</b>							
2.0	120	06/98→07/06	←	→ 02/06		11.0101-5407.2 260011	ATE
2.0 T	132	12/99→07/06					
2.0 T	166	06/98→07/06	→	→ 02/06		11.0101-5407.2 260011	ATE
2.4	103	01/99→07/06					
2.4	125	01/99→07/06					
2.4 Bifuel (CNG)	103	09/01→07/06					
2.4 Bifuel (LPG)	103	09/01→07/06					
2.4 D	96	10/01→07/06					
2.4 D5	120	08/01→07/06					
2.4 T	147	06/00→07/06					
2.5 T AWD	154	07/03→07/06					
2.5 TDI	103	01/99→07/06					
2.8 T6	200	05/98→07/06					
2.9	147	03/99→07/06					
2.9	150	05/98→07/06					
3.0	144	06/01→07/06					
3.0 T6	200	06/01→07/06					
2.5 T	154	03/03→07/06	←	07/03→ 02/06		11.0101-5407.2 260011	ATE
			→	07/03→ 02/06		11.0101-5407.2 260011	ATE
<b>Führungsbolzen, Bremssattel</b>							
2.0	120	06/98→07/06		→ 02/06	2	11.8171-0008.1 990049	ATE
2.0 T	132	12/99→07/06					
2.0 T	166	06/98→07/06					
2.4	103	01/99→07/06					
2.4	125	01/99→07/06					
2.4 Bifuel (CNG)	103	09/01→07/06					
2.4 Bifuel (LPG)	103	09/01→07/06					
2.4 D	96	10/01→07/06					
2.4 D5	120	08/01→07/06					
↓							

	kw			 	! #		
<b>VOLVO - S80 I (184) 05/98→02/08</b>							
<b>Führungsbolzen, Bremsattel</b>							
2.4 T	147	06/00→07/06		→ 02/06	2	11.8171-0008.1 990049	ATE
2.5 T AWD	154	07/03→07/06					
2.5 TDI	103	01/99→07/06					
2.8 T6	200	05/98→07/06					
2.9	147	03/99→07/06					
2.9	150	05/98→07/06					
3.0	144	06/01→07/06					
3.0 T6	200	06/01→07/06					
2.5 T	154	03/03→07/06		07/03→ 02/06	2	11.8171-0008.1 990049	ATE
<b>Bremsschlauch</b>							
2.0	120	06/98→07/06	←	→ 02/06	2	83.6113-0321.3 330621	L= 320
2.0 T	132	12/99→07/06					
2.0 T	166	06/98→07/06	→	→ 02/06	2	83.7724-0268.3 331076	L= 265
2.4	103	01/99→07/06					
2.4	125	01/99→07/06					
2.4 Bifuel (CNG)	103	09/01→07/06					
2.4 Bifuel (LPG)	103	09/01→07/06					
2.4 D	96	10/01→07/06					
2.4 D5	120	08/01→07/06					
2.4 T	147	06/00→07/06					
2.5 T AWD	154	07/03→07/06					
2.5 TDI	103	01/99→07/06					
2.8 T6	200	05/98→07/06					
2.9	147	03/99→07/06					
2.9	150	05/98→07/06					
3.0	144	06/01→07/06					
3.0 T6	200	06/01→07/06					
2.5 T	154	03/03→07/06	←	07/03→ 02/06	2	83.6113-0321.3 330621	L= 320
			→	07/03→ 02/06	2	83.7724-0268.3 331076	L= 265
<b>VOLVO - S80 II (124) 03/06→12/16</b>							
<b>Bremssattel</b>							
1.6 D DRIVe	80	01/10→12/11	←	☐; Felgenreöße [Zoll]: 18		11.9606-9945.2 220727	ATE - Halter
1.6 DRIVe	84	06/11→01/14	←	☐; nicht für Felgenreöße [Zoll]: 16		24.3601-9711.5 241048	ATE - Halter
2.0	107	01/08→09/12	←	☐; nicht für Felgenreöße [Zoll]: 16		24.3601-9712.5 241049	ATE - Halter
2.0 FlexFuel	107	01/08→12/11	←	☐; nicht für Felgenreöße [Zoll]: 16			
2.0 T	149	01/10→05/11	←	☐			
2.4 D	120	03/06→03/11	←	☐		24.3606-9946.5 240967	ATE - Halter
2.4 D	129	01/10→03/11	←	☐; Felgenreöße [Zoll]: 17		24.3606-9949.5 241123	ATE - Halter
2.5 T	147	03/06→12/11	←	☐; Felgenreöße [Zoll]: 17		24.3606-9950.5 241124	ATE - Halter
2.5 T	170	01/10→12/12	←	☐; Felgenreöße [Zoll]: 17			
2.5 T	183	09/12→12/16	→	☐		24.6238-1703.5 241215	TRW - Halter + eFSB
2.5 T	187	01/12→04/16	→	☐		24.6238-1704.5 241216	TRW - Halter + eFSB
2.5 T FlexFuel	147	05/08→12/11	→	☐		24.6241-1703.5 240992	TRW + EMot / - Halter + FSB
2.5 T FlexFuel	170	01/10→12/11	→	☐; V		24.6241-1704.5 240993	TRW + EMot / - Halter + FSB
3.2	175	03/06→12/10	→	☐; V			
3.2	179	01/10→12/14	→	☐; V			
3.2 AWD	175	01/07→12/10					
3.2 AWD	179	01/10→12/12					
4.4 V8 AWD	232	03/06→03/12					
D3	100	05/12→05/14					
D3 / D4	120	01/10→12/16					
D4	133	09/13→12/16					
D5	136	03/06→08/09					
D5	151	01/10→12/11					
D5	158	06/11→04/15					
D5 AWD	136	01/07→05/09					
D5 AWD	151	01/10→12/11					
D5 AWD	158	06/11→04/15					
T4	132	10/10→04/14					
T4F	132	05/11→01/14					
T5	177	10/10→12/16					
T5	180	09/13→05/14					
T6 AWD	210	01/07→12/10					
T6 AWD	224	10/10→12/16					
2.0 TDi	100	02/08→03/11	←	☐; Felgenreöße [Zoll]: 18		11.9606-9945.2 220727	ATE - Halter
			←	☐; nicht für Felgenreöße [Zoll]: 16		24.3601-9711.5 241048	ATE - Halter
			←	☐; nicht für Felgenreöße [Zoll]: 16		24.3601-9712.5 241049	ATE - Halter
			←	☐		24.3606-9946.5 240967	ATE - Halter
			←	☐; Felgenreöße [Zoll]: 17		24.3606-9949.5 241123	ATE - Halter
			←	☐; Felgenreöße [Zoll]: 17		24.3606-9950.5 241124	ATE - Halter
			→	☐		24.6238-1703.5 241215	TRW - Halter + eFSB
			→	☐		24.6241-1703.5 240992	TRW + EMot / - Halter + FSB
			→	☐		24.6238-1704.5 241216	TRW - Halter + eFSB
			→	☐		24.6241-1704.5 240993	TRW + EMot / - Halter + FSB





kW



! #

**VOLVO - S80 II (124) 03/06→12/16****Halter, Bremssattel**

1.6 D DRIVE	80	01/10→12/11	←	Felgenreöße [Zoll]: 16	11.0230-0934.1	260128	ATE
1.6 DRIVE	84	06/11→01/14					
2.0	107	01/08→09/12					
2.0 FlexFuel	107	01/08→12/11					
2.0 T	149	01/10→05/11					
2.0 TDi	100	02/08→03/11					
2.4 D	120	03/06→03/11					
2.4 D	129	01/10→03/11					
2.5 T	147	03/06→12/11					
2.5 T	170	01/10→12/12					
2.5 T	183	09/12→12/16					
2.5 T	187	01/12→04/16					
2.5 T FlexFuel	147	05/08→12/11					
2.5 T FlexFuel	170	01/10→12/11					
3.2	175	03/06→12/10					
3.2	179	01/10→12/14					
3.2 AWD	175	01/07→12/10					
3.2 AWD	179	01/10→12/12					
4.4 V8 AWD	232	03/06→03/12					
D3	100	05/12→05/14					
D3 / D4	120	01/10→12/16					
D4	133	09/13→12/16					
D5	136	03/06→08/09					
D5	151	01/10→12/11					
D5	158	06/11→04/15					
D5 AWD	136	01/07→05/09					
D5 AWD	151	01/10→12/11					
D5 AWD	158	06/11→04/15					
T4	132	10/10→04/14					
T4F	132	05/11→01/14					
T5	177	10/10→12/16					
T5	180	09/13→05/14					
T6 AWD	210	01/07→12/10					
T6 AWD	224	10/10→12/16					

**Feder, Bremssattel**








1.6 D DRIVE	80	01/10→12/11	←		2	11.8116-0206.1	390593	ATE
1.6 DRIVE	84	06/11→01/14				11.8116-0388.2	390588	ATE
2.0	107	01/08→09/12						
2.0 FlexFuel	107	01/08→12/11						
2.0 T	149	01/10→05/11						
2.0 TDi	100	02/08→03/11						
2.4 D	120	03/06→03/11						
2.4 D	129	01/10→03/11						
2.5 T	147	03/06→12/11						
2.5 T	170	01/10→12/12						
2.5 T	183	09/12→12/16						
2.5 T	187	01/12→04/16						
2.5 T FlexFuel	147	05/08→12/11						
2.5 T FlexFuel	170	01/10→12/11						
3.2	175	03/06→12/10						
3.2	179	01/10→12/14						
3.2 AWD	175	01/07→12/10						
3.2 AWD	179	01/10→12/12						
4.4 V8 AWD	232	03/06→03/12						
D3	100	05/12→05/14						
D3 / D4	120	01/10→12/16						
D4	133	09/13→12/16						
D5	136	03/06→08/09						
D5	151	01/10→12/11						
D5	158	06/11→04/15						
D5 AWD	136	01/07→05/09						
D5 AWD	151	01/10→12/11						
D5 AWD	158	06/11→04/15						
T4	132	10/10→04/14						
T4F	132	05/11→01/14						
T5	177	10/10→12/16						
T5	180	09/13→05/14						
T6 AWD	210	01/07→12/10						
T6 AWD	224	10/10→12/16						








**Führungshülzensatz, Bremssattel**

1.6 D DRIVE	80	01/10→12/11	←			11.0101-5704.2	260095	ATE
1.6 DRIVE	84	06/11→01/14						
2.0	107	01/08→09/12						
2.0 FlexFuel	107	01/08→12/11						
2.0 T	149	01/10→05/11						
2.0 TDi	100	02/08→03/11						
2.4 D	120	03/06→03/11						
2.4 D	129	01/10→03/11						
2.5 T	147	03/06→12/11						
2.5 T	170	01/10→12/12						
2.5 T	183	09/12→12/16						
↓								





	kW			 	! #		
<b>VOLVO - S80 II (124) 03/06→12/16</b>							
<b>Führungshülzensatz, Bremsattel</b>							
2.5 T	187	01/12→04/16	←			11.0101-5704.2 260095	ATE
2.5 T FlexFuel	147	05/08→12/11					
2.5 T FlexFuel	170	01/10→12/11					
3.2	175	03/06→12/10					
3.2	179	01/10→12/14					
3.2 AWD	175	01/07→12/10					
3.2 AWD	179	01/10→12/12					
4.4 V8 AWD	232	03/06→03/12					
D3	100	05/12→05/14					
D3 / D4	120	01/10→12/16					
D4	133	09/13→12/16					
D5	136	03/06→08/09					
D5	151	01/10→12/11					
D5	158	06/11→04/15					
D5 AWD	136	01/07→05/09					
D5 AWD	151	01/10→12/11					
D5 AWD	158	06/11→04/15					
T4	132	10/10→04/14					
T4F	132	05/11→01/14					
T5	177	10/10→12/16					
T5	180	09/13→05/14					
T6 AWD	210	01/07→12/10					
T6 AWD	224	10/10→12/16					
<b>Führungsbolzen, Bremsattel</b>							
1.6 D DRiVe	80	01/10→12/11			2	11.8171-0008.1 990049	ATE
1.6 DRiVe	84	06/11→01/14					
2.0	107	01/08→09/12					
2.0 FlexFuel	107	01/08→12/11					
2.0 T	149	01/10→05/11					
2.0 TDi	100	02/08→03/11					
2.4 D	120	03/06→03/11					
2.4 D	129	01/10→03/11					
2.5 T	147	03/06→12/11					
2.5 T	170	01/10→12/12					
2.5 T	183	09/12→12/16					
2.5 T	187	01/12→04/16					
2.5 T FlexFuel	147	05/08→12/11					
2.5 T FlexFuel	170	01/10→12/11					
3.2	175	03/06→12/10					
3.2	179	01/10→12/14					
3.2 AWD	175	01/07→12/10					
3.2 AWD	179	01/10→12/12					
4.4 V8 AWD	232	03/06→03/12					
D3	100	05/12→05/14					
D3 / D4	120	01/10→12/16					
D4	133	09/13→12/16					
D5	136	03/06→08/09					
D5	151	01/10→12/11					
D5	158	06/11→04/15					
D5 AWD	136	01/07→05/09					
D5 AWD	151	01/10→12/11					
D5 AWD	158	06/11→04/15					
T4	132	10/10→04/14					
T4F	132	05/11→01/14					
T5	177	10/10→12/16					
T5	180	09/13→05/14					
T6 AWD	210	01/07→12/10					
T6 AWD	224	10/10→12/16					
<b>Dichtungssatz, Bremsattel</b>							
1.6 D DRiVe	80	01/10→12/11	←			11.0441-6008.2 250038	ATE für Kolben-Ø [mm]: 60
1.6 DRiVe	84	06/11→01/14					
2.0	107	01/08→09/12					
2.0 FlexFuel	107	01/08→12/11					
2.0 T	149	01/10→05/11					
2.0 TDi	100	02/08→03/11					
2.4 D	120	03/06→03/11					
2.4 D	129	01/10→03/11					
2.5 T	147	03/06→12/11					
2.5 T	170	01/10→12/12					
2.5 T	183	09/12→12/16					
2.5 T	187	01/12→04/16					
2.5 T FlexFuel	147	05/08→12/11					
2.5 T FlexFuel	170	01/10→12/11					
3.2	175	03/06→12/10					
3.2	179	01/10→12/14					
3.2 AWD	175	01/07→12/10					
3.2 AWD	179	01/10→12/12					
4.4 V8 AWD	232	03/06→03/12					
D3	100	05/12→05/14					
D3 / D4	120	01/10→12/16					
D4	133	09/13→12/16					
↓							

	kw					! #			
<b>VOLVO - S80 II (124) 03/06→12/16</b>									
<b>Dichtungssatz, Bremssattel</b>									
D5	136	03/06→08/09	←				11.0441-6008.2	250038	ATE für Kolben-Ø [mm]: 60
D5	151	01/10→12/11							
D5	158	06/11→04/15							
D5 AWD	136	01/07→05/09							
D5 AWD	151	01/10→12/11							
D5 AWD	158	06/11→04/15							
T4	132	10/10→04/14							
T4F	132	05/11→01/14							
T5	177	10/10→12/16							
T5	180	09/13→05/14							
T6 AWD	210	01/07→12/10							
T6 AWD	224	10/10→12/16							
<b>Bremsschlauch</b>									
1.6 D DRIVE	80	01/10→12/11	←	Felgenreöße [Zoll]: 17 / 18	2	24.5162-0375.3	331203	L= 375	
1.6 DRIVE	84	06/11→01/14							
2.0	107	01/08→09/12	←	Felgenreöße [Zoll]: 16	2	24.5162-0390.3	331199	L= 390	
2.0 FlexFuel	107	01/08→12/11	→	☐; 115164→; + eFSB		24.5133-0310.3	331197	L= 330	
2.0 T	149	01/10→05/11	→						
2.0 TDi	100	02/08→03/11	→	☐; 66720→ 115163; + eFSB		24.5133-0310.3	331197	L= 330	
2.4 D	120	03/06→03/11	→						
2.4 D	129	01/10→03/11	→	☐; → 66719; + eFSB		24.5133-0310.3	331197	L= 330	
2.5 T	147	03/06→12/11	→						
2.5 T	170	01/10→12/12	→	☐; 115164→; + eFSB		24.5133-0311.3	331198	L= 310	
2.5 T FlexFuel	147	05/08→12/11	→	☐; 66720→ 115163; + eFSB		24.5133-0311.3	331198	L= 310	
2.5 T FlexFuel	170	01/10→12/11							
3.2	175	03/06→12/10							
3.2	179	01/10→12/14							
3.2 AWD	175	01/07→12/10							
3.2 AWD	179	01/10→12/12							
4.4 V8 AWD	232	03/06→03/12							
D3	100	05/12→05/14							
D3 / D4	120	01/10→12/16							
D5	136	03/06→08/09							
D5	151	01/10→12/11							
D5	158	06/11→04/15							
D5 AWD	136	01/07→05/09							
D5 AWD	151	01/10→12/11							
D5 AWD	158	06/11→04/15							
T4	132	10/10→04/14							
T4F	132	05/11→01/14							
T5	177	10/10→12/16							
T6 AWD	210	01/07→12/10							
T6 AWD	224	10/10→12/16							
2.5 T	183	09/12→12/16	←	Felgenreöße [Zoll]: 17 / 18	2	24.5162-0375.3	331203	L= 375	
2.5 T	187	01/12→04/16	←	Felgenreöße [Zoll]: 16	2	24.5162-0390.3	331199	L= 390	
			→	☐; → 115163; + eFSB		24.5133-0310.3	331197	L= 330	
			→	☐; 115164→; + eFSB		24.5133-0310.3	331197	L= 330	
			→	☐; → 115163; + eFSB		24.5133-0311.3	331198	L= 310	
			→	☐; 115164→; + eFSB		24.5133-0311.3	331198	L= 310	
D4	133	09/13→12/16	←	Felgenreöße [Zoll]: 17 / 18	2	24.5162-0375.3	331203	L= 375	
T5	180	09/13→05/14	←	Felgenreöße [Zoll]: 16	2	24.5162-0390.3	331199	L= 390	
			→	☐; + eFSB		24.5133-0310.3	331197	L= 330	
			→	☐; + eFSB		24.5133-0311.3	331198	L= 310	
<b>VOLVO - S90 I (964) 11/96→12/98</b>									
<b>Bremssattel</b>									
2.5	125	11/96→10/98	←	☐		24.3571-1707.5	240079	TRW - Halter	
2.9	132	01/97→05/98	←	☐		24.3571-1708.5	240080	TRW - Halter	
2.9	150	01/97→05/98	←	☐					
<b>Zubehörsatz, Bremssattel</b>									
2.5	125	11/96→10/98	←			24.0101-3601.2	260044	TRW	
2.9	132	01/97→05/98							
2.9	150	01/97→05/98							
<b>Bremsschlauch</b>									
2.5	125	11/96→10/98	←		2	83.6124-0380.3	330268	L= 380	
2.9	132	01/97→05/98							
2.9	150	01/97→05/98	→		2	83.6134-0300.3	330725	L= 300	
<b>VOLVO - S90 II (234) 01/16→</b>									
<b>Feder, Bremssattel</b>									
2.0 D3	110	03/16→	→		2	11.8116-0340.1	390595	ATE	
↓									



**VOLVO - S90 II (234) 01/16→**

**Feder, Bremssattel**











2.0 D4	120	09/18→	➔		2	<b>11.8116-0340.1</b>	<b>390595</b>	ATE
2.0 D4	140	03/16→						
2.0 D4 AWD	140	03/16→						
2.0 D5 AWD	173	03/16→						
2.0 D5 Polestar AWD	177	06/19→						
2.0 T4	140	10/17→						
2.0 T4 Polestar	155	06/19→						
2.0 T5	184	10/17→						
2.0 T5	187	03/16→						
2.0 T5 Drive-E Polestar	186	10/17→						
2.0 T5 Drive-E Polestar	192	03/16→						
2.0 T6 AWD	228	10/17→						
2.0 T6 AWD	235	03/16→						
2.0 T6 Drive-E Polestar AWD	240	10/17→						
2.0 T8 Hybrid AWD	223	04/18→						
2.0 T8 Hybrid Polestar AWD	233	01/19→						
2.0 T8 Plug-in Hybrid AWD	235	10/17→						
D4 Drive-E Polestar AWD	147	03/16→						
D4 Drive-E Polestar AWD	147	03/16→						
T6 Drive-E Polestar AWD	246	03/16→						
T8 Plug-in Hybrid Polestar AWD	246	10/17→						

**Führungshülzensatz, Bremssattel**

2.0 D3	110	03/16→	←	16" /17"		<b>11.0101-5407.2</b>	<b>260011</b>	ATE
2.0 D4	120	09/18→						
2.0 D4	140	03/16→	➔			<b>11.0101-5407.2</b>	<b>260011</b>	ATE
2.0 D4 AWD	140	03/16→						
2.0 D5 AWD	173	03/16→						
2.0 D5 Polestar AWD	177	06/19→						
2.0 T4	140	10/17→						
2.0 T4 Polestar	155	06/19→						
2.0 T5	184	10/17→						
2.0 T5	187	03/16→						
2.0 T5 Drive-E Polestar	186	10/17→						
2.0 T5 Drive-E Polestar	192	03/16→						
2.0 T6 AWD	228	10/17→						
2.0 T6 AWD	235	03/16→						
2.0 T6 Drive-E Polestar AWD	240	10/17→						
2.0 T8 Hybrid AWD	223	04/18→						
2.0 T8 Hybrid Polestar AWD	233	01/19→						
2.0 T8 Plug-in Hybrid AWD	235	10/17→						
D4 Drive-E Polestar AWD	147	03/16→						
D4 Drive-E Polestar AWD	147	03/16→						
T6 Drive-E Polestar AWD	246	03/16→						
T8 Plug-in Hybrid Polestar AWD	246	10/17→						

**Führungsbolzen, Bremssattel**

2.0 D3	110	03/16→	←	16" /17"		<b>11.8171-0008.1</b>	<b>990049</b>	ATE
2.0 D4	120	09/18→						
2.0 D4	140	03/16→	←	18"		<b>11.8171-0096.1</b>	<b>250155</b>	ATE
2.0 D4 AWD	140	03/16→						
2.0 D5 AWD	173	03/16→	➔			<b>11.8171-0008.1</b>	<b>990049</b>	ATE
2.0 D5 Polestar AWD	177	06/19→						
2.0 T4	140	10/17→						
2.0 T4 Polestar	155	06/19→						
2.0 T5	184	10/17→						
2.0 T5	187	03/16→						
2.0 T5 Drive-E Polestar	186	10/17→						
2.0 T5 Drive-E Polestar	192	03/16→						
2.0 T6 AWD	228	10/17→						
2.0 T6 AWD	235	03/16→						
2.0 T6 Drive-E Polestar AWD	240	10/17→						
2.0 T8 Hybrid AWD	223	04/18→						
2.0 T8 Hybrid Polestar AWD	233	01/19→						
2.0 T8 Plug-in Hybrid AWD	235	10/17→						
D4 Drive-E Polestar AWD	147	03/16→						
D4 Drive-E Polestar AWD	147	03/16→						
↓								

	kw			 	! #		
<b>VOLVO - S90 II (234) 01/16→</b>							
<b>Führungsbolzen, Bremsattel</b>							
T6 Drive-E Polestar AWD	246	03/16→	←	16" /17"		11.8171-0008.1	990049 ATE
T8 Plug-in Hybrid Polestar AWD	246	10/17→	←	18"		11.8171-0096.1	250155 ATE
			→			11.8171-0008.1	990049 ATE
<b>VOLVO - V40 Kasten/Schrägheck (525, 526) 09/13→12/15</b>							
 <b>Bremsattel</b>							
1.6 D2/ DRIVE	84	09/13→12/15	←	☐; Felgenreöße [Zoll]: 15 / 16		24.3571-9813.5	240557 ATE - Halter
2.0 D3	110	09/13→12/15	←	☐; Felgenreöße [Zoll]: 15 / 16		24.3571-9814.5	240558 ATE - Halter
2.0 D4	130	09/13→12/14	←	☐; Felgenreöße [Zoll]: 17		24.3576-9975.5	241042 ATE - Halter
			←	☐; Felgenreöße [Zoll]: 17		24.3576-9976.5	241043 ATE - Halter
			→	☐		24.3387-7099.5	241017 ATE - Halter
			→	☐		24.3387-7100.5	241018 ATE - Halter
<b>Halter, Bremsattel</b>							
1.6 D2/ DRIVE	84	09/13→12/15	→			11.0230-0698.2	260091 ATE
2.0 D3	110	09/13→12/15					
2.0 D4	130	09/13→12/14					
<b>Feder, Bremsattel</b>							
1.6 D2/ DRIVE	84	09/13→12/15			2	11.8116-0340.1	390595 ATE
2.0 D3	110	09/13→12/15				11.8116-0345.2	390596 ATE
2.0 D4	130	09/13→12/14					
<b>Führungshülzensatz, Bremsattel</b>							
1.6 D2/ DRIVE	84	09/13→12/15	←			11.0101-5407.2	260011 ATE
2.0 D3	110	09/13→12/15					
2.0 D4	130	09/13→12/14	→			11.0101-5407.2	260011 ATE
<b>Führungsbolzen, Bremsattel</b>							
1.6 D2/ DRIVE	84	09/13→12/15			2	11.8171-0008.1	990049 ATE
2.0 D3	110	09/13→12/15					
2.0 D4	130	09/13→12/14					
 <b>Bremsschlauch</b>							
1.6 D2/ DRIVE	84	09/13→12/15	←	für Fahrzeuge ohne erhöhte Bodenfreiheit	2	83.7716-0408.3	331520 L= 406
2.0 D3	110	09/13→12/15					
2.0 D4	130	09/13→12/14	→		2	83.7788-0393.3	331523 L= 394
<b>VOLVO - V40 Kombi (645) 07/95→06/04</b>							
 <b>Bremsattel</b>							
1.6	77	12/95→08/99	←	☐; → 08/97		24.3541-1783.5	240269 TRW - Halter
1.8	85	07/95→08/99	←	☐; → 08/97		24.3541-1784.5	240270 TRW - Halter
1.9 TD	66	07/95→08/99	←	☐; → 08/97		24.3541-1785.5	240271 TRW - Halter
2.0	100	07/95→06/04	←	☐; 09/97→		24.3541-1786.5	240272 TRW - Halter
			←	☐; 09/97→		24.3541-1786.5	240272 TRW - Halter
			→	☐; → 426760		24.3384-1721.5	240255 TRW - Halter
			→	☐; → 426760		24.3384-1722.5	240256 TRW - Halter
			→	☐; 426761→		24.3384-1743.5	240319 TRW - Halter
			→	☐; 426761→		24.3384-1744.5	240320 TRW - Halter
1.6	80	03/99→06/04	←	☐		24.3541-1785.5	240271 TRW - Halter
1.8	90	03/99→06/04	←	☐		24.3541-1786.5	240272 TRW - Halter
1.8 Blu-Fuel	85	06/01→08/03	←	☐		24.3541-1786.5	240272 TRW - Halter
1.8 i	90	06/01→06/04	→	☐		24.3384-1743.5	240319 TRW - Halter
1.8 i	92	03/98→06/04	→	☐		24.3384-1744.5	240320 TRW - Halter
1.8 LPG	90	03/99→06/04	→	☐		24.3384-1744.5	240320 TRW - Halter
1.9 DI	70	03/99→07/00					
1.9 DI	75	07/00→06/04					
2.0 T	120	06/01→06/04					
1.9 DI	85	07/00→06/04	←	☐		24.3541-1785.5	240271 TRW - Halter
2.0 T	118	10/97→07/00	←	☐		24.3541-1786.5	240272 TRW - Halter
			→	☐; → 426760		24.3384-1721.5	240255 TRW - Halter
			→	☐; → 426760		24.3384-1722.5	240256 TRW - Halter
			→	☐; 426761→		24.3384-1743.5	240319 TRW - Halter
			→	☐; 426761→		24.3384-1744.5	240320 TRW - Halter
1.9 T4	147	05/97→07/00	←	☐; → 08/97; + ABS		24.3541-1783.5	240269 TRW - Halter
↓							



**VOLVO - V40 Kombi (645) 07/95→06/04**

**Bremssattel**

1.9 T4	147	05/97→07/00	←	☐; → 08/97; + ABS	24.3541-1784.5	240270	TRW - Halter
			←	☐; 09/97→	24.3541-1785.5	240271	TRW - Halter
			←	☐; 09/97→	24.3541-1786.5	240272	TRW - Halter
			→	☐; → 426760	24.3384-1721.5	240255	TRW - Halter
			→	☐; → 426760	24.3384-1722.5	240256	TRW - Halter
			→	☐; 426761→	24.3384-1743.5	240319	TRW - Halter
			→	☐; 426761→	24.3384-1744.5	240320	TRW - Halter
2.0	103	07/95→08/99	←	☐; → 08/97	24.3541-1783.5	240269	TRW - Halter
			←	☐; → 08/97	24.3541-1784.5	240270	TRW - Halter
			←	☐; 09/97→	24.3541-1785.5	240271	TRW - Halter
			←	☐; 09/97→	24.3541-1786.5	240272	TRW - Halter
			→	☐; 426761→	24.3384-1743.5	240319	TRW - Halter
			→	☐; 426761→	24.3384-1744.5	240320	TRW - Halter
2.0 T	121	07/99→06/04	←	☐; 07/00→ 06/01	24.3541-1785.5	240271	TRW - Halter
			←	☐; 07/00→ 06/01	24.3541-1786.5	240272	TRW - Halter
			→	☐; 07/00→ 06/01	24.3384-1743.5	240319	TRW - Halter
			→	☐; 07/00→ 06/01	24.3384-1744.5	240320	TRW - Halter
2.0 T4	147	07/00→06/04	←	☐; → 04/04	24.3541-1785.5	240271	TRW - Halter
			←	☐; → 04/04	24.3541-1786.5	240272	TRW - Halter
			→	☐; → 04/04	24.3384-1743.5	240319	TRW - Halter
			→	☐; → 04/04	24.3384-1744.5	240320	TRW - Halter









**Bremsschlauch**

1.6	77	12/95→08/99	←		2	24.5248-0461.3	330707	L= 460
1.6	80	03/99→06/04	→		2	24.5249-0416.3	330708	L= 416
1.8	85	07/95→08/99	→					
1.8	90	03/99→06/04	→					
1.8 Blu-Fuel	85	06/01→08/03						
1.8 i	90	06/01→06/04						
1.8 i	92	03/98→06/04						
1.8 LPG	90	03/99→06/04						
1.9 DI	70	03/99→07/00						
1.9 DI	75	07/00→06/04						
1.9 DI	85	07/00→06/04						
1.9 T4	147	05/97→07/00						
1.9 TD	66	07/95→08/99						
2.0	100	07/95→06/04						
2.0	103	07/95→08/99						
2.0 T	118	10/97→07/00						
2.0 T	120	06/01→06/04						
2.0 T	121	07/99→06/04	←	07/00→ 06/01	2	24.5248-0461.3	330707	L= 460
			→	07/00→ 06/01	2	24.5249-0416.3	330708	L= 416
2.0 T4	147	07/00→06/04	←	→ 04/04	2	24.5248-0461.3	330707	L= 460
			→	→ 04/04	2	24.5249-0416.3	330708	L= 416

**VOLVO - V40 Schrägheck (525, 526) 03/12→**

**Bremssattel**

D2	84	03/12→	←	☐; 09/12→; Felgenreöße [Zoll]: 15 / 16	24.3571-9813.5	240557	ATE - Halter
D3	110	03/12→03/15	←	☐; 09/12→; Felgenreöße [Zoll]: 15 / 16	24.3571-9814.5	240558	ATE - Halter
D4	130	03/12→	←	☐; 09/12→; Felgenreöße [Zoll]: 15 / 16	24.3571-9814.5	240558	ATE - Halter
T3 GTDi	110	03/12→	←	☐; 09/12→; Felgenreöße [Zoll]: 17	24.3576-9975.5	241042	ATE - Halter
T4 GTDi	132	03/12→	←	☐; 09/12→; Felgenreöße [Zoll]: 17	24.3576-9976.5	241043	ATE - Halter
			→	☐; 09/12→	24.3387-7099.5	241017	ATE - Halter
			→	☐; 09/12→	24.3387-7100.5	241018	ATE - Halter
D2	88	02/15→	←	☐; Felgenreöße [Zoll]: 15 / 16	24.3571-9813.5	240557	ATE - Halter
D3	110	04/15→	←	☐; Felgenreöße [Zoll]: 15 / 16	24.3571-9814.5	240558	ATE - Halter
D4	140	05/14→	←	☐; Felgenreöße [Zoll]: 15 / 16	24.3571-9814.5	240558	ATE - Halter
D4 Polestar	147	05/14→	←	☐; Felgenreöße [Zoll]: 17	24.3576-9975.5	241042	ATE - Halter
T2	90	02/15→	←	☐; Felgenreöße [Zoll]: 17	24.3576-9975.5	241042	ATE - Halter
T2 GTDi	88	03/13→12/15	←	☐; Felgenreöße [Zoll]: 17	24.3576-9976.5	241043	ATE - Halter
T3	112	02/15→	→	☐	24.3387-7099.5	241017	ATE - Halter
T4	147	04/14→	→	☐	24.3387-7099.5	241017	ATE - Halter
T4	132	07/13→12/15	→	☐	24.3387-7100.5	241018	ATE - Halter
T4	140	08/15→	→	☐	24.3387-7100.5	241018	ATE - Halter
T5	157	03/13→12/15	→	☐	24.3387-7100.5	241018	ATE - Halter

	kw			 	! #			
<b>VOLVO - V40 Schrägheck (525, 526) 03/12→</b>								
<b> Bremssattel</b>								
T5	180	05/14→	←	☐; Felgenreöße [Zoll]: 15 / 16	24.3571-9813.5	240557	ATE - Halter	
T5 AWD	180	05/14→	←	☐; Felgenreöße [Zoll]: 15 / 16	24.3571-9814.5	240558	ATE - Halter	
T5 Drive-E Polestar	186	05/14→	←	☐; Felgenreöße [Zoll]: 17	24.3576-9975.5	241042	ATE - Halter	
			←	☐; Felgenreöße [Zoll]: 17	24.3576-9976.5	241043	ATE - Halter	
			→	☐	24.3387-7099.5	241017	ATE - Halter	
			→	☐	24.3387-7100.5	241018	ATE - Halter	
T4 AWD	132	07/13→	←	☐; Felgenreöße [Zoll]: 17	24.3576-9975.5	241042	ATE - Halter	
T4 AWD	140	05/14→	←	☐; Felgenreöße [Zoll]: 17	24.3576-9976.5	241043	ATE - Halter	
T5	187	12/12→	←	☐; Felgenreöße [Zoll]: 17	24.3576-9976.5	241043	ATE - Halter	
T5 AWD	157	03/13→	→	☐	24.3387-7099.5	241017	ATE - Halter	
T5 AWD	187	01/13→	→	☐	24.3387-7100.5	241018	ATE - Halter	
<b>Halter, Bremssattel</b>								
D2	84	03/12→	→	09/12→	11.0230-0698.2	260091	ATE	
D3	110	03/12→03/15						
D4	130	03/12→						
T3 GTDi	110	03/12→						
T4 GTDi	132	03/12→						
D2	88	02/15→	→		11.0230-0698.2	260091	ATE	
D3	110	04/15→						
D4	140	05/14→						
D4 Polestar	147	05/14→						
T2	90	02/15→						
T2 GTDi	88	03/13→12/15						
T3	112	02/15→						
T4	147	04/14→						
T4	132	07/13→12/15						
T4	140	08/15→						
T4 AWD	132	07/13→						
T4 AWD	140	05/14→						
T5	157	03/13→12/15						
T5	180	05/14→						
T5	187	12/12→						
T5 AWD	157	03/13→						
T5 AWD	180	05/14→						
T5 AWD	187	01/13→						
T5 Drive-E Polestar	186	05/14→						
<b>Feder, Bremssattel</b>								
D2	84	03/12→		09/12→	2	11.8116-0340.1	390595	ATE
D3	110	03/12→03/15				11.8116-0345.2	390596	ATE
D4	130	03/12→						
T3 GTDi	110	03/12→						
T4 GTDi	132	03/12→						
D2	88	02/15→			2	11.8116-0340.1	390595	ATE
D3	110	04/15→				11.8116-0345.2	390596	ATE
D4	140	05/14→						
T2	90	02/15→						
T2 GTDi	88	03/13→12/15						
T3	112	02/15→						
T4	147	04/14→						
T4	132	07/13→12/15						
T4	140	08/15→						
T4 AWD	132	07/13→						
T4 AWD	140	05/14→						
T5	157	03/13→12/15						
T5	180	05/14→						
T5	187	12/12→						
T5 AWD	157	03/13→						
T5 AWD	180	05/14→						
T5 AWD	187	01/13→						
<b>Führungshülzensatz, Bremssattel</b>								
D2	84	03/12→	←	09/12→		11.0101-5407.2	260011	ATE
D3	110	03/12→03/15	→	09/12→		11.0101-5407.2	260011	ATE
D4	130	03/12→						
T3 GTDi	110	03/12→						
T4 GTDi	132	03/12→						
D2	88	02/15→	←			11.0101-5407.2	260011	ATE
D3	110	04/15→	→			11.0101-5407.2	260011	ATE
D4	140	05/14→						
D4 Polestar	147	05/14→						
T2	90	02/15→						
T2 GTDi	88	03/13→12/15						
T3	112	02/15→						
T4	147	04/14→						
T4	132	07/13→12/15						
↓								



**VOLVO - V40 Schrägheck (525, 526) 03/12→**

**Führungshülzensatz, Bremsattel**

T4	140	08/15→	←			11.0101-5407.2	260011	ATE
T4 AWD	132	07/13→						
T4 AWD	140	05/14→	→			11.0101-5407.2	260011	ATE
T5	157	03/13→12/15						
T5	180	05/14→						
T5	187	12/12→						
T5 AWD	157	03/13→						
T5 AWD	180	05/14→						
T5 AWD	187	01/13→						
T5 Drive-E Polestar	186	05/14→						

**Führungsbolzen, Bremsattel**

D2	84	03/12→		09/12→	2	11.8171-0008.1	990049	ATE
D3	110	03/12→03/15						
D4	130	03/12→						
T3 GTDi	110	03/12→						
T4 GTDi	132	03/12→						
D2	88	02/15→			2	11.8171-0008.1	990049	ATE
D3	110	04/15→						
D4	140	05/14→						
T2	90	02/15→						
T2 GTDi	88	03/13→12/15						
T3	112	02/15→						
T4	147	04/14→						
T4	132	07/13→12/15						
T4	140	08/15→						
T4 AWD	132	07/13→						
T4 AWD	140	05/14→						
T5	157	03/13→12/15						
T5	180	05/14→						
T5	187	12/12→						
T5 AWD	157	03/13→						
T5 AWD	180	05/14→						
T5 AWD	187	01/13→						








**Bremsschlauch**

D2	84	03/12→	←	09/12→;	2	83.7716-0408.3	331520	L= 406
D3	110	03/12→03/15		für Fahrzeuge ohne erhöhte Bodenfreiheit				
D4	130	03/12→						
T3 GTDi	110	03/12→	→	09/12→	2	83.7788-0393.3	331523	L= 394
T4 GTDi	132	03/12→						
D2	88	02/15→	←	für Fahrzeuge ohne erhöhte Bodenfreiheit	2	83.7716-0408.3	331520	L= 406
D3	110	04/15→						
D4	140	05/14→	→		2	83.7788-0393.3	331523	L= 394
T2	90	02/15→						
T2 GTDi	88	03/13→12/15						
T3	112	02/15→						
T4	147	04/14→						
T4	132	07/13→12/15						
T4	140	08/15→						
T4 AWD	132	07/13→						
T4 AWD	140	05/14→						
T5	157	03/13→12/15						
T5	180	05/14→						
T5	187	12/12→						
T5 AWD	157	03/13→						
T5 AWD	180	05/14→						
T5 AWD	187	01/13→						
D4 Polestar	147	05/14→	←		2	83.7716-0408.3	331520	L= 406
T5 Drive-E Polestar	186	05/14→	→		2	83.7788-0393.3	331523	L= 394

**VOLVO - V50 (545) 12/03→12/12**

**Bremssattel**

1.6	74	01/05→12/12	←	☐; → 05/12;		24.3571-9813.5	240557	ATE - Halter
1.6 D	80	03/05→12/12		nicht für Felgengröße [Zoll]: 17				
1.6 D2	84	01/10→12/12	←	☐; → 05/12;		24.3571-9814.5	240558	ATE - Halter
2.0	107	10/06→12/12		nicht für Felgengröße [Zoll]: 17				
2.0 FlexFuel	107	01/10→12/12						
D3	110	10/10→12/12	←	☐; → 05/12; Felgengröße [Zoll]: 16,5		24.3576-9975.5	241042	ATE - Halter
D4	130	10/10→12/12	←	☐; → 05/12; Felgengröße [Zoll]: 17		24.3576-9976.5	241043	ATE - Halter
T5	169	03/07→12/12	→	☐; → 491291		24.3387-7015.5	241007	ATE - Halter
			→	☐; → 491291		24.3387-7016.5	241008	ATE - Halter
			→	☐; 491292→; → 05/12		24.3387-7099.5	241017	ATE - Halter
			→	☐; 491292→; → 05/12		24.3387-7100.5	241018	ATE - Halter
1.6 D	81	01/05→12/11	←	☐; nicht für Felgengröße [Zoll]: 17		24.3571-9813.5	240557	ATE - Halter
1.8	92	04/04→12/10						
1.8 BiFuel	93	01/09→09/10	←	☐; nicht für Felgengröße [Zoll]: 17		24.3571-9814.5	240558	ATE - Halter
↓								

	kw			 	! #			
<b>VOLVO - V50 (545) 12/03→12/12</b>								
<b>Bremssattel</b>								
1.8 FlexFuel	92	01/05→12/10	←	☐; Felgenreöße [Zoll]: 16,5		24.3576-9975.5	241042	ATE - Halter
2.0 CDI	98	12/03→12/06	←	☐; Felgenreöße [Zoll]: 17		24.3576-9976.5	241043	ATE - Halter
2.0 D	100	04/04→12/10	←					
2.4	103	04/04→12/10	→	☐; → 491291		24.3387-7015.5	241007	ATE - Halter
2.4	125	04/04→12/10	→					
2.4 D5	132	03/06→12/10	→	☐; → 491291		24.3387-7016.5	241008	ATE - Halter
2.4 Tdi	120	05/07→12/10	→					
T5	162	04/04→12/07	→	☐; 491292→		24.3387-7099.5	241017	ATE - Halter
T5 AWD	162	04/04→12/07	→					
T5 AWD	169	03/07→12/10	→	☐; 491292→		24.3387-7100.5	241018	ATE - Halter
<b>Halter, Bremssattel</b>								
1.6	74	01/05→12/12	←	→ 05/12; nicht für Felgenreöße [Zoll]: 17		11.0230-0818.1	260135	ATE
1.6 D	80	03/05→12/12	←					
1.6 D2	84	01/10→12/12	→	491292→; → 05/12		11.0230-0698.2	260091	ATE
2.0	107	10/06→12/12	→					
2.0 FlexFuel	107	01/10→12/12	→	→ 491291		11.0230-0698.2	260091	ATE
D3	110	10/10→12/12						
D4	130	10/10→12/12						
T5	169	03/07→12/12						
1.6 D	81	01/05→12/11	←	nicht für Felgenreöße [Zoll]: 17		11.0230-0818.1	260135	ATE
1.8	92	04/04→12/10	→					
1.8 BiFuel	93	01/09→09/10	→	→ 491291		11.0230-0698.2	260091	ATE
1.8 FlexFuel	92	01/05→12/10	→					
2.0 CDI	98	12/03→12/06	→	491292→		11.0230-0698.2	260091	ATE
2.0 D	100	04/04→12/10						
2.4	103	04/04→12/10						
2.4	125	04/04→12/10						
2.4 D5	132	03/06→12/10						
2.4 Tdi	120	05/07→12/10						
T5	162	04/04→12/07						
T5 AWD	162	04/04→12/07						
T5 AWD	169	03/07→12/10						
<b>Feder, Bremssattel</b>								
1.6	74	01/05→12/12		491292→; → 05/12	2	11.8116-0340.1	390595	ATE
1.6 D	80	03/05→12/12	←	→ 05/12	2	11.8116-0345.2	390596	ATE
1.6 D2	84	01/10→12/12	→					
2.0	107	10/06→12/12	→					
2.0 FlexFuel	107	01/10→12/12	→	→ 491291	2	11.8116-0340.1	390595	ATE
D3	110	10/10→12/12						
D4	130	10/10→12/12						
T5	169	03/07→12/12						
1.6 D	81	01/05→12/11		491292→	2	11.8116-0340.1	390595	ATE
1.8	92	04/04→12/10	←		2	11.8116-0345.2	390596	ATE
1.8 BiFuel	93	01/09→09/10	→					
1.8 FlexFuel	92	01/05→12/10	→					
2.0 CDI	98	12/03→12/06	→	→ 491291	2	11.8116-0340.1	390595	ATE
2.0 D	100	04/04→12/10						
2.4	103	04/04→12/10						
2.4	125	04/04→12/10						
2.4 D5	132	03/06→12/10						
2.4 Tdi	120	05/07→12/10						
T5	162	04/04→12/07						
T5 AWD	162	04/04→12/07						
T5 AWD	169	03/07→12/10						
<b>Führungshülzensatz, Bremssattel</b>								
1.6	74	01/05→12/12	←	→ 05/12		11.0101-5407.2	260011	ATE
1.6 D	80	03/05→12/12	←					
1.6 D2	84	01/10→12/12	→	491292→; → 05/12		11.0101-5407.2	260011	ATE
2.0	107	10/06→12/12	→					
2.0 FlexFuel	107	01/10→12/12	→	→ 491291		11.0101-5407.2	260011	ATE
D3	110	10/10→12/12						
D4	130	10/10→12/12						
T5	169	03/07→12/12						
1.6 D	81	01/05→12/11	←			11.0101-5407.2	260011	ATE
1.8	92	04/04→12/10	→					
1.8 BiFuel	93	01/09→09/10	→	491292→		11.0101-5407.2	260011	ATE
1.8 FlexFuel	92	01/05→12/10	→					
2.0 CDI	98	12/03→12/06	→	→ 491291		11.0101-5407.2	260011	ATE
2.0 D	100	04/04→12/10						
2.4	103	04/04→12/10						
2.4	125	04/04→12/10						
2.4 D5	132	03/06→12/10						
2.4 Tdi	120	05/07→12/10						
T5	162	04/04→12/07						
T5 AWD	162	04/04→12/07						
T5 AWD	169	03/07→12/10						
<b>Führungsbolzen, Bremssattel</b>								
1.6	74	01/05→12/12		→ 05/12	2	11.8171-0008.1	990049	ATE
↓								

**VOLVO - V50 (545) 12/03→12/12**

**Führungsbolzen, Bremsattel**

1.6 D	80	03/05→12/12		→ 491291	2	11.8171-0008.1	990049	ATE
1.6 D2	84	01/10→12/12		491292→; → 05/12	2	11.8171-0008.1	990049	ATE
2.0	107	10/06→12/12						
2.0 FlexFuel	107	01/10→12/12						
D3	110	10/10→12/12						
D4	130	10/10→12/12						
T5	169	03/07→12/12						
1.6 D	81	01/05→12/11						
1.8	92	04/04→12/10		491292→	2	11.8171-0008.1	990049	ATE
1.8 BiFuel	93	01/09→09/10						
1.8 FlexFuel	92	01/05→12/10			2	11.8171-0008.1	990049	ATE
2.0 CDI	98	12/03→12/06						
2.0 D	100	04/04→12/10						
2.4	103	04/04→12/10						
2.4	125	04/04→12/10						
2.4 D5	132	03/06→12/10						
2.4 Tdi	120	05/07→12/10						
T5	162	04/04→12/07						
T5 AWD	162	04/04→12/07						
T5 AWD	169	03/07→12/10						









**Bremsschlauch**

1.6	74	01/05→12/12	←	→ 05/12; nicht für Felgengröße [Zoll]: 17	2	83.7716-0398.3	330987	L= 395					
1.6 D	80	03/05→12/12	←	→ 05/12; Felgengröße [Zoll]: 17	2	83.7788-0414.3	330988	L= 411					
1.6 D2	84	01/10→12/12	←										
2.0	107	10/06→12/12	→	→ 05/12	2	83.7788-0383.3	330972	L= 382					
2.0 FlexFuel	107	01/10→12/12			2	83.7788-0383.3	330972	L= 382					
D3	110	10/10→12/12											
D4	130	10/10→12/12											
T5	169	03/07→12/12											
1.6 D	81	01/05→12/11	←						nicht für Felgengröße [Zoll]: 17	2	83.7716-0398.3	330987	L= 395
1.8	92	04/04→12/10	←						Felgengröße [Zoll]: 17	2	83.7788-0414.3	330988	L= 411
1.8 BiFuel	93	01/09→09/10	←										
1.8 FlexFuel	92	01/05→12/10	→							2	83.7788-0383.3	330972	L= 382
2.0 CDI	98	12/03→12/06											
2.0 D	100	04/04→12/10											
2.4	103	04/04→12/10											
2.4	125	04/04→12/10											
2.4 D5	132	03/06→12/10											
2.4 Tdi	120	05/07→12/10											
T5	162	04/04→12/07											
T5 AWD	162	04/04→12/07	←	nicht für Felgengröße [Zoll]: 17	2	83.7788-0414.3	330988	L= 411					
T5 AWD	169	03/07→12/10	←	Felgengröße [Zoll]: 17	2	83.7788-0425.3	331232	L= 425					

**VOLVO - V60 I (155, 157) 07/10→12/18**









**Bremssattel**








1.5 T2	90	10/15→03/17	←	☐; 01/16→; für Bremsscheibendurchmesser [mm]: 336	11.9606-9945.2	220727	ATE - Halter
			←	☐; 01/16→; für Bremsscheibendurchmesser [mm]: 300	24.3601-9711.5	241048	ATE - Halter
			←	☐; 01/16→; für Bremsscheibendurchmesser [mm]: 300	24.3601-9712.5	241049	ATE - Halter
			←	☐; 01/16→; für Bremsscheibendurchmesser [mm]: 336	24.3606-9946.5	240967	ATE - Halter
			←	☐; 01/16→; für Bremsscheibendurchmesser [mm]: 316	24.3606-9949.5	241123	ATE - Halter
			←	☐; 01/16→; für Bremsscheibendurchmesser [mm]: 316	24.3606-9950.5	241124	ATE - Halter
			→	☐; 01/16→; V	24.6241-1703.5	240992	TRW + EMot / - Halter + FSB
			→	☐; 01/16→; V	24.6241-1704.5	240993	TRW + EMot / - Halter + FSB
1.6 DRiVe 2.4 D5 2.4 D5 AWD	84	02/11→12/15	←	☐; 06/11→; für Bremsscheibendurchmesser [mm]: 336	11.9606-9945.2	220727	ATE - Halter
	158	04/11→12/15					
	158	04/11→12/15					
↓			←	☐; 06/11→; für Bremsscheibendurchmesser [mm]: 300	24.3601-9711.5	241048	ATE - Halter
			←	☐; 06/11→; für Bremsscheibendurchmesser [mm]: 300			
			←	☐; 06/11→; für Bremsscheibendurchmesser [mm]: 300			

	kW			 	! #		
<b>VOLVO - V60 I (155, 157) 07/10→12/18</b>							
<b> Bremssattel</b>							
1.6 DRIVe 2.4 D5 2.4 D5 AWD	84 158 158	02/11→12/15 04/11→12/15 04/11→12/15	←	☐; 06/11→; für Bremsscheibendurchmesser [mm]: 336		24.3606-9946.5 240967	ATE - Halter
			←	☐; 06/11→; für Bremsscheibendurchmesser [mm]: 316		24.3606-9949.5 241123	ATE - Halter
			←	☐; 06/11→; für Bremsscheibendurchmesser [mm]: 316		24.3606-9950.5 241124	ATE - Halter
			→	☐; 06/11→; V		24.6241-1703.5 240992	TRW + EMot / - Halter + FSB
			→	☐; 06/11→; V		24.6241-1704.5 240993	TRW + EMot / - Halter + FSB
2.0 BiFuel 2.0 D2 2.0 D3 2.0 D4 D4 D4 AWD D4 AWD D4 Polestar AWD D5 D5 D5 AWD D6 Hybrid AWD T3 T4F T5 T6 T6 AWD T6 AWD	157 88 110 140 133 133 140 147 165 169 169 162 112 132 180 225 225 242	03/14→12/15 03/15→05/18 03/15→05/18 03/15→05/18 10/13→12/15 10/13→12/15 03/15→05/18 03/15→05/18 03/15→05/18 04/14→12/15 04/14→12/15 03/15→05/18 03/15→05/18 04/11→12/15 10/13→12/18 10/13→12/18 10/13→12/18 04/14→12/15	←	☐; für Bremsscheibendurchmesser [mm]: 336		11.9606-9945.2 220727	ATE - Halter
			←	☐; für Bremsscheibendurchmesser [mm]: 300		24.3601-9711.5 241048	ATE - Halter
			←	☐; für Bremsscheibendurchmesser [mm]: 300		24.3601-9712.5 241049	ATE - Halter
			←	☐; für Bremsscheibendurchmesser [mm]: 336		24.3606-9946.5 240967	ATE - Halter
			←	☐; für Bremsscheibendurchmesser [mm]: 316		24.3606-9949.5 241123	ATE - Halter
			←	☐; für Bremsscheibendurchmesser [mm]: 316		24.3606-9950.5 241124	ATE - Halter
			→	☐; V		24.6241-1703.5 240992	TRW + EMot / - Halter + FSB
			→	☐; V		24.6241-1704.5 240993	TRW + EMot / - Halter + FSB
2.0 D4 Drive-E Polestar 2.0 T4	147 140	03/15→05/18 03/15→05/18	←	☐; 05/15→; für Bremsscheibendurchmesser [mm]: 336		11.9606-9945.2 220727	ATE - Halter
			←	☐; 05/15→; für Bremsscheibendurchmesser [mm]: 300		24.3601-9711.5 241048	ATE - Halter
			←	☐; 05/15→; für Bremsscheibendurchmesser [mm]: 300		24.3601-9712.5 241049	ATE - Halter
			←	☐; 05/15→; für Bremsscheibendurchmesser [mm]: 336		24.3606-9946.5 240967	ATE - Halter
			←	☐; 05/15→; für Bremsscheibendurchmesser [mm]: 316		24.3606-9949.5 241123	ATE - Halter
			←	☐; 05/15→; für Bremsscheibendurchmesser [mm]: 316		24.3606-9950.5 241124	ATE - Halter
			→	☐; 05/15→; V		24.6241-1703.5 240992	TRW + EMot / - Halter + FSB
			→	☐; 05/15→; V		24.6241-1704.5 240993	TRW + EMot / - Halter + FSB
2.0 Polestar AWD	270	06/15→05/18	→	☐; V		24.6241-1703.5 240992	TRW + EMot / - Halter + FSB
			→	☐; V		24.6241-1704.5 240993	TRW + EMot / - Halter + FSB
2.0 T D3 / D4 D5 D5 AWD T3 T4 T5 T6 AWD	149 120 151 151 110 132 177 224	07/10→12/12 07/10→12/14 07/10→12/11 07/10→12/11 09/10→12/15 09/10→12/15 09/10→12/14 07/10→12/15	←	☐; 11/10→; für Bremsscheibendurchmesser [mm]: 336		11.9606-9945.2 220727	ATE - Halter
			←	☐; 11/10→; für Bremsscheibendurchmesser [mm]: 300		24.3601-9711.5 241048	ATE - Halter
			←	☐; 11/10→; für Bremsscheibendurchmesser [mm]: 300		24.3601-9712.5 241049	ATE - Halter
			←	☐; 11/10→; für Bremsscheibendurchmesser [mm]: 336		24.3606-9946.5 240967	ATE - Halter
			←	☐; 11/10→; für Bremsscheibendurchmesser [mm]: 316		24.3606-9949.5 241123	ATE - Halter
			←	☐; 11/10→; für Bremsscheibendurchmesser [mm]: 316		24.3606-9950.5 241124	ATE - Halter
			→	☐; 11/10→; V		24.6241-1703.5 240992	TRW + EMot / - Halter + FSB

↓





















































	kw			 	! #		
<b>VOLVO - V60 I (155, 157) 07/10→12/18</b>							
 <b>Bremssattel</b>							
2.0 T	149	07/10→12/12	➔	☐; 11/10→; V		24.6241-1704.5 240993	TRW + EMot / - Halter + FSB
D3 / D4	120	07/10→12/14					
D5	151	07/10→12/11					
D5 AWD	151	07/10→12/11					
T3	110	09/10→12/15					
T4	132	09/10→12/15					
T5	177	09/10→12/14					
T6 AWD	224	07/10→12/15					
2.4 Hybrid D6 AWD	158	06/12→12/15	←	☐; 11/12→; für Bremsscheibendurchmesser [mm]: 336		11.9606-9945.2 220727	ATE - Halter
			←	☐; 11/12→; für Bremsscheibendurchmesser [mm]: 300		24.3601-9711.5 241048	ATE - Halter
			←	☐; 11/12→; für Bremsscheibendurchmesser [mm]: 300		24.3601-9712.5 241049	ATE - Halter
			←	☐; 11/12→; für Bremsscheibendurchmesser [mm]: 336		24.3606-9946.5 240967	ATE - Halter
			←	☐; 11/12→; für Bremsscheibendurchmesser [mm]: 316		24.3606-9949.5 241123	ATE - Halter
			←	☐; 11/12→; für Bremsscheibendurchmesser [mm]: 316		24.3606-9950.5 241124	ATE - Halter
			➔	☐; 11/12→; V		24.6241-1703.5 240992	TRW + EMot / - Halter + FSB
			➔	☐; 11/12→; V		24.6241-1704.5 240993	TRW + EMot / - Halter + FSB
3.0 T AWD	258	04/14→05/18	➔	☐; 05/14→; V		24.6241-1703.5 240992	TRW + EMot / - Halter + FSB
			➔	☐; 05/14→; V		24.6241-1704.5 240993	TRW + EMot / - Halter + FSB
D3	100	05/12→12/15	←	☐; 10/12→; für Bremsscheibendurchmesser [mm]: 336		11.9606-9945.2 220727	ATE - Halter
			←	☐; 10/12→; für Bremsscheibendurchmesser [mm]: 300		24.3601-9711.5 241048	ATE - Halter
			←	☐; 10/12→; für Bremsscheibendurchmesser [mm]: 300		24.3601-9712.5 241049	ATE - Halter
			←	☐; 10/12→; für Bremsscheibendurchmesser [mm]: 336		24.3606-9946.5 240967	ATE - Halter
			←	☐; 10/12→; für Bremsscheibendurchmesser [mm]: 316		24.3606-9949.5 241123	ATE - Halter
			←	☐; 10/12→; für Bremsscheibendurchmesser [mm]: 316		24.3606-9950.5 241124	ATE - Halter
			➔	☐; 10/12→; V		24.6241-1703.5 240992	TRW + EMot / - Halter + FSB
			➔	☐; 10/12→; V		24.6241-1704.5 240993	TRW + EMot / - Halter + FSB
D4 AWD	120	05/12→12/15	←	☐; 12/12→; für Bremsscheibendurchmesser [mm]: 336		11.9606-9945.2 220727	ATE - Halter
			←	☐; 12/12→; für Bremsscheibendurchmesser [mm]: 300		24.3601-9711.5 241048	ATE - Halter
			←	☐; 12/12→; für Bremsscheibendurchmesser [mm]: 300		24.3601-9712.5 241049	ATE - Halter
			←	☐; 12/12→; für Bremsscheibendurchmesser [mm]: 336		24.3606-9946.5 240967	ATE - Halter
			←	☐; 12/12→; für Bremsscheibendurchmesser [mm]: 316		24.3606-9949.5 241123	ATE - Halter
			←	☐; 12/12→; für Bremsscheibendurchmesser [mm]: 316		24.3606-9950.5 241124	ATE - Halter
			➔	☐; 12/12→; V		24.6241-1703.5 240992	TRW + EMot / - Halter + FSB
			➔	☐; 12/12→; V		24.6241-1704.5 240993	TRW + EMot / - Halter + FSB
T5	157	10/13→05/18	←	☐; 04/14→; für Bremsscheibendurchmesser [mm]: 336		11.9606-9945.2 220727	ATE - Halter
↓							








	kw			 	! #			
<b>VOLVO - V60 I (155, 157) 07/10→12/18</b>								
<b>Bremssattel</b>								
T5	157	10/13→05/18	←	☐; 04/14→; für Bremsscheibendurchmesser [mm]: 300		24.3601-9711.5	241048	ATE - Halter
			←	☐; 04/14→; für Bremsscheibendurchmesser [mm]: 300		24.3601-9712.5	241049	ATE - Halter
			←	☐; 04/14→; für Bremsscheibendurchmesser [mm]: 336		24.3606-9946.5	240967	ATE - Halter
			←	☐; 04/14→; für Bremsscheibendurchmesser [mm]: 316		24.3606-9949.5	241123	ATE - Halter
			←	☐; 04/14→; für Bremsscheibendurchmesser [mm]: 316		24.3606-9950.5	241124	ATE - Halter
			→	☐; 04/14→; V		24.6241-1703.5	240992	TRW + EMot / - Halter + FSB
			→	☐; 04/14→; V		24.6241-1704.5	240993	TRW + EMot / - Halter + FSB
T5 AWD	180	07/14→05/18	←	☐		24.3606-9949.5	241123	ATE - Halter
T5 AWD	187	04/15→05/18	←	☐		24.3606-9950.5	241124	ATE - Halter
T5 Drive-E Polestar AWD	186	03/15→07/18	←	☐		24.3606-9950.5	241124	ATE - Halter
			→	☐; V		24.6241-1703.5	240992	TRW + EMot / - Halter + FSB
			→	☐; V		24.6241-1704.5	240993	TRW + EMot / - Halter + FSB
<b>Halter, Bremssattel</b>								
1.5 T2	90	10/15→03/17	←	01/16→; für Bremsscheibendurchmesser [mm]: 300		11.0230-0934.1	260128	ATE
1.6 DRIVe	84	02/11→12/15	←	06/11→; für Bremsscheibendurchmesser [mm]: 300		11.0230-0934.1	260128	ATE
2.4 D5	158	04/11→12/15						
2.4 D5 AWD	158	04/11→12/15						
2.0 BiFuel	157	03/14→12/15	←	für Bremsscheibendurchmesser [mm]: 300		11.0230-0934.1	260128	ATE
2.0 D2	88	03/15→05/18						
2.0 D3	110	03/15→05/18						
2.0 D4	140	03/15→05/18						
D4	133	10/13→12/15						
D4 AWD	133	10/13→12/15						
D4 AWD	140	03/15→05/18						
D4 Polestar AWD	147	03/15→05/18						
D5	165	03/15→05/18						
D5	169	04/14→12/15						
D5 AWD	169	04/14→12/15						
D6 Hybrid AWD	162	03/15→05/18						
T3	112	03/15→05/18						
T4F	132	04/11→12/15						
T5	180	10/13→12/18						
T6	225	10/13→12/18						
T6 AWD	225	10/13→12/18						
T6 AWD	242	04/14→12/15						
2.0 D4 Drive-E Polestar	147	03/15→05/18	←	05/15→; für Bremsscheibendurchmesser [mm]: 300		11.0230-0934.1	260128	ATE
2.0 T4	140	03/15→05/18						
2.0 T	149	07/10→12/12	←	11/10→; für Bremsscheibendurchmesser [mm]: 300		11.0230-0934.1	260128	ATE
D3 / D4	120	07/10→12/14						
D5	151	07/10→12/11						
D5 AWD	151	07/10→12/11						
T3	110	09/10→12/15						
T4	132	09/10→12/15						
T5	177	09/10→12/14						
T6 AWD	224	07/10→12/15						
2.4 Hybrid D6 AWD	158	06/12→12/15	←	11/12→; für Bremsscheibendurchmesser [mm]: 300		11.0230-0934.1	260128	ATE
D3	100	05/12→12/15	←	10/12→; für Bremsscheibendurchmesser [mm]: 300		11.0230-0934.1	260128	ATE
D4 AWD	120	05/12→12/15	←	12/12→; für Bremsscheibendurchmesser [mm]: 300		11.0230-0934.1	260128	ATE
T5	157	10/13→05/18	←	04/14→; für Bremsscheibendurchmesser [mm]: 300		11.0230-0934.1	260128	ATE
<b>Feder, Bremssattel</b>								
1.5 T2	90	10/15→03/17	←	01/16→; für Bremsscheibendurchmesser [mm]: 300	2	11.8116-0206.1	390593	ATE
↓								



















	kW			 	! #			
<b>VOLVO - V60 I (155, 157) 07/10→12/18</b>								
<b>Feder, Bremssattel</b>								
1.5 T2	90	10/15→03/17		01/16→; für Bremsscheibendurchmesser [mm]: 336	2	11.8116-0388.2	390588	ATE
				01/16→; für Bremsscheibendurchmesser [mm]: 316	2	11.8116-0388.2	390588	ATE
1.6 DRIVe 2.4 D5 2.4 D5 AWD	84	02/11→12/15		06/11→; für Bremsscheibendurchmesser [mm]: 300	2	11.8116-0206.1	390593	ATE
	158	04/11→12/15		06/11→; für Bremsscheibendurchmesser [mm]: 316	2	11.8116-0388.2	390588	ATE
	158	04/11→12/15		06/11→; für Bremsscheibendurchmesser [mm]: 336	2	11.8116-0388.2	390588	ATE
2.0 BiFuel 2.0 D2 2.0 D3 2.0 D4 D4 D4 AWD D4 AWD D4 Polestar AWD D5 D5 D5 AWD D6 Hybrid AWD T3 T4F T5 T6 T6 AWD T6 AWD	157	03/14→12/15		für Bremsscheibendurchmesser [mm]: 300	2	11.8116-0206.1	390593	ATE
	88	03/15→05/18		für Bremsscheibendurchmesser [mm]: 316	2	11.8116-0388.2	390588	ATE
	110	03/15→05/18		für Bremsscheibendurchmesser [mm]: 336	2	11.8116-0388.2	390588	ATE
	140	03/15→05/18		für Bremsscheibendurchmesser [mm]: 336	2	11.8116-0388.2	390588	ATE
	133	10/13→12/15		für Bremsscheibendurchmesser [mm]: 336	2	11.8116-0388.2	390588	ATE
	133	10/13→12/15		für Bremsscheibendurchmesser [mm]: 336	2	11.8116-0388.2	390588	ATE
	140	03/15→05/18		für Bremsscheibendurchmesser [mm]: 336	2	11.8116-0388.2	390588	ATE
	147	03/15→05/18		für Bremsscheibendurchmesser [mm]: 336	2	11.8116-0388.2	390588	ATE
	165	03/15→05/18		für Bremsscheibendurchmesser [mm]: 336	2	11.8116-0388.2	390588	ATE
	169	04/14→12/15		für Bremsscheibendurchmesser [mm]: 336	2	11.8116-0388.2	390588	ATE
	169	04/14→12/15		für Bremsscheibendurchmesser [mm]: 336	2	11.8116-0388.2	390588	ATE
	162	03/15→05/18		für Bremsscheibendurchmesser [mm]: 336	2	11.8116-0388.2	390588	ATE
	112	03/15→05/18		für Bremsscheibendurchmesser [mm]: 336	2	11.8116-0388.2	390588	ATE
	132	04/11→12/15		für Bremsscheibendurchmesser [mm]: 336	2	11.8116-0388.2	390588	ATE
	180	10/13→12/18		für Bremsscheibendurchmesser [mm]: 336	2	11.8116-0388.2	390588	ATE
225	10/13→12/18		für Bremsscheibendurchmesser [mm]: 336	2	11.8116-0388.2	390588	ATE	
225	10/13→12/18		für Bremsscheibendurchmesser [mm]: 336	2	11.8116-0388.2	390588	ATE	
242	04/14→12/15		für Bremsscheibendurchmesser [mm]: 336	2	11.8116-0388.2	390588	ATE	
2.0 D4 Drive-E Polestar 2.0 T4	147	03/15→05/18		05/15→; für Bremsscheibendurchmesser [mm]: 300	2	11.8116-0206.1	390593	ATE
	140	03/15→05/18		05/15→; für Bremsscheibendurchmesser [mm]: 316	2	11.8116-0388.2	390588	ATE
	140	03/15→05/18		05/15→; für Bremsscheibendurchmesser [mm]: 336	2	11.8116-0388.2	390588	ATE
2.0 T D3 / D4 D5 D5 AWD T3 T4 T5 T6 AWD	149	07/10→12/12		11/10→; für Bremsscheibendurchmesser [mm]: 300	2	11.8116-0206.1	390593	ATE
	120	07/10→12/14		11/10→; für Bremsscheibendurchmesser [mm]: 300	2	11.8116-0206.1	390593	ATE
	151	07/10→12/11		11/10→; für Bremsscheibendurchmesser [mm]: 300	2	11.8116-0206.1	390593	ATE
	151	07/10→12/11		11/10→; für Bremsscheibendurchmesser [mm]: 300	2	11.8116-0206.1	390593	ATE
	110	09/10→12/15		11/10→; für Bremsscheibendurchmesser [mm]: 336	2	11.8116-0388.2	390588	ATE
2.4 Hybrid D6 AWD	158	06/12→12/15		11/12→; für Bremsscheibendurchmesser [mm]: 300	2	11.8116-0206.1	390593	ATE
	158	06/12→12/15		11/12→; für Bremsscheibendurchmesser [mm]: 316	2	11.8116-0388.2	390588	ATE
	158	06/12→12/15		11/12→; für Bremsscheibendurchmesser [mm]: 336	2	11.8116-0388.2	390588	ATE
D3	100	05/12→12/15		10/12→; für Bremsscheibendurchmesser [mm]: 300	2	11.8116-0206.1	390593	ATE
	100	05/12→12/15		10/12→; für Bremsscheibendurchmesser [mm]: 316	2	11.8116-0388.2	390588	ATE
	100	05/12→12/15		10/12→; für Bremsscheibendurchmesser [mm]: 336	2	11.8116-0388.2	390588	ATE
D4 AWD	120	05/12→12/15		12/12→; für Bremsscheibendurchmesser [mm]: 300	2	11.8116-0206.1	390593	ATE
	120	05/12→12/15		12/12→; für Bremsscheibendurchmesser [mm]: 316	2	11.8116-0388.2	390588	ATE
	120	05/12→12/15		12/12→; für Bremsscheibendurchmesser [mm]: 336	2	11.8116-0388.2	390588	ATE
↓								

	kw			 	! #			
<b>VOLVO - V60 I (155, 157) 07/10→12/18</b>								
<b>Feder, Bremsattel</b>								
T5	157	10/13→05/18	←	04/14→; für Bremsscheibendurchmesser [mm]: 300	2	11.8116-0206.1	390593	ATE
			←	04/14→; für Bremsscheibendurchmesser [mm]: 316	2	11.8116-0388.2	390588	ATE
			←	04/14→; für Bremsscheibendurchmesser [mm]: 336	2	11.8116-0388.2	390588	ATE
T5 AWD T5 AWD T5 Drive-E Polestar AWD	180 187 186	07/14→05/18 04/15→05/18 03/15→07/18	←		2	11.8116-0388.2	390588	ATE
<b>Führungshülzensatz, Bremsattel</b>								
1.5 T2	90	10/15→03/17	←	01/16→; für Bremsscheibendurchmesser [mm]: 300		11.0101-5407.2	260011	ATE
			←	01/16→; für Bremsscheibendurchmesser [mm]: 316		11.0101-5704.2	260095	ATE
			←	01/16→; für Bremsscheibendurchmesser [mm]: 336		11.0101-5704.2	260095	ATE
1.6 DRIVe 2.4 D5 2.4 D5 AWD	84 158 158	02/11→12/15 04/11→12/15 04/11→12/15	←	06/11→; für Bremsscheibendurchmesser [mm]: 300		11.0101-5407.2	260011	ATE
	←		06/11→; für Bremsscheibendurchmesser [mm]: 316		11.0101-5704.2	260095	ATE	
	←		06/11→; für Bremsscheibendurchmesser [mm]: 336		11.0101-5704.2	260095	ATE	
2.0 BiFuel 2.0 D2 2.0 D3 2.0 D4 D4 D4 AWD D4 AWD D4 Polestar AWD D5 D5 D5 AWD D6 Hybrid AWD T3 T4F T5 T6 T6 AWD T6 AWD	157 88 110 140 133 133 140 147 165 169 169 162 112 132 180 225 225 242	03/14→12/15 03/15→05/18 03/15→05/18 03/15→05/18 10/13→12/15 10/13→12/15 03/15→05/18 03/15→05/18 03/15→05/18 03/15→05/18 04/14→12/15 03/15→05/18 03/15→05/18 04/11→12/15 10/13→12/18 10/13→12/18 04/14→12/15	←	für Bremsscheibendurchmesser [mm]: 300		11.0101-5407.2	260011	ATE
	←		für Bremsscheibendurchmesser [mm]: 316		11.0101-5704.2	260095	ATE	
	←		für Bremsscheibendurchmesser [mm]: 336		11.0101-5704.2	260095	ATE	
	←		für Bremsscheibendurchmesser [mm]: 300		11.0101-5407.2	260011	ATE	
	←		für Bremsscheibendurchmesser [mm]: 336		11.0101-5704.2	260095	ATE	
	←		für Bremsscheibendurchmesser [mm]: 316		11.0101-5704.2	260095	ATE	
	←		für Bremsscheibendurchmesser [mm]: 336		11.0101-5704.2	260095	ATE	
	←		für Bremsscheibendurchmesser [mm]: 300		11.0101-5407.2	260011	ATE	
	←		für Bremsscheibendurchmesser [mm]: 336		11.0101-5704.2	260095	ATE	
	←		für Bremsscheibendurchmesser [mm]: 316		11.0101-5704.2	260095	ATE	
	←		für Bremsscheibendurchmesser [mm]: 336		11.0101-5704.2	260095	ATE	
	←		für Bremsscheibendurchmesser [mm]: 300		11.0101-5407.2	260011	ATE	
	←		für Bremsscheibendurchmesser [mm]: 316		11.0101-5704.2	260095	ATE	
	←		für Bremsscheibendurchmesser [mm]: 336		11.0101-5704.2	260095	ATE	
	2.0 D4 Drive-E Polestar 2.0 T4		147 140	03/15→05/18 03/15→05/18	←	05/15→; für Bremsscheibendurchmesser [mm]: 300		11.0101-5407.2
←		05/15→; für Bremsscheibendurchmesser [mm]: 336			11.0101-5704.2	260095	ATE	
←		05/15→; für Bremsscheibendurchmesser [mm]: 316			11.0101-5704.2	260095	ATE	
2.0 T D3 / D4 D5 D5 AWD T3 T4 T5 T6 AWD	149 120 151 151 110 132 177 224	07/10→12/12 07/10→12/14 07/10→12/11 07/10→12/11 09/10→12/15 09/10→12/15 09/10→12/14 07/10→12/15	←	11/10→; für Bremsscheibendurchmesser [mm]: 300		11.0101-5407.2	260011	ATE
	←		11/10→; für Bremsscheibendurchmesser [mm]: 336		11.0101-5704.2	260095	ATE	
	←		11/10→; für Bremsscheibendurchmesser [mm]: 316		11.0101-5704.2	260095	ATE	
	←		11/10→; für Bremsscheibendurchmesser [mm]: 300		11.0101-5407.2	260011	ATE	
	←		11/10→; für Bremsscheibendurchmesser [mm]: 316		11.0101-5704.2	260095	ATE	
	←		11/10→; für Bremsscheibendurchmesser [mm]: 336		11.0101-5704.2	260095	ATE	
2.4 Hybrid D6 AWD	158	06/12→12/15	←	11/12→; für Bremsscheibendurchmesser [mm]: 300		11.0101-5407.2	260011	ATE
			←	11/12→; für Bremsscheibendurchmesser [mm]: 316		11.0101-5704.2	260095	ATE
			←	11/12→; für Bremsscheibendurchmesser [mm]: 336		11.0101-5704.2	260095	ATE
↓								

	kw			 	! #			
<b>VOLVO - V60 I (155, 157) 07/10→12/18</b>								
<b>Führungshülzensatz, Bremsattel</b>								
D3	100	05/12→12/15	←	10/12→; für Bremsscheibendurchmesser [mm]: 300	2	11.0101-5407.2	260011	ATE
			←	10/12→; für Bremsscheibendurchmesser [mm]: 316	2	11.0101-5704.2	260095	ATE
			←	10/12→; für Bremsscheibendurchmesser [mm]: 336	2	11.0101-5704.2	260095	ATE
D4 AWD	120	05/12→12/15	←	12/12→; für Bremsscheibendurchmesser [mm]: 300	2	11.0101-5407.2	260011	ATE
			←	12/12→; für Bremsscheibendurchmesser [mm]: 316	2	11.0101-5704.2	260095	ATE
			←	12/12→; für Bremsscheibendurchmesser [mm]: 336	2	11.0101-5704.2	260095	ATE
T5	157	10/13→05/18	←	04/14→; für Bremsscheibendurchmesser [mm]: 300	2	11.0101-5407.2	260011	ATE
			←	04/14→; für Bremsscheibendurchmesser [mm]: 316	2	11.0101-5704.2	260095	ATE
			←	04/14→; für Bremsscheibendurchmesser [mm]: 336	2	11.0101-5704.2	260095	ATE
T5 AWD	180	07/14→05/18	←			11.0101-5704.2	260095	ATE
T5 AWD	187	04/15→05/18						
T5 Drive-E Polestar AWD	186	03/15→07/18						
<b>Führungsbolzen, Bremsattel</b>								
1.5 T2	90	10/15→03/17	←	01/16→; für Bremsscheibendurchmesser [mm]: 300	2	11.8171-0008.1	990049	ATE
			←	01/16→; für Bremsscheibendurchmesser [mm]: 336	2	11.8171-0008.1	990049	ATE
1.6 DRIVe 2.4 D5 2.4 D5 AWD	84	02/11→12/15	←	06/11→; für Bremsscheibendurchmesser [mm]: 300	2	11.8171-0008.1	990049	ATE
	158	04/11→12/15						
	158	04/11→12/15	←	06/11→; für Bremsscheibendurchmesser [mm]: 336	2	11.8171-0008.1	990049	ATE
2.0 BiFuel 2.0 D2 2.0 D3 2.0 D4 D4 D4 AWD D4 AWD D4 Polestar AWD D5 D5 D5 AWD D6 Hybrid AWD T3 T4F T5 T6 T6 AWD T6 AWD	157	03/14→12/15	←	für Bremsscheibendurchmesser [mm]: 336	2	11.8171-0008.1	990049	ATE
	88	03/15→05/18						
	110	03/15→05/18	←	für Bremsscheibendurchmesser [mm]: 300	2	11.8171-0008.1	990049	ATE
	140	03/15→05/18						
	133	10/13→12/15						
	133	10/13→12/15						
	140	03/15→05/18						
	147	03/15→05/18						
	165	03/15→05/18						
	169	04/14→12/15						
	169	04/14→12/15						
	162	03/15→05/18						
	112	03/15→05/18						
	132	04/11→12/15						
	180	10/13→12/18						
	225	10/13→12/18						
225	10/13→12/18							
242	04/14→12/15							
2.0 D4 Drive-E Polestar 2.0 T4	147	03/15→05/18	←	05/15→; für Bremsscheibendurchmesser [mm]: 336	2	11.8171-0008.1	990049	ATE
	140	03/15→05/18	←	05/15→; für Bremsscheibendurchmesser [mm]: 300	2	11.8171-0008.1	990049	ATE
2.0 T D3 / D4 D5 D5 AWD T3 T4 T5 T6 AWD	149	07/10→12/12	←	11/10→; für Bremsscheibendurchmesser [mm]: 336	2	11.8171-0008.1	990049	ATE
	120	07/10→12/14						
	151	07/10→12/11						
	151	07/10→12/11	←	11/10→; für Bremsscheibendurchmesser [mm]: 300	2	11.8171-0008.1	990049	ATE
	110	09/10→12/15						
	132	09/10→12/15						
177	09/10→12/14							
224	07/10→12/15							
2.4 Hybrid D6 AWD	158	06/12→12/15	←	11/12→; für Bremsscheibendurchmesser [mm]: 300	2	11.8171-0008.1	990049	ATE
↓								

	kw			 	! #		
<b>VOLVO - V60 I (155, 157) 07/10→12/18</b>							
<b>Führungsbolzen, Bremsattel</b>							
2.4 Hybrid D6 AWD	158	06/12→12/15	←	11/12→; für Bremsscheibendurchmesser [mm]: 336	2	11.8171-0008.1	990049 ATE
D3	100	05/12→12/15	←	10/12→; für Bremsscheibendurchmesser [mm]: 300	2	11.8171-0008.1	990049 ATE
			←	10/12→; für Bremsscheibendurchmesser [mm]: 336	2	11.8171-0008.1	990049 ATE
D4 AWD	120	05/12→12/15	←	12/12→; für Bremsscheibendurchmesser [mm]: 300	2	11.8171-0008.1	990049 ATE
			←	12/12→; für Bremsscheibendurchmesser [mm]: 336	2	11.8171-0008.1	990049 ATE
T5	157	10/13→05/18	←	04/14→; für Bremsscheibendurchmesser [mm]: 300	2	11.8171-0008.1	990049 ATE
			←	04/14→; für Bremsscheibendurchmesser [mm]: 336	2	11.8171-0008.1	990049 ATE
T5 AWD	180	07/14→05/18	←			11.8171-0008.1	990049 ATE
T5 AWD	187	04/15→05/18					
T5 Drive-E Polestar AWD	186	03/15→07/18					
<b>Dichtungssatz, Bremsattel</b>							
1.5 T2	90	10/15→03/17	←	01/16→; für Bremsscheibendurchmesser [mm]: 316		11.0441-6008.2	250038 ATE für Kolben-Ø [mm]: 60
			←	01/16→; für Bremsscheibendurchmesser [mm]: 300		11.0441-6008.2	250038 ATE für Kolben-Ø [mm]: 60
			←	01/16→; für Bremsscheibendurchmesser [mm]: 336		11.0441-6008.2	250038 ATE für Kolben-Ø [mm]: 60
1.6 DRiVe 2.4 D5 2.4 D5 AWD	84	02/11→12/15	←	06/11→; für Bremsscheibendurchmesser [mm]: 300		11.0441-6008.2	250038 ATE für Kolben-Ø [mm]: 60
	158	04/11→12/15					
	158	04/11→12/15	←	06/11→; für Bremsscheibendurchmesser [mm]: 316		11.0441-6008.2	250038 ATE für Kolben-Ø [mm]: 60
			←	06/11→; für Bremsscheibendurchmesser [mm]: 336		11.0441-6008.2	250038 ATE für Kolben-Ø [mm]: 60
2.0 BiFuel 2.0 D2 2.0 D3 2.0 D4 D4 D4 AWD D4 AWD D4 Polestar AWD D5 D5 D5 AWD D6 Hybrid AWD T3 T4F T5 T6 T6 AWD T6 AWD	157	03/14→12/15	←	für Bremsscheibendurchmesser [mm]: 316		11.0441-6008.2	250038 ATE für Kolben-Ø [mm]: 60
	88	03/15→05/18					
	110	03/15→05/18	←	für Bremsscheibendurchmesser [mm]: 300		11.0441-6008.2	250038 ATE für Kolben-Ø [mm]: 60
	140	03/15→05/18					
	133	10/13→12/15					
	133	10/13→12/15	←	für Bremsscheibendurchmesser [mm]: 336		11.0441-6008.2	250038 ATE für Kolben-Ø [mm]: 60
	140	03/15→05/18					
	147	03/15→05/18					
	165	03/15→05/18					
	169	04/14→12/15					
	169	04/14→12/15					
	162	03/15→05/18					
	112	03/15→05/18					
	132	04/11→12/15					
	180	10/13→12/18					
225	10/13→12/18						
225	10/13→12/18						
242	04/14→12/15						
2.0 D4 Drive-E Polestar 2.0 T4	147	03/15→05/18	←	05/15→; für Bremsscheibendurchmesser [mm]: 336		11.0441-6008.2	250038 ATE für Kolben-Ø [mm]: 60
	140	03/15→05/18	←	05/15→; für Bremsscheibendurchmesser [mm]: 316		11.0441-6008.2	250038 ATE für Kolben-Ø [mm]: 60
			←	05/15→; für Bremsscheibendurchmesser [mm]: 300		11.0441-6008.2	250038 ATE für Kolben-Ø [mm]: 60
2.0 T D3 / D4 D5 D5 AWD T3 T4 T5 T6 AWD	149	07/10→12/12	←	11/10→; für Bremsscheibendurchmesser [mm]: 300		11.0441-6008.2	250038 ATE für Kolben-Ø [mm]: 60
	120	07/10→12/14					
	151	07/10→12/11					
	151	07/10→12/11	←	11/10→; für Bremsscheibendurchmesser [mm]: 336		11.0441-6008.2	250038 ATE für Kolben-Ø [mm]: 60
	110	09/10→12/15					
	132	09/10→12/15					
	177	09/10→12/14					
224	07/10→12/15						

	kw			 	! #		
<b>VOLVO - V60 I (155, 157) 07/10→12/18</b>							
<b>Dichtungssatz, Bremssattel</b>							
2.0 T	149	07/10→12/12	←	11/10→; für Bremsscheibendurchmesser [mm]: 316		11.0441-6008.2 250038	ATE für Kolben-Ø [mm]: 60
D3 / D4	120	07/10→12/14					
D5	151	07/10→12/11					
D5 AWD	151	07/10→12/11					
T3	110	09/10→12/15					
T4	132	09/10→12/15					
T5	177	09/10→12/14					
T6 AWD	224	07/10→12/15					
2.4 Hybrid D6 AWD	158	06/12→12/15	←	11/12→; für Bremsscheibendurchmesser [mm]: 300		11.0441-6008.2 250038	ATE für Kolben-Ø [mm]: 60
			←	11/12→; für Bremsscheibendurchmesser [mm]: 316		11.0441-6008.2 250038	ATE für Kolben-Ø [mm]: 60
			←	11/12→; für Bremsscheibendurchmesser [mm]: 336		11.0441-6008.2 250038	ATE für Kolben-Ø [mm]: 60
D3	100	05/12→12/15	←	10/12→; für Bremsscheibendurchmesser [mm]: 300		11.0441-6008.2 250038	ATE für Kolben-Ø [mm]: 60
			←	10/12→; für Bremsscheibendurchmesser [mm]: 316		11.0441-6008.2 250038	ATE für Kolben-Ø [mm]: 60
			←	10/12→; für Bremsscheibendurchmesser [mm]: 336		11.0441-6008.2 250038	ATE für Kolben-Ø [mm]: 60
D4 AWD	120	05/12→12/15	←	12/12→; für Bremsscheibendurchmesser [mm]: 300		11.0441-6008.2 250038	ATE für Kolben-Ø [mm]: 60
			←	12/12→; für Bremsscheibendurchmesser [mm]: 316		11.0441-6008.2 250038	ATE für Kolben-Ø [mm]: 60
			←	12/12→; für Bremsscheibendurchmesser [mm]: 336		11.0441-6008.2 250038	ATE für Kolben-Ø [mm]: 60
T5	157	10/13→05/18	←	04/14→; für Bremsscheibendurchmesser [mm]: 316		11.0441-6008.2 250038	ATE für Kolben-Ø [mm]: 60
			←	04/14→; für Bremsscheibendurchmesser [mm]: 336		11.0441-6008.2 250038	ATE für Kolben-Ø [mm]: 60
			←	04/14→; für Bremsscheibendurchmesser [mm]: 300		11.0441-6008.2 250038	ATE für Kolben-Ø [mm]: 60
T5 AWD	180	07/14→05/18	←			11.0441-6008.2 250038	ATE für Kolben-Ø [mm]: 60
T5 AWD	187	04/15→05/18					
T5 Drive-E Polestar AWD	186	03/15→07/18					
<b>Bremsschlauch</b>							
1.5 T2	90	10/15→03/17	←	01/16→; Felgenreiße [Zoll]: 17	2	24.5162-0375.3 331203	L= 375
			←	01/16→; Felgenreiße [Zoll]: 16	2	24.5162-0390.3 331199	L= 390
			→	□; 01/16→		24.5133-0310.3 331197	L= 330
			→	□; 01/16→		24.5133-0311.3 331198	L= 310
1.6 DRiVe	84	02/11→12/15	←	06/11→; Felgenreiße [Zoll]: 17	2	24.5162-0375.3 331203	L= 375
2.4 D5	158	04/11→12/15					
2.4 D5 AWD	158	04/11→12/15	←	06/11→; Felgenreiße [Zoll]: 16	2	24.5162-0390.3 331199	L= 390
			→	□; 06/11→		24.5133-0310.3 331197	L= 330
			→	□; 06/11→		24.5133-0311.3 331198	L= 310
2.0 BiFuel	157	03/14→12/15	←	Felgenreiße [Zoll]: 17	2	24.5162-0375.3 331203	L= 375
2.0 D2	88	03/15→05/18					
2.0 D3	110	03/15→05/18	←	Felgenreiße [Zoll]: 16	2	24.5162-0390.3 331199	L= 390
2.0 D4	140	03/15→05/18	→	□		24.5133-0310.3 331197	L= 330
D4	133	10/13→12/15	→	□		24.5133-0311.3 331198	L= 310
D4 AWD	133	10/13→12/15					
D4 AWD	140	03/15→05/18					
D4 Polestar AWD	147	03/15→05/18					
D5	165	03/15→05/18					
D5	169	04/14→12/15					
D5 AWD	169	04/14→12/15					
D6 Hybrid AWD	162	03/15→05/18					
T3	112	03/15→05/18					
T4F	132	04/11→12/15					
T5	180	10/13→12/18					
T6	225	10/13→12/18					
T6 AWD	225	10/13→12/18					
↓							

**VOLVO - V60 I (155, 157) 07/10→12/18**

**Bremsschlauch**

2.0 D4 Drive-E Polestar 2.0 T4	147	03/15→05/18	←	05/15→; Felgengröße [Zoll]: 17	2	24.5162-0375.3	331203	L= 375
	140	03/15→05/18	←	05/15→; Felgengröße [Zoll]: 16	2	24.5162-0390.3	331199	L= 390
			→	☐; 05/15→		24.5133-0310.3	331197	L= 330
			→	☐; 05/15→		24.5133-0311.3	331198	L= 310
2.0 Polestar AWD T6 AWD	270	06/15→05/18	→	☐		24.5133-0310.3	331197	L= 330
	242	04/14→12/15	→	☐		24.5133-0311.3	331198	L= 310
2.0 T D3 / D4 D5 D5 AWD T3 T4 T5 T6 AWD	149	07/10→12/12	←	11/10→; Felgengröße [Zoll]: 17	2	24.5162-0375.3	331203	L= 375
	120	07/10→12/14	←	11/10→; Felgengröße [Zoll]: 16	2	24.5162-0390.3	331199	L= 390
	151	07/10→12/11	←	11/10→; Felgengröße [Zoll]: 16	2	24.5162-0390.3	331199	L= 390
	151	07/10→12/11	→	☐; 11/10→		24.5133-0310.3	331197	L= 330
	110	09/10→12/15	→	☐; 11/10→		24.5133-0311.3	331198	L= 310
2.4 Hybrid D6 AWD	158	06/12→12/15	←	11/12→; Felgengröße [Zoll]: 17	2	24.5162-0375.3	331203	L= 375
			←	11/12→; Felgengröße [Zoll]: 16	2	24.5162-0390.3	331199	L= 390
			→	☐; 11/12→		24.5133-0310.3	331197	L= 330
			→	☐; 11/12→		24.5133-0311.3	331198	L= 310
3.0 T AWD	258	04/14→05/18	→	☐; 05/14→		24.5133-0310.3	331197	L= 330
			→	☐; 05/14→		24.5133-0311.3	331198	L= 310
D3	100	05/12→12/15	←	10/12→; Felgengröße [Zoll]: 17	2	24.5162-0375.3	331203	L= 375
			←	10/12→; Felgengröße [Zoll]: 16	2	24.5162-0390.3	331199	L= 390
			→	☐; 10/12→		24.5133-0310.3	331197	L= 330
			→	☐; 10/12→		24.5133-0311.3	331198	L= 310
D4 AWD	120	05/12→12/15	←	12/12→; Felgengröße [Zoll]: 17	2	24.5162-0375.3	331203	L= 375
			←	12/12→; Felgengröße [Zoll]: 16	2	24.5162-0390.3	331199	L= 390
			→	☐; 12/12→		24.5133-0310.3	331197	L= 330
			→	☐; 12/12→		24.5133-0311.3	331198	L= 310
T5	157	10/13→05/18	←	04/14→; Felgengröße [Zoll]: 17	2	24.5162-0375.3	331203	L= 375
			←	04/14→; Felgengröße [Zoll]: 16	2	24.5162-0390.3	331199	L= 390
			→	☐; 04/14→		24.5133-0310.3	331197	L= 330
			→	☐; 04/14→		24.5133-0311.3	331198	L= 310
T5 AWD	180	07/14→05/18	←		2	24.5162-0405.3	331194	L= 405
T5 AWD	187	04/15→05/18	→	☐		24.5133-0310.3	331197	L= 330
T5 Drive-E Polestar AWD	186	03/15→07/18	→	☐		24.5133-0311.3	331198	L= 310

**VOLVO - V60 II (225, 227) 02/18→**

**Feder, Bremsattel**

2.0 T4	140	05/19→	→		2	11.8116-0340.1	390595	ATE
2.0 T6 Drive-E Polestar AWD	240	02/18→						
D3	110	02/18→						
D3 AWD	110	09/18→						
D4	140	02/18→						
D4 AWD	140	09/18→						
D4 Polestar	147	02/18→						
D4 Polestar AWD	147	02/18→						
T4 Polestar	155	07/19→						
T5	184	02/18→						
T5 AWD	184	03/19→						
T5 Polestar	186	07/19→						
T5 Polestar AWD	186	07/19→						
T6 AWD	228	02/18→						
T6 Plug-in Hybrid AWD	186	03/19→						
T8 Plug-in Hybrid AWD	223	02/18→						
T8 Plug-in Hybrid Polestar AWD	233	05/19→						

**Führungshülzensatz, Bremsattel**

2.0 T4	140	05/19→	←	16" /17"		11.0101-5407.2	260011	ATE
2.0 T6 Drive-E Polestar AWD	240	02/18→						
D3	110	02/18→						
D3 AWD	110	09/18→						
D4	140	02/18→						
D4 AWD	140	09/18→						
↓								



**VOLVO - V60 II (225, 227) 02/18→**

**Führungshülzensatz, Bremsattel**

D4 Polestar	147	02/18→	←	16" /17"		11.0101-5407.2	260011	ATE
D4 Polestar AWD	147	02/18→						
T4 Polestar	155	07/19→						
T5	184	02/18→						
T5 AWD	184	03/19→						
T5 Polestar	186	07/19→						
T5 Polestar AWD	186	07/19→						
T6 AWD	228	02/18→						
T6 Plug-in Hybrid AWD	186	03/19→						
T8 Plug-in Hybrid AWD	223	02/18→						
T8 Plug-in Hybrid Polestar AWD	233	05/19→						








**Führungsbolzen, Bremsattel**








2.0 T4	140	05/19→	←	16" /17"		11.8171-0008.1	990049	ATE
2.0 T6 Drive-E Polestar AWD	240	02/18→	←	18"		11.8171-0096.1	250155	ATE
D3	110	02/18→						
D3 AWD	110	09/18→						
D4	140	02/18→						
D4 AWD	140	09/18→						
D4 Polestar	147	02/18→						
D4 Polestar AWD	147	02/18→						
T4 Polestar	155	07/19→						
T5	184	02/18→						
T5 AWD	184	03/19→						
T5 Polestar	186	07/19→						
T5 Polestar AWD	186	07/19→						
T6 AWD	228	02/18→						
T6 Plug-in Hybrid AWD	186	03/19→						
T8 Plug-in Hybrid AWD	223	02/18→						
T8 Plug-in Hybrid Polestar AWD	233	05/19→						

**VOLVO - V70 I (875, 876) 12/95→12/00**

**Bremsattel**

2.0	93	12/95→03/00	←	☐; 01/97→		24.3571-9971.5	240617	ATE - Halter
2.0	105	12/95→03/00	←	☐; 01/97→		24.3571-9972.5	240618	ATE - Halter
2.0	132	11/96→03/00	←	☐; 01/97→		24.3571-9972.5	240618	ATE - Halter
2.0 Turbo	155	12/95→03/00	→	☐; 01/97→		24.9238-0097.5	230037	ATE
2.3 Turbo	184	12/95→03/00	→	☐; 01/97→		24.9238-0098.5	230038	ATE
2.4	106	12/95→03/00	→	☐; 01/97→		24.9238-0098.5	230038	ATE
2.0	120	01/97→12/00	←	☐; → 03/00		24.3571-9971.5	240617	ATE - Halter
2.4 Bifuel	103	08/99→12/00	←	☐; → 03/00		24.3571-9972.5	240618	ATE - Halter
			→	☐; → 03/00		24.9238-0097.5	230037	ATE
			→	☐; → 03/00		24.9238-0098.5	230038	ATE
2.0 Turbo	166	11/96→12/00	←	☐; 01/97→ 03/00		24.3571-9971.5	240617	ATE - Halter
2.3	177	11/96→11/00	←	☐; 01/97→ 03/00		24.3571-9972.5	240618	ATE - Halter
2.3 T-5	176	11/96→12/00	←	☐; 01/97→ 03/00		24.3571-9972.5	240618	ATE - Halter
2.4	125	12/95→05/00	→	☐; 01/97→ 03/00		24.9238-0097.5	230037	ATE
2.4 Turbo	142	04/96→12/00	→	☐; 01/97→ 03/00		24.9238-0098.5	230038	ATE
2.5 TDI	103	12/95→12/00	→	☐; 01/97→ 03/00		24.9238-0098.5	230038	ATE
2.0 Turbo AWD	166	11/96→12/00	←	☐; 01/97→ 03/00		24.3571-9971.5	240617	ATE - Halter
2.4 Turbo AWD	142	04/96→12/00	←	☐; 01/97→ 03/00		24.3571-9972.5	240618	ATE - Halter
2.3 T-5 AWD	176	01/97→12/00	←	☐; → 03/00		24.3571-9971.5	240617	ATE - Halter
2.4 Turbo AWD	195	03/99→12/00	←	☐; → 03/00		24.3571-9972.5	240618	ATE - Halter
2.3 T AWD	184	04/97→03/00	←	☐		24.3571-9971.5	240617	ATE - Halter
			←	☐		24.3571-9972.5	240618	ATE - Halter
2.4	103	03/99→12/00	←	☐; 08/99→ 03/00		24.3571-9971.5	240617	ATE - Halter
			←	☐; 08/99→ 03/00		24.3571-9972.5	240618	ATE - Halter
			→	☐; → 03/00		24.9238-0097.5	230037	ATE
			→	☐; → 03/00		24.9238-0098.5	230038	ATE
2.4	121	06/98→12/99	←	☐		24.3571-9971.5	240617	ATE - Halter
			←	☐		24.3571-9972.5	240618	ATE - Halter
			→	☐		24.9238-0097.5	230037	ATE
			→	☐		24.9238-0098.5	230038	ATE
2.4 AWD	121	06/98→12/99	←	☐; 10/98→ 05/99		24.3571-9971.5	240617	ATE - Halter
			←	☐; 10/98→ 05/99		24.3571-9972.5	240618	ATE - Halter
			→	☐; 10/98→ 05/99		24.9238-0097.5	230037	ATE
↓								

	kW			 	! #		
<b>VOLVO - V70 I (875, 876) 12/95→12/00</b>							
<b>Bremssattel</b>							
2.4 AWD	121	06/98→12/99	➡	☐; 10/98→05/99		24.9238-0098.5 230038	ATE
2.4 Bifuel	106	05/98→12/99	⬅	☐; 10/98→08/99		24.3571-9971.5 240617	ATE - Halter
			⬅	☐; 10/98→08/99		24.3571-9972.5 240618	ATE - Halter
			➡	☐; 10/98→08/99		24.9238-0097.5 230037	ATE
			➡	☐; 10/98→08/99		24.9238-0098.5 230038	ATE
<b>Feder, Bremssattel</b>							
2.0	93	12/95→03/00	⬅	01/97→	2	11.8116-0073.1 390498	ATE
2.0	105	12/95→03/00					
2.0	132	11/96→03/00					
2.0 Turbo	155	12/95→03/00					
2.3 Turbo	184	12/95→03/00					
2.4	106	12/95→03/00					
2.0	120	01/97→12/00	⬅	→ 03/00	2	11.8116-0073.1 390498	ATE
2.3 T-5 AWD	176	01/97→12/00					
2.4 Bifuel	103	08/99→12/00					
2.4 Turbo AWD	195	03/99→12/00					
2.0 Turbo	166	11/96→12/00	⬅	01/97→03/00	2	11.8116-0073.1 390498	ATE
2.0 Turbo AWD	166	11/96→12/00					
2.3	177	11/96→11/00					
2.3 T-5	176	11/96→12/00					
2.4	125	12/95→05/00					
2.4 Turbo	142	04/96→12/00					
2.4 Turbo AWD	142	04/96→12/00					
2.5 TDI	103	12/95→12/00					
2.3 T AWD	184	04/97→03/00	⬅		2	11.8116-0073.1 390498	ATE
2.4	121	06/98→12/99					
2.4	103	03/99→12/00	⬅	08/99→03/00	2	11.8116-0073.1 390498	ATE
2.4 AWD	121	06/98→12/99	⬅	10/98→05/99	2	11.8116-0073.1 390498	ATE
2.4 Bifuel	106	05/98→12/99	⬅	10/98→08/99	2	11.8116-0073.1 390498	ATE
<b>Führungshülzensatz, Bremssattel</b>							
2.0	93	12/95→03/00	⬅	01/97→		11.0101-5407.2 260011	ATE
2.0	105	12/95→03/00					
2.0	132	11/96→03/00					
2.0 Turbo	155	12/95→03/00					
2.3 Turbo	184	12/95→03/00					
2.4	106	12/95→03/00					
2.0	120	01/97→12/00	⬅	→ 03/00		11.0101-5407.2 260011	ATE
2.3 T-5 AWD	176	01/97→12/00					
2.4 Bifuel	103	08/99→12/00					
2.4 Turbo AWD	195	03/99→12/00					
2.0 Turbo	166	11/96→12/00	⬅	01/97→03/00		11.0101-5407.2 260011	ATE
2.0 Turbo AWD	166	11/96→12/00					
2.3	177	11/96→11/00					
2.3 T-5	176	11/96→12/00					
2.4	125	12/95→05/00					
2.4 Turbo	142	04/96→12/00					
2.4 Turbo AWD	142	04/96→12/00					
2.5 TDI	103	12/95→12/00					
2.3 T AWD	184	04/97→03/00	⬅			11.0101-5407.2 260011	ATE
2.4	121	06/98→12/99					
2.4	103	03/99→12/00	⬅	08/99→03/00		11.0101-5407.2 260011	ATE
2.4 AWD	121	06/98→12/99	⬅	10/98→05/99		11.0101-5407.2 260011	ATE
2.4 Bifuel	106	05/98→12/99	⬅	10/98→08/99		11.0101-5407.2 260011	ATE
<b>Führungsbolzen, Bremssattel</b>							
2.0	93	12/95→03/00	⬅	01/97→	2	11.8171-0008.1 990049	ATE
2.0	105	12/95→03/00					
2.0	132	11/96→03/00					
2.0 Turbo	155	12/95→03/00					
2.3 Turbo	184	12/95→03/00					
2.4	106	12/95→03/00					
2.0	120	01/97→12/00	⬅	→ 03/00	2	11.8171-0008.1 990049	ATE
2.3 T-5 AWD	176	01/97→12/00					
2.4 Bifuel	103	08/99→12/00					
2.4 Turbo AWD	195	03/99→12/00					
2.0 Turbo	166	11/96→12/00	⬅	01/97→03/00	2	11.8171-0008.1 990049	ATE
2.0 Turbo AWD	166	11/96→12/00					
2.3	177	11/96→11/00					
2.3 T-5	176	11/96→12/00					
2.4	125	12/95→05/00					
2.4 Turbo	142	04/96→12/00					
2.4 Turbo AWD	142	04/96→12/00					
2.5 TDI	103	12/95→12/00					
↓							

	kw			 	! #		
<b>VOLVO - V70 I (875, 876) 12/95→12/00</b>							
<b>Führungsbolzen, Bremsattel</b>							
2.3 T AWD	184	04/97→03/00	←		2	11.8171-0008.1	990049 ATE
2.4	121	06/98→12/99	←				
2.4	103	03/99→12/00	←	08/99→ 03/00	2	11.8171-0008.1	990049 ATE
2.4 AWD	121	06/98→12/99	←	10/98→ 05/99	2	11.8171-0008.1	990049 ATE
2.4 Bifuel	106	05/98→12/99	←	10/98→ 08/99	2	11.8171-0008.1	990049 ATE
<b>Dichtungssatz, Bremsattel</b>							
2.0	93	12/95→03/00	←	01/97→		11.0441-5702.2	250033 ATE
2.0	105	12/95→03/00	→	01/97→		13.0441-3819.2	250072 ATE
2.0	132	11/96→03/00	→				
2.0 Turbo	155	12/95→03/00	→				
2.3 Turbo	184	12/95→03/00	→				
2.4	106	12/95→03/00	→				
2.0	120	01/97→12/00	←	→ 03/00		11.0441-5702.2	250033 ATE
2.4 Bifuel	103	08/99→12/00	→	→ 03/00		13.0441-3819.2	250072 ATE
2.0 Turbo	166	11/96→12/00	←	01/97→ 03/00		11.0441-5702.2	250033 ATE
2.3	177	11/96→11/00	→				
2.4	125	12/95→05/00	→	01/97→ 03/00		13.0441-3819.2	250072 ATE
2.4 Turbo	142	04/96→12/00	→				
2.5 TDI	103	12/95→12/00	→				
2.0 Turbo AWD	166	11/96→12/00	←	01/97→ 03/00		11.0441-5702.2	250033 ATE
2.4 Turbo AWD	142	04/96→12/00	→				
2.3 T-5	176	11/96→12/00	←	01/97→ 03/00		11.0441-5702.2	250033 ATE
			→	→ 03/00		13.0441-3819.2	250072 ATE
2.3 T-5 AWD	176	01/97→12/00	←	→ 03/00		11.0441-5702.2	250033 ATE
2.4 Turbo AWD	195	03/99→12/00	→				
2.3 T AWD	184	04/97→03/00	←			11.0441-5702.2	250033 ATE
2.4	103	03/99→12/00	←	08/99→ 03/00		11.0441-5702.2	250033 ATE
			→	→ 03/00		13.0441-3819.2	250072 ATE
2.4	121	06/98→12/99	←			11.0441-5702.2	250033 ATE
			→			13.0441-3819.2	250072 ATE
2.4 AWD	121	06/98→12/99	←	10/98→ 05/99		11.0441-5702.2	250033 ATE
			→	10/98→ 05/99		13.0441-3819.2	250072 ATE
2.4 Bifuel	106	05/98→12/99	←	10/98→ 08/99		11.0441-5702.2	250033 ATE
			→	10/98→ 08/99		13.0441-3819.2	250072 ATE
<b>Bremsschlauch</b>							
2.0	93	12/95→03/00		am Bremsattel; 01/97→	2	83.6113-0331.3	330982 L= 330
2.0	105	12/95→03/00	←	01/97→; Felgenreöße [Zoll]: 16	2	24.5170-0361.3	331310 L= 361
2.0	132	11/96→03/00	←	01/97→; Felgenreöße [Zoll]: 15	2	83.6134-0335.3	330277 L= 335
2.0 Turbo	155	12/95→03/00	→	01/97→; → 566120	2	24.5201-0204.3	331400 L= 204
2.3 Turbo	184	12/95→03/00	→	566121→	2	83.6204-0180.3	330547 L= 180
2.4	106	12/95→03/00	→				
2.0	120	01/97→12/00		am Bremsattel; → 03/00	2	83.6113-0331.3	330982 L= 330
			←	→ 03/00; Felgenreöße [Zoll]: 16	2	24.5170-0361.3	331310 L= 361
			←	→ 03/00; Felgenreöße [Zoll]: 15	2	83.6134-0335.3	330277 L= 335
			→	→ 566120	2	24.5201-0204.3	331400 L= 204
			→	→ 03/00; 566121→	2	83.6204-0180.3	330547 L= 180
2.0 Turbo	166	11/96→12/00		am Bremsattel; 01/97→ 03/00	2	83.6113-0331.3	330982 L= 330
2.3	177	11/96→11/00	←	01/97→ 03/00; Felgenreöße [Zoll]: 16	2	24.5170-0361.3	331310 L= 361
2.3 T-5	176	11/96→12/00	←	01/97→ 03/00; Felgenreöße [Zoll]: 15	2	83.6134-0335.3	330277 L= 335
2.4	125	12/95→05/00	→				
2.4 Turbo	142	04/96→12/00	→	01/97→; → 566120	2	24.5201-0204.3	331400 L= 204
2.5 TDI	103	12/95→12/00	→	→ 03/00; 566121→	2	83.6204-0180.3	330547 L= 180
2.0 Turbo AWD	166	11/96→12/00		am Bremsattel; 01/97→ 03/00	2	83.6113-0331.3	330982 L= 330
2.4 Turbo AWD	142	04/96→12/00	←	01/97→ 03/00; Felgenreöße [Zoll]: 16	2	24.5170-0361.3	331310 L= 361
			←	01/97→ 03/00; Felgenreöße [Zoll]: 15	2	83.6134-0335.3	330277 L= 335
			→	01/97→; → 528556	2	83.6134-0270.3	330779 L= 270
			→	587044→; → 03/00	2	83.6134-0270.3	330779 L= 270
2.3 T-5 AWD	176	01/97→12/00		am Bremsattel; → 03/00	2	83.6113-0331.3	330982 L= 330
			←	→ 03/00; Felgenreöße [Zoll]: 16	2	24.5170-0361.3	331310 L= 361
			←	→ 03/00; Felgenreöße [Zoll]: 15	2	83.6134-0335.3	330277 L= 335



**VOLVO - V70 I (875, 876) 12/95→12/00**

**Bremsschlauch**
























































2.3 T-5 AWD	176	01/97→12/00	➔	→ 528556	2	83.6134-0270.3	330779	L= 270
			➔	587044→; → 03/00	2	83.6134-0270.3	330779	L= 270
2.3 T AWD	184	04/97→03/00		am Bremssattel	2	83.6113-0331.3	330982	L= 330
			←	Felgenreöße [Zoll]: 16	2	24.5170-0361.3	331310	L= 361
			←	Felgenreöße [Zoll]: 15	2	83.6134-0335.3	330277	L= 335
			➔	587044→	2	83.6134-0270.3	330779	L= 270
			➔	→ 528556	2	83.6134-0270.3	330779	L= 270
2.4	103	03/99→12/00		am Bremssattel; 08/99→ 03/00	2	83.6113-0331.3	330982	L= 330
			←	08/99→ 03/00; Felgenreöße [Zoll]: 16	2	24.5170-0361.3	331310	L= 361
			←	08/99→ 03/00; Felgenreöße [Zoll]: 15	2	83.6134-0335.3	330277	L= 335
			➔	08/99→ 03/00	2	83.6204-0180.3	330547	L= 180
2.4	121	06/98→12/99		am Bremssattel	2	83.6113-0331.3	330982	L= 330
			←	Felgenreöße [Zoll]: 16	2	24.5170-0361.3	331310	L= 361
			←	Felgenreöße [Zoll]: 15	2	83.6134-0335.3	330277	L= 335
			➔	→ 566120	2	24.5201-0204.3	331400	L= 204
			➔	566121→	2	83.6204-0180.3	330547	L= 180
2.4 AWD	121	06/98→12/99		am Bremssattel; 10/98→ 05/99	2	83.6113-0331.3	330982	L= 330
			←	10/98→ 05/99; Felgenreöße [Zoll]: 16	2	24.5170-0361.3	331310	L= 361
			←	10/98→ 05/99; Felgenreöße [Zoll]: 15	2	83.6134-0335.3	330277	L= 335
			➔	10/98→; → 566120	2	24.5201-0204.3	331400	L= 204
			➔	566121→; → 05/99	2	83.6204-0180.3	330547	L= 180
2.4 Bifuel	103	08/99→12/00		am Bremssattel; → 03/00	2	83.6113-0331.3	330982	L= 330
			←	→ 03/00; Felgenreöße [Zoll]: 16	2	24.5170-0361.3	331310	L= 361
			←	→ 03/00; Felgenreöße [Zoll]: 15	2	83.6134-0335.3	330277	L= 335
			➔	→ 03/00	2	83.6204-0180.3	330547	L= 180
2.4 Bifuel	106	05/98→12/99		am Bremssattel; 10/98→ 08/99	2	83.6113-0331.3	330982	L= 330
			←	10/98→ 08/99; Felgenreöße [Zoll]: 16	2	24.5170-0361.3	331310	L= 361
			←	10/98→ 08/99; Felgenreöße [Zoll]: 15	2	83.6134-0335.3	330277	L= 335
			➔	10/98→; → 566120	2	24.5201-0204.3	331400	L= 204
			➔	→ 08/99; 566121→	2	83.6204-0180.3	330547	L= 180
2.4 Turbo AWD	195	03/99→12/00		am Bremssattel; → 03/00	2	83.6113-0331.3	330982	L= 330
			←	→ 03/00; Felgenreöße [Zoll]: 16	2	24.5170-0361.3	331310	L= 361
			←	→ 03/00; Felgenreöße [Zoll]: 15	2	83.6134-0335.3	330277	L= 335
			➔	→ 03/00	2	83.6134-0270.3	330779	L= 270









**VOLVO - V70 II (285) 11/99→12/08**

**Bremssattel**








2.0 T	132	11/99→08/07	←	☐; 01/03→ 07/07; Felgenreöße [Zoll]: 17	24.3571-9863.5	240691	ATE - Halter
			←	☐; 01/03→ 07/07; Felgenreöße [Zoll]: 17	24.3571-9864.5	240692	ATE - Halter
			←	☐; 07/01→ 12/02; nicht für Felgenreöße [Zoll]: 17	24.3601-9829.5	240507	ATE - Halter
			←	☐; 01/03→ 07/07; nicht für Felgenreöße [Zoll]: 17	24.3601-9829.5	240507	ATE - Halter
			←	☐; 01/03→ 07/07; nicht für Felgenreöße [Zoll]: 17	24.3601-9830.5	240508	ATE - Halter
			←	☐; 07/01→ 12/02; nicht für Felgenreöße [Zoll]: 17	24.3601-9830.5	240508	ATE - Halter
			➔	☐; 07/01→ 07/07	24.3421-9979.5	240475	ATE - Halter
			➔	☐; 07/01→ 07/07	24.3421-9980.5	240476	ATE - Halter
2.3 T5	184	11/99→12/04	←	☐; 01/03→; Felgenreöße [Zoll]: 17	24.3571-9863.5	240691	ATE - Halter
2.4 T	147	11/99→08/03	←	☐; 01/03→; Felgenreöße [Zoll]: 17	24.3571-9864.5	240692	ATE - Halter
			←	☐; 03/00→ 12/02; nicht für Felgenreöße [Zoll]: 17	24.3601-9829.5	240507	ATE - Halter
			←	☐; 01/03→; nicht für Felgenreöße [Zoll]: 17	24.3601-9829.5	240507	ATE - Halter
			←	☐; 01/03→; nicht für Felgenreöße [Zoll]: 17	24.3601-9830.5	240508	ATE - Halter









↓

	kw			 	! #		
<b>VOLVO - V70 II (285) 11/99→12/08</b>							
<b> Bremsattel</b>							
2.3 T5 2.4 T	184 147	11/99→12/04 11/99→08/03	←  ; 03/00→ 12/02; nicht für Felgengröße [Zoll]: 17			24.3601-9830.5 240508	ATE - Halter
			→  ; 03/00→			24.3421-9979.5 240475	ATE - Halter
			→  ; 03/00→			24.3421-9980.5 240476	ATE - Halter
2.4 2.4 2.4 Bifuel (CNG) 2.4 Bifuel (LPG)	103 125 103 103	03/00→08/07 03/00→08/07 09/01→08/07 09/01→08/07	←  ; 01/03→ 07/07; Felgengröße [Zoll]: 17			24.3571-9863.5 240691	ATE - Halter
			←  ; 01/03→ 07/07; Felgengröße [Zoll]: 17			24.3571-9864.5 240692	ATE - Halter
			←  ; → 12/02; nicht für Felgengröße [Zoll]: 17			24.3601-9829.5 240507	ATE - Halter
			←  ; 01/03→ 07/07; nicht für Felgengröße [Zoll]: 17			24.3601-9829.5 240507	ATE - Halter
			←  ; → 12/02; nicht für Felgengröße [Zoll]: 17			24.3601-9830.5 240508	ATE - Halter
			←  ; 01/03→ 07/07; nicht für Felgengröße [Zoll]: 17			24.3601-9830.5 240508	ATE - Halter
			→  ; → 07/07			24.3421-9979.5 240475	ATE - Halter
			→  ; → 07/07			24.3421-9980.5 240476	ATE - Halter
2.4 CDI	90	07/05→12/08	←  ; Felgengröße [Zoll]: 17			24.3571-9863.5 240691	ATE - Halter
			←  ; Felgengröße [Zoll]: 17			24.3571-9864.5 240692	ATE - Halter
			←  ; nicht für Felgengröße [Zoll]: 17			24.3601-9829.5 240507	ATE - Halter
			←  ; nicht für Felgengröße [Zoll]: 17			24.3601-9830.5 240508	ATE - Halter
			→  			24.3421-9979.5 240475	ATE - Halter
			→  			24.3421-9980.5 240476	ATE - Halter
2.4 D	93	04/05→12/08	←  ; 05/05→ 07/07; Felgengröße [Zoll]: 17			24.3571-9863.5 240691	ATE - Halter
			←  ; 05/05→ 07/07; Felgengröße [Zoll]: 17			24.3571-9864.5 240692	ATE - Halter
			←  ; 05/05→ 07/07; nicht für Felgengröße [Zoll]: 17			24.3601-9829.5 240507	ATE - Halter
			←  ; 05/05→ 07/07; nicht für Felgengröße [Zoll]: 17			24.3601-9830.5 240508	ATE - Halter
			→  ; 05/05→ 07/07			24.3421-9979.5 240475	ATE - Halter
			→  ; 05/05→ 07/07			24.3421-9980.5 240476	ATE - Halter
2.4 D	96	07/01→08/07	←  ; 01/03→ 07/07; Felgengröße [Zoll]: 17			24.3571-9863.5 240691	ATE - Halter
			←  ; 01/03→ 07/07; Felgengröße [Zoll]: 17			24.3571-9864.5 240692	ATE - Halter
			←  ; 12/01→ 12/02; nicht für Felgengröße [Zoll]: 17			24.3601-9829.5 240507	ATE - Halter
			←  ; 01/03→ 07/07; nicht für Felgengröße [Zoll]: 17			24.3601-9829.5 240507	ATE - Halter
			←  ; 01/03→ 07/07; nicht für Felgengröße [Zoll]: 17			24.3601-9830.5 240508	ATE - Halter
			←  ; 12/01→ 12/02; nicht für Felgengröße [Zoll]: 17			24.3601-9830.5 240508	ATE - Halter
			→  ; 12/01→ 07/07			24.3421-9979.5 240475	ATE - Halter
			→  ; 12/01→ 07/07			24.3421-9980.5 240476	ATE - Halter
2.4 D5	120	01/01→12/08	←  ; 01/03→ 07/07; Felgengröße [Zoll]: 17			24.3571-9863.5 240691	ATE - Halter
			←  ; 01/03→ 07/07; Felgengröße [Zoll]: 17			24.3571-9864.5 240692	ATE - Halter
			←  ; 01/03→ 07/07; nicht für Felgengröße [Zoll]: 17			24.3601-9829.5 240507	ATE - Halter
			←  ; 08/01→ 12/02; nicht für Felgengröße [Zoll]: 17			24.3601-9829.5 240507	ATE - Halter
			←  ; 01/03→ 07/07; nicht für Felgengröße [Zoll]: 17			24.3601-9830.5 240508	ATE - Halter
			←  ; 08/01→ 12/02; nicht für Felgengröße [Zoll]: 17			24.3601-9830.5 240508	ATE - Halter
			→  ; 08/01→ 07/07			24.3421-9979.5 240475	ATE - Halter
			→  ; 08/01→ 07/07			24.3421-9980.5 240476	ATE - Halter
2.4 D5 2.4 D5 AWD	136 136	04/05→12/08 05/05→08/07	←  ; 12/05→ 07/07; Felgengröße [Zoll]: 17			24.3571-9863.5 240691	ATE - Halter
			←  ; 12/05→ 07/07; Felgengröße [Zoll]: 17			24.3571-9864.5 240692	ATE - Halter
			←  ; 12/05→ 07/07; nicht für Felgengröße [Zoll]: 17			24.3601-9829.5 240507	ATE - Halter
			←  ; 12/05→ 07/07; nicht für Felgengröße [Zoll]: 17			24.3601-9830.5 240508	ATE - Halter
			→  ; 12/05→ 07/07			24.3421-9979.5 240475	ATE - Halter
			→  ; 12/05→ 07/07			24.3421-9980.5 240476	ATE - Halter
↓							










	kw			 	! #			
<b>VOLVO - V70 II (285) 11/99→12/08</b>								
<b> Bremssattel</b>								
2.4 D5 AWD	120	07/02→08/07	←	☐; 03/03→ 07/07; Felgenreöße [Zoll]: 17	24.3571-9863.5	240691	ATE - Halter	
			←	☐; 03/03→ 07/07; Felgenreöße [Zoll]: 17	24.3571-9864.5	240692	ATE - Halter	
			←	☐; 03/03→ 07/07; nicht für Felgenreöße [Zoll]: 17	24.3601-9829.5	240507	ATE - Halter	
			←	☐; 03/03→ 07/07; nicht für Felgenreöße [Zoll]: 17	24.3601-9830.5	240508	ATE - Halter	
			→	☐; 03/03→ 07/07	24.3421-9979.5	240475	ATE - Halter	
			→	☐; 03/03→ 07/07	24.3421-9980.5	240476	ATE - Halter	
2.4 T5	191	04/04→08/07	←	☐; → 07/07; Felgenreöße [Zoll]: 17	24.3571-9863.5	240691	ATE - Halter	
			←	☐; → 07/07; Felgenreöße [Zoll]: 17	24.3571-9864.5	240692	ATE - Halter	
			←	☐; → 07/07; nicht für Felgenreöße [Zoll]: 17	24.3601-9829.5	240507	ATE - Halter	
			←	☐; → 07/07; nicht für Felgenreöße [Zoll]: 17	24.3601-9830.5	240508	ATE - Halter	
			→	☐; → 07/07	24.3421-9979.5	240475	ATE - Halter	
			→	☐; → 07/07	24.3421-9980.5	240476	ATE - Halter	
2.4 T AWD	147	09/01→08/02	←	☐; nicht für Felgenreöße [Zoll]: 17	24.3601-9829.5	240507	ATE - Halter	
			←	☐; nicht für Felgenreöße [Zoll]: 17	24.3601-9830.5	240508	ATE - Halter	
			→	☐	24.3421-9979.5	240475	ATE - Halter	
			→	☐	24.3421-9980.5	240476	ATE - Halter	
2.5 T	154	07/01→08/07	←	☐; 04/04→ 07/07; Felgenreöße [Zoll]: 17	24.3571-9863.5	240691	ATE - Halter	
			←	☐; 04/04→ 07/07; Felgenreöße [Zoll]: 17	24.3571-9864.5	240692	ATE - Halter	
			←	☐; 04/04→ 07/07; nicht für Felgenreöße [Zoll]: 17	24.3601-9829.5	240507	ATE - Halter	
			←	☐; 04/04→ 07/07; nicht für Felgenreöße [Zoll]: 17	24.3601-9830.5	240508	ATE - Halter	
			→	☐; 04/04→ 07/07	24.3421-9979.5	240475	ATE - Halter	
			→	☐; 04/04→ 07/07	24.3421-9980.5	240476	ATE - Halter	
2.5 T AWD	154	07/02→08/07	←	☐; 01/03→ 07/07; Felgenreöße [Zoll]: 17	24.3571-9863.5	240691	ATE - Halter	
			←	☐; 01/03→ 07/07; Felgenreöße [Zoll]: 17	24.3571-9864.5	240692	ATE - Halter	
			←	☐; 09/02→ 12/02; nicht für Felgenreöße [Zoll]: 17	24.3601-9829.5	240507	ATE - Halter	
			←	☐; 01/03→ 07/07; nicht für Felgenreöße [Zoll]: 17	24.3601-9829.5	240507	ATE - Halter	
			←	☐; 09/02→ 12/02; nicht für Felgenreöße [Zoll]: 17	24.3601-9830.5	240508	ATE - Halter	
			←	☐; 01/03→ 07/07; nicht für Felgenreöße [Zoll]: 17	24.3601-9830.5	240508	ATE - Halter	
			→	☐; 09/02→ 07/07	24.3421-9979.5	240475	ATE - Halter	
			→	☐; 09/02→ 07/07	24.3421-9980.5	240476	ATE - Halter	
2.5 TDI	103	11/99→08/07	←	☐; 01/03→ 07/07; Felgenreöße [Zoll]: 17	24.3571-9863.5	240691	ATE - Halter	
			←	☐; 01/03→ 07/07; Felgenreöße [Zoll]: 17	24.3571-9864.5	240692	ATE - Halter	
			←	☐; 01/03→ 07/07; nicht für Felgenreöße [Zoll]: 17	24.3601-9829.5	240507	ATE - Halter	
			←	☐; 03/00→ 12/02; nicht für Felgenreöße [Zoll]: 17	24.3601-9829.5	240507	ATE - Halter	
			←	☐; 01/03→ 07/07; nicht für Felgenreöße [Zoll]: 17	24.3601-9830.5	240508	ATE - Halter	
			←	☐; 03/00→ 12/02; nicht für Felgenreöße [Zoll]: 17	24.3601-9830.5	240508	ATE - Halter	
			→	☐; 01/03→ 07/07	24.3421-9979.5	240475	ATE - Halter	
			→	☐; 01/03→ 07/07	24.3421-9980.5	240476	ATE - Halter	
<b>Feder, Bremssattel</b>								
2.0 T	132	11/99→08/07		07/01→ 07/07	2	11.8116-0236.1	390507	ATE
2.3 T5	184	11/99→12/04		03/00→	2	11.8116-0236.1	390507	ATE
2.4 T	147	11/99→08/03						
2.4	103	03/00→08/07		→ 07/07	2	11.8116-0236.1	390507	ATE
2.4	125	03/00→08/07						
2.4 Bifuel (CNG)	103	09/01→08/07						
2.4 Bifuel (LPG)	103	09/01→08/07						
2.4 T5	191	04/04→08/07						
2.4 CDI	90	07/05→12/08			2	11.8116-0236.1	390507	ATE
2.4 T AWD	147	09/01→08/02						
↓								



















	kw			 	! #		
<b>VOLVO - V70 II (285) 11/99→12/08</b>							
<b>Feder, Bremssattel</b>							
2.4 D	93	04/05→12/08		05/05→ 07/07	2	11.8116-0236.1 390507	ATE
2.4 D	96	07/01→08/07		12/01→ 07/07	2	11.8116-0236.1 390507	ATE
2.4 D5	120	01/01→12/08		08/01→ 07/07	2	11.8116-0236.1 390507	ATE
2.4 D5	136	04/05→12/08		12/05→ 07/07	2	11.8116-0236.1 390507	ATE
2.4 D5 AWD	136	05/05→08/07					
2.4 D5 AWD	120	07/02→08/07		03/03→ 07/07	2	11.8116-0236.1 390507	ATE
2.5 T	154	07/01→08/07		04/04→ 07/07	2	11.8116-0236.1 390507	ATE
2.5 T AWD	154	07/02→08/07		09/02→ 07/07	2	11.8116-0236.1 390507	ATE
2.5 TDI	103	11/99→08/07		01/03→ 07/07	2	11.8116-0236.1 390507	ATE
<b>Führungshülzensatz, Bremssattel</b>							
2.0 T	132	11/99→08/07	←	01/03→ 07/07		11.0101-5407.2 260011	ATE
			←	07/01→ 12/02		11.0101-5407.2 260011	ATE
			→	07/01→ 07/07		11.0101-5407.2 260011	ATE
2.3 T5 2.4 T	184 147	11/99→12/04 11/99→08/03	←	01/03→		11.0101-5407.2 260011	ATE
			←	03/00→ 12/02		11.0101-5407.2 260011	ATE
			→	03/00→		11.0101-5407.2 260011	ATE
2.4 2.4 2.4 Bifuel (CNG) 2.4 Bifuel (LPG)	103 125 103 103	03/00→08/07 03/00→08/07 09/01→08/07 09/01→08/07	←	01/03→ 07/07		11.0101-5407.2 260011	ATE
			←	→ 12/02		11.0101-5407.2 260011	ATE
			→	→ 07/07		11.0101-5407.2 260011	ATE
2.4 CDI 2.4 T AWD	90 147	07/05→12/08 09/01→08/02	←			11.0101-5407.2 260011	ATE
			→			11.0101-5407.2 260011	ATE
2.4 D	93	04/05→12/08	←	05/05→ 07/07		11.0101-5407.2 260011	ATE
			→	05/05→ 07/07		11.0101-5407.2 260011	ATE
2.4 D	96	07/01→08/07	←	01/03→ 07/07		11.0101-5407.2 260011	ATE
			←	12/01→ 12/02		11.0101-5407.2 260011	ATE
			→	12/01→ 07/07		11.0101-5407.2 260011	ATE
2.4 D5	120	01/01→12/08	←	01/03→ 07/07		11.0101-5407.2 260011	ATE
			←	08/01→ 12/02		11.0101-5407.2 260011	ATE
			→	08/01→ 07/07		11.0101-5407.2 260011	ATE
2.4 D5 2.4 D5 AWD	136 136	04/05→12/08 05/05→08/07	←	12/05→ 07/07		11.0101-5407.2 260011	ATE
			→	12/05→ 07/07		11.0101-5407.2 260011	ATE
2.4 D5 AWD	120	07/02→08/07	←	03/03→ 07/07		11.0101-5407.2 260011	ATE
			→	03/03→ 07/07		11.0101-5407.2 260011	ATE
2.4 T5	191	04/04→08/07	←	→ 07/07		11.0101-5407.2 260011	ATE
			→	→ 07/07		11.0101-5407.2 260011	ATE
2.5 T	154	07/01→08/07	←	04/04→ 07/07		11.0101-5407.2 260011	ATE
			→	04/04→ 07/07		11.0101-5407.2 260011	ATE
2.5 T AWD	154	07/02→08/07	←	01/03→ 07/07		11.0101-5407.2 260011	ATE
			←	09/02→ 12/02		11.0101-5407.2 260011	ATE
			→	09/02→ 07/07		11.0101-5407.2 260011	ATE
2.5 TDI	103	11/99→08/07	←	01/03→ 07/07		11.0101-5407.2 260011	ATE
			←	03/00→ 12/02		11.0101-5407.2 260011	ATE
			→	01/03→ 07/07		11.0101-5407.2 260011	ATE
<b>Führungsbolzen, Bremssattel</b>							
2.0 T	132	11/99→08/07		01/03→ 07/07	2	11.8171-0008.1 990049	ATE
				07/01→ 07/07	2	11.8171-0008.1 990049	ATE
				07/01→ 12/02	2	11.8171-0008.1 990049	ATE
				01/03→ 07/07		11.8171-0067.1 250153	ATE
2.3 T5 2.4 T	184 147	11/99→12/04 11/99→08/03		03/00→	2	11.8171-0008.1 990049	ATE
				01/03→	2	11.8171-0008.1 990049	ATE
				03/00→ 12/02	2	11.8171-0008.1 990049	ATE
2.4 2.4 2.4 Bifuel (CNG) 2.4 Bifuel (LPG)	103 125 103 103	03/00→08/07 03/00→08/07 09/01→08/07 09/01→08/07		→ 12/02	2	11.8171-0008.1 990049	ATE
				→ 07/07	2	11.8171-0008.1 990049	ATE
				01/03→ 07/07	2	11.8171-0008.1 990049	ATE









	kw			 	! #		
<b>VOLVO - V70 II (285) 11/99→12/08</b>							
<b>Führungsbolzen, Bremsattel</b>							
2.4	103	03/00→08/07		01/03→ 07/07		11.8171-0067.1 250153	ATE
2.4	125	03/00→08/07					
2.4 Bifuel (CNG)	103	09/01→08/07					
2.4 Bifuel (LPG)	103	09/01→08/07					
2.4 CDI	90	07/05→12/08			2	11.8171-0008.1 990049	ATE
						11.8171-0067.1 250153	ATE
2.4 D	93	04/05→12/08		05/05→ 07/07	2	11.8171-0008.1 990049	ATE
				05/05→ 07/07		11.8171-0067.1 250153	ATE
2.4 D	96	07/01→08/07		12/01→ 12/02	2	11.8171-0008.1 990049	ATE
				12/01→ 07/07	2	11.8171-0008.1 990049	ATE
				01/03→ 07/07	2	11.8171-0008.1 990049	ATE
				01/03→ 07/07		11.8171-0067.1 250153	ATE
2.4 D5	120	01/01→12/08		01/03→ 07/07	2	11.8171-0008.1 990049	ATE
				08/01→ 07/07	2	11.8171-0008.1 990049	ATE
				08/01→ 12/02	2	11.8171-0008.1 990049	ATE
				01/03→ 07/07		11.8171-0067.1 250153	ATE
2.4 D5	136	04/05→12/08		12/05→ 07/07	2	11.8171-0008.1 990049	ATE
2.4 D5 AWD	136	05/05→08/07		12/05→ 07/07		11.8171-0067.1 250153	ATE
2.4 D5 AWD	120	07/02→08/07		03/03→ 07/07	2	11.8171-0008.1 990049	ATE
				03/03→ 07/07		11.8171-0067.1 250153	ATE
2.4 T5	191	04/04→08/07		→ 07/07	2	11.8171-0008.1 990049	ATE
				→ 07/07		11.8171-0067.1 250153	ATE
2.4 T AWD	147	09/01→08/02			2	11.8171-0008.1 990049	ATE
2.5 T	154	07/01→08/07		04/04→ 07/07	2	11.8171-0008.1 990049	ATE
				04/04→ 07/07		11.8171-0067.1 250153	ATE
2.5 T AWD	154	07/02→08/07		09/02→ 07/07	2	11.8171-0008.1 990049	ATE
				09/02→ 12/02	2	11.8171-0008.1 990049	ATE
				01/03→ 07/07	2	11.8171-0008.1 990049	ATE
				01/03→ 07/07		11.8171-0067.1 250153	ATE
2.5 TDI	103	11/99→08/07		03/00→ 12/02	2	11.8171-0008.1 990049	ATE
				01/03→ 07/07	2	11.8171-0008.1 990049	ATE
				01/03→ 07/07		11.8171-0067.1 250153	ATE
<b> Bremsschlauch</b>							
2.0 T	132	11/99→08/07	←	07/01→ 07/07; nicht für Felgenreöße [Zoll]: 17	2	83.6113-0321.3 330621	L= 320
			←	07/01→ 07/07; Felgenreöße [Zoll]: 17	2	83.6124-0304.3 330983	L= 300
			→	07/01→ 07/07	2	83.7724-0268.3 331076	L= 265
2.3 T5	184	11/99→12/04	←	03/00→; nicht für Felgenreöße [Zoll]: 17	2	83.6113-0321.3 330621	L= 320
2.4 T	147	11/99→08/03	←	03/00→; Felgenreöße [Zoll]: 17	2	83.6124-0304.3 330983	L= 300
			→	03/00→	2	83.7724-0268.3 331076	L= 265
2.4	103	03/00→08/07	←	→ 07/07; nicht für Felgenreöße [Zoll]: 17	2	83.6113-0321.3 330621	L= 320
2.4	125	03/00→08/07	←	→ 07/07; Felgenreöße [Zoll]: 17	2	83.6124-0304.3 330983	L= 300
2.4 Bifuel (CNG)	103	09/01→08/07	←	→ 07/07	2	83.7724-0268.3 331076	L= 265
2.4 Bifuel (LPG)	103	09/01→08/07	→	→ 07/07	2	83.7724-0268.3 331076	L= 265
2.4 T5	191	04/04→08/07					
2.4 CDI	90	07/05→12/08	←	nicht für Felgenreöße [Zoll]: 17	2	83.6113-0321.3 330621	L= 320
2.4 T AWD	147	09/01→08/02	←	Felgenreöße [Zoll]: 17	2	83.6124-0304.3 330983	L= 300
			→		2	83.7724-0268.3 331076	L= 265
2.4 D	93	04/05→12/08	←	05/05→ 07/07; nicht für Felgenreöße [Zoll]: 17	2	83.6113-0321.3 330621	L= 320
			←	05/05→ 07/07; Felgenreöße [Zoll]: 17	2	83.6124-0304.3 330983	L= 300
			→	05/05→ 07/07	2	83.7724-0268.3 331076	L= 265
2.4 D	96	07/01→08/07	←	12/01→ 07/07; nicht für Felgenreöße [Zoll]: 17	2	83.6113-0321.3 330621	L= 320
			←	12/01→ 07/07; Felgenreöße [Zoll]: 17	2	83.6124-0304.3 330983	L= 300
			→	12/01→ 07/07	2	83.7724-0268.3 331076	L= 265
2.4 D5	120	01/01→12/08	←	08/01→ 07/07; nicht für Felgenreöße [Zoll]: 17	2	83.6113-0321.3 330621	L= 320
			←	08/01→ 07/07; Felgenreöße [Zoll]: 17	2	83.6124-0304.3 330983	L= 300
			→	08/01→ 07/07	2	83.7724-0268.3 331076	L= 265
2.4 D5	136	04/05→12/08	←	12/05→ 07/07; nicht für Felgenreöße [Zoll]: 17	2	83.6113-0321.3 330621	L= 320
2.4 D5 AWD	136	05/05→08/07					
			↓				










	kw			 	! #		
<b>VOLVO - V70 II (285) 11/99→12/08</b>							
 <b>Bremsschlauch</b>							
2.4 D5 2.4 D5 AWD	136 136	04/05→12/08 05/05→08/07	←	12/05→ 07/07; Felgenreöße [Zoll]: 17	2	<b>83.6124-0304.3 330983</b>	L= 300
			→	12/05→ 07/07	2	<b>83.7724-0268.3 331076</b>	L= 265
2.4 D5 AWD	120	07/02→08/07	←	03/03→ 07/07; nicht für Felgenreöße [Zoll]: 17	2	<b>83.6113-0321.3 330621</b>	L= 320
			←	03/03→ 07/07; Felgenreöße [Zoll]: 17	2	<b>83.6124-0304.3 330983</b>	L= 300
			→	03/03→ 07/07	2	<b>83.7724-0268.3 331076</b>	L= 265
2.5 T	154	07/01→08/07	←	04/04→ 07/07; nicht für Felgenreöße [Zoll]: 17	2	<b>83.6113-0321.3 330621</b>	L= 320
			←	04/04→ 07/07; Felgenreöße [Zoll]: 17	2	<b>83.6124-0304.3 330983</b>	L= 300
			→	04/04→ 07/07	2	<b>83.7724-0268.3 331076</b>	L= 265
2.5 T AWD	154	07/02→08/07	←	09/02→ 07/07; nicht für Felgenreöße [Zoll]: 17	2	<b>83.6113-0321.3 330621</b>	L= 320
			←	09/02→ 07/07; Felgenreöße [Zoll]: 17	2	<b>83.6124-0304.3 330983</b>	L= 300
			→	09/02→ 07/07	2	<b>83.7724-0268.3 331076</b>	L= 265
2.5 TDI	103	11/99→08/07	←	03/00→ 07/07; nicht für Felgenreöße [Zoll]: 17	2	<b>83.6113-0321.3 330621</b>	L= 320
			←	03/00→ 07/07; Felgenreöße [Zoll]: 17	2	<b>83.6124-0304.3 330983</b>	L= 300
			→	03/00→ 07/07	2	<b>83.7724-0268.3 331076</b>	L= 265
<b>VOLVO - V70 III (135) 04/07→04/16</b>							
 <b>Bremssattel</b>							
1.6 D 2.0 T	80 149	07/09→12/11 09/09→12/11	←	☐; 01/10→; für Bremsscheibendurchmesser [mm]: 336		<b>11.9606-9945.2 220727</b>	ATE - Halter
			←	☐; 01/10→; für Bremsscheibendurchmesser [mm]: 300		<b>24.3601-9711.5 241048</b>	ATE - Halter
			←	☐; 01/10→; für Bremsscheibendurchmesser [mm]: 300		<b>24.3601-9712.5 241049</b>	ATE - Halter
			←	☐; 01/10→; für Bremsscheibendurchmesser [mm]: 336		<b>24.3606-9946.5 240967</b>	ATE - Halter
			←	☐; 01/10→; für Bremsscheibendurchmesser [mm]: 316		<b>24.3606-9949.5 241123</b>	ATE - Halter
			←	☐; 01/10→; für Bremsscheibendurchmesser [mm]: 316		<b>24.3606-9950.5 241124</b>	ATE - Halter
			→	☐; 01/10→		<b>24.6238-1703.5 241215</b>	TRW - Halter + eFSB
			→	☐; 01/10→		<b>24.6238-1704.5 241216</b>	TRW - Halter + eFSB
			→	☐; 01/10→; V		<b>24.6241-1703.5 240992</b>	TRW + EMot / - Halter + FSB
			→	☐; 01/10→; V		<b>24.6241-1704.5 240993</b>	TRW + EMot / - Halter + FSB
1.6 DRiVe / D2 2.0 2.0 BiFuel 2.0 D 2.0 FlexiFuel 2.5 T 2.5 T FlexiFuel 3.2 3.2 3.2 AWD D5 AWD T5 T6 AWD	84 107 157 100 107 147 147 175 179 179 151 177 210	04/11→12/15 10/07→12/11 03/13→12/15 10/07→12/15 01/08→12/11 08/07→12/09 05/08→12/09 08/07→12/10 04/10→12/14 04/10→12/15 12/09→12/11 01/10→12/14 08/07→12/10	←	☐; für Bremsscheibendurchmesser [mm]: 336		<b>11.9606-9945.2 220727</b>	ATE - Halter
			←	☐; für Bremsscheibendurchmesser [mm]: 300		<b>24.3601-9711.5 241048</b>	ATE - Halter
			←	☐; für Bremsscheibendurchmesser [mm]: 300		<b>24.3601-9712.5 241049</b>	ATE - Halter
			←	☐; für Bremsscheibendurchmesser [mm]: 336		<b>24.3606-9946.5 240967</b>	ATE - Halter
			←	☐; für Bremsscheibendurchmesser [mm]: 316		<b>24.3606-9949.5 241123</b>	ATE - Halter
			←	☐; für Bremsscheibendurchmesser [mm]: 316		<b>24.3606-9950.5 241124</b>	ATE - Halter
			→	☐		<b>24.6238-1703.5 241215</b>	TRW - Halter + eFSB
			→	☐		<b>24.6238-1704.5 241216</b>	TRW - Halter + eFSB
			→	☐; V		<b>24.6241-1703.5 240992</b>	TRW + EMot / - Halter + FSB
			→	☐; V		<b>24.6241-1704.5 240993</b>	TRW + EMot / - Halter + FSB
↓							








	kw			 	! #		
<b>VOLVO - V70 III (135) 04/07→04/16</b>							
 <b>Bremssattel</b>							
1.6 T4F	132	01/11→12/15	←	☐; für Bremsscheibendurchmesser [mm]: 336		11.9606-9945.2 220727	ATE - Halter
3.0 T6 AWD	242	11/13→04/16					
D3	100	10/07→12/15					
D3 / D4	120	03/10→12/15	←	☐; für Bremsscheibendurchmesser [mm]: 300		24.3601-9711.5 241048	ATE - Halter
D4 AWD	120	10/07→12/15					
D5	158	04/11→12/15					
D5	169	03/11→04/16					
D5 AWD	169	03/11→04/16	←	☐; für Bremsscheibendurchmesser [mm]: 300		24.3601-9712.5 241049	ATE - Halter
T4	132	10/10→12/15					
T6 AWD	224	01/10→12/15					
			←	☐; für Bremsscheibendurchmesser [mm]: 336		24.3606-9946.5 240967	ATE - Halter
			←	☐; für Bremsscheibendurchmesser [mm]: 316		24.3606-9949.5 241123	ATE - Halter
			←	☐; für Bremsscheibendurchmesser [mm]: 316		24.3606-9950.5 241124	ATE - Halter
			→	☐; → 213000		24.6238-1703.5 241215	TRW - Halter + eFSB
			→	☐; → 213000		24.6238-1704.5 241216	TRW - Halter + eFSB
			→	☐; V		24.6241-1703.5 240992	TRW + EMot / - Halter + FSB
			→	☐; V		24.6241-1704.5 240993	TRW + EMot / - Halter + FSB
2.0 GDI	157	04/12→12/15	←	☐; 03/13→; für Bremsscheibendurchmesser [mm]: 336		11.9606-9945.2 220727	ATE - Halter
			←	☐; 03/13→; für Bremsscheibendurchmesser [mm]: 300		24.3601-9711.5 241048	ATE - Halter
			←	☐; 03/13→; für Bremsscheibendurchmesser [mm]: 300		24.3601-9712.5 241049	ATE - Halter
			←	☐; 03/13→; für Bremsscheibendurchmesser [mm]: 336		24.3606-9946.5 240967	ATE - Halter
			←	☐; 03/13→; für Bremsscheibendurchmesser [mm]: 316		24.3606-9949.5 241123	ATE - Halter
			←	☐; 03/13→; für Bremsscheibendurchmesser [mm]: 316		24.3606-9950.5 241124	ATE - Halter
			→	☐; 03/13→		24.6238-1703.5 241215	TRW - Halter + eFSB
			→	☐; 03/13→		24.6238-1704.5 241216	TRW - Halter + eFSB
			→	☐; 03/13→; V		24.6241-1703.5 240992	TRW + EMot / - Halter + FSB
			→	☐; 03/13→; V		24.6241-1704.5 240993	TRW + EMot / - Halter + FSB
2.4 D	120	04/07→12/10	←	☐; 08/07→; für Bremsscheibendurchmesser [mm]: 336		11.9606-9945.2 220727	ATE - Halter
3.2 AWD	175	04/07→12/10					
D5	136	04/07→12/09					
			←	☐; 08/07→; für Bremsscheibendurchmesser [mm]: 300		24.3601-9711.5 241048	ATE - Halter
			←	☐; 08/07→; für Bremsscheibendurchmesser [mm]: 300		24.3601-9712.5 241049	ATE - Halter
			←	☐; 08/07→; für Bremsscheibendurchmesser [mm]: 336		24.3606-9946.5 240967	ATE - Halter
			←	☐; 08/07→; für Bremsscheibendurchmesser [mm]: 316		24.3606-9949.5 241123	ATE - Halter
			←	☐; 08/07→; für Bremsscheibendurchmesser [mm]: 316		24.3606-9950.5 241124	ATE - Halter
			→	☐; 08/07→		24.6238-1703.5 241215	TRW - Halter + eFSB
			→	☐; 08/07→		24.6238-1704.5 241216	TRW - Halter + eFSB
			→	☐; 08/07→; V		24.6241-1703.5 240992	TRW + EMot / - Halter + FSB
			→	☐; 08/07→; V		24.6241-1704.5 240993	TRW + EMot / - Halter + FSB
2.4 D	129	04/09→12/10	←	☐; 10/09→; für Bremsscheibendurchmesser [mm]: 336		11.9606-9945.2 220727	ATE - Halter
2.5 T	170	04/09→12/12					
2.5 T FlexiFuel	170	04/09→12/11					
↓							








	kw			 	! #					
<b>VOLVO - V70 III (135) 04/07→04/16</b>										
 <b>Bremssattel</b>										
2.4 D 2.5 T 2.5 T FlexiFuel	129 170 170	04/09→12/10 04/09→12/12 04/09→12/11	←	☐; 10/09→; für Bremsscheibendurchmesser [mm]: 300	24.3601-9711.5	241048	ATE - Halter			
			←	☐; 10/09→; für Bremsscheibendurchmesser [mm]: 300	24.3601-9712.5	241049	ATE - Halter			
			←	☐; 10/09→; für Bremsscheibendurchmesser [mm]: 336	24.3606-9946.5	240967	ATE - Halter			
			←	☐; 10/09→; für Bremsscheibendurchmesser [mm]: 316	24.3606-9949.5	241123	ATE - Halter			
			←	☐; 10/09→; für Bremsscheibendurchmesser [mm]: 316	24.3606-9950.5	241124	ATE - Halter			
			→	☐; 10/09→	24.6238-1703.5	241215	TRW - Halter + eFSB			
			→	☐; 10/09→	24.6238-1704.5	241216	TRW - Halter + eFSB			
			→	☐; 10/09→; V	24.6241-1703.5	240992	TRW + EMot / - Halter + FSB			
			→	☐; 10/09→; V	24.6241-1704.5	240993	TRW + EMot / - Halter + FSB			
			D2 D3 D4 D4 AWD T4 T5	88 110 133 133 140 180	03/15→04/16 03/15→04/16 10/13→04/16 10/13→04/16 03/15→04/16 10/13→04/16	←	☐; für Bremsscheibendurchmesser [mm]: 336	11.9606-9945.2	220727	ATE - Halter
←	☐; für Bremsscheibendurchmesser [mm]: 300	24.3601-9711.5				241048	ATE - Halter			
←	☐; für Bremsscheibendurchmesser [mm]: 300	24.3601-9712.5				241049	ATE - Halter			
←	☐; für Bremsscheibendurchmesser [mm]: 336	24.3606-9946.5				240967	ATE - Halter			
←	☐; für Bremsscheibendurchmesser [mm]: 316	24.3606-9949.5				241123	ATE - Halter			
←	☐; für Bremsscheibendurchmesser [mm]: 316	24.3606-9950.5				241124	ATE - Halter			
→	☐; V	24.6241-1703.5				240992	TRW + EMot / - Halter + FSB			
→	☐; V	24.6241-1704.5				240993	TRW + EMot / - Halter + FSB			
D5	151	10/08→12/11				←	☐; 12/09→; für Bremsscheibendurchmesser [mm]: 336	11.9606-9945.2	220727	ATE - Halter
						←	☐; 12/09→; für Bremsscheibendurchmesser [mm]: 300	24.3601-9711.5	241048	ATE - Halter
			←	☐; 12/09→; für Bremsscheibendurchmesser [mm]: 300	24.3601-9712.5	241049	ATE - Halter			
			←	☐; 12/09→; für Bremsscheibendurchmesser [mm]: 336	24.3606-9946.5	240967	ATE - Halter			
			←	☐; 12/09→; für Bremsscheibendurchmesser [mm]: 316	24.3606-9949.5	241123	ATE - Halter			
			←	☐; 12/09→; für Bremsscheibendurchmesser [mm]: 316	24.3606-9950.5	241124	ATE - Halter			
			→	☐; 12/09→	24.6238-1703.5	241215	TRW - Halter + eFSB			
			→	☐; 12/09→	24.6238-1704.5	241216	TRW - Halter + eFSB			
			→	☐; 12/09→; V	24.6241-1703.5	240992	TRW + EMot / - Halter + FSB			
			→	☐; 12/09→; V	24.6241-1704.5	240993	TRW + EMot / - Halter + FSB			
D5 AWD	136	04/07→12/09	←	☐; 10/07→; für Bremsscheibendurchmesser [mm]: 336	11.9606-9945.2	220727	ATE - Halter			
			←	☐; 10/07→; für Bremsscheibendurchmesser [mm]: 300	24.3601-9711.5	241048	ATE - Halter			
			←	☐; 10/07→; für Bremsscheibendurchmesser [mm]: 300	24.3601-9712.5	241049	ATE - Halter			
↓										








	kw			 	! #		
<b>VOLVO - V70 III (135) 04/07→04/16</b>							
<b> Bremssattel</b>							
D5 AWD	136	04/07→12/09	←	☐; 10/07→; für Bremsscheibendurchmesser [mm]: 336	24.3606-9946.5	240967	ATE - Halter
			←	☐; 10/07→; für Bremsscheibendurchmesser [mm]: 316	24.3606-9949.5	241123	ATE - Halter
			←	☐; 10/07→; für Bremsscheibendurchmesser [mm]: 316	24.3606-9950.5	241124	ATE - Halter
			→	☐; 10/07→	24.6238-1703.5	241215	TRW - Halter + eFSB
			→	☐; 10/07→	24.6238-1704.5	241216	TRW - Halter + eFSB
			→	☐; 10/07→; V	24.6241-1703.5	240992	TRW + EMot / - Halter + FSB
			→	☐; 10/07→; V	24.6241-1704.5	240993	TRW + EMot / - Halter + FSB
D5 AWD	158	04/11→12/15	←	☐; 06/11→; für Bremsscheibendurchmesser [mm]: 336	11.9606-9945.2	220727	ATE - Halter
			←	☐; 06/11→; für Bremsscheibendurchmesser [mm]: 300	24.3601-9711.5	241048	ATE - Halter
			←	☐; 06/11→; für Bremsscheibendurchmesser [mm]: 300	24.3601-9712.5	241049	ATE - Halter
			←	☐; 06/11→; für Bremsscheibendurchmesser [mm]: 336	24.3606-9946.5	240967	ATE - Halter
			←	☐; 06/11→; für Bremsscheibendurchmesser [mm]: 316	24.3606-9949.5	241123	ATE - Halter
			←	☐; 06/11→; für Bremsscheibendurchmesser [mm]: 316	24.3606-9950.5	241124	ATE - Halter
			→	☐; 06/11→; → 213000	24.6238-1703.5	241215	TRW - Halter + eFSB
			→	☐; 06/11→; → 213000	24.6238-1704.5	241216	TRW - Halter + eFSB
			→	☐; 06/11→; V	24.6241-1703.5	240992	TRW + EMot / - Halter + FSB
			→	☐; 06/11→; V	24.6241-1704.5	240993	TRW + EMot / - Halter + FSB
<b>Halter, Bremssattel</b>							
1.6 D	80	07/09→12/11	←	01/10→; für Bremsscheibendurchmesser [mm]: 300	11.0230-0934.1	260128	ATE
2.0 T	149	09/09→12/11					
1.6 DRIVe / D2	84	04/11→12/15	←	für Bremsscheibendurchmesser [mm]: 300	11.0230-0934.1	260128	ATE
1.6 T4F	132	01/11→12/15					
2.0	107	10/07→12/11					
2.0 BiFuel	157	03/13→12/15					
2.0 D	100	10/07→12/15					
2.0 FlexiFuel	107	01/08→12/11					
2.5 T	147	08/07→12/09					
2.5 T FlexiFuel	147	05/08→12/09					
3.0 T6 AWD	242	11/13→04/16					
3.2	175	08/07→12/10					
3.2	179	04/10→12/14					
3.2 AWD	179	04/10→12/15					
D2	88	03/15→04/16					
D3	100	10/07→12/15					
D3	110	03/15→04/16					
D3 / D4	120	03/10→12/15					
D4	133	10/13→04/16					
D4 AWD	120	10/07→12/15					
D4 AWD	133	10/13→04/16					
D5	158	04/11→12/15					
D5	169	03/11→04/16					
D5 AWD	151	12/09→12/11					
D5 AWD	169	03/11→04/16					
T4	132	10/10→12/15					
T4	140	03/15→04/16					
T5	177	01/10→12/14					
T5	180	10/13→04/16					
T6 AWD	210	08/07→12/10					
T6 AWD	224	01/10→12/15					
2.0 GDI	157	04/12→12/15	←	03/13→; für Bremsscheibendurchmesser [mm]: 300	11.0230-0934.1	260128	ATE
2.4 D	120	04/07→12/10	←	08/07→; für Bremsscheibendurchmesser [mm]: 300	11.0230-0934.1	260128	ATE
3.2 AWD	175	04/07→12/10					
D5	136	04/07→12/09					
↓							

















	kW			 	! #		
<b>VOLVO - V70 III (135) 04/07→04/16</b>							
<b>Halter, Bremssattel</b>							
2.4 D 2.5 T 2.5 T FlexiFuel	129 170 170	04/09→12/10 04/09→12/12 04/09→12/11	←	10/09→; für Bremsscheibendurchmesser [mm]: 300		11.0230-0934.1 260128	ATE
D5	151	10/08→12/11	←	12/09→; für Bremsscheibendurchmesser [mm]: 300		11.0230-0934.1 260128	ATE
D5 AWD	136	04/07→12/09	←	10/07→; für Bremsscheibendurchmesser [mm]: 300		11.0230-0934.1 260128	ATE
D5 AWD	158	04/11→12/15	←	06/11→; für Bremsscheibendurchmesser [mm]: 300		11.0230-0934.1 260128	ATE
<b>Feder, Bremssattel</b>							
1.6 D 2.0 T	80 149	07/09→12/11 09/09→12/11	←	01/10→; für Bremsscheibendurchmesser [mm]: 300	2	11.8116-0206.1 390593	ATE
			←	01/10→; für Bremsscheibendurchmesser [mm]: 336	2	11.8116-0388.2 390588	ATE
			←	01/10→; für Bremsscheibendurchmesser [mm]: 316	2	11.8116-0388.2 390588	ATE
1.6 DRIVe / D2 1.6 T4F 2.0 2.0 BiFuel 2.0 D 2.0 FlexiFuel 2.5 T 2.5 T FlexiFuel 3.0 T6 AWD 3.2 3.2 3.2 AWD D2 D3 D3 D3 / D4 D4 D4 AWD D4 AWD D5 D5 D5 AWD D5 AWD T4 T4 T5 T5 T6 AWD T6 AWD	84 132 107 157 100 107 147 147 242 175 179 179 88 100 110 120 133 120 133 158 169 151 169 132 140 177 180 210 224	04/11→12/15 01/11→12/15 10/07→12/11 03/13→12/15 10/07→12/15 01/08→12/11 08/07→12/09 05/08→12/09 11/13→04/16 08/07→12/10 04/10→12/14 04/10→12/15 03/15→04/16 10/07→12/15 03/15→04/16 03/10→12/15 10/13→04/16 10/07→12/15 10/13→04/16 04/11→12/15 03/11→04/16 12/09→12/11 03/11→04/16 10/10→12/15 03/15→04/16 01/10→12/14 10/13→04/16 08/07→12/10 01/10→12/15	← ← ←	für Bremsscheibendurchmesser [mm]: 300 für Bremsscheibendurchmesser [mm]: 316 für Bremsscheibendurchmesser [mm]: 336	2 2 2	11.8116-0206.1 390593 11.8116-0388.2 390588 11.8116-0388.2 390588	ATE ATE ATE
2.0 GDI	157	04/12→12/15	←	03/13→; für Bremsscheibendurchmesser [mm]: 300	2	11.8116-0206.1 390593	ATE
			←	03/13→; für Bremsscheibendurchmesser [mm]: 336	2	11.8116-0388.2 390588	ATE
			←	03/13→; für Bremsscheibendurchmesser [mm]: 316	2	11.8116-0388.2 390588	ATE
2.4 D 3.2 AWD D5	120 175 136	04/07→12/10 04/07→12/10 04/07→12/09	←	08/07→; für Bremsscheibendurchmesser [mm]: 300	2	11.8116-0206.1 390593	ATE
			←	08/07→; für Bremsscheibendurchmesser [mm]: 336	2	11.8116-0388.2 390588	ATE
			←	08/07→; für Bremsscheibendurchmesser [mm]: 316	2	11.8116-0388.2 390588	ATE
2.4 D 2.5 T 2.5 T FlexiFuel	129 170 170	04/09→12/10 04/09→12/12 04/09→12/11	←	10/09→; für Bremsscheibendurchmesser [mm]: 300	2	11.8116-0206.1 390593	ATE
			←	10/09→; für Bremsscheibendurchmesser [mm]: 316	2	11.8116-0388.2 390588	ATE
			←	10/09→; für Bremsscheibendurchmesser [mm]: 336	2	11.8116-0388.2 390588	ATE
↓							

	kw			 	! #						
<b>VOLVO - V70 III (135) 04/07→04/16</b>											
<b>Feder, Bremssattel</b>											
D5	151	10/08→12/11	←	12/09→; für Bremsscheibendurchmesser [mm]: 300	2	11.8116-0206.1	390593	ATE			
			←	12/09→; für Bremsscheibendurchmesser [mm]: 336	2	11.8116-0388.2	390588	ATE			
			←	12/09→; für Bremsscheibendurchmesser [mm]: 316	2	11.8116-0388.2	390588	ATE			
D5 AWD	136	04/07→12/09	←	10/07→; für Bremsscheibendurchmesser [mm]: 300	2	11.8116-0206.1	390593	ATE			
			←	10/07→; für Bremsscheibendurchmesser [mm]: 336	2	11.8116-0388.2	390588	ATE			
			←	10/07→; für Bremsscheibendurchmesser [mm]: 316	2	11.8116-0388.2	390588	ATE			
D5 AWD	158	04/11→12/15	←	06/11→; für Bremsscheibendurchmesser [mm]: 300	2	11.8116-0206.1	390593	ATE			
			←	06/11→; für Bremsscheibendurchmesser [mm]: 316	2	11.8116-0388.2	390588	ATE			
			←	06/11→; für Bremsscheibendurchmesser [mm]: 336	2	11.8116-0388.2	390588	ATE			
<b>Führungshülzensatz, Bremssattel</b>											
1.6 D 2.0 T	80 149	07/09→12/11 09/09→12/11	←	01/10→; für Bremsscheibendurchmesser [mm]: 300		11.0101-5407.2	260011	ATE			
			←	01/10→; für Bremsscheibendurchmesser [mm]: 336		11.0101-5704.2	260095	ATE			
			←	01/10→; für Bremsscheibendurchmesser [mm]: 316		11.0101-5704.2	260095	ATE			
1.6 DRiVe / D2 1.6 T4F 2.0 2.0 BiFuel 2.0 D 2.0 FlexiFuel 2.5 T 2.5 T FlexiFuel 3.0 T6 AWD 3.2 3.2 3.2 AWD D2 D3 D3 / D4 D4 D4 AWD D4 AWD D5 D5 D5 AWD D5 AWD T4 T4 T5 T5 T6 AWD T6 AWD	84 132 107 157 100 107 147 147 242 175 179 179 88 100 110 120 133 120 133 120 133 158 169 151 169 132 140 177 180 210 224	04/11→12/15 01/11→12/15 10/07→12/11 03/13→12/15 10/07→12/15 01/08→12/11 08/07→12/09 05/08→12/09 11/13→04/16 08/07→12/10 04/10→12/14 04/10→12/15 03/15→04/16 10/07→12/15 03/15→04/16 03/10→12/15 10/13→04/16 10/07→12/15 10/13→04/16 04/11→12/15 03/11→04/16 12/09→12/11 03/11→04/16 10/10→12/15 03/15→04/16 01/10→12/14 10/13→04/16 08/07→12/10 01/10→12/15	←	für Bremsscheibendurchmesser [mm]: 300		11.0101-5407.2	260011	ATE			
			←	für Bremsscheibendurchmesser [mm]: 316		11.0101-5704.2	260095	ATE			
			←	für Bremsscheibendurchmesser [mm]: 336		11.0101-5704.2	260095	ATE			
			2.0 GDI	157	04/12→12/15	←	03/13→; für Bremsscheibendurchmesser [mm]: 300		11.0101-5407.2	260011	ATE
						←	03/13→; für Bremsscheibendurchmesser [mm]: 316		11.0101-5704.2	260095	ATE
						←	03/13→; für Bremsscheibendurchmesser [mm]: 336		11.0101-5704.2	260095	ATE
			2.4 D 3.2 AWD D5 ↓	120 175 136	04/07→12/10 04/07→12/10 04/07→12/09	←	08/07→; für Bremsscheibendurchmesser [mm]: 300		11.0101-5407.2	260011	ATE











	kw			 	! #		
<b>VOLVO - V70 III (135) 04/07→04/16</b>							
<b>Führungshülzensatz, Bremssattel</b>							
2.4 D 3.2 AWD D5	120	04/07→12/10	←	08/07→; für Bremsscheibendurchmesser [mm]: 316		11.0101-5704.2 260095	ATE
	175	04/07→12/10	←	08/07→; für Bremsscheibendurchmesser [mm]: 336		11.0101-5704.2 260095	ATE
2.4 D 2.5 T 2.5 T FlexiFuel	136	04/07→12/09	←	10/09→; für Bremsscheibendurchmesser [mm]: 300		11.0101-5407.2 260011	ATE
	129	04/09→12/10	←	10/09→; für Bremsscheibendurchmesser [mm]: 336		11.0101-5704.2 260095	ATE
	170	04/09→12/12	←	10/09→; für Bremsscheibendurchmesser [mm]: 316		11.0101-5704.2 260095	ATE
D5	170	04/09→12/11	←	12/09→; für Bremsscheibendurchmesser [mm]: 300		11.0101-5407.2 260011	ATE
	151	10/08→12/11	←	12/09→; für Bremsscheibendurchmesser [mm]: 316		11.0101-5704.2 260095	ATE
			←	12/09→; für Bremsscheibendurchmesser [mm]: 336		11.0101-5704.2 260095	ATE
D5 AWD	136	04/07→12/09	←	10/07→; für Bremsscheibendurchmesser [mm]: 300		11.0101-5407.2 260011	ATE
			←	10/07→; für Bremsscheibendurchmesser [mm]: 316		11.0101-5704.2 260095	ATE
			←	10/07→; für Bremsscheibendurchmesser [mm]: 336		11.0101-5704.2 260095	ATE
D5 AWD	158	04/11→12/15	←	06/11→; für Bremsscheibendurchmesser [mm]: 300		11.0101-5407.2 260011	ATE
			←	06/11→; für Bremsscheibendurchmesser [mm]: 316		11.0101-5704.2 260095	ATE
			←	06/11→; für Bremsscheibendurchmesser [mm]: 336		11.0101-5704.2 260095	ATE
<b>Führungsbolzen, Bremssattel</b>							
1.6 D 2.0 T	80	07/09→12/11	←	01/10→; für Bremsscheibendurchmesser [mm]: 336	2	11.8171-0008.1 990049	ATE
	149	09/09→12/11	←	01/10→; für Bremsscheibendurchmesser [mm]: 300	2	11.8171-0008.1 990049	ATE
			←	01/10→; für Bremsscheibendurchmesser [mm]: 316	2	11.8171-0008.1 990049	ATE
1.6 DRiVe / D2 1.6 T4F 2.0 2.0 BiFuel 2.0 D 2.0 FlexiFuel 2.5 T 2.5 T FlexiFuel 3.0 T6 AWD 3.2 3.2 3.2 AWD D2 D3 D3 / D4 D4 D4 AWD D4 AWD D5 D5 D5 AWD D5 AWD T4 T4 T5 T5 ↓	84	04/11→12/15	←	für Bremsscheibendurchmesser [mm]: 316	2	11.8171-0008.1 990049	ATE
	132	01/11→12/15	←	für Bremsscheibendurchmesser [mm]: 336	2	11.8171-0008.1 990049	ATE
	107	10/07→12/11	←	für Bremsscheibendurchmesser [mm]: 300	2	11.8171-0008.1 990049	ATE
	157	03/13→12/15	←	für Bremsscheibendurchmesser [mm]: 336	2	11.8171-0008.1 990049	ATE
	100	10/07→12/15	←	für Bremsscheibendurchmesser [mm]: 300	2	11.8171-0008.1 990049	ATE
	107	01/08→12/11	←	für Bremsscheibendurchmesser [mm]: 316	2	11.8171-0008.1 990049	ATE
	147	08/07→12/09	←				
	147	05/08→12/09	←				
	242	11/13→04/16	←				
	175	08/07→12/10	←				
	179	04/10→12/14	←				
	179	04/10→12/15	←				
	88	03/15→04/16	←				
	100	10/07→12/15	←				
	110	03/15→04/16	←				
	120	03/10→12/15	←				
	133	10/13→04/16	←				
	120	10/07→12/15	←				
	133	10/13→04/16	←				
	158	04/11→12/15	←				
	169	03/11→04/16	←				
	151	12/09→12/11	←				
	169	03/11→04/16	←				
132	10/10→12/15	←					
140	03/15→04/16	←					
177	01/10→12/14	←					
180	10/13→04/16	←					









	kw			 	! #		
<b>VOLVO - V70 III (135) 04/07→04/16</b>							
<b>Führungsbolzen, Bremssattel</b>							
T6 AWD T6 AWD	210 224	08/07→12/10 01/10→12/15	←	für Bremsscheibendurchmesser [mm]: 316	2	11.8171-0008.1 990049	ATE
			←	für Bremsscheibendurchmesser [mm]: 336	2	11.8171-0008.1 990049	ATE
			←	für Bremsscheibendurchmesser [mm]: 300	2	11.8171-0008.1 990049	ATE
2.0 GDI	157	04/12→12/15	←	03/13→; für Bremsscheibendurchmesser [mm]: 336	2	11.8171-0008.1 990049	ATE
			←	03/13→; für Bremsscheibendurchmesser [mm]: 300	2	11.8171-0008.1 990049	ATE
			←	03/13→; für Bremsscheibendurchmesser [mm]: 316	2	11.8171-0008.1 990049	ATE
2.4 D 3.2 AWD D5	120 175 136	04/07→12/10 04/07→12/10 04/07→12/09	←	08/07→; für Bremsscheibendurchmesser [mm]: 300	2	11.8171-0008.1 990049	ATE
			←	08/07→; für Bremsscheibendurchmesser [mm]: 336	2	11.8171-0008.1 990049	ATE
			←	08/07→; für Bremsscheibendurchmesser [mm]: 316	2	11.8171-0008.1 990049	ATE
2.4 D 2.5 T 2.5 T FlexiFuel	129 170 170	04/09→12/10 04/09→12/12 04/09→12/11	←	10/09→; für Bremsscheibendurchmesser [mm]: 316	2	11.8171-0008.1 990049	ATE
			←	10/09→; für Bremsscheibendurchmesser [mm]: 336	2	11.8171-0008.1 990049	ATE
			←	10/09→; für Bremsscheibendurchmesser [mm]: 300	2	11.8171-0008.1 990049	ATE
D5	151	10/08→12/11	←	12/09→; für Bremsscheibendurchmesser [mm]: 300	2	11.8171-0008.1 990049	ATE
			←	12/09→; für Bremsscheibendurchmesser [mm]: 336	2	11.8171-0008.1 990049	ATE
			←	12/09→; für Bremsscheibendurchmesser [mm]: 316	2	11.8171-0008.1 990049	ATE
D5 AWD	136	04/07→12/09	←	10/07→; für Bremsscheibendurchmesser [mm]: 300	2	11.8171-0008.1 990049	ATE
			←	10/07→; für Bremsscheibendurchmesser [mm]: 336	2	11.8171-0008.1 990049	ATE
			←	10/07→; für Bremsscheibendurchmesser [mm]: 316	2	11.8171-0008.1 990049	ATE
D5 AWD	158	04/11→12/15	←	06/11→; für Bremsscheibendurchmesser [mm]: 300	2	11.8171-0008.1 990049	ATE
			←	06/11→; für Bremsscheibendurchmesser [mm]: 316	2	11.8171-0008.1 990049	ATE
			←	06/11→; für Bremsscheibendurchmesser [mm]: 336	2	11.8171-0008.1 990049	ATE
<b>Dichtungssatz, Bremssattel</b>							
1.6 D 2.0 T	80 149	07/09→12/11 09/09→12/11	←	01/10→; für Bremsscheibendurchmesser [mm]: 300		11.0441-6008.2 250038	ATE für Kolben-Ø [mm]: 60
			←	01/10→; für Bremsscheibendurchmesser [mm]: 336		11.0441-6008.2 250038	ATE für Kolben-Ø [mm]: 60
			←	01/10→; für Bremsscheibendurchmesser [mm]: 316		11.0441-6008.2 250038	ATE für Kolben-Ø [mm]: 60
1.6 DRiVe / D2 1.6 T4F 2.0 2.0 BiFuel 2.0 D 2.0 FlexiFuel 2.5 T ↓	84 132 107 157 100 107 147	04/11→12/15 01/11→12/15 10/07→12/11 03/13→12/15 10/07→12/15 01/08→12/11 08/07→12/09	←	für Bremsscheibendurchmesser [mm]: 316		11.0441-6008.2 250038	ATE für Kolben-Ø [mm]: 60
			←	für Bremsscheibendurchmesser [mm]: 300		11.0441-6008.2 250038	ATE für Kolben-Ø [mm]: 60
			←	für Bremsscheibendurchmesser [mm]: 336		11.0441-6008.2 250038	ATE für Kolben-Ø [mm]: 60








	kW			 	! #		
<b>VOLVO - V70 III (135) 04/07→04/16</b>							
<b>Dichtungssatz, Bremssattel</b>							
2.5 T FlexiFuel	147	05/08→12/09	←	für Bremsscheibendurchmesser [mm]: 316		<b>11.0441-6008.2 250038</b>	ATE für Kolben-Ø [mm]: 60
3.0 T6 AWD	242	11/13→04/16					
3.2	175	08/07→12/10	←	für Bremsscheibendurchmesser [mm]: 300		<b>11.0441-6008.2 250038</b>	ATE für Kolben-Ø [mm]: 60
3.2	179	04/10→12/14					
3.2 AWD	179	04/10→12/15	←	für Bremsscheibendurchmesser [mm]: 336		<b>11.0441-6008.2 250038</b>	ATE für Kolben-Ø [mm]: 60
D2	88	03/15→04/16					
D3	100	10/07→12/15					
D3	110	03/15→04/16					
D3 / D4	120	03/10→12/15					
D4	133	10/13→04/16					
D4 AWD	120	10/07→12/15					
D4 AWD	133	10/13→04/16					
D5	158	04/11→12/15					
D5	169	03/11→04/16					
D5 AWD	151	12/09→12/11					
D5 AWD	169	03/11→04/16					
T4	132	10/10→12/15					
T4	140	03/15→04/16					
T5	177	01/10→12/14					
T5	180	10/13→04/16					
T6 AWD	210	08/07→12/10					
T6 AWD	224	01/10→12/15					
2.0 GDI	157	04/12→12/15	←	03/13→; für Bremsscheibendurchmesser [mm]: 316		<b>11.0441-6008.2 250038</b>	ATE für Kolben-Ø [mm]: 60
			←	03/13→; für Bremsscheibendurchmesser [mm]: 300		<b>11.0441-6008.2 250038</b>	ATE für Kolben-Ø [mm]: 60
			←	03/13→; für Bremsscheibendurchmesser [mm]: 336		<b>11.0441-6008.2 250038</b>	ATE für Kolben-Ø [mm]: 60
2.4 D	120	04/07→12/10	←	08/07→; für Bremsscheibendurchmesser [mm]: 316		<b>11.0441-6008.2 250038</b>	ATE für Kolben-Ø [mm]: 60
3.2 AWD	175	04/07→12/10					
D5	136	04/07→12/09	←	08/07→; für Bremsscheibendurchmesser [mm]: 336		<b>11.0441-6008.2 250038</b>	ATE für Kolben-Ø [mm]: 60
			←	08/07→; für Bremsscheibendurchmesser [mm]: 300		<b>11.0441-6008.2 250038</b>	ATE für Kolben-Ø [mm]: 60
2.4 D	129	04/09→12/10	←	10/09→; für Bremsscheibendurchmesser [mm]: 300		<b>11.0441-6008.2 250038</b>	ATE für Kolben-Ø [mm]: 60
2.5 T	170	04/09→12/12					
2.5 T FlexiFuel	170	04/09→12/11	←	10/09→; für Bremsscheibendurchmesser [mm]: 336		<b>11.0441-6008.2 250038</b>	ATE für Kolben-Ø [mm]: 60
			←	10/09→; für Bremsscheibendurchmesser [mm]: 316		<b>11.0441-6008.2 250038</b>	ATE für Kolben-Ø [mm]: 60
D5	151	10/08→12/11	←	12/09→; für Bremsscheibendurchmesser [mm]: 300		<b>11.0441-6008.2 250038</b>	ATE für Kolben-Ø [mm]: 60
			←	12/09→; für Bremsscheibendurchmesser [mm]: 316		<b>11.0441-6008.2 250038</b>	ATE für Kolben-Ø [mm]: 60
			←	12/09→; für Bremsscheibendurchmesser [mm]: 336		<b>11.0441-6008.2 250038</b>	ATE für Kolben-Ø [mm]: 60
D5 AWD	136	04/07→12/09	←	10/07→; für Bremsscheibendurchmesser [mm]: 316		<b>11.0441-6008.2 250038</b>	ATE für Kolben-Ø [mm]: 60
			←	10/07→; für Bremsscheibendurchmesser [mm]: 336		<b>11.0441-6008.2 250038</b>	ATE für Kolben-Ø [mm]: 60
			←	10/07→; für Bremsscheibendurchmesser [mm]: 300		<b>11.0441-6008.2 250038</b>	ATE für Kolben-Ø [mm]: 60
D5 AWD	158	04/11→12/15	←	06/11→; für Bremsscheibendurchmesser [mm]: 300		<b>11.0441-6008.2 250038</b>	ATE für Kolben-Ø [mm]: 60
			←	06/11→; für Bremsscheibendurchmesser [mm]: 316		<b>11.0441-6008.2 250038</b>	ATE für Kolben-Ø [mm]: 60
			←	06/11→; für Bremsscheibendurchmesser [mm]: 336		<b>11.0441-6008.2 250038</b>	ATE für Kolben-Ø [mm]: 60
<b>Bremsschlauch</b>							
1.6 D	80	07/09→12/11	←	01/10→; Felgenreöße [Zoll]: 17 / 18	2	<b>24.5162-0375.3 331203</b>	L= 375
↓							








	kw			 	! #						
<b>VOLVO - V70 III (135) 04/07→04/16</b>											
<b>Bremsschlauch</b>											
2.0 T	149	09/09→12/11	←	01/10→; Felgenreöße [Zoll]: 16	2	24.5162-0390.3	331199	L= 390			
			→	☐; 24895→ 125608; + eFSB		24.5133-0310.3	331197	L= 330			
			→	☐; 01/10→; → 24894; + eFSB		24.5133-0310.3	331197	L= 330			
			→	☐; 125609→; + eFSB		24.5133-0310.3	331197	L= 330			
			→	☐; 24895→ 125608; + eFSB		24.5133-0311.3	331198	L= 310			
			→	☐; 125609→; + eFSB		24.5133-0311.3	331198	L= 310			
1.6 DRIVe / D2 1.6 T4F 2.0 2.0 BiFuel 2.0 D 2.0 FlexiFuel 2.5 T 2.5 T FlexiFuel 3.0 T6 AWD 3.2 3.2 3.2 AWD D3 D3 / D4 D4 AWD D5 D5 D5 AWD D5 AWD T4 T5 T6 AWD T6 AWD	84 132 107 157 100 107 147 147 242 175 179 179 100 120 120 158 169 151 169 132 177 210 224	04/11→12/15 01/11→12/15 10/07→12/11 03/13→12/15 10/07→12/15 01/08→12/11 08/07→12/09 05/08→12/09 11/13→04/16 08/07→12/10 04/10→12/14 04/10→12/15 10/07→12/15 03/10→12/15 10/07→12/15 04/11→12/15 03/11→04/16 12/09→12/11 03/11→04/16 10/10→12/15 01/10→12/14 08/07→12/10 01/10→12/15	←	Felgenreöße [Zoll]: 17 / 18	2	24.5162-0375.3	331203	L= 375			
			←	Felgenreöße [Zoll]: 16	2	24.5162-0390.3	331199	L= 390			
			→	☐; 125609→; + eFSB		24.5133-0310.3	331197	L= 330			
			→	☐; 24895→ 125608; + eFSB		24.5133-0310.3	331197	L= 330			
			→	☐; → 24894; + eFSB		24.5133-0310.3	331197	L= 330			
			→	☐; 24895→ 125608; + eFSB		24.5133-0311.3	331198	L= 310			
			→	☐; 125609→; + eFSB		24.5133-0311.3	331198	L= 310			
			2.0 GDI	157	04/12→12/15	←	03/13→; Felgenreöße [Zoll]: 17 / 18	2	24.5162-0375.3	331203	L= 375
						←	03/13→; Felgenreöße [Zoll]: 16	2	24.5162-0390.3	331199	L= 390
						→	☐; 03/13→; → 24894; + eFSB		24.5133-0310.3	331197	L= 330
						→	☐; 24895→ 125608; + eFSB		24.5133-0310.3	331197	L= 330
						→	☐; 125609→; + eFSB		24.5133-0310.3	331197	L= 330
						→	☐; 24895→ 125608; + eFSB		24.5133-0311.3	331198	L= 310
						→	☐; 125609→; + eFSB		24.5133-0311.3	331198	L= 310
						2.4 D 3.2 AWD D5	120 175 136	04/07→12/10 04/07→12/10 04/07→12/09	←	08/07→; Felgenreöße [Zoll]: 17 / 18	2
			←	08/07→; Felgenreöße [Zoll]: 16	2				24.5162-0390.3	331199	L= 390
			→	☐; 125609→; + eFSB					24.5133-0310.3	331197	L= 330
→	☐; 24895→ 125608; + eFSB		24.5133-0310.3	331197	L= 330						
→	☐; 08/07→; → 24894; + eFSB		24.5133-0310.3	331197	L= 330						
→	☐; 24895→ 125608; + eFSB		24.5133-0311.3	331198	L= 310						
→	☐; 125609→; + eFSB		24.5133-0311.3	331198	L= 310						
2.4 D 2.5 T 2.5 T FlexiFuel	129 170 170	04/09→12/10 04/09→12/12 04/09→12/11	←	10/09→; Felgenreöße [Zoll]: 17 / 18	2	24.5162-0375.3	331203	L= 375			
			←	10/09→; Felgenreöße [Zoll]: 16	2	24.5162-0390.3	331199	L= 390			
			→	☐; 125609→; + eFSB		24.5133-0310.3	331197	L= 330			
			→	☐; 24895→ 125608; + eFSB		24.5133-0310.3	331197	L= 330			
			→	☐; 10/09→; → 24894; + eFSB		24.5133-0310.3	331197	L= 330			
			→	☐; 24895→ 125608; + eFSB		24.5133-0311.3	331198	L= 310			
D2 D3 T4	88 110 140	03/15→04/16 03/15→04/16 03/15→04/16	←	Felgenreöße [Zoll]: 17 / 18	2	24.5162-0375.3	331203	L= 375			
			←	Felgenreöße [Zoll]: 16	2	24.5162-0390.3	331199	L= 390			
			D4 D4 AWD T5	133 133 180	10/13→04/16 10/13→04/16 10/13→04/16	←	Felgenreöße [Zoll]: 17 / 18	2	24.5162-0375.3	331203	L= 375
						←	Felgenreöße [Zoll]: 16	2	24.5162-0390.3	331199	L= 390
						→	☐; + eFSB		24.5133-0310.3	331197	L= 330
D5	151	10/08→12/11	→	☐; + eFSB		24.5133-0311.3	331198	L= 310			
			←	12/09→; Felgenreöße [Zoll]: 17 / 18	2	24.5162-0375.3	331203	L= 375			
			←	12/09→; Felgenreöße [Zoll]: 16	2	24.5162-0390.3	331199	L= 390			
			→	☐; 24895→ 125608; + eFSB		24.5133-0310.3	331197	L= 330			
			→	☐; 125609→; + eFSB		24.5133-0310.3	331197	L= 330			
			→	☐; 12/09→; → 24894; + eFSB		24.5133-0310.3	331197	L= 330			



	kw			 	! #		
<b>VOLVO - V70 III (135) 04/07→04/16</b>							
 <b>Bremsschlauch</b>							
D5	151	10/08→12/11	➔	☐; 24895→125608; + eFSB		24.5133-0311.3 331198	L= 310
			➔	☐; 125609→; + eFSB		24.5133-0311.3 331198	L= 310
D5 AWD	136	04/07→12/09	➔	10/07→; Felgenreöße [Zoll]: 17 / 18	2	24.5162-0375.3 331203	L= 375
			➔	10/07→; Felgenreöße [Zoll]: 16	2	24.5162-0390.3 331199	L= 390
			➔	☐; 10/07→; → 24894; + eFSB		24.5133-0310.3 331197	L= 330
			➔	☐; 24895→125608; + eFSB		24.5133-0310.3 331197	L= 330
			➔	☐; 125609→; + eFSB		24.5133-0310.3 331197	L= 330
			➔	☐; 24895→125608; + eFSB		24.5133-0311.3 331198	L= 310
			➔	☐; 125609→; + eFSB		24.5133-0311.3 331198	L= 310
D5 AWD	158	04/11→12/15	➔	06/11→; Felgenreöße [Zoll]: 17 / 18	2	24.5162-0375.3 331203	L= 375
			➔	06/11→; Felgenreöße [Zoll]: 16	2	24.5162-0390.3 331199	L= 390
			➔	☐; 24895→125608; + eFSB		24.5133-0310.3 331197	L= 330
			➔	☐; 125609→; + eFSB		24.5133-0310.3 331197	L= 330
			➔	☐; 06/11→; → 24894; + eFSB		24.5133-0310.3 331197	L= 330
			➔	☐; 24895→125608; + eFSB		24.5133-0311.3 331198	L= 310
			➔	☐; 125609→; + eFSB		24.5133-0311.3 331198	L= 310
<b>VOLVO - V90 I Kombi (965) 11/96→12/98</b>							
 <b>Bremssattel</b>							
2.5	125	11/96→10/98	➔	☐		24.3571-1707.5 240079	TRW - Halter
2.9	132	01/97→12/98	➔	☐		24.3571-1708.5 240080	TRW - Halter
2.9	150	01/97→12/98	➔	☐			
<b>Zubehörsatz, Bremssattel</b>							
2.5	125	11/96→10/98	➔			24.0101-3601.2 260044	TRW
2.9	132	01/97→12/98	➔				
2.9	150	01/97→12/98	➔				
 <b>Bremsschlauch</b>							
2.5	125	11/96→10/98	➔		2	83.6124-0380.3 330268	L= 380
2.9	132	01/97→12/98	➔		2	83.6134-0300.3 330725	L= 300
2.9	150	01/97→12/98	➔				
<b>VOLVO - V90 II Kombi (235, 236) 03/16→</b>							
<b>Feder, Bremssattel</b>							
2.0 D3	110	03/16→	➔		2	11.8116-0340.1 390595	ATE
2.0 D3 AWD	110	03/16→					
2.0 D4	120	09/18→					
2.0 D4	140	03/16→					
2.0 D4 AWD	120	09/18→					
2.0 D4 AWD	140	03/16→					
2.0 D4 Polestar	147	10/16→					
2.0 D5 AWD	173	03/16→					
2.0 Hybrid AWD	235	03/16→12/18					
2.0 Polestar AWD	147	10/16→					
2.0 Polestar AWD	176	10/16→					
2.0 T4	140	10/17→					
2.0 T4 Polestar	155	06/19→					
2.0 T5	184	10/17→					
2.0 T5	187	03/16→					
2.0 T5 AWD	184	10/17→					
2.0 T5 AWD	187	03/16→12/18					
2.0 T5 Polestar	186	06/19→					
2.0 T5 Polestar AWD	186	10/17→					
2.0 T6 AWD	228	10/17→					
2.0 T6 AWD	235	03/16→					
2.0 T6 Polestar AWD	240	10/17→					
2.0 T6 Polestar AWD	246	10/16→12/17					
2.0 T8 Hybrid AWD	223	04/18→					
2.0 T8 Plug-in Hybrid Polestar AWD	233	05/18→					
T8 Plug-in Hybrid Polestar AWD	246	03/16→					
<b>Führungshülzensatz, Bremssattel</b>							
2.0 D3	110	03/16→	➔	16" /17"		11.0101-5407.2 260011	ATE
2.0 D3 AWD	110	03/16→	➔				
2.0 D4	120	09/18→	➔			11.0101-5407.2 260011	ATE
2.0 D4	140	03/16→					
2.0 D4 AWD	120	09/18→					
2.0 D4 AWD	140	03/16→					
↓							

	kW			 	! #		
<b>VOLVO - V90 II Kombi (235, 236) 03/16→</b>							
<b>Führungshülzensatz, Bremssattel</b>							
2.0 D4 Polestar	147	10/16→	←	16" /17"		11.0101-5407.2	260011 ATE
2.0 D5 AWD	173	03/16→					
2.0 Hybrid AWD	235	03/16→12/18	→			11.0101-5407.2	260011 ATE
2.0 Polestar AWD	147	10/16→					
2.0 Polestar AWD	176	10/16→					
2.0 T4	140	10/17→					
2.0 T4 Polestar	155	06/19→					
2.0 T5	184	10/17→					
2.0 T5	187	03/16→					
2.0 T5 Polestar	186	06/19→					
2.0 T6 AWD	228	10/17→					
2.0 T6 AWD	235	03/16→					
2.0 T6 Polestar AWD	240	10/17→					
2.0 T6 Polestar AWD	246	10/16→12/17					
2.0 T8 Hybrid AWD	223	04/18→					
2.0 T8 Plug-in Hybrid Polestar AWD	233	05/18→					
T8 Plug-in Hybrid Polestar AWD	246	03/16→					
2.0 T5 AWD	184	10/17→	←	17"		11.0101-5407.2	260011 ATE
2.0 T5 AWD	187	03/16→12/18					
2.0 T5 Polestar AWD	186	10/17→	→			11.0101-5407.2	260011 ATE
<b>Führungsbolzen, Bremssattel</b>							
2.0 D3	110	03/16→	←	16" /17"		11.8171-0008.1	990049 ATE
2.0 D3 AWD	110	03/16→					
2.0 D4	120	09/18→	←	18"		11.8171-0096.1	250155 ATE
2.0 D4	140	03/16→	→			11.8171-0008.1	990049 ATE
2.0 D4 AWD	120	09/18→					
2.0 D4 AWD	140	03/16→					
2.0 D4 Polestar	147	10/16→					
2.0 D5 AWD	173	03/16→					
2.0 Hybrid AWD	235	03/16→12/18					
2.0 Polestar AWD	147	10/16→					
2.0 Polestar AWD	176	10/16→					
2.0 T4	140	10/17→					
2.0 T4 Polestar	155	06/19→					
2.0 T5	184	10/17→					
2.0 T5	187	03/16→					
2.0 T5 Polestar	186	06/19→					
2.0 T6 AWD	228	10/17→					
2.0 T6 AWD	235	03/16→					
2.0 T6 Polestar AWD	240	10/17→					
2.0 T6 Polestar AWD	246	10/16→12/17					
2.0 T8 Hybrid AWD	223	04/18→					
2.0 T8 Plug-in Hybrid Polestar AWD	233	05/18→					
T8 Plug-in Hybrid Polestar AWD	246	03/16→					
2.0 T5 AWD	184	10/17→	←	17"		11.8171-0008.1	990049 ATE
2.0 T5 AWD	187	03/16→12/18					
2.0 T5 Polestar AWD	186	10/17→	←	18"		11.8171-0096.1	250155 ATE
			→			11.8171-0008.1	990049 ATE
<b>VOLVO - XC40 (536) 10/17→</b>							
<b>Führungsbolzen, Bremssattel</b>							
1.5 T3	115	09/18→	←	18"		11.8171-0096.1	250155 ATE
1.5 T3	120	03/19→					
2.0 D3	110	09/18→					
2.0 D3 AWD	110	09/18→					
2.0 D4 AWD	140	10/17→					
2.0 T4	140	09/18→					
2.0 T4 AWD	140	09/18→					
D4 Polestar AWD	147	01/19→					
T5 AWD	182	10/17→					
T5 AWD	184	10/17→					
<b>VOLVO - XC60 I SUV (156) 05/08→12/17</b>							
<b> Bremssattel</b>							
2.0 T	149	12/09→12/12	→	☐; 03/10→; V		24.6241-1703.5	240992 TRW + EMot / - Halter + FSB
			→	☐; 03/10→; V		24.6241-1704.5	240993 TRW + EMot / - Halter + FSB
2.4 D	129	04/09→12/10	→	☐; V		24.6241-1703.5	240992 TRW + EMot / - Halter + FSB
3.2 AWD	175	07/09→12/10					
3.2 AWD	179	03/10→12/15	→	☐; V		24.6241-1704.5	240993 TRW + EMot / - Halter + FSB
D3	100	04/12→12/15					
D3	110	03/15→04/17					
D3 / D4	120	03/10→12/14					
D4	133	10/13→12/15					
D4	140	03/15→02/17					
↓							

	kw			 	! #			
<b>VOLVO - XC60 I SUV (156) 05/08→12/17</b>								
<b>Bremssattel</b>								
D4 AWD	133	10/13→12/15	➔	☐; V		24.6241-1703.5	240992	TRW + EMot / - Halter + FSB
D4 AWD	140	03/15→02/17	➔	☐; V		24.6241-1704.5	240993	TRW + EMot / - Halter + FSB
D5	158	06/11→02/17						
D5 AWD	151	07/09→06/11						
D5 AWD	162	03/15→02/17						
D5 AWD	169	04/14→12/15						
T5	177	09/10→02/17						
T5	180	10/13→02/17						
T5 AWD	180	10/15→02/17						
T5 AWD	183	04/14→02/17						
T5 AWD	187	04/14→02/17						
T6	225	10/13→02/17						
T6 AWD	225	10/13→12/17						
T6 AWD	224	03/10→02/17						
T6 AWD	242	04/14→12/15						
2.4 D / D3 / D4 AWD	120	05/08→02/17	➔	☐; 09/08→; V		24.6241-1703.5	240992	TRW + EMot / - Halter + FSB
D5 AWD	136	05/08→12/09	➔	☐; 09/08→; V		24.6241-1704.5	240993	TRW + EMot / - Halter + FSB
T6 AWD	210	05/08→12/10						
D5 AWD	158	04/11→12/15	➔	☐; 06/11→; V		24.6241-1703.5	240992	TRW + EMot / - Halter + FSB
			➔	☐; 06/11→; V		24.6241-1704.5	240993	TRW + EMot / - Halter + FSB
<b>Feder, Bremssattel</b>								
2.0 T	149	12/09→12/12		03/10→	2	11.8116-0133.1	390511	ATE
2.4 D	129	04/09→12/10			2	11.8116-0133.1	390511	ATE
3.2 AWD	175	07/09→12/10						
3.2 AWD	179	03/10→12/15						
D3	100	04/12→12/15						
D3 / D4	120	03/10→12/14						
D4	133	10/13→12/15						
D4 AWD	133	10/13→12/15						
D5	158	06/11→02/17						
D5 AWD	151	07/09→06/11						
D5 AWD	169	04/14→12/15						
T5	177	09/10→02/17						
T5	180	10/13→02/17						
T5 AWD	180	10/15→02/17						
T5 AWD	183	04/14→02/17						
T5 AWD	187	04/14→02/17						
T6	225	10/13→02/17						
T6 AWD	225	10/13→12/17						
T6 AWD	224	03/10→02/17						
T6 AWD	242	04/14→12/15						
2.4 D / D3 / D4 AWD	120	05/08→02/17		09/08→	2	11.8116-0133.1	390511	ATE
D5 AWD	136	05/08→12/09				11.8116-0133.1	390511	ATE
T6 AWD	210	05/08→12/10						
D5 AWD	158	04/11→12/15		06/11→	2	11.8116-0133.1	390511	ATE
<b>Führungshülzensatz, Bremssattel</b>								
2.0 T	149	12/09→12/12	←	03/10→		11.0101-7003.2	260124	ATE
2.4 D	129	04/09→12/10	←			11.0101-7003.2	260124	ATE
3.2 AWD	175	07/09→12/10						
3.2 AWD	179	03/10→12/15						
D3	100	04/12→12/15						
D3 / D4	120	03/10→12/14						
D4	133	10/13→12/15						
D4 AWD	133	10/13→12/15						
D5	158	06/11→02/17						
D5 AWD	151	07/09→06/11						
D5 AWD	169	04/14→12/15						
T5	177	09/10→02/17						
T5	180	10/13→02/17						
T5 AWD	180	10/15→02/17						
T5 AWD	183	04/14→02/17						
T5 AWD	187	04/14→02/17						
T6	225	10/13→02/17						
T6 AWD	225	10/13→12/17						
T6 AWD	224	03/10→02/17						
T6 AWD	242	04/14→12/15						
2.4 D / D3 / D4 AWD	120	05/08→02/17	←	09/08→		11.0101-7003.2	260124	ATE
D5 AWD	136	05/08→12/09				11.0101-7003.2	260124	ATE
T6 AWD	210	05/08→12/10						
D5 AWD	158	04/11→12/15	←	06/11→		11.0101-7003.2	260124	ATE
<b>Führungsbolzen, Bremssattel</b>								
2.0 T	149	12/09→12/12		03/10→		11.8171-0096.1	250155	ATE
2.4 D	129	04/09→12/10				11.8171-0096.1	250155	ATE
3.2 AWD	175	07/09→12/10						
3.2 AWD	179	03/10→12/15						
D3	100	04/12→12/15						
↓								

	kW			 	! #		
<b>VOLVO - XC60 I SUV (156) 05/08→12/17</b>							
<b>Führungsbolzen, Bremsattel</b>							
D3 / D4	120	03/10→12/14				11.8171-0096.1 250155	ATE
D4	133	10/13→12/15					
D4 AWD	133	10/13→12/15					
D5	158	06/11→02/17					
D5 AWD	151	07/09→06/11					
D5 AWD	169	04/14→12/15					
T5	177	09/10→02/17					
T5	180	10/13→02/17					
T5 AWD	180	10/15→02/17					
T5 AWD	183	04/14→02/17					
T5 AWD	187	04/14→02/17					
T6	225	10/13→02/17					
T6 AWD	225	10/13→12/17					
T6 AWD	224	03/10→02/17					
T6 AWD	242	04/14→12/15					
2.4 D / D3 / D4 AWD	120	05/08→02/17		09/08→		11.8171-0096.1 250155	ATE
D5 AWD	136	05/08→12/09					
T6 AWD	210	05/08→12/10					
D3	110	03/15→04/17	←			11.8171-0096.1 250155	ATE
D4	140	03/15→02/17					
D4 AWD	140	03/15→02/17					
D5 AWD	162	03/15→02/17					
D5 AWD	158	04/11→12/15		06/11→		11.8171-0096.1 250155	ATE
<b>Bremsschlauch</b>							
2.0 T	149	12/09→12/12	←	03/10→	2	24.5178-0428.3 331555	L= 425
			→	☐; 03/10→		24.5133-0310.3 331197	L= 330
			→	☐; 03/10→		24.5133-0311.3 331198	L= 310
2.4 D	129	04/09→12/10	←		2	24.5178-0428.3 331555	L= 425
3.2 AWD	175	07/09→12/10					
3.2 AWD	179	03/10→12/15	→	☐		24.5133-0310.3 331197	L= 330
D3	110	03/15→04/17	→	☐		24.5133-0311.3 331198	L= 310
D3 / D4	120	03/10→12/14					
D4	133	10/13→12/15					
D4	140	03/15→02/17					
D4 AWD	133	10/13→12/15					
D4 AWD	140	03/15→02/17					
D5	158	06/11→02/17					
D5 AWD	151	07/09→06/11					
D5 AWD	162	03/15→02/17					
D5 AWD	169	04/14→12/15					
T5	177	09/10→02/17					
T5	180	10/13→02/17					
T5 AWD	180	10/15→02/17					
T5 AWD	183	04/14→02/17					
T5 AWD	187	04/14→02/17					
T6	225	10/13→02/17					
T6 AWD	225	10/13→12/17					
T6 AWD	224	03/10→02/17					
T6 AWD	242	04/14→12/15					
2.4 D / D3 / D4 AWD	120	05/08→02/17	←	09/08→	2	24.5178-0428.3 331555	L= 425
D5 AWD	136	05/08→12/09	→	☐; 09/08→		24.5133-0310.3 331197	L= 330
T6 AWD	210	05/08→12/10	→	☐; 09/08→		24.5133-0311.3 331198	L= 310
D3	100	04/12→12/15	←		2	24.5178-0428.3 331555	L= 425
D5 AWD	158	04/11→12/15	←	06/11→	2	24.5178-0428.3 331555	L= 425
			→	☐; 06/11→		24.5133-0310.3 331197	L= 330
			→	☐; 06/11→		24.5133-0311.3 331198	L= 310
<b>VOLVO - XC60 II (246) 03/17→</b>							
<b>Feder, Bremsattel</b>							
2.0 B4 Mild-Hybrid AWD	145	04/19→	→		2	11.8116-0340.1 390595	ATE
2.0 B5 Mild-Hybrid	184	01/20→					
2.0 B5 Mild-Hybrid AWD	173	04/19→					
2.0 B5 Mild-Hybrid AWD	184	01/20→					
2.0 D3	110	03/17→					
2.0 D4	120	12/18→					
2.0 D4	140	03/17→					
2.0 D4 AWD	140	03/17→					
2.0 D4 Polestar	147	01/19→					
2.0 D4 Polestar AWD	147	01/19→					
2.0 D5 AWD	173	03/17→					
2.0 D5 Polestar AWD	177	10/18→					
2.0 T4	140	09/18→					
2.0 T5	184	10/17→					
2.0 T5	187	03/17→12/18					
2.0 T5 AWD	184	10/17→					

**VOLVO - XC60 II (246) 03/17→**

**Feder, Bremsattel**

2.0 T5 AWD	187	03/17→12/18	➔		2	11.8116-0340.1	390595	ATE
2.0 T6 AWD	228	10/17→						
2.0 T6 AWD	235	03/17→						
2.0 T6 Polestar AWD	246	03/17→						
2.0 T8 Hybrid AWD	223	02/18→						
2.0 T8 Hybrid AWD	235	03/17→						
2.0 T8 Hybrid Polestar AWD	233	01/19→						
T4 Polestar	155	07/19→						
T5 Polestar	186	05/19→						
T5 Polestar AWD	186	07/19→						
T6 Polestar AWD	240	07/19→						

**Führungshülzensatz, Bremsattel**

2.0 B4 Mild-Hybrid AWD	145	04/19→	←	17"		11.0101-5407.2	260011	ATE
2.0 B5 Mild-Hybrid	184	01/20→	←	18" /19"		11.0101-7003.2	260124	ATE
2.0 B5 Mild-Hybrid AWD	173	04/19→	➔			11.0101-5407.2	260011	ATE
2.0 B5 Mild-Hybrid AWD	184	01/20→	➔			11.0101-5407.2	260011	ATE
2.0 D3	110	03/17→	←	17"		11.0101-5407.2	260011	ATE
2.0 D4	120	12/18→	➔			11.0101-5407.2	260011	ATE
2.0 D4	140	03/17→						
2.0 D4 AWD	140	03/17→						
2.0 D4 Polestar	147	01/19→						
2.0 D4 Polestar AWD	147	01/19→						
2.0 D5 AWD	173	03/17→						
2.0 D5 Polestar AWD	177	10/18→						
2.0 T4	140	09/18→						
2.0 T5	184	10/17→						
2.0 T5	187	03/17→12/18						
2.0 T5 AWD	184	10/17→						
2.0 T5 AWD	187	03/17→12/18						
2.0 T6 AWD	228	10/17→						
2.0 T6 AWD	235	03/17→						
2.0 T6 Polestar AWD	246	03/17→						
2.0 T8 Hybrid AWD	223	02/18→						
2.0 T8 Hybrid AWD	235	03/17→						
2.0 T8 Hybrid Polestar AWD	233	01/19→						
T4 Polestar	155	07/19→						
T5 Polestar	186	05/19→						
T5 Polestar AWD	186	07/19→						
T6 Polestar AWD	240	07/19→						









**Führungsbolzen, Bremsattel**

2.0 B4 Mild-Hybrid AWD	145	04/19→	←	17"		11.8171-0008.1	990049	ATE
2.0 B5 Mild-Hybrid	184	01/20→	←	18" /19"		11.8171-0096.1	250155	ATE
2.0 B5 Mild-Hybrid AWD	173	04/19→	➔			11.8171-0008.1	990049	ATE
2.0 B5 Mild-Hybrid AWD	184	01/20→	➔			11.8171-0008.1	990049	ATE
2.0 D3	110	03/17→						
2.0 D4	120	12/18→						
2.0 D4	140	03/17→						
2.0 D4 AWD	140	03/17→						
2.0 D4 Polestar	147	01/19→						
2.0 D4 Polestar AWD	147	01/19→						
2.0 D5 AWD	173	03/17→						
2.0 D5 Polestar AWD	177	10/18→						
2.0 T4	140	09/18→						
2.0 T5	184	10/17→						
2.0 T5	187	03/17→12/18						
2.0 T5 AWD	184	10/17→						
2.0 T5 AWD	187	03/17→12/18						
2.0 T6 AWD	228	10/17→						
2.0 T6 AWD	235	03/17→						
2.0 T6 Polestar AWD	246	03/17→						
2.0 T8 Hybrid AWD	223	02/18→						
2.0 T8 Hybrid AWD	235	03/17→						
2.0 T8 Hybrid Polestar AWD	233	01/19→						
T4 Polestar	155	07/19→						
T5 Polestar	186	05/19→						
T5 Polestar AWD	186	07/19→						
T6 Polestar AWD	240	07/19→						

**VOLVO - XC70 II (136) 04/07→12/16**








**Bremssattel**








↓	2.4 D	129	06/09→12/10	←	☐; 01/10→; Felgenreöße [Zoll]: 18	11.9606-9945.2	220727	ATE - Halter
	←			☐; 01/10→; Felgenreöße [Zoll]: 16	24.3601-9711.5	241048	ATE - Halter	
	←			☐; 01/10→; Felgenreöße [Zoll]: 16	24.3601-9712.5	241049	ATE - Halter	
	←			☐; 01/10→	24.3606-9946.5	240967	ATE - Halter	

	kw			 	! #		
<b>VOLVO - XC70 II (136) 04/07→12/16</b>							
 <b>Bremssattel</b>							
2.4 D	129	06/09→12/10	←	☐; 01/10→; Felgengröße [Zoll]: 17	24.3606-9949.5	241123	ATE - Halter
			←	☐; 01/10→; Felgengröße [Zoll]: 17	24.3606-9950.5	241124	ATE - Halter
			→	☐; 01/10→	24.6238-1703.5	241215	TRW - Halter + eFSB
			→	☐; 01/10→	24.6238-1704.5	241216	TRW - Halter + eFSB
			→	☐; 01/10→; V	24.6241-1703.5	240992	TRW + EMot / - Halter + FSB
			→	☐; 01/10→; V	24.6241-1704.5	240993	TRW + EMot / - Halter + FSB
2.4 D / D4 AWD 3.2 AWD T6 AWD	120 175 210	08/07→04/16 08/07→12/11 01/08→12/16	←	☐; Felgengröße [Zoll]: 18	11.9606-9945.2	220727	ATE - Halter
			←	☐; Felgengröße [Zoll]: 16	24.3601-9711.5	241048	ATE - Halter
			←	☐; Felgengröße [Zoll]: 16	24.3601-9712.5	241049	ATE - Halter
			←	☐	24.3606-9946.5	240967	ATE - Halter
			←	☐; Felgengröße [Zoll]: 17	24.3606-9949.5	241123	ATE - Halter
			←	☐; Felgengröße [Zoll]: 17	24.3606-9950.5	241124	ATE - Halter
			→	☐	24.6238-1703.5	241215	TRW - Halter + eFSB
			→	☐	24.6238-1704.5	241216	TRW - Halter + eFSB
			→	☐; V	24.6241-1703.5	240992	TRW + EMot / - Halter + FSB
			→	☐; V	24.6241-1704.5	240993	TRW + EMot / - Halter + FSB
			3.2 AWD D5 AWD D5 AWD T6 AWD T6 Polestar AWD	179 158 169 224 242	05/10→12/14 04/11→12/15 11/13→04/16 01/10→04/15 11/13→12/16	←	☐; Felgengröße [Zoll]: 18
←	☐; Felgengröße [Zoll]: 16	24.3601-9711.5				241048	ATE - Halter
←	☐; Felgengröße [Zoll]: 16	24.3601-9712.5				241049	ATE - Halter
←	☐	24.3606-9946.5				240967	ATE - Halter
←	☐; Felgengröße [Zoll]: 17	24.3606-9949.5				241123	ATE - Halter
←	☐; Felgengröße [Zoll]: 17	24.3606-9950.5				241124	ATE - Halter
→	☐; → 118000	24.6238-1703.5				241215	TRW - Halter + eFSB
→	☐; → 118000	24.6238-1704.5				241216	TRW - Halter + eFSB
→	☐; V	24.6241-1703.5				240992	TRW + EMot / - Halter + FSB
→	☐; V	24.6241-1704.5				240993	TRW + EMot / - Halter + FSB
D3	120	04/10→12/15				←	☐; 08/11→; Felgengröße [Zoll]: 18
			←	☐; 08/11→; Felgengröße [Zoll]: 16	24.3601-9711.5	241048	ATE - Halter
			←	☐; 08/11→; Felgengröße [Zoll]: 16	24.3601-9712.5	241049	ATE - Halter
			←	☐; 08/11→	24.3606-9946.5	240967	ATE - Halter
			←	☐; 08/11→; Felgengröße [Zoll]: 17	24.3606-9949.5	241123	ATE - Halter
			←	☐; 08/11→; Felgengröße [Zoll]: 17	24.3606-9950.5	241124	ATE - Halter
			→	☐; 08/11→	24.6238-1703.5	241215	TRW - Halter + eFSB
			→	☐; 08/11→	24.6238-1704.5	241216	TRW - Halter + eFSB
			→	☐; 08/11→; V	24.6241-1703.5	240992	TRW + EMot / - Halter + FSB
			→	☐; 08/11→; V	24.6241-1704.5	240993	TRW + EMot / - Halter + FSB
			D4 D4 AWD D5 AWD T5 T5 AWD	133 133 162 180 187	10/13→04/16 10/13→04/16 03/15→04/16 10/13→12/16 08/15→12/16	←	☐; Felgengröße [Zoll]: 18
←	☐; Felgengröße [Zoll]: 16	24.3601-9711.5				241048	ATE - Halter
←	☐; Felgengröße [Zoll]: 16	24.3601-9712.5				241049	ATE - Halter
←	☐	24.3606-9946.5				240967	ATE - Halter
←	☐; Felgengröße [Zoll]: 17	24.3606-9949.5				241123	ATE - Halter
←	☐; Felgengröße [Zoll]: 17	24.3606-9950.5				241124	ATE - Halter
→	☐; V	24.6241-1703.5				240992	TRW + EMot / - Halter + FSB
→	☐; V	24.6241-1704.5				240993	TRW + EMot / - Halter + FSB
D5 AWD	136	04/07→12/09				←	☐; 08/07→; Felgengröße [Zoll]: 18
			←	☐; 08/07→; Felgengröße [Zoll]: 16	24.3601-9711.5	241048	ATE - Halter
			←	☐; 08/07→; Felgengröße [Zoll]: 16	24.3601-9712.5	241049	ATE - Halter
			←	☐; 08/07→	24.3606-9946.5	240967	ATE - Halter
			←	☐; 08/07→; Felgengröße [Zoll]: 17	24.3606-9949.5	241123	ATE - Halter
			←	☐; 08/07→; Felgengröße [Zoll]: 17	24.3606-9950.5	241124	ATE - Halter
			→	☐; 08/07→	24.6238-1703.5	241215	TRW - Halter + eFSB
			→	☐; 08/07→	24.6238-1704.5	241216	TRW - Halter + eFSB


























	kw			 	! #		
<b>VOLVO - XC70 II (136) 04/07→12/16</b>							
<b>Bremssattel</b>							
D5 AWD	136	04/07→12/09	➡	☐; 08/07→; V		24.6241-1703.5 240992	TRW + EMot / - Halter + FSB
			➡	☐; 08/07→; V		24.6241-1704.5 240993	TRW + EMot / - Halter + FSB
D5 AWD	151	04/09→12/11	⬅	☐; 12/09→; Felgengröße [Zoll]: 18		11.9606-9945.2 220727	ATE - Halter
			⬅	☐; 12/09→; Felgengröße [Zoll]: 16		24.3601-9711.5 241048	ATE - Halter
			⬅	☐; 12/09→; Felgengröße [Zoll]: 16		24.3601-9712.5 241049	ATE - Halter
			⬅	☐; 12/09→		24.3606-9946.5 240967	ATE - Halter
			⬅	☐; 12/09→; Felgengröße [Zoll]: 17		24.3606-9949.5 241123	ATE - Halter
			⬅	☐; 12/09→; Felgengröße [Zoll]: 17		24.3606-9950.5 241124	ATE - Halter
			➡	☐; 12/09→		24.6238-1703.5 241215	TRW - Halter + eFSB
			➡	☐; 12/09→		24.6238-1704.5 241216	TRW - Halter + eFSB
			➡	☐; 12/09→; V		24.6241-1703.5 240992	TRW + EMot / - Halter + FSB
			➡	☐; 12/09→; V		24.6241-1704.5 240993	TRW + EMot / - Halter + FSB
<b>Halter, Bremssattel</b>							
2.4 D	129	06/09→12/10	⬅	01/10→; Felgengröße [Zoll]: 16		11.0230-0934.1 260128	ATE
2.4 D / D4 AWD	120	08/07→04/16	⬅	Felgengröße [Zoll]: 16		11.0230-0934.1 260128	ATE
3.2 AWD	175	08/07→12/11					
3.2 AWD	179	05/10→12/14					
D4	133	10/13→04/16					
D4 AWD	133	10/13→04/16					
D5 AWD	158	04/11→12/15					
D5 AWD	162	03/15→04/16					
D5 AWD	169	11/13→04/16					
T5	180	10/13→12/16					
T5 AWD	187	08/15→12/16					
T6 AWD	210	01/08→12/16					
T6 AWD	224	01/10→04/15					
T6 Polestar AWD	242	11/13→12/16					
D3	120	04/10→12/15	⬅	08/11→; Felgengröße [Zoll]: 16		11.0230-0934.1 260128	ATE
D5 AWD	136	04/07→12/09	⬅	08/07→; Felgengröße [Zoll]: 16		11.0230-0934.1 260128	ATE
D5 AWD	151	04/09→12/11	⬅	12/09→; Felgengröße [Zoll]: 16		11.0230-0934.1 260128	ATE
<b>Feder, Bremssattel</b>							
2.4 D	129	06/09→12/10	⬅	01/10→; Felgengröße [Zoll]: 16	2	11.8116-0206.1 390593	ATE
			⬅	01/10→	2	11.8116-0388.2 390588	ATE
			⬅	01/10→; Felgengröße [Zoll]: 18	2	11.8116-0388.2 390588	ATE
2.4 D / D4 AWD	120	08/07→04/16	⬅	Felgengröße [Zoll]: 16	2	11.8116-0206.1 390593	ATE
3.2 AWD	175	08/07→12/11					
3.2 AWD	179	05/10→12/14	⬅		2	11.8116-0388.2 390588	ATE
D4	133	10/13→04/16	⬅	Felgengröße [Zoll]: 18	2	11.8116-0388.2 390588	ATE
D4 AWD	133	10/13→04/16					
D5 AWD	158	04/11→12/15					
D5 AWD	162	03/15→04/16					
D5 AWD	169	11/13→04/16					
T5	180	10/13→12/16					
T5 AWD	187	08/15→12/16					
T6 AWD	210	01/08→12/16					
T6 AWD	224	01/10→04/15					
T6 Polestar AWD	242	11/13→12/16					
D3	120	04/10→12/15	⬅	08/11→; Felgengröße [Zoll]: 16	2	11.8116-0206.1 390593	ATE
			⬅	08/11→	2	11.8116-0388.2 390588	ATE
			⬅	08/11→; Felgengröße [Zoll]: 18	2	11.8116-0388.2 390588	ATE
D5 AWD	136	04/07→12/09	⬅	08/07→; Felgengröße [Zoll]: 16	2	11.8116-0206.1 390593	ATE
			⬅	08/07→	2	11.8116-0388.2 390588	ATE
			⬅	08/07→; Felgengröße [Zoll]: 18	2	11.8116-0388.2 390588	ATE
D5 AWD	151	04/09→12/11	⬅	12/09→; Felgengröße [Zoll]: 16	2	11.8116-0206.1 390593	ATE
			⬅	12/09→	2	11.8116-0388.2 390588	ATE
			⬅	12/09→; Felgengröße [Zoll]: 18	2	11.8116-0388.2 390588	ATE
<b>Führungshülzensatz, Bremssattel</b>							
2.4 D	129	06/09→12/10	⬅	01/10→		11.0101-5407.2 260011	ATE
						11.0101-5704.2 260095	ATE
2.4 D / D4 AWD	120	08/07→04/16	⬅			11.0101-5407.2 260011	ATE
3.2 AWD	175	08/07→12/11				11.0101-5704.2 260095	ATE
3.2 AWD	179	05/10→12/14					
↓							








	kW			 	! #		
<b>VOLVO - XC70 II (136) 04/07→12/16</b>							
<b>Führungshülzensatz, Bremssattel</b>							
D4	133	10/13→04/16	←			11.0101-5407.2 260011	ATE
D4 AWD	133	10/13→04/16				11.0101-5704.2 260095	ATE
D5 AWD	158	04/11→12/15					
D5 AWD	162	03/15→04/16					
D5 AWD	169	11/13→04/16					
T5	180	10/13→12/16					
T5 AWD	187	08/15→12/16					
T6 AWD	210	01/08→12/16					
T6 AWD	224	01/10→04/15					
T6 Polestar AWD	242	11/13→12/16					
D3	120	04/10→12/15	←	08/11→		11.0101-5407.2 260011	ATE
						11.0101-5704.2 260095	ATE
D5 AWD	136	04/07→12/09	←	08/07→		11.0101-5407.2 260011	ATE
						11.0101-5704.2 260095	ATE
D5 AWD	151	04/09→12/11	←	12/09→		11.0101-5407.2 260011	ATE
						11.0101-5704.2 260095	ATE
<b>Führungsbolzen, Bremssattel</b>							
2.4 D	129	06/09→12/10		01/10→	2	11.8171-0008.1 990049	ATE
			←	01/10→	2	11.8171-0008.1 990049	ATE
2.4 D / D4 AWD	120	08/07→04/16			2	11.8171-0008.1 990049	ATE
3.2 AWD	175	08/07→12/11	←		2	11.8171-0008.1 990049	ATE
3.2 AWD	179	05/10→12/14					
D4	133	10/13→04/16					
D4 AWD	133	10/13→04/16					
D5 AWD	158	04/11→12/15					
D5 AWD	162	03/15→04/16					
D5 AWD	169	11/13→04/16					
T5	180	10/13→12/16					
T5 AWD	187	08/15→12/16					
T6 AWD	210	01/08→12/16					
T6 AWD	224	01/10→04/15					
T6 Polestar AWD	242	11/13→12/16					
D3	120	04/10→12/15		08/11→	2	11.8171-0008.1 990049	ATE
			←	08/11→	2	11.8171-0008.1 990049	ATE
D5 AWD	136	04/07→12/09		08/07→	2	11.8171-0008.1 990049	ATE
			←	08/07→	2	11.8171-0008.1 990049	ATE
D5 AWD	151	04/09→12/11		12/09→	2	11.8171-0008.1 990049	ATE
			←	12/09→	2	11.8171-0008.1 990049	ATE
<b>Dichtungssatz, Bremssattel</b>							
2.4 D	129	06/09→12/10	←	01/10→		11.0441-6008.2 250038	ATE für Kolben-Ø [mm]: 60
2.4 D / D4 AWD	120	08/07→04/16	←			11.0441-6008.2 250038	ATE für Kolben-Ø [mm]: 60
3.2 AWD	175	08/07→12/11					
3.2 AWD	179	05/10→12/14					
D4	133	10/13→04/16					
D4 AWD	133	10/13→04/16					
D5 AWD	158	04/11→12/15					
D5 AWD	162	03/15→04/16					
D5 AWD	169	11/13→04/16					
T5	180	10/13→12/16					
T5 AWD	187	08/15→12/16					
T6 AWD	210	01/08→12/16					
T6 AWD	224	01/10→04/15					
T6 Polestar AWD	242	11/13→12/16					
D3	120	04/10→12/15	←	08/11→		11.0441-6008.2 250038	ATE für Kolben-Ø [mm]: 60
D5 AWD	136	04/07→12/09	←	08/07→		11.0441-6008.2 250038	ATE für Kolben-Ø [mm]: 60
D5 AWD	151	04/09→12/11	←	12/09→		11.0441-6008.2 250038	ATE für Kolben-Ø [mm]: 60
<b>Bremsschlauch</b>							
2.4 D	129	06/09→12/10	←	01/10→; Felgenreöße [Zoll]: 16	2	24.5162-0390.3 331199	L= 390
			←	01/10→; Felgenreöße [Zoll]: 17 / 18	2	24.5162-0405.3 331194	L= 405
			→	☐; 01/10→; → 19120; + eFSB		24.5133-0310.3 331197	L= 330
			→	☐; 75767→; + eFSB		24.5133-0310.3 331197	L= 330
			→	☐; 19121→ 75766; + eFSB		24.5133-0310.3 331197	L= 330
			→	☐; 19121→ 75766; + eFSB		24.5133-0311.3 331198	L= 310
			→	☐; 75767→; + eFSB		24.5133-0311.3 331198	L= 310
2.4 D / D4 AWD	120	08/07→04/16	←	Felgenreöße [Zoll]: 16	2	24.5162-0390.3 331199	L= 390
3.2 AWD	175	08/07→12/11	←	Felgenreöße [Zoll]: 17 / 18	2	24.5162-0405.3 331194	L= 405
3.2 AWD	179	05/10→12/14					
↓							













	kw			 	! #			
<b>VOLVO - XC70 II (136) 04/07→12/16</b>								
<b>Bremsschlauch</b>								
D5 AWD D5 AWD T6 AWD T6 AWD T6 Polestar AWD	158 169 210 224 242	04/11→12/15 11/13→04/16 01/08→12/16 01/10→04/15 11/13→12/16	→ → → → →	☐; → 19120; + eFSB ☐; 75767→; + eFSB ☐; 19121→ 75766; + eFSB ☐; 19121→ 75766; + eFSB ☐; 75767→; + eFSB		24.5133-0310.3 24.5133-0310.3 24.5133-0310.3 24.5133-0311.3 24.5133-0311.3	331197 331197 331197 331198 331198	L= 330 L= 330 L= 330 L= 310 L= 310
D3	120	04/10→12/15	← ← → → → → →	08/11→; Felgengröße [Zoll]: 16 08/11→; Felgengröße [Zoll]: 17 / 18 ☐; 08/11→; → 19120; + eFSB ☐; 75767→; + eFSB ☐; 19121→ 75766; + eFSB ☐; 19121→ 75766; + eFSB ☐; 75767→; + eFSB	2 2	24.5162-0390.3 24.5162-0405.3 24.5133-0310.3 24.5133-0310.3 24.5133-0310.3 24.5133-0311.3 24.5133-0311.3	331199 331194 331197 331197 331197 331198 331198	L= 390 L= 405 L= 330 L= 330 L= 330 L= 310 L= 310
D4 D4 AWD T5 T5 AWD	133 133 180 187	10/13→04/16 10/13→04/16 10/13→12/16 08/15→12/16	← ← → →	Felgengröße [Zoll]: 16 Felgengröße [Zoll]: 17 / 18 ☐; + eFSB ☐; + eFSB	2 2	24.5162-0390.3 24.5162-0405.3 24.5133-0310.3 24.5133-0311.3	331199 331194 331197 331198	L= 390 L= 405 L= 330 L= 310
D5 AWD	136	04/07→12/09	← ← → → → → →	08/07→; Felgengröße [Zoll]: 16 08/07→; Felgengröße [Zoll]: 17 / 18 ☐; 08/07→; → 19120; + eFSB ☐; 75767→; + eFSB ☐; 19121→ 75766; + eFSB ☐; 75767→; + eFSB ☐; 19121→ 75766; + eFSB	2 2	24.5162-0390.3 24.5162-0405.3 24.5133-0310.3 24.5133-0310.3 24.5133-0310.3 24.5133-0311.3 24.5133-0311.3	331199 331194 331197 331197 331197 331198 331198	L= 390 L= 405 L= 330 L= 330 L= 330 L= 310 L= 310
D5 AWD	151	04/09→12/11	← ← → → → → →	12/09→; Felgengröße [Zoll]: 16 12/09→; Felgengröße [Zoll]: 17 / 18 ☐; 75767→; + eFSB ☐; 12/09→; → 19120; + eFSB ☐; 19121→ 75766; + eFSB ☐; 19121→ 75766; + eFSB ☐; 75767→; + eFSB	2 2	24.5162-0390.3 24.5162-0405.3 24.5133-0310.3 24.5133-0310.3 24.5133-0310.3 24.5133-0311.3 24.5133-0311.3	331199 331194 331197 331197 331197 331198 331198	L= 390 L= 405 L= 330 L= 330 L= 330 L= 310 L= 310
D5 AWD	162	03/15→04/16	← ←	Felgengröße [Zoll]: 16 Felgengröße [Zoll]: 17 / 18	2 2	24.5162-0390.3 24.5162-0405.3	331199 331194	L= 390 L= 405
<b>VOLVO - XC70 CROSS COUNTRY I (295) 10/97→10/07</b>								
<b>Bremssattel</b>								
2.4 D5 AWD 2.4 D5 XC AWD 2.5 T XC AWD	136 120 154	12/05→08/07 09/02→08/07 09/02→08/07	← ← ← ← → →	☐; → 07/07; Felgengröße [Zoll]: 17 ☐; → 07/07; Felgengröße [Zoll]: 17 ☐; → 07/07; Felgengröße [Zoll]: 15 / 16 ☐; → 07/07; Felgengröße [Zoll]: 15 / 16 ☐; → 07/07 ☐; → 07/07		24.3571-9863.5 24.3571-9864.5 24.3601-9829.5 24.3601-9830.5 24.3421-9979.5 24.3421-9980.5	240691 240692 240507 240508 240475 240476	ATE - Halter ATE - Halter ATE - Halter ATE - Halter ATE - Halter ATE - Halter
2.4 T XC AWD	147	03/00→09/02	← ← ← ← → →	☐; Felgengröße [Zoll]: 17 ☐; Felgengröße [Zoll]: 17 ☐; Felgengröße [Zoll]: 15 / 16 ☐; Felgengröße [Zoll]: 15 / 16 ☐ ☐		24.3571-9863.5 24.3571-9864.5 24.3601-9829.5 24.3601-9830.5 24.3421-9979.5 24.3421-9980.5	240691 240692 240507 240508 240475 240476	ATE - Halter ATE - Halter ATE - Halter ATE - Halter ATE - Halter ATE - Halter
<b>Feder, Bremssattel</b>								
2.4 D5 AWD 2.4 D5 XC AWD 2.5 T XC AWD	136 120 154	12/05→08/07 09/02→08/07 09/02→08/07		→ 07/07 → 07/07; Felgengröße [Zoll]: 17	2 2	11.8116-0236.1 11.8116-0366.2	390507 390587	ATE ATE
2.4 T XC AWD	147	03/00→09/02		Felgengröße [Zoll]: 17	2	11.8116-0236.1 11.8116-0366.2	390507 390587	ATE ATE
↓								

	kw					! #		
<b>VOLVO - XC70 CROSS COUNTRY I (295) 10/97→10/07</b>								
<b>Führungshülzensatz, Bremsattel</b>								
2.4 D5 AWD	136	12/05→08/07	←	→ 07/07			11.0101-5407.2 260011	ATE
2.4 D5 XC AWD	120	09/02→08/07					11.0101-5407.2 260011	ATE
2.5 T XC AWD	154	09/02→08/07	→	→ 07/07			11.0101-5407.2 260011	ATE
2.4 T XC AWD	147	03/00→09/02	←				11.0101-5407.2 260011	ATE
			→				11.0101-5407.2 260011	ATE
<b>Führungsbolzen, Bremsattel</b>								
2.4 D5 AWD	136	12/05→08/07		→ 07/07	2		11.8171-0008.1 990049	ATE
2.4 D5 XC AWD	120	09/02→08/07						
2.5 T XC AWD	154	09/02→08/07						
2.4 T XC AWD	147	03/00→09/02			2		11.8171-0008.1 990049	ATE
<b>Bremsschlauch</b>								
2.4 D5 AWD	136	12/05→08/07	←	→ 07/07	2		83.7713-0347.3 330986	L= 345
2.4 D5 XC AWD	120	09/02→08/07						
2.5 T XC AWD	154	09/02→08/07	→	→ 07/07	2		83.7724-0268.3 331076	L= 265
2.4 T XC AWD	147	03/00→09/02	←		2		83.7713-0347.3 330986	L= 345
			→		2		83.7724-0268.3 331076	L= 265
<b>VOLVO - XC90 I (275) 06/02→01/15</b>								
<b>Bremssattel</b>								
2.5 T AWD	154	10/02→09/14	←	☐; 17,5"; Felgenreöße [Zoll]: 18			11.9606-9959.2 220729	ATE - Halter
2.5 T AWD	154	10/12→09/14						
3.2	175	09/11→09/14	→	☐			24.3441-9965.5 240673	ATE - Halter
3.2 AWD	179	04/10→09/14	→	☐			24.3441-9966.5 240674	ATE - Halter
D3 / D5	120	04/09→12/14						
D5 AWD	120	10/02→12/06						
D5 AWD	120	10/07→12/10						
D5 AWD	147	01/11→12/14						
D5 AWD	155	11/13→09/14						
T6 AWD	200	10/02→12/06						
V8 AWD	232	01/05→12/10						
3.2 AWD	175	03/06→12/10	←	☐; 05/06→; 17,5"; Felgenreöße [Zoll]: 18			11.9606-9959.2 220729	ATE - Halter
D5 AWD	136	04/05→12/10	→	☐; 05/06→			24.3441-9965.5 240673	ATE - Halter
			→	☐; 05/06→			24.3441-9966.5 240674	ATE - Halter
<b>Halter, Bremsattel</b>								
2.5 T AWD	154	10/02→09/14	→				11.8170-0675.1 260118	ATE
2.5 T AWD	154	10/12→09/14						
3.2	175	09/11→09/14						
3.2 AWD	179	04/10→09/14						
D3 / D5	120	04/09→12/14						
D5 AWD	120	10/02→12/06						
D5 AWD	120	10/07→12/10						
D5 AWD	147	01/11→12/14						
D5 AWD	155	11/13→09/14						
T6 AWD	200	10/02→12/06						
V8 AWD	232	01/05→12/10						
3.2 AWD	175	03/06→12/10	→	05/06→			11.8170-0675.1 260118	ATE
D5 AWD	136	04/05→12/10						
<b>Feder, Bremsattel</b>								
2.5 T AWD	154	10/02→09/14		17,5"; Felgenreöße [Zoll]: 18	2		11.8116-0133.1 390511	ATE
2.5 T AWD	154	10/12→09/14	←	Felgenreöße [Zoll]: 16	2		11.8116-0366.2 390587	ATE
3.2	175	09/11→09/14	→					
3.2 AWD	179	04/10→09/14	→		2		11.8116-0327.1 390599	ATE
D3 / D5	120	04/09→12/14						
D5 AWD	120	10/02→12/06						
D5 AWD	120	10/07→12/10						
D5 AWD	147	01/11→12/14						
D5 AWD	155	11/13→09/14						
T6 AWD	200	10/02→12/06						
V8 AWD	232	01/05→12/10						
3.2 AWD	175	03/06→12/10		05/06→; 17,5"; Felgenreöße [Zoll]: 18	2		11.8116-0133.1 390511	ATE
D5 AWD	136	04/05→12/10	←	05/06→; Felgenreöße [Zoll]: 16	2		11.8116-0366.2 390587	ATE
			→	05/06→	2		11.8116-0327.1 390599	ATE
<b>Führungshülzensatz, Bremsattel</b>								
2.5 T AWD	154	10/02→09/14	←				11.0101-6006.2 260098	ATE
2.5 T AWD	154	10/12→09/14					11.0101-7003.2 260124	ATE
3.2	175	09/11→09/14	→				11.0101-5704.2 260095	ATE
3.2 AWD	179	04/10→09/14	→					
D3 / D5	120	04/09→12/14						
↓								









	kW					! #		
<b>VOLVO - XC90 I (275) 06/02→01/15</b>								
<b>Führungshülzensatz, Bremsattel</b>								
D5 AWD	120	10/02→12/06	←				11.0101-6006.2 260098	ATE
D5 AWD	120	10/07→12/10					11.0101-7003.2 260124	ATE
D5 AWD	147	01/11→12/14						
D5 AWD	155	11/13→09/14	→				11.0101-5704.2 260095	ATE
T6 AWD	200	10/02→12/06						
V8 AWD	232	01/05→12/10						
3.2 AWD	175	03/06→12/10	←	05/06→			11.0101-6006.2 260098	ATE
D5 AWD	136	04/05→12/10					11.0101-7003.2 260124	ATE
			→	05/06→			11.0101-5704.2 260095	ATE
<b>Führungsbolzen, Bremsattel</b>								
2.5 T AWD	154	10/02→09/14					11.8171-0067.1 250153	ATE
2.5 T AWD	154	10/12→09/14						
3.2	175	09/11→09/14	←				11.8171-0096.1 250155	ATE
3.2 AWD	179	04/10→09/14	→		2		11.8171-0008.1 990049	ATE
D3 / D5	120	04/09→12/14						
D5 AWD	120	10/02→12/06						
D5 AWD	120	10/07→12/10						
D5 AWD	147	01/11→12/14						
D5 AWD	155	11/13→09/14						
T6 AWD	200	10/02→12/06						
V8 AWD	232	01/05→12/10						
3.2 AWD	175	03/06→12/10		05/06→			11.8171-0067.1 250153	ATE
D5 AWD	136	04/05→12/10	←	05/06→			11.8171-0096.1 250155	ATE
			→	05/06→	2		11.8171-0008.1 990049	ATE
<b>Bremsschlauch</b>								
2.5 T AWD	154	10/02→09/14	←		2		83.7713-0366.3 331100	L= 423
2.5 T AWD	154	10/12→09/14						
3.2	175	09/11→09/14	→		2		83.7704-0266.3 330979	L= 265
3.2 AWD	179	04/10→09/14						
D3 / D5	120	04/09→12/14						
D5 AWD	120	10/02→12/06						
D5 AWD	120	10/07→12/10						
D5 AWD	147	01/11→12/14						
D5 AWD	155	11/13→09/14						
T6 AWD	200	10/02→12/06						
V8 AWD	232	01/05→12/10						
3.2 AWD	175	03/06→12/10	←	05/06→	2		83.7713-0366.3 331100	L= 423
D5 AWD	136	04/05→12/10	→	05/06→	2		83.7704-0266.3 330979	L= 265
<b>VOLVO - XC90 II (256) 09/14→</b>								
<b>Feder, Bremsattel</b>								
2.0 B5 Mild-Hybrid AWD	184	01/20→	→		2		11.8116-0340.1 390595	ATE
2.0 D5 Polestar AWD	177	10/18→						
2.0 T5 AWD	183	02/16→12/18						
2.0 T5 AWD	184	10/17→						
2.0 T6 AWD	228	10/17→						
2.0 T8 Hybrid AWD	223	04/18→						
2.0 T8 Hybrid Polestar AWD	233	01/19→						
B5 Mild-Hybrid AWD	173	04/19→						
B6 Mild-Hybrid AWD	220	03/20→						
D4	140	06/15→12/18						
D4 AWD	140	10/15→12/18						
D5 AWD	165	09/14→12/16						
D5 AWD	173	03/16→12/19						
D5 DRiVe Polestar AWD	176	03/16→						
T5 AWD	187	06/15→12/18						
T5 Drive-E Polestar AWD	176	10/17→						
T5 Drive-E Polestar AWD	192	10/17→						
T5 Polestar AWD	186	07/19→						
T6 AWD	235	09/14→12/18						
T6 Polestar AWD	240	10/17→						
T6 Polestar AWD	246	01/17→						
T8 Hybrid AWD	235	06/15→12/18						
T8 Plug-in Hybrid Polestar AWD	246	06/15→						
T8 Twin Engine AWD	287	06/19→						
<b>Führungshülzensatz, Bremsattel</b>								
2.0 B5 Mild-Hybrid AWD	184	01/20→	←				11.0101-7003.2 260124	ATE
B5 Mild-Hybrid AWD	173	04/19→						
B6 Mild-Hybrid AWD	220	03/20→	→				11.0101-5407.2 260011	ATE
2.0 D5 Polestar AWD	177	10/18→	→				11.0101-5407.2 260011	ATE
↓								










	kW			 	! #		
<b>VOLVO - XC90 II (256) 09/14→</b>							
<b>Führungshülzensatz, Bremssattel</b>							
2.0 T5 AWD	183	02/16→12/18	➔			11.0101-5407.2	260011 ATE
2.0 T5 AWD	184	10/17→					
2.0 T6 AWD	228	10/17→					
D4	140	06/15→12/18					
D4 AWD	140	10/15→12/18					
D5 AWD	165	09/14→12/16					
D5 AWD	173	03/16→12/19					
D5 DRIVe Polestar AWD	176	03/16→					
T5 AWD	187	06/15→12/18					
T5 Drive-E Polestar AWD	176	10/17→					
T5 Drive-E Polestar AWD	192	10/17→					
T5 Polestar AWD	186	07/19→					
T6 AWD	235	09/14→12/18					
T6 Polestar AWD	240	10/17→					
T6 Polestar AWD	246	01/17→					
2.0 T8 Hybrid AWD	223	04/18→	➔	Modelljahr ab: 2020 →		11.0101-7003.2	260124 ATE
2.0 T8 Hybrid Polestar AWD	233	01/19→	➔			11.0101-5407.2	260011 ATE
T8 Hybrid AWD	235	06/15→12/18					
T8 Plug-in Hybrid Polestar AWD	246	06/15→					
T8 Twin Engine AWD	287	06/19→					
<b>Führungsbolzen, Bremssattel</b>							
2.0 B5 Mild-Hybrid AWD	184	01/20→	➔			11.8171-0096.1	250155 ATE
2.0 D5 Polestar AWD	177	10/18→					
2.0 T5 AWD	183	02/16→12/18	➔			11.8171-0008.1	990049 ATE
2.0 T5 AWD	184	10/17→					
2.0 T6 AWD	228	10/17→					
2.0 T8 Hybrid AWD	223	04/18→					
2.0 T8 Hybrid Polestar AWD	233	01/19→					
B5 Mild-Hybrid AWD	173	04/19→					
B6 Mild-Hybrid AWD	220	03/20→					
D4	140	06/15→12/18					
D4 AWD	140	10/15→12/18					
D5 AWD	165	09/14→12/16					
D5 AWD	173	03/16→12/19					
D5 DRIVe Polestar AWD	176	03/16→					
T5 AWD	187	06/15→12/18					
T5 Drive-E Polestar AWD	176	10/17→					
T5 Drive-E Polestar AWD	192	10/17→					
T5 Polestar AWD	186	07/19→					
T6 AWD	235	09/14→12/18					
T6 Polestar AWD	240	10/17→					
T6 Polestar AWD	246	01/17→					
T8 Hybrid AWD	235	06/15→12/18					
T8 Plug-in Hybrid Polestar AWD	246	06/15→					
T8 Twin Engine AWD	287	06/19→					
<b>VW - AMAROK (2HA, 2HB, S1B, S6B, S7A, S7B) 09/10→</b>							
<b>Bremsschlauch</b>							
2.0 BiTDI	120	09/10→08/12	➔	+PR 2E3	2	24.5140-0540.3	331563 L= 540
2.0 BiTDI	132	11/11→					
2.0 BiTDI 4motion	120	09/10→08/12	➔		2	24.5237-0315.3	331565 L= 315
2.0 BiTDI 4motion	132	11/11→					
2.0 TDI	90	09/10→10/13					
2.0 TDI	103	07/12→10/16					
2.0 TDI 4motion	90	09/10→10/13					
2.0 TDI 4motion	103	06/12→10/16					
2.0 TSI	118	12/10→10/16					
3.0 TDI	120	06/16→					
3.0 TDI 4motion	150	06/16→					
3.0 TDI 4motion	190	05/18→					
3.0 TDI 4motion	120	06/16→	➔	09/16→; +PR 2E3	2	24.5140-0540.3	331563 L= 540
3.0 TDI 4motion	165	06/16→	➔	09/16→	2	24.5237-0315.3	331565 L= 315
<b>VW - AMAROK Pritsche/Fahrgestell (S1B, S6B, S7B) 09/11→</b>							
<b>Bremsschlauch</b>							
2.0 BiTDI	132	09/11→07/19	➔	11/11→; +PR 2E3	2	24.5140-0540.3	331563 L= 540
			➔	11/11→	2	24.5237-0315.3	331565 L= 315
2.0 BiTDI 4motion	132	09/11→07/19	➔	+PR 2E3	2	24.5140-0540.3	331563 L= 540
3.0 TDI 4motion	150	06/16→					
3.0 TDI 4motion	190	05/18→	➔		2	24.5237-0315.3	331565 L= 315
↓							











	kw					! #								
<b>VW - AMAROK Pritsche/Fahrgestell (S1B, S6B, S7B) 09/11→</b>														
 <b>Bremsschlauch</b>														
2.0 TDI	90	09/11→10/13	←	07/12→; +PR 2E3	2	24.5140-0540.3	331563	L= 540						
2.0 TDI	103	09/11→10/16	→	07/12→	2	24.5237-0315.3	331565	L= 315						
2.0 TDI 4motion	103	09/11→10/16	←	06/12→; +PR 2E3	2	24.5140-0540.3	331563	L= 540						
			→	06/12→	2	24.5237-0315.3	331565	L= 315						
<b>VW - ARTEON (3H7, 3H8) 03/17→</b>														
 <b>Bremssattel</b>														
1.5 TSI	110	11/17→	←	☐; +PR 1LA / 1LB		24.3601-1727.5	240786	TRW - Halter						
2.0 TDI	110	03/17→	←	☐; +PR 1LA / 1LB		24.3601-1728.5	240787	TRW - Halter						
2.0 TDI	140	05/17→												
2.0 TDI 4motion	140	05/17→												
2.0 TDI 4motion	176	03/17→07/20												
2.0 TSI	140	05/17→												
2.0 TSI 4motion	200	04/18→												
2.0 TSI 4motion	206	04/17→												
<b>VW - BEETLE (5C1, 5C2) 04/11→07/19</b>														
 <b>Bremssattel</b>														
1.2 TSI	77	07/11→07/19	←	☐; +PR 1ZM / 1ZQ		24.3541-9549.5	241023	ATE - Halter						
1.2 TSI 16V	77	12/14→07/19	←	☐; +PR 1ZM / 1ZQ		24.3541-9550.5	241024	ATE - Halter						
1.4 TSI	110	12/14→07/19												
1.4 TSI	118	10/11→07/16	←	☐; +PR 1ZA / 1ZE / 1ZP		24.3541-9553.5	241025	ATE - Halter						
1.6 TDI	77	10/11→07/16	←	☐; +PR 1LV / 1ZB / 1ZD		24.3541-9553.5	241025	ATE - Halter						
2.0 TDI	103	04/11→07/16												
2.0 TSI	147	04/11→07/16												
2.0 TSI	162	12/14→09/18												
2.5	125	04/11→07/19												
									→	☐; +PR 1KD / 1KU		24.3384-1755.5	240886	TRW - Halter
									→	☐; +PR 1KD / 1KU		24.3384-1756.5	240887	TRW - Halter
									→	☐; +PR 1KT		24.3384-1777.5	240988	BOS - Halter
									→	☐; +PR 1KT		24.3384-1778.5	241002	BOS - Halter
2.0 TDI	81	06/14→09/18							←	☐; 12/14→; +PR 1ZM / 1ZQ		24.3541-9549.5	241023	ATE - Halter
			←	☐; 12/14→; +PR 1ZM / 1ZQ		24.3541-9550.5	241024	ATE - Halter						
			←	☐; 12/14→; +PR 1LV / 1ZB / 1ZD		24.3541-9553.5	241025	ATE - Halter						
			←	☐; 12/14→; +PR 1ZA / 1ZE / 1ZP		24.3541-9553.5	241025	ATE - Halter						
			←	☐; 12/14→; +PR 1ZA / 1ZE / 1ZP		24.3541-9554.5	241026	ATE - Halter						
			←	☐; 12/14→; +PR 1LV / 1ZB / 1ZD		24.3541-9554.5	241026	ATE - Halter						
			→	☐; 12/14→; +PR 1KD / 1KU		24.3384-1755.5	240886	TRW - Halter						
			→	☐; 12/14→; +PR 1KD / 1KU		24.3384-1756.5	240887	TRW - Halter						
			→	☐; 12/14→; +PR 1KT		24.3384-1777.5	240988	BOS - Halter						
			→	☐; 12/14→; +PR 1KT		24.3384-1778.5	241002	BOS - Halter						
2.0 TDI	110	07/14→09/18	←	☐; 09/14→; +PR 1ZM / 1ZQ		24.3541-9549.5	241023	ATE - Halter						
			←	☐; 09/14→; +PR 1ZM / 1ZQ		24.3541-9550.5	241024	ATE - Halter						
			←	☐; 09/14→; +PR 1LV / 1ZB / 1ZD		24.3541-9553.5	241025	ATE - Halter						
			←	☐; 09/14→; +PR 1ZA / 1ZE / 1ZP		24.3541-9553.5	241025	ATE - Halter						
			←	☐; 09/14→; +PR 1LV / 1ZB / 1ZD		24.3541-9554.5	241026	ATE - Halter						
			←	☐; 09/14→; +PR 1ZA / 1ZE / 1ZP		24.3541-9554.5	241026	ATE - Halter						
			→	☐; 09/14→; +PR 1KD / 1KU		24.3384-1755.5	240886	TRW - Halter						
			→	☐; 09/14→; +PR 1KD / 1KU		24.3384-1756.5	240887	TRW - Halter						
			→	☐; 09/14→; +PR 1KT		24.3384-1777.5	240988	BOS - Halter						
			→	☐; 09/14→; +PR 1KT		24.3384-1778.5	241002	BOS - Halter						
2.0 TSI	155	12/12→07/19	←	☐; 05/13→; +PR 1ZM / 1ZQ		24.3541-9549.5	241023	ATE - Halter						
			←	☐; 05/13→; +PR 1ZM / 1ZQ		24.3541-9550.5	241024	ATE - Halter						
			←	☐; 05/13→; +PR 1LV / 1ZB / 1ZD		24.3541-9553.5	241025	ATE - Halter						
			←	☐; 05/13→; +PR 1ZA / 1ZE / 1ZP		24.3541-9553.5	241025	ATE - Halter						
			←	☐; 05/13→; +PR 1ZA / 1ZE / 1ZP		24.3541-9554.5	241026	ATE - Halter						
			←	☐; 05/13→; +PR 1LV / 1ZB / 1ZD		24.3541-9554.5	241026	ATE - Halter						
			→	☐; 05/13→; +PR 1KD / 1KU		24.3384-1755.5	240886	TRW - Halter						
			→	☐; 05/13→; +PR 1KD / 1KU		24.3384-1756.5	240887	TRW - Halter						



















	kw			 	! #		
<b>VW - BEETLE (5C1, 5C2) 04/11→07/19</b>							
<b> Bremssattel</b>							
2.0 TSI	155	12/12→07/19	➔	☐; 05/13→; +PR 1KT		24.3384-1777.5 240988	BOS - Halter
			➔	☐; 05/13→; +PR 1KT		24.3384-1778.5 241002	BOS - Halter
<b>Halter, Bremssattel</b>							
1.2 TSI	77	07/11→07/19	←	+PR 1LV / 1ZB / 1ZD	2	11.0230-0131.1 260129	ATE
1.2 TSI 16V	77	12/14→07/19					
1.4 TSI	110	12/14→07/19					
1.4 TSI	118	10/11→07/16					
1.6 TDI	77	10/11→07/16					
2.0 TDI	103	04/11→07/16					
2.0 TSI	147	04/11→07/16					
2.0 TSI	162	12/14→09/18					
2.5	125	04/11→07/19					
2.0 TDI	81	06/14→09/18	←	12/14→; +PR 1LV / 1ZB / 1ZD	2	11.0230-0131.1 260129	ATE
2.0 TDI	110	07/14→09/18	←	09/14→; +PR 1LV / 1ZB / 1ZD	2	11.0230-0131.1 260129	ATE
2.0 TSI	155	12/12→07/19	←	05/13→; +PR 1LV / 1ZB / 1ZD	2	11.0230-0131.1 260129	ATE
<b>Feder, Bremssattel</b>							
1.2 TSI	77	07/11→07/19	←	+PR 1ZA / 1ZE / 1ZP	2	11.8116-0351.1 390538	ATE
1.2 TSI 16V	77	12/14→07/19					
1.4 TSI	110	12/14→07/19	←	+PR 1LV / 1ZB / 1ZD	2	11.8116-0351.1 390538	ATE
1.4 TSI	118	10/11→07/16					
1.6 TDI	77	10/11→07/16					
2.0 TDI	103	04/11→07/16					
2.0 TSI	147	04/11→07/16					
2.0 TSI	162	12/14→09/18					
2.5	125	04/11→07/19					
2.0 TDI	81	06/14→09/18	←	12/14→; +PR 1ZA / 1ZE / 1ZP	2	11.8116-0351.1 390538	ATE
			←	12/14→; +PR 1LV / 1ZB / 1ZD	2	11.8116-0351.1 390538	ATE
2.0 TDI	110	07/14→09/18	←	09/14→; +PR 1LV / 1ZB / 1ZD	2	11.8116-0351.1 390538	ATE
			←	09/14→; +PR 1ZA / 1ZE / 1ZP	2	11.8116-0351.1 390538	ATE
2.0 TSI	155	12/12→07/19	←	05/13→; +PR 1LV / 1ZB / 1ZD	2	11.8116-0351.1 390538	ATE
			←	05/13→; +PR 1ZA / 1ZE / 1ZP	2	11.8116-0351.1 390538	ATE
<b>Führungshülzensatz, Bremssattel</b>							
1.2 TSI	77	07/11→07/19	←	+PR 1ZA / 1ZE / 1ZP		11.0101-5409.2 260035	ATE
1.2 TSI 16V	77	12/14→07/19					
1.4 TSI	110	12/14→07/19	←	+PR 1ZM / 1ZQ		11.0101-5409.2 260035	ATE
1.4 TSI	118	10/11→07/16	←	+PR 1LV / 1ZB / 1ZD		11.0101-5409.2 260035	ATE
1.6 TDI	77	10/11→07/16					
2.0 TDI	103	04/11→07/16					
2.0 TSI	147	04/11→07/16					
2.0 TSI	162	12/14→09/18					
2.5	125	04/11→07/19					
2.0 TDI	81	06/14→09/18	←	12/14→; +PR 1LV / 1ZB / 1ZD		11.0101-5409.2 260035	ATE
			←	12/14→; +PR 1ZA / 1ZE / 1ZP		11.0101-5409.2 260035	ATE
			←	12/14→; +PR 1ZM / 1ZQ		11.0101-5409.2 260035	ATE
2.0 TDI	110	07/14→09/18	←	09/14→; +PR 1ZA / 1ZE / 1ZP		11.0101-5409.2 260035	ATE
			←	09/14→; +PR 1LV / 1ZB / 1ZD		11.0101-5409.2 260035	ATE
			←	09/14→; +PR 1ZM / 1ZQ		11.0101-5409.2 260035	ATE
2.0 TSI	155	12/12→07/19	←	05/13→; +PR 1ZM / 1ZQ		11.0101-5409.2 260035	ATE
			←	05/13→; +PR 1ZA / 1ZE / 1ZP		11.0101-5409.2 260035	ATE
			←	05/13→; +PR 1LV / 1ZB / 1ZD		11.0101-5409.2 260035	ATE
<b>Führungsbolzen, Bremssattel</b>							
1.2 TSI	77	07/11→07/19		+PR 1LV / 1ZB / 1ZD	2	11.8171-0008.1 990049	ATE
1.2 TSI 16V	77	12/14→07/19					
1.4 TSI	110	12/14→07/19		+PR 1ZA / 1ZE / 1ZP	2	11.8171-0008.1 990049	ATE
1.4 TSI	118	10/11→07/16					
1.6 TDI	77	10/11→07/16					
2.0 TDI	103	04/11→07/16					
2.0 TSI	147	04/11→07/16					
2.0 TSI	162	12/14→09/18					
2.5	125	04/11→07/19					
2.0 TDI	81	06/14→09/18		12/14→; +PR 1LV / 1ZB / 1ZD	2	11.8171-0008.1 990049	ATE
				12/14→; +PR 1ZA / 1ZE / 1ZP	2	11.8171-0008.1 990049	ATE
2.0 TDI	110	07/14→09/18		09/14→; +PR 1LV / 1ZB / 1ZD	2	11.8171-0008.1 990049	ATE
				09/14→; +PR 1ZA / 1ZE / 1ZP	2	11.8171-0008.1 990049	ATE
↓							

	kw			 	! #		
<b>VW - BEETLE (5C1, 5C2) 04/11→07/19</b>							
<b>Führungsbolzen, Bremsattel</b>							
2.0 TSI	155	12/12→07/19		05/13→; +PR 1ZA / 1ZE / 1ZP	2	11.8171-0008.1 990049	ATE
				05/13→; +PR 1LV / 1ZB / 1ZD	2	11.8171-0008.1 990049	ATE
<b> Bremsschlauch</b>							
1.2 TSI	77	07/11→07/19	➡	☐; Scheibenbremse		83.7847-0254.3 331233	L= 255
1.2 TSI 16V	77	12/14→07/19	➡	☐; Scheibenbremse		83.7847-0257.3 331234	L= 255
1.4 TSI	118	10/11→07/16	➡	☐; Scheibenbremse		83.7847-0254.3 331233	L= 255
1.4 TSI	110	12/14→07/19	➡	☐		83.7847-0254.3 331233	L= 255
1.6 TDI	77	10/11→07/16	➡	☐		83.7847-0257.3 331234	L= 255
2.0 TDI	103	04/11→07/16	➡	☐			
2.0 TSI	147	04/11→07/16					
2.0 TSI	162	12/14→09/18					
2.5	125	04/11→07/19					
2.0 TDI	81	06/14→09/18	➡	☐; 12/14→		83.7847-0254.3 331233	L= 255
			➡	☐; 12/14→		83.7847-0257.3 331234	L= 255
2.0 TDI	110	07/14→09/18	➡	☐; 09/14→		83.7847-0254.3 331233	L= 255
			➡	☐; 09/14→		83.7847-0257.3 331234	L= 255
2.0 TSI	155	12/12→07/19	➡	☐; 05/13→		83.7847-0254.3 331233	L= 255
			➡	☐; 05/13→		83.7847-0257.3 331234	L= 255
<b>VW - BEETLE Cabriolet (5C7, 5C8) 12/11→07/19</b>							
<b> Bremsattel</b>							
1.2 TSI	77	12/11→07/19	←	☐; 11/12→; +PR 1ZM / 1ZQ		24.3541-9549.5 241023	ATE - Halter
1.4 TSI	118	12/11→07/16	←	☐; 11/12→; +PR 1ZM / 1ZQ		24.3541-9550.5 241024	ATE - Halter
1.6 TDI	77	12/11→07/16	←	☐; 11/12→; +PR 1ZM / 1ZQ		24.3541-9553.5 241025	ATE - Halter
2.0 TDI	103	04/12→07/16	←	☐; 11/12→; +PR 1ZE / 1ZP		24.3541-9553.5 241025	ATE - Halter
2.0 TSI	147	12/11→07/16	←	☐; 11/12→; +PR 1ZA		24.3541-9553.5 241025	ATE - Halter
			←	☐; 11/12→; +PR 1LV / 1ZB		24.3541-9553.5 241025	ATE - Halter
			←	☐; 11/12→; +PR 1LV / 1ZB		24.3541-9554.5 241026	ATE - Halter
			←	☐; 11/12→; +PR 1ZE / 1ZP		24.3541-9554.5 241026	ATE - Halter
			←	☐; 11/12→; +PR 1ZA		24.3541-9554.5 241026	ATE - Halter
			➡	☐; 11/12→; +PR 1KD / 1KU		24.3384-1755.5 240886	TRW - Halter
			➡	☐; 11/12→; +PR 1KD / 1KU		24.3384-1756.5 240887	TRW - Halter
			➡	☐; 11/12→; +PR 1KT		24.3384-1777.5 240988	BOS - Halter
			➡	☐; 11/12→; +PR 1KT		24.3384-1778.5 241002	BOS - Halter
1.2 TSI 16V	77	12/14→07/19	←	☐; +PR 1ZM / 1ZQ		24.3541-9549.5 241023	ATE - Halter
1.4 TSI	110	12/14→09/18	←	☐; +PR 1ZM / 1ZQ		24.3541-9550.5 241024	ATE - Halter
2.0 TDI	110	09/14→09/18	←	☐; +PR 1ZM / 1ZQ		24.3541-9550.5 241024	ATE - Halter
2.0 TSI	162	12/14→09/18	←	☐; +PR 1LV / 1ZB		24.3541-9553.5 241025	ATE - Halter
			←	☐; +PR 1ZE / 1ZP		24.3541-9553.5 241025	ATE - Halter
			←	☐; +PR 1ZA		24.3541-9553.5 241025	ATE - Halter
			←	☐; +PR 1LV / 1ZB		24.3541-9554.5 241026	ATE - Halter
			←	☐; +PR 1ZE / 1ZP		24.3541-9554.5 241026	ATE - Halter
			←	☐; +PR 1ZA		24.3541-9554.5 241026	ATE - Halter
			➡	☐; +PR 1KD / 1KU		24.3384-1755.5 240886	TRW - Halter
			➡	☐; +PR 1KD / 1KU		24.3384-1756.5 240887	TRW - Halter
			➡	☐; +PR 1KT		24.3384-1777.5 240988	BOS - Halter
			➡	☐; +PR 1KT		24.3384-1778.5 241002	BOS - Halter
2.0 TDI	81	06/14→09/18	←	☐; 12/14→; +PR 1ZM / 1ZQ		24.3541-9549.5 241023	ATE - Halter
			←	☐; 12/14→; +PR 1ZM / 1ZQ		24.3541-9550.5 241024	ATE - Halter
			←	☐; 12/14→; +PR 1LV / 1ZB		24.3541-9553.5 241025	ATE - Halter
			←	☐; 12/14→; +PR 1ZA		24.3541-9553.5 241025	ATE - Halter
			←	☐; 12/14→; +PR 1ZE / 1ZP		24.3541-9553.5 241025	ATE - Halter
			←	☐; 12/14→; +PR 1ZA		24.3541-9554.5 241026	ATE - Halter
			←	☐; 12/14→; +PR 1ZE / 1ZP		24.3541-9554.5 241026	ATE - Halter
			←	☐; 12/14→; +PR 1LV / 1ZB		24.3541-9554.5 241026	ATE - Halter
			➡	☐; 12/14→; +PR 1KD / 1KU		24.3384-1755.5 240886	TRW - Halter
			➡	☐; 12/14→; +PR 1KD / 1KU		24.3384-1756.5 240887	TRW - Halter
			➡	☐; 12/14→; +PR 1KT		24.3384-1777.5 240988	BOS - Halter
			➡	☐; 12/14→; +PR 1KT		24.3384-1778.5 241002	BOS - Halter



















	kw			 	! #		
<b>VW - BEETLE Cabriolet (5C7, 5C8) 12/11→07/19</b>							
<b> Bremssattel</b>							
2.0 TDI	81	06/14→09/18	➡	☐; 12/14→; +PR 1KT		24.3384-1778.5 241002	BOS - Halter
2.0 TSI	155	12/12→07/19	⬅	☐; 05/13→; +PR 1ZM / 1ZQ		24.3541-9549.5 241023	ATE - Halter
			⬅	☐; 05/13→; +PR 1ZM / 1ZQ		24.3541-9550.5 241024	ATE - Halter
			⬅	☐; 05/13→; +PR 1ZA		24.3541-9553.5 241025	ATE - Halter
			⬅	☐; 05/13→; +PR 1LV / 1ZB		24.3541-9553.5 241025	ATE - Halter
			⬅	☐; 05/13→; +PR 1ZE / 1ZP		24.3541-9553.5 241025	ATE - Halter
			⬅	☐; 05/13→; +PR 1ZA		24.3541-9554.5 241026	ATE - Halter
			⬅	☐; 05/13→; +PR 1ZE / 1ZP		24.3541-9554.5 241026	ATE - Halter
			⬅	☐; 05/13→; +PR 1LV / 1ZB		24.3541-9554.5 241026	ATE - Halter
			➡	☐; 05/13→; +PR 1KD / 1KU		24.3384-1755.5 240886	TRW - Halter
			➡	☐; 05/13→; +PR 1KD / 1KU		24.3384-1756.5 240887	TRW - Halter
			➡	☐; 05/13→; +PR 1KT		24.3384-1777.5 240988	BOS - Halter
			➡	☐; 05/13→; +PR 1KT		24.3384-1778.5 241002	BOS - Halter
2.5	125	12/11→07/16	⬅	☐; 12/12→; +PR 1ZM / 1ZQ		24.3541-9549.5 241023	ATE - Halter
			⬅	☐; 12/12→; +PR 1ZM / 1ZQ		24.3541-9550.5 241024	ATE - Halter
			⬅	☐; 12/12→; +PR 1ZA		24.3541-9553.5 241025	ATE - Halter
			⬅	☐; 12/12→; +PR 1LV / 1ZB		24.3541-9553.5 241025	ATE - Halter
			⬅	☐; 12/12→; +PR 1ZE / 1ZP		24.3541-9553.5 241025	ATE - Halter
			⬅	☐; 12/12→; +PR 1LV / 1ZB		24.3541-9554.5 241026	ATE - Halter
			⬅	☐; 12/12→; +PR 1ZE / 1ZP		24.3541-9554.5 241026	ATE - Halter
			⬅	☐; 12/12→; +PR 1ZA		24.3541-9554.5 241026	ATE - Halter
			➡	☐; 12/12→; +PR 1KD / 1KU		24.3384-1755.5 240886	TRW - Halter
			➡	☐; 12/12→; +PR 1KD / 1KU		24.3384-1756.5 240887	TRW - Halter
			➡	☐; 12/12→; +PR 1KT		24.3384-1777.5 240988	BOS - Halter
			➡	☐; 12/12→; +PR 1KT		24.3384-1778.5 241002	BOS - Halter
<b>Halter, Bremssattel</b>							
1.2 TSI	77	12/11→07/19	⬅	11/12→; +PR 1ZA	2	11.0230-0131.1 260129	ATE
1.4 TSI	118	12/11→07/16	⬅	11/12→; +PR 1LV / 1ZB	2	11.0230-0131.1 260129	ATE
1.6 TDI	77	12/11→07/16					
2.0 TDI	103	04/12→07/16					
2.0 TSI	147	12/11→07/16					
1.2 TSI 16V	77	12/14→07/19					
1.4 TSI	110	12/14→09/18	⬅	+PR 1ZA	2	11.0230-0131.1 260129	ATE
2.0 TDI	110	09/14→09/18					
2.0 TSI	162	12/14→09/18					
2.0 TDI	81	06/14→09/18	⬅	12/14→; +PR 1LV / 1ZB	2	11.0230-0131.1 260129	ATE
			⬅	12/14→; +PR 1ZA	2	11.0230-0131.1 260129	ATE
2.0 TSI	155	12/12→07/19	⬅	05/13→; +PR 1ZA	2	11.0230-0131.1 260129	ATE
			⬅	05/13→; +PR 1LV / 1ZB	2	11.0230-0131.1 260129	ATE
2.5	125	12/11→07/16	⬅	12/12→; +PR 1ZA	2	11.0230-0131.1 260129	ATE
			⬅	12/12→; +PR 1LV / 1ZB	2	11.0230-0131.1 260129	ATE
<b>Feder, Bremssattel</b>							
1.2 TSI	77	12/11→07/19	⬅	11/12→; +PR 1ZA	2	11.8116-0351.1 390538	ATE
1.4 TSI	118	12/11→07/16	⬅	11/12→; +PR 1ZE / 1ZP	2	11.8116-0351.1 390538	ATE
1.6 TDI	77	12/11→07/16					
2.0 TDI	103	04/12→07/16					
2.0 TSI	147	12/11→07/16					
1.2 TSI 16V	77	12/14→07/19					
1.4 TSI	110	12/14→09/18	⬅	+PR 1ZE / 1ZP	2	11.8116-0351.1 390538	ATE
2.0 TDI	110	09/14→09/18					
2.0 TSI	162	12/14→09/18					
2.0 TDI	81	06/14→09/18	⬅	12/14→; +PR 1LV / 1ZB	2	11.8116-0351.1 390538	ATE
			⬅	12/14→; +PR 1ZA	2	11.8116-0351.1 390538	ATE
			⬅	12/14→; +PR 1ZE / 1ZP	2	11.8116-0351.1 390538	ATE
2.0 TSI	155	12/12→07/19	⬅	05/13→; +PR 1LV / 1ZB	2	11.8116-0351.1 390538	ATE
			⬅	05/13→; +PR 1ZA	2	11.8116-0351.1 390538	ATE
			⬅	05/13→; +PR 1ZE / 1ZP	2	11.8116-0351.1 390538	ATE
2.5	125	12/11→07/16	⬅	12/12→; +PR 1ZA	2	11.8116-0351.1 390538	ATE
↓							








	kw			 	! #		
<b>VW - BEETLE Cabriolet (5C7, 5C8) 12/11→07/19</b>							
<b>Feder, Bremssattel</b>							
2.5	125	12/11→07/16	←	12/12→; +PR 1LV / 1ZB	2	11.8116-0351.1 390538	ATE
			←	12/12→; +PR 1ZE / 1ZP	2	11.8116-0351.1 390538	ATE
<b>Führungshülzensatz, Bremssattel</b>							
1.2 TSI	77	12/11→07/19	←	11/12→; +PR 1ZA		11.0101-5409.2 260035	ATE
1.4 TSI	118	12/11→07/16	←	11/12→; +PR 1ZM / 1ZQ		11.0101-5409.2 260035	ATE
1.6 TDI	77	12/11→07/16	←	11/12→; +PR 1LV / 1ZB		11.0101-5409.2 260035	ATE
2.0 TDI	103	04/12→07/16	←	11/12→; +PR 1ZE / 1ZP		11.0101-5409.2 260035	ATE
2.0 TSI	147	12/11→07/16	←	11/12→; +PR 1ZA		11.0101-5409.2 260035	ATE
1.2 TSI 16V	77	12/14→07/19	←	+PR 1ZM / 1ZQ		11.0101-5409.2 260035	ATE
1.4 TSI	110	12/14→09/18	←	+PR 1ZE / 1ZP		11.0101-5409.2 260035	ATE
2.0 TDI	110	09/14→09/18	←	+PR 1ZA		11.0101-5409.2 260035	ATE
2.0 TSI	162	12/14→09/18	←	+PR 1LV / 1ZB		11.0101-5409.2 260035	ATE
2.0 TDI	81	06/14→09/18	←	12/14→; +PR 1ZM / 1ZQ		11.0101-5409.2 260035	ATE
			←	12/14→; +PR 1ZA		11.0101-5409.2 260035	ATE
			←	12/14→; +PR 1ZE / 1ZP		11.0101-5409.2 260035	ATE
			←	12/14→; +PR 1LV / 1ZB		11.0101-5409.2 260035	ATE
2.0 TSI	155	12/12→07/19	←	05/13→; +PR 1LV / 1ZB		11.0101-5409.2 260035	ATE
			←	05/13→; +PR 1ZA		11.0101-5409.2 260035	ATE
			←	05/13→; +PR 1ZE / 1ZP		11.0101-5409.2 260035	ATE
			←	05/13→; +PR 1ZM / 1ZQ		11.0101-5409.2 260035	ATE
2.5	125	12/11→07/16	←	12/12→; +PR 1ZE / 1ZP		11.0101-5409.2 260035	ATE
			←	12/12→; +PR 1LV / 1ZB		11.0101-5409.2 260035	ATE
			←	12/12→; +PR 1ZM / 1ZQ		11.0101-5409.2 260035	ATE
			←	12/12→; +PR 1ZA		11.0101-5409.2 260035	ATE
<b>Führungsbolzen, Bremssattel</b>							
1.2 TSI	77	12/11→07/19	←	11/12→; +PR 1ZA	2	11.8171-0008.1 990049	ATE
1.4 TSI	118	12/11→07/16	←	11/12→; +PR 1ZE / 1ZP	2	11.8171-0008.1 990049	ATE
1.6 TDI	77	12/11→07/16	←	11/12→; +PR 1LV / 1ZB	2	11.8171-0008.1 990049	ATE
2.0 TDI	103	04/12→07/16	←	11/12→; +PR 1ZE / 1ZP	2	11.8171-0008.1 990049	ATE
2.0 TSI	147	12/11→07/16	←	11/12→; +PR 1LV / 1ZB	2	11.8171-0008.1 990049	ATE
1.2 TSI 16V	77	12/14→07/19	←	+PR 1LV / 1ZB	2	11.8171-0008.1 990049	ATE
1.4 TSI	110	12/14→09/18	←	+PR 1ZE / 1ZP	2	11.8171-0008.1 990049	ATE
2.0 TDI	110	09/14→09/18	←	+PR 1ZA	2	11.8171-0008.1 990049	ATE
2.0 TSI	162	12/14→09/18	←	+PR 1ZA	2	11.8171-0008.1 990049	ATE
2.0 TDI	81	06/14→09/18	←	12/14→; +PR 1LV / 1ZB	2	11.8171-0008.1 990049	ATE
			←	12/14→; +PR 1ZA	2	11.8171-0008.1 990049	ATE
			←	12/14→; +PR 1ZE / 1ZP	2	11.8171-0008.1 990049	ATE
2.0 TSI	155	12/12→07/19	←	05/13→; +PR 1ZA	2	11.8171-0008.1 990049	ATE
			←	05/13→; +PR 1LV / 1ZB	2	11.8171-0008.1 990049	ATE
			←	05/13→; +PR 1ZE / 1ZP	2	11.8171-0008.1 990049	ATE
2.5	125	12/11→07/16	←	12/12→; +PR 1ZA	2	11.8171-0008.1 990049	ATE
			←	12/12→; +PR 1LV / 1ZB	2	11.8171-0008.1 990049	ATE
			←	12/12→; +PR 1ZE / 1ZP	2	11.8171-0008.1 990049	ATE
<b>Bremsschlauch</b>							
1.2 TSI	77	12/11→07/19	→	☐; 11/12→		83.7847-0254.3 331233	L= 255
1.4 TSI	118	12/11→07/16	→	☐; 11/12→		83.7847-0257.3 331234	L= 255
1.6 TDI	77	12/11→07/16	→	☐; 11/12→			
2.0 TDI	103	04/12→07/16	→	☐; 11/12→			
2.0 TSI	147	12/11→07/16	→	☐; 11/12→			
1.2 TSI 16V	77	12/14→07/19	→	☐		83.7847-0254.3 331233	L= 255
1.4 TSI	110	12/14→09/18	→	☐		83.7847-0257.3 331234	L= 255
2.0 TDI	110	09/14→09/18	→	☐			
2.0 TSI	162	12/14→09/18	→	☐			
2.0 TDI	81	06/14→09/18	→	☐; 12/14→		83.7847-0254.3 331233	L= 255
			→	☐; 12/14→		83.7847-0257.3 331234	L= 255
2.0 TSI	155	12/12→07/19	→	☐; 05/13→		83.7847-0254.3 331233	L= 255
			→	☐; 05/13→		83.7847-0257.3 331234	L= 255
2.5	125	12/11→07/16	→	☐; 12/12→		83.7847-0254.3 331233	L= 255
↓							

	kw			 	! #		
<b>VW - BEETLE Cabriolet (5C7, 5C8) 12/11→07/19</b>							
 <b>Bremsschlauch</b>							
2.5	125	12/11→07/16	➔	☐; 12/12→	83.7847-0257.3	331234	L= 255
<b>VW - BORA (1J2) 10/98→12/13</b>							
 <b>Bremsattel</b>							
1.4 16V	55	03/00→05/05	←	☐; 1J-2W315309→; → 12/04; +PR 1LJ	11.9541-9595.2	220501	ATE - Halter
1.6	74	10/98→05/05	←	☐; → 1J-2W315308; +PR 1LJ	11.9541-9595.2	220501	ATE - Halter
1.6	75	08/00→05/05	←	☐; → 12/04; +PR 1ZQ	11.9541-9595.2	220501	ATE - Halter
1.8	92	10/98→05/05	←	☐; → 12/04; +PR 1ZQ	11.9541-9595.2	220501	ATE - Halter
1.9 SDI	50	10/98→05/05	←	☐; → 1J-2W315308; +PR 1LJ	11.9541-9596.2	220502	ATE - Halter
2.0	85	10/98→12/13	←	☐; 1J-2W315309→; → 12/04; +PR 1LJ	11.9541-9596.2	220502	ATE - Halter
2.3 V5	125	10/00→05/05	←	☐; → 12/04; +PR 1ZQ	11.9541-9596.2	220502	ATE - Halter
			←	☐; → 12/04; +PR 1LN / 1ZD / 1ZE / 1ZH	24.3541-8523.5	240551	ATE - Halter
			←	☐; → 12/04; +PR 1LN / 1ZD / 1ZE / 1ZH	24.3541-8524.5	240552	ATE - Halter
			←	☐; → 12/04; +PR 1LR / 1LS / 1ZM / 1LQ / 1ZP	24.3541-9549.5	241023	ATE - Halter
			←	☐; → 12/04; +PR 1LR / 1LS / 1ZM / 1LQ / 1ZP	24.3541-9550.5	241024	ATE - Halter
			➔	☐; → 12/04; +PR 1KU / 1KY / 2EE	24.3384-1745.5	240848	TRW - Halter
			➔	☐; → 12/04; +PR 1KU / 1KY / 2EE	24.3384-1746.5	240849	TRW - Halter
			➔	☐; → 1J-YW238580; +PR 1KP / 1KT	24.3414-1703.5	240830	TRW - Halter
			➔	☐; → 1J-YW238580; +PR 1KP / 1KT	24.3414-1704.5	240831	TRW - Halter
			➔	☐; 1J-YW238581→; → 12/04; +PR 1KE / 1KP / 1KT	24.3414-1705.5	240832	TRW - Halter
			➔	☐; 1J-YW238581→; → 12/04; +PR 1KE / 1KP / 1KT	24.3414-1706.5	240833	TRW - Halter
1.6 16V	77	05/00→05/05	←	☐; → 1J-2W315308; +PR 1LJ	11.9541-9595.2	220501	ATE - Halter
1.6 FSI	81	01/02→05/05	←	☐; 1J-2W315309→; → 12/04; +PR 1LJ	11.9541-9595.2	220501	ATE - Halter
1.8 4motion	92	02/99→05/05	←	☐; → 12/04; +PR 1ZQ	11.9541-9595.2	220501	ATE - Halter
1.9 TDI	74	09/00→05/05	←	☐; → 1J-2W315308; +PR 1LJ	11.9541-9596.2	220502	ATE - Halter
1.9 TDI 4motion	74	09/00→05/05	←	☐; 1J-2W315309→; → 12/04; +PR 1LJ	11.9541-9596.2	220502	ATE - Halter
2.0 4motion	85	04/00→05/05	←	☐; → 12/04; +PR 1ZQ	11.9541-9596.2	220502	ATE - Halter
2.3 V5 4motion	125	10/00→05/05	←	☐; → 12/04; +PR 1LN / 1ZD / 1ZE / 1ZH	24.3541-8523.5	240551	ATE - Halter
			←	☐; → 12/04; +PR 1LN / 1ZD / 1ZE / 1ZH	24.3541-8524.5	240552	ATE - Halter
			←	☐; → 12/04; +PR 1LR / 1LS / 1ZM / 1LQ / 1ZP	24.3541-9549.5	241023	ATE - Halter
			←	☐; → 12/04; +PR 1LR / 1LS / 1ZM / 1LQ / 1ZP	24.3541-9550.5	241024	ATE - Halter
			➔	☐; → 12/04; +PR 1KU / 1KY / 2EE	24.3384-1745.5	240848	TRW - Halter
			➔	☐; → 12/04; +PR 1KU / 1KY / 2EE	24.3384-1746.5	240849	TRW - Halter
			➔	☐; → 12/04; +PR 1KE / 1KP / 1KT	24.3414-1705.5	240832	TRW - Halter
			➔	☐; → 12/04; +PR 1KE / 1KP / 1KT	24.3414-1706.5	240833	TRW - Halter
1.8 T	110	05/00→05/05	←	☐; 1J-2W315309→; → 12/04; +PR 1LJ	11.9541-9595.2	220501	ATE - Halter
			←	☐; 09/00→ 12/04; +PR 1ZQ	11.9541-9595.2	220501	ATE - Halter
			←	☐; 09/00→; → 1J-2W315308; +PR 1LJ	11.9541-9595.2	220501	ATE - Halter
			←	☐; 09/00→; → 1J-2W315308; +PR 1LJ	11.9541-9596.2	220502	ATE - Halter
			←	☐; 09/00→ 12/04; +PR 1ZQ	11.9541-9596.2	220502	ATE - Halter
			←	☐; 1J-2W315309→; → 12/04; +PR 1LJ	11.9541-9596.2	220502	ATE - Halter
			←	☐; 09/00→ 12/04; +PR 1LN / 1ZD / 1ZE / 1ZH	24.3541-8523.5	240551	ATE - Halter
			←	☐; 09/00→ 12/04; +PR 1LN / 1ZD / 1ZE / 1ZH	24.3541-8524.5	240552	ATE - Halter
			←	☐; 09/00→ 12/04; +PR 1LR / 1LS / 1ZM / 1LQ / 1ZP	24.3541-9549.5	241023	ATE - Halter
			←	☐; 09/00→ 12/04; +PR 1LR / 1LS / 1ZM / 1LQ / 1ZP	24.3541-9550.5	241024	ATE - Halter
			➔	☐; 09/00→ 12/04; +PR 1KU / 1KY / 2EE	24.3384-1745.5	240848	TRW - Halter
			➔	☐; 09/00→ 12/04; +PR 1KU / 1KY / 2EE	24.3384-1746.5	240849	TRW - Halter
			➔	☐; 09/00→ 12/04; +PR 1KE / 1KP / 1KT	24.3414-1705.5	240832	TRW - Halter
			➔	☐; 09/00→ 12/04; +PR 1KE / 1KP / 1KT	24.3414-1706.5	240833	TRW - Halter
↓							











	kw			 	! #		
<b>VW - BORA (1J2) 10/98→12/13</b>							
 <b>Bremssattel</b>							
1.8 T	132	03/02→05/05	←	☐; 05/02→ 12/04; +PR 1ZQ	11.9541-9595.2	220501	ATE - Halter
			←	☐; 1J-2W315309→; → 12/04; +PR 1LJ	11.9541-9595.2	220501	ATE - Halter
			←	☐; 05/02→; → 1J-2W315308; +PR 1LJ	11.9541-9595.2	220501	ATE - Halter
			←	☐; 05/02→; → 1J-2W315308; +PR 1LJ	11.9541-9596.2	220502	ATE - Halter
			←	☐; 1J-2W315309→; → 12/04; +PR 1LJ	11.9541-9596.2	220502	ATE - Halter
			←	☐; 05/02→ 12/04; +PR 1ZQ	11.9541-9596.2	220502	ATE - Halter
			←	☐; 05/02→ 12/04; +PR 1LN / 1ZD / 1ZE / 1ZH	24.3541-8523.5	240551	ATE - Halter
			←	☐; 05/02→ 12/04; +PR 1LN / 1ZD / 1ZE / 1ZH	24.3541-8524.5	240552	ATE - Halter
			←	☐; 05/02→ 12/04; +PR 1LR / 1LS / 1ZM / 1LQ / 1ZP	24.3541-9549.5	241023	ATE - Halter
			←	☐; 05/02→ 12/04; +PR 1LR / 1LS / 1ZM / 1LQ / 1ZP	24.3541-9550.5	241024	ATE - Halter
			→	☐; 05/02→ 12/04; +PR 1KU / 1KY / 2EE	24.3384-1745.5	240848	TRW - Halter
			→	☐; 05/02→ 12/04; +PR 1KU / 1KY / 2EE	24.3384-1746.5	240849	TRW - Halter
			→	☐; 05/02→ 12/04; +PR 1KE / 1KP / 1KT	24.3414-1705.5	240832	TRW - Halter
			→	☐; 05/02→ 12/04; +PR 1KE / 1KP / 1KT	24.3414-1706.5	240833	TRW - Halter
			1.9 TDI	66	10/98→05/05	←	☐; → 1J-2W315308; +PR 1LJ
←	☐; → 06/01; +PR 1ZQ	11.9541-9595.2				220501	ATE - Halter
←	☐; 1J-2W315309→; → 06/01; +PR 1LJ	11.9541-9595.2				220501	ATE - Halter
←	☐; → 1J-2W315308; +PR 1LJ	11.9541-9596.2				220502	ATE - Halter
←	☐; 1J-2W315309→; → 06/01; +PR 1LJ	11.9541-9596.2				220502	ATE - Halter
←	☐; → 06/01; +PR 1ZQ	11.9541-9596.2				220502	ATE - Halter
←	☐; → 06/01; +PR 1LN / 1ZD / 1ZE / 1ZH	24.3541-8523.5				240551	ATE - Halter
←	☐; → 06/01; +PR 1LN / 1ZD / 1ZE / 1ZH	24.3541-8524.5				240552	ATE - Halter
←	☐; → 06/01; +PR 1LR / 1LS / 1ZM / 1LQ / 1ZP	24.3541-9549.5				241023	ATE - Halter
←	☐; → 06/01; +PR 1LR / 1LS / 1ZM / 1LQ / 1ZP	24.3541-9550.5				241024	ATE - Halter
→	☐; → 06/01; +PR 1KU / 1KY / 2EE	24.3384-1745.5				240848	TRW - Halter
→	☐; → 06/01; +PR 1KU / 1KY / 2EE	24.3384-1746.5				240849	TRW - Halter
→	☐; → 1J-YW238580; +PR 1KP / 1KT	24.3414-1703.5				240830	TRW - Halter
→	☐; → 1J-YW238580; +PR 1KP / 1KT	24.3414-1704.5				240831	TRW - Halter
→	☐; 1J-YW238581→; → 06/01; +PR 1KE / 1KP / 1KT	24.3414-1705.5				240832	TRW - Halter
→	☐; 1J-YW238581→; → 06/01; +PR 1KE / 1KP / 1KT	24.3414-1706.5	240833	TRW - Halter			
1.9 TDI 2.3 V5	81 110	10/98→06/01 10/98→10/00	←	☐; → 1J-2W315308; +PR 1LJ	11.9541-9595.2	220501	ATE - Halter
			←	☐; 1J-2W315309→; +PR 1LJ	11.9541-9595.2	220501	ATE - Halter
			←	☐; +PR 1ZQ	11.9541-9595.2	220501	ATE - Halter
			←	☐; 1J-2W315309→; +PR 1LJ	11.9541-9596.2	220502	ATE - Halter
			←	☐; → 1J-2W315308; +PR 1LJ	11.9541-9596.2	220502	ATE - Halter
			←	☐; +PR 1ZQ	11.9541-9596.2	220502	ATE - Halter
			←	☐; +PR 1LN / 1ZD / 1ZE / 1ZH	24.3541-8523.5	240551	ATE - Halter
			←	☐; +PR 1LN / 1ZD / 1ZE / 1ZH	24.3541-8524.5	240552	ATE - Halter
			←	☐; +PR 1LR / 1LS / 1ZM / 1LQ / 1ZP	24.3541-9549.5	241023	ATE - Halter
			←	☐; +PR 1LR / 1LS / 1ZM / 1LQ / 1ZP	24.3541-9550.5	241024	ATE - Halter
			→	☐; +PR 1KU / 1KY / 2EE	24.3384-1745.5	240848	TRW - Halter
			→	☐; +PR 1KU / 1KY / 2EE	24.3384-1746.5	240849	TRW - Halter
			→	☐; → 1J-YW238580; +PR 1KP / 1KT	24.3414-1703.5	240830	TRW - Halter
			→	☐; → 1J-YW238580; +PR 1KP / 1KT	24.3414-1704.5	240831	TRW - Halter
			→	☐; 1J-YW238581→; +PR 1KE / 1KP / 1KT	24.3414-1705.5	240832	TRW - Halter
→	☐; 1J-YW238581→; +PR 1KE / 1KP / 1KT	24.3414-1706.5	240833	TRW - Halter			
1.9 TDI	85	12/98→01/02	←	☐; 02/99→ 06/01; +PR 1ZQ	11.9541-9595.2	220501	ATE - Halter
			←	☐; 1J-2W315309→; → 06/01; +PR 1LJ	11.9541-9595.2	220501	ATE - Halter
↓							

	kw			 	! #		
<b>VW - BORA (1J2) 10/98→12/13</b>							
 <b>Bremssattel</b>							
1.9 TDI	85	12/98→01/02	←	☐; 02/99→; → 1J-2W315308; +PR 1LJ	11.9541-9595.2	220501	ATE - Halter
			←	☐; 1J-2W315309→; → 06/01; +PR 1LJ	11.9541-9596.2	220502	ATE - Halter
			←	☐; 02/99→; → 1J-2W315308; +PR 1LJ	11.9541-9596.2	220502	ATE - Halter
			←	☐; 02/99→ 06/01; +PR 1ZQ	11.9541-9596.2	220502	ATE - Halter
			←	☐; 02/99→ 06/01; +PR 1LN / 1ZD / 1ZE / 1ZH	24.3541-8523.5	240551	ATE - Halter
			←	☐; 02/99→ 06/01; +PR 1LN / 1ZD / 1ZE / 1ZH	24.3541-8524.5	240552	ATE - Halter
			←	☐; 02/99→ 06/01; +PR 1LR / 1LS / 1ZM / 1LQ / 1ZP	24.3541-9549.5	241023	ATE - Halter
			←	☐; 02/99→ 06/01; +PR 1LR / 1LS / 1ZM / 1LQ / 1ZP	24.3541-9550.5	241024	ATE - Halter
			→	☐; 02/99→ 06/01; +PR 1KU / 1KY / 2EE	24.3384-1745.5	240848	TRW - Halter
			→	☐; 02/99→ 06/01; +PR 1KU / 1KY / 2EE	24.3384-1746.5	240849	TRW - Halter
			→	☐; 02/99→; → 1J-YW238580; +PR 1KP / 1KT	24.3414-1703.5	240830	TRW - Halter
			→	☐; 02/99→; → 1J-YW238580; +PR 1KP / 1KT	24.3414-1704.5	240831	TRW - Halter
			→	☐; 1J-YW238581→; → 06/01; +PR 1KE / 1KP / 1KT	24.3414-1705.5	240832	TRW - Halter
			→	☐; 1J-YW238581→; → 06/01; +PR 1KE / 1KP / 1KT	24.3414-1706.5	240833	TRW - Halter
1.9 TDI 1.9 TDI 4motion	96 96	11/00→05/05 11/00→05/05	←	☐; 04/01→ 12/04; +PR 1ZQ	11.9541-9595.2	220501	ATE - Halter
			←	☐; 04/01→; → 1J-2W315308; +PR 1LJ	11.9541-9595.2	220501	ATE - Halter
			←	☐; 1J-2W315309→; → 12/04; +PR 1LJ	11.9541-9595.2	220501	ATE - Halter
			←	☐; 1J-2W315309→; → 12/04; +PR 1LJ	11.9541-9596.2	220502	ATE - Halter
			←	☐; 04/01→; → 1J-2W315308; +PR 1LJ	11.9541-9596.2	220502	ATE - Halter
			←	☐; 04/01→ 12/04; +PR 1ZQ	11.9541-9596.2	220502	ATE - Halter
			←	☐; 04/01→ 12/04; +PR 1LN / 1ZD / 1ZE / 1ZH	24.3541-8523.5	240551	ATE - Halter
			←	☐; 04/01→ 12/04; +PR 1LN / 1ZD / 1ZE / 1ZH	24.3541-8524.5	240552	ATE - Halter
			←	☐; 04/01→ 12/04; +PR 1LR / 1LS / 1ZM / 1LQ / 1ZP	24.3541-9549.5	241023	ATE - Halter
			←	☐; 04/01→ 12/04; +PR 1LR / 1LS / 1ZM / 1LQ / 1ZP	24.3541-9550.5	241024	ATE - Halter
			→	☐; 04/01→ 12/04; +PR 1KU / 1KY / 2EE	24.3384-1745.5	240848	TRW - Halter
			→	☐; 04/01→ 12/04; +PR 1KU / 1KY / 2EE	24.3384-1746.5	240849	TRW - Halter
			→	☐; 04/01→ 12/04; +PR 1KE / 1KP / 1KT	24.3414-1705.5	240832	TRW - Halter
			→	☐; 04/01→ 12/04; +PR 1KE / 1KP / 1KT	24.3414-1706.5	240833	TRW - Halter
1.9 TDI 1.9 TDI 4motion	110 110	05/00→05/05 05/00→05/05	←	☐; 10/00→; → 1J-2W315308; +PR 1LJ	11.9541-9595.2	220501	ATE - Halter
			←	☐; 1J-2W315309→; → 12/04; +PR 1LJ	11.9541-9595.2	220501	ATE - Halter
			←	☐; 10/00→ 12/04; +PR 1ZQ	11.9541-9595.2	220501	ATE - Halter
			←	☐; 1J-2W315309→; → 12/04; +PR 1LJ	11.9541-9596.2	220502	ATE - Halter
			←	☐; 10/00→; → 1J-2W315308; +PR 1LJ	11.9541-9596.2	220502	ATE - Halter
			←	☐; 10/00→ 12/04; +PR 1ZQ	11.9541-9596.2	220502	ATE - Halter
			←	☐; 10/00→ 12/04; +PR 1LN / 1ZD / 1ZE / 1ZH	24.3541-8523.5	240551	ATE - Halter
			←	☐; 10/00→ 12/04; +PR 1LN / 1ZD / 1ZE / 1ZH	24.3541-8524.5	240552	ATE - Halter
			←	☐; 10/00→ 12/04; +PR 1LR / 1LS / 1ZM / 1LQ / 1ZP	24.3541-9549.5	241023	ATE - Halter
			←	☐; 10/00→ 12/04; +PR 1LR / 1LS / 1ZM / 1LQ / 1ZP	24.3541-9550.5	241024	ATE - Halter
			→	☐; 10/00→ 12/04; +PR 1KU / 1KY / 2EE	24.3384-1745.5	240848	TRW - Halter
			→	☐; 10/00→ 12/04; +PR 1KU / 1KY / 2EE	24.3384-1746.5	240849	TRW - Halter
			→	☐; 10/00→ 12/04; +PR 1KE / 1KP / 1KT	24.3414-1705.5	240832	TRW - Halter
			→	☐; 10/00→ 12/04; +PR 1KE / 1KP / 1KT	24.3414-1706.5	240833	TRW - Halter
1.9 TDI 4motion	66	11/98→04/02	←	☐; 02/99→ 06/01; +PR 1ZQ	11.9541-9595.2	220501	ATE - Halter
			←	☐; 1J-2W315309→; → 06/01; +PR 1LJ	11.9541-9595.2	220501	ATE - Halter
			←	☐; 02/99→; → 1J-2W315308; +PR 1LJ	11.9541-9595.2	220501	ATE - Halter
↓							








	kw				! #		
<b>VW - BORA (1J2) 10/98→12/13</b>							
<b> Bremsattel</b>							
1.9 TDI 4motion	66	11/98→04/02	←	☐; 1J-2W315309→; → 06/01; +PR 1LJ	11.9541-9596.2	220502	ATE - Halter
			←	☐; 02/99→; → 1J-2W315308; +PR 1LJ	11.9541-9596.2	220502	ATE - Halter
			←	☐; 02/99→ 06/01; +PR 1ZQ	11.9541-9596.2	220502	ATE - Halter
			←	☐; 02/99→ 06/01; +PR 1LN / 1ZD / 1ZE / 1ZH	24.3541-8523.5	240551	ATE - Halter
			←	☐; 02/99→ 06/01; +PR 1LN / 1ZD / 1ZE / 1ZH	24.3541-8524.5	240552	ATE - Halter
			←	☐; 02/99→ 06/01; +PR 1LR / 1LS / 1ZM / 1LQ / 1ZP	24.3541-9549.5	241023	ATE - Halter
			←	☐; 02/99→ 06/01; +PR 1LR / 1LS / 1ZM / 1LQ / 1ZP	24.3541-9550.5	241024	ATE - Halter
			→	☐; 02/99→ 06/01; +PR 1KU / 1KY / 2EE	24.3384-1745.5	240848	TRW - Halter
			→	☐; 02/99→ 06/01; +PR 1KU / 1KY / 2EE	24.3384-1746.5	240849	TRW - Halter
			→	☐; 02/99→ 06/01; +PR 1KE / 1KP / 1KT	24.3414-1705.5	240832	TRW - Halter
→	☐; 02/99→ 06/01; +PR 1KE / 1KP / 1KT	24.3414-1706.5	240833	TRW - Halter			
1.9 TDI 4motion	85	02/99→06/01	←	☐; +PR 1ZQ	11.9541-9595.2	220501	ATE - Halter
			←	☐; 1J-2W315309→; +PR 1LJ	11.9541-9595.2	220501	ATE - Halter
			←	☐; → 1J-2W315308; +PR 1LJ	11.9541-9595.2	220501	ATE - Halter
			←	☐; +PR 1ZQ	11.9541-9596.2	220502	ATE - Halter
			←	☐; 1J-2W315309→; +PR 1LJ	11.9541-9596.2	220502	ATE - Halter
			←	☐; → 1J-2W315308; +PR 1LJ	11.9541-9596.2	220502	ATE - Halter
			←	☐; +PR 1LN / 1ZD / 1ZE / 1ZH	24.3541-8523.5	240551	ATE - Halter
			←	☐; +PR 1LN / 1ZD / 1ZE / 1ZH	24.3541-8524.5	240552	ATE - Halter
			←	☐; +PR 1LR / 1LS / 1ZM / 1LQ / 1ZP	24.3541-9549.5	241023	ATE - Halter
			←	☐; +PR 1LR / 1LS / 1ZM / 1LQ / 1ZP	24.3541-9550.5	241024	ATE - Halter
→	☐; +PR 1KU / 1KY / 2EE	24.3384-1745.5	240848	TRW - Halter			
→	☐; +PR 1KU / 1KY / 2EE	24.3384-1746.5	240849	TRW - Halter			
→	☐; +PR 1KE / 1KP / 1KT	24.3414-1705.5	240832	TRW - Halter			
→	☐; +PR 1KE / 1KP / 1KT	24.3414-1706.5	240833	TRW - Halter			
2.3 V5 4motion	110	12/98→10/00	←	☐; 02/99→; → 1J-2W315308; +PR 1LJ	11.9541-9595.2	220501	ATE - Halter
			←	☐; 1J-2W315309→; +PR 1LJ	11.9541-9595.2	220501	ATE - Halter
			←	☐; 02/99→; +PR 1ZQ	11.9541-9595.2	220501	ATE - Halter
			←	☐; 1J-2W315309→; +PR 1LJ	11.9541-9596.2	220502	ATE - Halter
			←	☐; 02/99→; +PR 1ZQ	11.9541-9596.2	220502	ATE - Halter
			←	☐; 02/99→; → 1J-2W315308; +PR 1LJ	11.9541-9596.2	220502	ATE - Halter
			←	☐; 02/99→; +PR 1LN / 1ZD / 1ZE / 1ZH	24.3541-8523.5	240551	ATE - Halter
			←	☐; 02/99→; +PR 1LN / 1ZD / 1ZE / 1ZH	24.3541-8524.5	240552	ATE - Halter
			←	☐; 02/99→; +PR 1LR / 1LS / 1ZM / 1LQ / 1ZP	24.3541-9549.5	241023	ATE - Halter
			←	☐; 02/99→; +PR 1LR / 1LS / 1ZM / 1LQ / 1ZP	24.3541-9550.5	241024	ATE - Halter
→	☐; 02/99→; +PR 1KU / 1KY / 2EE	24.3384-1745.5	240848	TRW - Halter			
→	☐; 02/99→; +PR 1KU / 1KY / 2EE	24.3384-1746.5	240849	TRW - Halter			
→	☐; 02/99→; +PR 1KE / 1KP / 1KT	24.3414-1705.5	240832	TRW - Halter			
→	☐; 02/99→; +PR 1KE / 1KP / 1KT	24.3414-1706.5	240833	TRW - Halter			
2.8 V6 4motion	150	03/99→05/05	←	☐; 1J-2W315309→; → 12/04; +PR 1LJ	11.9541-9595.2	220501	ATE - Halter
			←	☐; 05/99→; → 1J-2W315308; +PR 1LJ	11.9541-9595.2	220501	ATE - Halter
			←	☐; 05/99→ 12/04; +PR 1ZQ	11.9541-9595.2	220501	ATE - Halter
			←	☐; 05/99→ 12/04; +PR 1ZQ	11.9541-9596.2	220502	ATE - Halter
			←	☐; 1J-2W315309→; → 12/04; +PR 1LJ	11.9541-9596.2	220502	ATE - Halter
			←	☐; 05/99→; → 1J-2W315308; +PR 1LJ	11.9541-9596.2	220502	ATE - Halter
			←	☐; 05/99→ 12/04; +PR 1LN / 1ZD / 1ZE / 1ZH	24.3541-8523.5	240551	ATE - Halter
			←	☐; 05/99→ 12/04; +PR 1LN / 1ZD / 1ZE / 1ZH	24.3541-8524.5	240552	ATE - Halter
←	☐; 05/99→ 12/04; +PR 1LR / 1LS / 1ZM / 1LQ / 1ZP	24.3541-9549.5	241023	ATE - Halter			

↓










	kW			 	! #			
<b>VW - BORA (1J2) 10/98→12/13</b>								
<b> Bremssattel</b>								
2.8 V6 4motion	150	03/99→05/05	←	☐; 05/99→ 12/04; +PR 1LR / 1LS / 1ZM / 1LQ / 1ZP	24.3541-9550.5	241024	ATE - Halter	
			→	☐; 05/99→ 12/04; +PR 1KU / 1KY / 2EE	24.3384-1745.5	240848	TRW - Halter	
			→	☐; 05/99→ 12/04; +PR 1KU / 1KY / 2EE	24.3384-1746.5	240849	TRW - Halter	
			→	☐; 05/99→ 12/04; +PR 1KE / 1KP / 1KT	24.3414-1705.5	240832	TRW - Halter	
			→	☐; 05/99→ 12/04; +PR 1KE / 1KP / 1KT	24.3414-1706.5	240833	TRW - Halter	
<b>Halter, Bremssattel</b>								
1.4 16V	55	03/00→05/05	←	→ 12/04; +PR 1ZQ	2	11.0230-0451.1	260130	ATE
1.6	74	10/98→05/05						
1.6	75	08/00→05/05	←	→ 1J-2W315308; +PR 1LJ	2	11.0230-0451.1	260130	ATE
1.6 16V	77	05/00→05/05	←	1J-2W315309→; → 12/04; +PR 1LJ	2	11.0230-0451.1	260130	ATE
1.6 FSI	81	01/02→05/05						
1.8	92	10/98→05/05	←	→ 12/04; +PR 1LN / 1ZD / 1ZE / 1ZH	2	11.8170-0306.1	260102	ATE
1.8 4motion	92	02/99→05/05						
1.9 SDI	50	10/98→05/05						
1.9 TDI	74	09/00→05/05						
1.9 TDI 4motion	74	09/00→05/05						
2.0	85	10/98→12/13						
2.0 4motion	85	04/00→05/05						
2.3 V5	125	10/00→05/05						
2.3 V5 4motion	125	10/00→05/05						
1.8 T	110	05/00→05/05	←	09/00→ 12/04; +PR 1ZQ	2	11.0230-0451.1	260130	ATE
			←	09/00→; → 1J-2W315308; +PR 1LJ	2	11.0230-0451.1	260130	ATE
			←	1J-2W315309→; → 12/04; +PR 1LJ	2	11.0230-0451.1	260130	ATE
			←	09/00→ 12/04; +PR 1LN / 1ZD / 1ZE / 1ZH	2	11.8170-0306.1	260102	ATE
1.8 T	132	03/02→05/05	←	05/02→ 12/04; +PR 1ZQ	2	11.0230-0451.1	260130	ATE
			←	05/02→; → 1J-2W315308; +PR 1LJ	2	11.0230-0451.1	260130	ATE
			←	1J-2W315309→; → 12/04; +PR 1LJ	2	11.0230-0451.1	260130	ATE
			←	05/02→ 12/04; +PR 1LN / 1ZD / 1ZE / 1ZH	2	11.8170-0306.1	260102	ATE
1.9 TDI	66	10/98→05/05	←	→ 06/01; +PR 1ZQ	2	11.0230-0451.1	260130	ATE
			←	→ 1J-2W315308; +PR 1LJ	2	11.0230-0451.1	260130	ATE
			←	1J-2W315309→; → 06/01; +PR 1LJ	2	11.0230-0451.1	260130	ATE
			←	→ 06/01; +PR 1LN / 1ZD / 1ZE / 1ZH	2	11.8170-0306.1	260102	ATE
1.9 TDI 1.9 TDI 4motion 2.3 V5	81 85 110	10/98→06/01 02/99→06/01 10/98→10/00	←	1J-2W315309→; +PR 1LJ	2	11.0230-0451.1	260130	ATE
			←	→ 1J-2W315308; +PR 1LJ	2	11.0230-0451.1	260130	ATE
			←	+PR 1ZQ	2	11.0230-0451.1	260130	ATE
			←	+PR 1LN / 1ZD / 1ZE / 1ZH	2	11.8170-0306.1	260102	ATE
1.9 TDI 1.9 TDI 4motion	85 66	12/98→01/02 11/98→04/02	←	1J-2W315309→; → 06/01; +PR 1LJ	2	11.0230-0451.1	260130	ATE
			←	02/99→; → 1J-2W315308; +PR 1LJ	2	11.0230-0451.1	260130	ATE
			←	02/99→ 06/01; +PR 1ZQ	2	11.0230-0451.1	260130	ATE
			←	02/99→ 06/01; +PR 1LN / 1ZD / 1ZE / 1ZH	2	11.8170-0306.1	260102	ATE
1.9 TDI 1.9 TDI 4motion	96 96	11/00→05/05 11/00→05/05	←	04/01→ 12/04; +PR 1ZQ	2	11.0230-0451.1	260130	ATE
			←	04/01→; → 1J-2W315308; +PR 1LJ	2	11.0230-0451.1	260130	ATE
			←	1J-2W315309→; → 12/04; +PR 1LJ	2	11.0230-0451.1	260130	ATE
			←	04/01→ 12/04; +PR 1LN / 1ZD / 1ZE / 1ZH	2	11.8170-0306.1	260102	ATE
1.9 TDI 1.9 TDI 4motion	110 110	05/00→05/05 05/00→05/05	←	10/00→; → 1J-2W315308; +PR 1LJ	2	11.0230-0451.1	260130	ATE
			←	10/00→ 12/04; +PR 1ZQ	2	11.0230-0451.1	260130	ATE
			←	1J-2W315309→; → 12/04; +PR 1LJ	2	11.0230-0451.1	260130	ATE
			←	10/00→ 12/04; +PR 1LN / 1ZD / 1ZE / 1ZH	2	11.8170-0306.1	260102	ATE
2.3 V5 4motion	110	12/98→10/00	←	02/99→; → 1J-2W315308; +PR 1LJ	2	11.0230-0451.1	260130	ATE
			←	1J-2W315309→; +PR 1LJ	2	11.0230-0451.1	260130	ATE
			←	02/99→; +PR 1ZQ	2	11.0230-0451.1	260130	ATE
			←	02/99→; +PR 1LN / 1ZD / 1ZE / 1ZH	2	11.8170-0306.1	260102	ATE
2.8 V6 4motion	150	03/99→05/05	←	05/99→; → 1J-2W315308; +PR 1LJ	2	11.0230-0451.1	260130	ATE
			←	05/99→ 12/04; +PR 1ZQ	2	11.0230-0451.1	260130	ATE
			←	1J-2W315309→; → 12/04; +PR 1LJ	2	11.0230-0451.1	260130	ATE
↓								










	kw			 	! #		
<b>VW - BORA (1J2) 10/98→12/13</b>							
<b>Halter, Bremssattel</b>							
2.8 V6 4motion	150	03/99→05/05	←	05/99→ 12/04; +PR 1LN / 1ZD / 1ZE / 1ZH	2	11.8170-0306.1 260102	ATE
<b>Feder, Bremssattel</b>							
1.4 16V	55	03/00→05/05		→ 1J-2W315308; +PR 1LJ	2	11.8116-0143.1 390513	ATE
1.6	74	10/98→05/05		→ 12/04; +PR 1ZQ	2	11.8116-0143.1 390513	ATE
1.6	75	08/00→05/05					
1.6 16V	77	05/00→05/05		→ 12/04; +PR 1LN / 1ZD / 1ZE / 1ZH	2	11.8116-0143.1 390513	ATE
1.6 FSI	81	01/02→05/05					
1.8	92	10/98→05/05		1J-2W315309→; → 12/04; +PR 1LJ	2	11.8116-0143.1 390513	ATE
1.8 4motion	92	02/99→05/05					
1.9 SDI	50	10/98→05/05					
1.9 TDI	74	09/00→05/05					
1.9 TDI 4motion	74	09/00→05/05					
2.0	85	10/98→12/13					
2.0 4motion	85	04/00→05/05					
2.3 V5	125	10/00→05/05					
2.3 V5 4motion	125	10/00→05/05					
1.8 T	110	05/00→05/05		1J-2W315309→; → 12/04; +PR 1LJ	2	11.8116-0143.1 390513	ATE
				09/00→; → 1J-2W315308; +PR 1LJ	2	11.8116-0143.1 390513	ATE
				09/00→ 12/04; +PR 1LN / 1ZD / 1ZE / 1ZH	2	11.8116-0143.1 390513	ATE
				09/00→ 12/04; +PR 1ZQ	2	11.8116-0143.1 390513	ATE
1.8 T	132	03/02→05/05		05/02→; → 1J-2W315308; +PR 1LJ	2	11.8116-0143.1 390513	ATE
				1J-2W315309→; → 12/04; +PR 1LJ	2	11.8116-0143.1 390513	ATE
				05/02→ 12/04; +PR 1ZQ	2	11.8116-0143.1 390513	ATE
				05/02→ 12/04; +PR 1LN / 1ZD / 1ZE / 1ZH	2	11.8116-0143.1 390513	ATE
1.9 TDI	66	10/98→05/05		→ 1J-2W315308; +PR 1LJ	2	11.8116-0143.1 390513	ATE
				1J-2W315309→; → 06/01; +PR 1LJ	2	11.8116-0143.1 390513	ATE
				→ 06/01; +PR 1LN / 1ZD / 1ZE / 1ZH	2	11.8116-0143.1 390513	ATE
				→ 06/01; +PR 1ZQ	2	11.8116-0143.1 390513	ATE
1.9 TDI	81	10/98→06/01		→ 1J-2W315308; +PR 1LJ	2	11.8116-0143.1 390513	ATE
1.9 TDI 4motion	85	02/99→06/01		+PR 1ZQ	2	11.8116-0143.1 390513	ATE
2.3 V5	110	10/98→10/00		+PR 1LN / 1ZD / 1ZE / 1ZH	2	11.8116-0143.1 390513	ATE
				1J-2W315309→; +PR 1LJ	2	11.8116-0143.1 390513	ATE
1.9 TDI	85	12/98→01/02		1J-2W315309→; → 06/01; +PR 1LJ	2	11.8116-0143.1 390513	ATE
1.9 TDI 4motion	66	11/98→04/02		02/99→ 06/01; +PR 1ZQ	2	11.8116-0143.1 390513	ATE
				02/99→ 06/01; +PR 1LN / 1ZD / 1ZE / 1ZH	2	11.8116-0143.1 390513	ATE
				02/99→; → 1J-2W315308; +PR 1LJ	2	11.8116-0143.1 390513	ATE
1.9 TDI	96	11/00→05/05		1J-2W315309→; → 12/04; +PR 1LJ	2	11.8116-0143.1 390513	ATE
1.9 TDI 4motion	96	11/00→05/05		04/01→; → 1J-2W315308; +PR 1LJ	2	11.8116-0143.1 390513	ATE
				04/01→ 12/04; +PR 1ZQ	2	11.8116-0143.1 390513	ATE
				04/01→ 12/04; +PR 1LN / 1ZD / 1ZE / 1ZH	2	11.8116-0143.1 390513	ATE
1.9 TDI	110	05/00→05/05		1J-2W315309→; → 12/04; +PR 1LJ	2	11.8116-0143.1 390513	ATE
1.9 TDI 4motion	110	05/00→05/05		10/00→ 12/04; +PR 1LN / 1ZD / 1ZE / 1ZH	2	11.8116-0143.1 390513	ATE
				10/00→ 12/04; +PR 1ZQ	2	11.8116-0143.1 390513	ATE
				10/00→; → 1J-2W315308; +PR 1LJ	2	11.8116-0143.1 390513	ATE
2.3 V5 4motion	110	12/98→10/00		02/99→; → 1J-2W315308; +PR 1LJ	2	11.8116-0143.1 390513	ATE
				1J-2W315309→; +PR 1LJ	2	11.8116-0143.1 390513	ATE
				02/99→; +PR 1LN / 1ZD / 1ZE / 1ZH	2	11.8116-0143.1 390513	ATE
				02/99→; +PR 1ZQ	2	11.8116-0143.1 390513	ATE
2.8 V6 4motion	150	03/99→05/05		1J-2W315309→; → 12/04; +PR 1LJ	2	11.8116-0143.1 390513	ATE
				05/99→; → 1J-2W315308; +PR 1LJ	2	11.8116-0143.1 390513	ATE
				05/99→ 12/04; +PR 1ZQ	2	11.8116-0143.1 390513	ATE
				05/99→ 12/04; +PR 1LN / 1ZD / 1ZE / 1ZH	2	11.8116-0143.1 390513	ATE
<b>Führungshülzensatz, Bremssattel</b>							
1.4 16V	55	03/00→05/05	←	→ 12/04; +PR 1ZQ		11.0101-5409.2 260035	ATE
1.6	74	10/98→05/05					
1.6	75	08/00→05/05	←	→ 1J-2W315308; +PR 1LJ		11.0101-5409.2 260035	ATE
1.6 16V	77	05/00→05/05	←	1J-2W315309→; → 12/04; +PR 1LJ		11.0101-5409.2 260035	ATE
1.6 FSI	81	01/02→05/05					
1.8	92	10/98→05/05	←	→ 12/04; +PR 1LN / 1ZD / 1ZE / 1ZH		11.0101-5409.2 260035	ATE
1.8 4motion	92	02/99→05/05					
1.9 SDI	50	10/98→05/05					
↓							

















	kw			 	! #		
<b>VW - BORA (1J2) 10/98→12/13</b>							
<b>Führungshülzensatz, Bremsattel</b>							
1.9 TDI	74	09/00→05/05	←	→ 12/04;		11.0101-5409.2	260035 ATE
1.9 TDI 4motion	74	09/00→05/05		+PR 1LR / 1LS / 1ZM / 1LQ / 1ZP			
2.0	85	10/98→12/13					
2.0 4motion	85	04/00→05/05					
2.3 V5	125	10/00→05/05					
2.3 V5 4motion	125	10/00→05/05					
1.8 T	110	05/00→05/05	←	09/00→; → 1J-2W315308; +PR 1LJ		11.0101-5409.2	260035 ATE
			←	09/00→ 12/04;		11.0101-5409.2	260035 ATE
				+PR 1LN / 1ZD / 1ZE / 1ZH			
			←	1J-2W315309→; → 12/04; +PR 1LJ		11.0101-5409.2	260035 ATE
			←	09/00→ 12/04; +PR 1ZQ		11.0101-5409.2	260035 ATE
			←	09/00→ 12/04;		11.0101-5409.2	260035 ATE
				+PR 1LR / 1LS / 1ZM / 1LQ / 1ZP			
1.8 T	132	03/02→05/05	←	05/02→ 12/04;		11.0101-5409.2	260035 ATE
				+PR 1LN / 1ZD / 1ZE / 1ZH			
			←	05/02→ 12/04; +PR 1ZQ		11.0101-5409.2	260035 ATE
			←	1J-2W315309→; → 12/04; +PR 1LJ		11.0101-5409.2	260035 ATE
			←	05/02→; → 1J-2W315308; +PR 1LJ		11.0101-5409.2	260035 ATE
			←	05/02→ 12/04;		11.0101-5409.2	260035 ATE
				+PR 1LR / 1LS / 1ZM / 1LQ / 1ZP			
1.9 TDI	66	10/98→05/05	←	1J-2W315309→; → 06/01; +PR 1LJ		11.0101-5409.2	260035 ATE
			←	→ 1J-2W315308; +PR 1LJ		11.0101-5409.2	260035 ATE
			←	→ 06/01;		11.0101-5409.2	260035 ATE
				+PR 1LR / 1LS / 1ZM / 1LQ / 1ZP			
			←	→ 06/01; +PR 1LN / 1ZD / 1ZE / 1ZH		11.0101-5409.2	260035 ATE
			←	→ 06/01; +PR 1ZQ		11.0101-5409.2	260035 ATE
1.9 TDI	81	10/98→06/01	←	1J-2W315309→; +PR 1LJ		11.0101-5409.2	260035 ATE
1.9 TDI 4motion	85	02/99→06/01	←	→ 1J-2W315308; +PR 1LJ		11.0101-5409.2	260035 ATE
2.3 V5	110	10/98→10/00					
			←	+PR 1LR / 1LS / 1ZM / 1LQ / 1ZP		11.0101-5409.2	260035 ATE
			←	+PR 1LN / 1ZD / 1ZE / 1ZH		11.0101-5409.2	260035 ATE
			←	+PR 1ZQ		11.0101-5409.2	260035 ATE
1.9 TDI	85	12/98→01/02	←	02/99→ 06/01;		11.0101-5409.2	260035 ATE
1.9 TDI 4motion	66	11/98→04/02		+PR 1LR / 1LS / 1ZM / 1LQ / 1ZP			
			←	02/99→ 06/01;		11.0101-5409.2	260035 ATE
				+PR 1LN / 1ZD / 1ZE / 1ZH			
			←	1J-2W315309→; → 06/01; +PR 1LJ		11.0101-5409.2	260035 ATE
			←	02/99→; → 1J-2W315308; +PR 1LJ		11.0101-5409.2	260035 ATE
			←	02/99→ 06/01; +PR 1ZQ		11.0101-5409.2	260035 ATE
1.9 TDI	96	11/00→05/05	←	04/01→; → 1J-2W315308; +PR 1LJ		11.0101-5409.2	260035 ATE
1.9 TDI 4motion	96	11/00→05/05	←	04/01→ 12/04; +PR 1ZQ		11.0101-5409.2	260035 ATE
			←	1J-2W315309→; → 12/04; +PR 1LJ		11.0101-5409.2	260035 ATE
			←	04/01→ 12/04;		11.0101-5409.2	260035 ATE
				+PR 1LR / 1LS / 1ZM / 1LQ / 1ZP			
			←	04/01→ 12/04;		11.0101-5409.2	260035 ATE
				+PR 1LN / 1ZD / 1ZE / 1ZH			
1.9 TDI	110	05/00→05/05	←	10/00→ 12/04;		11.0101-5409.2	260035 ATE
1.9 TDI 4motion	110	05/00→05/05		+PR 1LR / 1LS / 1ZM / 1LQ / 1ZP			
			←	1J-2W315309→; → 12/04; +PR 1LJ		11.0101-5409.2	260035 ATE
			←	10/00→ 12/04; +PR 1ZQ		11.0101-5409.2	260035 ATE
			←	10/00→; → 1J-2W315308; +PR 1LJ		11.0101-5409.2	260035 ATE
			←	10/00→ 12/04;		11.0101-5409.2	260035 ATE
				+PR 1LN / 1ZD / 1ZE / 1ZH			
2.3 V5 4motion	110	12/98→10/00	←	02/99→; +PR 1LN / 1ZD / 1ZE / 1ZH		11.0101-5409.2	260035 ATE
			←	1J-2W315309→; +PR 1LJ		11.0101-5409.2	260035 ATE
			←	02/99→; +PR 1ZQ		11.0101-5409.2	260035 ATE
			←	02/99→; → 1J-2W315308; +PR 1LJ		11.0101-5409.2	260035 ATE
			←	02/99→;		11.0101-5409.2	260035 ATE
				+PR 1LR / 1LS / 1ZM / 1LQ / 1ZP			
2.8 V6 4motion	150	03/99→05/05	←	05/99→ 12/04;		11.0101-5409.2	260035 ATE
				+PR 1LR / 1LS / 1ZM / 1LQ / 1ZP			
			←	05/99→; → 1J-2W315308; +PR 1LJ		11.0101-5409.2	260035 ATE
			←	05/99→ 12/04;		11.0101-5409.2	260035 ATE
				+PR 1LN / 1ZD / 1ZE / 1ZH			
↓							


















	kw			 	! #		
<b>VW - BORA (1J2) 10/98→12/13</b>							
<b>Führungshülzensatz, Bremsattel</b>							
2.8 V6 4motion	150	03/99→05/05	←	05/99→ 12/04; +PR 1ZQ		11.0101-5409.2 260035	ATE
			←	1J-2W315309→; → 12/04; +PR 1LJ		11.0101-5409.2 260035	ATE
<b>Führungsbolzen, Bremsattel</b>							
1.4 16V	55	03/00→05/05		→ 1J-2W315308; +PR 1LJ	2	11.8171-0008.1 990049	ATE
1.6	74	10/98→05/05		→ 12/04; +PR 1ZQ	2	11.8171-0008.1 990049	ATE
1.6	75	08/00→05/05		→ 12/04; +PR 1ZQ	2	11.8171-0008.1 990049	ATE
1.6 16V	77	05/00→05/05		1J-2W315309→; → 12/04; +PR 1LJ	2	11.8171-0008.1 990049	ATE
1.6 FSI	81	01/02→05/05		→ 12/04;	2	11.8171-0008.1 990049	ATE
1.8	92	10/98→05/05		+PR 1LR / 1LS / 1ZM / 1LQ / 1ZP			
1.8 4motion	92	02/99→05/05		→ 12/04; +PR 1LN / 1ZD / 1ZE / 1ZH	2	11.8171-0008.1 990049	ATE
1.9 SDI	50	10/98→05/05					
1.9 TDI	74	09/00→05/05					
1.9 TDI 4motion	74	09/00→05/05					
2.0	85	10/98→12/13					
2.0 4motion	85	04/00→05/05					
2.3 V5	125	10/00→05/05					
2.3 V5 4motion	125	10/00→05/05					
1.8 T	110	05/00→05/05		1J-2W315309→; → 12/04; +PR 1LJ	2	11.8171-0008.1 990049	ATE
				09/00→; → 1J-2W315308; +PR 1LJ	2	11.8171-0008.1 990049	ATE
				09/00→ 12/04; +PR 1ZQ	2	11.8171-0008.1 990049	ATE
				09/00→ 12/04; +PR 1LN / 1ZD / 1ZE / 1ZH	2	11.8171-0008.1 990049	ATE
				09/00→ 12/04; +PR 1LR / 1LS / 1ZM / 1LQ / 1ZP	2	11.8171-0008.1 990049	ATE
1.8 T	132	03/02→05/05		1J-2W315309→; → 12/04; +PR 1LJ	2	11.8171-0008.1 990049	ATE
				05/02→ 12/04; +PR 1LR / 1LS / 1ZM / 1LQ / 1ZP	2	11.8171-0008.1 990049	ATE
				05/02→; → 1J-2W315308; +PR 1LJ	2	11.8171-0008.1 990049	ATE
				05/02→ 12/04; +PR 1ZQ	2	11.8171-0008.1 990049	ATE
				05/02→ 12/04; +PR 1LN / 1ZD / 1ZE / 1ZH	2	11.8171-0008.1 990049	ATE
1.9 TDI	66	10/98→05/05		1J-2W315309→; → 06/01; +PR 1LJ	2	11.8171-0008.1 990049	ATE
				→ 1J-2W315308; +PR 1LJ	2	11.8171-0008.1 990049	ATE
				→ 06/01; +PR 1ZQ	2	11.8171-0008.1 990049	ATE
				→ 06/01; +PR 1LN / 1ZD / 1ZE / 1ZH	2	11.8171-0008.1 990049	ATE
				→ 06/01; +PR 1LR / 1LS / 1ZM / 1LQ / 1ZP	2	11.8171-0008.1 990049	ATE
1.9 TDI 1.9 TDI 4motion 2.3 V5	81 85 110	10/98→06/01 02/99→06/01 10/98→10/00		1J-2W315309→; +PR 1LJ	2	11.8171-0008.1 990049	ATE
				+PR 1ZQ	2	11.8171-0008.1 990049	ATE
				→ 1J-2W315308; +PR 1LJ	2	11.8171-0008.1 990049	ATE
				+PR 1LN / 1ZD / 1ZE / 1ZH	2	11.8171-0008.1 990049	ATE
				+PR 1LR / 1LS / 1ZM / 1LQ / 1ZP	2	11.8171-0008.1 990049	ATE
1.9 TDI 1.9 TDI 4motion	85 66	12/98→01/02 11/98→04/02		1J-2W315309→; → 06/01; +PR 1LJ	2	11.8171-0008.1 990049	ATE
				02/99→ 06/01; +PR 1ZQ	2	11.8171-0008.1 990049	ATE
				02/99→ 06/01; +PR 1LR / 1LS / 1ZM / 1LQ / 1ZP	2	11.8171-0008.1 990049	ATE
				02/99→ 06/01; +PR 1LN / 1ZD / 1ZE / 1ZH	2	11.8171-0008.1 990049	ATE
				02/99→; → 1J-2W315308; +PR 1LJ	2	11.8171-0008.1 990049	ATE
1.9 TDI 1.9 TDI 4motion	96 96	11/00→05/05 11/00→05/05		1J-2W315309→; → 12/04; +PR 1LJ	2	11.8171-0008.1 990049	ATE
				04/01→; → 1J-2W315308; +PR 1LJ	2	11.8171-0008.1 990049	ATE
				04/01→ 12/04; +PR 1LR / 1LS / 1ZM / 1LQ / 1ZP	2	11.8171-0008.1 990049	ATE
				04/01→ 12/04; +PR 1ZQ	2	11.8171-0008.1 990049	ATE
				04/01→ 12/04; +PR 1LN / 1ZD / 1ZE / 1ZH	2	11.8171-0008.1 990049	ATE
1.9 TDI 1.9 TDI 4motion	110 110	05/00→05/05 05/00→05/05		1J-2W315309→; → 12/04; +PR 1LJ	2	11.8171-0008.1 990049	ATE
				10/00→ 12/04; +PR 1LN / 1ZD / 1ZE / 1ZH	2	11.8171-0008.1 990049	ATE
				10/00→; → 1J-2W315308; +PR 1LJ	2	11.8171-0008.1 990049	ATE
				10/00→ 12/04; +PR 1LR / 1LS / 1ZM / 1LQ / 1ZP	2	11.8171-0008.1 990049	ATE
				10/00→ 12/04; +PR 1ZQ	2	11.8171-0008.1 990049	ATE
2.3 V5 4motion	110	12/98→10/00		02/99→; +PR 1LR / 1LS / 1ZM / 1LQ / 1ZP	2	11.8171-0008.1 990049	ATE
				1J-2W315309→; +PR 1LJ	2	11.8171-0008.1 990049	ATE
				02/99→; → 1J-2W315308; +PR 1LJ	2	11.8171-0008.1 990049	ATE
				02/99→; +PR 1LN / 1ZD / 1ZE / 1ZH	2	11.8171-0008.1 990049	ATE

↓









	kw			 	! #		
<b>VW - BORA (1J2) 10/98→12/13</b>							
<b>Führungsbolzen, Bremsattel</b>							
2.3 V5 4motion	110	12/98→10/00		02/99→; +PR 1ZQ	2	11.8171-0008.1 990049	ATE
2.8 V6 4motion	150	03/99→05/05		1J-2W315309→; → 12/04; +PR 1LJ	2	11.8171-0008.1 990049	ATE
				05/99→; → 1J-2W315308; +PR 1LJ	2	11.8171-0008.1 990049	ATE
				05/99→ 12/04; +PR 1LN / 1ZD / 1ZE / 1ZH	2	11.8171-0008.1 990049	ATE
				05/99→ 12/04; +PR 1ZQ	2	11.8171-0008.1 990049	ATE
				05/99→ 12/04; +PR 1LR / 1LS / 1ZM / 1LQ / 1ZP	2	11.8171-0008.1 990049	ATE
<b>Dichtungssatz, Bremsattel</b>							
1.4 16V	55	03/00→05/05		→ 12/04; +PR 1ZQ		11.0441-5409.2 250031	ATE
1.6	74	10/98→05/05		→ 1J-2W315308; +PR 1LJ		11.0441-5409.2 250031	ATE
1.6	75	08/00→05/05		→ 12/04; +PR 1LN / 1ZD / 1ZE / 1ZH		11.0441-5409.2 250031	ATE
1.6 16V	77	05/00→05/05		→ 12/04; +PR 1LN / 1ZD / 1ZE / 1ZH		11.0441-5409.2 250031	ATE
1.6 FSI	81	01/02→05/05		1J-2W315309→; → 12/04; +PR 1LJ		11.0441-5409.2 250031	ATE
1.8	92	10/98→05/05		→ 12/04;		11.0441-5409.2 250031	ATE
1.8 4motion	92	02/99→05/05		+PR 1LR / 1LS / 1ZM / 1LQ / 1ZP		11.0441-5409.2 250031	ATE
1.9 SDI	50	10/98→05/05					
1.9 TDI	74	09/00→05/05					
1.9 TDI 4motion	74	09/00→05/05					
2.0	85	10/98→12/13					
2.0 4motion	85	04/00→05/05					
2.3 V5	125	10/00→05/05					
2.3 V5 4motion	125	10/00→05/05					
1.8 T	110	05/00→05/05		09/00→ 12/04; +PR 1ZQ		11.0441-5409.2 250031	ATE
				09/00→ 12/04; +PR 1LR / 1LS / 1ZM / 1LQ / 1ZP		11.0441-5409.2 250031	ATE
				09/00→ 12/04; +PR 1LN / 1ZD / 1ZE / 1ZH		11.0441-5409.2 250031	ATE
				1J-2W315309→; → 12/04; +PR 1LJ		11.0441-5409.2 250031	ATE
				09/00→; → 1J-2W315308; +PR 1LJ		11.0441-5409.2 250031	ATE
1.8 T	132	03/02→05/05		05/02→ 12/04; +PR 1LR / 1LS / 1ZM / 1LQ / 1ZP		11.0441-5409.2 250031	ATE
				05/02→; → 1J-2W315308; +PR 1LJ		11.0441-5409.2 250031	ATE
				05/02→ 12/04; +PR 1ZQ		11.0441-5409.2 250031	ATE
				1J-2W315309→; → 12/04; +PR 1LJ		11.0441-5409.2 250031	ATE
				05/02→ 12/04; +PR 1LN / 1ZD / 1ZE / 1ZH		11.0441-5409.2 250031	ATE
1.9 TDI	66	10/98→05/05		→ 06/01; +PR 1ZQ		11.0441-5409.2 250031	ATE
				→ 1J-2W315308; +PR 1LJ		11.0441-5409.2 250031	ATE
				→ 06/01; +PR 1LN / 1ZD / 1ZE / 1ZH		11.0441-5409.2 250031	ATE
				→ 06/01; +PR 1LR / 1LS / 1ZM / 1LQ / 1ZP		11.0441-5409.2 250031	ATE
				1J-2W315309→; → 06/01; +PR 1LJ		11.0441-5409.2 250031	ATE
1.9 TDI 1.9 TDI 4motion 2.3 V5	81 85 110	10/98→06/01 02/99→06/01 10/98→10/00		→ 1J-2W315308; +PR 1LJ		11.0441-5409.2 250031	ATE
				1J-2W315309→; +PR 1LJ		11.0441-5409.2 250031	ATE
				+PR 1LR / 1LS / 1ZM / 1LQ / 1ZP		11.0441-5409.2 250031	ATE
				+PR 1LN / 1ZD / 1ZE / 1ZH		11.0441-5409.2 250031	ATE
			+PR 1ZQ		11.0441-5409.2 250031	ATE	
1.9 TDI 1.9 TDI 4motion	85 66	12/98→01/02 11/98→04/02		02/99→; → 1J-2W315308; +PR 1LJ		11.0441-5409.2 250031	ATE
				02/99→ 06/01; +PR 1LN / 1ZD / 1ZE / 1ZH		11.0441-5409.2 250031	ATE
				02/99→ 06/01; +PR 1ZQ		11.0441-5409.2 250031	ATE
				1J-2W315309→; → 06/01; +PR 1LJ		11.0441-5409.2 250031	ATE
				02/99→ 06/01; +PR 1LR / 1LS / 1ZM / 1LQ / 1ZP		11.0441-5409.2 250031	ATE
1.9 TDI 1.9 TDI 4motion	96 96	11/00→05/05 11/00→05/05		04/01→ 12/04; +PR 1LN / 1ZD / 1ZE / 1ZH		11.0441-5409.2 250031	ATE
				04/01→; → 1J-2W315308; +PR 1LJ		11.0441-5409.2 250031	ATE
				04/01→ 12/04; +PR 1LR / 1LS / 1ZM / 1LQ / 1ZP		11.0441-5409.2 250031	ATE
				1J-2W315309→; → 12/04; +PR 1LJ		11.0441-5409.2 250031	ATE
				04/01→ 12/04; +PR 1ZQ		11.0441-5409.2 250031	ATE
1.9 TDI 1.9 TDI 4motion	110 110	05/00→05/05 05/00→05/05		10/00→ 12/04; +PR 1LN / 1ZD / 1ZE / 1ZH		11.0441-5409.2 250031	ATE
				10/00→ 12/04; +PR 1ZQ		11.0441-5409.2 250031	ATE
				10/00→ 12/04; +PR 1LR / 1LS / 1ZM / 1LQ / 1ZP		11.0441-5409.2 250031	ATE
				1J-2W315309→; → 12/04; +PR 1LJ		11.0441-5409.2 250031	ATE
				10/00→; → 1J-2W315308; +PR 1LJ		11.0441-5409.2 250031	ATE
↓							

	kw			 	! #		
<b>VW - BORA (1J2) 10/98→12/13</b>							
<b>Dichtungssatz, Bremsattel</b>							
2.3 V5 4motion	110	12/98→10/00		1J-2W315309→; +PR 1LJ		11.0441-5409.2 250031	ATE
				02/99→; +PR 1ZQ		11.0441-5409.2 250031	ATE
				02/99→; +PR 1LR / 1LS / 1ZM / 1LQ / 1ZP		11.0441-5409.2 250031	ATE
				02/99→; +PR 1LN / 1ZD / 1ZE / 1ZH		11.0441-5409.2 250031	ATE
				02/99→; → 1J-2W315308; +PR 1LJ		11.0441-5409.2 250031	ATE
2.8 V6 4motion	150	03/99→05/05		05/99→; → 1J-2W315308; +PR 1LJ		11.0441-5409.2 250031	ATE
				05/99→ 12/04; +PR 1LN / 1ZD / 1ZE / 1ZH		11.0441-5409.2 250031	ATE
				1J-2W315309→; → 12/04; +PR 1LJ		11.0441-5409.2 250031	ATE
				05/99→ 12/04; +PR 1LR / 1LS / 1ZM / 1LQ / 1ZP		11.0441-5409.2 250031	ATE
			05/99→ 12/04; +PR 1ZQ		11.0441-5409.2 250031	ATE	
<b>Bremsschlauch</b>							
1.4 16V	55	03/00→05/05	←	→ 12/04	2	24.5143-0439.3 331411	L= 439
1.6	74	10/98→05/05	→	□ / am Bremsattel; → 12/04		24.1253-0010.3 331066	L= 233 mit Rohrleitung
1.6	75	08/00→05/05	→	□ / am Bremsattel; → 12/04		24.1253-0020.3 331067	L= 233 mit Rohrleitung
1.6 16V	77	05/00→05/05	→	□ / am Bremsattel; → 12/04		24.1253-0020.3 331067	L= 233 mit Rohrleitung
1.6 FSI	81	01/02→05/05	→	→ 12/04	2	83.7858-0140.3 330837	L= 140
1.8	92	10/98→05/05	→	→ 12/04	2	83.7858-0140.3 330837	L= 140
1.9 SDI	50	10/98→05/05	→	→ 12/04	2	83.7858-0140.3 330837	L= 140
1.9 TDI	74	09/00→05/05	→	→ 12/04	2	83.7858-0140.3 330837	L= 140
2.0	85	10/98→12/13	→	→ 12/04	2	83.7858-0140.3 330837	L= 140
2.3 V5	125	10/00→05/05	→	→ 12/04	2	83.7858-0140.3 330837	L= 140
1.8 4motion	92	02/99→05/05	←	→ 08/00	2	24.5143-0439.3 331411	L= 439
2.0 4motion	85	04/00→05/05	←	09/00→ 12/04	2	24.5143-0569.3 331398	L= 569
			→	→ 12/04	2	83.7858-0140.3 330837	L= 140
1.8 T	110	05/00→05/05	←	09/00→ 12/04	2	24.5143-0439.3 331411	L= 439
			→	□ / am Bremsattel; 09/00→ 12/04		24.1253-0010.3 331066	L= 233 mit Rohrleitung
			→	□ / am Bremsattel; 09/00→ 12/04		24.1253-0020.3 331067	L= 233 mit Rohrleitung
			→	09/00→ 12/04	2	83.7858-0140.3 330837	L= 140
1.8 T	132	03/02→05/05	←	05/02→ 12/04	2	24.5143-0439.3 331411	L= 439
			→	□ / am Bremsattel; 05/02→ 12/04		24.1253-0010.3 331066	L= 233 mit Rohrleitung
			→	□ / am Bremsattel; 05/02→ 12/04		24.1253-0020.3 331067	L= 233 mit Rohrleitung
			→	05/02→ 12/04	2	83.7858-0140.3 330837	L= 140
1.9 TDI	66	10/98→05/05	←	→ 06/01	2	24.5143-0439.3 331411	L= 439
			→	□ / am Bremsattel; → 06/01		24.1253-0010.3 331066	L= 233 mit Rohrleitung
			→	□ / am Bremsattel; → 06/01		24.1253-0020.3 331067	L= 233 mit Rohrleitung
			→	→ 06/01	2	83.7858-0140.3 330837	L= 140
1.9 TDI	81	10/98→06/01	←		2	24.5143-0439.3 331411	L= 439
2.3 V5	110	10/98→10/00	→	□ / am Bremsattel		24.1253-0010.3 331066	L= 233 mit Rohrleitung
			→	□ / am Bremsattel		24.1253-0020.3 331067	L= 233 mit Rohrleitung
			→		2	83.7858-0140.3 330837	L= 140
1.9 TDI	85	12/98→01/02	←	02/99→ 06/01	2	24.5143-0439.3 331411	L= 439
			→	□ / am Bremsattel; 02/99→ 06/01		24.1253-0010.3 331066	L= 233 mit Rohrleitung
			→	□ / am Bremsattel; 02/99→ 06/01		24.1253-0020.3 331067	L= 233 mit Rohrleitung
			→	02/99→ 06/01	2	83.7858-0140.3 330837	L= 140
1.9 TDI	96	11/00→05/05	←	04/01→ 12/04	2	24.5143-0439.3 331411	L= 439
			→	□ / am Bremsattel; 04/01→ 12/04		24.1253-0010.3 331066	L= 233 mit Rohrleitung
			→	□ / am Bremsattel; 04/01→ 12/04		24.1253-0020.3 331067	L= 233 mit Rohrleitung
			→	04/01→ 12/04	2	83.7858-0140.3 330837	L= 140
1.9 TDI	110	05/00→05/05	←	10/00→ 12/04	2	24.5143-0439.3 331411	L= 439
			→	□ / am Bremsattel; 10/00→ 12/04		24.1253-0010.3 331066	L= 233 mit Rohrleitung
			→	□ / am Bremsattel; 10/00→ 12/04		24.1253-0020.3 331067	L= 233 mit Rohrleitung
			→	10/00→ 12/04	2	83.7858-0140.3 330837	L= 140
1.9 TDI 4motion	66	11/98→04/02	←	02/99→ 08/00	2	24.5143-0439.3 331411	L= 439
			←	09/00→ 06/01	2	24.5143-0569.3 331398	L= 569
			→	02/99→ 06/01	2	83.7858-0140.3 330837	L= 140
↓							

	kw			 	! #			
<b>VW - BORA (1J2) 10/98→12/13</b>								
<b>Bremsschlauch</b>								
1.9 TDI 4motion 2.3 V5 4motion	74 125	09/00→05/05 10/00→05/05	← → 12/04 → → 12/04		2 2	24.5143-0569.3 83.7858-0140.3	331398 330837	L= 569 L= 140
1.9 TDI 4motion	85	02/99→06/01	← → 08/00 ← 09/00→ →		2 2 2	24.5143-0439.3 24.5143-0569.3 83.7858-0140.3	331411 331398 330837	L= 439 L= 569 L= 140
1.9 TDI 4motion	96	11/00→05/05	← 04/01→ 12/04 → 04/01→ 12/04		2 2	24.5143-0569.3 83.7858-0140.3	331398 330837	L= 569 L= 140
1.9 TDI 4motion	110	05/00→05/05	← 10/00→ 12/04 → 10/00→ 12/04		2 2	24.5143-0569.3 83.7858-0140.3	331398 330837	L= 569 L= 140
2.3 V5 4motion	110	12/98→10/00	← 02/99→ 08/00 ← 09/00→ → 02/99→		2 2 2	24.5143-0439.3 24.5143-0569.3 83.7858-0140.3	331411 331398 330837	L= 439 L= 569 L= 140
2.8 V6 4motion	150	03/99→05/05	← 05/99→ 08/00 ← 09/00→ 12/04 → 05/99→ 12/04		2 2 2	24.5143-0439.3 24.5143-0569.3 83.7858-0140.3	331411 331398 330837	L= 439 L= 569 L= 140
<b>VW - BORA Variant (1J6) 05/99→05/05</b>								
<b>Bremssattel</b>								
1.4 16V 1.6 1.6 2.0 2.3 V5	55 74 75 85 125	09/01→05/05 05/99→05/05 08/00→05/05 05/99→05/05 10/00→05/05	← □; 1J-2W315309→; → 12/04; +PR 1LJ ← □; → 1J-2W315308; +PR 1LJ ← □; → 12/04; +PR 1ZQ ← □; → 1J-2W315308; +PR 1LJ ← □; 1J-2W315309→; → 12/04; +PR 1LJ ← □; → 12/04; +PR 1ZQ ← □; → 12/04; +PR 1LN / 1ZD / 1ZE / 1ZH ← □; → 12/04; +PR 1LN / 1ZD / 1ZE / 1ZH ← □; → 12/04; +PR 1LR / 1LS / 1ZM / 1LQ / 1ZP ← □; → 12/04; +PR 1LR / 1LS / 1ZM / 1LQ / 1ZP → □; → 12/04; +PR 1KU / 1KY / 2EE → □; → 12/04; +PR 1KU / 1KY / 2EE → □; → 1J-YW238580; +PR 1KP / 1KT → □; → 1J-YW238580; +PR 1KP / 1KT → □; 1J-YW238581→; → 12/04; +PR 1KE / 1KP / 1KT → □; 1J-YW238581→; → 12/04; +PR 1KE / 1KP / 1KT		11.9541-9595.2 11.9541-9595.2 11.9541-9595.2 11.9541-9596.2 11.9541-9596.2 11.9541-9596.2 24.3541-8523.5 24.3541-8524.5 24.3541-9549.5 24.3541-9550.5 24.3384-1745.5 24.3384-1746.5 24.3414-1703.5 24.3414-1704.5 24.3414-1705.5 24.3414-1706.5	220501 220501 220501 220502 220502 220502 240551 240552 241023 241024 240848 240849 240830 240831 240832 240833	ATE - Halter ATE - Halter ATE - Halter ATE - Halter ATE - Halter ATE - Halter ATE - Halter ATE - Halter ATE - Halter ATE - Halter TRW - Halter TRW - Halter TRW - Halter TRW - Halter TRW - Halter TRW - Halter	
1.6 16V 1.6 FSI 1.8 4motion 1.8 T 1.9 TDI 1.9 TDI 1.9 TDI 4motion 1.9 TDI 4motion 2.0 4motion 2.3 V5 4motion 2.8 V6 4motion	77 81 92 132 74 110 74 110 85 125 150	02/00→05/05 01/02→05/05 05/99→05/05 05/02→05/05 09/00→05/05 05/01→05/05 09/00→05/05 05/01→05/05 04/00→05/05 10/00→05/05 05/99→05/05	← □; → 1J-2W315308; +PR 1LJ ← □; 1J-2W315309→; → 12/04; +PR 1LJ ← □; → 12/04; +PR 1ZQ ← □; → 1J-2W315308; +PR 1LJ ← □; 1J-2W315309→; → 12/04; +PR 1LJ ← □; → 12/04; +PR 1ZQ ← □; → 12/04; +PR 1LN / 1ZD / 1ZE / 1ZH ← □; → 12/04; +PR 1LN / 1ZD / 1ZE / 1ZH ← □; → 12/04; +PR 1LR / 1LS / 1ZM / 1LQ / 1ZP ← □; → 12/04; +PR 1LR / 1LS / 1ZM / 1LQ / 1ZP → □; → 12/04; +PR 1KU / 1KY / 2EE → □; → 12/04; +PR 1KU / 1KY / 2EE → □; → 12/04; +PR 1KE / 1KP / 1KT → □; → 12/04; +PR 1KE / 1KP / 1KT		11.9541-9595.2 11.9541-9595.2 11.9541-9595.2 11.9541-9596.2 11.9541-9596.2 11.9541-9596.2 24.3541-8523.5 24.3541-8524.5 24.3541-9549.5 24.3541-9550.5 24.3384-1745.5 24.3384-1746.5 24.3414-1705.5 24.3414-1706.5	220501 220501 220501 220502 220502 220502 240551 240552 241023 241024 240848 240849 240832 240833	ATE - Halter ATE - Halter ATE - Halter ATE - Halter ATE - Halter ATE - Halter ATE - Halter ATE - Halter ATE - Halter ATE - Halter TRW - Halter TRW - Halter TRW - Halter TRW - Halter	
1.8 T	110	05/00→05/05	← □; 1J-2W315309→; → 12/04; +PR 1LJ ← □; 09/00→ 12/04; +PR 1ZQ			11.9541-9595.2 11.9541-9595.2	220501 220501	ATE - Halter ATE - Halter
↓								








	kw			 	! #		
<b>VW - BORA Variant (1J6) 05/99—05/05</b>							
 <b>Bremssattel</b>							
1.8 T	110	05/00→05/05	←	☐; 09/00→; → 1J-2W315308; +PR 1LJ	11.9541-9595.2	220501	ATE - Halter
			←	☐; 09/00→; → 1J-2W315308; +PR 1LJ	11.9541-9596.2	220502	ATE - Halter
			←	☐; 1J-2W315309→; → 12/04; +PR 1LJ	11.9541-9596.2	220502	ATE - Halter
			←	☐; 09/00→ 12/04; +PR 1ZQ	11.9541-9596.2	220502	ATE - Halter
			←	☐; 09/00→ 12/04; +PR 1LN / 1ZD / 1ZE / 1ZH	24.3541-8523.5	240551	ATE - Halter
			←	☐; 09/00→ 12/04; +PR 1LN / 1ZD / 1ZE / 1ZH	24.3541-8524.5	240552	ATE - Halter
			←	☐; 09/00→ 12/04; +PR 1LR / 1LS / 1ZM / 1LQ / 1ZP	24.3541-9549.5	241023	ATE - Halter
			←	☐; 09/00→ 12/04; +PR 1LR / 1LS / 1ZM / 1LQ / 1ZP	24.3541-9550.5	241024	ATE - Halter
			→	☐; 09/00→ 12/04; +PR 1KU / 1KY / 2EE	24.3384-1745.5	240848	TRW - Halter
			→	☐; 09/00→ 12/04; +PR 1KU / 1KY / 2EE	24.3384-1746.5	240849	TRW - Halter
			→	☐; 09/00→ 12/04; +PR 1KE / 1KP / 1KT	24.3414-1705.5	240832	TRW - Halter
			→	☐; 09/00→ 12/04; +PR 1KE / 1KP / 1KT	24.3414-1706.5	240833	TRW - Halter
1.9 TDI	66	07/04→05/05	←	☐; → 1J-2W315308; +PR 1LJ	11.9541-9595.2	220501	ATE - Halter
			←	☐; → 1J-2W315308; +PR 1LJ	11.9541-9596.2	220502	ATE - Halter
			←	☐; +PR 1LR / 1LS / 1ZM / 1LQ / 1ZP	24.3541-9549.5	241023	ATE - Halter
			←	☐; +PR 1LR / 1LS / 1ZM / 1LQ / 1ZP	24.3541-9550.5	241024	ATE - Halter
			→	☐; → 1J-YW238580; +PR 1KP / 1KT	24.3414-1703.5	240830	TRW - Halter
			→	☐; → 1J-YW238580; +PR 1KP / 1KT	24.3414-1704.5	240831	TRW - Halter
1.9 TDI 1.9 TDI 2.3 V5	81 85 110	05/99→06/01 05/99→06/01 05/99→10/00	←	☐; 1J-2W315309→; +PR 1LJ	11.9541-9595.2	220501	ATE - Halter
			←	☐; → 1J-2W315308; +PR 1LJ	11.9541-9595.2	220501	ATE - Halter
			←	☐; +PR 1ZQ	11.9541-9595.2	220501	ATE - Halter
			←	☐; 1J-2W315309→; +PR 1LJ	11.9541-9596.2	220502	ATE - Halter
			←	☐; → 1J-2W315308; +PR 1LJ	11.9541-9596.2	220502	ATE - Halter
			←	☐; +PR 1ZQ	11.9541-9596.2	220502	ATE - Halter
			←	☐; +PR 1LN / 1ZD / 1ZE / 1ZH	24.3541-8523.5	240551	ATE - Halter
			←	☐; +PR 1LN / 1ZD / 1ZE / 1ZH	24.3541-8524.5	240552	ATE - Halter
			←	☐; +PR 1LR / 1LS / 1ZM / 1LQ / 1ZP	24.3541-9549.5	241023	ATE - Halter
			←	☐; +PR 1LR / 1LS / 1ZM / 1LQ / 1ZP	24.3541-9550.5	241024	ATE - Halter
			→	☐; +PR 1KU / 1KY / 2EE	24.3384-1745.5	240848	TRW - Halter
			→	☐; +PR 1KU / 1KY / 2EE	24.3384-1746.5	240849	TRW - Halter
			→	☐; → 1J-YW238580; +PR 1KP / 1KT	24.3414-1703.5	240830	TRW - Halter
			→	☐; → 1J-YW238580; +PR 1KP / 1KT	24.3414-1704.5	240831	TRW - Halter
			→	☐; 1J-YW238581→; +PR 1KE / 1KP / 1KT	24.3414-1705.5	240832	TRW - Halter
			→	☐; 1J-YW238581→; +PR 1KE / 1KP / 1KT	24.3414-1706.5	240833	TRW - Halter
1.9 TDI 1.9 TDI 4motion	96 96	11/00→05/05 11/00→05/05	←	☐; 04/01→ 12/04; +PR 1ZQ	11.9541-9595.2	220501	ATE - Halter
			←	☐; 04/01→; → 1J-2W315308; +PR 1LJ	11.9541-9595.2	220501	ATE - Halter
			←	☐; 1J-2W315309→; → 12/04; +PR 1LJ	11.9541-9595.2	220501	ATE - Halter
			←	☐; 1J-2W315309→; → 12/04; +PR 1LJ	11.9541-9596.2	220502	ATE - Halter
			←	☐; 04/01→; → 1J-2W315308; +PR 1LJ	11.9541-9596.2	220502	ATE - Halter
			←	☐; 04/01→ 12/04; +PR 1ZQ	11.9541-9596.2	220502	ATE - Halter
			←	☐; 04/01→ 12/04; +PR 1LN / 1ZD / 1ZE / 1ZH	24.3541-8523.5	240551	ATE - Halter
			←	☐; 04/01→ 12/04; +PR 1LN / 1ZD / 1ZE / 1ZH	24.3541-8524.5	240552	ATE - Halter
			←	☐; 04/01→ 12/04; +PR 1LR / 1LS / 1ZM / 1LQ / 1ZP	24.3541-9549.5	241023	ATE - Halter
			←	☐; 04/01→ 12/04; +PR 1LR / 1LS / 1ZM / 1LQ / 1ZP	24.3541-9550.5	241024	ATE - Halter
			→	☐; 04/01→ 12/04; +PR 1KU / 1KY / 2EE	24.3384-1745.5	240848	TRW - Halter
			→	☐; 04/01→ 12/04; +PR 1KU / 1KY / 2EE	24.3384-1746.5	240849	TRW - Halter
			→	☐; 04/01→ 12/04; +PR 1KE / 1KP / 1KT	24.3414-1705.5	240832	TRW - Halter
			→	☐; 04/01→ 12/04; +PR 1KE / 1KP / 1KT	24.3414-1706.5	240833	TRW - Halter
↓							










	kw			 	! #		
<b>VW - BORA Variant (1J6) 05/99—05/05</b>							
 <b>Bremssattel</b>							
1.9 TDI 4motion 2.3 V5 4motion	85	05/99→06/01	←	☐; +PR 1ZQ	2	11.9541-9595.2 220501	ATE - Halter
	110	05/99→10/00	←	☐; → 1J-2W315308; +PR 1LJ	2	11.9541-9595.2 220501	ATE - Halter
			←	☐; 1J-2W315309→; +PR 1LJ	2	11.9541-9595.2 220501	ATE - Halter
			←	☐; +PR 1ZQ	2	11.9541-9596.2 220502	ATE - Halter
			←	☐; 1J-2W315309→; +PR 1LJ	2	11.9541-9596.2 220502	ATE - Halter
			←	☐; → 1J-2W315308; +PR 1LJ	2	11.9541-9596.2 220502	ATE - Halter
			←	☐; +PR 1LN / 1ZD / 1ZE / 1ZH	2	24.3541-8523.5 240551	ATE - Halter
			←	☐; +PR 1LN / 1ZD / 1ZE / 1ZH	2	24.3541-8524.5 240552	ATE - Halter
			←	☐; +PR 1LR / 1LS / 1ZM / 1LQ / 1ZP	2	24.3541-9549.5 241023	ATE - Halter
			←	☐; +PR 1LR / 1LS / 1ZM / 1LQ / 1ZP	2	24.3541-9550.5 241024	ATE - Halter
			→	☐; +PR 1KU / 1KY / 2EE	2	24.3384-1745.5 240848	TRW - Halter
			→	☐; +PR 1KU / 1KY / 2EE	2	24.3384-1746.5 240849	TRW - Halter
			→	☐; +PR 1KE / 1KP / 1KT	2	24.3414-1705.5 240832	TRW - Halter
			→	☐; +PR 1KE / 1KP / 1KT	2	24.3414-1706.5 240833	TRW - Halter
2.0 4motion	88	12/99→05/03	←	☐; 1J-2W315309→; +PR 1LJ	2	11.9541-9595.2 220501	ATE - Halter
			←	☐; 04/00→; → 1J-2W315308; +PR 1LJ	2	11.9541-9595.2 220501	ATE - Halter
			←	☐; 04/00→; +PR 1ZQ	2	11.9541-9595.2 220501	ATE - Halter
			←	☐; 1J-2W315309→; +PR 1LJ	2	11.9541-9596.2 220502	ATE - Halter
			←	☐; 04/00→; → 1J-2W315308; +PR 1LJ	2	11.9541-9596.2 220502	ATE - Halter
			←	☐; 04/00→; +PR 1ZQ	2	11.9541-9596.2 220502	ATE - Halter
			←	☐; 04/00→; +PR 1LN / 1ZD / 1ZE / 1ZH	2	24.3541-8523.5 240551	ATE - Halter
			←	☐; 04/00→; +PR 1LN / 1ZD / 1ZE / 1ZH	2	24.3541-8524.5 240552	ATE - Halter
			←	☐; 04/00→; +PR 1LR / 1LS / 1ZM / 1LQ / 1ZP	2	24.3541-9549.5 241023	ATE - Halter
			←	☐; 04/00→; +PR 1LR / 1LS / 1ZM / 1LQ / 1ZP	2	24.3541-9550.5 241024	ATE - Halter
			→	☐; 04/00→; +PR 1KU / 1KY / 2EE	2	24.3384-1745.5 240848	TRW - Halter
			→	☐; 04/00→; +PR 1KU / 1KY / 2EE	2	24.3384-1746.5 240849	TRW - Halter
			→	☐; 04/00→; +PR 1KE / 1KP / 1KT	2	24.3414-1705.5 240832	TRW - Halter
			→	☐; 04/00→; +PR 1KE / 1KP / 1KT	2	24.3414-1706.5 240833	TRW - Halter
<b>Halter, Bremssattel</b>							
1.4 16V	55	09/01→05/05	←	→ 12/04; +PR 1ZQ	2	11.0230-0451.1 260130	ATE
1.6	74	05/99→05/05	←	→ 1J-2W315308; +PR 1LJ	2	11.0230-0451.1 260130	ATE
1.6	75	08/00→05/05	←	→ 1J-2W315308; +PR 1LJ	2	11.0230-0451.1 260130	ATE
1.6 16V	77	02/00→05/05	←	1J-2W315309→; → 12/04; +PR 1LJ	2	11.0230-0451.1 260130	ATE
1.6 FSI	81	01/02→05/05	←	→ 12/04; +PR 1LJ	2	11.0230-0451.1 260130	ATE
1.8 4motion	92	05/99→05/05	←	→ 12/04; +PR 1LN / 1ZD / 1ZE / 1ZH	2	11.8170-0306.1 260102	ATE
1.8 T	132	05/02→05/05					
1.9 TDI	74	09/00→05/05					
1.9 TDI	110	05/01→05/05					
1.9 TDI 4motion	74	09/00→05/05					
1.9 TDI 4motion	110	05/01→05/05					
2.0	85	05/99→05/05					
2.0 4motion	85	04/00→05/05					
2.3 V5	125	10/00→05/05					
2.3 V5 4motion	125	10/00→05/05					
2.8 V6 4motion	150	05/99→05/05					
1.8 T	110	05/00→05/05	←	09/00→ 12/04; +PR 1ZQ	2	11.0230-0451.1 260130	ATE
			←	09/00→; → 1J-2W315308; +PR 1LJ	2	11.0230-0451.1 260130	ATE
			←	1J-2W315309→; → 12/04; +PR 1LJ	2	11.0230-0451.1 260130	ATE
			←	09/00→ 12/04; +PR 1LN / 1ZD / 1ZE / 1ZH	2	11.8170-0306.1 260102	ATE
1.9 TDI	66	07/04→05/05	←	→ 1J-2W315308; +PR 1LJ	2	11.0230-0451.1 260130	ATE
1.9 TDI	81	05/99→06/01	←	1J-2W315309→; +PR 1LJ	2	11.0230-0451.1 260130	ATE
1.9 TDI	85	05/99→06/01	←	→ 1J-2W315308; +PR 1LJ	2	11.0230-0451.1 260130	ATE
1.9 TDI 4motion	85	05/99→06/01	←	→ 1J-2W315308; +PR 1LJ	2	11.0230-0451.1 260130	ATE
2.3 V5	110	05/99→10/00	←	+PR 1ZQ	2	11.0230-0451.1 260130	ATE
2.3 V5 4motion	110	05/99→10/00	←	+PR 1LN / 1ZD / 1ZE / 1ZH	2	11.8170-0306.1 260102	ATE
1.9 TDI	96	11/00→05/05	←	04/01→ 12/04; +PR 1ZQ	2	11.0230-0451.1 260130	ATE
1.9 TDI 4motion	96	11/00→05/05	←	04/01→; → 1J-2W315308; +PR 1LJ	2	11.0230-0451.1 260130	ATE
			←	1J-2W315309→; → 12/04; +PR 1LJ	2	11.0230-0451.1 260130	ATE
↓							





	kw			 	! #		
<b>VW - BORA Variant (1J6) 05/99→05/05</b>							
<b>Halter, Bremssattel</b>							
1.9 TDI	96	11/00→05/05	←	04/01→ 12/04; +PR 1LN / 1ZD / 1ZE / 1ZH	2	11.8170-0306.1	260102 ATE
1.9 TDI 4motion	96	11/00→05/05					
2.0 4motion	88	12/99→05/03	←	04/00→; +PR 1ZQ	2	11.0230-0451.1	260130 ATE
			←	1J-2W315309→; +PR 1LJ	2	11.0230-0451.1	260130 ATE
			←	04/00→; → 1J-2W315308; +PR 1LJ	2	11.0230-0451.1	260130 ATE
			←	04/00→; +PR 1LN / 1ZD / 1ZE / 1ZH	2	11.8170-0306.1	260102 ATE
<b>Feder, Bremssattel</b>							
1.4 16V	55	09/01→05/05		→ 1J-2W315308; +PR 1LJ	2	11.8116-0143.1	390513 ATE
1.6	74	05/99→05/05		→ 12/04; +PR 1ZQ	2	11.8116-0143.1	390513 ATE
1.6	75	08/00→05/05					
1.6 16V	77	02/00→05/05		→ 12/04; +PR 1LN / 1ZD / 1ZE / 1ZH	2	11.8116-0143.1	390513 ATE
1.6 FSI	81	01/02→05/05					
1.8 4motion	92	05/99→05/05		1J-2W315309→; → 12/04; +PR 1LJ	2	11.8116-0143.1	390513 ATE
1.8 T	132	05/02→05/05					
1.9 TDI	74	09/00→05/05					
1.9 TDI	110	05/01→05/05					
1.9 TDI 4motion	74	09/00→05/05					
1.9 TDI 4motion	110	05/01→05/05					
2.0	85	05/99→05/05					
2.0 4motion	85	04/00→05/05					
2.3 V5	125	10/00→05/05					
2.3 V5 4motion	125	10/00→05/05					
2.8 V6 4motion	150	05/99→05/05					
1.8 T	110	05/00→05/05		1J-2W315309→; → 12/04; +PR 1LJ	2	11.8116-0143.1	390513 ATE
				09/00→; → 1J-2W315308; +PR 1LJ	2	11.8116-0143.1	390513 ATE
				09/00→ 12/04; +PR 1LN / 1ZD / 1ZE / 1ZH	2	11.8116-0143.1	390513 ATE
				09/00→ 12/04; +PR 1ZQ	2	11.8116-0143.1	390513 ATE
1.9 TDI	66	07/04→05/05		→ 1J-2W315308; +PR 1LJ	2	11.8116-0143.1	390513 ATE
1.9 TDI	81	05/99→06/01		→ 1J-2W315308; +PR 1LJ	2	11.8116-0143.1	390513 ATE
1.9 TDI	85	05/99→06/01		+PR 1ZQ	2	11.8116-0143.1	390513 ATE
1.9 TDI 4motion	85	05/99→06/01					
2.3 V5	110	05/99→10/00		+PR 1LN / 1ZD / 1ZE / 1ZH	2	11.8116-0143.1	390513 ATE
2.3 V5 4motion	110	05/99→10/00		1J-2W315309→; +PR 1LJ	2	11.8116-0143.1	390513 ATE
1.9 TDI	96	11/00→05/05		1J-2W315309→; → 12/04; +PR 1LJ	2	11.8116-0143.1	390513 ATE
1.9 TDI 4motion	96	11/00→05/05		04/01→; → 1J-2W315308; +PR 1LJ	2	11.8116-0143.1	390513 ATE
				04/01→ 12/04; +PR 1ZQ	2	11.8116-0143.1	390513 ATE
				04/01→ 12/04; +PR 1LN / 1ZD / 1ZE / 1ZH	2	11.8116-0143.1	390513 ATE
2.0 4motion	88	12/99→05/03		04/00→; +PR 1ZQ	2	11.8116-0143.1	390513 ATE
				1J-2W315309→; +PR 1LJ	2	11.8116-0143.1	390513 ATE
				04/00→; +PR 1LN / 1ZD / 1ZE / 1ZH	2	11.8116-0143.1	390513 ATE
				04/00→; → 1J-2W315308; +PR 1LJ	2	11.8116-0143.1	390513 ATE
<b>Führungshülzensatz, Bremssattel</b>							
1.4 16V	55	09/01→05/05	←	→ 1J-2W315308; +PR 1LJ		11.0101-5409.2	260035 ATE
1.6	74	05/99→05/05					
1.6	75	08/00→05/05	←	→ 12/04; +PR 1ZQ		11.0101-5409.2	260035 ATE
1.6 16V	77	02/00→05/05	←	1J-2W315309→; → 12/04; +PR 1LJ		11.0101-5409.2	260035 ATE
1.6 FSI	81	01/02→05/05					
1.8 4motion	92	05/99→05/05	←	→ 12/04; +PR 1LN / 1ZD / 1ZE / 1ZH		11.0101-5409.2	260035 ATE
1.8 T	132	05/02→05/05					
1.9 TDI	74	09/00→05/05	←	→ 12/04; +PR 1LR / 1LS / 1ZM / 1LQ / 1ZP		11.0101-5409.2	260035 ATE
1.9 TDI	110	05/01→05/05					
1.9 TDI 4motion	74	09/00→05/05					
1.9 TDI 4motion	110	05/01→05/05					
2.0	85	05/99→05/05					
2.0 4motion	85	04/00→05/05					
2.3 V5	125	10/00→05/05					
2.3 V5 4motion	125	10/00→05/05					
2.8 V6 4motion	150	05/99→05/05					
1.8 T	110	05/00→05/05	←	09/00→; → 1J-2W315308; +PR 1LJ		11.0101-5409.2	260035 ATE
			←	09/00→ 12/04; +PR 1LN / 1ZD / 1ZE / 1ZH		11.0101-5409.2	260035 ATE
			←	1J-2W315309→; → 12/04; +PR 1LJ		11.0101-5409.2	260035 ATE
			←	09/00→ 12/04; +PR 1ZQ		11.0101-5409.2	260035 ATE
			←	09/00→ 12/04; +PR 1LR / 1LS / 1ZM / 1LQ / 1ZP		11.0101-5409.2	260035 ATE
1.9 TDI	66	07/04→05/05	←	→ 1J-2W315308; +PR 1LJ		11.0101-5409.2	260035 ATE
1.9 TDI	81	05/99→06/01	←	→ 1J-2W315308; +PR 1LJ		11.0101-5409.2	260035 ATE
1.9 TDI	85	05/99→06/01					
↓							

	kw			 	! #		
<b>VW - BORA Variant (1J6) 05/99→05/05</b>							
<b>Führungshülzensatz, Bremsattel</b>							
1.9 TDI 4motion	85	05/99→06/01	←	1J-2W315309→; +PR 1LJ		11.0101-5409.2 260035	ATE
2.3 V5	110	05/99→10/00	←	+PR 1LR / 1LS / 1ZM / 1LQ / 1ZP		11.0101-5409.2 260035	ATE
2.3 V5 4motion	110	05/99→10/00	←	+PR 1LN / 1ZD / 1ZE / 1ZH		11.0101-5409.2 260035	ATE
			←	+PR 1ZQ		11.0101-5409.2 260035	ATE
1.9 TDI	96	11/00→05/05	←	04/01→; → 1J-2W315308; +PR 1LJ		11.0101-5409.2 260035	ATE
1.9 TDI 4motion	96	11/00→05/05	←	04/01→ 12/04; +PR 1ZQ		11.0101-5409.2 260035	ATE
			←	1J-2W315309→; → 12/04; +PR 1LJ		11.0101-5409.2 260035	ATE
			←	04/01→ 12/04; +PR 1LR / 1LS / 1ZM / 1LQ / 1ZP		11.0101-5409.2 260035	ATE
			←	04/01→ 12/04; +PR 1LN / 1ZD / 1ZE / 1ZH		11.0101-5409.2 260035	ATE
2.0 4motion	88	12/99→05/03	←	04/00→; +PR 1LR / 1LS / 1ZM / 1LQ / 1ZP		11.0101-5409.2 260035	ATE
			←	1J-2W315309→; +PR 1LJ		11.0101-5409.2 260035	ATE
			←	04/00→; +PR 1ZQ		11.0101-5409.2 260035	ATE
			←	04/00→; +PR 1LN / 1ZD / 1ZE / 1ZH		11.0101-5409.2 260035	ATE
			←	04/00→; → 1J-2W315308; +PR 1LJ		11.0101-5409.2 260035	ATE
<b>Führungsbolzen, Bremsattel</b>							
1.4 16V	55	09/01→05/05		→ 1J-2W315308; +PR 1LJ	2	11.8171-0008.1 990049	ATE
1.6	74	05/99→05/05		→ 12/04; +PR 1ZQ	2	11.8171-0008.1 990049	ATE
1.6	75	08/00→05/05					
1.6 16V	77	02/00→05/05		1J-2W315309→; → 12/04; +PR 1LJ	2	11.8171-0008.1 990049	ATE
1.6 FSI	81	01/02→05/05		→ 12/04;	2	11.8171-0008.1 990049	ATE
1.8 4motion	92	05/99→05/05		+PR 1LR / 1LS / 1ZM / 1LQ / 1ZP			
1.8 T	132	05/02→05/05		→ 12/04; +PR 1LN / 1ZD / 1ZE / 1ZH	2	11.8171-0008.1 990049	ATE
1.9 TDI	74	09/00→05/05					
1.9 TDI	110	05/01→05/05					
1.9 TDI 4motion	74	09/00→05/05					
1.9 TDI 4motion	110	05/01→05/05					
2.0	85	05/99→05/05					
2.0 4motion	85	04/00→05/05					
2.3 V5	125	10/00→05/05					
2.3 V5 4motion	125	10/00→05/05					
2.8 V6 4motion	150	05/99→05/05					
1.8 T	110	05/00→05/05		1J-2W315309→; → 12/04; +PR 1LJ	2	11.8171-0008.1 990049	ATE
				09/00→; → 1J-2W315308; +PR 1LJ	2	11.8171-0008.1 990049	ATE
				09/00→ 12/04; +PR 1ZQ	2	11.8171-0008.1 990049	ATE
				09/00→ 12/04; +PR 1LN / 1ZD / 1ZE / 1ZH	2	11.8171-0008.1 990049	ATE
				09/00→ 12/04; +PR 1LR / 1LS / 1ZM / 1LQ / 1ZP	2	11.8171-0008.1 990049	ATE
1.9 TDI	66	07/04→05/05		→ 1J-2W315308; +PR 1LJ	2	11.8171-0008.1 990049	ATE
1.9 TDI	81	05/99→06/01		1J-2W315309→; +PR 1LJ	2	11.8171-0008.1 990049	ATE
1.9 TDI	85	05/99→06/01		+PR 1ZQ	2	11.8171-0008.1 990049	ATE
1.9 TDI 4motion	85	05/99→06/01					
2.3 V5	110	05/99→10/00		→ 1J-2W315308; +PR 1LJ	2	11.8171-0008.1 990049	ATE
2.3 V5 4motion	110	05/99→10/00		+PR 1LN / 1ZD / 1ZE / 1ZH	2	11.8171-0008.1 990049	ATE
				+PR 1LR / 1LS / 1ZM / 1LQ / 1ZP	2	11.8171-0008.1 990049	ATE
1.9 TDI	96	11/00→05/05		1J-2W315309→; → 12/04; +PR 1LJ	2	11.8171-0008.1 990049	ATE
1.9 TDI 4motion	96	11/00→05/05		04/01→; → 1J-2W315308; +PR 1LJ	2	11.8171-0008.1 990049	ATE
				04/01→ 12/04; +PR 1LR / 1LS / 1ZM / 1LQ / 1ZP	2	11.8171-0008.1 990049	ATE
				04/01→ 12/04; +PR 1ZQ	2	11.8171-0008.1 990049	ATE
				04/01→ 12/04; +PR 1LN / 1ZD / 1ZE / 1ZH	2	11.8171-0008.1 990049	ATE
2.0 4motion	88	12/99→05/03		04/00→; → 1J-2W315308; +PR 1LJ	2	11.8171-0008.1 990049	ATE
				1J-2W315309→; +PR 1LJ	2	11.8171-0008.1 990049	ATE
				04/00→; +PR 1ZQ	2	11.8171-0008.1 990049	ATE
				04/00→; +PR 1LN / 1ZD / 1ZE / 1ZH	2	11.8171-0008.1 990049	ATE
				04/00→; +PR 1LR / 1LS / 1ZM / 1LQ / 1ZP	2	11.8171-0008.1 990049	ATE
<b>Dichtungssatz, Bremsattel</b>							
1.4 16V	55	09/01→05/05		→ 12/04; +PR 1ZQ		11.0441-5409.2 250031	ATE
1.6	74	05/99→05/05					
1.6	75	08/00→05/05		→ 1J-2W315308; +PR 1LJ		11.0441-5409.2 250031	ATE
1.6 16V	77	02/00→05/05		→ 12/04;		11.0441-5409.2 250031	ATE
1.6 FSI	81	01/02→05/05		+PR 1LR / 1LS / 1ZM / 1LQ / 1ZP			
1.8 4motion	92	05/99→05/05					
↓							

**VW - BORA Variant (1J6) 05/99→05/05**












**Dichtungssatz, Bremssattel**








1.8 T	132	05/02→05/05		1J-2W315309→; → 12/04; +PR 1LJ	11.0441-5409.2	250031	ATE
1.9 TDI	74	09/00→05/05		→ 12/04; +PR 1LN / 1ZD / 1ZE / 1ZH	11.0441-5409.2	250031	ATE
1.9 TDI	110	05/01→05/05					
1.9 TDI 4motion	74	09/00→05/05					
1.9 TDI 4motion	110	05/01→05/05					
2.0	85	05/99→05/05					
2.0 4motion	85	04/00→05/05					
2.3 V5	125	10/00→05/05					
2.3 V5 4motion	125	10/00→05/05					
2.8 V6 4motion	150	05/99→05/05					
1.8 T	110	05/00→05/05		09/00→ 12/04; +PR 1ZQ	11.0441-5409.2	250031	ATE
				09/00→ 12/04; +PR 1LR / 1LS / 1ZM / 1LQ / 1ZP	11.0441-5409.2	250031	ATE
				09/00→ 12/04; +PR 1LN / 1ZD / 1ZE / 1ZH	11.0441-5409.2	250031	ATE
				1J-2W315309→; → 12/04; +PR 1LJ	11.0441-5409.2	250031	ATE
				09/00→; → 1J-2W315308; +PR 1LJ	11.0441-5409.2	250031	ATE
1.9 TDI	66	07/04→05/05		→ 1J-2W315308; +PR 1LJ	11.0441-5409.2	250031	ATE
1.9 TDI	81	05/99→06/01		1J-2W315309→; +PR 1LJ	11.0441-5409.2	250031	ATE
1.9 TDI	85	05/99→06/01		→ 1J-2W315308; +PR 1LJ	11.0441-5409.2	250031	ATE
1.9 TDI 4motion	85	05/99→06/01		+PR 1LR / 1LS / 1ZM / 1LQ / 1ZP	11.0441-5409.2	250031	ATE
2.3 V5	110	05/99→10/00		+PR 1LN / 1ZD / 1ZE / 1ZH	11.0441-5409.2	250031	ATE
2.3 V5 4motion	110	05/99→10/00		+PR 1ZQ	11.0441-5409.2	250031	ATE
1.9 TDI	96	11/00→05/05		04/01→ 12/04; +PR 1LN / 1ZD / 1ZE / 1ZH	11.0441-5409.2	250031	ATE
1.9 TDI 4motion	96	11/00→05/05		04/01→; → 1J-2W315308; +PR 1LJ	11.0441-5409.2	250031	ATE
				04/01→ 12/04; +PR 1ZQ	11.0441-5409.2	250031	ATE
				1J-2W315309→; → 12/04; +PR 1LJ	11.0441-5409.2	250031	ATE
				04/01→ 12/04; +PR 1LR / 1LS / 1ZM / 1LQ / 1ZP	11.0441-5409.2	250031	ATE
2.0 4motion	88	12/99→05/03		04/00→; +PR 1LR / 1LS / 1ZM / 1LQ / 1ZP	11.0441-5409.2	250031	ATE
				1J-2W315309→; +PR 1LJ	11.0441-5409.2	250031	ATE
				04/00→; +PR 1LN / 1ZD / 1ZE / 1ZH	11.0441-5409.2	250031	ATE
				04/00→; → 1J-2W315308; +PR 1LJ	11.0441-5409.2	250031	ATE
				04/00→; +PR 1ZQ	11.0441-5409.2	250031	ATE








 **Bremsschlauch**

1.4 16V	55	09/01→05/05	←	→ 12/04	2	24.5143-0439.3	331411	L= 439
1.6	74	05/99→05/05	→	□ / am Bremssattel; → 12/04		24.1253-0010.3	331066	L= 233 mit Rohrleitung
1.6	75	08/00→05/05	→	□ / am Bremssattel; → 12/04		24.1253-0020.3	331067	L= 233 mit Rohrleitung
1.6 16V	77	02/00→05/05	→	□ / am Bremssattel; → 12/04				
1.6 FSI	81	01/02→05/05	→	→ 12/04	2	83.7858-0140.3	330837	L= 140
1.8 T	132	05/02→05/05	→					
1.9 TDI	74	09/00→05/05	→					
1.9 TDI	110	05/01→05/05	→					
2.0	85	05/99→05/05	→					
2.3 V5	125	10/00→05/05	→					
1.8 4motion	92	05/99→05/05	←	→ 08/00	2	24.5143-0439.3	331411	L= 439
2.0 4motion	85	04/00→05/05	←	09/00→ 12/04	2	24.5143-0569.3	331398	L= 569
2.8 V6 4motion	150	05/99→05/05	→	→ 12/04	2	83.7858-0140.3	330837	L= 140
1.8 T	110	05/00→05/05	←	09/00→ 12/04	2	24.5143-0439.3	331411	L= 439
			→	□ / am Bremssattel; 09/00→ 12/04		24.1253-0010.3	331066	L= 233 mit Rohrleitung
			→	□ / am Bremssattel; 09/00→ 12/04		24.1253-0020.3	331067	L= 233 mit Rohrleitung
			→	09/00→ 12/04	2	83.7858-0140.3	330837	L= 140
1.9 TDI	81	05/99→06/01	←		2	24.5143-0439.3	331411	L= 439
1.9 TDI	85	05/99→06/01	→	□ / am Bremssattel		24.1253-0010.3	331066	L= 233 mit Rohrleitung
2.3 V5	110	05/99→10/00	→	□ / am Bremssattel		24.1253-0020.3	331067	L= 233 mit Rohrleitung
			→		2	83.7858-0140.3	330837	L= 140
1.9 TDI	96	11/00→05/05	←	04/01→ 12/04	2	24.5143-0439.3	331411	L= 439
			→	□ / am Bremssattel; 04/01→ 12/04		24.1253-0010.3	331066	L= 233 mit Rohrleitung
			→	□ / am Bremssattel; 04/01→ 12/04		24.1253-0020.3	331067	L= 233 mit Rohrleitung
			→	04/01→ 12/04	2	83.7858-0140.3	330837	L= 140
1.9 TDI 4motion	74	09/00→05/05	←	→ 12/04	2	24.5143-0569.3	331398	L= 569
1.9 TDI 4motion	110	05/01→05/05	→	→ 12/04	2	83.7858-0140.3	330837	L= 140
2.3 V5 4motion	125	10/00→05/05	→	→ 12/04	2	83.7858-0140.3	330837	L= 140









↓









	kW			 	! #		
<b>VW - BORA Variant (1J6) 05/99→05/05</b>							
 <b>Bremsschlauch</b>							
1.9 TDI 4motion 2.3 V5 4motion	85 110	05/99→06/01 05/99→10/00	← → 08/00 ← 09/00→ →		2	24.5143-0439.3 331411 24.5143-0569.3 331398 83.7858-0140.3 330837	L= 439 L= 569 L= 140
1.9 TDI 4motion	96	11/00→05/05	← 04/01→ 12/04 → 04/01→ 12/04		2	24.5143-0569.3 331398 83.7858-0140.3 330837	L= 569 L= 140
2.0 4motion	88	12/99→05/03	← 04/00→ 08/00 ← 09/00→ → 04/00→		2	24.5143-0439.3 331411 24.5143-0569.3 331398 83.7858-0140.3 330837	L= 439 L= 569 L= 140
<b>VW - CADDY II Großraumlimousine (9K9B) 11/95→12/04</b>							
 <b>Bremssattel</b>							
1.4 1.4 16V 1.6 1.6 1.9 D 1.9 SDI 1.9 TDI	44 55 55 55 47 47 66	11/95→06/03 08/00→01/04 11/95→05/97 06/97→09/00 11/95→01/04 11/95→01/04 10/96→01/04	← <input type="checkbox"/> ← <input type="checkbox"/>			24.3541-1609.5 240039 24.3541-1610.5 240040	TRW - Halter TRW - Halter
<b>Führungshülzensatz, Bremssattel</b>							
1.4 1.4 16V 1.6 1.6 1.9 D 1.9 SDI 1.9 TDI	44 55 55 55 47 47 66	11/95→06/03 08/00→01/04 11/95→05/97 06/97→09/00 11/95→01/04 11/95→01/04 10/96→01/04	←			11.0101-5403.2 260010	TRW
<b>Zubehörsatz, Bremssattel</b>							
1.4 1.4 16V 1.6 1.6 1.9 D 1.9 SDI 1.9 TDI	44 55 55 55 47 47 66	11/95→06/03 08/00→01/04 11/95→05/97 06/97→09/00 11/95→01/04 11/95→01/04 10/96→01/04	←			24.0101-4301.2 260047	TRW
 <b>Bremsschlauch</b>							
1.4 1.4 16V 1.6 1.6 1.9 D 1.9 SDI 1.9 TDI	44 55 55 55 47 47 66	11/95→06/03 08/00→01/04 11/95→05/97 06/97→09/00 11/95→01/04 11/95→01/04 10/96→01/04	← →		2	24.5105-0442.3 331432 83.6236-0402.3 330464	L= 442 L= 400
<b>VW - CADDY II Kasten/Großraumlimousine (9K9A) 11/95→01/04</b>							
 <b>Bremssattel</b>							
1.4 1.7 SDI 1.9 D 1.9 SDI 1.9 TDI 60 1.4 75 1.6 75 1.6	55 42 47 47 66 44 55 55	08/00→01/04 07/96→09/00 11/95→01/04 11/95→01/04 09/96→01/04 11/95→01/04 11/95→05/97 11/95→09/00	← <input type="checkbox"/> ← <input type="checkbox"/>			24.3541-1609.5 240039 24.3541-1610.5 240040	TRW - Halter TRW - Halter
<b>Führungshülzensatz, Bremssattel</b>							
1.4 1.7 SDI 1.9 D 1.9 SDI 1.9 TDI 60 1.4 75 1.6 75 1.6	55 42 47 47 66 44 55 55	08/00→01/04 07/96→09/00 11/95→01/04 11/95→01/04 09/96→01/04 11/95→01/04 11/95→05/97 11/95→09/00	←			11.0101-5403.2 260010	TRW
<b>Zubehörsatz, Bremssattel</b>							
1.4 1.7 SDI 1.9 D 1.9 SDI 1.9 TDI 60 1.4 ↓	55 42 47 47 66 44	08/00→01/04 07/96→09/00 11/95→01/04 11/95→01/04 09/96→01/04 11/95→01/04	←			24.0101-4301.2 260047	TRW








	kW					! #		
<b>VW - CADDY II Kasten/Großraumlimousine (9K9A) 11/95→01/04</b>								
<b>Zubehörsatz, Bremssattel</b>								
75 1.6	55	11/95→05/97	←				24.0101-4301.2 260047	TRW
75 1.6	55	11/95→09/00						
<b>Bremsschlauch</b>								
1.4	55	08/00→01/04	←			2	24.5105-0442.3 331432	L= 442
1.7 SDI	42	07/96→09/00						
1.9 D	47	11/95→01/04	→			2	83.6236-0402.3 330464	L= 400
1.9 SDI	47	11/95→01/04						
1.9 TDI	66	09/96→01/04						
60 1.4	44	11/95→01/04						
75 1.6	55	11/95→05/97						
75 1.6	55	11/95→09/00						
<b>VW - CADDY II Pick-up (9U7) 06/96→12/00</b>								
<b>Bremssattel</b>								
1.6	55	06/96→12/00	←	☐; 10/97→			24.3541-1737.5 240197	TRW - Halter
1.9 D	47	06/96→12/00						
			←	☐; 10/97→			24.3541-1738.5 240198	TRW - Halter
<b>Bremsschlauch</b>								
1.6	55	06/96→12/00	←	10/97→		2	24.5166-0325.3 331293	L= 325
1.9 D	47	06/96→12/00						
			→	10/97→		2	83.6236-0175.3 330710	L= 175
<b>VW - CADDY III Großraumlimousine (2KB, 2KJ, 2CB, 2CJ) 03/04→05/15</b>								
<b>Bremssattel</b>								
1.2 TSI	63	09/10→05/15	←	☐; +PR 1ZF / 1ZM			24.3541-9549.5 241023	ATE - Halter
1.2 TSI	77	09/10→05/15						
1.6 BiFuel	75	05/11→05/15	←	☐; +PR 1ZF / 1ZM			24.3541-9550.5 241024	ATE - Halter
1.6 TDI	55	08/10→05/15	←	☐; +PR 1ZE			24.3541-9553.5 241025	ATE - Halter
1.6 TDI	75	08/10→05/15						
1.9 TDI 4motion	77	05/08→08/10	←	☐; +PR 1LJ / 1ZA			24.3541-9553.5 241025	ATE - Halter
2.0 TDI 16V	103	11/10→05/15	←	☐; +PR 1LJ / 1ZA			24.3541-9554.5 241026	ATE - Halter
2.0 TDI 16V 4motion	103	11/10→05/15						
			←	☐; +PR 1ZE			24.3541-9554.5 241026	ATE - Halter
			→	☐; +PR 1ZE / 1LJ; → 2K-B-200000			24.3387-1719.5 240874	TRW - Halter
			→	☐; +PR 1ZF / 2E2			24.3387-1719.5 240874	TRW - Halter
			→	☐; +PR 1ZE / 1LJ; → 2K-B-200000			24.3387-1720.5 240875	TRW - Halter
			→	☐; +PR 1ZF / 2E2			24.3387-1720.5 240875	TRW - Halter
1.4	55	03/04→05/06	←	☐; +PR 1ZF / 1ZM			24.3541-9549.5 241023	ATE - Halter
			←	☐; +PR 1ZF / 1ZM			24.3541-9550.5 241024	ATE - Halter
			←	☐; +PR 1ZE			24.3541-9553.5 241025	ATE - Halter
			←	☐; +PR 1LJ / 1ZA			24.3541-9553.5 241025	ATE - Halter
			←	☐; +PR 1LJ / 1ZA			24.3541-9554.5 241026	ATE - Halter
			←	☐; +PR 1ZE			24.3541-9554.5 241026	ATE - Halter
			→	☐			24.3417-1701.5 240836	TRW - Halter
			→	☐			24.3417-1702.5 240837	TRW - Halter
1.4	59	05/06→08/10	←	☐; +PR 1ZF / 1ZM			24.3541-9549.5 241023	ATE - Halter
1.6	75	04/04→05/15						
1.9 TDI	55	09/05→08/10	←	☐; +PR 1ZF / 1ZM			24.3541-9550.5 241024	ATE - Halter
1.9 TDI	77	04/04→08/10	←	☐; +PR 1ZE			24.3541-9553.5 241025	ATE - Halter
2.0 EcoFuel	80	04/06→05/15						
2.0 SDI	51	03/04→08/10	←	☐; +PR 1LJ / 1ZA			24.3541-9553.5 241025	ATE - Halter
2.0 TDI	103	09/07→08/10	←	☐; +PR 1LJ / 1ZA			24.3541-9554.5 241026	ATE - Halter
			←	☐; +PR 1ZE			24.3541-9554.5 241026	ATE - Halter
			→	☐; 12/07→; +PR 1ZE / 1LJ; → 2K-B-200000			24.3387-1719.5 240874	TRW - Halter
			→	☐; 12/07→; +PR 1ZF / 2E2			24.3387-1719.5 240874	TRW - Halter
			→	☐; 12/07→; +PR 1ZE / 1LJ; → 2K-B-200000			24.3387-1720.5 240875	TRW - Halter
			→	☐; 12/07→; +PR 1ZF / 2E2			24.3387-1720.5 240875	TRW - Halter
			→	☐; → 11/07			24.3417-1701.5 240836	TRW - Halter
			→	☐; → 11/07			24.3417-1702.5 240837	TRW - Halter
2.0 TDI	81	08/10→05/15	←	☐; 10/10→; +PR 1ZF / 1ZM			24.3541-9549.5 241023	ATE - Halter
2.0 TDI 4motion	81	08/10→05/15	←	☐; 10/10→; +PR 1ZF / 1ZM			24.3541-9550.5 241024	ATE - Halter
			←	☐; 10/10→; +PR 1ZE			24.3541-9553.5 241025	ATE - Halter

	kW			 	! #			
<b>VW - CADDY III Großraumlimousine (2KB, 2KJ, 2CB, 2CJ) 03/04→05/15</b>								
<b>Bremssattel</b>								
2.0 TDI	81	08/10→05/15	←	☐; 10/10→; +PR 1LJ / 1ZA		24.3541-9553.5	241025	ATE - Halter
2.0 TDI 4motion	81	08/10→05/15	←	☐; 10/10→; +PR 1ZE		24.3541-9554.5	241026	ATE - Halter
			←	☐; 10/10→; +PR 1LJ / 1ZA		24.3541-9554.5	241026	ATE - Halter
			→	☐; 10/10→; +PR 1ZF / 2E2		24.3387-1719.5	240874	TRW - Halter
			→	☐; 10/10→; +PR 1ZE / 1LJ; → 2K-B-200000		24.3387-1719.5	240874	TRW - Halter
			→	☐; 10/10→; +PR 1ZE / 1LJ; → 2K-B-200000		24.3387-1720.5	240875	TRW - Halter
			→	☐; 10/10→; +PR 1ZF / 2E2		24.3387-1720.5	240875	TRW - Halter
2.0 TDI	125	05/12→05/15	←	☐; +PR 1ZF / 1ZM		24.3541-9549.5	241023	ATE - Halter
			←	☐; +PR 1ZF / 1ZM		24.3541-9550.5	241024	ATE - Halter
			←	☐; +PR 1ZE		24.3541-9553.5	241025	ATE - Halter
			←	☐; +PR 1LJ / 1ZA		24.3541-9553.5	241025	ATE - Halter
			←	☐; +PR 1LJ / 1ZA		24.3541-9554.5	241026	ATE - Halter
			←	☐; +PR 1ZE		24.3541-9554.5	241026	ATE - Halter
			→	☐; +PR 1ZF / 2E2		24.3387-1719.5	240874	TRW - Halter
			→	☐; +PR 1ZF / 2E2		24.3387-1720.5	240875	TRW - Halter
<b>Halter, Bremssattel</b>								
1.2 TSI	63	09/10→05/15	←	+PR 1ZF / 1ZM		11.0230-0131.1	260129	ATE
1.2 TSI	77	09/10→05/15	←	+PR 1LJ / 1ZA		11.0230-0131.1	260129	ATE
1.4	55	03/04→05/06	←	+PR 1LJ / 1ZA		11.0230-0131.1	260129	ATE
1.4	59	05/06→08/10						
1.6	75	04/04→05/15						
1.6 BiFuel	75	05/11→05/15						
1.6 TDI	55	08/10→05/15						
1.6 TDI	75	08/10→05/15						
1.9 TDI	55	09/05→08/10						
1.9 TDI	77	04/04→08/10						
1.9 TDI 4motion	77	05/08→08/10						
2.0 EcoFuel	80	04/06→05/15						
2.0 SDI	51	03/04→08/10						
2.0 TDI	103	09/07→08/10						
2.0 TDI	125	05/12→05/15						
2.0 TDI 16V	103	11/10→05/15						
2.0 TDI 16V 4motion	103	11/10→05/15						
2.0 TDI	81	08/10→05/15	←	10/10→; +PR 1LJ / 1ZA		11.0230-0131.1	260129	ATE
2.0 TDI 4motion	81	08/10→05/15	←	10/10→; +PR 1ZF / 1ZM		11.0230-0131.1	260129	ATE
<b>Feder, Bremssattel</b>								
1.2 TSI	63	09/10→05/15	←	+PR 1LJ / 1ZA	2	11.8116-0351.1	390538	ATE
1.2 TSI	77	09/10→05/15	←	+PR 1ZE	2	11.8116-0351.1	390538	ATE
1.4	55	03/04→05/06	←	+PR 1ZE	2	11.8116-0351.1	390538	ATE
1.4	59	05/06→08/10						
1.6	75	04/04→05/15						
1.6 BiFuel	75	05/11→05/15						
1.6 TDI	55	08/10→05/15						
1.6 TDI	75	08/10→05/15						
1.9 TDI	55	09/05→08/10						
1.9 TDI	77	04/04→08/10						
1.9 TDI 4motion	77	05/08→08/10						
2.0 EcoFuel	80	04/06→05/15						
2.0 SDI	51	03/04→08/10						
2.0 TDI	103	09/07→08/10						
2.0 TDI	125	05/12→05/15						
2.0 TDI 16V	103	11/10→05/15						
2.0 TDI 16V 4motion	103	11/10→05/15						
2.0 TDI	81	08/10→05/15	←	10/10→; +PR 1ZE	2	11.8116-0351.1	390538	ATE
2.0 TDI 4motion	81	08/10→05/15	←	10/10→; +PR 1LJ / 1ZA	2	11.8116-0351.1	390538	ATE
<b>Führungshülensatz, Bremssattel</b>								
1.2 TSI	63	09/10→05/15	←	+PR 1ZE		11.0101-5409.2	260035	ATE
1.2 TSI	77	09/10→05/15	←	+PR 1ZF / 1ZM		11.0101-5409.2	260035	ATE
1.4	55	03/04→05/06	←	+PR 1ZF / 1ZM		11.0101-5409.2	260035	ATE
1.4	59	05/06→08/10	←	+PR 1LJ / 1ZA		11.0101-5409.2	260035	ATE
1.6	75	04/04→05/15						
1.6 BiFuel	75	05/11→05/15						
1.6 TDI	55	08/10→05/15						
1.6 TDI	75	08/10→05/15						
1.9 TDI	55	09/05→08/10						
1.9 TDI	77	04/04→08/10						
1.9 TDI 4motion	77	05/08→08/10						
↓								



	kW			 	! #		
<b>VW - CADDY III Großraumlimousine (2KB, 2KJ, 2CB, 2CJ) 03/04→05/15</b>							
<b>Führungshülzensatz, Bremsattel</b>							
2.0 EcoFuel	80	04/06→05/15	←	+PR 1ZE		11.0101-5409.2 260035	ATE
2.0 SDI	51	03/04→08/10	←	+PR 1ZF / 1ZM		11.0101-5409.2 260035	ATE
2.0 TDI	103	09/07→08/10	←				
2.0 TDI	125	05/12→05/15	←	+PR 1LJ / 1ZA		11.0101-5409.2 260035	ATE
2.0 TDI 16V	103	11/10→05/15	←				
2.0 TDI 16V 4motion	103	11/10→05/15	←				
2.0 TDI	81	08/10→05/15	←	10/10→; +PR 1ZE		11.0101-5409.2 260035	ATE
2.0 TDI 4motion	81	08/10→05/15	←	10/10→; +PR 1LJ / 1ZA		11.0101-5409.2 260035	ATE
			←	10/10→; +PR 1ZF / 1ZM		11.0101-5409.2 260035	ATE
<b>Führungsbolzen, Bremsattel</b>							
1.2 TSI	63	09/10→05/15		+PR 1ZE	2	11.8171-0008.1 990049	ATE
1.2 TSI	77	09/10→05/15					
1.4	55	03/04→05/06		+PR 1LJ / 1ZA	2	11.8171-0008.1 990049	ATE
1.4	59	05/06→08/10					
1.6	75	04/04→05/15					
1.6 BiFuel	75	05/11→05/15					
1.6 TDI	55	08/10→05/15					
1.6 TDI	75	08/10→05/15					
1.9 TDI	55	09/05→08/10					
1.9 TDI	77	04/04→08/10					
1.9 TDI 4motion	77	05/08→08/10					
2.0 EcoFuel	80	04/06→05/15					
2.0 SDI	51	03/04→08/10					
2.0 TDI	103	09/07→08/10					
2.0 TDI	125	05/12→05/15					
2.0 TDI 16V	103	11/10→05/15					
2.0 TDI 16V 4motion	103	11/10→05/15					
2.0 TDI	81	08/10→05/15		10/10→; +PR 1ZE	2	11.8171-0008.1 990049	ATE
2.0 TDI 4motion	81	08/10→05/15		10/10→; +PR 1LJ / 1ZA	2	11.8171-0008.1 990049	ATE
<b> Bremsschlauch</b>							
1.2 TSI	63	09/10→05/15	←		2	24.5143-0564.3 331433	L= 563
1.2 TSI	77	09/10→05/15	←				
1.6 BiFuel	75	05/11→05/15	→	+PR 0E2; für Fahrzeuge mit verstärktem Fahrwerk	2	24.5289-0425.3 331388	L= 425
1.6 TDI	55	08/10→05/15	→	+PR 0E2; für Fahrzeuge ohne verstärktes Fahrwerk	2	24.5289-0432.3 331377	L= 432
1.6 TDI	75	08/10→05/15	→	+PR 0E1; für Fahrzeuge ohne verstärktes Fahrwerk	2	24.5289-0490.3 331389	L= 490
2.0 TDI	125	05/12→05/15	→	+PR 0E1; für Fahrzeuge mit verstärktem Fahrwerk; nicht für kalte Klimazonen	2	24.5289-0495.3 331457	L= 495
2.0 TDI 16V	103	11/10→05/15	→				
1.4	55	03/04→05/06	←		2	24.5143-0564.3 331433	L= 563
			→	+PR 0E2	2	24.5289-0432.3 331377	L= 432
			→	+PR 0E1; für Fahrzeuge ohne verstärktes Fahrwerk	2	24.5289-0490.3 331389	L= 490
			→	+PR 0E1; für Fahrzeuge mit verstärktem Fahrwerk; nicht für kalte Klimazonen	2	24.5289-0495.3 331457	L= 495
1.4	59	05/06→08/10	←		2	24.5143-0564.3 331433	L= 563
1.6	75	04/04→05/15	←				
1.9 TDI	55	09/05→08/10	→	11/09→; +PR 0E2; für Fahrzeuge mit verstärktem Fahrwerk	2	24.5289-0425.3 331388	L= 425
1.9 TDI	77	04/04→08/10	→				
2.0 EcoFuel	80	04/06→05/15	→	+PR 0E2; → 10/09	2	24.5289-0432.3 331377	L= 432
2.0 SDI	51	03/04→08/10	→	11/09→; +PR 0E2; für Fahrzeuge ohne verstärktes Fahrwerk	2	24.5289-0432.3 331377	L= 432
2.0 TDI	103	09/07→08/10	→	+PR 0E1; für Fahrzeuge ohne verstärktes Fahrwerk	2	24.5289-0490.3 331389	L= 490
			→	+PR 0E1; für Fahrzeuge mit verstärktem Fahrwerk; nicht für kalte Klimazonen	2	24.5289-0495.3 331457	L= 495
1.9 TDI 4motion	77	05/08→08/10	←		2	24.5143-0564.3 331433	L= 563
2.0 TDI 16V 4motion	103	11/10→05/15	←				
2.0 TDI	81	08/10→05/15	←	10/10→	2	24.5143-0564.3 331433	L= 563
			→	10/10→; +PR 0E1; für Fahrzeuge ohne verstärktes Fahrwerk	2	24.5289-0490.3 331389	L= 490
			→	10/10→; +PR 0E1; für Fahrzeuge mit verstärktem Fahrwerk; nicht für kalte Klimazonen	2	24.5289-0495.3 331457	L= 495
2.0 TDI 4motion	81	08/10→05/15	←	10/10→	2	24.5143-0564.3 331433	L= 563

	kw			 	! #		
<b>VW - CADDY III Kasten/Großraumlimousine (2KA, 2KH, 2CA, 2CH) 03/04→05/15</b>							
<b> Bremssattel</b>							
1.2 TSI	63	09/10→05/15	←	☐; +PR 1ZF / 1ZM		24.3541-9549.5 241023	ATE - Halter
1.2 TSI	77	09/10→05/15	←	☐; +PR 1ZF / 1ZM		24.3541-9550.5 241024	ATE - Halter
1.6 BiFuel	75	05/11→05/15	←	☐; +PR 1ZF / 1ZM		24.3541-9553.5 241025	ATE - Halter
1.6 TDI	55	08/10→05/15	←	☐; +PR 1ZE		24.3541-9553.5 241025	ATE - Halter
1.6 TDI	75	08/10→05/15	←	☐; +PR 1ZE		24.3541-9553.5 241025	ATE - Halter
1.9 TDI 4motion	77	11/08→08/10	←	☐; +PR 1LJ / 1ZA		24.3541-9553.5 241025	ATE - Halter
2.0 TDI	62	11/10→05/15	←	☐; +PR 1LJ / 1ZA		24.3541-9554.5 241026	ATE - Halter
2.0 TDI 16V	103	11/10→05/15	←	☐; +PR 1LJ / 1ZA		24.3541-9554.5 241026	ATE - Halter
2.0 TDI 16V 4motion	103	11/10→05/15	←	☐; +PR 1ZE		24.3541-9554.5 241026	ATE - Halter
2.0 TDI 4motion	62	12/10→05/15	→	☐; +PR 1ZE / 1LJ; → 2K-B-200000		24.3387-1719.5 240874	TRW - Halter
			→	☐; +PR 1ZF / 2E2		24.3387-1719.5 240874	TRW - Halter
			→	☐; +PR 1ZE / 1LJ; → 2K-B-200000		24.3387-1720.5 240875	TRW - Halter
			→	☐; +PR 1ZF / 2E2		24.3387-1720.5 240875	TRW - Halter
1.4	55	03/04→05/06	←	☐; +PR 1ZF / 1ZM		24.3541-9549.5 241023	ATE - Halter
			←	☐; +PR 1ZF / 1ZM		24.3541-9550.5 241024	ATE - Halter
			←	☐; +PR 1ZE		24.3541-9553.5 241025	ATE - Halter
			←	☐; +PR 1LJ / 1ZA		24.3541-9553.5 241025	ATE - Halter
			←	☐; +PR 1LJ / 1ZA		24.3541-9554.5 241026	ATE - Halter
			←	☐; +PR 1ZE		24.3541-9554.5 241026	ATE - Halter
			→	☐		24.3417-1701.5 240836	TRW - Halter
			→	☐		24.3417-1702.5 240837	TRW - Halter
1.4	59	05/06→08/10	←	☐; +PR 1ZF / 1ZM		24.3541-9549.5 241023	ATE - Halter
1.6	75	04/04→05/15	←	☐; +PR 1ZF / 1ZM		24.3541-9550.5 241024	ATE - Halter
1.9 TDI	55	09/05→08/10	←	☐; +PR 1ZF / 1ZM		24.3541-9550.5 241024	ATE - Halter
1.9 TDI	77	04/04→08/10	←	☐; +PR 1ZE		24.3541-9553.5 241025	ATE - Halter
2.0 EcoFuel	80	04/06→05/15	←	☐; +PR 1LJ / 1ZA		24.3541-9553.5 241025	ATE - Halter
2.0 SDI	51	03/04→08/10	←	☐; +PR 1LJ / 1ZA		24.3541-9554.5 241026	ATE - Halter
2.0 TDI	103	09/07→08/10	←	☐; +PR 1LJ / 1ZA		24.3541-9554.5 241026	ATE - Halter
			←	☐; +PR 1ZE		24.3541-9554.5 241026	ATE - Halter
			→	☐; 12/07→; +PR 1ZE / 1LJ; → 2K-B-200000		24.3387-1719.5 240874	TRW - Halter
			→	☐; 12/07→; +PR 1ZF / 2E2		24.3387-1719.5 240874	TRW - Halter
			→	☐; 12/07→; +PR 1ZE / 1LJ; → 2K-B-200000		24.3387-1720.5 240875	TRW - Halter
			→	☐; 12/07→; +PR 1ZF / 2E2		24.3387-1720.5 240875	TRW - Halter
			→	☐; → 11/07		24.3417-1701.5 240836	TRW - Halter
			→	☐; → 11/07		24.3417-1702.5 240837	TRW - Halter
2.0 TDI	81	08/10→05/15	←	☐; 10/10→; +PR 1ZF / 1ZM		24.3541-9549.5 241023	ATE - Halter
2.0 TDI 4motion	81	08/10→05/15	←	☐; 10/10→; +PR 1ZF / 1ZM		24.3541-9550.5 241024	ATE - Halter
			←	☐; 10/10→; +PR 1ZE		24.3541-9553.5 241025	ATE - Halter
			←	☐; 10/10→; +PR 1LJ / 1ZA		24.3541-9553.5 241025	ATE - Halter
			←	☐; 10/10→; +PR 1ZE		24.3541-9554.5 241026	ATE - Halter
			←	☐; 10/10→; +PR 1LJ / 1ZA		24.3541-9554.5 241026	ATE - Halter
			→	☐; 10/10→; +PR 1ZF / 2E2		24.3387-1719.5 240874	TRW - Halter
			→	☐; 10/10→; +PR 1ZE / 1LJ; → 2K-B-200000		24.3387-1719.5 240874	TRW - Halter
			→	☐; 10/10→; +PR 1ZE / 1LJ; → 2K-B-200000		24.3387-1720.5 240875	TRW - Halter
			→	☐; 10/10→; +PR 1ZF / 2E2		24.3387-1720.5 240875	TRW - Halter
2.0 TDI	125	05/12→05/15	←	☐; +PR 1ZF / 1ZM		24.3541-9549.5 241023	ATE - Halter
			←	☐; +PR 1ZF / 1ZM		24.3541-9550.5 241024	ATE - Halter
			←	☐; +PR 1ZE		24.3541-9553.5 241025	ATE - Halter
			←	☐; +PR 1LJ / 1ZA		24.3541-9553.5 241025	ATE - Halter
			←	☐; +PR 1LJ / 1ZA		24.3541-9554.5 241026	ATE - Halter
			←	☐; +PR 1ZE		24.3541-9554.5 241026	ATE - Halter
			→	☐; +PR 1ZF / 2E2		24.3387-1719.5 240874	TRW - Halter
			→	☐; +PR 1ZF / 2E2		24.3387-1720.5 240875	TRW - Halter
<b>Halter, Bremssattel</b>							
1.2 TSI	63	09/10→05/15	←	+PR 1ZF / 1ZM		11.0230-0131.1 260129	ATE
1.2 TSI	77	09/10→05/15	←				
↓							

	kW			 	! #		
<b>VW - CADDY III Kasten/Großraumlimousine (2KA, 2KH, 2CA, 2CH) 03/04→05/15</b>							
<b>Halter, Bremssattel</b>							
1.4	55	03/04→05/06	←	+PR 1LJ / 1ZA		11.0230-0131.1	260129 ATE
1.4	59	05/06→08/10					
1.6	75	04/04→05/15					
1.6 BiFuel	75	05/11→05/15					
1.6 TDI	55	08/10→05/15					
1.6 TDI	75	08/10→05/15					
1.9 TDI	55	09/05→08/10					
1.9 TDI	77	04/04→08/10					
1.9 TDI 4motion	77	11/08→08/10					
2.0 EcoFuel	80	04/06→05/15					
2.0 SDI	51	03/04→08/10					
2.0 TDI	62	11/10→05/15					
2.0 TDI	103	09/07→08/10					
2.0 TDI	125	05/12→05/15					
2.0 TDI 16V	103	11/10→05/15					
2.0 TDI 16V 4motion	103	11/10→05/15					
2.0 TDI 4motion	62	12/10→05/15					
2.0 TDI	81	08/10→05/15	←	10/10→; +PR 1LJ / 1ZA		11.0230-0131.1	260129 ATE
2.0 TDI 4motion	81	08/10→05/15	←	10/10→; +PR 1ZF / 1ZM		11.0230-0131.1	260129 ATE
<b>Feder, Bremssattel</b>							
1.2 TSI	63	09/10→05/15	←	+PR 1LJ / 1ZA	2	11.8116-0351.1	390538 ATE
1.2 TSI	77	09/10→05/15					
1.4	55	03/04→05/06	←	+PR 1ZE	2	11.8116-0351.1	390538 ATE
1.4	59	05/06→08/10					
1.6	75	04/04→05/15					
1.6 BiFuel	75	05/11→05/15					
1.6 TDI	55	08/10→05/15					
1.6 TDI	75	08/10→05/15					
1.9 TDI	55	09/05→08/10					
1.9 TDI	77	04/04→08/10					
1.9 TDI 4motion	77	11/08→08/10					
2.0 EcoFuel	80	04/06→05/15					
2.0 SDI	51	03/04→08/10					
2.0 TDI	62	11/10→05/15					
2.0 TDI	103	09/07→08/10					
2.0 TDI	125	05/12→05/15					
2.0 TDI 16V	103	11/10→05/15					
2.0 TDI 16V 4motion	103	11/10→05/15					
2.0 TDI 4motion	62	12/10→05/15					
2.0 TDI	81	08/10→05/15	←	10/10→; +PR 1ZE	2	11.8116-0351.1	390538 ATE
2.0 TDI 4motion	81	08/10→05/15	←	10/10→; +PR 1LJ / 1ZA	2	11.8116-0351.1	390538 ATE
<b>Führungshülzensatz, Bremssattel</b>							
1.2 TSI	63	09/10→05/15	←	+PR 1ZE		11.0101-5409.2	260035 ATE
1.2 TSI	77	09/10→05/15					
1.4	55	03/04→05/06	←	+PR 1ZF / 1ZM		11.0101-5409.2	260035 ATE
1.4	59	05/06→08/10					
1.6	75	04/04→05/15	←	+PR 1LJ / 1ZA		11.0101-5409.2	260035 ATE
1.6 BiFuel	75	05/11→05/15					
1.6 TDI	55	08/10→05/15					
1.6 TDI	75	08/10→05/15					
1.9 TDI	55	09/05→08/10					
1.9 TDI	77	04/04→08/10					
1.9 TDI 4motion	77	11/08→08/10					
2.0 EcoFuel	80	04/06→05/15					
2.0 SDI	51	03/04→08/10					
2.0 TDI	62	11/10→05/15					
2.0 TDI	103	09/07→08/10					
2.0 TDI	125	05/12→05/15					
2.0 TDI 16V	103	11/10→05/15					
2.0 TDI 16V 4motion	103	11/10→05/15					
2.0 TDI 4motion	62	12/10→05/15					
2.0 TDI	81	08/10→05/15	←	10/10→; +PR 1ZE		11.0101-5409.2	260035 ATE
2.0 TDI 4motion	81	08/10→05/15	←	10/10→; +PR 1LJ / 1ZA		11.0101-5409.2	260035 ATE
			←	10/10→; +PR 1ZF / 1ZM		11.0101-5409.2	260035 ATE
<b>Führungsbolzen, Bremssattel</b>							
1.2 TSI	63	09/10→05/15		+PR 1ZE	2	11.8171-0008.1	990049 ATE
1.2 TSI	77	09/10→05/15					
1.4	55	03/04→05/06		+PR 1LJ / 1ZA	2	11.8171-0008.1	990049 ATE
1.4	59	05/06→08/10					
1.6	75	04/04→05/15					
1.6 BiFuel	75	05/11→05/15					
1.6 TDI	55	08/10→05/15					
1.6 TDI	75	08/10→05/15					
1.9 TDI	55	09/05→08/10					
1.9 TDI	77	04/04→08/10					
1.9 TDI 4motion	77	11/08→08/10					

**VW - CADDY III Kasten/Großraumlimousine (2KA, 2KH, 2CA, 2CH) 03/04→05/15**

**Führungsbolzen, Bremsattel**

2.0 EcoFuel	80	04/06→05/15		+PR 1ZE	2	11.8171-0008.1	990049	ATE
2.0 SDI	51	03/04→08/10		+PR 1LJ / 1ZA	2	11.8171-0008.1	990049	ATE
2.0 TDI	62	11/10→05/15						
2.0 TDI	103	09/07→08/10						
2.0 TDI	125	05/12→05/15						
2.0 TDI 16V	103	11/10→05/15						
2.0 TDI 16V 4motion	103	11/10→05/15						
2.0 TDI 4motion	62	12/10→05/15						
2.0 TDI	81	08/10→05/15		10/10→; +PR 1ZE	2	11.8171-0008.1	990049	ATE
2.0 TDI 4motion	81	08/10→05/15		10/10→; +PR 1LJ / 1ZA	2	11.8171-0008.1	990049	ATE

**Bremsschlauch**

1.2 TSI	63	09/10→05/15	←		2	24.5143-0564.3	331433	L= 563
1.2 TSI	77	09/10→05/15	→	+PR 0E2;	2	24.5289-0425.3	331388	L= 425
1.6 BiFuel	75	05/11→05/15	→	für Fahrzeuge mit verstärktem Fahrwerk				
1.6 TDI	55	08/10→05/15	→	+PR 0E2;	2	24.5289-0432.3	331377	L= 432
1.6 TDI	75	08/10→05/15	→	für Fahrzeuge ohne verstärktes Fahrwerk				
2.0 TDI	62	11/10→05/15	→	+PR 0E1;	2	24.5289-0490.3	331389	L= 490
2.0 TDI	125	05/12→05/15	→	für Fahrzeuge ohne verstärktes Fahrwerk				
2.0 TDI 16V	103	11/10→05/15	→	+PR 0E1;	2	24.5289-0495.3	331457	L= 495
2.0 TDI 16V 4motion	103	11/10→05/15	→	für Fahrzeuge mit verstärktem Fahrwerk; nicht für kalte Klimazonen				
1.4	55	03/04→05/06	←		2	24.5143-0564.3	331433	L= 563
			→	+PR 0E2	2	24.5289-0432.3	331377	L= 432
			→	+PR 0E1;	2	24.5289-0490.3	331389	L= 490
			→	für Fahrzeuge ohne verstärktes Fahrwerk				
			→	+PR 0E1;	2	24.5289-0495.3	331457	L= 495
			→	für Fahrzeuge mit verstärktem Fahrwerk; nicht für kalte Klimazonen				
1.4	59	05/06→08/10	←		2	24.5143-0564.3	331433	L= 563
1.6	75	04/04→05/15	→	11/09→; +PR 0E2;	2	24.5289-0425.3	331388	L= 425
1.9 TDI	55	09/05→08/10	→	für Fahrzeuge mit verstärktem Fahrwerk				
1.9 TDI	77	04/04→08/10	→	+PR 0E2; → 10/09	2	24.5289-0432.3	331377	L= 432
2.0 EcoFuel	80	04/06→05/15	→					
2.0 SDI	51	03/04→08/10	→	11/09→; +PR 0E2;	2	24.5289-0432.3	331377	L= 432
2.0 TDI	103	09/07→08/10	→	für Fahrzeuge ohne verstärktes Fahrwerk				
			→	+PR 0E1;	2	24.5289-0490.3	331389	L= 490
			→	für Fahrzeuge ohne verstärktes Fahrwerk				
			→	+PR 0E1;	2	24.5289-0495.3	331457	L= 495
			→	für Fahrzeuge mit verstärktem Fahrwerk; nicht für kalte Klimazonen				
1.9 TDI 4motion	77	11/08→08/10	←		2	24.5143-0564.3	331433	L= 563
2.0 TDI 4motion	62	12/10→05/15	←	10/10→	2	24.5143-0564.3	331433	L= 563
2.0 TDI	81	08/10→05/15	←	10/10→; +PR 0E1;	2	24.5289-0490.3	331389	L= 490
			→	für Fahrzeuge ohne verstärktes Fahrwerk				
			→	10/10→; +PR 0E1;	2	24.5289-0495.3	331457	L= 495
			→	für Fahrzeuge mit verstärktem Fahrwerk; nicht für kalte Klimazonen				
2.0 TDI 4motion	81	08/10→05/15	←	10/10→	2	24.5143-0564.3	331433	L= 563













**VW - CADDY IV Großraumlimousine (SAB, SAJ) 05/15→**















**Bremssattel**

1.0 TSI	62	11/18→	→	<input type="checkbox"/>	2	24.3384-1781.5	241257	TRW - Halter
1.0 TSI	75	11/15→	→	<input type="checkbox"/>	2	24.3384-1782.5	241258	TRW - Halter
1.2 TSI	62	06/15→	→	<input type="checkbox"/>				
1.4 TGI CNG	81	06/15→						
1.4 TSI	92	05/15→						
1.4 TSI	96	07/18→						
1.6	81	11/15→						
1.6 TDI	55	05/15→11/17						
1.6 TDI	75	05/15→						
2.0 TDI	55	05/15→						
2.0 TDI	75	05/15→						
2.0 TDI	103	05/15→						
2.0 TDI	110	05/15→						
2.0 TDI 4motion	81	05/15→05/16						
2.0 TDI 4motion	90	05/15→						
2.0 TDI 4motion	103	05/15→						
2.0 TDI 4motion	110	11/15→						
ABT e-Caddy	83	04/20→						

**Bremsschlauch**

1.0 TSI	62	11/18→	→	langer Radstand	2	24.5289-0432.3	331377	L= 432
1.0 TSI	75	11/15→						

	kW			 	! #		
<b>VW - CADDY IV Großraumlimousine (SAB, SAJ) 05/15→</b>							
 <b>Bremsschlauch</b>							
1.2 TSI	62	06/15→	➔	kurzer Radstand	2	24.5289-0500.3	331579 L= 500
1.4 TGI CNG	81	06/15→					
1.4 TSI	92	05/15→					
1.4 TSI	96	07/18→					
1.6	81	11/15→					
1.6 TDI	55	05/15→11/17					
1.6 TDI	75	05/15→					
2.0 TDI	55	05/15→					
2.0 TDI	75	05/15→					
2.0 TDI	103	05/15→					
2.0 TDI	110	05/15→					
2.0 TDI 4motion	81	05/15→05/16					
2.0 TDI 4motion	110	11/15→					
<b>VW - CADDY IV Kasten/Großraumlimousine (SAA, SAH) 05/15→</b>							
 <b>Bremssattel</b>							
1.0 TSI	75	11/15→	➔	<input type="checkbox"/>		24.3384-1781.5	241257 TRW - Halter
1.2 TSI	62	06/15→					
1.4 TGI CNG	81	06/15→	➔	<input type="checkbox"/>		24.3384-1782.5	241258 TRW - Halter
1.4 TSI	92	05/15→					
1.4 TSI	96	06/19→					
1.6	81	11/15→					
1.6 TDI	55	05/15→11/17					
1.6 TDI	75	05/15→					
2.0 TDI	55	05/15→					
2.0 TDI	75	05/15→					
2.0 TDI	103	05/15→					
2.0 TDI	110	05/15→					
2.0 TDI 4motion	55	11/15→					
2.0 TDI 4motion	81	05/15→05/16					
2.0 TDI 4motion	90	05/15→					
2.0 TDI 4motion	103	05/15→					
2.0 TDI 4motion	110	11/15→					
ABT e-Caddy	83	04/20→					
 <b>Bremsschlauch</b>							
1.0 TSI	75	11/15→	➔	langer Radstand	2	24.5289-0432.3	331377 L= 432
1.2 TSI	62	06/15→					
1.4 TGI CNG	81	06/15→	➔	kurzer Radstand	2	24.5289-0500.3	331579 L= 500
1.4 TSI	92	05/15→					
1.4 TSI	96	06/19→					
1.6	81	11/15→					
1.6 TDI	55	05/15→11/17					
1.6 TDI	75	05/15→					
2.0 TDI	55	05/15→					
2.0 TDI	75	05/15→					
2.0 TDI	103	05/15→					
2.0 TDI	110	05/15→					
2.0 TDI 4motion	55	11/15→					
2.0 TDI 4motion	81	05/15→05/16					
2.0 TDI 4motion	110	11/15→					
<b>VW - CADDY ALLTRACK Großraumlimousine (SAB) 05/15→</b>							
 <b>Bremssattel</b>							
1.0 TSI	62	11/18→	➔	<input type="checkbox"/>		24.3384-1781.5	241257 TRW - Halter
1.0 TSI	75	11/15→					
1.2 TSI	62	06/15→	➔	<input type="checkbox"/>		24.3384-1782.5	241258 TRW - Halter
1.4 TGI CNG	81	06/15→					
1.4 TSI	92	05/15→					
1.4 TSI	96	07/18→					
1.6 TDI	55	05/15→11/17					
1.6 TDI	75	05/15→					
2.0 TDI	55	05/15→					
2.0 TDI	75	05/15→					
2.0 TDI	103	05/15→					
2.0 TDI	110	05/15→					
2.0 TDI 4motion	90	05/15→					
2.0 TDI 4motion	110	11/15→					
2.0 TDI 4motion	81	05/15→05/16	➔	<input type="checkbox"/> ; 11/15→		24.3384-1781.5	241257 TRW - Halter
2.0 TDI 4motion	103	05/15→	➔	<input type="checkbox"/> ; 11/15→		24.3384-1782.5	241258 TRW - Halter
 <b>Bremsschlauch</b>							
1.0 TSI	62	11/18→	➔	langer Radstand	2	24.5289-0432.3	331377 L= 432
1.0 TSI	75	11/15→					
1.2 TSI	62	06/15→	➔	kurzer Radstand	2	24.5289-0500.3	331579 L= 500
1.4 TGI CNG	81	06/15→					
1.4 TSI	92	05/15→					
1.4 TSI	96	07/18→					
1.6 TDI	55	05/15→11/17					
↓							

	kw			 	! #							
<b>VW - CADDY ALLTRACK Großraumlimousine (SAB) 05/15→</b>												
 <b>Bremsschlauch</b>												
1.6 TDI	75	05/15→	➔	langer Radstand	2	24.5289-0432.3 331377	L= 432					
2.0 TDI	55	05/15→	➔	kurzer Radstand	2	24.5289-0500.3 331579	L= 500					
2.0 TDI	75	05/15→										
2.0 TDI	103	05/15→										
2.0 TDI	110	05/15→										
2.0 TDI 4motion	81	05/15→05/16										
2.0 TDI 4motion	103	05/15→										
2.0 TDI 4motion	110	11/15→										
<b>VW - CADDY ALLTRACK Kasten/Großraumlimousine (SAA) 05/15→</b>												
 <b>Bremssattel</b>												
1.0 TSI	75	11/15→	➔			24.3384-1781.5 241257	TRW - Halter					
1.2 TSI	62	06/15→	➔				TRW - Halter					
1.4 TGI CNG	81	06/15→										
1.4 TSI	92	05/15→										
1.4 TSI	96	06/19→										
1.6 TDI	55	05/15→11/17										
1.6 TDI	75	05/15→										
2.0 TDI	55	05/15→										
2.0 TDI	75	05/15→										
2.0 TDI	103	05/15→										
2.0 TDI	110	05/15→										
2.0 TDI 4motion	81	05/15→05/16										
2.0 TDI 4motion	90	05/15→										
2.0 TDI 4motion	103	05/15→										
2.0 TDI 4motion	110	11/15→										
 <b>Bremsschlauch</b>												
1.0 TSI	75	11/15→						➔	langer Radstand	2	24.5289-0432.3 331377	L= 432
1.2 TSI	62	06/15→						➔	kurzer Radstand	2	24.5289-0500.3 331579	L= 500
1.4 TGI CNG	81	06/15→										
1.4 TSI	92	05/15→										
1.4 TSI	96	06/19→										
1.6 TDI	55	05/15→11/17										
1.6 TDI	75	05/15→										
2.0 TDI	55	05/15→										
2.0 TDI	75	05/15→										
2.0 TDI	103	05/15→										
2.0 TDI	110	05/15→										
2.0 TDI 4motion	81	11/15→										
<b>VW - CC (358) 11/11→12/16</b>												
 <b>Bremssattel</b>												
1.4 TSI	110	05/15→12/16	←	 ; +PR 1ZM / 1ZG		24.3541-9553.5 241025	ATE - Halter					
1.4 TSI	118	11/11→12/16	←	 ; +PR 1ZM / 1ZG		24.3541-9554.5 241026	ATE - Halter					
1.4 TSI MultiFuel	118	11/11→12/16										
1.8 TSI	112	11/11→12/16										
1.8 TSI	118	11/11→12/16										
2.0 TDI	100	11/11→12/16										
2.0 TDI	103	11/11→12/16										
2.0 TDI	110	05/15→12/16										
2.0 TDI	125	11/11→12/16										
2.0 TDI	130	12/12→12/16										
2.0 TDI	135	05/15→12/16										
2.0 TDI 4motion	103	11/11→12/16										
2.0 TDI 4motion	125	11/11→01/13										
2.0 TDI 4motion	130	12/12→12/16										
2.0 TSI	155	11/11→12/16										
3.6 FSI 4motion	220	11/11→12/16										
<b>Halter, Bremssattel</b>												
1.4 TSI	110	05/15→12/16						←	+PR 1ZM / 1ZG	2	11.0230-0131.1 260129	ATE
1.4 TSI	118	11/11→12/16						←				
1.4 TSI MultiFuel	118	11/11→12/16										
1.8 TSI	112	11/11→12/16										
1.8 TSI	118	11/11→12/16										
2.0 TDI	100	11/11→12/16										
2.0 TDI	103	11/11→12/16										
2.0 TDI	110	05/15→12/16										
2.0 TDI	125	11/11→12/16										
2.0 TDI	130	12/12→12/16										
2.0 TDI	135	05/15→12/16										
2.0 TDI 4motion	103	11/11→12/16										
2.0 TDI 4motion	125	11/11→01/13										
2.0 TDI 4motion	130	12/12→12/16										
2.0 TSI	155	11/11→12/16										
3.6 FSI 4motion	220	11/11→12/16										
<b>Feder, Bremssattel</b>												
1.4 TSI	110	05/15→12/16		+PR 1ZM / 1ZG	2	11.8116-0351.1 390538	ATE					




### VW - CC (358) 11/11→12/16

#### Feder, Bremssattel

1.4 TSI	118	11/11→12/16		+PR 1ZM / 1ZG	2	11.8116-0351.1	390538	ATE
1.4 TSI MultiFuel	118	11/11→12/16						
1.8 TSI	112	11/11→12/16						
1.8 TSI	118	11/11→12/16						
2.0 TDI	100	11/11→12/16						
2.0 TDI	103	11/11→12/16						
2.0 TDI	110	05/15→12/16						
2.0 TDI	125	11/11→12/16						
2.0 TDI	130	12/12→12/16						
2.0 TDI	135	05/15→12/16						
2.0 TDI 4motion	103	11/11→12/16						
2.0 TDI 4motion	125	11/11→01/13						
2.0 TDI 4motion	130	12/12→12/16						
2.0 TSI	155	11/11→12/16						
3.6 FSI 4motion	220	11/11→12/16						



#### Führungshülzensatz, Bremssattel

1.4 TSI	110	05/15→12/16		+PR 1ZM / 1ZG	2	11.0101-5409.2	260035	ATE
1.4 TSI	118	11/11→12/16						
1.4 TSI MultiFuel	118	11/11→12/16						
1.8 TSI	112	11/11→12/16						
1.8 TSI	118	11/11→12/16						
2.0 TDI	100	11/11→12/16						
2.0 TDI	103	11/11→12/16						
2.0 TDI	110	05/15→12/16						
2.0 TDI	125	11/11→12/16						
2.0 TDI	130	12/12→12/16						
2.0 TDI	135	05/15→12/16						
2.0 TDI 4motion	103	11/11→12/16						
2.0 TDI 4motion	125	11/11→01/13						
2.0 TDI 4motion	130	12/12→12/16						
2.0 TSI	155	11/11→12/16						
3.6 FSI 4motion	220	11/11→12/16						

#### Führungsbolzen, Bremssattel







1.4 TSI	110	05/15→12/16		+PR 1ZM / 1ZG	2	11.8171-0008.1	990049	ATE
1.4 TSI	118	11/11→12/16						
1.4 TSI MultiFuel	118	11/11→12/16						
1.8 TSI	112	11/11→12/16						
1.8 TSI	118	11/11→12/16						
2.0 TDI	100	11/11→12/16						
2.0 TDI	103	11/11→12/16						
2.0 TDI	110	05/15→12/16						
2.0 TDI	125	11/11→12/16						
2.0 TDI	130	12/12→12/16						
2.0 TDI	135	05/15→12/16						
2.0 TDI 4motion	103	11/11→12/16						
2.0 TDI 4motion	125	11/11→01/13						
2.0 TDI 4motion	130	12/12→12/16						
2.0 TSI	155	11/11→12/16						
3.6 FSI 4motion	220	11/11→12/16						

#### Bremsschlauch

1.4 TSI	110	05/15→12/16		+PR 1KW	2	24.5143-0257.3	331167	L= 257
1.4 TSI	118	11/11→12/16						
1.4 TSI MultiFuel	118	11/11→12/16		+PR 2EA	2	24.5204-0233.3	331430	L= 233
1.8 TSI	112	11/11→12/16						
1.8 TSI	118	11/11→12/16						
2.0 TDI	100	11/11→12/16						
2.0 TDI	103	11/11→12/16						
2.0 TDI	110	05/15→12/16						
2.0 TDI	125	11/11→12/16						
2.0 TDI	130	12/12→12/16						
2.0 TDI	135	05/15→12/16						
2.0 TDI 4motion	103	11/11→12/16						
2.0 TDI 4motion	125	11/11→01/13						
2.0 TDI 4motion	130	12/12→12/16						
2.0 TSI	155	11/11→12/16						
3.6 FSI 4motion	220	11/11→12/16						

### VW - CORRADO (53I) 08/87→12/95

#### Bremssattel

2.0 i	85	04/93→12/95		☐; → 07/95		24.3541-1609.5	240039	TRW - Halter
				☐; → 07/95		24.3541-1610.5	240040	TRW - Halter
				☐; → 07/95		24.3384-1707.5	240171	TRW - Halter
				☐; → 07/95		24.3384-1708.5	240172	TRW - Halter
2.0 i 16V	100	08/91→12/95		☐; → 07/95		24.3541-1609.5	240039	TRW - Halter
				☐; → 07/95		24.3541-1610.5	240040	TRW - Halter
↓								

**VW - CORRADO (53I) 08/87→12/95**

**Bremssattel**

2.0 i 16V	100	08/91→12/95	➡	☐; → 50-P-009000	24.3384-1603.5	240015	TRW - Halter
			➡	☐; → 50-P-009000	24.3384-1604.5	240016	TRW - Halter
			➡	☐; 50-P-009001→; → 07/95	24.3384-1707.5	240171	TRW - Halter
			➡	☐; 50-P-009001→; → 07/95	24.3384-1708.5	240172	TRW - Halter
2.9 VR6	140	08/91→12/95	←	☐; → 07/95	24.3541-1731.5	240061	TRW - Halter
			←	☐; → 07/95	24.3541-1732.5	240062	TRW - Halter
			➡	☐; → 50-P-009000	24.3384-1603.5	240015	TRW - Halter
			➡	☐; → 50-P-009000	24.3384-1604.5	240016	TRW - Halter
			➡	☐; 50-P-009001→; → 07/95	24.3384-1707.5	240171	TRW - Halter
			➡	☐; 50-P-009001→; → 07/95	24.3384-1708.5	240172	TRW - Halter

**Führungshülzensatz, Bremssattel**

2.0 i	85	04/93→12/95	←	→ 07/95	11.0101-5403.2	260010	TRW
			➡	→ 07/95	11.0101-5403.2	260010	TRW
2.0 i 16V	100	08/91→12/95	←	→ 07/95	11.0101-5403.2	260010	TRW
			➡	50-P-009001→; → 07/95	11.0101-5403.2	260010	TRW
2.9 VR6	140	08/91→12/95	➡	50-P-009001→; → 07/95	11.0101-5403.2	260010	TRW

**Zubehörsatz, Bremssattel**

2.0 i	85	04/93→12/95	←	→ 07/95	24.0101-4301.2	260047	TRW
			➡	→ 07/95	24.0101-3601.2	260044	TRW
2.0 i 16V	100	08/91→12/95	←	→ 07/95	24.0101-4301.2	260047	TRW
			➡	50-P-009001→; → 07/95	24.0101-3601.2	260044	TRW
			➡	→ 50-P-009000	24.0101-3601.2	260044	TRW
2.9 VR6	140	08/91→12/95	➡	50-P-009001→; → 07/95	24.0101-3601.2	260044	TRW
			➡	→ 50-P-009000	24.0101-3601.2	260044	TRW

**Bremsschlauch**

2.0 i	85	04/93→12/95	←	→ 07/95	2	24.5105-0442.3	331432	L= 442
2.0 i 16V	100	08/91→12/95	➡	am Bremssattel; → 07/95	2	24.5170-0161.3	331308	L= 161
			➡	→ 07/95	2	24.5201-0164.3	331414	L= 164
2.9 VR6	140	08/91→12/95	←	→ 07/95	2	24.5105-0442.3	331432	L= 442
			➡	am Bremssattel; → 07/95	2	24.5170-0161.3	331308	L= 161
			➡	→ 07/95	2	83.7836-0135.3	330816	L= 135











**VW - CRAFTER 30-35 Bus (2E\_) 04/06→12/16**










**Bremssattel**








2.0 TDI 2.0 TDI	80 100	05/11→12/16 05/11→12/16	←	☐; 07/11→; +PR 0WC / OWL	24.3481-1789.5	240753	BRE - Halter
			←	☐; 07/11→; +PR 0WC / OWL	24.3481-1790.5	240754	BRE - Halter
			➡	☐; 07/11→; +PR 0WF	24.3481-1817.5	241169	BOS - Halter
			➡	☐; 07/11→; +PR 0WF	24.3481-1818.5	241170	BOS - Halter
			➡	☐; 07/11→; +PR 0WC / OWL	24.3511-1721.5	240920	BOS - Halter
			➡	☐; 07/11→; +PR 0WC / OWL	24.3511-1722.5	240921	BOS - Halter
2.0 TDI 2.0 TDI 2.0 TDI 2.0 TDI 4motion 2.5 TDI 2.5 TDI 2.5 TDI 2.5 TDI	84 105 120 120 65 80 100 120	11/13→12/16 10/11→12/16 07/11→12/16 11/11→12/16 04/06→07/11 04/06→05/13 04/06→05/13 04/06→07/11	←	☐; +PR 0WC / OWL	24.3481-1789.5	240753	BRE - Halter
			←	☐; +PR 0WC / OWL	24.3481-1790.5	240754	BRE - Halter
			➡	☐; +PR 0WF	24.3481-1817.5	241169	BOS - Halter
			➡	☐; +PR 0WF	24.3481-1818.5	241170	BOS - Halter
			➡	☐; +PR 0WC / OWL	24.3511-1721.5	240920	BOS - Halter
			➡	☐; +PR 0WC / OWL	24.3511-1722.5	240921	BOS - Halter
			➡	☐; +PR 0WC / OWL	24.3511-1722.5	240921	BOS - Halter
			➡	☐; +PR 0WC / OWL	24.3511-1722.5	240921	BOS - Halter







**Bremsschlauch**

2.0 TDI 2.0 TDI	80 100	05/11→12/16 05/11→12/16	←	07/11→; +PR 0WC / 0WF / OWL	2	24.5137-0385.3	331089	L= 385
			➡	07/11→; +PR 0WF	2	24.5131-0415.3	331238	L= 415
			➡	07/11→; +PR 0WC / OWL	2	24.5137-0385.3	331089	L= 385
			➡	07/11→; +PR 0WF; für Reifenabmessung: 285/65	2	24.5137-0470.3	331090	L= 470









	kw			 	! #		
<b>VW - CRAFTER 30-35 Bus (2E_) 04/06→12/16</b>							
 <b>Bremsschlauch</b>							
2.0 TDI	84	11/13→12/16	←	+PR OWC / OWF / OWL	2	24.5137-0385.3 331089	L= 385
2.0 TDI	105	10/11→12/16	→	+PR OWF	2	24.5131-0415.3 331238	L= 415
2.0 TDI	120	07/11→12/16	→	+PR OWC / OWL	2	24.5137-0385.3 331089	L= 385
2.5 TDI	65	04/06→07/11	→	+PR OWC / OWL	2	24.5137-0385.3 331089	L= 385
2.5 TDI	80	04/06→05/13	→	+PR OWF; für Reifenabmessung: 285/65	2	24.5137-0470.3 331090	L= 470
2.5 TDI	100	04/06→05/13	→	+PR OWF; für Reifenabmessung: 285/65	2	24.5137-0470.3 331090	L= 470
2.5 TDI	120	04/06→07/11	→	+PR OWF; für Reifenabmessung: 285/65	2	24.5137-0470.3 331090	L= 470
2.0 TDI 4motion	120	11/11→12/16	←	+PR OWC / OWF / OWL	2	24.5137-0385.3 331089	L= 385
<b>VW - CRAFTER 30-50 Kasten (2E_) 04/06→12/16</b>							
 <b>Bremssattel</b>							
2.0 TDI	80	05/11→12/16	←	☐; 07/11→; +PR OWC / OWL		24.3481-1789.5 240753	BRE - Halter
2.0 TDI	100	05/11→12/16	←	☐; 07/11→; +PR OWC / OWL		24.3481-1790.5 240754	BRE - Halter
			→	☐; 07/11→; +PR OWF		24.3481-1817.5 241169	BOS - Halter
			→	☐; 07/11→; +PR OWF		24.3481-1818.5 241170	BOS - Halter
			→	☐; 07/11→; +PR OWC / OWL		24.3511-1721.5 240920	BOS - Halter
			→	☐; 07/11→; +PR OWC / OWL		24.3511-1722.5 240921	BOS - Halter
2.0 TDI	84	11/13→12/16	←	☐; +PR OWC / OWL		24.3481-1789.5 240753	BRE - Halter
2.0 TDI	103	11/15→12/16	←	☐; +PR OWC / OWL		24.3481-1790.5 240754	BRE - Halter
2.0 TDI	105	10/11→12/16	←	☐; +PR OWC / OWL		24.3481-1790.5 240754	BRE - Halter
2.0 TDI	120	07/11→12/16	→	☐; +PR OWF		24.3481-1817.5 241169	BOS - Halter
2.5 TDI	65	04/06→07/11	→	☐; +PR OWF		24.3481-1818.5 241170	BOS - Halter
2.5 TDI	80	04/06→05/13	→	☐; +PR OWF		24.3481-1818.5 241170	BOS - Halter
2.5 TDI	100	04/06→05/13	→	☐; +PR OWC / OWL		24.3511-1721.5 240920	BOS - Halter
2.5 TDI	120	04/06→07/11	→	☐; +PR OWC / OWL		24.3511-1722.5 240921	BOS - Halter
2.0 TDI 4motion	120	07/11→12/16	←	☐; +PR OWC / OWL		24.3481-1789.5 240753	BRE - Halter
			←	☐; +PR OWC / OWL		24.3481-1790.5 240754	BRE - Halter
			→	☐; 11/11→; +PR OWF		24.3481-1817.5 241169	BOS - Halter
			→	☐; 11/11→; +PR OWF		24.3481-1818.5 241170	BOS - Halter
			→	☐; +PR OWC / OWL		24.3511-1721.5 240920	BOS - Halter
			→	☐; 11/11→; +PR OWC / OWL		24.3511-1722.5 240921	BOS - Halter
<b>Bremsschlauch</b>							
2.0 TDI	80	05/11→12/16	←	07/11→; +PR OWC / OWF / OWL	2	24.5137-0385.3 331089	L= 385
2.0 TDI	100	05/11→12/16	→	07/11→; +PR OWF	2	24.5131-0415.3 331238	L= 415
			→	07/11→; +PR OWC / OWL	2	24.5137-0385.3 331089	L= 385
			→	07/11→; +PR OWF; für Reifenabmessung: 285/65	2	24.5137-0470.3 331090	L= 470
2.0 TDI	84	11/13→12/16	←	+PR OWC / OWF / OWL	2	24.5137-0385.3 331089	L= 385
2.0 TDI	103	11/15→12/16	←	+PR OWF	2	24.5131-0415.3 331238	L= 415
2.0 TDI	105	10/11→12/16	←	+PR OWF	2	24.5131-0415.3 331238	L= 415
2.0 TDI	120	07/11→12/16	→	+PR OWC / OWL	2	24.5137-0385.3 331089	L= 385
2.5 TDI	65	04/06→07/11	→	+PR OWC / OWL	2	24.5137-0385.3 331089	L= 385
2.5 TDI	80	04/06→05/13	→	+PR OWF; für Reifenabmessung: 285/65	2	24.5137-0470.3 331090	L= 470
2.5 TDI	100	04/06→05/13	→	+PR OWF; für Reifenabmessung: 285/65	2	24.5137-0470.3 331090	L= 470
2.5 TDI	120	04/06→07/11	→	+PR OWF; für Reifenabmessung: 285/65	2	24.5137-0470.3 331090	L= 470
2.0 TDI 4motion	120	07/11→12/16	←	+PR OWC / OWF / OWL	2	24.5137-0385.3 331089	L= 385
<b>VW - CRAFTER 30-50 Pritsche/Fahrgestell (2F_) 04/06→12/16</b>							
 <b>Bremssattel</b>							
2.0 TDI	80	05/11→12/16	←	☐; 07/11→; +PR OWC / OWL		24.3481-1789.5 240753	BRE - Halter
2.0 TDI	100	05/11→12/16	←	☐; 07/11→; +PR OWC / OWL		24.3481-1790.5 240754	BRE - Halter
			→	☐; 07/11→; +PR OWF		24.3481-1817.5 241169	BOS - Halter
			→	☐; 07/11→; +PR OWF		24.3481-1818.5 241170	BOS - Halter
			→	☐; 07/11→; +PR OWC / OWL		24.3511-1721.5 240920	BOS - Halter
			→	☐; 07/11→; +PR OWC / OWL		24.3511-1722.5 240921	BOS - Halter
2.0 TDI	84	11/13→12/16	←	☐; +PR OWC / OWL		24.3481-1789.5 240753	BRE - Halter
2.0 TDI	103	11/15→12/16	←	☐; +PR OWC / OWL		24.3481-1790.5 240754	BRE - Halter
2.0 TDI	105	10/11→12/16	←	☐; +PR OWC / OWL		24.3481-1790.5 240754	BRE - Halter
2.0 TDI	120	07/11→12/16	→	☐; +PR OWF		24.3481-1817.5 241169	BOS - Halter
2.0 TDI 4motion	120	11/11→12/16	→	☐; +PR OWF		24.3481-1818.5 241170	BOS - Halter
2.5 TDI	65	04/06→07/11	→	☐; +PR OWF		24.3481-1818.5 241170	BOS - Halter
2.5 TDI	80	04/06→05/13	→	☐; +PR OWC / OWL		24.3511-1721.5 240920	BOS - Halter
2.5 TDI	100	04/06→05/13	→	☐; +PR OWC / OWL		24.3511-1721.5 240920	BOS - Halter
2.5 TDI	120	04/06→07/11	→	☐; +PR OWC / OWL		24.3511-1722.5 240921	BOS - Halter








	kw			 	! #			
<b>VW - CRAFTER 30-50 Pritsche/Fahrgestell (2F_) 04/06→12/16</b>								
 <b>Bremsschlauch</b>								
2.0 TDI	80	05/11→12/16	←	07/11→; +PR 0WC / 0WF / 0WL	2	24.5137-0385.3	331089	L= 385
2.0 TDI	100	05/11→12/16	→	07/11→; +PR 0WF	2	24.5131-0415.3	331238	L= 415
			→	07/11→; +PR 0WC / 0WL	2	24.5137-0385.3	331089	L= 385
			→	07/11→; +PR 0WF; für Reifenabmessung: 285/65	2	24.5137-0470.3	331090	L= 470
2.0 TDI	84	11/13→12/16	←	+PR 0WC / 0WF / 0WL	2	24.5137-0385.3	331089	L= 385
2.0 TDI	103	11/15→12/16	→	+PR 0WF	2	24.5131-0415.3	331238	L= 415
2.0 TDI	105	10/11→12/16	→	+PR 0WC / 0WL	2	24.5137-0385.3	331089	L= 385
2.0 TDI	120	07/11→12/16	→	+PR 0WF; für Reifenabmessung: 285/65	2	24.5137-0470.3	331090	L= 470
2.5 TDI	65	04/06→07/11	→	+PR 0WF; für Reifenabmessung: 285/65	2	24.5137-0470.3	331090	L= 470
2.5 TDI	80	04/06→05/13	→	+PR 0WF; für Reifenabmessung: 285/65	2	24.5137-0470.3	331090	L= 470
2.5 TDI	100	04/06→05/13	→	+PR 0WF; für Reifenabmessung: 285/65	2	24.5137-0470.3	331090	L= 470
2.5 TDI	120	04/06→07/11	→	+PR 0WF; für Reifenabmessung: 285/65	2	24.5137-0470.3	331090	L= 470
2.0 TDI 4motion	120	11/11→12/16	←	+PR 0WC / 0WF / 0WL	2	24.5137-0385.3	331089	L= 385
<b>VW - EOS (1F7, 1F8) 03/06→08/15</b>								
 <b>Bremssattel</b>								
1.4 TSI	90	11/07→08/15	←	☐; +PR 1LJ / 1ZA / 1ZD		24.3541-9553.5	241025	ATE - Halter
1.4 TSI	118	05/08→08/15	←	☐; +PR 1ZE		24.3541-9553.5	241025	ATE - Halter
1.6 FSI	85	06/06→05/08	←	☐; +PR 1ZE		24.3541-9553.5	241025	ATE - Halter
2.0 TDI	103	06/06→05/08	←	☐; +PR 1LJ / 1ZA / 1ZD		24.3541-9554.5	241026	ATE - Halter
2.0 TDI 16V	103	05/08→08/15	←	☐; +PR 1LJ / 1ZA / 1ZD		24.3541-9554.5	241026	ATE - Halter
2.0 TSI	155	11/09→08/15	←	☐; +PR 1ZE		24.3541-9554.5	241026	ATE - Halter
3.2 V6	184	06/06→05/09	←	☐; +PR 1LK		24.3576-9995.5	240962	ATE - Halter
3.6 V6	191	05/09→11/10	←	☐; +PR 1LK		24.3576-9996.5	240963	ATE - Halter
			→	☐; +PR 1KD		24.3384-1755.5	240886	TRW - Halter
			→	☐; +PR 1KD		24.3384-1756.5	240887	TRW - Halter
			→	☐; +PR 1KS		24.3384-1777.5	240988	BOS - Halter
			→	☐; +PR 1KS		24.3384-1778.5	241002	BOS - Halter
			→	☐; +PR 1KZ		24.3387-1717.5	240872	TRW - Halter
			→	☐; +PR 1KZ		24.3387-1718.5	240873	TRW - Halter
			→	☐; +PR 1KJ		24.3414-1709.5	240834	TRW - Halter
			→	☐; +PR 1KJ		24.3414-1710.5	240835	TRW - Halter
			→	☐; +PR 2EA		24.3417-1711.5	240766	TRW - Halter
			→	☐; +PR 2EA		24.3417-1712.5	240767	TRW - Halter
2.0 FSI	110	03/06→05/08	←	☐; 05/06→; +PR 1LJ / 1ZA / 1ZD		24.3541-9553.5	241025	ATE - Halter
2.0 TFSI	147	03/06→08/15	←	☐; 05/06→; +PR 1ZE		24.3541-9553.5	241025	ATE - Halter
			←	☐; 05/06→; +PR 1ZE		24.3541-9554.5	241026	ATE - Halter
			←	☐; 05/06→; +PR 1LJ / 1ZA / 1ZD		24.3541-9554.5	241026	ATE - Halter
			←	☐; 05/06→; +PR 1LK		24.3576-9995.5	240962	ATE - Halter
			←	☐; 05/06→; +PR 1LK		24.3576-9996.5	240963	ATE - Halter
			→	☐; 05/06→; +PR 1KD		24.3384-1755.5	240886	TRW - Halter
			→	☐; 05/06→; +PR 1KD		24.3384-1756.5	240887	TRW - Halter
			→	☐; 05/06→; +PR 1KS		24.3384-1777.5	240988	BOS - Halter
			→	☐; 05/06→; +PR 1KS		24.3384-1778.5	241002	BOS - Halter
			→	☐; 05/06→; +PR 1KZ		24.3387-1717.5	240872	TRW - Halter
			→	☐; 05/06→; +PR 1KZ		24.3387-1718.5	240873	TRW - Halter
			→	☐; 05/06→; +PR 1KJ		24.3414-1709.5	240834	TRW - Halter
			→	☐; 05/06→; +PR 1KJ		24.3414-1710.5	240835	TRW - Halter
			→	☐; 05/06→; +PR 2EA		24.3417-1711.5	240766	TRW - Halter
			→	☐; 05/06→; +PR 2EA		24.3417-1712.5	240767	TRW - Halter
2.0 TDI	100	11/10→08/15	←	☐; +PR 1LJ / 1ZA / 1ZD		24.3541-9553.5	241025	ATE - Halter
			←	☐; +PR 1ZE		24.3541-9553.5	241025	ATE - Halter
			←	☐; +PR 1LJ / 1ZA / 1ZD		24.3541-9554.5	241026	ATE - Halter
			←	☐; +PR 1ZE		24.3541-9554.5	241026	ATE - Halter
			←	☐		24.3576-9995.5	240962	ATE - Halter
			←	☐		24.3576-9996.5	240963	ATE - Halter
			→	☐; +PR 1KD		24.3384-1755.5	240886	TRW - Halter








	kw			 	! #			
<b>VW - EOS (1F7, 1F8) 03/06→08/15</b>								
<b>Bremssattel</b>								
2.0 TDI	100	11/10→08/15	➔	☐; +PR 1KD		24.3384-1756.5	240887	TRW - Halter
			➔	☐; +PR 1KS		24.3384-1777.5	240988	BOS - Halter
			➔	☐; +PR 1KS		24.3384-1778.5	241002	BOS - Halter
			➔	☐; +PR 1KZ		24.3387-1717.5	240872	TRW - Halter
			➔	☐; +PR 1KZ		24.3387-1718.5	240873	TRW - Halter
			➔	☐; +PR 1KJ		24.3414-1709.5	240834	TRW - Halter
			➔	☐; +PR 1KJ		24.3414-1710.5	240835	TRW - Halter
			➔	☐; +PR 2EA		24.3417-1711.5	240766	TRW - Halter
➔	☐; +PR 2EA		24.3417-1712.5	240767	TRW - Halter			
<b>Halter, Bremssattel</b>								
1.4 TSI	90	11/07→08/15	←	+PR 1LJ / 1ZA / 1ZD	2	11.0230-0131.1	260129	ATE
1.4 TSI	118	05/08→08/15						
1.6 FSI	85	06/06→05/08	←	+PR 1LK	2	11.0230-0663.1	260131	ATE
2.0 TDI	103	06/06→05/08						
2.0 TDI 16V	103	05/08→08/15						
2.0 TSI	155	11/09→08/15						
3.2 V6	184	06/06→05/09						
3.6 V6	191	05/09→11/10						
2.0 FSI	110	03/06→05/08	←	05/06→; +PR 1LJ / 1ZA / 1ZD	2	11.0230-0131.1	260129	ATE
2.0 TFSI	147	03/06→08/15	←	05/06→; +PR 1LK	2	11.0230-0663.1	260131	ATE
2.0 TDI	100	11/10→08/15	←	+PR 1LJ / 1ZA / 1ZD	2	11.0230-0131.1	260129	ATE
			←		2	11.0230-0663.1	260131	ATE
<b>Feder, Bremssattel</b>								
1.4 TSI	90	11/07→08/15	←	+PR 1LJ / 1ZA / 1ZD	2	11.8116-0351.1	390538	ATE
1.4 TSI	118	05/08→08/15						
1.6 FSI	85	06/06→05/08	←	+PR 1ZE	2	11.8116-0351.1	390538	ATE
2.0 TDI	103	06/06→05/08						
2.0 TDI 16V	103	05/08→08/15	←	+PR 1LK	2	11.8116-0410.2	390589	ATE
2.0 TSI	155	11/09→08/15						
3.2 V6	184	06/06→05/09						
3.6 V6	191	05/09→11/10						
2.0 FSI	110	03/06→05/08	←	05/06→; +PR 1LJ / 1ZA / 1ZD	2	11.8116-0351.1	390538	ATE
2.0 TFSI	147	03/06→08/15	←	05/06→; +PR 1ZE	2	11.8116-0351.1	390538	ATE
			←	05/06→; +PR 1LK	2	11.8116-0410.2	390589	ATE
2.0 TDI	100	11/10→08/15	←	+PR 1LJ / 1ZA / 1ZD	2	11.8116-0351.1	390538	ATE
			←	+PR 1ZE	2	11.8116-0351.1	390538	ATE
			←		2	11.8116-0410.2	390589	ATE
<b>Führungshülzensatz, Bremssattel</b>								
1.4 TSI	90	11/07→08/15	←	+PR 1ZE		11.0101-5409.2	260035	ATE
1.4 TSI	118	05/08→08/15						
1.6 FSI	85	06/06→05/08	←	+PR 1LK		11.0101-5409.2	260035	ATE
2.0 TDI	103	06/06→05/08						
2.0 TDI 16V	103	05/08→08/15	←	+PR 1LJ / 1ZA / 1ZD		11.0101-5409.2	260035	ATE
2.0 TSI	155	11/09→08/15						
3.2 V6	184	06/06→05/09						
3.6 V6	191	05/09→11/10						
2.0 FSI	110	03/06→05/08	←	05/06→; +PR 1ZE		11.0101-5409.2	260035	ATE
2.0 TFSI	147	03/06→08/15	←	05/06→; +PR 1LK		11.0101-5409.2	260035	ATE
			←	05/06→; +PR 1LJ / 1ZA / 1ZD		11.0101-5409.2	260035	ATE
2.0 TDI	100	11/10→08/15	←			11.0101-5409.2	260035	ATE
			←	+PR 1ZE		11.0101-5409.2	260035	ATE
			←	+PR 1LJ / 1ZA / 1ZD		11.0101-5409.2	260035	ATE
<b>Führungsbolzen, Bremssattel</b>								
1.4 TSI	90	11/07→08/15		+PR 1LJ / 1ZA / 1ZD	2	11.8171-0008.1	990049	ATE
1.4 TSI	118	05/08→08/15						
1.6 FSI	85	06/06→05/08		+PR 1ZE	2	11.8171-0008.1	990049	ATE
2.0 TDI	103	06/06→05/08		+PR 1LK	2	11.8171-0008.1	990049	ATE
2.0 TDI 16V	103	05/08→08/15						
2.0 TSI	155	11/09→08/15						
3.2 V6	184	06/06→05/09						
3.6 V6	191	05/09→11/10						
2.0 FSI	110	03/06→05/08		05/06→; +PR 1ZE	2	11.8171-0008.1	990049	ATE
2.0 TFSI	147	03/06→08/15		05/06→; +PR 1LJ / 1ZA / 1ZD	2	11.8171-0008.1	990049	ATE
↓								








	kw				! #		
<b>VW - EOS (1F7, 1F8) 03/06→08/15</b>							
<b>Führungsbolzen, Bremsattel</b>							
2.0 FSI	110	03/06→05/08		05/06→; +PR 1LK	2	11.8171-0008.1	990049 ATE
2.0 TFSI	147	03/06→08/15					
2.0 TDI	100	11/10→08/15		+PR 1LJ / 1ZA / 1ZD	2	11.8171-0008.1	990049 ATE
				+PR 1ZE	2	11.8171-0008.1	990049 ATE
					2	11.8171-0008.1	990049 ATE
<b>Zubehörsatz, Bremsattel</b>							
1.4 TSI	90	11/07→08/15	➡	+PR 1KZ		24.0101-3803.2	260101 TRW
1.4 TSI	118	05/08→08/15					
1.6 FSI	85	06/06→05/08					
2.0 TDI	100	11/10→08/15					
2.0 TDI	103	06/06→05/08					
2.0 TDI 16V	103	05/08→08/15					
2.0 TSI	155	11/09→08/15					
3.2 V6	184	06/06→05/09					
3.6 V6	191	05/09→11/10					
2.0 FSI	110	03/06→05/08	➡	05/06→; +PR 1KZ		24.0101-3803.2	260101 TRW
2.0 TFSI	147	03/06→08/15					
<b>Bremsschlauch</b>							
1.4 TSI	90	11/07→08/15	←	+PR 1LJ / 1ZD / 1ZE	2	24.5143-0564.3	331433 L= 563
1.4 TSI	118	05/08→08/15					
1.6 FSI	85	06/06→05/08	←	+PR 1LK	2	83.7849-0502.3	331125 L= 504
2.0 TDI	100	11/10→08/15	➡	☐; +PR 1KS		83.7847-0254.3	331233 L= 255
2.0 TDI	103	06/06→05/08					
2.0 TDI 16V	103	05/08→08/15	➡	☐; +PR 1KS		83.7847-0257.3	331234 L= 255
2.0 TSI	155	11/09→08/15					
3.2 V6	184	06/06→05/09	➡	+PR 1KD / 1KJ / 1KZ / 2EA	2	83.7849-0243.3	331099 L= 243
3.6 V6	191	05/09→11/10					
2.0 FSI	110	03/06→05/08	←	05/06→; +PR 1LJ / 1ZD / 1ZE	2	24.5143-0564.3	331433 L= 563
2.0 TFSI	147	03/06→08/15	←	05/06→; +PR 1LK	2	83.7849-0502.3	331125 L= 504
			➡	☐; 05/06→; +PR 1KS		83.7847-0254.3	331233 L= 255
			➡	☐; 05/06→; +PR 1KS		83.7847-0257.3	331234 L= 255
			➡	05/06→; +PR 1KD / 1KJ / 1KZ / 2EA	2	83.7849-0243.3	331099 L= 243
<b>VW - FOX Schrägheck (5Z1, 5Z3, 5Z4) 08/03→10/15</b>							
<b>Bremssattel</b>							
1.2	40	04/05→07/11	←	☐; +PR 1ZN		24.3481-1735.5	240283 ATE - Halter
1.4	55	04/05→12/09	←	☐; +PR 1ZN		24.3481-1736.5	240284 ATE - Halter
1.4 TDI	51	04/05→12/09	←	☐; +PR 1ZF		24.3541-9549.5	241023 ATE - Halter
			←	☐; +PR 1ZF		24.3541-9550.5	241024 ATE - Halter
1.2	44	09/10→12/11	←	☐; → 08/11; +PR 1ZN		24.3481-1735.5	240283 ATE - Halter
1.6	74	10/03→08/14	←	☐; → 08/11; +PR 1ZN		24.3481-1736.5	240284 ATE - Halter
			←	☐; → 08/11; +PR 1ZF		24.3541-9549.5	241023 ATE - Halter
			←	☐; → 08/11; +PR 1ZF		24.3541-9550.5	241024 ATE - Halter
<b>Führungshülzensatz, Bremsattel</b>							
1.2	40	04/05→07/11	←	+PR 1ZF		11.0101-5409.2	260035 ATE
1.4	55	04/05→12/09					
1.4 TDI	51	04/05→12/09					
1.2	44	09/10→12/11	←	→ 08/11; +PR 1ZF		11.0101-5409.2	260035 ATE
1.6	74	10/03→08/14					
<b>Bremsschlauch</b>							
1.2	40	04/05→07/11	←		2	83.6247-0522.3	330595 L= 522
1.4	55	04/05→12/09					
1.4 TDI	51	04/05→12/09	➡		2	83.7858-0140.3	330837 L= 140
1.2	44	09/10→12/11	←	→ 08/11	2	83.6247-0522.3	330595 L= 522
1.6	74	10/03→08/14	➡	→ 08/11	2	83.7858-0140.3	330837 L= 140
<b>VW - GOLF III (1H1) 10/89→07/98</b>							
<b>Bremssattel</b>							
1.4	40	11/91→08/97	←	☐; 05/96→ 09/96; + ABS; nicht für Bremssattelfarbe: rot		24.3541-1609.5	240039 TRW - Halter
1.4	44	10/91→08/97					
1.6	55	09/92→08/97	←	☐; 05/96→ 09/96; + ABS; nicht für Bremssattelfarbe: rot		24.3541-1610.5	240040 TRW - Halter
1.9 SDI	47	07/95→08/97					
1.9 TD,GTD	55	11/91→08/97					
1.6	74	07/95→08/97	←	☐; nicht für Bremssattelfarbe: rot		24.3541-1609.5	240039 TRW - Halter
↓							



















	kw			 	! #		
<b>VW - GOLF III (1H1) 10/89→07/98</b>							
<b> Bremssattel</b>							
1.6	74	07/95→08/97	←	☐; nicht für Bremssattelfarbe: rot	24.3541-1610.5	240040	TRW - Halter
			←	☐; - ABS	24.3541-1739.5	240223	TRW - Halter
			←	☐; - ABS	24.3541-1740.5	240224	TRW - Halter
			→	☐; nicht für Bremssattelfarbe: rot	24.3384-1707.5	240171	TRW - Halter
			→	☐	24.3384-1708.5	240172	TRW - Halter
1.8 1.8	55 66	11/91→08/97 11/91→08/97	←	☐; nicht für Bremssattelfarbe: rot	24.3541-1609.5	240039	TRW - Halter
			←	☐; 05/96→; + ABS; nicht für Bremssattelfarbe: rot	24.3541-1609.5	240039	TRW - Halter
			←	☐; 05/96→; + ABS; nicht für Bremssattelfarbe: rot	24.3541-1610.5	240040	TRW - Halter
			←	☐; nicht für Bremssattelfarbe: rot	24.3541-1610.5	240040	TRW - Halter
			←	☐; 1H-S-246941→; Vollautomatik; - ABS; nicht für Ausstattungsvariante: GT	24.3541-1739.5	240223	TRW - Halter
			←	☐; 1H-S-246941→; Vollautomatik; - ABS; nicht für Ausstattungsvariante: GT	24.3541-1740.5	240224	TRW - Halter
			→	☐; → 1H-P-240000	24.3384-1603.5	240015	TRW - Halter
			→	☐; → 1H-P-240000	24.3384-1604.5	240016	TRW - Halter
			→	☐; 07/95→; nicht für Bremssattelfarbe: rot	24.3384-1707.5	240171	TRW - Halter
			→	☐; 1H-P-240001→; → 06/95	24.3384-1707.5	240171	TRW - Halter
			→	☐; 1H-P-240001→; → 06/95	24.3384-1708.5	240172	TRW - Halter
			→	☐; 07/95→	24.3384-1708.5	240172	TRW - Halter
			1.8 Syncro (1HX1)	66	01/93→08/97	←	☐; 1H-S-089451→
←	☐; 1H-S-089451→	24.3541-1740.5				240224	TRW - Halter
1.9 D	47	11/91→08/97	←	☐; 1H-S-246941→; → 07/95; nicht für Bremssattelfarbe: rot	24.3541-1609.5	240039	TRW - Halter
			←	☐; 05/96→ 09/96; + ABS; nicht für Bremssattelfarbe: rot	24.3541-1609.5	240039	TRW - Halter
			←	☐; 05/96→ 09/96; + ABS; nicht für Bremssattelfarbe: rot	24.3541-1610.5	240040	TRW - Halter
			←	☐; 1H-S-246941→; → 07/95; nicht für Bremssattelfarbe: rot	24.3541-1610.5	240040	TRW - Halter
1.9 TDI	66	08/93→08/97	←	☐; 05/96→; nicht für Bremssattelfarbe: rot	24.3541-1609.5	240039	TRW - Halter
			←	☐; 05/96→; nicht für Bremssattelfarbe: rot	24.3541-1610.5	240040	TRW - Halter
			←	☐; 10/93→ 04/96	24.3541-1739.5	240223	TRW - Halter
			←	☐; 10/93→ 04/96	24.3541-1740.5	240224	TRW - Halter
1.9 TDI	81	04/96→08/97	←	☐; nicht für Bremssattelfarbe: rot	24.3541-1609.5	240039	TRW - Halter
			←	☐; nicht für Bremssattelfarbe: rot	24.3541-1610.5	240040	TRW - Halter
			→	☐; nicht für Bremssattelfarbe: rot	24.3384-1707.5	240171	TRW - Halter
			→	☐	24.3384-1708.5	240172	TRW - Halter
1.9 TDI Syncro (1HX1)	66	08/95→08/97	←	☐; 05/96→; nicht für Bremssattelfarbe: rot	24.3541-1609.5	240039	TRW - Halter
			←	☐; 05/96→; nicht für Bremssattelfarbe: rot	24.3541-1610.5	240040	TRW - Halter
			←	☐; → 04/96	24.3541-1739.5	240223	TRW - Halter
			←	☐; → 04/96	24.3541-1740.5	240224	TRW - Halter
			←	☐; → 04/96	24.3541-1731.5	240061	TRW - Halter
2.0	85	11/91→08/97	←	☐; → 04/96; nicht für Bremssattelfarbe: rot	24.3541-1732.5	240062	TRW - Halter
			←	☐; → 04/96; nicht für Bremssattelfarbe: rot	24.3541-8523.5	240551	ATE - Halter
			←	☐; 05/96→; nicht für Bremssattelfarbe: rot	24.3541-8524.5	240552	ATE - Halter
			←	☐; 05/96→; nicht für Bremssattelfarbe: rot	24.3384-1603.5	240015	TRW - Halter
			→	☐; → 1H-P-240000	24.3384-1604.5	240016	TRW - Halter
			→	☐; 1H-P-240001→; → 06/95	24.3384-1707.5	240171	TRW - Halter
			→	☐; 07/95→; nicht für Bremssattelfarbe: rot	24.3384-1707.5	240171	TRW - Halter
			→	☐; 07/95→	24.3384-1708.5	240172	TRW - Halter
			→				

	kw			 	! #		
<b>VW - GOLF III (1H1) 10/89→07/98</b>							
<b>Bremssattel</b>							
2.0	85	11/91→08/97	➡	☐; 1H-P-240001→; → 06/95		24.3384-1708.5 240172	TRW - Halter
2.0 GTI 16V	110	08/92→08/97	←	☐; → 04/96; nicht für Bremssattelfarbe: rot		24.3541-1731.5 240061	TRW - Halter
			←	☐; → 04/96; nicht für Bremssattelfarbe: rot		24.3541-1732.5 240062	TRW - Halter
			←	☐; 05/96→; nicht für Bremssattelfarbe: rot		24.3541-8523.5 240551	ATE - Halter
			←	☐; 05/96→; nicht für Bremssattelfarbe: rot		24.3541-8524.5 240552	ATE - Halter
			➡	☐		24.3384-1707.5 240171	TRW - Halter
			➡	☐		24.3384-1708.5 240172	TRW - Halter
2.0 Syncro (1HX1)	85	08/95→08/97	←	☐; nicht für Bremssattelfarbe: rot		24.3541-1609.5 240039	TRW - Halter
			←	☐; nicht für Bremssattelfarbe: rot		24.3541-1610.5 240040	TRW - Halter
2.8 VR6	128	01/92→08/97	←	☐; → 1H-S-399999; nicht für Bremssattelfarbe: rot		24.3541-1731.5 240061	TRW - Halter
			←	☐; → 1H-S-399999; nicht für Bremssattelfarbe: rot		24.3541-1732.5 240062	TRW - Halter
			←	☐; 1H-S-400001→; nicht für Bremssattelfarbe: rot		24.3541-8523.5 240551	ATE - Halter
			←	☐; 1H-S-400001→; nicht für Bremssattelfarbe: rot		24.3541-8524.5 240552	ATE - Halter
			➡	☐; → 1H-P-240000		24.3384-1603.5 240015	TRW - Halter
			➡	☐; → 1H-P-240000		24.3384-1604.5 240016	TRW - Halter
			➡	☐; 1H-P-240001→		24.3384-1707.5 240171	TRW - Halter
			➡	☐; 1H-P-240001→		24.3384-1708.5 240172	TRW - Halter
2.9 VR6 Syncro (1HX1)	140	10/94→08/97	←	☐; nicht für Bremssattelfarbe: rot		24.3541-8523.5 240551	ATE - Halter
			←	☐; nicht für Bremssattelfarbe: rot		24.3541-8524.5 240552	ATE - Halter
			➡	☐		24.3384-1707.5 240171	TRW - Halter
			➡	☐		24.3384-1708.5 240172	TRW - Halter
<b>Halter, Bremssattel</b>							
2.0	85	11/91→08/97	←	05/96→	2	11.8170-0306.1 260102	ATE
2.0 GTI 16V	110	08/92→08/97	←				
2.8 VR6	128	01/92→08/97	←	1H-S-400001→	2	11.8170-0306.1 260102	ATE
2.9 VR6 Syncro (1HX1)	140	10/94→08/97	←		2	11.8170-0306.1 260102	ATE
<b>Feder, Bremssattel</b>							
2.0	85	11/91→08/97	←	05/96→	2	11.8116-0143.1 390513	ATE
2.0 GTI 16V	110	08/92→08/97	←				
2.8 VR6	128	01/92→08/97	←	1H-S-400001→	2	11.8116-0143.1 390513	ATE
2.9 VR6 Syncro (1HX1)	140	10/94→08/97	←		2	11.8116-0143.1 390513	ATE
<b>Führungshülzensatz, Bremssattel</b>							
1.4 1.6 1.9 SDI 1.9 TD,GTD	40 55 47 55	11/91→08/97 09/92→08/97 07/95→08/97 11/91→08/97	←	1H-T-028355→; - ABS		11.0101-4801.2 260006	ATE
			←	→ 1H-T-028354		24.0102-4801.2 260085	ATE
			←			11.0101-4801.2 260006	ATE
			←	10/96→; + ABS		24.0102-4801.2 260085	ATE
			←	05/96→ 09/96; + ABS		11.0101-5403.2 260010	TRW
1.4	44	10/91→08/97	←	11/91→; → 1H-T-028354		11.0101-4801.2 260006	ATE
			←			24.0102-4801.2 260085	ATE
			←	1H-T-028355→; - ABS		11.0101-4801.2 260006	ATE
			←			24.0102-4801.2 260085	ATE
←	10/96→; + ABS		11.0101-4801.2 260006	ATE			
←	24.0102-4801.2 260085	ATE					
←	05/96→ 09/96; + ABS		11.0101-5403.2 260010	TRW			
1.6	74	07/95→08/97	←			11.0101-5403.2 260010	TRW
			←	- ABS		11.0101-5403.2 260010	TRW
			➡			11.0101-5403.2 260010	TRW
1.8 1.8 ↓	55 66	11/91→08/97 11/91→08/97	←	→ 1H-T-028354; Schaltgetriebe; nicht für Ausstattungsvariante: GT		11.0101-4801.2 260006	ATE

	kw			 	! #		
<b>VW - GOLF III (1H1) 10/89→07/98</b>							
<b>Führungshülzensatz, Bremssattel</b>							
1.8	55	11/91→08/97	←	→ 1H-S-246940; Vollautomatik;		11.0101-4801.2 260006	ATE
1.8	66	11/91→08/97	←	nicht für Ausstattungsvariante: GT		11.0101-4801.2 260006	ATE
			←	1H-T-028355→; Schaltgetriebe; - ABS;		11.0101-5403.2 260010	TRW
			←	nicht für Ausstattungsvariante: GT		11.0101-5403.2 260010	TRW
			←	1H-S-246941→; Vollautomatik; - ABS		11.0101-5403.2 260010	TRW
			←	05/96→; + ABS		11.0101-5403.2 260010	TRW
			←	1H-T-028355→; Schaltgetriebe; - ABS		24.0102-4801.2 260085	ATE
			←	→ 1H-S-246940; Vollautomatik		24.0102-4801.2 260085	ATE
			←	→ 1H-T-028354; Schaltgetriebe		24.0102-4801.2 260085	ATE
			→	07/95→		11.0101-5403.2 260010	TRW
			→	1H-P-240001→; → 06/95		11.0101-5403.2 260010	TRW
1.8 Syncro (1HX1)	66	01/93→08/97	←	→ 1H-S-089450		11.0101-4801.2 260006	ATE
			←			24.0102-4801.2 260085	ATE
			←	1H-S-089451→		11.0101-5403.2 260010	TRW
1.9 D	47	11/91→08/97	←	08/93→; → 1H-S-246940		11.0101-4801.2 260006	ATE
			←			24.0102-4801.2 260085	ATE
			←	1H-T-028355→; - ABS		11.0101-4801.2 260006	ATE
			←			24.0102-4801.2 260085	ATE
			←	10/96→; + ABS		11.0101-4801.2 260006	ATE
			←			24.0102-4801.2 260085	ATE
			←	→ 1H-T-028354		11.0101-4801.2 260006	ATE
			←			24.0102-4801.2 260085	ATE
			←	05/96→ 09/96; + ABS		11.0101-5403.2 260010	TRW
			←	1H-S-246941→; → 07/95		11.0101-5403.2 260010	TRW
1.9 TDI	66	08/93→08/97	←	10/93→ 04/96		11.0101-5403.2 260010	TRW
			←	05/96→		11.0101-5403.2 260010	TRW
1.9 TDI	81	04/96→08/97	←			11.0101-5403.2 260010	TRW
			→			11.0101-5403.2 260010	TRW
1.9 TDI Syncro (1HX1)	66	08/95→08/97	←	05/96→		11.0101-5403.2 260010	TRW
			←	→ 04/96		11.0101-5403.2 260010	TRW
2.0	85	11/91→08/97	←	05/96→		11.0101-5409.2 260035	ATE
			→	07/95→		11.0101-5403.2 260010	TRW
			→	1H-P-240001→; → 06/95		11.0101-5403.2 260010	TRW
2.0 GTI 16V	110	08/92→08/97	←	05/96→		11.0101-5409.2 260035	ATE
			→			11.0101-5403.2 260010	TRW
2.0 Syncro (1HX1)	85	08/95→08/97	←			11.0101-5403.2 260010	TRW
2.8 VR6	128	01/92→08/97	←	1H-S-400001→		11.0101-5409.2 260035	ATE
			→	1H-P-240001→		11.0101-5403.2 260010	TRW
2.9 VR6 Syncro (1HX1)	140	10/94→08/97	←			11.0101-5409.2 260035	ATE
			→			11.0101-5403.2 260010	TRW
<b>Führungsbolzen, Bremssattel</b>							
2.0	85	11/91→08/97	←	05/96→	2	11.8171-0008.1 990049	ATE
2.0 GTI 16V	110	08/92→08/97	←				
2.8 VR6	128	01/92→08/97	←	1H-S-400001→	2	11.8171-0008.1 990049	ATE
2.9 VR6 Syncro (1HX1)	140	10/94→08/97	←		2	11.8171-0008.1 990049	ATE
<b>Dichtungssatz, Bremssattel</b>							
1.4	40	11/91→08/97	←	1H-T-028355→; - ABS		11.0441-4808.2 250022	ATE
1.6	55	09/92→08/97	←				
1.9 SDI	47	07/95→08/97	←	→ 1H-T-028354		11.0441-4808.2 250022	ATE
1.9 TD,GTD	55	11/91→08/97	←	10/96→; + ABS		11.0441-4808.2 250022	ATE
1.4	44	10/91→08/97	←	11/91→; → 1H-T-028354		11.0441-4808.2 250022	ATE
			←	1H-T-028355→; - ABS		11.0441-4808.2 250022	ATE
			←	10/96→; + ABS		11.0441-4808.2 250022	ATE
1.8	55	11/91→08/97	←	1H-T-028355→; Schaltgetriebe; - ABS;		11.0441-4808.2 250022	ATE
1.8	66	11/91→08/97	←	nicht für Ausstattungsvariante: GT			
↓							










	kw			 	! #			
<b>VW - GOLF III (1H1) 10/89→07/98</b>								
<b>Dichtungssatz, Bremssattel</b>								
1.8	55	11/91→08/97	←	→ 1H-T-028354; Schaltgetriebe;		11.0441-4808.2	250022	ATE
1.8	66	11/91→08/97	←	nicht für Ausstattungsvariante: GT		11.0441-4808.2	250022	ATE
			←	→ 1H-S-246940; Vollautomatik;		11.0441-4808.2	250022	ATE
			←	nicht für Ausstattungsvariante: GT				
1.8 Syncro (1HX1)	66	01/93→08/97	←	→ 1H-S-089450		11.0441-4808.2	250022	ATE
1.9 D	47	11/91→08/97	←	1H-T-028355→; - ABS		11.0441-4808.2	250022	ATE
			←	08/93→; → 1H-S-246940		11.0441-4808.2	250022	ATE
			←	10/96→; + ABS		11.0441-4808.2	250022	ATE
			←	→ 1H-T-028354		11.0441-4808.2	250022	ATE
2.0	85	11/91→08/97	←	05/96→		11.0441-5409.2	250031	ATE
2.0 GTI 16V	110	08/92→08/97						
2.8 VR6	128	01/92→08/97	←	1H-S-400001→		11.0441-5409.2	250031	ATE
2.9 VR6 Syncro (1HX1)	140	10/94→08/97	←			11.0441-5409.2	250031	ATE
<b>Zubehörsatz, Bremssattel</b>								
1.4	40	11/91→08/97	←	05/96→ 09/96; + ABS		24.0101-4301.2	260047	TRW
1.4	44	10/91→08/97						
1.6	55	09/92→08/97						
1.9 SDI	47	07/95→08/97						
1.9 TD,GTD	55	11/91→08/97						
1.6	74	07/95→08/97	←			24.0101-4301.2	260047	TRW
1.9 TDI	81	04/96→08/97						
2.0 Syncro (1HX1)	85	08/95→08/97						
1.8	55	11/91→08/97	←			24.0101-4301.2	260047	TRW
1.8	66	11/91→08/97	←	05/96→; + ABS		24.0101-4301.2	260047	TRW
			→	→ 1H-P-240000		24.0101-3601.2	260044	TRW
			→	1H-P-240001→; → 06/95		24.0101-3601.2	260044	TRW
1.9 D	47	11/91→08/97	←	05/96→ 09/96; + ABS		24.0101-4301.2	260047	TRW
			←	1H-S-246941→; → 07/95		24.0101-4301.2	260047	TRW
1.9 TDI	66	08/93→08/97	←	05/96→		24.0101-4301.2	260047	TRW
1.9 TDI Syncro (1HX1)	66	08/95→08/97						
2.0	85	11/91→08/97	←	→ 04/96		24.0101-4301.2	260047	TRW
			→	→ 1H-P-240000		24.0101-3601.2	260044	TRW
			→	1H-P-240001→; → 06/95		24.0101-3601.2	260044	TRW
2.0 GTI 16V	110	08/92→08/97	←	→ 04/96		24.0101-4301.2	260047	TRW
			→			24.0101-3601.2	260044	TRW
2.8 VR6	128	01/92→08/97	←	→ 1H-S-399999		24.0101-4301.2	260047	TRW
			→	→ 1H-P-240000		24.0101-3601.2	260044	TRW
			→	1H-P-240001→		24.0101-3601.2	260044	TRW
2.9 VR6 Syncro (1HX1)	140	10/94→08/97	→			24.0101-3601.2	260044	TRW
<b>Bremsschlauch</b>								
1.4	40	11/91→08/97	←		2	24.5105-0442.3	331432	L= 442
1.6	55	09/92→08/97						
1.8 Syncro (1HX1)	66	01/93→08/97	→		2	83.7836-0135.3	330816	L= 135
1.9 SDI	47	07/95→08/97						
1.9 TD,GTD	55	11/91→08/97						
1.9 TDI Syncro (1HX1)	66	08/95→08/97						
2.0 Syncro (1HX1)	85	08/95→08/97						
Citystromer	20	11/94→08/97						
1.4	44	10/91→08/97	←	11/91→	2	24.5105-0442.3	331432	L= 442
			→	11/91→	2	83.7836-0135.3	330816	L= 135
1.6	74	07/95→08/97	←		2	24.5105-0442.3	331432	L= 442
1.8	55	11/91→08/97						
1.8	66	11/91→08/97	→	am Bremssattel	2	24.5170-0161.3	331308	L= 161
1.9 TDI	81	04/96→08/97	→		2	83.7836-0135.3	330816	L= 135
1.9 D	47	11/91→08/97	←	08/93→ 07/95	2	24.5105-0442.3	331432	L= 442
			←		2	24.5105-0442.3	331432	L= 442
			→	08/93→ 07/95	2	83.7836-0135.3	330816	L= 135
			→		2	83.7836-0135.3	330816	L= 135
1.9 TDI	66	08/93→08/97	←	10/93→	2	24.5105-0442.3	331432	L= 442
			→	10/93→	2	83.7836-0135.3	330816	L= 135
2.0	85	11/91→08/97	→	am Bremssattel	2	24.5170-0161.3	331308	L= 161
↓								








	kw			 	! #		
<b>VW - GOLF III (1H1) 10/89→07/98</b>							
 <b>Bremsschlauch</b>							
2.0 GTI 16V	110	08/92→08/97	➔		2	83.7836-0135.3 330816	L= 135
2.8 VR6	128	01/92→08/97	➔	→ 02/95	2	24.5105-0442.3 331432	L= 442
2.9 VR6 Syncro (1HX1)	140	10/94→08/97	➔	03/95→	2	83.6232-0465.3 330736	L= 465
			➔	am Bremssattel	2	24.5170-0161.3 331308	L= 161
			➔		2	83.7836-0135.3 330816	L= 135
<b>VW - GOLF III Cabriolet (1E7) 07/93→05/98</b>							
 <b>Bremssattel</b>							
1.6	74	10/94→02/98	➔	☐; 1E-V-000001→		24.3541-1609.5 240039	TRW - Halter
			➔	☐; 1E-V-000001→		24.3541-1610.5 240040	TRW - Halter
			➔	☐; → 1E-T-030000		24.3541-1739.5 240223	TRW - Halter
			➔	☐; → 1E-T-030000		24.3541-1740.5 240224	TRW - Halter
			➔	☐; → 1E-X-014000		24.3384-1707.5 240171	TRW - Halter
			➔	☐; → 1E-X-014000		24.3384-1708.5 240172	TRW - Halter
			➔	☐; 1E-X-014001→		24.3384-1723.5 240842	TRW - Halter
			➔	☐; 1E-X-014001→		24.3384-1724.5 240843	TRW - Halter
1.8	55	07/93→05/98	➔	☐; 09/93→		24.3541-1739.5 240223	TRW - Halter
			➔	☐; 09/93→		24.3541-1740.5 240224	TRW - Halter
			➔	☐; 04/98→; → 1E-X-014000		24.3384-1707.5 240171	TRW - Halter
			➔	☐; 04/98→; → 1E-X-014000		24.3384-1708.5 240172	TRW - Halter
			➔	☐; 1E-X-014001→		24.3384-1723.5 240842	TRW - Halter
			➔	☐; 1E-X-014001→		24.3384-1724.5 240843	TRW - Halter
1.8 2.0	66 85	07/93→05/98 07/93→05/98	➔	☐; 1E-V-000001→		24.3541-1609.5 240039	TRW - Halter
			➔	☐; 1E-V-000001→		24.3541-1610.5 240040	TRW - Halter
			➔	☐; 09/93→; → 1E-T-030000		24.3541-1739.5 240223	TRW - Halter
			➔	☐; 09/93→; → 1E-T-030000		24.3541-1740.5 240224	TRW - Halter
			➔	☐; 04/98→; → 1E-X-014000		24.3384-1707.5 240171	TRW - Halter
			➔	☐; 04/98→; → 1E-X-014000		24.3384-1708.5 240172	TRW - Halter
			➔	☐; 1E-X-014001→		24.3384-1723.5 240842	TRW - Halter
			➔	☐; 1E-X-014001→		24.3384-1724.5 240843	TRW - Halter
1.9 TDI	66	08/95→05/98	➔	☐; 1E-V-000001→		24.3541-1609.5 240039	TRW - Halter
			➔	☐; 1E-V-000001→		24.3541-1610.5 240040	TRW - Halter
			➔	☐; → 1E-T-030000		24.3541-1739.5 240223	TRW - Halter
			➔	☐; → 1E-T-030000		24.3541-1740.5 240224	TRW - Halter
			➔	☐; 04/98→; → 1E-X-014000		24.3384-1707.5 240171	TRW - Halter
			➔	☐; 04/98→; → 1E-X-014000		24.3384-1708.5 240172	TRW - Halter
			➔	☐; 1E-X-014001→		24.3384-1723.5 240842	TRW - Halter
			➔	☐; 1E-X-014001→		24.3384-1724.5 240843	TRW - Halter
1.9 TDI	81	07/96→05/98	➔	☐; 09/96→		24.3541-1609.5 240039	TRW - Halter
			➔	☐; 09/96→		24.3541-1610.5 240040	TRW - Halter
			➔	☐; 09/96→; → 1E-X-014000		24.3384-1707.5 240171	TRW - Halter
			➔	☐; 09/96→; → 1E-X-014000		24.3384-1708.5 240172	TRW - Halter
			➔	☐; 1E-X-014001→		24.3384-1723.5 240842	TRW - Halter
			➔	☐; 1E-X-014001→		24.3384-1724.5 240843	TRW - Halter
<b>Führungshülzensatz, Bremssattel</b>							
1.6	74	10/94→02/98	➔	→ 1E-T-030000		11.0101-5403.2 260010	TRW
			➔	1E-V-000001→		11.0101-5403.2 260010	TRW
			➔	→ 1E-X-014000		11.0101-5403.2 260010	TRW
1.8	55	07/93→05/98	➔	09/93→		11.0101-5403.2 260010	TRW
			➔	04/98→; → 1E-X-014000		11.0101-5403.2 260010	TRW
1.8 2.0	66 85	07/93→05/98 07/93→05/98	➔	1E-V-000001→		11.0101-5403.2 260010	TRW
↓			➔	09/93→; → 1E-T-030000		11.0101-5403.2 260010	TRW









	kw			 	! #		
<b>VW - GOLF III Cabriolet (1E7) 07/93→05/98</b>							
<b>Führungshülensatz, Bremsattel</b>							
1.8 2.0	66 85	07/93→05/98 07/93→05/98	➡	04/98→; → 1E-X-014000		11.0101-5403.2 260010	TRW
1.9 TDI	66	08/95→05/98	←	→ 1E-T-030000		11.0101-5403.2 260010	TRW
			←	1E-V-000001→		11.0101-5403.2 260010	TRW
			➡	04/98→; → 1E-X-014000		11.0101-5403.2 260010	TRW
1.9 TDI	81	07/96→05/98	←	09/96→		11.0101-5403.2 260010	TRW
			➡	09/96→; → 1E-X-014000		11.0101-5403.2 260010	TRW
<b>Zubehörsatz, Bremsattel</b>							
1.6 1.8 1.9 TDI 2.0	74 66 66 85	10/94→02/98 07/93→05/98 08/95→05/98 07/93→05/98	←	1E-V-000001→		24.0101-4301.2 260047	TRW
1.9 TDI	81	07/96→05/98	←	09/96→		24.0101-4301.2 260047	TRW
<b>Bremsschlauch</b>							
1.6 1.9 TDI	74 66	10/94→02/98 08/95→05/98	←		2	24.5105-0442.3 331432	L= 442
1.8 1.8	55 66	07/93→05/98 07/93→05/98	←	09/93→	2	24.5105-0442.3 331432	L= 442
			➡	09/93→	2	83.7836-0135.3 330816	L= 135
1.9 TDI	81	07/96→05/98	←	09/96→	2	24.5105-0442.3 331432	L= 442
			➡	am Bremsattel; 09/96→; → 1E-X-016000	2	24.5170-0161.3 331308	L= 161
			➡	09/96→; → 1E-X-016000	2	83.7836-0135.3 330816	L= 135
			➡	1E-X-016001→	2	83.7836-0135.3 330816	L= 135
2.0	85	07/93→05/98	←	09/93→	2	24.5105-0442.3 331432	L= 442
			➡	am Bremsattel; 09/93→; → 1E-X-016000	2	24.5170-0161.3 331308	L= 161
			➡	09/93→; → 1E-X-016000	2	83.7836-0135.3 330816	L= 135
			➡	1E-X-016001→	2	83.7836-0135.3 330816	L= 135
<b>VW - GOLF III Van (1H1) 08/91→12/97</b>							
<b>Bremssattel</b>							
1.8	66	08/91→12/97	←	☐; 05/96→ 08/97; + ABS; nicht für Bremsattelfarbe: rot		24.3541-1609.5 240039	TRW - Halter
			←	☐; 05/96→ 08/97; + ABS; nicht für Bremsattelfarbe: rot		24.3541-1610.5 240040	TRW - Halter
			←	☐; 1H-S-246941→; → 08/97; Vollautomatik; - ABS; nicht für Ausstattungsvariante: GT		24.3541-1739.5 240223	TRW - Halter
			←	☐; 1H-S-246941→; → 08/97; Vollautomatik; - ABS; nicht für Ausstattungsvariante: GT		24.3541-1740.5 240224	TRW - Halter
<b>Führungshülensatz, Bremsattel</b>							
1.8	66	08/91→12/97	←	11/91→; → 1H-T-028354; Schaltgetriebe; nicht für Ausstattungsvariante: GT		11.0101-4801.2 260006	ATE
			←	1H-T-028355→; → 08/97; Schaltgetriebe; - ABS; nicht für Ausstattungsvariante: GT		11.0101-4801.2 260006	ATE
			←	11/91→; → 1H-S-246940; Vollautomatik; nicht für Ausstattungsvariante: GT		11.0101-4801.2 260006	ATE
			←	05/96→ 08/97; + ABS		11.0101-5403.2 260010	TRW
			←	1H-S-246941→; → 08/97; Vollautomatik; - ABS		11.0101-5403.2 260010	TRW
			←	11/91→; → 1H-S-246940; Vollautomatik		24.0102-4801.2 260085	ATE
			←	11/91→; → 1H-T-028354; Schaltgetriebe		24.0102-4801.2 260085	ATE
			←	1H-T-028355→; → 08/97; Schaltgetriebe; - ABS		24.0102-4801.2 260085	ATE
<b>Dichtungssatz, Bremsattel</b>							
1.8 ↓	66	08/91→12/97	←	1H-T-028355→; → 08/97; Schaltgetriebe; - ABS; nicht für Ausstattungsvariante: GT		11.0441-4808.2 250022	ATE
			←	11/91→; → 1H-T-028354; Schaltgetriebe; nicht für Ausstattungsvariante: GT		11.0441-4808.2 250022	ATE





















	kw			 	! #		
<b>VW - GOLF III Van (1H1) 08/91→12/97</b>							
<b>Dichtungssatz, Bremssattel</b>							
1.8	66	08/91→12/97	←	11/91→; → 1H-S-246940; Vollautomatik; nicht für Ausstattungsvariante: GT		11.0441-4808.2 250022	ATE
<b>Zubehörsatz, Bremssattel</b>							
1.8	66	08/91→12/97	←	05/96→ 08/97; + ABS		24.0101-4301.2 260047	TRW
<b> Bremsschlauch</b>							
1.8	66	08/91→12/97	←	11/91→ 08/97	2	24.5105-0442.3 331432	L= 442
			→	11/91→ 08/97	2	83.7836-0135.3 330816	L= 135
<b>VW - GOLF III Variant (1H5) 07/93→04/99</b>							
<b> Bremssattel</b>							
1.4	40	07/93→04/99	←	☐; 05/96→ 09/96; + ABS		24.3541-1609.5 240039	TRW - Halter
1.4	44	07/93→04/99	←	☐; 05/96→ 09/96; + ABS		24.3541-1610.5 240040	TRW - Halter
1.6	74	07/94→04/99	←	☐		24.3541-1739.5 240223	TRW - Halter
			←	☐		24.3541-1740.5 240224	TRW - Halter
1.8	55	07/93→04/99	←	☐; 05/96→; + ABS		24.3541-1609.5 240039	TRW - Halter
1.8	66	07/93→04/99	←	☐; 05/96→; + ABS		24.3541-1610.5 240040	TRW - Halter
1.9 TDI	66	03/94→04/99	←	☐; → 04/96		24.3541-1739.5 240223	TRW - Halter
			←	☐; 05/96→; - ABS		24.3541-1739.5 240223	TRW - Halter
			←	☐; → 04/96		24.3541-1740.5 240224	TRW - Halter
			←	☐; 05/96→; - ABS		24.3541-1740.5 240224	TRW - Halter
1.8 Syncro	66	10/94→04/99	←	☐; 1H-TD365210→		24.3541-1609.5 240039	TRW - Halter
			←	☐; 1H-TD365210→		24.3541-1610.5 240040	TRW - Halter
			←	☐; 1H-SW369001→ 1H-TD365209		24.3541-1739.5 240223	TRW - Halter
			←	☐; 1H-SW369001→ 1H-TD365209		24.3541-1740.5 240224	TRW - Halter
1.9 D	47	07/93→04/99	←	☐; 05/96→ 09/96; + ABS		24.3541-1609.5 240039	TRW - Halter
1.9 SDI	47	07/95→04/99	←	☐; 05/96→ 09/96; + ABS		24.3541-1610.5 240040	TRW - Halter
1.9 TD	55	07/93→04/99	←	☐; → 04/96		24.3541-1739.5 240223	TRW - Halter
			←	☐; 05/96→; - ABS		24.3541-1739.5 240223	TRW - Halter
			←	☐; → 04/96		24.3541-1740.5 240224	TRW - Halter
			←	☐; 05/96→; - ABS		24.3541-1740.5 240224	TRW - Halter
1.9 TDI	81	04/96→04/99	←	☐		24.3541-1609.5 240039	TRW - Halter
1.9 TDI Syncro	66	07/95→04/99	←	☐		24.3541-1610.5 240040	TRW - Halter
2.0	85	07/93→04/99	←				
2.0 Syncro	85	08/95→04/99	←				
2.9 VR6 Syncro	140	10/94→04/99	←	☐; 07/95→		24.3541-8523.5 240551	ATE - Halter
			←	☐; 07/95→		24.3541-8524.5 240552	ATE - Halter
			→	☐; 07/95→		24.3384-1707.5 240171	TRW - Halter
			→	☐; 07/95→		24.3384-1708.5 240172	TRW - Halter
<b>Halter, Bremssattel</b>							
2.9 VR6 Syncro	140	10/94→04/99	←	07/95→	2	11.8170-0306.1 260102	ATE
<b>Feder, Bremssattel</b>							
2.9 VR6 Syncro	140	10/94→04/99	←	07/95→	2	11.8116-0143.1 390513	ATE
<b>Führungshülzensatz, Bremssattel</b>							
1.4	40	07/93→04/99	←	1H-TB015954→; → 04/96		11.0101-4801.2 260006	ATE
			←	→ 1H-TB015953		11.0101-4801.2 260006	ATE
						24.0102-4801.2 260085	ATE
			←	10/96→; + ABS		11.0101-4801.2 260006	ATE
						24.0102-4801.2 260085	ATE
			←	05/96→; - ABS		11.0101-4801.2 260006	ATE
			24.0102-4801.2 260085	ATE			
←	05/96→ 09/96; + ABS		11.0101-5403.2 260010	TRW			
1.6	74	07/94→04/99	←			11.0101-5403.2 260010	TRW
1.9 TDI	81	04/96→04/99					
1.9 TDI Syncro	66	07/95→04/99					
↓							









	kw					! #		
<b>VW - GOLF III Variant (1H5) 07/93→04/99</b>								
<b>Führungshülzensatz, Bremsattel</b>								
2.0	85	07/93→04/99	←				11.0101-5403.2 260010	TRW
2.0 Syncro	85	08/95→04/99	←					
1.8	55	07/93→04/99	←	→ 04/96			11.0101-5403.2 260010	TRW
1.8	66	07/93→04/99	←					
1.9 TDI	66	03/94→04/99	←	05/96→			11.0101-5403.2 260010	TRW
1.8 Syncro	66	10/94→04/99	←	→ 1H-SW369000			11.0101-4801.2 260006	ATE
			←	1H-SW369001→ 1H-TD365209			24.0102-4801.2 260085	ATE
			←	1H-TD365210→			11.0101-5403.2 260010	TRW
1.9 D	47	07/93→04/99	←	10/96→; + ABS			11.0101-4801.2 260006	ATE
1.9 SDI	47	07/95→04/99	←				24.0102-4801.2 260085	ATE
1.9 TD	55	07/93→04/99	←	05/96→ 09/96; + ABS			11.0101-5403.2 260010	TRW
			←	05/96→; - ABS			11.0101-5403.2 260010	TRW
			←	→ 04/96			11.0101-5403.2 260010	TRW
2.9 VR6 Syncro	140	10/94→04/99	←	07/95→			11.0101-5409.2 260035	ATE
			→	07/95→			11.0101-5403.2 260010	TRW
<b>Führungsbolzen, Bremsattel</b>								
2.9 VR6 Syncro	140	10/94→04/99	←	07/95→	2		11.8171-0008.1 990049	ATE
<b>Dichtungssatz, Bremsattel</b>								
1.4	40	07/93→04/99	←	1H-TB015954→; → 04/96			11.0441-4808.2 250022	ATE
1.4	44	07/93→04/99	←	→ 1H-TB015953			11.0441-4808.2 250022	ATE
			←	10/96→; + ABS			11.0441-4808.2 250022	ATE
			←	05/96→; - ABS			11.0441-4808.2 250022	ATE
1.8 Syncro	66	10/94→04/99	←	→ 1H-SW369000			11.0441-4808.2 250022	ATE
1.9 D	47	07/93→04/99	←	10/96→; + ABS			11.0441-4808.2 250022	ATE
1.9 SDI	47	07/95→04/99	←					
1.9 TD	55	07/93→04/99	←					
2.9 VR6 Syncro	140	10/94→04/99	←	07/95→			11.0441-5409.2 250031	ATE
<b>Zubehörsatz, Bremsattel</b>								
1.4	40	07/93→04/99	←	05/96→ 09/96; + ABS			24.0101-4301.2 260047	TRW
1.4	44	07/93→04/99	←					
1.9 D	47	07/93→04/99	←					
1.9 SDI	47	07/95→04/99	←					
1.9 TD	55	07/93→04/99	←					
1.8	55	07/93→04/99	←	05/96→; + ABS			24.0101-4301.2 260047	TRW
1.8	66	07/93→04/99	←					
1.9 TDI	66	03/94→04/99	←					
1.8 Syncro	66	10/94→04/99	←	1H-TD365210→			24.0101-4301.2 260047	TRW
1.9 TDI	81	04/96→04/99	←				24.0101-4301.2 260047	TRW
1.9 TDI Syncro	66	07/95→04/99	←					
2.0	85	07/93→04/99	←					
2.0 Syncro	85	08/95→04/99	←					
2.9 VR6 Syncro	140	10/94→04/99	→	07/95→			24.0101-3601.2 260044	TRW
<b>Bremsschlauch</b>								
1.4	40	07/93→04/99	←		2	24.5105-0442.3 331432	L= 442	
1.4	44	07/93→04/99	←					
1.6	74	07/94→04/99	→		2	83.7836-0135.3 330816	L= 135	
1.8	55	07/93→04/99	←					
1.8	66	07/93→04/99	←					
1.8 Syncro	66	10/94→04/99	←					
1.9 D	47	07/93→04/99	←					
1.9 SDI	47	07/95→04/99	←					
1.9 TD	55	07/93→04/99	←					
1.9 TDI	66	03/94→04/99	←					
1.9 TDI	81	04/96→04/99	←					
1.9 TDI Syncro	66	07/95→04/99	←					
2.0	85	07/93→04/99	←					
2.0 Syncro	85	08/95→04/99	←					
2.9 VR6 Syncro	140	10/94→04/99	←	07/95→	2	83.6232-0465.3 330736	L= 465	
			→	am Bremsattel; 07/95→	2	24.5170-0161.3 331308	L= 161	
			→	07/95→	2	83.7836-0135.3 330816	L= 135	

	kw			 	! #		
<b>VW - GOLF IV (1J1) 08/97→12/07</b>							
 <b>Bremssattel</b>							
1.4 16V 1.6 1.6 16V	55 75 77	10/97→05/04 08/00→06/05 02/00→06/05	←	☐; → 10/03; +PR 1LR / 1LS / 1LQ / 1ZF / 1ZM	24.3541-9549.5	241023	ATE - Halter
			←	☐; → 10/03; +PR 1LR / 1LS / 1LQ / 1ZF / 1ZM	24.3541-9550.5	241024	ATE - Halter
			→	☐; → 1J-Y-238580; +PR 1KK / 1KS / 1KV / 1KQ / 1KW	24.3384-1723.5	240842	TRW - Halter
			→	☐; → 1J-Y-238580; +PR 1KK / 1KS / 1KV / 1KQ / 1KW	24.3384-1724.5	240843	TRW - Halter
			→	☐; 1J-Y-238581→; → 10/03; +PR 1KK / 1KS / 1KV / 1KQ / 1KW	24.3384-1729.5	240816	TRW - Halter
			→	☐; 1J-Y-238581→; → 10/03; +PR 1KK / 1KS / 1KV / 1KQ / 1KW	24.3384-1730.5	240817	TRW - Halter
			→	☐; → 10/03; +PR 1KY	24.3384-1745.5	240848	TRW - Halter
			→	☐; → 10/03; +PR 1KY	24.3384-1746.5	240849	TRW - Halter
1.6 1.9 SDI 1.9 TDI	74 50 81	08/97→05/04 08/97→06/05 08/97→05/04	←	☐; 10/97→ 10/03; +PR 1LR / 1LS / 1LQ / 1ZF / 1ZM	24.3541-9549.5	241023	ATE - Halter
			←	☐; 10/97→ 10/03; +PR 1LR / 1LS / 1LQ / 1ZF / 1ZM	24.3541-9550.5	241024	ATE - Halter
			→	☐; 10/97→; → 1J-Y-238580; +PR 1KK / 1KS / 1KV / 1KQ / 1KW	24.3384-1723.5	240842	TRW - Halter
			→	☐; 10/97→; → 1J-Y-238580; +PR 1KK / 1KS / 1KV / 1KQ / 1KW	24.3384-1724.5	240843	TRW - Halter
			→	☐; 1J-Y-238581→; → 10/03; +PR 1KK / 1KS / 1KV / 1KQ / 1KW	24.3384-1729.5	240816	TRW - Halter
			→	☐; 1J-Y-238581→; → 10/03; +PR 1KK / 1KS / 1KV / 1KQ / 1KW	24.3384-1730.5	240817	TRW - Halter
			→	☐; 10/97→ 10/03; +PR 1KY	24.3384-1745.5	240848	TRW - Halter
			→	☐; 10/97→ 10/03; +PR 1KY	24.3384-1746.5	240849	TRW - Halter
1.6 FSI	81	01/02→06/05	←	☐; → 10/03; +PR 1LR / 1LS / 1LQ / 1ZF / 1ZM	24.3541-9549.5	241023	ATE - Halter
			←	☐; → 10/03; +PR 1LR / 1LS / 1LQ / 1ZF / 1ZM	24.3541-9550.5	241024	ATE - Halter
			→	☐; → 10/03; +PR 1KK / 1KS / 1KV / 1KQ / 1KW	24.3384-1729.5	240816	TRW - Halter
			→	☐; → 10/03; +PR 1KK / 1KS / 1KV / 1KQ / 1KW	24.3384-1730.5	240817	TRW - Halter
			→	☐; → 10/03; +PR 1KY	24.3384-1745.5	240848	TRW - Halter
			→	☐; → 10/03; +PR 1KY	24.3384-1746.5	240849	TRW - Halter
1.8	92	08/97→06/05	←	☐; 1J-2-315309→; +PR 1LJ / 1ZQ	11.9541-9595.2	220501	ATE - Halter
			←	☐; 10/97→; → 1J-YB115040; +PR 1LJ / 1ZQ	11.9541-9595.2	220501	ATE - Halter
			←	☐; 1J-Y-115041→ 1J-2-315308; +PR 1LJ / 1ZQ	11.9541-9595.2	220501	ATE - Halter
			←	☐; 10/97→; → 1J-YB115040; +PR 1LJ / 1ZQ	11.9541-9596.2	220502	ATE - Halter
			←	☐; 1J-2-315309→; +PR 1LJ / 1ZQ	11.9541-9596.2	220502	ATE - Halter
			←	☐; 1J-Y-115041→ 1J-2-315308; +PR 1LJ / 1ZQ	11.9541-9596.2	220502	ATE - Halter
			←	☐; 10/97→; +PR 1LE / 1LN / 1ZE / 1ZH	24.3541-8523.5	240551	ATE - Halter
			←	☐; 10/97→; +PR 1LE / 1LN / 1ZE / 1ZH	24.3541-8524.5	240552	ATE - Halter
			←	☐; 10/97→ 10/03; +PR 1LR / 1LS / 1LQ / 1ZF / 1ZM	24.3541-9549.5	241023	ATE - Halter
			←	☐; 10/97→ 10/03; +PR 1LR / 1LS / 1LQ / 1ZF / 1ZM	24.3541-9550.5	241024	ATE - Halter
			→	☐; 10/97→; → 1J-Y-238580; +PR 1KK / 1KS / 1KV / 1KQ / 1KW	24.3384-1723.5	240842	TRW - Halter
			→	☐; 10/97→; → 1J-Y-238580; +PR 1KK / 1KS / 1KV / 1KQ / 1KW	24.3384-1724.5	240843	TRW - Halter
			→	☐; 1J-Y-238581→; → 10/03; +PR 1KK / 1KS / 1KV / 1KQ / 1KW	24.3384-1729.5	240816	TRW - Halter
			→	☐; 1J-Y-238581→; → 10/03; +PR 1KK / 1KS / 1KV / 1KQ / 1KW	24.3384-1730.5	240817	TRW - Halter
			→	☐; 10/97→ 10/03; +PR 1KY	24.3384-1745.5	240848	TRW - Halter
			→	☐; 10/97→ 10/03; +PR 1KY	24.3384-1746.5	240849	TRW - Halter
1.8 4motion	92	05/98→06/05	←	☐; 07/98→ 10/03; +PR 1LR / 1LS / 1LQ / 1ZF / 1ZM	24.3541-9549.5	241023	ATE - Halter
			←	☐; 07/98→ 10/03; +PR 1LR / 1LS / 1LQ / 1ZF / 1ZM	24.3541-9550.5	241024	ATE - Halter

















	kw			 	! #		
<b>VW - GOLF IV (1J1) 08/97→12/07</b>							
 <b>Bremssattel</b>							
1.8 4motion	92	05/98→06/05	➡	☐; 07/98→ 10/03; +PR 1KE	24.3414-1705.5	240832	TRW - Halter
			➡	☐; 07/98→ 10/03; +PR 1KE	24.3414-1706.5	240833	TRW - Halter
1.8 T 2.3 V5	110 110	08/97→06/05 08/97→10/00	←	☐; 1J-2-315309→; +PR 1LJ / 1ZQ	11.9541-9595.2	220501	ATE - Halter
			←	☐; 10/97→; → 1J-YB115040; +PR 1LJ / 1ZQ	11.9541-9595.2	220501	ATE - Halter
			←	☐; 1J-Y-115041→ 1J-2-315308; +PR 1LJ / 1ZQ	11.9541-9595.2	220501	ATE - Halter
			←	☐; 1J-Y-115041→ 1J-2-315308; +PR 1LJ / 1ZQ	11.9541-9596.2	220502	ATE - Halter
			←	☐; 10/97→; → 1J-YB115040; +PR 1LJ / 1ZQ	11.9541-9596.2	220502	ATE - Halter
			←	☐; 1J-2-315309→; +PR 1LJ / 1ZQ	11.9541-9596.2	220502	ATE - Halter
			←	☐; 10/97→; +PR 1LE / 1LN / 1ZE / 1ZH	24.3541-8523.5	240551	ATE - Halter
			←	☐; 10/97→; +PR 1LE / 1LN / 1ZE / 1ZH	24.3541-8524.5	240552	ATE - Halter
			➡	☐; 10/97→; → 1J-Y-238580; +PR 1KK / 1KS / 1KV / 1KQ / 1KW	24.3384-1723.5	240842	TRW - Halter
			➡	☐; 10/97→; → 1J-Y-238580; +PR 1KK / 1KS / 1KV / 1KQ / 1KW	24.3384-1724.5	240843	TRW - Halter
			➡	☐; 1J-Y-238581→; +PR 1KK / 1KS / 1KV / 1KQ / 1KW	24.3384-1729.5	240816	TRW - Halter
			➡	☐; 1J-Y-238581→; +PR 1KK / 1KS / 1KV / 1KQ / 1KW	24.3384-1730.5	240817	TRW - Halter
			➡	☐; 10/97→; +PR 1KY	24.3384-1745.5	240848	TRW - Halter
			➡	☐; 10/97→; +PR 1KY	24.3384-1746.5	240849	TRW - Halter
1.8 T GTI	132	08/01→06/05	←	☐; → 10/03	11.9541-9595.2	220501	ATE - Halter
			←	☐; → 10/03	11.9541-9596.2	220502	ATE - Halter
1.9 TDI	66	10/97→05/04	←	☐; → 06/01; +PR 1LR / 1LS / 1LQ / 1ZF / 1ZM	24.3541-9549.5	241023	ATE - Halter
			←	☐; → 06/01; +PR 1LR / 1LS / 1LQ / 1ZF / 1ZM	24.3541-9550.5	241024	ATE - Halter
			➡	☐; → 1J-Y-238580; +PR 1KK / 1KS / 1KV / 1KQ / 1KW	24.3384-1723.5	240842	TRW - Halter
			➡	☐; → 1J-Y-238580; +PR 1KK / 1KS / 1KV / 1KQ / 1KW	24.3384-1724.5	240843	TRW - Halter
			➡	☐; 1J-Y-238581→; → 06/01; +PR 1KK / 1KS / 1KV / 1KQ / 1KW	24.3384-1729.5	240816	TRW - Halter
			➡	☐; 1J-Y-238581→; → 06/01; +PR 1KK / 1KS / 1KV / 1KQ / 1KW	24.3384-1730.5	240817	TRW - Halter
			➡	☐; → 06/01; +PR 1KY	24.3384-1745.5	240848	TRW - Halter
			➡	☐; → 06/01; +PR 1KY	24.3384-1746.5	240849	TRW - Halter
1.9 TDI	74	09/00→06/05	←	☐; +PR 1LR / 1LS / 1LQ / 1ZF / 1ZM	24.3541-9549.5	241023	ATE - Halter
			←	☐; +PR 1LR / 1LS / 1LQ / 1ZF / 1ZM	24.3541-9550.5	241024	ATE - Halter
			➡	☐; +PR 1KK / 1KS / 1KV / 1KQ / 1KW	24.3384-1729.5	240816	TRW - Halter
			➡	☐; +PR 1KK / 1KS / 1KV / 1KQ / 1KW	24.3384-1730.5	240817	TRW - Halter
			➡	☐; +PR 1KY	24.3384-1745.5	240848	TRW - Halter
			➡	☐; +PR 1KY	24.3384-1746.5	240849	TRW - Halter
1.9 TDI	85	12/98→06/01	←	☐; 05/99→; +PR 1LR / 1LS / 1LQ / 1ZF / 1ZM	24.3541-9549.5	241023	ATE - Halter
			←	☐; 05/99→; +PR 1LR / 1LS / 1LQ / 1ZF / 1ZM	24.3541-9550.5	241024	ATE - Halter
			➡	☐; 05/99→; → 1J-Y-238580; +PR 1KK / 1KS / 1KV / 1KQ / 1KW	24.3384-1723.5	240842	TRW - Halter
			➡	☐; 05/99→; → 1J-Y-238580; +PR 1KK / 1KS / 1KV / 1KQ / 1KW	24.3384-1724.5	240843	TRW - Halter
			➡	☐; 1J-Y-238581→; +PR 1KK / 1KS / 1KV / 1KQ / 1KW	24.3384-1729.5	240816	TRW - Halter
			➡	☐; 1J-Y-238581→; +PR 1KK / 1KS / 1KV / 1KQ / 1KW	24.3384-1730.5	240817	TRW - Halter
			➡	☐; 05/99→; +PR 1KY	24.3384-1745.5	240848	TRW - Halter
			➡	☐; 05/99→; +PR 1KY	24.3384-1746.5	240849	TRW - Halter
1.9 TDI	96	11/00→06/05	←	☐; 04/01→ 10/03; +PR 1LE / 1LN / 1ZE / 1ZH	24.3541-8523.5	240551	ATE - Halter
			←	☐; 04/01→ 10/03; +PR 1LE / 1LN / 1ZE / 1ZH	24.3541-8524.5	240552	ATE - Halter
↓							









	kw			 	! #		
<b>VW - GOLF IV (1J1) 08/97→12/07</b>							
<b> Bremssattel</b>							
1.9 TDI	96	11/00→06/05	➔	☐; 04/01→ 10/03; +PR 1KK / 1KS / 1KV / 1KQ / 1KW	24.3384-1729.5	240816	TRW - Halter
			➔	☐; 04/01→ 10/03; +PR 1KK / 1KS / 1KV / 1KQ / 1KW	24.3384-1730.5	240817	TRW - Halter
			➔	☐; 04/01→ 10/03; +PR 1KY	24.3384-1745.5	240848	TRW - Halter
			➔	☐; 04/01→ 10/03; +PR 1KY	24.3384-1746.5	240849	TRW - Halter
1.9 TDI	110	05/00→06/05	←	☐; 09/00→ 10/03; +PR 1LE / 1LN / 1ZE / 1ZH	24.3541-8523.5	240551	ATE - Halter
			←	☐; 09/00→ 10/03; +PR 1LE / 1LN / 1ZE / 1ZH	24.3541-8524.5	240552	ATE - Halter
			➔	☐; 09/00→ 10/03; +PR 1KK / 1KS / 1KV / 1KQ / 1KW	24.3384-1729.5	240816	TRW - Halter
			➔	☐; 09/00→ 10/03; +PR 1KK / 1KS / 1KV / 1KQ / 1KW	24.3384-1730.5	240817	TRW - Halter
			➔	☐; 09/00→ 10/03; +PR 1KY	24.3384-1745.5	240848	TRW - Halter
			➔	☐; 09/00→ 10/03; +PR 1KY	24.3384-1746.5	240849	TRW - Halter
1.9 TDI 4motion	66	07/98→04/02	←	☐; → 06/01; +PR 1LR / 1LS / 1LQ / 1ZF / 1ZM	24.3541-9549.5	241023	ATE - Halter
			←	☐; → 06/01; +PR 1LR / 1LS / 1LQ / 1ZF / 1ZM	24.3541-9550.5	241024	ATE - Halter
			➔	☐; → 06/01; +PR 1KE	24.3414-1705.5	240832	TRW - Halter
			➔	☐; → 06/01; +PR 1KE	24.3414-1706.5	240833	TRW - Halter
1.9 TDI 4motion	74	09/00→06/05	←	☐; +PR 1LR / 1LS / 1LQ / 1ZF / 1ZM	24.3541-9549.5	241023	ATE - Halter
			←	☐; +PR 1LR / 1LS / 1LQ / 1ZF / 1ZM	24.3541-9550.5	241024	ATE - Halter
			➔	☐; +PR 1KE	24.3414-1705.5	240832	TRW - Halter
			➔	☐; +PR 1KE	24.3414-1706.5	240833	TRW - Halter
1.9 TDI 4motion	85	09/99→06/01	←	☐; 11/99→; +PR 1LR / 1LS / 1LQ / 1ZF / 1ZM	24.3541-9549.5	241023	ATE - Halter
			←	☐; 11/99→; +PR 1LR / 1LS / 1LQ / 1ZF / 1ZM	24.3541-9550.5	241024	ATE - Halter
			➔	☐; 11/99→; +PR 1KE	24.3414-1705.5	240832	TRW - Halter
			➔	☐; 11/99→; +PR 1KE	24.3414-1706.5	240833	TRW - Halter
1.9 TDI 4motion	96	11/00→06/05	←	☐; 04/01→ 10/03; +PR 1LE / 1LN / 1ZE / 1ZH	24.3541-8523.5	240551	ATE - Halter
			←	☐; 04/01→ 10/03; +PR 1LE / 1LN / 1ZE / 1ZH	24.3541-8524.5	240552	ATE - Halter
			➔	☐; 04/01→ 10/03; +PR 1KE	24.3414-1705.5	240832	TRW - Halter
			➔	☐; 04/01→ 10/03; +PR 1KE	24.3414-1706.5	240833	TRW - Halter
1.9 TDI 4motion	110	02/00→06/05	←	☐; 09/00→ 10/03; +PR 1LE / 1LN / 1ZE / 1ZH	24.3541-8523.5	240551	ATE - Halter
			←	☐; 09/00→ 10/03; +PR 1LE / 1LN / 1ZE / 1ZH	24.3541-8524.5	240552	ATE - Halter
			➔	☐; 09/00→ 10/03; +PR 1KE	24.3414-1705.5	240832	TRW - Halter
			➔	☐; 09/00→ 10/03; +PR 1KE	24.3414-1706.5	240833	TRW - Halter
2.0	85	07/98→05/04	←	☐; 08/98→ 10/03; +PR 1LR / 1LS / 1LQ / 1ZF / 1ZM	24.3541-9549.5	241023	ATE - Halter
			←	☐; 08/98→ 10/03; +PR 1LR / 1LS / 1LQ / 1ZF / 1ZM	24.3541-9550.5	241024	ATE - Halter
			➔	☐; 08/98→; → 1J-Y-238580; +PR 1KK / 1KS / 1KV / 1KQ / 1KW	24.3384-1723.5	240842	TRW - Halter
			➔	☐; 08/98→; → 1J-Y-238580; +PR 1KK / 1KS / 1KV / 1KQ / 1KW	24.3384-1724.5	240843	TRW - Halter
			➔	☐; 1J-Y-238581→; → 10/03; +PR 1KK / 1KS / 1KV / 1KQ / 1KW	24.3384-1729.5	240816	TRW - Halter
			➔	☐; 1J-Y-238581→; → 10/03; +PR 1KK / 1KS / 1KV / 1KQ / 1KW	24.3384-1730.5	240817	TRW - Halter
			➔	☐; 08/98→ 10/03; +PR 1KY	24.3384-1745.5	240848	TRW - Halter
			➔	☐; 08/98→ 10/03; +PR 1KY	24.3384-1746.5	240849	TRW - Halter
2.0 4motion	85	10/00→06/05	←	☐; → 10/03; +PR 1LR / 1LS / 1LQ / 1ZF / 1ZM	24.3541-9549.5	241023	ATE - Halter
			←	☐; → 10/03; +PR 1LR / 1LS / 1LQ / 1ZF / 1ZM	24.3541-9550.5	241024	ATE - Halter
			➔	☐; → 10/03; +PR 1KE	24.3414-1705.5	240832	TRW - Halter
			➔	☐; → 10/03; +PR 1KE	24.3414-1706.5	240833	TRW - Halter
↓							











	kw			 	! #		
<b>VW - GOLF IV (1J1) 08/97→12/07</b>							
 <b>Bremssattel</b>							
2.0 BiFuel	85	05/02→05/03	←	☐; +PR 1LR / 1LS / 1LQ / 1ZF / 1ZM	24.3541-9549.5	241023	ATE - Halter
			←	☐; +PR 1LR / 1LS / 1LQ / 1ZF / 1ZM	24.3541-9550.5	241024	ATE - Halter
			→	☐; → 1J-Y-238580; +PR 1KK / 1KS / 1KV / 1KQ / 1KW	24.3384-1723.5	240842	TRW - Halter
			→	☐; → 1J-Y-238580; +PR 1KK / 1KS / 1KV / 1KQ / 1KW	24.3384-1724.5	240843	TRW - Halter
			→	☐; 1J-Y-238581→; +PR 1KK / 1KS / 1KV / 1KQ / 1KW	24.3384-1729.5	240816	TRW - Halter
			→	☐; 1J-Y-238581→; +PR 1KK / 1KS / 1KV / 1KQ / 1KW	24.3384-1730.5	240817	TRW - Halter
			→	☐; +PR 1KY	24.3384-1745.5	240848	TRW - Halter
			→	☐; +PR 1KY	24.3384-1746.5	240849	TRW - Halter
2.3 V5	125	10/00→06/05	←	☐; 1J-2-315309→; → 10/03; +PR 1LJ / 1ZQ	11.9541-9595.2	220501	ATE - Halter
			←	☐; → 1J-YB115040; +PR 1LJ / 1ZQ	11.9541-9595.2	220501	ATE - Halter
			←	☐; 1J-Y-115041→ 1J-2-315308; +PR 1LJ / 1ZQ	11.9541-9595.2	220501	ATE - Halter
			←	☐; → 1J-YB115040; +PR 1LJ / 1ZQ	11.9541-9596.2	220502	ATE - Halter
			←	☐; 1J-2-315309→; → 10/03; +PR 1LJ / 1ZQ	11.9541-9596.2	220502	ATE - Halter
			←	☐; 1J-Y-115041→ 1J-2-315308; +PR 1LJ / 1ZQ	11.9541-9596.2	220502	ATE - Halter
			←	☐; → 10/03; +PR 1LE / 1LN / 1ZE / 1ZH	24.3541-8523.5	240551	ATE - Halter
			←	☐; → 10/03; +PR 1LE / 1LN / 1ZE / 1ZH	24.3541-8524.5	240552	ATE - Halter
			→	☐; → 1J-Y-238580; +PR 1KK / 1KS / 1KV / 1KQ / 1KW	24.3384-1723.5	240842	TRW - Halter
			→	☐; → 1J-Y-238580; +PR 1KK / 1KS / 1KV / 1KQ / 1KW	24.3384-1724.5	240843	TRW - Halter
			→	☐; 1J-Y-238581→; → 10/03; +PR 1KK / 1KS / 1KV / 1KQ / 1KW	24.3384-1729.5	240816	TRW - Halter
			→	☐; 1J-Y-238581→; → 10/03; +PR 1KK / 1KS / 1KV / 1KQ / 1KW	24.3384-1730.5	240817	TRW - Halter
			→	☐; → 10/03; +PR 1KY	24.3384-1745.5	240848	TRW - Halter
→	☐; → 10/03; +PR 1KY	24.3384-1746.5	240849	TRW - Halter			
2.3 V5 4motion	110	12/98→10/00	←	☐; → 1J-YB115040; +PR 1LJ / 1ZQ	11.9541-9595.2	220501	ATE - Halter
			←	☐; 1J-2-315309→; +PR 1LJ / 1ZQ	11.9541-9595.2	220501	ATE - Halter
			←	☐; 1J-Y-115041→ 1J-2-315308; +PR 1LJ / 1ZQ	11.9541-9595.2	220501	ATE - Halter
			←	☐; 1J-Y-115041→ 1J-2-315308; +PR 1LJ / 1ZQ	11.9541-9596.2	220502	ATE - Halter
			←	☐; 1J-2-315309→; +PR 1LJ / 1ZQ	11.9541-9596.2	220502	ATE - Halter
			←	☐; → 1J-YB115040; +PR 1LJ / 1ZQ	11.9541-9596.2	220502	ATE - Halter
			←	☐; +PR 1LE / 1LN / 1ZE / 1ZH	24.3541-8523.5	240551	ATE - Halter
			←	☐; +PR 1LE / 1LN / 1ZE / 1ZH	24.3541-8524.5	240552	ATE - Halter
			→	☐; +PR 1KE	24.3414-1705.5	240832	TRW - Halter
→	☐; +PR 1KE	24.3414-1706.5	240833	TRW - Halter			
2.3 V5 4motion	125	10/00→06/05	←	☐; 1J-2-315309→; → 10/03; +PR 1LJ / 1ZQ	11.9541-9595.2	220501	ATE - Halter
			←	☐; → 1J-YB115040; +PR 1LJ / 1ZQ	11.9541-9595.2	220501	ATE - Halter
			←	☐; 1J-Y-115041→ 1J-2-315308; +PR 1LJ / 1ZQ	11.9541-9595.2	220501	ATE - Halter
			←	☐; → 1J-YB115040; +PR 1LJ / 1ZQ	11.9541-9596.2	220502	ATE - Halter
			←	☐; 1J-2-315309→; → 10/03; +PR 1LJ / 1ZQ	11.9541-9596.2	220502	ATE - Halter
			←	☐; 1J-Y-115041→ 1J-2-315308; +PR 1LJ / 1ZQ	11.9541-9596.2	220502	ATE - Halter
			←	☐; → 10/03; +PR 1LE / 1LN / 1ZE / 1ZH	24.3541-8523.5	240551	ATE - Halter
			←	☐; → 10/03; +PR 1LE / 1LN / 1ZE / 1ZH	24.3541-8524.5	240552	ATE - Halter
			→	☐; → 10/03; +PR 1KE	24.3414-1705.5	240832	TRW - Halter
			→	☐; → 10/03; +PR 1KE	24.3414-1706.5	240833	TRW - Halter
2.8 VR6 4motion	150	03/99→06/05	←	☐; 1J-2-315309→; → 10/03; +PR 1LJ / 1ZQ	11.9541-9595.2	220501	ATE - Halter
			←	☐; → 1J-YB115040; +PR 1LJ / 1ZQ	11.9541-9595.2	220501	ATE - Halter
↓							










	kw					! #			
<b>VW - GOLF IV (1J1) 08/97→12/07</b>									
<b>Bremssattel</b>									
2.8 VR6 4motion	150	03/99→06/05	←	☐; 1J-Y-115041→ 1J-2-315308; +PR 1LJ / 1ZQ			11.9541-9595.2	220501	ATE - Halter
			←	☐; → 1J-YB115040; +PR 1LJ / 1ZQ			11.9541-9596.2	220502	ATE - Halter
			←	☐; 1J-2-315309→; → 10/03; +PR 1LJ / 1ZQ			11.9541-9596.2	220502	ATE - Halter
			←	☐; 1J-Y-115041→ 1J-2-315308; +PR 1LJ / 1ZQ			11.9541-9596.2	220502	ATE - Halter
			←	☐; → 10/03; +PR 1LE / 1LN / 1ZE / 1ZH			24.3541-8523.5	240551	ATE - Halter
			←	☐; → 10/03; +PR 1LE / 1LN / 1ZE / 1ZH			24.3541-8524.5	240552	ATE - Halter
			→	☐; → 10/03; +PR 1KU / 2EE; nicht für Bremssattelfarbe: rot			24.3384-1745.5	240848	TRW - Halter
			→	☐; → 10/03; +PR 1KU / 2EE; nicht für Bremssattelfarbe: rot			24.3384-1746.5	240849	TRW - Halter
3.2 R32 4motion	177	09/02→06/05	←	☐; → 10/03; +PR 1ZT			24.3421-9915.5	240641	ATE - Halter
			←	☐; → 10/03; +PR 1ZT			24.3421-9916.5	240642	ATE - Halter
<b>Halter, Bremssattel</b>									
1.8 T 2.3 V5	110	08/97→06/05	←	1J-2-315309→; +PR 1LJ / 1ZQ	2		11.0230-0451.1	260130	ATE
	110	08/97→10/00	←	1J-Y-115041→ 1J-2-315308; +PR 1LJ / 1ZQ	2		11.0230-0451.1	260130	ATE
			←	10/97→; → 1J-YB115040; +PR 1LJ / 1ZQ	2		11.0230-0451.1	260130	ATE
			←	10/97→; +PR 1LE / 1LN / 1ZE / 1ZH	2		11.8170-0306.1	260102	ATE
1.9 TDI 1.9 TDI 4motion	96	11/00→06/05	←	04/01→ 10/03; +PR 1LE / 1LN / 1ZE / 1ZH	2		11.8170-0306.1	260102	ATE
	96	11/00→06/05							
1.9 TDI 1.9 TDI 4motion	110	05/00→06/05	←	09/00→ 10/03; +PR 1LE / 1LN / 1ZE / 1ZH	2		11.8170-0306.1	260102	ATE
	110	02/00→06/05							
2.3 V5 2.3 V5 4motion 2.8 VR6 4motion	125	10/00→06/05	←	1J-2-315309→; → 10/03; +PR 1LJ / 1ZQ	2		11.0230-0451.1	260130	ATE
	125	10/00→06/05							
	150	03/99→06/05	←	→ 1J-YB115040; +PR 1LJ / 1ZQ	2		11.0230-0451.1	260130	ATE
			←	1J-Y-115041→ 1J-2-315308; +PR 1LJ / 1ZQ	2		11.0230-0451.1	260130	ATE
2.3 V5 4motion	110	12/98→10/00	←	→ 1J-YB115040; +PR 1LJ / 1ZQ	2		11.0230-0451.1	260130	ATE
			←	1J-2-315309→; +PR 1LJ / 1ZQ	2		11.0230-0451.1	260130	ATE
			←	1J-Y-115041→ 1J-2-315308; +PR 1LJ / 1ZQ	2		11.0230-0451.1	260130	ATE
			←	→ 10/03; +PR 1LE / 1LN / 1ZE / 1ZH	2		11.8170-0306.1	260102	ATE
2.3 V5 4motion	110	12/98→10/00	←	→ 1J-YB115040; +PR 1LJ / 1ZQ	2		11.0230-0451.1	260130	ATE
			←	1J-2-315309→; +PR 1LJ / 1ZQ	2		11.0230-0451.1	260130	ATE
			←	1J-Y-115041→ 1J-2-315308; +PR 1LJ / 1ZQ	2		11.0230-0451.1	260130	ATE
			←	+PR 1LE / 1LN / 1ZE / 1ZH	2		11.8170-0306.1	260102	ATE
<b>Feder, Bremssattel</b>									
1.8 T 2.3 V5	110	08/97→06/05	←	1J-2-315309→; +PR 1LJ / 1ZQ	2		11.8116-0143.1	390513	ATE
	110	08/97→10/00	←	10/97→; +PR 1LE / 1LN / 1ZE / 1ZH	2		11.8116-0143.1	390513	ATE
			←	1J-Y-115041→ 1J-2-315308; +PR 1LJ / 1ZQ	2		11.8116-0143.1	390513	ATE
			←	10/97→; → 1J-YB115040; +PR 1LJ / 1ZQ	2		11.8116-0143.1	390513	ATE
1.8 T GTI	132	08/01→06/05	←	→ 10/03	2		11.8116-0143.1	390513	ATE
1.9 TDI 1.9 TDI 4motion	96	11/00→06/05	←	04/01→ 10/03; +PR 1LE / 1LN / 1ZE / 1ZH	2		11.8116-0143.1	390513	ATE
	96	11/00→06/05							
1.9 TDI 1.9 TDI 4motion	110	05/00→06/05	←	09/00→ 10/03; +PR 1LE / 1LN / 1ZE / 1ZH	2		11.8116-0143.1	390513	ATE
	110	02/00→06/05							
2.3 V5 2.3 V5 4motion 2.8 VR6 4motion	125	10/00→06/05	←	1J-2-315309→; → 10/03; +PR 1LJ / 1ZQ	2		11.8116-0143.1	390513	ATE
	125	10/00→06/05							
	150	03/99→06/05	←	→ 10/03; +PR 1LE / 1LN / 1ZE / 1ZH	2		11.8116-0143.1	390513	ATE
			←	1J-Y-115041→ 1J-2-315308; +PR 1LJ / 1ZQ	2		11.8116-0143.1	390513	ATE
2.3 V5 4motion	110	12/98→10/00	←	→ 1J-YB115040; +PR 1LJ / 1ZQ	2		11.8116-0143.1	390513	ATE
			←	1J-2-315309→; +PR 1LJ / 1ZQ	2		11.8116-0143.1	390513	ATE
			←	1J-Y-115041→ 1J-2-315308; +PR 1LJ / 1ZQ	2		11.8116-0143.1	390513	ATE
			←	+PR 1LE / 1LN / 1ZE / 1ZH	2		11.8116-0143.1	390513	ATE
3.2 R32 4motion	177	09/02→06/05		→ 10/03; +PR 1ZT	2		11.8116-0260.1	390597	ATE
<b>Führungshülzensatz, Bremssattel</b>									
1.4 16V ↓ 1.6	55 75	10/97→05/04 08/00→06/05	←	→ 10/03; +PR 1LR / 1LS / 1LQ / 1ZF / 1ZM			11.0101-5409.2	260035	ATE

	kw			 	! #		
<b>VW - GOLF IV (1J1) 08/97→12/07</b>							
<b>Führungshülzensatz, Bremsattel</b>							
1.6 16V 1.6 FSI 2.0 4motion	77 81 85	02/00→06/05 01/02→06/05 10/00→06/05	←	→ 10/03; +PR 1LR / 1LS / 1LQ / 1ZF / 1ZM		11.0101-5409.2 260035	ATE
1.6 1.8 1.9 SDI 1.9 TDI	74 92 50 81	08/97→05/04 08/97→06/05 08/97→06/05 08/97→05/04	←	10/97→ 10/03; +PR 1LR / 1LS / 1LQ / 1ZF / 1ZM		11.0101-5409.2 260035	ATE
1.8 4motion	92	05/98→06/05	←	07/98→ 10/03; +PR 1LR / 1LS / 1LQ / 1ZF / 1ZM		11.0101-5409.2 260035	ATE
1.8 T 2.3 V5	110 110	08/97→06/05 08/97→10/00	←	1J-2-315309→; +PR 1LJ / 1ZQ		11.0101-5409.2 260035	ATE
			←	10/97→; +PR 1LE / 1LN / 1ZE / 1ZH		11.0101-5409.2 260035	ATE
			←	1J-Y-115041→ 1J-2-315308; +PR 1LJ / 1ZQ		11.0101-5409.2 260035	ATE
			←	10/97→; → 1J-YB115040; +PR 1LJ / 1ZQ		11.0101-5409.2 260035	ATE
1.8 T GTI	132	08/01→06/05	←	→ 10/03		11.0101-5409.2 260035	ATE
1.9 TDI 1.9 TDI 4motion	66 66	10/97→05/04 07/98→04/02	←	→ 06/01; +PR 1LR / 1LS / 1LQ / 1ZF / 1ZM		11.0101-5409.2 260035	ATE
1.9 TDI 1.9 TDI 4motion 2.0 BiFuel	74 74 85	09/00→06/05 09/00→06/05 05/02→05/03	←	+PR 1LR / 1LS / 1LQ / 1ZF / 1ZM		11.0101-5409.2 260035	ATE
1.9 TDI	85	12/98→06/01	←	05/99→; +PR 1LR / 1LS / 1LQ / 1ZF / 1ZM		11.0101-5409.2 260035	ATE
1.9 TDI 1.9 TDI 4motion	96 96	11/00→06/05 11/00→06/05	←	04/01→ 10/03; +PR 1LE / 1LN / 1ZE / 1ZH		11.0101-5409.2 260035	ATE
1.9 TDI 1.9 TDI 4motion	110 110	05/00→06/05 02/00→06/05	←	09/00→ 10/03; +PR 1LE / 1LN / 1ZE / 1ZH		11.0101-5409.2 260035	ATE
1.9 TDI 4motion	85	09/99→06/01	←	11/99→; +PR 1LR / 1LS / 1LQ / 1ZF / 1ZM		11.0101-5409.2 260035	ATE
2.0	85	07/98→05/04	←	08/98→ 10/03; +PR 1LR / 1LS / 1LQ / 1ZF / 1ZM		11.0101-5409.2 260035	ATE
2.3 V5 2.3 V5 4motion 2.8 VR6 4motion	125 125 150	10/00→06/05 10/00→06/05 03/99→06/05	←	1J-Y-115041→ 1J-2-315308; +PR 1LJ / 1ZQ		11.0101-5409.2 260035	ATE
			←	1J-2-315309→; → 10/03; +PR 1LJ / 1ZQ		11.0101-5409.2 260035	ATE
			←	→ 1J-YB115040; +PR 1LJ / 1ZQ		11.0101-5409.2 260035	ATE
			←	→ 10/03; +PR 1LE / 1LN / 1ZE / 1ZH		11.0101-5409.2 260035	ATE
2.3 V5 4motion	110	12/98→10/00	←	+PR 1LE / 1LN / 1ZE / 1ZH		11.0101-5409.2 260035	ATE
			←	1J-2-315309→; +PR 1LJ / 1ZQ		11.0101-5409.2 260035	ATE
			←	→ 1J-YB115040; +PR 1LJ / 1ZQ		11.0101-5409.2 260035	ATE
			←	1J-Y-115041→ 1J-2-315308; +PR 1LJ / 1ZQ		11.0101-5409.2 260035	ATE
<b>Führungsbolzen, Bremsattel</b>							
1.8 T 2.3 V5	110 110	08/97→06/05 08/97→10/00		1J-Y-115041→ 1J-2-315308; +PR 1LJ / 1ZQ	2	11.8171-0008.1 990049	ATE
				1J-2-315309→; +PR 1LJ / 1ZQ	2	11.8171-0008.1 990049	ATE
			←	10/97→; +PR 1LE / 1LN / 1ZE / 1ZH	2	11.8171-0008.1 990049	ATE
			←	10/97→; → 1J-YB115040; +PR 1LJ / 1ZQ	2	11.8171-0008.1 990049	ATE
1.8 T GTI	132	08/01→06/05		→ 10/03	2	11.8171-0008.1 990049	ATE
1.9 TDI 1.9 TDI 4motion	96 96	11/00→06/05 11/00→06/05	←	04/01→ 10/03; +PR 1LE / 1LN / 1ZE / 1ZH	2	11.8171-0008.1 990049	ATE
1.9 TDI 1.9 TDI 4motion	110 110	05/00→06/05 02/00→06/05	←	09/00→ 10/03; +PR 1LE / 1LN / 1ZE / 1ZH	2	11.8171-0008.1 990049	ATE
2.3 V5 2.3 V5 4motion 2.8 VR6 4motion	125 125 150	10/00→06/05 10/00→06/05 03/99→06/05		1J-2-315309→; → 10/03; +PR 1LJ / 1ZQ	2	11.8171-0008.1 990049	ATE
			←	1J-Y-115041→ 1J-2-315308; +PR 1LJ / 1ZQ	2	11.8171-0008.1 990049	ATE
			←	→ 1J-YB115040; +PR 1LJ / 1ZQ	2	11.8171-0008.1 990049	ATE
2.3 V5 4motion	110	12/98→10/00		1J-2-315309→; +PR 1LJ / 1ZQ	2	11.8171-0008.1 990049	ATE
			←	1J-Y-115041→ 1J-2-315308; +PR 1LJ / 1ZQ	2	11.8171-0008.1 990049	ATE
			←	+PR 1LE / 1LN / 1ZE / 1ZH	2	11.8171-0008.1 990049	ATE
2.3 V5 4motion	110	12/98→10/00	←	→ 1J-YB115040; +PR 1LJ / 1ZQ	2	11.8171-0008.1 990049	ATE
			←	→ 10/03; +PR 1LE / 1LN / 1ZE / 1ZH	2	11.8171-0008.1 990049	ATE
3.2 R32 4motion	177	09/02→06/05		→ 10/03; +PR 1ZT	2	11.8171-0008.1 990049	ATE
<b>Dichtungssatz, Bremsattel</b>							
1.8 T 2.3 V5 ↓	110 110	08/97→06/05 08/97→10/00	←	1J-2-315309→; +PR 1LJ / 1ZQ		11.0441-5409.2 250031	ATE








	kw			 	! #		
<b>VW - GOLF IV (1J1) 08/97→12/07</b>							
<b>Dichtungssatz, Bremssattel</b>							
1.8 T 2.3 V5	110 110	08/97→06/05 08/97→10/00	←	10/97→; +PR 1LE / 1LN / 1ZE / 1ZH		11.0441-5409.2 250031	ATE
			←	1J-Y-115041→ 1J-2-315308; +PR 1LJ / 1ZQ		11.0441-5409.2 250031	ATE
			←	10/97→; → 1J-YB115040; +PR 1LJ / 1ZQ		11.0441-5409.2 250031	ATE
1.8 T GTI	132	08/01→06/05	←	→ 10/03		11.0441-5409.2 250031	ATE
1.9 TDI 1.9 TDI 4motion	96 96	11/00→06/05 11/00→06/05	←	04/01→ 10/03; +PR 1LE / 1LN / 1ZE / 1ZH		11.0441-5409.2 250031	ATE
1.9 TDI 1.9 TDI 4motion	110 110	05/00→06/05 02/00→06/05	←	09/00→ 10/03; +PR 1LE / 1LN / 1ZE / 1ZH		11.0441-5409.2 250031	ATE
2.3 V5 2.3 V5 4motion 2.8 VR6 4motion	125 125 150	10/00→06/05 10/00→06/05 03/99→06/05	←	1J-Y-115041→ 1J-2-315308; +PR 1LJ / 1ZQ		11.0441-5409.2 250031	ATE
			←	1J-2-315309→; → 10/03; +PR 1LJ / 1ZQ		11.0441-5409.2 250031	ATE
			←	→ 1J-YB115040; +PR 1LJ / 1ZQ		11.0441-5409.2 250031	ATE
			←	→ 10/03; +PR 1LE / 1LN / 1ZE / 1ZH		11.0441-5409.2 250031	ATE
2.3 V5 4motion	110	12/98→10/00	←	+PR 1LE / 1LN / 1ZE / 1ZH		11.0441-5409.2 250031	ATE
			←	1J-2-315309→; +PR 1LJ / 1ZQ		11.0441-5409.2 250031	ATE
			←	→ 1J-YB115040; +PR 1LJ / 1ZQ		11.0441-5409.2 250031	ATE
			←	1J-Y-115041→ 1J-2-315308; +PR 1LJ / 1ZQ		11.0441-5409.2 250031	ATE
<b> Bremsschlauch</b>							
1.4 16V 1.6 1.6 16V 1.6 FSI 1.8 T GTI 2.3 V5	55 75 77 81 132 125	10/97→05/04 08/00→06/05 02/00→06/05 01/02→06/05 08/01→06/05 10/00→06/05	←	→ 10/03	2	24.5143-0439.3 331411	L= 439
			→	▣ / am Bremssattel; → 10/03		24.1253-0010.3 331066	L= 233 mit Rohrleitung
			→	▣ / am Bremssattel; → 10/03		24.1253-0020.3 331067	L= 233 mit Rohrleitung
			→	→ 10/03	2	83.7858-0140.3 330837	L= 140
1.6 1.8 1.9 SDI 1.9 TDI	74 92 50 81	08/97→05/04 08/97→06/05 08/97→06/05 08/97→05/04	←	10/97→ 10/03	2	24.5143-0439.3 331411	L= 439
			→	▣ / am Bremssattel; 10/97→ 10/03		24.1253-0010.3 331066	L= 233 mit Rohrleitung
			→	▣ / am Bremssattel; 10/97→ 10/03		24.1253-0020.3 331067	L= 233 mit Rohrleitung
			→	10/97→ 10/03	2	83.7858-0140.3 330837	L= 140
1.8 4motion	92	05/98→06/05	←	07/98→ 10/03	2	24.5143-0569.3 331398	L= 569
			→	07/98→ 10/03	2	83.7858-0140.3 330837	L= 140
1.8 T 2.3 V5	110 110	08/97→06/05 08/97→10/00	←	10/97→	2	24.5143-0439.3 331411	L= 439
			→	▣ / am Bremssattel; 10/97→		24.1253-0010.3 331066	L= 233 mit Rohrleitung
			→	▣ / am Bremssattel; 10/97→		24.1253-0020.3 331067	L= 233 mit Rohrleitung
			→	10/97→	2	83.7858-0140.3 330837	L= 140
1.9 TDI	66	10/97→05/04	←	→ 06/01	2	24.5143-0439.3 331411	L= 439
			→	▣ / am Bremssattel; → 06/01		24.1253-0010.3 331066	L= 233 mit Rohrleitung
			→	▣ / am Bremssattel; → 06/01		24.1253-0020.3 331067	L= 233 mit Rohrleitung
			→	→ 06/01	2	83.7858-0140.3 330837	L= 140
1.9 TDI 2.0 BiFuel	74 85	09/00→06/05 05/02→05/03	←		2	24.5143-0439.3 331411	L= 439
			→	▣ / am Bremssattel		24.1253-0010.3 331066	L= 233 mit Rohrleitung
			→	▣ / am Bremssattel		24.1253-0020.3 331067	L= 233 mit Rohrleitung
			→		2	83.7858-0140.3 330837	L= 140
1.9 TDI	85	12/98→06/01	←	05/99→	2	24.5143-0439.3 331411	L= 439
			→	▣ / am Bremssattel; 05/99→		24.1253-0010.3 331066	L= 233 mit Rohrleitung
			→	▣ / am Bremssattel; 05/99→		24.1253-0020.3 331067	L= 233 mit Rohrleitung
			→	05/99→	2	83.7858-0140.3 330837	L= 140
1.9 TDI	96	11/00→06/05	←	04/01→ 10/03	2	24.5143-0439.3 331411	L= 439
			→	▣ / am Bremssattel; 04/01→ 10/03		24.1253-0010.3 331066	L= 233 mit Rohrleitung
			→	▣ / am Bremssattel; 04/01→ 10/03		24.1253-0020.3 331067	L= 233 mit Rohrleitung
			→	04/01→ 10/03	2	83.7858-0140.3 330837	L= 140
1.9 TDI	110	05/00→06/05	←	09/00→ 10/03	2	24.5143-0439.3 331411	L= 439
			→	▣ / am Bremssattel; 09/00→ 10/03		24.1253-0010.3 331066	L= 233 mit Rohrleitung
			→	▣ / am Bremssattel; 09/00→ 10/03		24.1253-0020.3 331067	L= 233 mit Rohrleitung
			→	09/00→ 10/03	2	83.7858-0140.3 330837	L= 140
1.9 TDI 4motion ↓	66	07/98→04/02	←	→ 06/01	2	24.5143-0569.3 331398	L= 569

	kw			 	! #		
<b>VW - GOLF IV (1J1) 08/97→12/07</b>							
 <b>Bremsschlauch</b>							
1.9 TDI 4motion	66	07/98→04/02	➔	→ 06/01	2	83.7858-0140.3 330837	L= 140
1.9 TDI 4motion	74	09/00→06/05	➔		2	24.5143-0569.3 331398	L= 569
2.3 V5 4motion	110	12/98→10/00	➔		2	83.7858-0140.3 330837	L= 140
1.9 TDI 4motion	85	09/99→06/01	➔	11/99→	2	24.5143-0569.3 331398	L= 569
			➔	11/99→	2	83.7858-0140.3 330837	L= 140
1.9 TDI 4motion	96	11/00→06/05	➔	04/01→ 10/03	2	24.5143-0569.3 331398	L= 569
			➔	04/01→ 10/03	2	83.7858-0140.3 330837	L= 140
1.9 TDI 4motion	110	02/00→06/05	➔	09/00→ 10/03	2	24.5143-0569.3 331398	L= 569
			➔	09/00→ 10/03	2	83.7858-0140.3 330837	L= 140
2.0	85	07/98→05/04	➔	08/98→ 10/03	2	24.5143-0439.3 331411	L= 439
			➔	☐ / am Bremssattel; 08/98→ 10/03		24.1253-0010.3 331066	L= 233 mit Rohrleitung
			➔	☐ / am Bremssattel; 08/98→ 10/03		24.1253-0020.3 331067	L= 233 mit Rohrleitung
			➔	08/98→ 10/03	2	83.7858-0140.3 330837	L= 140
2.0 4motion	85	10/00→06/05	➔	→ 10/03	2	24.5143-0569.3 331398	L= 569
2.3 V5 4motion	125	10/00→06/05	➔	→ 10/03	2	83.7858-0140.3 330837	L= 140
2.8 VR6 4motion	150	03/99→06/05	➔	→ 10/03	2	83.7858-0140.3 330837	L= 140
3.2 R32 4motion	177	09/02→06/05	➔	→ 10/03	2	83.7858-0140.3 330837	L= 140
<b>VW - GOLF IV Cabriolet (1E7) 06/98→12/02</b>							
 <b>Bremssattel</b>							
1.6	74	06/98→06/02	➔	☐; 1E-V-000001→; → 02/02		24.3541-1609.5 240039	TRW - Halter
1.8	66	06/98→06/02	➔	☐; 1E-V-000001→; → 02/02		24.3541-1610.5 240040	TRW - Halter
1.9 TDI	66	06/98→06/02	➔	☐; 1E-V-000001→; → 02/02		24.3541-1610.5 240040	TRW - Halter
2.0	85	06/98→06/02	➔	☐; → 1E-T-030000		24.3541-1739.5 240223	TRW - Halter
			➔	☐; → 1E-T-030000		24.3541-1740.5 240224	TRW - Halter
			➔	☐; → 1E-X-014000		24.3384-1707.5 240171	TRW - Halter
			➔	☐; → 1E-X-014000		24.3384-1708.5 240172	TRW - Halter
			➔	☐; 1E-X-014001→; → 02/02		24.3384-1723.5 240842	TRW - Halter
			➔	☐; 1E-X-014001→; → 02/02		24.3384-1724.5 240843	TRW - Halter
1.8	55	06/98→06/02	➔	☐; → 02/02		24.3541-1739.5 240223	TRW - Halter
			➔	☐; → 02/02		24.3541-1740.5 240224	TRW - Halter
			➔	☐; → 1E-X-014000		24.3384-1707.5 240171	TRW - Halter
			➔	☐; → 1E-X-014000		24.3384-1708.5 240172	TRW - Halter
			➔	☐; 1E-X-014001→; → 02/02		24.3384-1723.5 240842	TRW - Halter
			➔	☐; 1E-X-014001→; → 02/02		24.3384-1724.5 240843	TRW - Halter
1.9 TDI	81	06/98→06/02	➔	☐; → 02/02		24.3541-1609.5 240039	TRW - Halter
			➔	☐; → 02/02		24.3541-1610.5 240040	TRW - Halter
			➔	☐; → 1E-X-014000		24.3384-1707.5 240171	TRW - Halter
			➔	☐; → 1E-X-014000		24.3384-1708.5 240172	TRW - Halter
			➔	☐; 1E-X-014001→; → 02/02		24.3384-1723.5 240842	TRW - Halter
			➔	☐; 1E-X-014001→; → 02/02		24.3384-1724.5 240843	TRW - Halter
<b>Führungshülzensatz, Bremssattel</b>							
1.6	74	06/98→06/02	➔	→ 1E-T-030000		11.0101-5403.2 260010	TRW
1.8	66	06/98→06/02	➔	→ 1E-T-030000		11.0101-5403.2 260010	TRW
1.9 TDI	66	06/98→06/02	➔	1E-V-000001→; → 02/02		11.0101-5403.2 260010	TRW
2.0	85	06/98→06/02	➔	→ 1E-X-014000		11.0101-5403.2 260010	TRW
1.8	55	06/98→06/02	➔	→ 02/02		11.0101-5403.2 260010	TRW
1.9 TDI	81	06/98→06/02	➔	→ 1E-X-014000		11.0101-5403.2 260010	TRW
<b>Zubehörsatz, Bremssattel</b>							
1.6	74	06/98→06/02	➔	1E-V-000001→; → 02/02		24.0101-4301.2 260047	TRW
1.8	66	06/98→06/02	➔	1E-V-000001→; → 02/02		24.0101-4301.2 260047	TRW
1.9 TDI	66	06/98→06/02	➔	1E-V-000001→; → 02/02		24.0101-4301.2 260047	TRW
2.0	85	06/98→06/02	➔	1E-V-000001→; → 02/02		24.0101-4301.2 260047	TRW
1.9 TDI	81	06/98→06/02	➔	→ 02/02		24.0101-4301.2 260047	TRW
 <b>Bremsschlauch</b>							
1.6	74	06/98→06/02	➔	→ 02/02	2	24.5105-0442.3 331432	L= 442
1.8	55	06/98→06/02	➔	→ 02/02			
↓							


















	kw			 	! #		
<b>VW - GOLF IV Cabriolet (1E7) 06/98→12/02</b>							
<b>Bremsschlauch</b>							
1.8	66	06/98→06/02	➔	→ 02/02	2	83.7836-0135.3 330816	L= 135
1.9 TDI	66	06/98→06/02					
1.9 TDI	81	06/98→06/02	➔	→ 02/02	2	24.5105-0442.3 331432	L= 442
2.0	85	06/98→06/02	➔	am Bremsattel; → 1E-X-016000	2	24.5170-0161.3 331308	L= 161
			➔	1E-X-016001→; → 02/02	2	83.7836-0135.3 330816	L= 135
			➔	→ 1E-X-016000	2	83.7836-0135.3 330816	L= 135
<b>VW - GOLF IV Van (1J1) 10/97→05/04</b>							
<b>Bremssattel</b>							
1.9 TDI	66	05/00→09/02	➔	☐; → 06/01; +PR 1LR / 1LS / 1LQ / 1ZF / 1ZM		24.3541-9549.5 241023	ATE - Halter
			➔	☐; → 06/01; +PR 1LR / 1LS / 1LQ / 1ZF / 1ZM		24.3541-9550.5 241024	ATE - Halter
			➔	☐; → 1J-Y-238580; +PR 1KK / 1KS / 1KV / 1KQ / 1KW		24.3384-1723.5 240842	TRW - Halter
			➔	☐; → 1J-Y-238580; +PR 1KK / 1KS / 1KV / 1KQ / 1KW		24.3384-1724.5 240843	TRW - Halter
			➔	☐; 1J-Y-238581→; → 06/01; +PR 1KK / 1KS / 1KV / 1KQ / 1KW		24.3384-1729.5 240816	TRW - Halter
			➔	☐; 1J-Y-238581→; → 06/01; +PR 1KK / 1KS / 1KV / 1KQ / 1KW		24.3384-1730.5 240817	TRW - Halter
			➔	☐; → 06/01; +PR 1KY		24.3384-1745.5 240848	TRW - Halter
			➔	☐; → 06/01; +PR 1KY		24.3384-1746.5 240849	TRW - Halter
1.9 TDI	96	04/01→05/04	➔	☐; → 10/03; +PR 1LE / 1LN / 1ZE / 1ZH		24.3541-8523.5 240551	ATE - Halter
			➔	☐; → 10/03; +PR 1LE / 1LN / 1ZE / 1ZH		24.3541-8524.5 240552	ATE - Halter
			➔	☐; → 06/01; +PR 1LR / 1LS / 1LQ / 1ZF / 1ZM		24.3541-9549.5 241023	ATE - Halter
			➔	☐; → 06/01; +PR 1LR / 1LS / 1LQ / 1ZF / 1ZM		24.3541-9550.5 241024	ATE - Halter
			➔	☐; → 1J-Y-238580; +PR 1KK / 1KS / 1KV / 1KQ / 1KW		24.3384-1723.5 240842	TRW - Halter
			➔	☐; → 1J-Y-238580; +PR 1KK / 1KS / 1KV / 1KQ / 1KW		24.3384-1724.5 240843	TRW - Halter
			➔	☐; → 10/03; +PR 1KK / 1KS / 1KV / 1KQ / 1KW		24.3384-1729.5 240816	TRW - Halter
			➔	☐; 1J-Y-238581→; → 06/01; +PR 1KK / 1KS / 1KV / 1KQ / 1KW		24.3384-1729.5 240816	TRW - Halter
			➔	☐; 1J-Y-238581→; → 06/01; +PR 1KK / 1KS / 1KV / 1KQ / 1KW		24.3384-1730.5 240817	TRW - Halter
			➔	☐; → 10/03; +PR 1KK / 1KS / 1KV / 1KQ / 1KW		24.3384-1730.5 240817	TRW - Halter
			➔	☐; → 06/01; +PR 1KY		24.3384-1745.5 240848	TRW - Halter
			➔	☐; → 10/03; +PR 1KY		24.3384-1745.5 240848	TRW - Halter
			➔	☐; → 10/03; +PR 1KY		24.3384-1746.5 240849	TRW - Halter
			➔	☐; → 06/01; +PR 1KY		24.3384-1746.5 240849	TRW - Halter
<b>Halter, Bremssattel</b>							
1.9 TDI	96	04/01→05/04	➔	→ 10/03; +PR 1LE / 1LN / 1ZE / 1ZH	2	11.8170-0306.1 260102	ATE
<b>Feder, Bremssattel</b>							
1.9 TDI	96	04/01→05/04	➔	→ 10/03; +PR 1LE / 1LN / 1ZE / 1ZH	2	11.8116-0143.1 390513	ATE
<b>Führungshülzensatz, Bremssattel</b>							
1.9 TDI	66	05/00→09/02	➔	→ 06/01; +PR 1LR / 1LS / 1LQ / 1ZF / 1ZM		11.0101-5409.2 260035	ATE
1.9 TDI	96	04/01→05/04	➔	→ 06/01; +PR 1LR / 1LS / 1LQ / 1ZF / 1ZM		11.0101-5409.2 260035	ATE
			➔	→ 10/03; +PR 1LE / 1LN / 1ZE / 1ZH		11.0101-5409.2 260035	ATE
<b>Führungsbolzen, Bremssattel</b>							
1.9 TDI	96	04/01→05/04	➔	→ 10/03; +PR 1LE / 1LN / 1ZE / 1ZH	2	11.8171-0008.1 990049	ATE
<b>Dichtungssatz, Bremssattel</b>							
1.9 TDI	96	04/01→05/04	➔	→ 10/03; +PR 1LE / 1LN / 1ZE / 1ZH		11.0441-5409.2 250031	ATE
↓							


















































	kw					! #		
<b>VW - GOLF IV Van (1J1) 10/97→05/04</b>								
<b>Bremsschlauch</b>								
1.9 TDI	66	05/00→09/02	←	→ 06/01	2	24.5143-0439.3	331411	L= 439
			→	☐ / am Bremssattel; → 06/01		24.1253-0010.3	331066	L= 233 mit Rohrleitung
			→	☐ / am Bremssattel; → 06/01		24.1253-0020.3	331067	L= 233 mit Rohrleitung
			→	→ 06/01	2	83.7858-0140.3	330837	L= 140
1.9 TDI	96	04/01→05/04	←	→ 10/03	2	24.5143-0439.3	331411	L= 439
			←	→ 06/01	2	24.5143-0439.3	331411	L= 439
			→	☐ / am Bremssattel; → 10/03		24.1253-0010.3	331066	L= 233 mit Rohrleitung
			→	☐ / am Bremssattel; → 06/01		24.1253-0010.3	331066	L= 233 mit Rohrleitung
			→	☐ / am Bremssattel; → 06/01		24.1253-0020.3	331067	L= 233 mit Rohrleitung
			→	☐ / am Bremssattel; → 10/03		24.1253-0020.3	331067	L= 233 mit Rohrleitung
			→	→ 10/03	2	83.7858-0140.3	330837	L= 140
			→	→ 06/01	2	83.7858-0140.3	330837	L= 140
<b>VW - GOLF IV Variant (1J5) 05/99→06/06</b>								
<b>Bremssattel</b>								
1.4 16V	55	05/99→06/06	←	☐; +PR 1LR / 1LS / 1ZF / 1ZP / 1ZM		24.3541-9549.5	241023	ATE - Halter
1.6	74	05/99→04/02	←	☐; +PR 1LR / 1LS / 1ZF / 1ZP / 1ZM		24.3541-9550.5	241024	ATE - Halter
1.6	75	08/00→06/06	←	☐; +PR 1LR / 1LS / 1ZF / 1ZP / 1ZM		24.3541-9550.5	241024	ATE - Halter
1.6 16V	77	02/00→06/06	→	☐; → 1J-Y-238580; +PR 1KP / 1KT		24.3414-1703.5	240830	TRW - Halter
1.9 SDI	50	05/99→06/06	→	☐; → 1J-Y-238580; +PR 1KP / 1KT		24.3414-1704.5	240831	TRW - Halter
1.9 TDI	66	05/99→05/06	→	☐; → 1J-Y-238580; +PR 1KP / 1KT		24.3414-1704.5	240831	TRW - Halter
1.9 TDI	81	05/99→06/01	→	☐; 1J-Y-238581→; +PR 1KP / 1KT		24.3414-1705.5	240832	TRW - Halter
1.9 TDI	85	08/99→06/01	→	☐; 1J-Y-238581→; +PR 1KP / 1KT		24.3414-1705.5	240832	TRW - Halter
2.0	85	05/99→06/06	→	☐; 1J-Y-238581→; +PR 1KP / 1KT		24.3414-1706.5	240833	TRW - Halter
2.0 Bi-Fuel	85	02/02→06/06	→	☐; 1J-Y-238581→; +PR 1KP / 1KT		24.3414-1706.5	240833	TRW - Halter
1.6 FSI	81	01/02→06/06	←	☐; +PR 1LR / 1LS / 1ZF / 1ZP / 1ZM		24.3541-9549.5	241023	ATE - Halter
1.9 TDI	74	09/00→06/06	←	☐; +PR 1LR / 1LS / 1ZF / 1ZP / 1ZM		24.3541-9550.5	241024	ATE - Halter
			→	☐; +PR 1KP / 1KT		24.3414-1705.5	240832	TRW - Halter
			→	☐; +PR 1KP / 1KT		24.3414-1706.5	240833	TRW - Halter
1.8 4motion	92	05/99→06/06	←	☐; +PR 1LR / 1LS / 1ZF / 1ZP / 1ZM		24.3541-9549.5	241023	ATE - Halter
1.9 TDI 4motion	66	05/99→04/02	←	☐; +PR 1LR / 1LS / 1ZF / 1ZP / 1ZM		24.3541-9550.5	241024	ATE - Halter
1.9 TDI 4motion	74	09/00→06/06	←	☐; +PR 1LR / 1LS / 1ZF / 1ZP / 1ZM		24.3541-9550.5	241024	ATE - Halter
2.0 4motion	85	10/00→06/06	→	☐; +PR 2EE		24.3384-1745.5	240848	TRW - Halter
			→	☐; +PR 2EE		24.3384-1746.5	240849	TRW - Halter
			→	☐; +PR 1KE		24.3414-1705.5	240832	TRW - Halter
			→	☐; +PR 1KE		24.3414-1706.5	240833	TRW - Halter
1.8 T	110	05/00→06/06	←	☐; +PR 1ZD / 1ZE		24.3541-8523.5	240551	ATE - Halter
			←	☐; +PR 1ZD / 1ZE		24.3541-8524.5	240552	ATE - Halter
			→	☐; +PR 1KP / 1KT		24.3414-1705.5	240832	TRW - Halter
			→	☐; +PR 1KP / 1KT		24.3414-1706.5	240833	TRW - Halter
1.9 TDI	96	11/00→06/06	←	☐; 04/01→; +PR 1ZD / 1ZE		24.3541-8523.5	240551	ATE - Halter
			←	☐; 04/01→; +PR 1ZD / 1ZE		24.3541-8524.5	240552	ATE - Halter
			←	☐; 04/01→; +PR 1LR / 1LS / 1ZF / 1ZP / 1ZM		24.3541-9549.5	241023	ATE - Halter
			←	☐; 04/01→; +PR 1LR / 1LS / 1ZF / 1ZP / 1ZM		24.3541-9550.5	241024	ATE - Halter
			→	☐; 04/01→; +PR 1KP / 1KT		24.3414-1705.5	240832	TRW - Halter
			→	☐; 04/01→; +PR 1KP / 1KT		24.3414-1706.5	240833	TRW - Halter
1.9 TDI	110	06/01→06/06	←	☐; +PR 1ZD / 1ZE		24.3541-8523.5	240551	ATE - Halter
			←	☐; +PR 1ZD / 1ZE		24.3541-8524.5	240552	ATE - Halter
			←	☐; +PR 1LR / 1LS / 1ZF / 1ZP / 1ZM		24.3541-9549.5	241023	ATE - Halter
			←	☐; +PR 1LR / 1LS / 1ZF / 1ZP / 1ZM		24.3541-9550.5	241024	ATE - Halter
			→	☐; +PR 1KP / 1KT		24.3414-1705.5	240832	TRW - Halter
			→	☐; +PR 1KP / 1KT		24.3414-1706.5	240833	TRW - Halter
1.9 TDI 4motion	85	05/99→06/01	←	☐; 11/99→; +PR 1LR / 1LS / 1ZF / 1ZP / 1ZM		24.3541-9549.5	241023	ATE - Halter
			←	☐; 11/99→; +PR 1LR / 1LS / 1ZF / 1ZP / 1ZM		24.3541-9550.5	241024	ATE - Halter
			→	☐; 11/99→; +PR 2EE		24.3384-1745.5	240848	TRW - Halter
			→	☐; 11/99→; +PR 2EE		24.3384-1746.5	240849	TRW - Halter

















	kw			 	! #		
<b>VW - GOLF IV Variant (1J5) 05/99→06/06</b>							
<b> Bremssattel</b>							
1.9 TDI 4motion	85	05/99→06/01	➔	☐; 11/99→; +PR 1KE		24.3414-1705.5 240832	TRW - Halter
			➔	☐; 11/99→; +PR 1KE		24.3414-1706.5 240833	TRW - Halter
1.9 TDI 4motion	96	11/00→06/06	➔	☐; 04/01→; +PR 1ZD / 1ZE		24.3541-8523.5 240551	ATE - Halter
			➔	☐; 04/01→; +PR 1ZD / 1ZE		24.3541-8524.5 240552	ATE - Halter
			➔	☐; 04/01→; +PR 2EE		24.3384-1745.5 240848	TRW - Halter
			➔	☐; 04/01→; +PR 2EE		24.3384-1746.5 240849	TRW - Halter
			➔	☐; 04/01→; +PR 1KE		24.3414-1705.5 240832	TRW - Halter
			➔	☐; 04/01→; +PR 1KE		24.3414-1706.5 240833	TRW - Halter
1.9 TDI 4motion	110	05/02→06/05	➔	☐; +PR 1ZD / 1ZE		24.3541-8523.5 240551	ATE - Halter
2.3 V5 4motion	110	05/99→06/06	➔	☐; +PR 1ZD / 1ZE		24.3541-8524.5 240552	ATE - Halter
2.3 V5 4motion	125	10/00→06/06	➔	☐; +PR 2EE		24.3384-1745.5 240848	TRW - Halter
			➔	☐; +PR 2EE		24.3384-1746.5 240849	TRW - Halter
			➔	☐; +PR 1KE		24.3414-1705.5 240832	TRW - Halter
			➔	☐; +PR 1KE		24.3414-1706.5 240833	TRW - Halter
2.0 4motion	88	12/99→06/06	➔	☐; 04/00→; +PR 1LR / 1LS / 1ZF / 1ZP / 1ZM		24.3541-9549.5 241023	ATE - Halter
			➔	☐; 04/00→; +PR 1LR / 1LS / 1ZF / 1ZP / 1ZM		24.3541-9550.5 241024	ATE - Halter
			➔	☐; 04/00→; +PR 2EE		24.3384-1745.5 240848	TRW - Halter
			➔	☐; 04/00→; +PR 2EE		24.3384-1746.5 240849	TRW - Halter
			➔	☐; 04/00→; +PR 1KE		24.3414-1705.5 240832	TRW - Halter
			➔	☐; 04/00→; +PR 1KE		24.3414-1706.5 240833	TRW - Halter
2.3 V5	110	05/99→06/06	➔	☐; +PR 1ZD / 1ZE		24.3541-8523.5 240551	ATE - Halter
2.3 V5	125	10/00→06/06	➔	☐; +PR 1ZD / 1ZE		24.3541-8524.5 240552	ATE - Halter
			➔	☐; → 1J-Y-238580; +PR 1KP / 1KT		24.3414-1703.5 240830	TRW - Halter
			➔	☐; → 1J-Y-238580; +PR 1KP / 1KT		24.3414-1704.5 240831	TRW - Halter
			➔	☐; 1J-Y-238581→; +PR 1KP / 1KT		24.3414-1705.5 240832	TRW - Halter
			➔	☐; 1J-Y-238581→; +PR 1KP / 1KT		24.3414-1706.5 240833	TRW - Halter
2.8 V6 4motion	150	05/99→06/06	➔	☐		11.9541-9595.2 220501	ATE - Halter
			➔	☐		11.9541-9596.2 220502	ATE - Halter
			➔	☐; +PR 2EE		24.3384-1745.5 240848	TRW - Halter
			➔	☐; +PR 2EE		24.3384-1746.5 240849	TRW - Halter
			➔	☐; +PR 1KE		24.3414-1705.5 240832	TRW - Halter
			➔	☐; +PR 1KE		24.3414-1706.5 240833	TRW - Halter
<b>Halter, Bremssattel</b>							
1.8 T	110	05/00→06/06	➔	+PR 1ZD / 1ZE	2	11.8170-0306.1 260102	ATE
1.9 TDI	110	06/01→06/06					
1.9 TDI 4motion	110	05/02→06/05					
2.3 V5	110	05/99→06/06					
2.3 V5	125	10/00→06/06					
2.3 V5 4motion	110	05/99→06/06					
2.3 V5 4motion	125	10/00→06/06					
1.9 TDI	96	11/00→06/06	➔	04/01→; +PR 1ZD / 1ZE	2	11.8170-0306.1 260102	ATE
1.9 TDI 4motion	96	11/00→06/06					
2.8 V6 4motion	150	05/99→06/06	➔		2	11.0230-0451.1 260130	ATE
<b>Feder, Bremssattel</b>							
1.8 T	110	05/00→06/06		+PR 1ZD / 1ZE	2	11.8116-0143.1 390513	ATE
1.9 TDI	110	06/01→06/06					
1.9 TDI 4motion	110	05/02→06/05					
2.3 V5	110	05/99→06/06					
2.3 V5	125	10/00→06/06					
2.3 V5 4motion	110	05/99→06/06					
2.3 V5 4motion	125	10/00→06/06					
1.9 TDI	96	11/00→06/06		04/01→; +PR 1ZD / 1ZE	2	11.8116-0143.1 390513	ATE
1.9 TDI 4motion	96	11/00→06/06					
2.8 V6 4motion	150	05/99→06/06	➔		2	11.8116-0143.1 390513	ATE
<b>Führungshülzensatz, Bremssattel</b>							
1.4 16V	55	05/99→06/06	➔	+PR 1LR / 1LS / 1ZF / 1ZP / 1ZM		11.0101-5409.2 260035	ATE
1.6	74	05/99→04/02					
1.6	75	08/00→06/06					
↓							










	kw			 	! #		
<b>VW - GOLF IV Variant (1J5) 05/99→06/06</b>							
<b>Führungshülzensatz, Bremssattel</b>							
1.6 16V	77	02/00→06/06	←	+PR 1LR / 1LS / 1ZF / 1ZP / 1ZM		11.0101-5409.2 260035	ATE
1.6 FSI	81	01/02→06/06	←				
1.8 4motion	92	05/99→06/06	←				
1.9 SDI	50	05/99→06/06	←				
1.9 TDI	66	05/99→05/06	←				
1.9 TDI	74	09/00→06/06	←				
1.9 TDI	81	05/99→06/01	←				
1.9 TDI	85	08/99→06/01	←				
1.9 TDI 4motion	66	05/99→04/02	←				
1.9 TDI 4motion	74	09/00→06/06	←				
2.0	85	05/99→06/06	←				
2.0 4motion	85	10/00→06/06	←				
2.0 Bi-Fuel	85	02/02→06/06	←				
1.8 T	110	05/00→06/06	←	+PR 1ZD / 1ZE		11.0101-5409.2 260035	ATE
1.9 TDI 4motion	110	05/02→06/05	←				
2.3 V5	110	05/99→06/06	←				
2.3 V5	125	10/00→06/06	←				
2.3 V5 4motion	110	05/99→06/06	←				
2.3 V5 4motion	125	10/00→06/06	←				
1.9 TDI	96	11/00→06/06	←	04/01→; +PR 1LR / 1LS / 1ZF / 1ZP / 1ZM		11.0101-5409.2 260035	ATE
			←	04/01→; +PR 1ZD / 1ZE		11.0101-5409.2 260035	ATE
1.9 TDI	110	06/01→06/06	←	+PR 1ZD / 1ZE		11.0101-5409.2 260035	ATE
			←	+PR 1LR / 1LS / 1ZF / 1ZP / 1ZM		11.0101-5409.2 260035	ATE
1.9 TDI 4motion	85	05/99→06/01	←	11/99→; +PR 1LR / 1LS / 1ZF / 1ZP / 1ZM		11.0101-5409.2 260035	ATE
1.9 TDI 4motion	96	11/00→06/06	←	04/01→; +PR 1ZD / 1ZE		11.0101-5409.2 260035	ATE
2.0 4motion	88	12/99→06/06	←	04/00→; +PR 1LR / 1LS / 1ZF / 1ZP / 1ZM		11.0101-5409.2 260035	ATE
2.8 V6 4motion	150	05/99→06/06	←			11.0101-5409.2 260035	ATE
<b>Führungsbolzen, Bremssattel</b>							
1.8 T	110	05/00→06/06	←	+PR 1ZD / 1ZE	2	11.8171-0008.1 990049	ATE
1.9 TDI	110	06/01→06/06	←				
1.9 TDI 4motion	110	05/02→06/05	←				
2.3 V5	110	05/99→06/06	←				
2.3 V5	125	10/00→06/06	←				
2.3 V5 4motion	110	05/99→06/06	←				
2.3 V5 4motion	125	10/00→06/06	←				
1.9 TDI	96	11/00→06/06	←	04/01→; +PR 1ZD / 1ZE	2	11.8171-0008.1 990049	ATE
1.9 TDI 4motion	96	11/00→06/06	←				
2.8 V6 4motion	150	05/99→06/06	←		2	11.8171-0008.1 990049	ATE
<b>Dichtungssatz, Bremssattel</b>							
1.8 T	110	05/00→06/06	←	+PR 1ZD / 1ZE		11.0441-5409.2 250031	ATE
1.9 TDI	110	06/01→06/06	←				
1.9 TDI 4motion	110	05/02→06/05	←				
2.3 V5	110	05/99→06/06	←				
2.3 V5	125	10/00→06/06	←				
2.3 V5 4motion	110	05/99→06/06	←				
2.3 V5 4motion	125	10/00→06/06	←				
1.9 TDI	96	11/00→06/06	←	04/01→; +PR 1ZD / 1ZE		11.0441-5409.2 250031	ATE
1.9 TDI 4motion	96	11/00→06/06	←				
2.8 V6 4motion	150	05/99→06/06	←			11.0441-5409.2 250031	ATE
<b>Bremsschlauch</b>							
1.4 16V	55	05/99→06/06	←		2	24.5143-0439.3 331411	L= 439
1.6	74	05/99→04/02	←				
1.6	75	08/00→06/06	→	☐ / am Bremssattel		24.1253-0010.3 331066	L= 233 mit Rohrleitung
1.6 16V	77	02/00→06/06	→	☐ / am Bremssattel		24.1253-0020.3 331067	L= 233 mit Rohrleitung
1.6 FSI	81	01/02→06/06	→				
1.8 T	110	05/00→06/06	→		2	83.7858-0140.3 330837	L= 140
1.9 SDI	50	05/99→06/06	→				
1.9 TDI	66	05/99→05/06	→				
1.9 TDI	74	09/00→06/06	→				
1.9 TDI	81	05/99→06/01	→				
1.9 TDI	85	08/99→06/01	→				
1.9 TDI	110	06/01→06/06	→				
2.0	85	05/99→06/06	→				
2.0 Bi-Fuel	85	02/02→06/06	→				
2.3 V5	110	05/99→06/06	→				
2.3 V5	125	10/00→06/06	→				
1.8 4motion	92	05/99→06/06	←		2	24.5143-0569.3 331398	L= 569
1.9 TDI 4motion	66	05/99→04/02	→				
1.9 TDI 4motion	74	09/00→06/06	→		2	83.7858-0140.3 330837	L= 140
1.9 TDI 4motion	110	05/02→06/05	→				
2.0 4motion	85	10/00→06/06	→				
↓							

	kw			 	! #		
<b>VW - GOLF IV Variant (1J5) 05/99→06/06</b>							
<b>Bremsschlauch</b>							
2.3 V5 4motion	110	05/99→06/06	←		2	24.5143-0569.3 331398	L= 569
2.3 V5 4motion	125	10/00→06/06	→		2	83.7858-0140.3 330837	L= 140
2.8 V6 4motion	150	05/99→06/06	→				
1.9 TDI	96	11/00→06/06	←	04/01→	2	24.5143-0439.3 331411	L= 439
			→	 / am Bremssattel; 04/01→		24.1253-0010.3 331066	L= 233 mit Rohrleitung
			→	 / am Bremssattel; 04/01→		24.1253-0020.3 331067	L= 233 mit Rohrleitung
			→	04/01→	2	83.7858-0140.3 330837	L= 140
1.9 TDI 4motion	85	05/99→06/01	←	11/99→	2	24.5143-0569.3 331398	L= 569
			→	11/99→	2	83.7858-0140.3 330837	L= 140
1.9 TDI 4motion	96	11/00→06/06	←	04/01→	2	24.5143-0569.3 331398	L= 569
			→	04/01→	2	83.7858-0140.3 330837	L= 140
2.0 4motion	88	12/99→06/06	←	04/00→	2	24.5143-0569.3 331398	L= 569
			→	04/00→	2	83.7858-0140.3 330837	L= 140
<b>VW - GOLF V (1K1) 10/03→07/10</b>							
<b>Bremssattel</b>							
1.4 16V	55	10/03→05/06	←	 ; +PR 1ZF / 1ZM / 1ZC		24.3541-9549.5 241023	ATE - Halter
1.4 FSI	66	10/03→07/06	←	 ; +PR 1ZF / 1ZM / 1ZC		24.3541-9550.5 241024	ATE - Halter
1.6 FSI	85	10/03→07/08	←	 ; +PR 1LL / 1LV		24.3541-9553.5 241025	ATE - Halter
			←	 ; +PR 1ZE / 1ZP		24.3541-9553.5 241025	ATE - Halter
			←	 ; +PR 1LJ / 1ZD		24.3541-9553.5 241025	ATE - Halter
			←	 ; +PR 1LL / 1LV		24.3541-9554.5 241026	ATE - Halter
			←	 ; +PR 1ZE / 1ZP		24.3541-9554.5 241026	ATE - Halter
			←	 ; +PR 1LJ / 1ZD		24.3541-9554.5 241026	ATE - Halter
			←	 ; +PR 1LK / 1LM		24.3576-9995.5 240962	ATE - Halter
			←	 ; +PR 1LK / 1LM		24.3576-9996.5 240963	ATE - Halter
			→	 ; +PR 1KD / 1KQ		24.3384-1755.5 240886	TRW - Halter
			→	 ; +PR 1KD / 1KQ		24.3384-1756.5 240887	TRW - Halter
			→	 ; +PR 1KZ		24.3387-1717.5 240872	TRW - Halter
			→	 ; +PR 1KZ		24.3387-1718.5 240873	TRW - Halter
			→	 ; +PR 1KE / 1KF / 1KV / 1KY		24.3414-1709.5 240834	TRW - Halter
			→	 ; +PR 1KE / 1KF / 1KV / 1KY		24.3414-1710.5 240835	TRW - Halter
1.4 16V	59	05/06→11/08	←	 ; +PR 1ZF / 1ZM / 1ZC; → 09/08		24.3541-9549.5 241023	ATE - Halter
1.4 TSI	90	05/07→11/08	←	 ; +PR 1ZF / 1ZM / 1ZC; → 09/08		24.3541-9550.5 241024	ATE - Halter
1.4 TSI	103	05/06→11/08	←	 ; +PR 1ZE / 1ZP; → 09/08		24.3541-9553.5 241025	ATE - Halter
1.4 TSI	125	11/05→11/08	←	 ; +PR 1LJ / 1ZD; → 09/08		24.3541-9553.5 241025	ATE - Halter
1.6	75	01/04→11/08	←	 ; +PR 1LL / 1LV; → 09/08		24.3541-9553.5 241025	ATE - Halter
1.6 MultiFuel	75	10/07→11/08	←	 ; +PR 1LL / 1LV; → 09/08		24.3541-9554.5 241026	ATE - Halter
1.9 TDI	66	05/04→11/08	←	 ; +PR 1ZE / 1ZP; → 09/08		24.3541-9554.5 241026	ATE - Halter
1.9 TDI	77	10/03→11/08	←	 ; +PR 1LJ / 1ZD; → 09/08		24.3541-9554.5 241026	ATE - Halter
2.0 FSI	110	01/04→11/08	←	 ; +PR 1LK / 1LM; → 09/08		24.3576-9995.5 240962	ATE - Halter
2.0 GTI	147	10/04→02/09	←	 ; +PR 1LK / 1LM; → 09/08		24.3576-9996.5 240963	ATE - Halter
2.0 GTI	169	09/06→12/08	←	 ; +PR 1KD / 1KQ; → 09/08		24.3384-1755.5 240886	TRW - Halter
2.0 SDI	55	01/04→11/08	←	 ; +PR 1KD / 1KQ; → 09/08		24.3384-1756.5 240887	TRW - Halter
2.0 TDI	100	10/03→11/08	←	 ; +PR 1KZ; → 09/08		24.3387-1717.5 240872	TRW - Halter
2.0 TDI	103	12/04→11/08	←	 ; +PR 1KZ; → 09/08		24.3387-1718.5 240873	TRW - Halter
2.0 TDI	125	11/05→11/08	←	 ; +PR 1KE / 1KF / 1KV / 1KY; → 09/08		24.3414-1709.5 240834	TRW - Halter
2.0 TDI 16V	103	10/03→11/08	←	 ; +PR 1KE / 1KF / 1KV / 1KY; → 09/08		24.3414-1710.5 240835	TRW - Halter
1.9 TDI 4motion	77	08/04→11/08	←	 ; +PR 1ZF / 1ZM / 1ZC; → 09/08		24.3541-9549.5 241023	ATE - Halter
2.0 FSI 4motion	110	08/04→11/08	←	 ; +PR 1ZF / 1ZM / 1ZC; → 09/08		24.3541-9550.5 241024	ATE - Halter
2.0 TDI 16V 4motion	103	08/04→11/08	←	 ; +PR 1ZE / 1ZP; → 09/08		24.3541-9553.5 241025	ATE - Halter
2.0 TDI 4motion	103	01/07→11/08	←	 ; +PR 1LL / 1LV; → 09/08		24.3541-9553.5 241025	ATE - Halter
3.2 R32 4motion	184	11/05→11/08	←	 ; +PR 1LJ / 1ZD; → 09/08		24.3541-9553.5 241025	ATE - Halter
			←	 ; +PR 1ZE / 1ZP; → 09/08		24.3541-9554.5 241026	ATE - Halter



	kw			 	! #			
<b>VW - GOLF V (1K1) 10/03→07/10</b>								
<b>Bremssattel</b>								
1.9 TDI 4motion	77	08/04→11/08	←	☐; +PR 1LL / 1LV; → 09/08		24.3541-9554.5	241026	ATE - Halter
2.0 FSI 4motion	110	08/04→11/08	←	☐; +PR 1LJ / 1ZD; → 09/08		24.3541-9554.5	241026	ATE - Halter
2.0 TDI 16V 4motion	103	08/04→11/08	←	☐; +PR 1LJ / 1ZD; → 09/08		24.3541-9554.5	241026	ATE - Halter
2.0 TDI 4motion	103	01/07→11/08	←	☐; +PR 1LK / 1LM; → 09/08		24.3576-9995.5	240962	ATE - Halter
3.2 R32 4motion	184	11/05→11/08	←	☐; +PR 1LK / 1LM; → 09/08		24.3576-9996.5	240963	ATE - Halter
			→	☐; +PR 1KE / 1KF / 1KV / 1KY; → 09/08		24.3414-1709.5	240834	TRW - Halter
			→	☐; +PR 1KE / 1KF / 1KV / 1KY; → 09/08		24.3414-1710.5	240835	TRW - Halter
<b>Halter, Bremssattel</b>								
1.4 16V	55	10/03→05/06	←	+PR 1LL / 1LV		11.0230-0131.1	260129	ATE
1.4 FSI	66	10/03→07/06	←	+PR 1LJ / 1ZD		11.0230-0131.1	260129	ATE
1.6 FSI	85	10/03→07/08	←	+PR 1LJ / 1ZD		11.0230-0131.1	260129	ATE
1.4 16V	59	05/06→11/08	←	+PR 1LJ / 1ZD; → 09/08		11.0230-0131.1	260129	ATE
1.4 TSI	90	05/07→11/08	←	+PR 1LJ / 1ZD; → 09/08		11.0230-0131.1	260129	ATE
1.4 TSI	103	05/06→11/08	←	+PR 1LL / 1LV; → 09/08		11.0230-0131.1	260129	ATE
1.4 TSI	125	11/05→11/08	←	+PR 1LL / 1LV; → 09/08		11.0230-0131.1	260129	ATE
1.6	75	01/04→11/08	←	+PR 1LL / 1LV; → 09/08		11.0230-0131.1	260129	ATE
1.6 MultiFuel	75	10/07→11/08	←	+PR 1LL / 1LV; → 09/08		11.0230-0131.1	260129	ATE
1.9 TDI	66	05/04→11/08	←	+PR 1LL / 1LV; → 09/08		11.0230-0131.1	260129	ATE
1.9 TDI	77	10/03→11/08	←	+PR 1LL / 1LV; → 09/08		11.0230-0131.1	260129	ATE
1.9 TDI 4motion	77	08/04→11/08	←	+PR 1LL / 1LV; → 09/08		11.0230-0131.1	260129	ATE
2.0 FSI	110	01/04→11/08	←	+PR 1LL / 1LV; → 09/08		11.0230-0131.1	260129	ATE
2.0 FSI 4motion	110	08/04→11/08	←	+PR 1LL / 1LV; → 09/08		11.0230-0131.1	260129	ATE
2.0 GTI	147	10/04→02/09	←	+PR 1LL / 1LV; → 09/08		11.0230-0131.1	260129	ATE
2.0 GTI	169	09/06→12/08	←	+PR 1LL / 1LV; → 09/08		11.0230-0131.1	260129	ATE
2.0 SDI	55	01/04→11/08	←	+PR 1LL / 1LV; → 09/08		11.0230-0131.1	260129	ATE
2.0 TDI	100	10/03→11/08	←	+PR 1LL / 1LV; → 09/08		11.0230-0131.1	260129	ATE
2.0 TDI	103	12/04→11/08	←	+PR 1LL / 1LV; → 09/08		11.0230-0131.1	260129	ATE
2.0 TDI	125	11/05→11/08	←	+PR 1LL / 1LV; → 09/08		11.0230-0131.1	260129	ATE
2.0 TDI 16V	103	10/03→11/08	←	+PR 1LL / 1LV; → 09/08		11.0230-0131.1	260129	ATE
2.0 TDI 16V 4motion	103	08/04→11/08	←	+PR 1LL / 1LV; → 09/08		11.0230-0131.1	260129	ATE
2.0 TDI 4motion	103	01/07→11/08	←	+PR 1LL / 1LV; → 09/08		11.0230-0131.1	260129	ATE
3.2 R32 4motion	184	11/05→11/08	←	+PR 1LL / 1LV; → 09/08		11.0230-0131.1	260129	ATE
<b>Feder, Bremssattel</b>								
1.4 16V	55	10/03→05/06	←	+PR 1LL / 1LV	2	11.8116-0351.1	390538	ATE
1.4 FSI	66	10/03→07/06	←	+PR 1ZE / 1ZP	2	11.8116-0351.1	390538	ATE
1.6 FSI	85	10/03→07/08	←	+PR 1ZE / 1ZP	2	11.8116-0351.1	390538	ATE
			←	+PR 1LJ / 1ZD	2	11.8116-0351.1	390538	ATE
			←	+PR 1LK / 1LM	2	11.8116-0410.2	390589	ATE
1.4 16V	59	05/06→11/08	←	+PR 1ZE / 1ZP; → 09/08	2	11.8116-0351.1	390538	ATE
1.4 TSI	90	05/07→11/08	←	+PR 1LL / 1LV; → 09/08	2	11.8116-0351.1	390538	ATE
1.4 TSI	103	05/06→11/08	←	+PR 1LL / 1LV; → 09/08	2	11.8116-0351.1	390538	ATE
1.4 TSI	125	11/05→11/08	←	+PR 1LJ / 1ZD; → 09/08	2	11.8116-0351.1	390538	ATE
1.6	75	01/04→11/08	←	+PR 1LJ / 1ZD; → 09/08	2	11.8116-0351.1	390538	ATE
1.6 MultiFuel	75	10/07→11/08	←	+PR 1LK / 1LM; → 09/08	2	11.8116-0410.2	390589	ATE
1.9 TDI	66	05/04→11/08	←	+PR 1LL / 1LV; → 09/08		11.8116-0351.1	390538	ATE
1.9 TDI	77	10/03→11/08	←	+PR 1LL / 1LV; → 09/08		11.8116-0351.1	390538	ATE
1.9 TDI 4motion	77	08/04→11/08	←	+PR 1LL / 1LV; → 09/08		11.8116-0351.1	390538	ATE
2.0 FSI	110	01/04→11/08	←	+PR 1LL / 1LV; → 09/08		11.8116-0351.1	390538	ATE
2.0 FSI 4motion	110	08/04→11/08	←	+PR 1LL / 1LV; → 09/08		11.8116-0351.1	390538	ATE
2.0 GTI	147	10/04→02/09	←	+PR 1LL / 1LV; → 09/08		11.8116-0351.1	390538	ATE
2.0 GTI	169	09/06→12/08	←	+PR 1LL / 1LV; → 09/08		11.8116-0351.1	390538	ATE
2.0 SDI	55	01/04→11/08	←	+PR 1LL / 1LV; → 09/08		11.8116-0351.1	390538	ATE
2.0 TDI	100	10/03→11/08	←	+PR 1LL / 1LV; → 09/08		11.8116-0351.1	390538	ATE
2.0 TDI	103	12/04→11/08	←	+PR 1LL / 1LV; → 09/08		11.8116-0351.1	390538	ATE
2.0 TDI	125	11/05→11/08	←	+PR 1LL / 1LV; → 09/08		11.8116-0351.1	390538	ATE
2.0 TDI 16V	103	10/03→11/08	←	+PR 1LL / 1LV; → 09/08		11.8116-0351.1	390538	ATE
2.0 TDI 16V 4motion	103	08/04→11/08	←	+PR 1LL / 1LV; → 09/08		11.8116-0351.1	390538	ATE
2.0 TDI 4motion	103	01/07→11/08	←	+PR 1LL / 1LV; → 09/08		11.8116-0351.1	390538	ATE
3.2 R32 4motion	184	11/05→11/08	←	+PR 1LL / 1LV; → 09/08		11.8116-0351.1	390538	ATE
<b>Führungshülzensatz, Bremssattel</b>								
1.4 16V	55	10/03→05/06	←	+PR 1ZF / 1ZM / 1ZC		11.0101-5409.2	260035	ATE
1.4 FSI	66	10/03→07/06	←	+PR 1ZE / 1ZP		11.0101-5409.2	260035	ATE
1.6 FSI	85	10/03→07/08	←	+PR 1ZE / 1ZP		11.0101-5409.2	260035	ATE
			←	+PR 1LL / 1LV		11.0101-5409.2	260035	ATE
			←	+PR 1LJ / 1ZD		11.0101-5409.2	260035	ATE
			←	+PR 1LK / 1LM		11.0101-5409.2	260035	ATE
1.4 16V	59	05/06→11/08	←	+PR 1ZE / 1ZP; → 09/08		11.0101-5409.2	260035	ATE
1.4 TSI	90	05/07→11/08	←	+PR 1LJ / 1ZD; → 09/08		11.0101-5409.2	260035	ATE
1.4 TSI	103	05/06→11/08	←	+PR 1LJ / 1ZD; → 09/08		11.0101-5409.2	260035	ATE
1.4 TSI	125	11/05→11/08	←	+PR 1LK / 1LM; → 09/08		11.0101-5409.2	260035	ATE
1.6	75	01/04→11/08	←	+PR 1LK / 1LM; → 09/08		11.0101-5409.2	260035	ATE
1.6 MultiFuel	75	10/07→11/08	←	+PR 1LL / 1LV; → 09/08		11.0101-5409.2	260035	ATE
1.9 TDI	66	05/04→11/08	←	+PR 1LL / 1LV; → 09/08		11.0101-5409.2	260035	ATE
1.9 TDI	77	10/03→11/08	←	+PR 1ZF / 1ZM / 1ZC; → 09/08		11.0101-5409.2	260035	ATE

	kw			 	! #		
<b>VW - GOLF V (1K1) 10/03→07/10</b>							
<b>Führungshülzensatz, Bremsattel</b>							
1.9 TDI 4motion	77	08/04→11/08	←	+PR 1ZE / 1ZP; → 09/08		11.0101-5409.2 260035	ATE
2.0 FSI	110	01/04→11/08	←			11.0101-5409.2 260035	ATE
2.0 FSI 4motion	110	08/04→11/08	←	+PR 1LJ / 1ZD; → 09/08		11.0101-5409.2 260035	ATE
2.0 GTI	147	10/04→02/09	←	+PR 1LK / 1LM; → 09/08		11.0101-5409.2 260035	ATE
2.0 GTI	169	09/06→12/08	←			11.0101-5409.2 260035	ATE
2.0 SDI	55	01/04→11/08	←	+PR 1LL / 1LV; → 09/08		11.0101-5409.2 260035	ATE
2.0 TDI	100	10/03→11/08	←			11.0101-5409.2 260035	ATE
2.0 TDI	103	12/04→11/08	←	+PR 1ZF / 1ZM / 1ZC; → 09/08		11.0101-5409.2 260035	ATE
2.0 TDI	125	11/05→11/08					
2.0 TDI 16V	103	10/03→11/08					
2.0 TDI 16V 4motion	103	08/04→11/08					
2.0 TDI 4motion	103	01/07→11/08					
3.2 R32 4motion	184	11/05→11/08					
<b>Führungsbolzen, Bremsattel</b>							
1.4 16V	55	10/03→05/06		+PR 1LK / 1LM	2	11.8171-0008.1 990049	ATE
1.4 FSI	66	10/03→07/06				11.8171-0008.1 990049	ATE
1.6 FSI	85	10/03→07/08		+PR 1LL / 1LV	2	11.8171-0008.1 990049	ATE
				+PR 1ZE / 1ZP	2	11.8171-0008.1 990049	ATE
				+PR 1LJ / 1ZD	2	11.8171-0008.1 990049	ATE
1.4 16V	59	05/06→11/08		+PR 1ZE / 1ZP; → 09/08	2	11.8171-0008.1 990049	ATE
1.4 TSI	90	05/07→11/08				11.8171-0008.1 990049	ATE
1.4 TSI	103	05/06→11/08		+PR 1LK / 1LM; → 09/08	2	11.8171-0008.1 990049	ATE
1.4 TSI	125	11/05→11/08				11.8171-0008.1 990049	ATE
1.6	75	01/04→11/08		+PR 1LL / 1LV; → 09/08	2	11.8171-0008.1 990049	ATE
1.6 MultiFuel	75	10/07→11/08		+PR 1LJ / 1ZD; → 09/08	2	11.8171-0008.1 990049	ATE
1.9 TDI	66	05/04→11/08					
1.9 TDI	77	10/03→11/08					
1.9 TDI 4motion	77	08/04→11/08					
2.0 FSI	110	01/04→11/08					
2.0 FSI 4motion	110	08/04→11/08					
2.0 GTI	147	10/04→02/09					
2.0 GTI	169	09/06→12/08					
2.0 SDI	55	01/04→11/08					
2.0 TDI	100	10/03→11/08					
2.0 TDI	103	12/04→11/08					
2.0 TDI	125	11/05→11/08					
2.0 TDI 16V	103	10/03→11/08					
2.0 TDI 16V 4motion	103	08/04→11/08					
2.0 TDI 4motion	103	01/07→11/08					
3.2 R32 4motion	184	11/05→11/08					
<b>Zubehörsatz, Bremsattel</b>							
1.4 16V	55	10/03→05/06	→	+PR 1KZ		24.0101-3803.2 260101	TRW
1.4 FSI	66	10/03→07/06	→			24.0101-3803.2 260101	TRW
1.6 FSI	85	10/03→07/08	→			24.0101-3803.2 260101	TRW
1.4 16V	59	05/06→11/08	→	+PR 1KZ; → 09/08		24.0101-3803.2 260101	TRW
1.4 TSI	90	05/07→11/08	→			24.0101-3803.2 260101	TRW
1.4 TSI	103	05/06→11/08	→			24.0101-3803.2 260101	TRW
1.4 TSI	125	11/05→11/08	→			24.0101-3803.2 260101	TRW
1.6	75	01/04→11/08	→			24.0101-3803.2 260101	TRW
1.6 MultiFuel	75	10/07→11/08	→			24.0101-3803.2 260101	TRW
1.9 TDI	66	05/04→11/08	→			24.0101-3803.2 260101	TRW
1.9 TDI	77	10/03→11/08	→			24.0101-3803.2 260101	TRW
2.0 FSI	110	01/04→11/08	→			24.0101-3803.2 260101	TRW
2.0 GTI	147	10/04→02/09	→			24.0101-3803.2 260101	TRW
2.0 GTI	169	09/06→12/08	→			24.0101-3803.2 260101	TRW
2.0 SDI	55	01/04→11/08	→			24.0101-3803.2 260101	TRW
2.0 TDI	100	10/03→11/08	→			24.0101-3803.2 260101	TRW
2.0 TDI	103	12/04→11/08	→			24.0101-3803.2 260101	TRW
2.0 TDI	125	11/05→11/08	→			24.0101-3803.2 260101	TRW
2.0 TDI 16V	103	10/03→11/08	→			24.0101-3803.2 260101	TRW
<b>Bremsschlauch</b>							
1.4 16V	55	10/03→05/06	←		2	24.5143-0564.3 331433	L= 563
1.4 FSI	66	10/03→07/06	←			24.5143-0564.3 331433	L= 563
1.6 FSI	85	10/03→07/08	→		2	24.5204-0233.3 331430	L= 233
1.4 16V	59	05/06→11/08	←	→ 09/08	2	24.5143-0564.3 331433	L= 563
1.4 TSI	90	05/07→11/08	←			24.5143-0564.3 331433	L= 563
1.4 TSI	103	05/06→11/08	→	→ 09/08	2	24.5204-0233.3 331430	L= 233
1.4 TSI	125	11/05→11/08	→			24.5204-0233.3 331430	L= 233
1.6	75	01/04→11/08	→			24.5204-0233.3 331430	L= 233
1.6 MultiFuel	75	10/07→11/08	→			24.5204-0233.3 331430	L= 233
1.9 TDI	66	05/04→11/08	→			24.5204-0233.3 331430	L= 233
1.9 TDI	77	10/03→11/08	→			24.5204-0233.3 331430	L= 233
2.0 FSI	110	01/04→11/08	→			24.5204-0233.3 331430	L= 233
2.0 GTI	147	10/04→02/09	→			24.5204-0233.3 331430	L= 233
2.0 GTI	169	09/06→12/08	→			24.5204-0233.3 331430	L= 233
2.0 SDI	55	01/04→11/08	→			24.5204-0233.3 331430	L= 233
2.0 TDI	100	10/03→11/08	→			24.5204-0233.3 331430	L= 233
2.0 TDI	103	12/04→11/08	→			24.5204-0233.3 331430	L= 233
2.0 TDI	125	11/05→11/08	→			24.5204-0233.3 331430	L= 233

	kw			 	! #		
<b>VW - GOLF V (1K1) 10/03→07/10</b>							
 <b>Bremsschlauch</b>							
2.0 TDI 16V	103	10/03→11/08	←	→ 09/08	2	24.5143-0564.3 331433	L= 563
			→	→ 09/08	2	24.5204-0233.3 331430	L= 233
1.9 TDI 4motion	77	08/04→11/08	←	→ 09/08; +PR 1ZE / 1ZP	2	24.5143-0564.3 331433	L= 563
			←	→ 09/08; +PR 1LK / 1LM	2	83.7849-0502.3 331125	L= 504
			→	→ 09/08	2	24.5204-0233.3 331430	L= 233
			→	08/06→ 09/08	2	24.5204-0233.3 331430	L= 233
2.0 FSI 4motion	110	08/04→11/08	←	→ 09/08; +PR 1ZE / 1ZP	2	24.5143-0564.3 331433	L= 563
2.0 TDI 16V 4motion	103	08/04→11/08	←	→ 09/08; +PR 1ZE / 1ZP	2	24.5143-0564.3 331433	L= 563
2.0 TDI 4motion	103	01/07→11/08	←	→ 09/08; +PR 1LK / 1LM	2	83.7849-0502.3 331125	L= 504
3.2 R32 4motion	184	11/05→11/08	→	→ 09/08	2	24.5204-0233.3 331430	L= 233
<b>VW - GOLF V Variant (1K5) 01/07→07/09</b>							
 <b>Bremssattel</b>							
1.4	59	06/07→07/09	←	☐; → 06/09; +PR 1ZM		24.3541-9549.5 241023	ATE - Halter
1.4 TSI	90	06/07→07/09	←	☐; → 06/09; +PR 1ZM		24.3541-9550.5 241024	ATE - Halter
1.4 TSI	103	06/07→07/09	←	☐; → 06/09; +PR 1ZM		24.3541-9550.5 241024	ATE - Halter
1.4 TSI	118	07/08→07/09	←	☐; → 06/09; +PR 1ZE / 1ZP		24.3541-9553.5 241025	ATE - Halter
1.4 TSI	125	06/07→07/09	←	☐; → 06/09; +PR 1ZE / 1ZP		24.3541-9553.5 241025	ATE - Halter
1.6	75	06/07→07/09	←	☐; → 06/09; +PR 1LJ / 1ZD		24.3541-9553.5 241025	ATE - Halter
1.6 MultiFuel	75	11/07→07/09	←	☐; → 06/09; +PR 1ZE / 1ZP		24.3541-9554.5 241026	ATE - Halter
1.9 TDI	77	06/07→07/09	←	☐; → 06/09; +PR 1ZE / 1ZP		24.3541-9554.5 241026	ATE - Halter
1.9 TDI 4motion	77	01/08→07/09	←	☐; → 06/09; +PR 1LJ / 1ZD		24.3541-9554.5 241026	ATE - Halter
2.0	147	06/07→07/09	→	☐; → 06/09; +PR 1KE / 1KF / 1KJ / 1KV		24.3414-1709.5 240834	TRW - Halter
2.0 TDI	100	06/07→07/09	→	☐; → 06/09; +PR 1KE / 1KF / 1KJ / 1KV		24.3414-1709.5 240834	TRW - Halter
2.0 TDI	103	06/07→07/09	→	☐; → 06/09; +PR 1KE / 1KF / 1KJ / 1KV		24.3414-1710.5 240835	TRW - Halter
2.0 TDI 16V	103	06/07→07/09	→	☐; → 06/09; +PR 1KE / 1KF / 1KJ / 1KV		24.3414-1710.5 240835	TRW - Halter
<b>Halter, Bremssattel</b>							
1.4	59	06/07→07/09	←	→ 06/09; +PR 1LJ / 1ZD	2	11.0230-0131.1 260129	ATE
1.4 TSI	90	06/07→07/09	←	→ 06/09; +PR 1LJ / 1ZD	2	11.0230-0131.1 260129	ATE
1.4 TSI	103	06/07→07/09	←	→ 06/09; +PR 1LJ / 1ZD	2	11.0230-0131.1 260129	ATE
1.4 TSI	118	07/08→07/09	←	→ 06/09; +PR 1LJ / 1ZD	2	11.0230-0131.1 260129	ATE
1.4 TSI	125	06/07→07/09	←	→ 06/09; +PR 1LJ / 1ZD	2	11.0230-0131.1 260129	ATE
1.6	75	06/07→07/09	←	→ 06/09; +PR 1LJ / 1ZD	2	11.0230-0131.1 260129	ATE
1.6 MultiFuel	75	11/07→07/09	←	→ 06/09; +PR 1LJ / 1ZD	2	11.0230-0131.1 260129	ATE
1.9 TDI	77	06/07→07/09	←	→ 06/09; +PR 1LJ / 1ZD	2	11.0230-0131.1 260129	ATE
1.9 TDI 4motion	77	01/08→07/09	←	→ 06/09; +PR 1LJ / 1ZD	2	11.0230-0131.1 260129	ATE
2.0	147	06/07→07/09	→	→ 06/09; +PR 1LJ / 1ZD	2	11.0230-0131.1 260129	ATE
2.0 TDI	100	06/07→07/09	→	→ 06/09; +PR 1LJ / 1ZD	2	11.0230-0131.1 260129	ATE
2.0 TDI	103	06/07→07/09	→	→ 06/09; +PR 1LJ / 1ZD	2	11.0230-0131.1 260129	ATE
2.0 TDI 16V	103	06/07→07/09	→	→ 06/09; +PR 1LJ / 1ZD	2	11.0230-0131.1 260129	ATE
<b>Feder, Bremssattel</b>							
1.4	59	06/07→07/09	←	→ 06/09; +PR 1LJ / 1ZD	2	11.8116-0351.1 390538	ATE
1.4 TSI	90	06/07→07/09	←	→ 06/09; +PR 1LJ / 1ZD	2	11.8116-0351.1 390538	ATE
1.4 TSI	103	06/07→07/09	←	→ 06/09; +PR 1ZE / 1ZP	2	11.8116-0351.1 390538	ATE
1.4 TSI	118	07/08→07/09	←	→ 06/09; +PR 1ZE / 1ZP	2	11.8116-0351.1 390538	ATE
1.4 TSI	125	06/07→07/09	←	→ 06/09; +PR 1ZE / 1ZP	2	11.8116-0351.1 390538	ATE
1.6	75	06/07→07/09	←	→ 06/09; +PR 1ZE / 1ZP	2	11.8116-0351.1 390538	ATE
1.6 MultiFuel	75	11/07→07/09	←	→ 06/09; +PR 1ZE / 1ZP	2	11.8116-0351.1 390538	ATE
1.9 TDI	77	06/07→07/09	←	→ 06/09; +PR 1ZE / 1ZP	2	11.8116-0351.1 390538	ATE
1.9 TDI 4motion	77	01/08→07/09	←	→ 06/09; +PR 1ZE / 1ZP	2	11.8116-0351.1 390538	ATE
2.0	147	06/07→07/09	→	→ 06/09; +PR 1ZE / 1ZP	2	11.8116-0351.1 390538	ATE
2.0 TDI	100	06/07→07/09	→	→ 06/09; +PR 1ZE / 1ZP	2	11.8116-0351.1 390538	ATE
2.0 TDI	103	06/07→07/09	→	→ 06/09; +PR 1ZE / 1ZP	2	11.8116-0351.1 390538	ATE
2.0 TDI 16V	103	06/07→07/09	→	→ 06/09; +PR 1ZE / 1ZP	2	11.8116-0351.1 390538	ATE
<b>Führungshülzensatz, Bremssattel</b>							
1.4	59	06/07→07/09	←	→ 06/09; +PR 1ZM		11.0101-5409.2 260035	ATE
1.4 TSI	90	06/07→07/09	←	→ 06/09; +PR 1ZM		11.0101-5409.2 260035	ATE
1.4 TSI	103	06/07→07/09	←	→ 06/09; +PR 1LJ / 1ZD		11.0101-5409.2 260035	ATE
1.4 TSI	118	07/08→07/09	←	→ 06/09; +PR 1LJ / 1ZD		11.0101-5409.2 260035	ATE
1.4 TSI	125	06/07→07/09	←	→ 06/09; +PR 1ZE / 1ZP		11.0101-5409.2 260035	ATE
1.6	75	06/07→07/09	←	→ 06/09; +PR 1ZE / 1ZP		11.0101-5409.2 260035	ATE
1.6 MultiFuel	75	11/07→07/09	←	→ 06/09; +PR 1ZE / 1ZP		11.0101-5409.2 260035	ATE
1.9 TDI	77	06/07→07/09	←	→ 06/09; +PR 1ZE / 1ZP		11.0101-5409.2 260035	ATE
1.9 TDI 4motion	77	01/08→07/09	←	→ 06/09; +PR 1ZE / 1ZP		11.0101-5409.2 260035	ATE
2.0	147	06/07→07/09	→	→ 06/09; +PR 1ZE / 1ZP		11.0101-5409.2 260035	ATE
2.0 TDI	100	06/07→07/09	→	→ 06/09; +PR 1ZE / 1ZP		11.0101-5409.2 260035	ATE
2.0 TDI	103	06/07→07/09	→	→ 06/09; +PR 1ZE / 1ZP		11.0101-5409.2 260035	ATE
2.0 TDI 16V	103	06/07→07/09	→	→ 06/09; +PR 1ZE / 1ZP		11.0101-5409.2 260035	ATE
<b>Führungsbolzen, Bremssattel</b>							
1.4	59	06/07→07/09		→ 06/09; +PR 1ZE / 1ZP	2	11.8171-0008.1 990049	ATE
1.4 TSI	90	06/07→07/09		→ 06/09; +PR 1ZE / 1ZP	2	11.8171-0008.1 990049	ATE
1.4 TSI	103	06/07→07/09		→ 06/09; +PR 1LJ / 1ZD	2	11.8171-0008.1 990049	ATE
1.4 TSI	118	07/08→07/09		→ 06/09; +PR 1LJ / 1ZD	2	11.8171-0008.1 990049	ATE





**VW - GOLF V Variant (1K5) 01/07→07/09**


**Führungsbolzen, Bremsattel**

1.4 TSI	125	06/07→07/09		→ 06/09; +PR 1ZE / 1ZP	2	11.8171-0008.1	990049	ATE
1.6	75	06/07→07/09						
1.6 MultiFuel	75	11/07→07/09		→ 06/09; +PR 1LJ / 1ZD	2	11.8171-0008.1	990049	ATE
1.9 TDI	77	06/07→07/09						
1.9 TDI 4motion	77	01/08→07/09						
2.0	147	06/07→07/09						
2.0 TDI	100	06/07→07/09						
2.0 TDI	103	06/07→07/09						
2.0 TDI 16V	103	06/07→07/09						








 **Bremsschlauch**








1.4	59	06/07→07/09	←	→ 06/09	2	24.5143-0564.3	331433	L= 563
1.4 TSI	90	06/07→07/09						
1.4 TSI	103	06/07→07/09	→	→ 06/09	2	24.5204-0233.3	331430	L= 233
1.4 TSI	118	07/08→07/09						
1.4 TSI	125	06/07→07/09						
1.6	75	06/07→07/09						
1.6 MultiFuel	75	11/07→07/09						
1.9 TDI	77	06/07→07/09						
1.9 TDI 4motion	77	01/08→07/09						
2.0	147	06/07→07/09						
2.0 TDI	100	06/07→07/09						
2.0 TDI	103	06/07→07/09						
2.0 TDI 16V	103	06/07→07/09						

**VW - GOLF VI (5K1) 10/08→12/14**








 **Bremssattel**

1.2 TSI 2.0 GTI	63 173	05/10→11/12 05/11→11/12	←	☐; +PR 1ZF	24.3541-9549.5	241023	ATE - Halter
			←	☐; +PR 1ZF	24.3541-9550.5	241024	ATE - Halter
			←	☐; +PR 1ZE / 1ZP	24.3541-9553.5	241025	ATE - Halter
			←	☐; +PR 1LJ / 1LL / 1LV / 1ZA / 1ZB / 1ZD	24.3541-9553.5	241025	ATE - Halter
			←	☐; +PR 1ZE / 1ZP	24.3541-9554.5	241026	ATE - Halter
			←	☐; +PR 1LJ / 1LL / 1LV / 1ZA / 1ZB / 1ZD	24.3541-9554.5	241026	ATE - Halter
			←	☐; +PR 1LM	24.3576-9995.5	240962	ATE - Halter
			←	☐; +PR 1LM	24.3576-9996.5	240963	ATE - Halter
			→	☐; +PR 1KD	24.3384-1755.5	240886	TRW - Halter
			→	☐; +PR 1KD	24.3384-1756.5	240887	TRW - Halter
			→	☐; +PR 1KT	24.3384-1777.5	240988	BOS - Halter
			→	☐; +PR 1KT	24.3384-1778.5	241002	BOS - Halter
			→	☐; +PR 1KY / 1KV	24.3387-1729.5	240878	TRW - Halter
→	☐; +PR 1KY / 1KV	24.3387-1730.5	240879	TRW - Halter			
1.2 TSI	77	11/08→11/12	←	☐; 05/09→; +PR 1ZF	24.3541-9549.5	241023	ATE - Halter
			←	☐; 05/09→; +PR 1ZF	24.3541-9550.5	241024	ATE - Halter
			←	☐; 05/09→; +PR 1ZE / 1ZP	24.3541-9553.5	241025	ATE - Halter
			←	☐; 05/09→; +PR 1LJ / 1LL / 1LV / 1ZA / 1ZB / 1ZD	24.3541-9553.5	241025	ATE - Halter
			←	☐; 05/09→; +PR 1LJ / 1LL / 1LV / 1ZA / 1ZB / 1ZD	24.3541-9554.5	241026	ATE - Halter
			←	☐; 05/09→; +PR 1ZE / 1ZP	24.3541-9554.5	241026	ATE - Halter
			←	☐; 05/09→; +PR 1LM	24.3576-9995.5	240962	ATE - Halter
			←	☐; 05/09→; +PR 1LM	24.3576-9996.5	240963	ATE - Halter
			→	☐; 05/09→; +PR 1KD	24.3384-1755.5	240886	TRW - Halter
			→	☐; 05/09→; +PR 1KD	24.3384-1756.5	240887	TRW - Halter
			→	☐; 11/09→; +PR 1KT	24.3384-1777.5	240988	BOS - Halter
			→	☐; 11/09→; +PR 1KT	24.3384-1778.5	241002	BOS - Halter
			→	☐; 05/09→ 10/09; +PR 1KZ	24.3387-1717.5	240872	TRW - Halter
			→	☐; 05/09→ 10/09; +PR 1KZ	24.3387-1718.5	240873	TRW - Halter
			→	☐; 11/09→; +PR 1KY / 1KV	24.3387-1729.5	240878	TRW - Halter
→	☐; 11/09→; +PR 1KY / 1KV	24.3387-1730.5	240879	TRW - Halter			
→	☐; 05/09→ 10/09; +PR 1KE / 1KF	24.3414-1709.5	240834	TRW - Halter			
→	☐; 05/09→ 10/09; +PR 1KE / 1KF	24.3414-1710.5	240835	TRW - Halter			
1.4 ↓	59	10/08→11/12	←	☐; +PR 1ZF	24.3541-9549.5	241023	ATE - Halter










	kW			 	! #			
<b>VW - GOLF VI (5K1) 10/08→12/14</b>								
<b>Bremssattel</b>								
1.4 TSI	90	10/08→11/12	←	☐; +PR 1ZF		24.3541-9550.5	241024	ATE - Halter
1.4 TSI	118	10/08→11/12	←	☐;		24.3541-9553.5	241025	ATE - Halter
1.6	75	10/08→11/12	←	+PR 1LJ / 1LL / 1LV / 1ZA / 1ZB / 1ZD				
1.6 BiFuel	75	03/09→11/12	←	☐; +PR 1ZE / 1ZP		24.3541-9553.5	241025	ATE - Halter
1.6 MultiFuel	75	10/08→11/12	←	☐; +PR 1ZE / 1ZP		24.3541-9554.5	241026	ATE - Halter
1.6 TDI	66	02/09→11/12	←	☐; +PR 1ZE / 1ZP				
1.6 TDI	77	02/09→11/12	←	☐; +PR 1ZE / 1ZP		24.3541-9554.5	241026	ATE - Halter
1.8 TSI	118	06/09→01/11	←	☐;		24.3541-9554.5	241026	ATE - Halter
2.0 GTI	147	06/09→11/13	←	+PR 1LJ / 1LL / 1LV / 1ZA / 1ZB / 1ZD				
2.0 GTI	155	04/09→11/12	←	☐; +PR 1LM		24.3576-9995.5	240962	ATE - Halter
2.0 TDI	81	10/08→11/12	←	☐; +PR 1LM		24.3576-9996.5	240963	ATE - Halter
2.0 TDI	100	10/08→11/12	←	☐; +PR 1LM		24.3384-1755.5	240886	TRW - Halter
2.0 TDI	103	10/08→05/13	→	☐; +PR 1KD		24.3384-1756.5	240887	TRW - Halter
2.0 TDI	125	04/09→11/12	→	☐; +PR 1KD		24.3384-1777.5	240988	BOS - Halter
2.5	125	07/09→05/13	→	☐; +PR 1KD		24.3384-1778.5	241002	BOS - Halter
			→	☐; 11/09→; +PR 1KT		24.3387-1717.5	240872	TRW - Halter
			→	☐; 11/09→; +PR 1KT		24.3387-1718.5	240873	TRW - Halter
			→	☐; → 10/09; +PR 1KZ		24.3387-1729.5	240878	TRW - Halter
			→	☐; → 10/09; +PR 1KZ		24.3387-1730.5	240879	TRW - Halter
			→	☐; 11/09→; +PR 1KY / 1KV		24.3414-1709.5	240834	TRW - Halter
			→	☐; 11/09→; +PR 1KY / 1KV		24.3414-1710.5	240835	TRW - Halter
			→	☐; → 10/09; +PR 1KE / 1KF				
			→	☐; → 10/09; +PR 1KE / 1KF				
2.0 R 4motion	188	11/09→11/13	←	☐; +PR 1ZF		24.3541-9549.5	241023	ATE - Halter
2.0 R 4motion	195	11/09→05/11	←	☐; +PR 1ZF		24.3541-9550.5	241024	ATE - Halter
2.0 R 4motion	199	11/09→11/12	←	☐;		24.3541-9553.5	241025	ATE - Halter
			←	+PR 1LJ / 1LL / 1LV / 1ZA / 1ZB / 1ZD		24.3541-9553.5	241025	ATE - Halter
			←	☐; +PR 1ZE / 1ZP		24.3541-9554.5	241026	ATE - Halter
			←	☐; +PR 1ZE / 1ZP		24.3541-9554.5	241026	ATE - Halter
			←	☐; +PR 1LM		24.3576-9995.5	240962	ATE - Halter
			←	☐; +PR 1LM		24.3576-9996.5	240963	ATE - Halter
			→	☐; +PR 1KS		24.3384-1777.5	240988	BOS - Halter
			→	☐; +PR 1KS		24.3384-1778.5	241002	BOS - Halter
2.0 TDI 4motion	103	05/09→11/12	←	☐; +PR 1ZF		24.3541-9549.5	241023	ATE - Halter
			←	☐; +PR 1ZF		24.3541-9550.5	241024	ATE - Halter
			←	☐; +PR 1ZE / 1ZP		24.3541-9553.5	241025	ATE - Halter
			←	☐;		24.3541-9553.5	241025	ATE - Halter
			←	+PR 1LJ / 1LL / 1LV / 1ZA / 1ZB / 1ZD		24.3541-9554.5	241026	ATE - Halter
			←	☐;		24.3541-9554.5	241026	ATE - Halter
			←	+PR 1LJ / 1LL / 1LV / 1ZA / 1ZB / 1ZD		24.3541-9554.5	241026	ATE - Halter
			←	☐; +PR 1ZE / 1ZP		24.3576-9995.5	240962	ATE - Halter
			←	☐; +PR 1LM		24.3576-9996.5	240963	ATE - Halter
			→	☐; 11/09→; +PR 1KS		24.3384-1777.5	240988	BOS - Halter
			→	☐; 11/09→; +PR 1KS		24.3384-1778.5	241002	BOS - Halter
			→	☐; → 10/09; +PR 1KE / 1KF		24.3414-1709.5	240834	TRW - Halter
			→	☐; → 10/09; +PR 1KE / 1KF		24.3414-1710.5	240835	TRW - Halter
Blue E-Motion	65	12/10→11/13	→	☐; +PR 1KE / 1KR; + eFSB		24.6238-7023.5	241241	ATE - Halter + eFSB
			→	☐; +PR 1KE / 1KR; + eFSB		24.6238-7047.5	241181	ATE - Halter + eFSB
			→	☐; +PR 1KE / 1KR; + eFSB		24.6238-7024.5	241242	ATE - Halter + eFSB
			→	☐; +PR 1KE / 1KR; + eFSB		24.6238-7048.5	241182	ATE - Halter + eFSB
<b>Halter, Bremssattel</b>								
1.2 TSI	63	05/10→11/12	←	+PR 1LJ / 1LL / 1LV / 1ZA / 1ZB / 1ZD		11.0230-0131.1	260129	ATE
1.4	59	10/08→11/12						
1.4 TSI	90	10/08→11/12						
1.4 TSI	118	10/08→11/12						
1.6	75	10/08→11/12						
1.6 BiFuel	75	03/09→11/12						
1.6 MultiFuel	75	10/08→11/12						
1.6 TDI	66	02/09→11/12						
1.6 TDI	77	02/09→11/12						
1.8 TSI	118	06/09→01/11						








	kw			 	! #		
<b>VW - GOLF VI (5K1) 10/08→12/14</b>							
<b>Halter, Bremssattel</b>							
2.0 GTi	147	06/09→11/13	←	+PR 1LJ / 1LL / 1LV / 1ZA / 1ZB / 1ZD		11.0230-0131.1	260129 ATE
2.0 GTi	155	04/09→11/12					
2.0 GTi	173	05/11→11/12					
2.0 R 4motion	188	11/09→11/13					
2.0 R 4motion	195	11/09→05/11					
2.0 R 4motion	199	11/09→11/12					
2.0 TDI	81	10/08→11/12					
2.0 TDI	100	10/08→11/12					
2.0 TDI	103	10/08→05/13					
2.0 TDI	125	04/09→11/12					
2.0 TDI 4motion	103	05/09→11/12					
2.5	125	07/09→05/13					
1.2 TSI	77	11/08→11/12	←	05/09→; +PR 1LJ / 1LL / 1LV / 1ZA / 1ZB / 1ZD		11.0230-0131.1	260129 ATE
<b>Feder, Bremssattel</b>							
1.2 TSI	63	05/10→11/12		+PR 1ZE / 1ZP	2	11.8116-0351.1	390538 ATE
1.4	59	10/08→11/12					
1.4 TSI	90	10/08→11/12		+PR 1LJ / 1LL / 1LV / 1ZA / 1ZB / 1ZD	2	11.8116-0351.1	390538 ATE
1.4 TSI	118	10/08→11/12		+PR 1LM	2	11.8116-0410.2	390589 ATE
1.6	75	10/08→11/12					
1.6 BiFuel	75	03/09→11/12					
1.6 MultiFuel	75	10/08→11/12					
1.6 TDI	66	02/09→11/12					
1.6 TDI	77	02/09→11/12					
1.8 TSI	118	06/09→01/11					
2.0 GTi	147	06/09→11/13					
2.0 GTi	155	04/09→11/12					
2.0 GTi	173	05/11→11/12					
2.0 R 4motion	188	11/09→11/13					
2.0 R 4motion	195	11/09→05/11					
2.0 R 4motion	199	11/09→11/12					
2.0 TDI	81	10/08→11/12					
2.0 TDI	100	10/08→11/12					
2.0 TDI	103	10/08→05/13					
2.0 TDI	125	04/09→11/12					
2.0 TDI 4motion	103	05/09→11/12					
2.5	125	07/09→05/13					
1.2 TSI	77	11/08→11/12		05/09→; +PR 1LJ / 1LL / 1LV / 1ZA / 1ZB / 1ZD	2	11.8116-0351.1	390538 ATE
				05/09→; +PR 1ZE / 1ZP	2	11.8116-0351.1	390538 ATE
				05/09→; +PR 1LM	2	11.8116-0410.2	390589 ATE
<b>Führungshülzensatz, Bremssattel</b>							
1.2 TSI	63	05/10→11/12	←	+PR 1ZE / 1ZP		11.0101-5409.2	260035 ATE
1.4	59	10/08→11/12	←			11.0101-5409.2	260035 ATE
1.4 TSI	90	10/08→11/12	←	+PR 1ZF		11.0101-5409.2	260035 ATE
1.4 TSI	118	10/08→11/12	←	+PR 1LJ / 1LL / 1LV / 1ZA / 1ZB / 1ZD		11.0101-5409.2	260035 ATE
1.6	75	10/08→11/12	←			11.0101-5409.2	260035 ATE
1.6 BiFuel	75	03/09→11/12	←	+PR 1LM		11.0101-5409.2	260035 ATE
1.6 MultiFuel	75	10/08→11/12	←	+PR 1ZK		11.0101-5409.2	260035 ATE
1.6 TDI	66	02/09→11/12	←			11.0101-5409.2	260035 ATE
1.6 TDI	77	02/09→11/12	←			11.0101-5409.2	260035 ATE
1.8 TSI	118	06/09→01/11	←			11.0101-5409.2	260035 ATE
2.0 GTi	147	06/09→11/13	←			11.0101-5409.2	260035 ATE
2.0 GTi	155	04/09→11/12	←			11.0101-5409.2	260035 ATE
2.0 GTi	173	05/11→11/12	←			11.0101-5409.2	260035 ATE
2.0 R 4motion	188	11/09→11/13	←			11.0101-5409.2	260035 ATE
2.0 R 4motion	195	11/09→05/11	←			11.0101-5409.2	260035 ATE
2.0 R 4motion	199	11/09→11/12	←			11.0101-5409.2	260035 ATE
2.0 TDI	81	10/08→11/12	←			11.0101-5409.2	260035 ATE
2.0 TDI	100	10/08→11/12	←			11.0101-5409.2	260035 ATE
2.0 TDI	103	10/08→05/13	←			11.0101-5409.2	260035 ATE
2.0 TDI	125	04/09→11/12	←			11.0101-5409.2	260035 ATE
2.0 TDI 4motion	103	05/09→11/12	←			11.0101-5409.2	260035 ATE
2.5	125	07/09→05/13	←			11.0101-5409.2	260035 ATE
1.2 TSI	77	11/08→11/12	←	05/09→; +PR 1ZK		11.0101-5409.2	260035 ATE
			←	05/09→; +PR 1LM		11.0101-5409.2	260035 ATE
			←	05/09→; +PR 1LJ / 1LL / 1LV / 1ZA / 1ZB / 1ZD		11.0101-5409.2	260035 ATE
			←	05/09→; +PR 1ZF		11.0101-5409.2	260035 ATE
			←	05/09→; +PR 1ZE / 1ZP		11.0101-5409.2	260035 ATE
<b>Führungsbolzen, Bremssattel</b>							
1.2 TSI	63	05/10→11/12		+PR 1ZK	2	11.8171-0008.1	990049 ATE
1.4	59	10/08→11/12				11.8171-0008.1	990049 ATE
1.4 TSI	90	10/08→11/12		+PR 1LM	2	11.8171-0008.1	990049 ATE
1.4 TSI	118	10/08→11/12		+PR 1LJ / 1LL / 1LV / 1ZA / 1ZB / 1ZD	2	11.8171-0008.1	990049 ATE
1.6	75	10/08→11/12		+PR 1ZE / 1ZP	2	11.8171-0008.1	990049 ATE












	kW			 	! #		
<b>VW - GOLF VI (5K1) 10/08→12/14</b>							
<b>Führungsbolzen, Bremsattel</b>							
1.6 BiFuel	75	03/09→11/12		+PR 1ZK	2	11.8171-0008.1 990049	ATE
1.6 MultiFuel	75	10/08→11/12		+PR 1LM	2	11.8171-0008.1 990049	ATE
1.6 TDI	66	02/09→11/12		+PR 1LJ / 1LL / 1LV / 1ZA / 1ZB / 1ZD	2	11.8171-0008.1 990049	ATE
1.6 TDI	77	02/09→11/12		+PR 1LJ / 1LL / 1LV / 1ZA / 1ZB / 1ZD	2	11.8171-0008.1 990049	ATE
1.8 TSI	118	06/09→01/11		+PR 1ZE / 1ZP	2	11.8171-0008.1 990049	ATE
2.0 GTI	147	06/09→11/13					
2.0 GTI	155	04/09→11/12					
2.0 GTI	173	05/11→11/12					
2.0 R 4motion	188	11/09→11/13					
2.0 R 4motion	195	11/09→05/11					
2.0 R 4motion	199	11/09→11/12					
2.0 TDI	81	10/08→11/12					
2.0 TDI	100	10/08→11/12					
2.0 TDI	103	10/08→05/13					
2.0 TDI	125	04/09→11/12					
2.0 TDI 4motion	103	05/09→11/12					
2.5	125	07/09→05/13					
1.2 TSI	77	11/08→11/12		05/09→; +PR 1ZK	2	11.8171-0008.1 990049	ATE
				05/09→; +PR 1LJ / 1LL / 1LV / 1ZA / 1ZB / 1ZD	2	11.8171-0008.1 990049	ATE
				05/09→; +PR 1ZE / 1ZP	2	11.8171-0008.1 990049	ATE
				05/09→; +PR 1LM	2	11.8171-0008.1 990049	ATE
<b>Zubehörsatz, Bremsattel</b>							
1.2 TSI	77	11/08→11/12	➡	05/09→ 10/09; +PR 1KZ		24.0101-3803.2 260101	TRW
1.4	59	10/08→11/12	➡	→ 10/09; +PR 1KZ		24.0101-3803.2 260101	TRW
1.4 TSI	90	10/08→11/12					
1.4 TSI	118	10/08→11/12					
1.6	75	10/08→11/12					
1.6 BiFuel	75	03/09→11/12					
1.6 MultiFuel	75	10/08→11/12					
1.6 TDI	66	02/09→11/12					
1.6 TDI	77	02/09→11/12					
1.8 TSI	118	06/09→01/11					
2.0 GTI	147	06/09→11/13					
2.0 GTI	155	04/09→11/12					
2.0 TDI	81	10/08→11/12					
2.0 TDI	100	10/08→11/12					
2.0 TDI	103	10/08→05/13					
2.0 TDI	125	04/09→11/12					
2.5	125	07/09→05/13					
<b>Bremsschlauch</b>							
1.2 TSI	63	05/10→11/12	←	+PR 1LJ / 1LL / 1LV / 1ZA / 1ZB / 1ZD / 1ZE / 1ZF / 1ZP	2	24.5143-0564.3 331433	L= 563
			←	+PR 1ZK	2	83.7849-0502.3 331125	L= 504
			➡	+PR 1KD	2	24.5204-0233.3 331430	L= 233
			➡	☐; +PR 1KD		83.7847-0254.3 331233	L= 255
			➡	☐; +PR 1KD		83.7847-0257.3 331234	L= 255
1.2 TSI	77	11/08→11/12	←	05/09→; +PR 1LJ / 1LL / 1LV / 1ZA / 1ZB / 1ZD / 1ZE / 1ZF / 1ZP	2	24.5143-0564.3 331433	L= 563
			←	05/09→; +PR 1ZK	2	83.7849-0502.3 331125	L= 504
			➡	05/09→ 10/09; +PR 1KE / 1KF / 1KV / 1KY / 1KZ	2	24.5204-0233.3 331430	L= 233
			➡	05/09→; +PR 1KD	2	24.5204-0233.3 331430	L= 233
			➡	☐; 11/09→; +PR 1KD		83.7847-0254.3 331233	L= 255
			➡	☐; 11/09→; +PR 1KD		83.7847-0257.3 331234	L= 255
1.4	59	10/08→11/12	←	+PR 1LJ / 1LL / 1LV / 1ZA / 1ZB / 1ZD / 1ZE / 1ZF / 1ZP	2	24.5143-0564.3 331433	L= 563
1.4 TSI	90	10/08→11/12					
1.4 TSI	118	10/08→11/12	←	+PR 1ZK	2	83.7849-0502.3 331125	L= 504
1.6	75	10/08→11/12					
1.6 BiFuel	75	03/09→11/12	➡	→ 10/09; +PR 1KE / 1KF / 1KV / 1KY / 1KZ	2	24.5204-0233.3 331430	L= 233
1.6 MultiFuel	75	10/08→11/12					
1.6 TDI	77	02/09→11/12	➡	+PR 1KD	2	24.5204-0233.3 331430	L= 233
2.0 GTI	147	06/09→11/13					
2.0 GTI	155	04/09→11/12	➡	☐; 11/09→; +PR 1KS / 1KT		83.7847-0254.3 331233	L= 255
2.0 TDI	81	10/08→11/12	➡	☐; 11/09→; +PR 1KS / 1KT		83.7847-0257.3 331234	L= 255
2.0 TDI	100	10/08→11/12					
2.0 TDI	103	10/08→05/13					
2.0 TDI	125	04/09→11/12					
2.5	125	07/09→05/13					
1.6 TDI	66	02/09→11/12	←	+PR 1LJ / 1LL / 1LV / 1ZA / 1ZB / 1ZD / 1ZE / 1ZF / 1ZP	2	24.5143-0564.3 331433	L= 563
			←	+PR 1ZK	2	83.7849-0502.3 331125	L= 504
↓							












	kw			 	! #						
<b>VW - GOLF VI (5K1) 10/08→12/14</b>											
 <b>Bremsschlauch</b>											
1.6 TDI	66	02/09→11/12	➡	+PR 1KD	2	24.5204-0233.3	331430	L= 233			
			➡	→ 10/09; +PR 1KD	2	24.5204-0233.3	331430	L= 233			
			➡	☐; 11/09→; +PR 1KS / 1KT		83.7847-0254.3	331233	L= 255			
			➡	☐; 11/09→; +PR 1KS / 1KT		83.7847-0257.3	331234	L= 255			
1.8 TSI	118	06/09→01/11	←	+PR 1LJ / 1LL / 1LV / 1ZA / 1ZB / 1ZD / 1ZE / 1ZF / 1ZP	2	24.5143-0564.3	331433	L= 563			
			←	+PR 1ZK	2	83.7849-0502.3	331125	L= 504			
			➡	→ 10/09; +PR 1KE / 1KF / 1KV / 1KY / 1KZ	2	24.5204-0233.3	331430	L= 233			
			➡	+PR 1KD	2	24.5204-0233.3	331430	L= 233			
			➡	☐; +PR 1KS / 1KT		83.7847-0254.3	331233	L= 255			
			➡	☐; +PR 1KS / 1KT		83.7847-0257.3	331234	L= 255			
2.0 GTI	173	05/11→11/12	←	+PR 1LJ / 1LL / 1LV / 1ZA / 1ZB / 1ZD / 1ZE / 1ZF / 1ZP	2	24.5143-0564.3	331433	L= 563			
			←	+PR 1ZK	2	83.7849-0502.3	331125	L= 504			
			➡	+PR 1KD	2	24.5204-0233.3	331430	L= 233			
			➡	☐; +PR 1KS / 1KT		83.7847-0254.3	331233	L= 255			
			➡	☐; +PR 1KS / 1KT		83.7847-0257.3	331234	L= 255			
2.0 R 4motion 2.0 R 4motion 2.0 R 4motion	188 195 199	11/09→11/13 11/09→05/11 11/09→11/12	←	+PR 1LJ / 1LL / 1LV / 1ZA / 1ZB / 1ZD / 1ZE / 1ZF / 1ZP	2	24.5143-0564.3	331433	L= 563			
			←	+PR 1ZK	2	83.7849-0502.3	331125	L= 504			
			➡	+PR 1KF / 1KW	2	24.5204-0233.3	331430	L= 233			
			➡	☐; +PR 1KS		83.7847-0254.3	331233	L= 255			
2.0 TDI 4motion	103	05/09→11/12	←	+PR 1LJ / 1LL / 1LV / 1ZA / 1ZB / 1ZD / 1ZE / 1ZF / 1ZP	2	24.5143-0564.3	331433	L= 563			
			←	+PR 1ZK	2	83.7849-0502.3	331125	L= 504			
			➡	→ 10/09; +PR 1KF	2	24.5204-0233.3	331430	L= 233			
			➡	☐; 11/09→; +PR 1KS		83.7847-0254.3	331233	L= 255			
			➡	☐; 11/09→; +PR 1KS		83.7847-0257.3	331234	L= 255			
<b>VW - GOLF VI Cabriolet (517) 03/11→05/16</b>											
 <b>Bremssattel</b>											
1.2 TSI 1.4 TSI 1.6 TDI	77 118 77	03/11→05/16 03/11→05/16 03/11→05/16	←	☐; 06/11→; +PR 1ZA / 1ZD / 1ZB		24.3541-9553.5	241025	ATE - Halter			
			←	☐; 06/11→; +PR 1ZE / 1ZP		24.3541-9553.5	241025	ATE - Halter			
			←	☐; 06/11→; +PR 1ZA / 1ZD / 1ZB		24.3541-9554.5	241026	ATE - Halter			
			←	☐; 06/11→; +PR 1ZE / 1ZP		24.3541-9554.5	241026	ATE - Halter			
			➡	☐; 06/11→; +PR 1KD		24.3384-1755.5	240886	TRW - Halter			
			➡	☐; 06/11→; +PR 1KD		24.3384-1756.5	240887	TRW - Halter			
			➡	☐; 06/11→; +PR 1KT		24.3384-1777.5	240988	BOS - Halter			
			➡	☐; 06/11→; +PR 1KT		24.3384-1778.5	241002	BOS - Halter			
1.2 TSI 16V 1.4 TSI 1.4 TSI 1.4 TSI 2.0 GTI 2.0 R 2.0 TDI 2.0 TDI 2.0 TDI 2.0 TSI	77 90 92 110 155 195 81 103 110 162	11/13→05/16 11/11→05/16 11/13→05/16 11/13→05/16 05/12→05/16 01/13→05/16 11/13→05/16 11/11→05/16 11/13→05/16 11/13→05/16	←	☐; +PR 1ZA / 1ZD / 1ZB		24.3541-9553.5	241025	ATE - Halter			
			←	☐; +PR 1ZE / 1ZP		24.3541-9553.5	241025	ATE - Halter			
			←	☐; +PR 1ZE / 1ZP		24.3541-9554.5	241026	ATE - Halter			
			←	☐; +PR 1ZA / 1ZD / 1ZB		24.3541-9554.5	241026	ATE - Halter			
			➡	☐; +PR 1KD		24.3384-1755.5	240886	TRW - Halter			
			➡	☐; +PR 1KD		24.3384-1756.5	240887	TRW - Halter			
			➡	☐; +PR 1KT		24.3384-1777.5	240988	BOS - Halter			
			➡	☐; +PR 1KT		24.3384-1778.5	241002	BOS - Halter			
			<b>Halter, Bremssattel</b>								
			1.2 TSI 1.4 TSI 1.6 TDI	77 118 77	03/11→05/16 03/11→05/16 03/11→05/16	←	06/11→; +PR 1ZA / 1ZD / 1ZB		11.0230-0131.1	260129	ATE
1.2 TSI 16V 1.4 TSI 1.4 TSI 1.4 TSI 2.0 GTI 2.0 R	77 90 92 110 155 195	11/13→05/16 11/11→05/16 11/13→05/16 11/13→05/16 05/12→05/16 01/13→05/16				←	+PR 1ZA / 1ZD / 1ZB		11.0230-0131.1	260129	ATE
						↓					

	kw					! #			
<b>VW - GOLF VI Cabriolet (517) 03/11→05/16</b>									
<b>Halter, Bremssattel</b>									
2.0 TDI	81	11/13→05/16	←	+PR 1ZA / 1ZD / 1ZB			11.0230-0131.1	260129	ATE
2.0 TDI	103	11/11→05/16							
2.0 TDI	110	11/13→05/16							
2.0 TSI	162	11/13→05/16							
<b>Feder, Bremssattel</b>									
1.2 TSI	77	03/11→05/16		06/11→; +PR 1ZE / 1ZP		2	11.8116-0351.1	390538	ATE
1.4 TSI	118	03/11→05/16		06/11→; +PR 1ZA / 1ZD / 1ZB		2	11.8116-0351.1	390538	ATE
1.6 TDI	77	03/11→05/16							
1.2 TSI 16V	77	11/13→05/16		+PR 1ZA / 1ZD / 1ZB		2	11.8116-0351.1	390538	ATE
1.4 TSI	90	11/11→05/16							
1.4 TSI	92	11/13→05/16		+PR 1ZE / 1ZP		2	11.8116-0351.1	390538	ATE
1.4 TSI	110	11/13→05/16							
2.0 GTI	155	05/12→05/16							
2.0 R	195	01/13→05/16							
2.0 TDI	81	11/13→05/16							
2.0 TDI	103	11/11→05/16							
2.0 TDI	110	11/13→05/16							
2.0 TSI	162	11/13→05/16							
<b>Führungshülzensatz, Bremssattel</b>									
1.2 TSI	77	03/11→05/16	←	06/11→; +PR 1ZK			11.0101-5407.2	260011	ATE
1.4 TSI	118	03/11→05/16							
1.6 TDI	77	03/11→05/16	←	06/11→; +PR 1ZE / 1ZP			11.0101-5409.2	260035	ATE
			←	06/11→; +PR 1ZA / 1ZD / 1ZB			11.0101-5409.2	260035	ATE
1.2 TSI 16V	77	11/13→05/16	←	+PR 1ZK			11.0101-5407.2	260011	ATE
1.4 TSI	90	11/11→05/16							
1.4 TSI	92	11/13→05/16	←	+PR 1ZE / 1ZP			11.0101-5409.2	260035	ATE
1.4 TSI	110	11/13→05/16	←	+PR 1ZA / 1ZD / 1ZB			11.0101-5409.2	260035	ATE
2.0 GTI	155	05/12→05/16							
2.0 R	195	01/13→05/16							
2.0 TDI	81	11/13→05/16							
2.0 TDI	103	11/11→05/16							
2.0 TDI	110	11/13→05/16							
2.0 TSI	162	11/13→05/16							
<b>Führungsbolzen, Bremssattel</b>									
1.2 TSI	77	03/11→05/16		06/11→; +PR 1ZE / 1ZP		2	11.8171-0008.1	990049	ATE
1.4 TSI	118	03/11→05/16		06/11→; +PR 1ZA / 1ZD / 1ZB		2	11.8171-0008.1	990049	ATE
1.6 TDI	77	03/11→05/16		06/11→; +PR 1ZK		2	11.8171-0008.1	990049	ATE
1.2 TSI 16V	77	11/13→05/16		+PR 1ZA / 1ZD / 1ZB		2	11.8171-0008.1	990049	ATE
1.4 TSI	90	11/11→05/16		+PR 1ZK		2	11.8171-0008.1	990049	ATE
1.4 TSI	92	11/13→05/16		+PR 1ZE / 1ZP		2	11.8171-0008.1	990049	ATE
1.4 TSI	110	11/13→05/16		+PR 1ZA / 1ZD / 1ZB		2	11.8171-0008.1	990049	ATE
2.0 GTI	155	05/12→05/16							
2.0 R	195	01/13→05/16							
2.0 TDI	81	11/13→05/16							
2.0 TDI	103	11/11→05/16							
2.0 TDI	110	11/13→05/16							
2.0 TSI	162	11/13→05/16							
<b>Bremsschlauch</b>									
1.2 TSI	77	03/11→05/16	←	06/11→		2	24.5143-0564.3	331433	L= 563
1.4 TSI	118	03/11→05/16	→	06/11→; +PR 1KD		2	24.5204-0233.3	331430	L= 233
1.6 TDI	77	03/11→05/16	→	☐; 06/11→; +PR 1KS / 1KT			83.7847-0254.3	331233	L= 255
			→	☐; 06/11→; +PR 1KS / 1KT			83.7847-0257.3	331234	L= 255
1.2 TSI 16V	77	11/13→05/16	←			2	24.5143-0564.3	331433	L= 563
1.4 TSI	90	11/11→05/16	→	+PR 1KD		2	24.5204-0233.3	331430	L= 233
1.4 TSI	92	11/13→05/16	→	☐; +PR 1KS / 1KT			83.7847-0254.3	331233	L= 255
1.4 TSI	110	11/13→05/16	→	☐; +PR 1KS / 1KT			83.7847-0257.3	331234	L= 255
2.0 GTI	155	05/12→05/16							
2.0 R	195	01/13→05/16							
2.0 TDI	81	11/13→05/16							
2.0 TDI	103	11/11→05/16							
2.0 TDI	110	11/13→05/16							
2.0 TSI	162	11/13→05/16							
<b>VW - GOLF VI Van (5K1_) 10/08→11/12</b>									
<b>Bremssattel</b>									
1.2 TSi BlueMotion	77	05/09→11/12	←	☐; +PR 1ZF			24.3541-9549.5	241023	ATE - Halter
1.4 TSi	118	10/08→11/12	←	☐; +PR 1ZF			24.3541-9550.5	241024	ATE - Halter
1.6 TDi BlueMotion	77	05/09→11/12	←						
2.0 TDi	103	09/09→11/12	←	☐;			24.3541-9553.5	241025	ATE - Halter
TSi	90	10/08→11/12	←	+PR 1LJ / 1LL / 1LV / 1ZA / 1ZB / 1ZD					
↓			←	☐; +PR 1ZE / 1ZP			24.3541-9553.5	241025	ATE - Halter



	kw			 	! #		
<b>VW - GOLF VI Van (5K1_) 10/08→11/12</b>							
 <b>Bremssattel</b>							
1.2 TSi BlueMotion	77	05/09→11/12	←	☐; +PR 1ZE / 1ZP		24.3541-9554.5 241026	ATE - Halter
1.4 TSi	118	10/08→11/12	←	☐;		24.3541-9554.5 241026	ATE - Halter
1.6 TDi BlueMotion	77	05/09→11/12	←	+PR 1LJ / 1LL / 1LV / 1ZA / 1ZB / 1ZD			
2.0 TDi	103	09/09→11/12	←	☐; +PR 1LM		24.3576-9995.5 240962	ATE - Halter
TSi	90	10/08→11/12	←	☐; +PR 1LM		24.3576-9996.5 240963	ATE - Halter
			→	☐; +PR 1KD		24.3384-1755.5 240886	TRW - Halter
			→	☐; +PR 1KD		24.3384-1756.5 240887	TRW - Halter
			→	☐; 11/09→; +PR 1KT		24.3384-1777.5 240988	BOS - Halter
			→	☐; 11/09→; +PR 1KT		24.3384-1778.5 241002	BOS - Halter
			→	☐; → 10/09; +PR 1KZ		24.3387-1717.5 240872	TRW - Halter
			→	☐; → 10/09; +PR 1KZ		24.3387-1718.5 240873	TRW - Halter
			→	☐; 11/09→; +PR 1KY / 1KV		24.3387-1729.5 240878	TRW - Halter
			→	☐; 11/09→; +PR 1KY / 1KV		24.3387-1730.5 240879	TRW - Halter
			→	☐; → 10/09; +PR 1KE / 1KF		24.3414-1709.5 240834	TRW - Halter
			→	☐; → 10/09; +PR 1KE / 1KF		24.3414-1710.5 240835	TRW - Halter
<b>Halter, Bremssattel</b>							
1.2 TSi BlueMotion	77	05/09→11/12	←	+PR 1LJ / 1LL / 1LV / 1ZA / 1ZB / 1ZD		11.0230-0131.1 260129	ATE
1.4 TSi	118	10/08→11/12					
1.6 TDi BlueMotion	77	05/09→11/12					
2.0 TDi	103	09/09→11/12					
TSi	90	10/08→11/12					
<b>Feder, Bremssattel</b>							
1.2 TSi BlueMotion	77	05/09→11/12		+PR 1ZE / 1ZP	2	11.8116-0351.1 390538	ATE
1.4 TSi	118	10/08→11/12		+PR 1LJ / 1LL / 1LV / 1ZA / 1ZB / 1ZD	2	11.8116-0351.1 390538	ATE
1.6 TDi BlueMotion	77	05/09→11/12					
2.0 TDi	103	09/09→11/12		+PR 1LM	2	11.8116-0410.2 390589	ATE
TSi	90	10/08→11/12					
<b>Führungshülzensatz, Bremssattel</b>							
1.2 TSi BlueMotion	77	05/09→11/12	←	+PR 1ZE / 1ZP		11.0101-5409.2 260035	ATE
1.4 TSi	118	10/08→11/12	←	+PR 1ZF		11.0101-5409.2 260035	ATE
1.6 TDi BlueMotion	77	05/09→11/12	←	+PR 1LJ / 1LL / 1LV / 1ZA / 1ZB / 1ZD		11.0101-5409.2 260035	ATE
2.0 TDi	103	09/09→11/12	←	+PR 1LJ / 1LL / 1LV / 1ZA / 1ZB / 1ZD		11.0101-5409.2 260035	ATE
TSi	90	10/08→11/12	←	+PR 1ZK		11.0101-5409.2 260035	ATE
			←	+PR 1LM		11.0101-5409.2 260035	ATE
<b>Führungsbolzen, Bremssattel</b>							
1.2 TSi BlueMotion	77	05/09→11/12		+PR 1ZK	2	11.8171-0008.1 990049	ATE
1.4 TSi	118	10/08→11/12		+PR 1LM	2	11.8171-0008.1 990049	ATE
1.6 TDi BlueMotion	77	05/09→11/12					
2.0 TDi	103	09/09→11/12		+PR 1LJ / 1LL / 1LV / 1ZA / 1ZB / 1ZD	2	11.8171-0008.1 990049	ATE
TSi	90	10/08→11/12		+PR 1ZE / 1ZP	2	11.8171-0008.1 990049	ATE
<b>Zubehörsatz, Bremssattel</b>							
1.2 TSi BlueMotion	77	05/09→11/12	→	→ 10/09; +PR 1KZ		24.0101-3803.2 260101	TRW
1.4 TSi	118	10/08→11/12					
1.6 TDi BlueMotion	77	05/09→11/12					
2.0 TDi	103	09/09→11/12					
TSi	90	10/08→11/12					
 <b>Bremsschlauch</b>							
1.2 TSi BlueMotion	77	05/09→11/12	←	+PR 1LJ / 1LL / 1LV / 1ZA / 1ZB / 1ZD / 1ZE / 1ZF / 1ZP	2	24.5143-0564.3 331433	L= 563
			←	+PR 1ZK	2	83.7849-0502.3 331125	L= 504
			→	→ 10/09; +PR 1KE / 1KF / 1KV / 1KY / 1KZ	2	24.5204-0233.3 331430	L= 233
			→	+PR 1KD	2	24.5204-0233.3 331430	L= 233
			→	☐; 11/09→; +PR 1KD		83.7847-0254.3 331233	L= 255
			→	☐; 11/09→; +PR 1KD		83.7847-0257.3 331234	L= 255
1.4 TSi	118	10/08→11/12	←	+PR 1LJ / 1LL / 1LV / 1ZA / 1ZB / 1ZD / 1ZE / 1ZF / 1ZP	2	24.5143-0564.3 331433	L= 563
1.6 TDi BlueMotion	77	05/09→11/12	←	+PR 1ZK	2	83.7849-0502.3 331125	L= 504
2.0 TDi	103	09/09→11/12	←	+PR 1ZK	2	83.7849-0502.3 331125	L= 504
TSi	90	10/08→11/12	→	→ 10/09; +PR 1KE / 1KF / 1KV / 1KY / 1KZ	2	24.5204-0233.3 331430	L= 233
			→	+PR 1KD	2	24.5204-0233.3 331430	L= 233

	kw			 	! #							
<b>VW - GOLF VI Van (5K1_) 10/08→11/12</b>												
 <b>Bremsschlauch</b>												
1.4 TSi	118	10/08→11/12	➡	☐; 11/09→; +PR 1KS / 1KT		83.7847-0254.3 331233	L= 255					
1.6 TDi BlueMotion	77	05/09→11/12	➡	☐; 11/09→; +PR 1KS / 1KT		83.7847-0257.3 331234	L= 255					
2.0 TDi	103	09/09→11/12										
TSi	90	10/08→11/12										
<b>VW - GOLF VI Variant (AJ5) 07/09→07/14</b>												
 <b>Bremssattel</b>												
1.2 TSi	63	07/10→07/13	←	☐; +PR 1ZM		24.3541-9549.5 241023	ATE - Halter					
1.2 TSi	77	07/09→07/13	←	☐; +PR 1ZM		24.3541-9550.5 241024	ATE - Halter					
1.4	59	07/09→07/13										
1.4 TSi	90	07/09→07/13	←	☐; +PR 1ZE / 1ZP		24.3541-9553.5 241025	ATE - Halter					
1.4 TSi	118	07/09→07/13	←	☐; +PR 1LJ / 1ZA / 1ZD		24.3541-9553.5 241025	ATE - Halter					
1.6	75	07/09→07/13										
1.6 BiFuel	75	07/09→12/10	←	☐; +PR 1ZE / 1ZP		24.3541-9554.5 241026	ATE - Halter					
1.6 MultiFuel	75	07/10→07/13	←	☐; +PR 1LJ / 1ZA / 1ZD		24.3541-9554.5 241026	ATE - Halter					
1.6 TDi	66	12/09→07/13										
1.6 TDi	77	07/09→07/13	➡	☐; +PR 1KS		24.3384-1777.5 240988	BOS - Halter					
1.6 TDi 4motion	77	07/09→07/13	➡	☐; +PR 1KS		24.3384-1778.5 241002	BOS - Halter					
2.0 TDi	81	01/10→07/13										
2.0 TDi	100	07/09→07/13	➡	☐; +PR 1KE / 1KF / 1KJ		24.3414-1709.5 240834	TRW - Halter					
2.0 TDi	103	07/09→07/13										
2.0 TSi	147	07/09→07/13	➡	☐; +PR 1KE / 1KF / 1KJ		24.3414-1710.5 240835	TRW - Halter					
<b>Halter, Bremssattel</b>												
1.2 TSi	63	07/10→07/13	←	+PR 1LJ / 1ZA / 1ZD		11.0230-0131.1 260129	ATE					
1.2 TSi	77	07/09→07/13										
1.4	59	07/09→07/13										
1.4 TSi	90	07/09→07/13										
1.4 TSi	118	07/09→07/13										
1.6	75	07/09→07/13										
1.6 BiFuel	75	07/09→12/10										
1.6 MultiFuel	75	07/10→07/13										
1.6 TDi	66	12/09→07/13										
1.6 TDi	77	07/09→07/13										
1.6 TDi 4motion	77	07/09→07/13										
2.0 TDi	81	01/10→07/13										
2.0 TDi	100	07/09→07/13										
2.0 TDi	103	07/09→07/13										
2.0 TSi	147	07/09→07/13										
<b>Feder, Bremssattel</b>												
1.2 TSi	63	07/10→07/13							+PR 1LJ / 1ZA / 1ZD	2	11.8116-0351.1 390538	ATE
1.2 TSi	77	07/09→07/13										
1.4	59	07/09→07/13										
1.4 TSi	90	07/09→07/13										
1.4 TSi	118	07/09→07/13										
1.6	75	07/09→07/13										
1.6 BiFuel	75	07/09→12/10										
1.6 MultiFuel	75	07/10→07/13										
1.6 TDi	66	12/09→07/13										
1.6 TDi	77	07/09→07/13										
1.6 TDi 4motion	77	07/09→07/13										
2.0 TDi	81	01/10→07/13										
2.0 TDi	100	07/09→07/13										
2.0 TDi	103	07/09→07/13										
2.0 TSi	147	07/09→07/13										
<b>Führungshülzensatz, Bremssattel</b>												
1.2 TSi	63	07/10→07/13	←	+PR 1LJ / 1ZA / 1ZD / 1ZM / 1ZE / 1ZP		11.0101-5409.2 260035	ATE					
1.2 TSi	77	07/09→07/13										
1.4	59	07/09→07/13										
1.4 TSi	90	07/09→07/13										
1.4 TSi	118	07/09→07/13										
1.6	75	07/09→07/13										
1.6 BiFuel	75	07/09→12/10										
1.6 MultiFuel	75	07/10→07/13										
1.6 TDi	66	12/09→07/13										
1.6 TDi	77	07/09→07/13										
1.6 TDi 4motion	77	07/09→07/13										
2.0 TDi	81	01/10→07/13										
2.0 TDi	100	07/09→07/13										
2.0 TDi	103	07/09→07/13										
2.0 TSi	147	07/09→07/13										
<b>Führungsbolzen, Bremssattel</b>												
1.2 TSi	63	07/10→07/13							+PR 1LJ / 1ZA / 1ZD / 1ZE / 1ZP	2	11.8171-0008.1 990049	ATE
1.2 TSi	77	07/09→07/13										
1.4	59	07/09→07/13										
1.4 TSi	90	07/09→07/13										
1.4 TSi	118	07/09→07/13										
↓												



**VW - GOLF VI Variant (AJ5) 07/09→07/14**

**Führungsbolzen, Bremsattel**

1.6	75	07/09→07/13		+PR 1LJ / 1ZA / 1ZD / 1ZE / 1ZP	2	11.8171-0008.1	990049	ATE
1.6 BiFuel	75	07/09→12/10						
1.6 MultiFuel	75	07/10→07/13						
1.6 TDI	66	12/09→07/13						
1.6 TDI	77	07/09→07/13						
1.6 TDI 4motion	77	07/09→07/13						
2.0 TDI	81	01/10→07/13						
2.0 TDI	100	07/09→07/13						
2.0 TDI	103	07/09→07/13						
2.0 TSI	147	07/09→07/13						

**Bremsschlauch**









1.2 TSI	63	07/10→07/13	←	→ 11/11	2	24.5143-0564.3	331433	L= 563
1.6 MultiFuel	75	07/10→07/13						
1.6 TDI	66	12/09→07/13	→	☐; → 11/11		83.7847-0254.3	331233	L= 255
2.0 TDI	81	01/10→07/13	→	☐; 12/11→		83.7847-0254.3	331233	L= 255
			→	☐; 12/11→		83.7847-0257.3	331234	L= 255
			→	☐; → 11/11		83.7847-0257.3	331234	L= 255
1.2 TSI	77	07/09→07/13	←	08/09→ 11/11	2	24.5143-0564.3	331433	L= 563
			→	08/09→ 11/09	2	24.5204-0233.3	331430	L= 233
			→	☐; 12/09→ 11/11		83.7847-0254.3	331233	L= 255
			→	☐; 12/11→		83.7847-0254.3	331233	L= 255
			→	☐; 12/09→ 11/11		83.7847-0257.3	331234	L= 255
			→	☐; 12/11→		83.7847-0257.3	331234	L= 255
1.4	59	07/09→07/13	←	→ 11/11	2	24.5143-0564.3	331433	L= 563
1.4 TSI	90	07/09→07/13						
1.4 TSI	118	07/09→07/13	→	→ 11/09	2	24.5204-0233.3	331430	L= 233
1.6	75	07/09→07/13	→	☐; 12/09→ 11/11		83.7847-0254.3	331233	L= 255
1.6 TDI	77	07/09→07/13						
1.6 TDI 4motion	77	07/09→07/13	→	☐; 12/11→		83.7847-0254.3	331233	L= 255
2.0 TDI	100	07/09→07/13	→	☐; 12/11→		83.7847-0257.3	331234	L= 255
2.0 TDI	103	07/09→07/13						
2.0 TSI	147	07/09→07/13	→	☐; 12/09→ 11/11		83.7847-0257.3	331234	L= 255
1.6 BiFuel	75	07/09→12/10	←		2	24.5143-0564.3	331433	L= 563
			→	☐		83.7847-0254.3	331233	L= 255
			→	☐		83.7847-0257.3	331234	L= 255

**VW - GOLF VII (5G1, BQ1, BE1, BE2) 08/12→**

**Bremssattel**

1.0 TSI	63	01/17→	←	☐; +PR 1ZF		24.3571-9735.5	240806	ATE - Halter
1.0 TSI	81	11/16→						
1.0 TSI	85	05/15→	←	☐; +PR 1ZF		24.3571-9736.5	240807	ATE - Halter
1.2 TSI	77	11/12→	→	☐; +PR 1KV; + eFSB		24.6238-7007.5	241183	ATE - Halter + eFSB
1.2 TSI	81	04/14→						
1.4 GTE Hybrid	110	05/14→						
1.4 TSI	92	05/14→	→	☐; +PR 1KV; + eFSB		24.6238-7008.5	241184	ATE - Halter + eFSB
1.4 TSI	110	05/14→						
1.4 TSI MultiFuel	90	04/13→						
1.4 TSI MultiFuel	92	12/13→	→	☐; +PR 1KE; + eFSB		24.6238-7023.5	241241	ATE - Halter + eFSB
1.5 TGI	96	11/18→						
1.5 TSI	96	07/17→						
1.5 TSI	110	04/17→	→	☐; +PR 1KK; + eFSB		24.6238-7023.5	241241	ATE - Halter + eFSB
1.6	81	05/14→						
1.6 TDI	66	04/13→	→	☐; +PR 1KE; + eFSB		24.6238-7024.5	241242	ATE - Halter + eFSB
1.6 TDI	85	11/16→						
1.6 TDI 4motion	77	11/12→						
1.6 TDI 4motion	81	01/13→	→	☐; +PR 1KK; + eFSB		24.6238-7024.5	241242	ATE - Halter + eFSB
2.0 GTD	135	04/13→						
2.0 GTI	155	11/13→						
2.0 GTI	162	04/13→	→	☐; +PR 1KJ; + eFSB		24.6242-7017.5	241185	ATE - Halter + eFSB
2.0 GTI	169	04/13→	→	☐; +PR 1KJ; + eFSB		24.6242-7018.5	241186	ATE - Halter + eFSB
2.0 GTI	180	03/17→						
2.0 GTI Clubsport	195	02/16→	→	☐; +PR 1KY; + eFSB		24.6242-7019.5	241187	ATE - Halter + eFSB
2.0 GTI Clubsport S	228	09/16→	→	☐; +PR 1KY; + eFSB		24.6242-7020.5	241188	ATE - Halter + eFSB
2.0 GTI TCR	213	11/18→						
2.0 R 4motion	206	11/13→						
2.0 R 4motion	213	12/16→						
2.0 R 4motion	221	11/13→						
2.0 R 4motion	228	12/16→						
2.0 TDI	81	11/12→						
2.0 TDI	105	08/12→						
2.0 TDI	110	11/12→						
2.0 TDI 4motion	110	11/12→						
1.2 TSI	63	08/12→	←	☐; 11/12→; +PR 1ZF		24.3571-9735.5	240806	ATE - Halter

↓

	kw			 	! #		
<b>VW - GOLF VII (5G1, BQ1, BE1, BE2) 08/12→</b>							
 <b>Bremssattel</b>							
1.4 TSI 1.6 TDI	103 77	08/12→ 08/12→	←	☐; 11/12→; +PR 1ZF	24.3571-9736.5	240807	ATE - Halter
			→	☐; +PR 1KV; + eFSB	24.6238-7007.5	241183	ATE - Halter + eFSB
					24.6238-7025.5	241243	ATE - Halter + eFSB
			→	☐; +PR 1KV; + eFSB	24.6238-7008.5	241184	ATE - Halter + eFSB
					24.6238-7026.5	241244	ATE - Halter + eFSB
			→	☐; 11/12→; +PR 1KK; + eFSB	24.6238-7023.5	241241	ATE - Halter + eFSB
					24.6238-7047.5	241181	ATE - Halter + eFSB
			→	☐; 11/12→; +PR 1KE; + eFSB	24.6238-7023.5	241241	ATE - Halter + eFSB
					24.6238-7047.5	241181	ATE - Halter + eFSB
			→	☐; 11/12→; +PR 1KK; + eFSB	24.6238-7024.5	241242	ATE - Halter + eFSB
					24.6238-7048.5	241182	ATE - Halter + eFSB
			→	☐; 11/12→; +PR 1KE; + eFSB	24.6238-7024.5	241242	ATE - Halter + eFSB
					24.6238-7048.5	241182	ATE - Halter + eFSB
1.4 TGI CNG	81	06/13→	←	☐; 08/13→; +PR 1ZF	24.3571-9735.5	240806	ATE - Halter
			←	☐; 08/13→; +PR 1ZF	24.3571-9736.5	240807	ATE - Halter
			→	☐; +PR 1KV; + eFSB	24.6238-7007.5	241183	ATE - Halter + eFSB
					24.6238-7025.5	241243	ATE - Halter + eFSB
			→	☐; +PR 1KV; + eFSB	24.6238-7008.5	241184	ATE - Halter + eFSB
					24.6238-7026.5	241244	ATE - Halter + eFSB
			→	☐; 08/13→; +PR 1KK; + eFSB	24.6238-7023.5	241241	ATE - Halter + eFSB
					24.6238-7047.5	241181	ATE - Halter + eFSB
			→	☐; 08/13→; +PR 1KE; + eFSB	24.6238-7023.5	241241	ATE - Halter + eFSB
					24.6238-7047.5	241181	ATE - Halter + eFSB
			→	☐; 08/13→; +PR 1KK; + eFSB	24.6238-7024.5	241242	ATE - Halter + eFSB
					24.6238-7048.5	241182	ATE - Halter + eFSB
			→	☐; 08/13→; +PR 1KE; + eFSB	24.6238-7024.5	241242	ATE - Halter + eFSB
		24.6238-7048.5	241182	ATE - Halter + eFSB			
1.4 TSI 1.6 TDI	90 81	11/12→ 01/13→	←	☐; 06/13→; +PR 1ZF	24.3571-9735.5	240806	ATE - Halter
			←	☐; 06/13→; +PR 1ZF	24.3571-9736.5	240807	ATE - Halter
			→	☐; +PR 1KV; + eFSB	24.6238-7007.5	241183	ATE - Halter + eFSB
					24.6238-7025.5	241243	ATE - Halter + eFSB
			→	☐; +PR 1KV; + eFSB	24.6238-7008.5	241184	ATE - Halter + eFSB
					24.6238-7026.5	241244	ATE - Halter + eFSB
			→	☐; 06/13→; +PR 1KE; + eFSB	24.6238-7023.5	241241	ATE - Halter + eFSB
					24.6238-7047.5	241181	ATE - Halter + eFSB
			→	☐; 06/13→; +PR 1KK; + eFSB	24.6238-7023.5	241241	ATE - Halter + eFSB
					24.6238-7047.5	241181	ATE - Halter + eFSB
			→	☐; 06/13→; +PR 1KK; + eFSB	24.6238-7024.5	241242	ATE - Halter + eFSB
					24.6238-7048.5	241182	ATE - Halter + eFSB
			→	☐; 06/13→; +PR 1KE; + eFSB	24.6238-7024.5	241242	ATE - Halter + eFSB
		24.6238-7048.5	241182	ATE - Halter + eFSB			
e-Golf	85	03/14→02/17	→	☐; 08/14→; +PR 1KE / 1KR; + eFSB	24.6238-7023.5	241241	ATE - Halter + eFSB
					24.6238-7047.5	241181	ATE - Halter + eFSB
			→	☐; 08/14→; +PR 1KE / 1KR; + eFSB	24.6238-7024.5	241242	ATE - Halter + eFSB
		24.6238-7048.5	241182	ATE - Halter + eFSB			
e-Golf ↓	100	12/16→	→	☐; +PR 1KE / 1KR; + eFSB	24.6238-7023.5	241241	ATE - Halter + eFSB

**VW - GOLF VII (5G1, BQ1, BE1, BE2) 08/12→**

**Bremssattel**

e-Golf	100	12/16→	➡	☐; +PR 1KE / 1KR; + eFSB	24.6238-7047.5	241181	ATE - Halter + eFSB
			➡	☐; +PR 1KE / 1KR; + eFSB	24.6238-7024.5	241242	ATE - Halter + eFSB
					24.6238-7048.5	241182	ATE - Halter + eFSB

**Feder, Bremssattel**










1.0 TSI	63	01/17→	➡	+PR 1KV	2	11.8116-0340.1	390595	ATE
1.0 TSI	81	11/16→						
1.0 TSI	85	05/15→	➡	+PR 1KY	2	11.8116-0340.1	390595	ATE
1.2 TSI	77	11/12→						
1.2 TSI	81	04/14→	➡	+PR 1KJ	2	11.8116-0340.1	390595	ATE
1.4 GTE Hybrid	110	05/14→						
1.4 TSI	92	05/14→						
1.4 TSI	110	05/14→						
1.4 TSI MultiFuel	90	04/13→						
1.4 TSI MultiFuel	92	12/13→						
1.5 TGI	96	11/18→						
1.5 TSI	96	07/17→						
1.5 TSI	110	04/17→						
1.6	81	05/14→						
1.6 TDI	66	04/13→						
1.6 TDI	85	11/16→						
1.6 TDI 4motion	77	11/12→						
1.6 TDI 4motion	81	01/13→						
2.0 GTD	135	04/13→						
2.0 GTI	155	11/13→						
2.0 GTI	162	04/13→						
2.0 GTI	169	04/13→						
2.0 GTI	180	03/17→						
2.0 GTI Clubsport	195	02/16→						
2.0 GTI Clubsport S	228	09/16→						
2.0 GTI TCR	213	11/18→						
2.0 R 4motion	206	11/13→						
2.0 R 4motion	213	12/16→						
2.0 R 4motion	221	11/13→						
2.0 R 4motion	228	12/16→						
2.0 TDI	81	11/12→						
2.0 TDI	105	08/12→						
2.0 TDI	110	11/12→						
2.0 TDI 4motion	110	11/12→						
1.2 TSI	63	08/12→	➡	11/12→; +PR 1KV	2	11.8116-0340.1	390595	ATE
1.4 TSI	103	08/12→	➡	11/12→; +PR 1KY	2	11.8116-0340.1	390595	ATE
1.6 TDI	77	08/12→	➡	11/12→; +PR 1KJ	2	11.8116-0340.1	390595	ATE
1.4 TGI CNG	81	06/13→	➡	08/13→; +PR 1KJ	2	11.8116-0340.1	390595	ATE
			➡	08/13→; +PR 1KY	2	11.8116-0340.1	390595	ATE
			➡	08/13→; +PR 1KV	2	11.8116-0340.1	390595	ATE
1.4 TSI	90	11/12→	➡	06/13→; +PR 1KY	2	11.8116-0340.1	390595	ATE
1.6 TDI	81	01/13→	➡	06/13→; +PR 1KV	2	11.8116-0340.1	390595	ATE
			➡	06/13→; +PR 1KJ	2	11.8116-0340.1	390595	ATE

**VW - GOLF VII Van (5G1) 08/12→**











**Bremssattel**









1.6 TDi BlueMotion	77	08/12→	←	☐; 11/12→; +PR 1ZF	24.3571-9735.5	240806	ATE - Halter
			←	☐; 11/12→; +PR 1ZF	24.3571-9736.5	240807	ATE - Halter
			➡	☐; +PR 1KV; + eFSB	24.6238-7007.5	241183	ATE - Halter + eFSB
					24.6238-7025.5	241243	ATE - Halter + eFSB
			➡	☐; +PR 1KV; + eFSB	24.6238-7008.5	241184	ATE - Halter + eFSB
					24.6238-7026.5	241244	ATE - Halter + eFSB
			➡	☐; 11/12→; +PR 1KK; + eFSB	24.6238-7023.5	241241	ATE - Halter + eFSB
					24.6238-7047.5	241181	ATE - Halter + eFSB
			➡	☐; 11/12→; +PR 1KE; + eFSB	24.6238-7023.5	241241	ATE - Halter + eFSB
					24.6238-7047.5	241181	ATE - Halter + eFSB
			➡	☐; 11/12→; +PR 1KK; + eFSB	24.6238-7024.5	241242	ATE - Halter + eFSB
					24.6238-7048.5	241182	ATE - Halter + eFSB
			➡	☐; 11/12→; +PR 1KE; + eFSB	24.6238-7024.5	241242	ATE - Halter + eFSB
					24.6238-7048.5	241182	ATE - Halter + eFSB
➡	☐; 11/12→; +PR 1KJ; + eFSB	24.6242-7017.5	241185	ATE - Halter + eFSB			
➡	☐; 11/12→; +PR 1KJ; + eFSB	24.6242-7018.5	241186	ATE - Halter + eFSB			
➡	☐; 11/12→; +PR 1KY; + eFSB	24.6242-7019.5	241187	ATE - Halter + eFSB			










	kw			 	! #		
<b>VW - GOLF VII Van (5G1) 08/12→</b>							
 <b>Bremssattel</b>							
1.6 TDi BlueMotion	77	08/12→	➡	☐; 11/12→; +PR 1KY; + eFSB		24.6242-7020.5 241188	ATE - Halter + eFSB
1.6 TDi BlueMotion	81	11/13→	⬅	☐; +PR 1ZF		24.3571-9735.5 240806	ATE - Halter
2.0 GTI	162	04/13→	⬅	☐; +PR 1ZF		24.3571-9736.5 240807	ATE - Halter
2.0 TDi BlueMotion	110	05/13→	➡	☐; +PR 1KV; + eFSB		24.6238-7007.5 241183	ATE - Halter + eFSB
			➡	☐; +PR 1KV; + eFSB		24.6238-7025.5 241243	ATE - Halter + eFSB
			➡	☐; +PR 1KV; + eFSB		24.6238-7008.5 241184	ATE - Halter + eFSB
			➡	☐; +PR 1KV; + eFSB		24.6238-7026.5 241244	ATE - Halter + eFSB
			➡	☐; +PR 1KE; + eFSB		24.6238-7023.5 241241	ATE - Halter + eFSB
			➡	☐; +PR 1KE; + eFSB		24.6238-7047.5 241181	ATE - Halter + eFSB
			➡	☐; +PR 1KK; + eFSB		24.6238-7023.5 241241	ATE - Halter + eFSB
			➡	☐; +PR 1KK; + eFSB		24.6238-7047.5 241181	ATE - Halter + eFSB
			➡	☐; +PR 1KE; + eFSB		24.6238-7024.5 241242	ATE - Halter + eFSB
			➡	☐; +PR 1KE; + eFSB		24.6238-7048.5 241182	ATE - Halter + eFSB
			➡	☐; +PR 1KK; + eFSB		24.6238-7024.5 241242	ATE - Halter + eFSB
			➡	☐; +PR 1KK; + eFSB		24.6238-7048.5 241182	ATE - Halter + eFSB
			➡	☐; +PR 1KJ; + eFSB		24.6242-7017.5 241185	ATE - Halter + eFSB
			➡	☐; +PR 1KJ; + eFSB		24.6242-7018.5 241186	ATE - Halter + eFSB
			➡	☐; +PR 1KY; + eFSB		24.6242-7019.5 241187	ATE - Halter + eFSB
			➡	☐; +PR 1KY; + eFSB		24.6242-7020.5 241188	ATE - Halter + eFSB
<b>Feder, Bremssattel</b>							
1.6 TDi BlueMotion	77	08/12→	➡	11/12→; +PR 1KV	2	11.8116-0340.1 390595	ATE
			➡	11/12→; +PR 1KY	2	11.8116-0340.1 390595	ATE
			➡	11/12→; +PR 1KJ	2	11.8116-0340.1 390595	ATE
1.6 TDi BlueMotion	81	11/13→	➡	+PR 1KV	2	11.8116-0340.1 390595	ATE
2.0 GTI	162	04/13→	➡	+PR 1KY	2	11.8116-0340.1 390595	ATE
2.0 TDi BlueMotion	110	05/13→	➡	+PR 1KJ	2	11.8116-0340.1 390595	ATE
<b>VW - GOLF VII Variant (BA5, BV5) 04/13→</b>							
 <b>Bremssattel</b>							
1.0 TSI	63	01/17→	⬅	☐; +PR 1ZF		24.3571-9735.5 240806	ATE - Halter
1.5 TSI	96	07/17→	⬅	☐; +PR 1ZF		24.3571-9736.5 240807	ATE - Halter
1.5 TSI	110	04/17→	➡	☐; +PR 1KV; + eFSB		24.6238-7007.5 241183	ATE - Halter + eFSB
			➡	☐; +PR 1KV; + eFSB		24.6238-7025.5 241243	ATE - Halter + eFSB
			➡	☐; +PR 1KV; + eFSB		24.6238-7008.5 241184	ATE - Halter + eFSB
			➡	☐; +PR 1KV; + eFSB		24.6238-7026.5 241244	ATE - Halter + eFSB
			➡	☐; + eFSB		24.6238-7023.5 241241	ATE - Halter + eFSB
			➡	☐; + eFSB		24.6238-7047.5 241181	ATE - Halter + eFSB
			➡	☐; + eFSB		24.6238-7024.5 241242	ATE - Halter + eFSB
			➡	☐; + eFSB		24.6238-7048.5 241182	ATE - Halter + eFSB
			➡	☐; +PR 1KY; + eFSB		24.6242-7019.5 241187	ATE - Halter + eFSB
			➡	☐; +PR 1KY; + eFSB		24.6242-7020.5 241188	ATE - Halter + eFSB
1.0 TSI	81	11/16→	⬅	☐; +PR 1ZF		24.3571-9735.5 240806	ATE - Halter
1.0 TSI	85	05/15→	⬅	☐; +PR 1ZF		24.3571-9736.5 240807	ATE - Halter
1.2 TSI	81	04/14→	⬅	☐; +PR 1ZF		24.3571-9736.5 240807	ATE - Halter
1.4 TGI CNG	81	09/13→	➡	☐; +PR 1KV; + eFSB		24.6238-7007.5 241183	ATE - Halter + eFSB
1.4 TSI	92	05/14→				24.6238-7025.5 241243	ATE - Halter + eFSB
1.4 TSI	110	05/14→				24.6238-7008.5 241184	ATE - Halter + eFSB
1.4 TSI MultiFuel	90	04/13→	➡	☐; +PR 1KV; + eFSB		24.6238-7008.5 241184	ATE - Halter + eFSB
1.4 TSI MultiFuel	92	05/14→				24.6238-7026.5 241244	ATE - Halter + eFSB
1.6	81	05/14→				24.6238-7023.5 241241	ATE - Halter + eFSB
1.6 TDI	85	11/16→	➡	☐; +PR 1KE; + eFSB		24.6238-7023.5 241241	ATE - Halter + eFSB
1.8 TSI 4motion	132	11/16→				24.6238-7047.5 241181	ATE - Halter + eFSB
2.0 GTD	135	01/15→				24.6238-7024.5 241242	ATE - Halter + eFSB
2.0 R 360S 4motion	265	09/16→	➡	☐; +PR 1KE; + eFSB		24.6238-7024.5 241242	ATE - Halter + eFSB
2.0 R 4motion	206	03/15→				24.6238-7048.5 241182	ATE - Halter + eFSB
2.0 R 4motion	213	12/16→	➡	☐; +PR 1KY; + eFSB		24.6242-7019.5 241187	ATE - Halter + eFSB
2.0 R 4motion	221	03/15→				24.6242-7020.5 241188	ATE - Halter + eFSB
2.0 R 4motion	228	12/16→	➡	☐; +PR 1KY; + eFSB		24.6242-7020.5 241188	ATE - Halter + eFSB
1.2 TSI	63	05/13→	⬅	☐; 07/13→; +PR 1ZF		24.3571-9735.5 240806	ATE - Halter
1.2 TSI	77	05/13→				24.3571-9736.5 240807	ATE - Halter
1.4 TSI	90	05/13→	⬅	☐; 07/13→; +PR 1ZF		24.3571-9736.5 240807	ATE - Halter
1.4 TSI	103	05/13→	➡	☐; +PR 1KV; + eFSB		24.6238-7007.5 241183	ATE - Halter + eFSB
1.6 TDI	66	05/13→				24.6238-7025.5 241243	ATE - Halter + eFSB
1.6 TDI	77	05/13→				24.6238-7025.5 241243	ATE - Halter + eFSB



	kw			 	! #		
<b>VW - GOLF VII Variant (BA5, BV5) 04/13→</b>							
 <b>Bremssattel</b>							
1.6 TDI	81	05/13→	➔	☐; +PR 1KV; + eFSB		24.6238-7008.5 241184	ATE - Halter + eFSB
1.6 TDI 4motion	77	05/13→				24.6238-7026.5 241244	ATE - Halter + eFSB
1.6 TDI 4motion	81	05/13→					
2.0 TDI	81	05/13→	➔	☐; 07/13→; +PR 1KE; + eFSB		24.6238-7023.5 241241	ATE - Halter + eFSB
2.0 TDI	110	04/13→				24.6238-7047.5 241181	ATE - Halter + eFSB
2.0 TDI 4motion	110	04/13→05/18	➔	☐; 07/13→; +PR 1KE; + eFSB		24.6238-7024.5 241242	ATE - Halter + eFSB
						24.6238-7048.5 241182	ATE - Halter + eFSB
			➔	☐; 07/13→; +PR 1KY; + eFSB		24.6242-7019.5 241187	ATE - Halter + eFSB
			➔	☐; 07/13→; +PR 1KY; + eFSB		24.6242-7020.5 241188	ATE - Halter + eFSB
1.5 TGI	96	12/18→	➔	☐; +PR 1ZF		24.3571-9735.5 240806	ATE - Halter
			➔	☐; +PR 1ZF		24.3571-9736.5 240807	ATE - Halter
			➔	☐; +PR 1KV; + eFSB		24.6238-7007.5 241183	ATE - Halter + eFSB
						24.6238-7025.5 241243	ATE - Halter + eFSB
			➔	☐; +PR 1KV; + eFSB		24.6238-7008.5 241184	ATE - Halter + eFSB
						24.6238-7026.5 241244	ATE - Halter + eFSB
			➔	☐; +PR 1KE; + eFSB		24.6238-7023.5 241241	ATE - Halter + eFSB
						24.6238-7047.5 241181	ATE - Halter + eFSB
			➔	☐; +PR 1KK; + eFSB		24.6238-7023.5 241241	ATE - Halter + eFSB
						24.6238-7047.5 241181	ATE - Halter + eFSB
			➔	☐; +PR 1KE; + eFSB		24.6238-7024.5 241242	ATE - Halter + eFSB
						24.6238-7048.5 241182	ATE - Halter + eFSB
			➔	☐; +PR 1KK; + eFSB		24.6238-7024.5 241242	ATE - Halter + eFSB
						24.6238-7048.5 241182	ATE - Halter + eFSB
			➔	☐; +PR 1KJ; + eFSB		24.6242-7017.5 241185	ATE - Halter + eFSB
			➔	☐; +PR 1KJ; + eFSB		24.6242-7018.5 241186	ATE - Halter + eFSB
			➔	☐; +PR 1KY; + eFSB		24.6242-7019.5 241187	ATE - Halter + eFSB
			➔	☐; +PR 1KY; + eFSB		24.6242-7020.5 241188	ATE - Halter + eFSB
<b>Feder, Bremssattel</b>							
1.5 TGI	96	12/18→	➔	+PR 1KV	2	11.8116-0340.1 390595	ATE
			➔	+PR 1KY	2	11.8116-0340.1 390595	ATE
			➔	+PR 1KJ	2	11.8116-0340.1 390595	ATE
<b>VW - GOLF ALLTRACK VII Variant (BA5, BV5) 12/14→</b>							
 <b>Bremssattel</b>							
1.6 TDI 4motion	81	12/14→	➔	☐; +PR 1ZF		24.3571-9735.5 240806	ATE - Halter
1.8 TSI 4motion	132	12/14→	➔	☐; +PR 1ZF		24.3571-9736.5 240807	ATE - Halter
2.0 TDI 4motion	110	12/14→05/18					
2.0 TDI 4motion	135	12/14→	➔	☐; +PR 1KV		24.6238-7007.5 241183	ATE - Halter + eFSB
						24.6238-7025.5 241243	ATE - Halter + eFSB
			➔	☐; +PR 1KV		24.6238-7008.5 241184	ATE - Halter + eFSB
						24.6238-7026.5 241244	ATE - Halter + eFSB
			➔	☐; +PR 1KE		24.6238-7023.5 241241	ATE - Halter + eFSB
						24.6238-7047.5 241181	ATE - Halter + eFSB
			➔	☐; +PR 1KE		24.6238-7024.5 241242	ATE - Halter + eFSB
						24.6238-7048.5 241182	ATE - Halter + eFSB
			➔	☐; +PR 1KY		24.6242-7019.5 241187	ATE - Halter + eFSB
			➔	☐; +PR 1KY		24.6242-7020.5 241188	ATE - Halter + eFSB
<b>VW - GOLF PLUS V (5M1, 521) 12/04→12/13</b>							
 <b>Bremssattel</b>							
1.2 TSI	63	05/10→12/13	➔	☐; +PR 1ZF / 1ZM		24.3541-9549.5 241023	ATE - Halter
1.2 TSI	77	11/09→12/13	➔	☐; +PR 1ZF / 1ZM		24.3541-9550.5 241024	ATE - Halter
1.4 TSI	118	06/08→12/13					
1.6 BiFuel	75	05/09→12/13	➔	☐; +PR 1LJ / 1ZA		24.3541-9553.5 241025	ATE - Halter
1.6 TDI	66	02/09→12/13	➔	☐; +PR 1ZE / 1ZP		24.3541-9553.5 241025	ATE - Halter
1.6 TDI	77	03/09→12/13	➔	☐; +PR 1LJ / 1ZA		24.3541-9554.5 241026	ATE - Halter
			➔	☐; +PR 1ZE / 1ZP		24.3541-9554.5 241026	ATE - Halter
			➔	☐; +PR 1KD		24.3384-1755.5 240886	TRW - Halter
			➔	☐; +PR 1KD		24.3384-1756.5 240887	TRW - Halter
			➔	☐; +PR 1KZ		24.3387-1717.5 240872	TRW - Halter

	kw			 	! #		
<b>VW - GOLF PLUS V (5M1, 521) 12/04→12/13</b>							
<b> Bremssattel</b>							
1.2 TSI	63	05/10→12/13	➡	☐; +PR 1KZ		24.3387-1718.5 240873	TRW - Halter
1.2 TSI	77	11/09→12/13	➡	☐; +PR 1KE		24.3414-1709.5 240834	TRW - Halter
1.4 TSI	118	06/08→12/13	➡	☐; +PR 1KE		24.3414-1710.5 240835	TRW - Halter
1.6 BiFuel	75	05/09→12/13	➡	☐; +PR 1KE			
1.6 TDI	66	02/09→12/13					
1.6 TDI	77	03/09→12/13					
1.4 16V	55	01/05→11/06	⬅	☐; +PR 1ZF / 1ZM		24.3541-9549.5 241023	ATE - Halter
1.4 16V	59	05/06→12/13	⬅	☐; +PR 1ZF / 1ZM		24.3541-9550.5 241024	ATE - Halter
1.4 FSI	66	07/05→11/06	⬅	☐; +PR 1LJ / 1ZA		24.3541-9553.5 241025	ATE - Halter
1.4 TSI	90	06/07→12/13	⬅	☐; +PR 1ZE / 1ZP		24.3541-9553.5 241025	ATE - Halter
1.4 TSI	103	05/06→06/08	⬅	☐; +PR 1LJ / 1ZA		24.3541-9554.5 241026	ATE - Halter
1.4 TSI	125	05/06→06/08	⬅	☐; +PR 1ZE / 1ZP		24.3541-9554.5 241026	ATE - Halter
1.6	75	05/05→12/13	⬅	☐; +PR 1LJ / 1ZA		24.3541-9554.5 241026	ATE - Halter
1.6 MultiFuel	75	11/07→12/13	⬅	☐; +PR 1LJ / 1ZA		24.3541-9554.5 241026	ATE - Halter
1.9 TDI	66	05/05→12/08	⬅	☐; +PR 1ZE / 1ZP		24.3541-9554.5 241026	ATE - Halter
1.9 TDI	77	01/05→01/09	➡	☐; +PR 1KD		24.3384-1755.5 240886	TRW - Halter
2.0 FSI	110	05/05→06/08	➡	☐; +PR 1KD		24.3384-1756.5 240887	TRW - Halter
2.0 TDI	96	05/05→05/07	➡	☐; +PR 1KD		24.3384-1756.5 240887	TRW - Halter
2.0 TDI	100	05/05→12/13	➡	☐; 1K-8-500001→; +PR 1KZ		24.3387-1717.5 240872	TRW - Halter
2.0 TDI	103	12/05→05/11	➡	☐; 1K-8-500001→; +PR 1KZ		24.3387-1718.5 240873	TRW - Halter
2.0 TDI 16V	103	01/05→12/13	➡	☐; 1K-8-500000; +PR 1KZ		24.3387-1729.5 240878	TRW - Halter
			➡	☐; → 1K-8-500000; +PR 1KZ		24.3387-1730.5 240879	TRW - Halter
			➡	☐; → 1K-8-500000; +PR 1KZ		24.3414-1709.5 240834	TRW - Halter
			➡	☐; +PR 1KE		24.3414-1710.5 240835	TRW - Halter
			➡	☐; +PR 1KE			
1.6 FSI	85	12/04→05/08	⬅	☐; +PR 1ZF / 1ZM		24.3541-9549.5 241023	ATE - Halter
			⬅	☐; +PR 1ZF / 1ZM		24.3541-9550.5 241024	ATE - Halter
			⬅	☐; +PR 1LJ / 1ZA		24.3541-9553.5 241025	ATE - Halter
			⬅	☐; +PR 1ZE / 1ZP		24.3541-9553.5 241025	ATE - Halter
			⬅	☐; +PR 1LJ / 1ZA		24.3541-9554.5 241026	ATE - Halter
			⬅	☐; +PR 1ZE / 1ZP		24.3541-9554.5 241026	ATE - Halter
			➡	☐; +PR 1KD		24.3384-1755.5 240886	TRW - Halter
			➡	☐; +PR 1KD		24.3384-1756.5 240887	TRW - Halter
			➡	☐; 1K-8-500001→; +PR 1KZ		24.3387-1717.5 240872	TRW - Halter
			➡	☐; 1K-8-500001→; +PR 1KZ		24.3387-1718.5 240873	TRW - Halter
			➡	☐; → 1K-8-500000; +PR 1KZ		24.3387-1729.5 240878	TRW - Halter
			➡	☐; 01/05→; +PR 1KZ; → 1K-8-500000		24.3387-1730.5 240879	TRW - Halter
			➡	☐; +PR 1KE		24.3414-1709.5 240834	TRW - Halter
			➡	☐; +PR 1KE		24.3414-1710.5 240835	TRW - Halter
2.0 TDI	81	01/09→12/13	⬅	☐; +PR 1ZF / 1ZM		24.3541-9549.5 241023	ATE - Halter
			⬅	☐; +PR 1ZF / 1ZM		24.3541-9550.5 241024	ATE - Halter
			⬅	☐; +PR 1LJ / 1ZA		24.3541-9553.5 241025	ATE - Halter
			⬅	☐; +PR 1ZE / 1ZP		24.3541-9553.5 241025	ATE - Halter
			⬅	☐; +PR 1LJ / 1ZA		24.3541-9554.5 241026	ATE - Halter
			⬅	☐; +PR 1ZE / 1ZP		24.3541-9554.5 241026	ATE - Halter
			➡	☐; +PR 1KD		24.3384-1755.5 240886	TRW - Halter
			➡	☐; +PR 1KD		24.3384-1756.5 240887	TRW - Halter
			➡	☐; +PR 1KZ		24.3387-1717.5 240872	TRW - Halter
			➡	☐; +PR 1KZ		24.3387-1718.5 240873	TRW - Halter
<b>Halter, Bremssattel</b>							
1.2 TSI	63	05/10→12/13	⬅	+PR 1LJ / 1ZA		11.0230-0131.1 260129	ATE
1.2 TSI	77	11/09→12/13					
1.4 16V	55	01/05→11/06					
1.4 16V	59	05/06→12/13					
1.4 FSI	66	07/05→11/06					
1.4 TSI	90	06/07→12/13					
1.4 TSI	103	05/06→06/08					
1.4 TSI	118	06/08→12/13					
1.4 TSI	125	05/06→06/08					
1.6	75	05/05→12/13					
1.6 BiFuel	75	05/09→12/13					
1.6 MultiFuel	75	11/07→12/13					
1.6 TDI	66	02/09→12/13					
1.6 TDI	77	03/09→12/13					
1.9 TDI	66	05/05→12/08					
↓							

	kw			 	! #		
<b>VW - GOLF PLUS V (5M1, 521) 12/04→12/13</b>							
<b>Halter, Bremssattel</b>							
1.9 TDI	77	01/05→01/09	←	+PR 1LJ / 1ZA		11.0230-0131.1	260129 ATE
2.0 FSI	110	05/05→06/08					
2.0 TDI	81	01/09→12/13					
2.0 TDI	96	05/05→05/07					
2.0 TDI	100	05/05→12/13					
2.0 TDI	103	12/05→05/11					
2.0 TDI 16V	103	01/05→12/13					
1.6 FSI	85	12/04→05/08	←	01/05→; +PR 1LJ / 1ZA		11.0230-0131.1	260129 ATE
<b>Feder, Bremssattel</b>							
1.2 TSI	63	05/10→12/13	←	+PR 1LJ / 1ZA	2	11.8116-0351.1	390538 ATE
1.2 TSI	77	11/09→12/13					
1.4 16V	55	01/05→11/06	←	+PR 1ZE / 1ZP	2	11.8116-0351.1	390538 ATE
1.4 16V	59	05/06→12/13					
1.4 FSI	66	07/05→11/06					
1.4 TSI	90	06/07→12/13					
1.4 TSI	103	05/06→06/08					
1.4 TSI	118	06/08→12/13					
1.4 TSI	125	05/06→06/08					
1.6	75	05/05→12/13					
1.6 BiFuel	75	05/09→12/13					
1.6 FSI	85	12/04→05/08					
1.6 MultiFuel	75	11/07→12/13					
1.6 TDI	66	02/09→12/13					
1.6 TDI	77	03/09→12/13					
1.9 TDI	66	05/05→12/08					
1.9 TDI	77	01/05→01/09					
2.0 FSI	110	05/05→06/08					
2.0 TDI	81	01/09→12/13					
2.0 TDI	96	05/05→05/07					
2.0 TDI	100	05/05→12/13					
2.0 TDI	103	12/05→05/11					
2.0 TDI 16V	103	01/05→12/13					
<b>Führungshülzensatz, Bremssattel</b>							
1.2 TSI	63	05/10→12/13	←	+PR 1ZE / 1ZP		11.0101-5409.2	260035 ATE
1.2 TSI	77	11/09→12/13					
1.4 16V	55	01/05→11/06	←	+PR 1ZF / 1ZM		11.0101-5409.2	260035 ATE
1.4 16V	59	05/06→12/13					
1.4 FSI	66	07/05→11/06	←	+PR 1LJ / 1ZA		11.0101-5409.2	260035 ATE
1.4 TSI	90	06/07→12/13					
1.4 TSI	103	05/06→06/08					
1.4 TSI	118	06/08→12/13					
1.4 TSI	125	05/06→06/08					
1.6	75	05/05→12/13					
1.6 BiFuel	75	05/09→12/13					
1.6 FSI	85	12/04→05/08					
1.6 MultiFuel	75	11/07→12/13					
1.6 TDI	66	02/09→12/13					
1.6 TDI	77	03/09→12/13					
1.9 TDI	66	05/05→12/08					
1.9 TDI	77	01/05→01/09					
2.0 FSI	110	05/05→06/08					
2.0 TDI	81	01/09→12/13					
2.0 TDI	96	05/05→05/07					
2.0 TDI	100	05/05→12/13					
2.0 TDI	103	12/05→05/11					
2.0 TDI 16V	103	01/05→12/13					
<b>Führungsbolzen, Bremssattel</b>							
1.2 TSI	63	05/10→12/13		+PR 1LJ / 1ZA	2	11.8171-0008.1	990049 ATE
1.2 TSI	77	11/09→12/13					
1.4 16V	55	01/05→11/06		+PR 1ZE / 1ZP	2	11.8171-0008.1	990049 ATE
1.4 16V	59	05/06→12/13					
1.4 FSI	66	07/05→11/06					
1.4 TSI	90	06/07→12/13					
1.4 TSI	103	05/06→06/08					
1.4 TSI	118	06/08→12/13					
1.4 TSI	125	05/06→06/08					
1.6	75	05/05→12/13					
1.6 BiFuel	75	05/09→12/13					
1.6 FSI	85	12/04→05/08					
1.6 MultiFuel	75	11/07→12/13					
1.6 TDI	66	02/09→12/13					
1.6 TDI	77	03/09→12/13					
1.9 TDI	66	05/05→12/08					
1.9 TDI	77	01/05→01/09					
2.0 FSI	110	05/05→06/08					
2.0 TDI	81	01/09→12/13					
2.0 TDI	96	05/05→05/07					
2.0 TDI	100	05/05→12/13					
2.0 TDI	103	12/05→05/11					
↓							

**VW - GOLF PLUS V (5M1, 521) 12/04→12/13**

**Führungsbolzen, Bremssattel**

2.0 TDI 16V	103	01/05→12/13		+PR 1LJ / 1ZA	2	11.8171-0008.1	990049	ATE
				+PR 1ZE / 1ZP	2	11.8171-0008.1	990049	ATE

**Zubehörsatz, Bremssattel**

1.2 TSI	63	05/10→12/13		+PR 1KZ		24.0101-3803.2	260101	TRW
1.2 TSI	77	11/09→12/13	➔					
1.4 TSI	118	06/08→12/13						
1.6 BiFuel	75	05/09→12/13						
1.6 TDI	66	02/09→12/13						
1.6 TDI	77	03/09→12/13						
2.0 TDI	81	01/09→12/13						
1.4 16V	55	01/05→11/06	➔	1K-8-500001→; +PR 1KZ		24.0101-3803.2	260101	TRW
1.4 16V	59	05/06→12/13						
1.4 FSI	66	07/05→11/06	➔	→ 1K-8-500000; +PR 1KZ		24.0101-3803.2	260101	TRW
1.4 TSI	90	06/07→12/13						
1.4 TSI	103	05/06→06/08						
1.4 TSI	125	05/06→06/08						
1.6	75	05/05→12/13						
1.6 FSI	85	12/04→05/08						
1.6 MultiFuel	75	11/07→12/13						
1.9 TDI	66	05/05→12/08						
1.9 TDI	77	01/05→01/09						
2.0 FSI	110	05/05→06/08						
2.0 TDI	96	05/05→05/07						
2.0 TDI	100	05/05→12/13						
2.0 TDI	103	12/05→05/11						
2.0 TDI 16V	103	01/05→12/13						











**Bremsschlauch**










1.2 TSI	63	05/10→12/13			2	24.5143-0564.3	331433	L= 563
1.2 TSI	77	11/09→12/13	➔					
1.4 16V	55	01/05→11/06	➔		2	24.5204-0233.3	331430	L= 233
1.4 16V	59	05/06→12/13						
1.4 FSI	66	07/05→11/06						
1.4 TSI	90	06/07→12/13						
1.4 TSI	103	05/06→06/08						
1.4 TSI	118	06/08→12/13						
1.4 TSI	125	05/06→06/08						
1.6	75	05/05→12/13						
1.6 BiFuel	75	05/09→12/13						
1.6 FSI	85	12/04→05/08						
1.6 MultiFuel	75	11/07→12/13						
1.6 TDI	66	02/09→12/13						
1.6 TDI	77	03/09→12/13						
1.9 TDI	66	05/05→12/08						
1.9 TDI	77	01/05→01/09						
2.0 FSI	110	05/05→06/08						
2.0 TDI	81	01/09→12/13						
2.0 TDI	96	05/05→05/07						
2.0 TDI	100	05/05→12/13						
2.0 TDI	103	12/05→05/11						
2.0 TDI 16V	103	01/05→12/13						

**VW - GOLF PLUS Van (521) 01/09→08/14**








**Bremssattel**








1.2 TSi	77	11/09→08/14		☐; +PR 1ZF / 1ZM		24.3541-9549.5	241023	ATE - Halter
1.4 TSi	118	01/09→09/12	➔	☐; +PR 1ZF / 1ZM		24.3541-9550.5	241024	ATE - Halter
1.6 TDi	77	02/09→08/14	➔	☐; +PR 1LJ / 1ZA		24.3541-9553.5	241025	ATE - Halter
			➔	☐; +PR 1ZE / 1ZP		24.3541-9553.5	241025	ATE - Halter
			➔	☐; +PR 1LJ / 1ZA		24.3541-9554.5	241026	ATE - Halter
			➔	☐; +PR 1ZE / 1ZP		24.3541-9554.5	241026	ATE - Halter
			➔	☐; +PR 1KD		24.3384-1755.5	240886	TRW - Halter
			➔	☐; +PR 1KD		24.3384-1756.5	240887	TRW - Halter
			➔	☐; +PR 1KZ		24.3387-1717.5	240872	TRW - Halter
			➔	☐; +PR 1KZ		24.3387-1718.5	240873	TRW - Halter
			➔	☐; +PR 1KE		24.3414-1709.5	240834	TRW - Halter
			➔	☐; +PR 1KE		24.3414-1710.5	240835	TRW - Halter
1.4 TSi	90	01/09→08/14	➔	☐; +PR 1ZF / 1ZM		24.3541-9549.5	241023	ATE - Halter
2.0 TDi	103	11/09→08/14	➔	☐; +PR 1ZF / 1ZM		24.3541-9550.5	241024	ATE - Halter
			➔	☐; +PR 1LJ / 1ZA		24.3541-9553.5	241025	ATE - Halter
			➔	☐; +PR 1ZE / 1ZP		24.3541-9553.5	241025	ATE - Halter










	kw					! #		
<b>VW - GOLF PLUS Van (521) 01/09→08/14</b>								
 <b>Bremssattel</b>								
1.4 TSi 2.0 TDi	90 103	01/09→08/14 11/09→08/14	←	☐; +PR 1LJ / 1ZA		24.3541-9554.5	241026	ATE - Halter
			←	☐; +PR 1ZE / 1ZP		24.3541-9554.5	241026	ATE - Halter
			→	☐; +PR 1KD		24.3384-1755.5	240886	TRW - Halter
			→	☐; +PR 1KD		24.3384-1756.5	240887	TRW - Halter
			→	☐; 1K-8-500001→; +PR 1KZ		24.3387-1717.5	240872	TRW - Halter
			→	☐; 1K-8-500001→; +PR 1KZ		24.3387-1718.5	240873	TRW - Halter
			→	☐; +PR 1KZ; → 1K-8-500000		24.3387-1729.5	240878	TRW - Halter
			→	☐; +PR 1KZ; → 1K-8-500000		24.3387-1730.5	240879	TRW - Halter
			→	☐; +PR 1KE		24.3414-1709.5	240834	TRW - Halter
			→	☐; +PR 1KE		24.3414-1710.5	240835	TRW - Halter
<b>Halter, Bremssattel</b>								
1.2 TSi 1.4 TSi 1.4 TSi 1.6 TDi 2.0 TDi	77 90 118 77 103	11/09→08/14 01/09→08/14 01/09→09/12 02/09→08/14 11/09→08/14	←	+PR 1LJ / 1ZA		11.0230-0131.1	260129	ATE
<b>Feder, Bremssattel</b>								
1.2 TSi 1.4 TSi 1.4 TSi 1.6 TDi 2.0 TDi	77 90 118 77 103	11/09→08/14 01/09→08/14 01/09→09/12 02/09→08/14 11/09→08/14	←	+PR 1LJ / 1ZA	2	11.8116-0351.1	390538	ATE
			←	+PR 1ZE / 1ZP	2	11.8116-0351.1	390538	ATE
<b>Führungshülzensatz, Bremssattel</b>								
1.2 TSi 1.4 TSi 1.4 TSi 1.6 TDi 2.0 TDi	77 90 118 77 103	11/09→08/14 01/09→08/14 01/09→09/12 02/09→08/14 11/09→08/14	←	+PR 1ZE / 1ZP		11.0101-5409.2	260035	ATE
			←	+PR 1ZF / 1ZM		11.0101-5409.2	260035	ATE
			←	+PR 1LJ / 1ZA		11.0101-5409.2	260035	ATE
<b>Führungsbolzen, Bremssattel</b>								
1.2 TSi 1.4 TSi 1.4 TSi 1.6 TDi 2.0 TDi	77 90 118 77 103	11/09→08/14 01/09→08/14 01/09→09/12 02/09→08/14 11/09→08/14		+PR 1LJ / 1ZA	2	11.8171-0008.1	990049	ATE
				+PR 1ZE / 1ZP	2	11.8171-0008.1	990049	ATE
<b>Zubehörsatz, Bremssattel</b>								
1.2 TSi 1.4 TSi 1.6 TDi	77 118 77	11/09→08/14 01/09→09/12 02/09→08/14	→	+PR 1KZ		24.0101-3803.2	260101	TRW
1.4 TSi 2.0 TDi	90 103	01/09→08/14 11/09→08/14	→	1K-8-500001→; +PR 1KZ		24.0101-3803.2	260101	TRW
			→	+PR 1KZ; → 1K-8-500000		24.0101-3803.2	260101	TRW
 <b>Bremsschlauch</b>								
1.2 TSi 1.4 TSi 1.4 TSi 1.6 TDi 2.0 TDi	77 90 118 77 103	11/09→08/14 01/09→08/14 01/09→09/12 02/09→08/14 11/09→08/14	←		2	24.5143-0564.3	331433	L= 563
			→		2	24.5204-0233.3	331430	L= 233
<b>VW - GOLF SPORTSVAN VII (AM1, AN1) 02/14→</b>								
 <b>Bremssattel</b>								
1.0 TSi 1.0 TSi 1.0 TSi 1.2 TSi 1.2 TSi 1.4 TSi 1.4 TSi MultiFuel 1.5 TSi 1.5 TSi 1.6 1.6 TDi 1.6 TDi 2.0 TDi	63 81 85 63 81 92 92 96 110 81 66 85 81	05/17→ 05/17→ 05/15→ 05/14→ 04/14→ 04/14→ 04/14→ 05/17→ 05/17→ 05/14→ 02/14→ 11/16→ 05/14→11/17	←	☐; +PR 1ZF		24.3571-9735.5	240806	ATE - Halter
			←	☐; +PR 1ZF		24.3571-9736.5	240807	ATE - Halter
			→	☐; +PR 1KE		24.6238-7023.5	241241	ATE - Halter + eFSB
						24.6238-7047.5	241181	ATE - Halter + eFSB
			→	☐; +PR 1KE		24.6238-7024.5	241242	ATE - Halter + eFSB
						24.6238-7048.5	241182	ATE - Halter + eFSB
1.4 TSi 1.6 TDi 2.0 TDi	110 81 110	02/14→ 02/14→ 02/14→	←	☐; 05/14→; +PR 1ZF		24.3571-9735.5	240806	ATE - Halter
			←	☐; 05/14→; +PR 1ZF		24.3571-9736.5	240807	ATE - Halter
			→	☐; 05/14→; +PR 1KE		24.6238-7023.5	241241	ATE - Halter + eFSB
↓								








	kw					! #		
<b>VW - GOLF SPORTSVAN VII (AM1, AN1) 02/14→</b>								
 <b>Bremssattel</b>								
1.4 TSI	110	02/14→	➡	☐; 05/14→; +PR 1KE		24.6238-7047.5	241181	ATE - Halter + eFSB
1.6 TDI	81	02/14→	➡	☐; 05/14→; +PR 1KE		24.6238-7024.5	241242	ATE - Halter + eFSB
2.0 TDI	110	02/14→	➡	☐; 05/14→; +PR 1KE		24.6238-7048.5	241182	ATE - Halter + eFSB
<b>VW - GOLF VAN IV Variant (1J5) 05/99→06/06</b>								
 <b>Bremssattel</b>								
1.4	55	05/00→06/06	←	☐; → 10/03; +PR 1LR / 1LS / 1LQ / 1ZF / 1ZM		24.3541-9549.5	241023	ATE - Halter
1.6	77	05/00→06/06	←	☐; → 10/03; +PR 1LR / 1LS / 1LQ / 1ZF / 1ZM		24.3541-9550.5	241024	ATE - Halter
1.9 SDI	50	05/99→05/06	←	☐; → 10/03; +PR 1LR / 1LS / 1LQ / 1ZF / 1ZM		24.3541-9550.5	241024	ATE - Halter
1.9 TDI	81	05/99→05/06	➡	☐; → 1J-Y-238580; +PR 1KK / 1KS / 1KV / 1KQ / 1KW		24.3384-1723.5	240842	TRW - Halter
			➡	☐; → 1J-Y-238580; +PR 1KK / 1KS / 1KV / 1KQ / 1KW		24.3384-1724.5	240843	TRW - Halter
			➡	☐; 1J-Y-238581→; → 10/03; +PR 1KK / 1KS / 1KV / 1KQ / 1KW		24.3384-1729.5	240816	TRW - Halter
			➡	☐; 1J-Y-238581→; → 10/03; +PR 1KK / 1KS / 1KV / 1KQ / 1KW		24.3384-1730.5	240817	TRW - Halter
			➡	☐; → 10/03; +PR 1KY		24.3384-1745.5	240848	TRW - Halter
			➡	☐; → 10/03; +PR 1KY		24.3384-1746.5	240849	TRW - Halter
1.9 TDI	66	05/99→05/06	←	☐; +PR 1LR / 1LS / 1ZF / 1ZP / 1ZM		24.3541-9549.5	241023	ATE - Halter
			←	☐; +PR 1LR / 1LS / 1ZF / 1ZP / 1ZM		24.3541-9550.5	241024	ATE - Halter
			➡	☐; → 1J-Y-238580; +PR 1KP / 1KT		24.3414-1703.5	240830	TRW - Halter
			➡	☐; → 1J-Y-238580; +PR 1KP / 1KT		24.3414-1704.5	240831	TRW - Halter
			➡	☐; 1J-Y-238581→; +PR 1KP / 1KT		24.3414-1705.5	240832	TRW - Halter
			➡	☐; 1J-Y-238581→; +PR 1KP / 1KT		24.3414-1706.5	240833	TRW - Halter
1.9 TDI	74	02/00→06/06	←	☐; +PR 1LR / 1LS / 1LQ / 1ZF / 1ZM		24.3541-9549.5	241023	ATE - Halter
			←	☐; +PR 1LR / 1LS / 1LQ / 1ZF / 1ZM		24.3541-9550.5	241024	ATE - Halter
			➡	☐; +PR 1KK / 1KS / 1KV / 1KQ / 1KW		24.3384-1729.5	240816	TRW - Halter
			➡	☐; +PR 1KK / 1KS / 1KV / 1KQ / 1KW		24.3384-1730.5	240817	TRW - Halter
			➡	☐; +PR 1KY		24.3384-1745.5	240848	TRW - Halter
			➡	☐; +PR 1KY		24.3384-1746.5	240849	TRW - Halter
1.9 TDI	85	05/99→04/02	←	☐; +PR 1LR / 1LS / 1LQ / 1ZF / 1ZM		24.3541-9549.5	241023	ATE - Halter
			←	☐; +PR 1LR / 1LS / 1LQ / 1ZF / 1ZM		24.3541-9550.5	241024	ATE - Halter
			➡	☐; → 1J-Y-238580; +PR 1KK / 1KS / 1KV / 1KQ / 1KW		24.3384-1723.5	240842	TRW - Halter
			➡	☐; → 1J-Y-238580; +PR 1KK / 1KS / 1KV / 1KQ / 1KW		24.3384-1724.5	240843	TRW - Halter
			➡	☐; 1J-Y-238581→; +PR 1KK / 1KS / 1KV / 1KQ / 1KW		24.3384-1729.5	240816	TRW - Halter
			➡	☐; 1J-Y-238581→; +PR 1KK / 1KS / 1KV / 1KQ / 1KW		24.3384-1730.5	240817	TRW - Halter
			➡	☐; +PR 1KY		24.3384-1745.5	240848	TRW - Halter
			➡	☐; +PR 1KY		24.3384-1746.5	240849	TRW - Halter
1.9 TDI	96	04/01→05/06	←	☐; → 10/03; +PR 1LE / 1LN / 1ZE / 1ZH		24.3541-8523.5	240551	ATE - Halter
			←	☐; → 10/03; +PR 1LE / 1LN / 1ZE / 1ZH		24.3541-8524.5	240552	ATE - Halter
			➡	☐; → 10/03; +PR 1KK / 1KS / 1KV / 1KQ / 1KW		24.3384-1729.5	240816	TRW - Halter
			➡	☐; → 10/03; +PR 1KK / 1KS / 1KV / 1KQ / 1KW		24.3384-1730.5	240817	TRW - Halter
			➡	☐; → 10/03; +PR 1KY		24.3384-1745.5	240848	TRW - Halter
			➡	☐; → 10/03; +PR 1KY		24.3384-1746.5	240849	TRW - Halter
<b>Halter, Bremssattel</b>								
1.9 TDI	96	04/01→05/06	←	→ 10/03; +PR 1LE / 1LN / 1ZE / 1ZH	2	11.8170-0306.1	260102	ATE
<b>Feder, Bremssattel</b>								
1.9 TDI	96	04/01→05/06	←	→ 10/03; +PR 1LE / 1LN / 1ZE / 1ZH	2	11.8116-0143.1	390513	ATE
<b>Führungshülzensatz, Bremssattel</b>								
1.4	55	05/00→06/06	←	→ 10/03; +PR 1LR / 1LS / 1LQ / 1ZF / 1ZM		11.0101-5409.2	260035	ATE
1.6	77	05/00→06/06	←	→ 10/03; +PR 1LR / 1LS / 1LQ / 1ZF / 1ZM		11.0101-5409.2	260035	ATE
1.9 SDI	50	05/99→05/06	←	→ 10/03; +PR 1LR / 1LS / 1LQ / 1ZF / 1ZM		11.0101-5409.2	260035	ATE
↓								











	kw					! #		
<b>VW - GOLF VAN IV Variant (1J5) 05/99→06/06</b>								
<b>Führungshülzensatz, Bremsattel</b>								
1.9 TDI	81	05/99→05/06	←	→ 10/03; +PR 1LR / 1LS / 1LQ / 1ZF / 1ZM			11.0101-5409.2 260035	ATE
1.9 TDI	66	05/99→05/06	←	+PR 1LR / 1LS / 1ZF / 1ZP / 1ZM			11.0101-5409.2 260035	ATE
1.9 TDI	74	02/00→06/06	←	+PR 1LR / 1LS / 1LQ / 1ZF / 1ZM			11.0101-5409.2 260035	ATE
1.9 TDI	85	05/99→04/02						
1.9 TDI	96	04/01→05/06	←	→ 10/03; +PR 1LE / 1LN / 1ZE / 1ZH			11.0101-5409.2 260035	ATE
<b>Führungsbolzen, Bremsattel</b>								
1.9 TDI	96	04/01→05/06	←	→ 10/03; +PR 1LE / 1LN / 1ZE / 1ZH	2		11.8171-0008.1 990049	ATE
<b>Dichtungssatz, Bremsattel</b>								
1.9 TDI	96	04/01→05/06	←	→ 10/03; +PR 1LE / 1LN / 1ZE / 1ZH			11.0441-5409.2 250031	ATE
<b>Bremsschlauch</b>								
1.4	55	05/00→06/06	←	→ 10/03	2		24.5143-0439.3 331411	L= 439
1.6	77	05/00→06/06	→	□ / am Bremsattel; → 10/03			24.1253-0010.3 331066	L= 233 mit Rohrleitung
1.9 SDI	50	05/99→05/06	→	□ / am Bremsattel; → 10/03			24.1253-0020.3 331067	L= 233 mit Rohrleitung
1.9 TDI	81	05/99→05/06	→	→ 10/03	2		83.7858-0140.3 330837	L= 140
1.9 TDI	96	04/01→05/06	→					
1.9 TDI	66	05/99→05/06	←		2		24.5143-0439.3 331411	L= 439
1.9 TDI	74	02/00→06/06	→	□ / am Bremsattel			24.1253-0010.3 331066	L= 233 mit Rohrleitung
1.9 TDI	85	05/99→04/02	→	□ / am Bremsattel			24.1253-0020.3 331067	L= 233 mit Rohrleitung
			→		2		83.7858-0140.3 330837	L= 140
<b>VW - GOLF VAN VI Variant (AJ5) 07/09→05/14</b>								
<b>Bremsattel</b>								
1.2 TSi	77	09/09→05/14	←	□; +PR 1ZM			24.3541-9549.5 241023	ATE - Halter
1.4 TSi	118	07/09→10/12	←	□; +PR 1ZM			24.3541-9550.5 241024	ATE - Halter
1.6 TDi BlueMotion	77	07/09→05/14	←	□; +PR 1LJ / 1ZA / 1ZD			24.3541-9553.5 241025	ATE - Halter
2.0 TDi	103	07/09→05/14	←	□; +PR 1ZE / 1ZP			24.3541-9553.5 241025	ATE - Halter
			←	□; +PR 1LJ / 1ZA / 1ZD			24.3541-9554.5 241026	ATE - Halter
			←	□; +PR 1ZE / 1ZP			24.3541-9554.5 241026	ATE - Halter
			←	□; +PR 1LM			24.3576-9995.5 240962	ATE - Halter
			←	□; +PR 1LM			24.3576-9996.5 240963	ATE - Halter
			→	□; +PR 1KD			24.3384-1755.5 240886	TRW - Halter
			→	□; +PR 1KD			24.3384-1756.5 240887	TRW - Halter
			→	□; +PR 1KS			24.3384-1777.5 240988	BOS - Halter
			→	□; +PR 1KS			24.3384-1778.5 241002	BOS - Halter
			→	□; → 10/09; +PR 1KZ			24.3387-1717.5 240872	TRW - Halter
			→	□; → 10/09; +PR 1KZ			24.3387-1718.5 240873	TRW - Halter
			→	□; 11/09→; +PR 1KY / 1KV			24.3387-1729.5 240878	TRW - Halter
			→	□; 11/09→; +PR 1KY / 1KV			24.3387-1730.5 240879	TRW - Halter
			→	□; +PR 1KE / 1KF / 1KJ			24.3414-1709.5 240834	TRW - Halter
			→	□; +PR 1KE / 1KF / 1KJ			24.3414-1710.5 240835	TRW - Halter
1.4 TSi	90	07/09→05/14	←	□; +PR 1ZM			24.3541-9549.5 241023	ATE - Halter
			←	□; +PR 1ZM			24.3541-9550.5 241024	ATE - Halter
			←	□; +PR 1ZE / 1ZP			24.3541-9553.5 241025	ATE - Halter
			←	□; +PR 1LJ / 1ZA / 1ZD			24.3541-9553.5 241025	ATE - Halter
			←	□; +PR 1ZE / 1ZP			24.3541-9554.5 241026	ATE - Halter
			←	□; +PR 1LJ / 1ZA / 1ZD			24.3541-9554.5 241026	ATE - Halter
			→	□; +PR 1KS			24.3384-1777.5 240988	BOS - Halter
			→	□; +PR 1KS			24.3384-1778.5 241002	BOS - Halter
			→	□; +PR 1KE / 1KF / 1KJ			24.3414-1709.5 240834	TRW - Halter
			→	□; +PR 1KE / 1KF / 1KJ			24.3414-1710.5 240835	TRW - Halter
<b>Halter, Bremsattel</b>								
1.2 TSi	77	09/09→05/14	←	+PR 1LJ / 1ZA / 1ZD			11.0230-0131.1 260129	ATE
1.4 TSi	90	07/09→05/14						
1.4 TSi	118	07/09→10/12						








	kw					! #		
<b>VW - GOLF VAN VI Variant (AJ5) 07/09→05/14</b>								
<b>Halter, Bremsattel</b>								
1.6 TDi BlueMotion	77	07/09→05/14	←	+PR 1LJ / 1ZA / 1ZD		11.0230-0131.1	260129	ATE
2.0 TDi	103	07/09→05/14						
<b>Feder, Bremsattel</b>								
1.2 TSi	77	09/09→05/14		+PR 1LJ / 1ZA / 1ZD	2	11.8116-0351.1	390538	ATE
1.4 TSi	118	07/09→10/12		+PR 1ZE / 1ZP	2	11.8116-0351.1	390538	ATE
1.6 TDi BlueMotion	77	07/09→05/14						
2.0 TDi	103	07/09→05/14		+PR 1LM	2	11.8116-0410.2	390589	ATE
1.4 TSi	90	07/09→05/14		+PR 1LJ / 1ZA / 1ZD	2	11.8116-0351.1	390538	ATE
				+PR 1ZE / 1ZP	2	11.8116-0351.1	390538	ATE
<b>Führungshülzensatz, Bremsattel</b>								
1.2 TSi	77	09/09→05/14	←	+PR 1LJ / 1ZA / 1ZD / 1ZM / 1ZE / 1ZP		11.0101-5409.2	260035	ATE
1.4 TSi	90	07/09→05/14						
1.4 TSi	118	07/09→10/12						
1.6 TDi BlueMotion	77	07/09→05/14						
2.0 TDi	103	07/09→05/14						
<b>Führungsbolzen, Bremsattel</b>								
1.2 TSi	77	09/09→05/14		+PR 1LJ / 1ZA / 1ZD / 1ZE / 1ZP	2	11.8171-0008.1	990049	ATE
1.4 TSi	90	07/09→05/14						
1.4 TSi	118	07/09→10/12						
1.6 TDi BlueMotion	77	07/09→05/14						
2.0 TDi	103	07/09→05/14						
<b>Zubehörsatz, Bremsattel</b>								
1.2 TSi	77	09/09→05/14	→	→ 10/09; +PR 1KZ		24.0101-3803.2	260101	TRW
1.4 TSi	118	07/09→10/12						
1.6 TDi BlueMotion	77	07/09→05/14						
2.0 TDi	103	07/09→05/14						
<b>Bremsschlauch</b>								
1.2 TSi	77	09/09→05/14	←	→ 11/11	2	24.5143-0564.3	331433	L= 563
1.4 TSi	118	07/09→10/12	←	+PR 1ZK	2	83.7849-0502.3	331125	L= 504
1.6 TDi BlueMotion	77	07/09→05/14	→	→ 11/09	2	24.5204-0233.3	331430	L= 233
2.0 TDi	103	07/09→05/14	→	☐; 12/09 → 11/11		83.7847-0254.3	331233	L= 255
			→	☐; 12/11 →		83.7847-0254.3	331233	L= 255
			→	☐; 12/11 →		83.7847-0257.3	331234	L= 255
			→	☐; 12/09 → 11/11		83.7847-0257.3	331234	L= 255
1.4 TSi	90	07/09→05/14	←	→ 11/11	2	24.5143-0564.3	331433	L= 563
			→	→ 11/09	2	24.5204-0233.3	331430	L= 233
			→	☐; 12/09 → 11/11		83.7847-0254.3	331233	L= 255
			→	☐; 12/11 →		83.7847-0254.3	331233	L= 255
			→	☐; 12/11 →		83.7847-0257.3	331234	L= 255
			→	☐; 12/09 → 11/11		83.7847-0257.3	331234	L= 255
<b>VW - GOLF VAN VII Variant (BA5) 04/13→03/17</b>								
<b>Bremssattel</b>								
1.6 TDi BlueMotion	81	05/13→03/17	←	☐; +PR 1ZF		24.3571-9735.5	240806	ATE - Halter
			←	☐; +PR 1ZF		24.3571-9736.5	240807	ATE - Halter
			→	☐; +PR 1KV; + eFSB		24.6238-7007.5	241183	ATE - Halter + eFSB
			→	☐; +PR 1KV; + eFSB		24.6238-7025.5	241243	ATE - Halter + eFSB
			→	☐; +PR 1KV; + eFSB		24.6238-7008.5	241184	ATE - Halter + eFSB
			→	☐; +PR 1KV; + eFSB		24.6238-7026.5	241244	ATE - Halter + eFSB
			→	☐; +PR 1KE; + eFSB		24.6238-7023.5	241241	ATE - Halter + eFSB
			→	☐; +PR 1KE; + eFSB		24.6238-7047.5	241181	ATE - Halter + eFSB
			→	☐; +PR 1KK; + eFSB		24.6238-7023.5	241241	ATE - Halter + eFSB
			→	☐; +PR 1KK; + eFSB		24.6238-7047.5	241181	ATE - Halter + eFSB
			→	☐; +PR 1KE; + eFSB		24.6238-7024.5	241242	ATE - Halter + eFSB
			→	☐; +PR 1KE; + eFSB		24.6238-7048.5	241182	ATE - Halter + eFSB
			→	☐; +PR 1KK; + eFSB		24.6238-7024.5	241242	ATE - Halter + eFSB
			→	☐; +PR 1KK; + eFSB		24.6238-7048.5	241182	ATE - Halter + eFSB
			→	☐; +PR 1KJ; + eFSB		24.6242-7017.5	241185	ATE - Halter + eFSB
			→	☐; +PR 1KJ; + eFSB		24.6242-7018.5	241186	ATE - Halter + eFSB
			→	☐; +PR 1KY; + eFSB		24.6242-7019.5	241187	ATE - Halter + eFSB

	kw					! #		
<b>VW - GOLF VAN VII Variant (BA5) 04/13→03/17</b>								
 <b>Bremssattel</b>								
1.6 TDi BlueMotion	81	05/13→03/17	➡	☐; +PR 1KY; + eFSB		24.6242-7020.5	241188	ATE - Halter + eFSB
<b>Feder, Bremssattel</b>								
1.6 TDi BlueMotion	81	05/13→03/17	➡	+PR 1KV	2	11.8116-0340.1	390595	ATE
			➡	+PR 1KY	2	11.8116-0340.1	390595	ATE
			➡	+PR 1KJ	2	11.8116-0340.1	390595	ATE
<b>VW - JETTA III (1K2) 09/04→12/13</b>								
 <b>Bremssattel</b>								
1.4 TSI	90	05/07→10/10	←	☐; +PR 1ZM		24.3541-9549.5	241023	ATE - Halter
1.4 TSI	103	07/06→10/10	←	☐; +PR 1ZM		24.3541-9550.5	241024	ATE - Halter
1.4 TSI	118	07/08→10/10	←	☐; +PR 1ZM		24.3541-9550.5	241024	ATE - Halter
1.4 TSI	125	07/06→10/10	←	☐; +PR 1LJ / 1ZD		24.3541-9553.5	241025	ATE - Halter
1.6	75	09/04→10/10	←	☐; +PR 1ZE / 1ZP		24.3541-9553.5	241025	ATE - Halter
1.6 FSI	85	09/05→10/10	←	☐; +PR 1ZE / 1ZP		24.3541-9553.5	241025	ATE - Halter
1.6 MultiFuel	75	01/08→10/10	←	☐; +PR 1LJ / 1ZD		24.3541-9554.5	241026	ATE - Halter
1.6 TDI	66	12/09→10/10	←	☐; +PR 1LJ / 1ZD		24.3541-9554.5	241026	ATE - Halter
1.6 TDI	77	06/09→10/10	←	☐; +PR 1ZE / 1ZP		24.3541-9554.5	241026	ATE - Halter
1.9 TDI	77	08/05→10/10	←	☐; +PR 1ZE / 1ZP		24.3541-9554.5	241026	ATE - Halter
2.0 FSI	110	08/05→10/10	➡	☐; +PR 1KV		24.3387-1729.5	240878	TRW - Halter
2.0 TDI	100	09/05→10/10	➡	☐; +PR 1KV		24.3387-1730.5	240879	TRW - Halter
2.0 TDI	103	10/05→10/10	➡	☐; +PR 1KV		24.3387-1730.5	240879	TRW - Halter
2.0 TDI	125	10/06→10/10	➡	☐; +PR 1KE / 1KF / 1KJ		24.3414-1709.5	240834	TRW - Halter
2.0 TDI 16V	103	08/05→10/10	➡	☐; +PR 1KE / 1KF / 1KJ		24.3414-1710.5	240835	TRW - Halter
2.0 TFSI	147	10/05→10/10	➡	☐; +PR 1KE / 1KF / 1KJ		24.3414-1710.5	240835	TRW - Halter
2.5	125	07/08→10/10	➡	☐; +PR 1KE / 1KF / 1KJ		24.3414-1710.5	240835	TRW - Halter
2.5	110	01/06→10/10	←	☐; 07/08→; +PR 1ZM		24.3541-9549.5	241023	ATE - Halter
			←	☐; 07/08→; +PR 1ZM		24.3541-9550.5	241024	ATE - Halter
			←	☐; 07/08→; +PR 1LJ / 1ZD		24.3541-9553.5	241025	ATE - Halter
			←	☐; 07/08→; +PR 1ZE / 1ZP		24.3541-9553.5	241025	ATE - Halter
			←	☐; 07/08→; +PR 1ZE / 1ZP		24.3541-9554.5	241026	ATE - Halter
			←	☐; 07/08→; +PR 1LJ / 1ZD		24.3541-9554.5	241026	ATE - Halter
			➡	☐; 07/08→; +PR 1KV		24.3387-1729.5	240878	TRW - Halter
			➡	☐; 07/08→; +PR 1KV		24.3387-1730.5	240879	TRW - Halter
			➡	☐; 07/08→; +PR 1KE / 1KF / 1KJ		24.3414-1709.5	240834	TRW - Halter
			➡	☐; 07/08→; +PR 1KE / 1KF / 1KJ		24.3414-1710.5	240835	TRW - Halter
<b>Halter, Bremssattel</b>								
1.4 TSI	90	05/07→10/10	←	+PR 1ZM	2	11.0230-0131.1	260129	ATE
1.4 TSI	103	07/06→10/10	←	+PR 1ZM		11.0230-0131.1	260129	ATE
1.4 TSI	118	07/08→10/10	←	+PR 1LJ / 1ZD		11.0230-0131.1	260129	ATE
1.4 TSI	125	07/06→10/10	←	+PR 1LJ / 1ZD		11.0230-0131.1	260129	ATE
1.6	75	09/04→10/10	←	+PR 1LJ / 1ZD		11.0230-0131.1	260129	ATE
1.6 FSI	85	09/05→10/10	←	+PR 1LJ / 1ZD		11.0230-0131.1	260129	ATE
1.6 MultiFuel	75	01/08→10/10	←	+PR 1LJ / 1ZD		11.0230-0131.1	260129	ATE
1.6 TDI	66	12/09→10/10	←	+PR 1LJ / 1ZD		11.0230-0131.1	260129	ATE
1.6 TDI	77	06/09→10/10	←	+PR 1LJ / 1ZD		11.0230-0131.1	260129	ATE
1.9 TDI	77	08/05→10/10	←	+PR 1LJ / 1ZD		11.0230-0131.1	260129	ATE
2.0 FSI	110	08/05→10/10	←	+PR 1LJ / 1ZD		11.0230-0131.1	260129	ATE
2.0 TDI	100	09/05→10/10	←	+PR 1LJ / 1ZD		11.0230-0131.1	260129	ATE
2.0 TDI	103	10/05→10/10	←	+PR 1LJ / 1ZD		11.0230-0131.1	260129	ATE
2.0 TDI	125	10/06→10/10	←	+PR 1LJ / 1ZD		11.0230-0131.1	260129	ATE
2.0 TDI 16V	103	08/05→10/10	←	+PR 1LJ / 1ZD		11.0230-0131.1	260129	ATE
2.0 TFSI	147	10/05→10/10	←	+PR 1LJ / 1ZD		11.0230-0131.1	260129	ATE
2.5	125	07/08→10/10	←	+PR 1LJ / 1ZD		11.0230-0131.1	260129	ATE
2.5	110	01/06→10/10	←	07/08→; +PR 1ZM	2	11.0230-0131.1	260129	ATE
			←	07/08→; +PR 1LJ / 1ZD		11.0230-0131.1	260129	ATE
<b>Feder, Bremssattel</b>								
1.4 TSI	90	05/07→10/10	←	+PR 1ZE / 1ZP	2	11.8116-0351.1	390538	ATE
1.4 TSI	103	07/06→10/10	←	+PR 1ZE / 1ZP		11.8116-0351.1	390538	ATE
1.4 TSI	118	07/08→10/10	←	+PR 1LJ / 1ZD	2	11.8116-0351.1	390538	ATE
1.4 TSI	125	07/06→10/10	←	+PR 1LJ / 1ZD		11.8116-0351.1	390538	ATE
1.6	75	09/04→10/10	←	+PR 1LJ / 1ZD		11.8116-0351.1	390538	ATE
1.6 FSI	85	09/05→10/10	←	+PR 1LJ / 1ZD		11.8116-0351.1	390538	ATE
1.6 MultiFuel	75	01/08→10/10	←	+PR 1LJ / 1ZD		11.8116-0351.1	390538	ATE
1.6 TDI	66	12/09→10/10	←	+PR 1LJ / 1ZD		11.8116-0351.1	390538	ATE
1.6 TDI	77	06/09→10/10	←	+PR 1LJ / 1ZD		11.8116-0351.1	390538	ATE
1.9 TDI	77	08/05→10/10	←	+PR 1LJ / 1ZD		11.8116-0351.1	390538	ATE
2.0 FSI	110	08/05→10/10	←	+PR 1LJ / 1ZD		11.8116-0351.1	390538	ATE
2.0 TDI	100	09/05→10/10	←	+PR 1LJ / 1ZD		11.8116-0351.1	390538	ATE
2.0 TDI	103	10/05→10/10	←	+PR 1LJ / 1ZD		11.8116-0351.1	390538	ATE
↓								

	kw			 	! #		
<b>VW - JETTA III (1K2) 09/04→12/13</b>							
<b>Feder, Bremssattel</b>							
2.0 TDI	125	10/06→10/10	←	+PR 1ZE / 1ZP	2	11.8116-0351.1 390538	ATE
2.0 TDI 16V	103	08/05→10/10	←	+PR 1LJ / 1ZD	2	11.8116-0351.1 390538	ATE
2.0 TFSI	147	10/05→10/10	←				
2.5	125	07/08→10/10	←				
2.5	110	01/06→10/10	←	07/08→; +PR 1LJ / 1ZD	2	11.8116-0351.1 390538	ATE
			←	07/08→; +PR 1ZE / 1ZP	2	11.8116-0351.1 390538	ATE
<b>Führungshülzensatz, Bremssattel</b>							
1.4 TSI	90	05/07→10/10	←	+PR 1ZE / 1ZP		11.0101-5409.2 260035	ATE
1.4 TSI	103	07/06→10/10	←	+PR 1ZM		11.0101-5409.2 260035	ATE
1.4 TSI	118	07/08→10/10	←				
1.4 TSI	125	07/06→10/10	←	+PR 1LJ / 1ZD		11.0101-5409.2 260035	ATE
1.6	75	09/04→10/10	←				
1.6 FSI	85	09/05→10/10					
1.6 MultiFuel	75	01/08→10/10					
1.6 TDI	66	12/09→10/10					
1.6 TDI	77	06/09→10/10					
1.9 TDI	77	08/05→10/10					
2.0 FSI	110	08/05→10/10					
2.0 TDI	100	09/05→10/10					
2.0 TDI	103	10/05→10/10					
2.0 TDI	125	10/06→10/10					
2.0 TDI 16V	103	08/05→10/10					
2.0 TFSI	147	10/05→10/10					
2.5	125	07/08→10/10					
2.5	110	01/06→10/10	←	07/08→; +PR 1ZE / 1ZP		11.0101-5409.2 260035	ATE
			←	07/08→; +PR 1LJ / 1ZD		11.0101-5409.2 260035	ATE
			←	07/08→; +PR 1ZM		11.0101-5409.2 260035	ATE
<b>Führungsbolzen, Bremssattel</b>							
1.4 TSI	90	05/07→10/10		+PR 1LJ / 1ZD	2	11.8171-0008.1 990049	ATE
1.4 TSI	103	07/06→10/10		+PR 1ZE / 1ZP	2	11.8171-0008.1 990049	ATE
1.4 TSI	118	07/08→10/10					
1.4 TSI	125	07/06→10/10					
1.6	75	09/04→10/10					
1.6 FSI	85	09/05→10/10					
1.6 MultiFuel	75	01/08→10/10					
1.6 TDI	66	12/09→10/10					
1.6 TDI	77	06/09→10/10					
1.9 TDI	77	08/05→10/10					
2.0 FSI	110	08/05→10/10					
2.0 TDI	100	09/05→10/10					
2.0 TDI	103	10/05→10/10					
2.0 TDI	125	10/06→10/10					
2.0 TDI 16V	103	08/05→10/10					
2.0 TFSI	147	10/05→10/10					
2.5	125	07/08→10/10					
2.5	110	01/06→10/10		07/08→; +PR 1ZE / 1ZP	2	11.8171-0008.1 990049	ATE
				07/08→; +PR 1LJ / 1ZD	2	11.8171-0008.1 990049	ATE
<b>Bremsschlauch</b>							
1.4 TSI	90	05/07→10/10	←		2	24.5143-0564.3 331433	L= 563
1.4 TSI	103	07/06→10/10	→		2	24.5204-0233.3 331430	L= 233
1.4 TSI	118	07/08→10/10	→				
1.4 TSI	125	07/06→10/10	→				
1.6	75	09/04→10/10	→				
1.6 FSI	85	09/05→10/10	→				
1.6 MultiFuel	75	01/08→10/10	→				
1.6 TDI	66	12/09→10/10	→				
1.6 TDI	77	06/09→10/10	→				
1.9 TDI	77	08/05→10/10	→				
2.0 FSI	110	08/05→10/10	→				
2.0 TDI	100	09/05→10/10	→				
2.0 TDI	103	10/05→10/10	→				
2.0 TDI	125	10/06→10/10	→				
2.0 TDI 16V	103	08/05→10/10	→				
2.0 TFSI	147	10/05→10/10	→				
2.5	125	07/08→10/10	→				
2.5	110	01/06→10/10	←	07/08→	2	24.5143-0564.3 331433	L= 563
			→	07/08→	2	24.5204-0233.3 331430	L= 233
<b>VW - JETTA IV (162, 163, AV3, AV2) 01/08→</b>							
<b>Bremssattel</b>							
1.2 TSI	77	10/10→	←	☐; 04/11→; +PR 1ZM / 1ZQ		24.3541-9549.5 241023	ATE - Halter
1.6 TDI	77	04/10→07/15	←	☐; 04/11→; +PR 1ZM / 1ZQ		24.3541-9550.5 241024	ATE - Halter
2.0 TDI	103	02/11→	←				
↓							


























	kw			 	! #			
<b>VW - JETTA IV (162, 163, AV3, AV2) 01/08→</b>								
<b> Bremssattel</b>								
2.0 TSI 2.5	147 125	12/10→ 04/10→	←	☐; 04/11→; +PR 1ZA / 1ZB / 1LV		24.3541-9553.5	241025	ATE - Halter
			←	☐; 04/11→; +PR 1ZE / 1ZP		24.3541-9553.5	241025	ATE - Halter
			←	☐; 04/11→; +PR 1ZA / 1ZB / 1LV		24.3541-9554.5	241026	ATE - Halter
			←	☐; 04/11→; +PR 1ZE / 1ZP		24.3541-9554.5	241026	ATE - Halter
			→	☐; 04/11→; +PR 1KD / 1KU		24.3384-1755.5	240886	TRW - Halter
			→	☐; 04/11→; +PR 1KD / 1KU		24.3384-1756.5	240887	TRW - Halter
			→	☐; 04/11→; +PR 1KT		24.3384-1777.5	240988	BOS - Halter
			→	☐; 04/11→; +PR 1KT		24.3384-1778.5	241002	BOS - Halter
1.2 TSI 16V 1.4 TSI 1.4 TSI 1.4 TSI 1.4 TSI Hybrid 1.6 1.6 1.6 1.6 MPI 2.0 2.0 TDI 2.0 TSI	77 90 110 118 110 63 77 81 66 85 81 155	08/14→ 05/11→ 04/11→07/14 04/11→ 04/11→ 03/13→ 12/11→ 09/15→ 09/15→04/18 06/10→12/17 10/10→ 12/12→12/17	← ← ← ← ← ← ← ← ← → → → → →	☐; +PR 1ZM / 1ZQ ☐; +PR 1ZM / 1ZQ ☐; +PR 1ZA / 1ZB / 1LV ☐; +PR 1ZE / 1ZP ☐; +PR 1ZE / 1ZP ☐; +PR 1ZE / 1ZP ☐; +PR 1ZA / 1ZB / 1LV ☐; +PR 1KD / 1KU ☐; +PR 1KD / 1KU ☐; +PR 1KT ☐; +PR 1KT		24.3541-9549.5 24.3541-9550.5 24.3541-9553.5 24.3541-9553.5 24.3541-9554.5 24.3541-9554.5 24.3541-9554.5 24.3541-9554.5 24.3541-9554.5 24.3384-1755.5 24.3384-1756.5 24.3384-1777.5 24.3384-1778.5	241023 241024 241025 241025 241026 241026 241026 240886 240887 240988 241002	ATE - Halter ATE - Halter ATE - Halter ATE - Halter ATE - Halter ATE - Halter ATE - Halter ATE - Halter ATE - Halter TRW - Halter TRW - Halter BOS - Halter BOS - Halter
1.4 TSI 1.4 TSI 1.8 TSI	92 110 125	08/14→ 08/14→ 07/14→	← ← ← ← ← ← ← → →	☐; +PR 1ZM / 1ZQ ☐; +PR 1ZM / 1ZQ ☐; +PR 1ZA / 1ZB / 1LV ☐; +PR 1ZE / 1ZP ☐; +PR 1ZE / 1ZP ☐; +PR 1ZA / 1ZB / 1LV ☐; +PR 1KD / 1KU ☐; +PR 1KD / 1KU		24.3541-9549.5 24.3541-9550.5 24.3541-9553.5 24.3541-9553.5 24.3541-9554.5 24.3541-9554.5 24.3384-1755.5 24.3384-1756.5	241023 241024 241025 241025 241026 241026 240886 240887	ATE - Halter ATE - Halter ATE - Halter ATE - Halter ATE - Halter ATE - Halter TRW - Halter TRW - Halter
2.0 TDI	110	07/14→	← ← ← ← → →	☐; +PR 1ZM / 1ZQ ☐; +PR 1ZM / 1ZQ ☐; +PR 1ZE / 1ZP ☐; +PR 1ZE / 1ZP ☐; +PR 1KD / 1KU ☐; +PR 1KD / 1KU		24.3541-9549.5 24.3541-9550.5 24.3541-9553.5 24.3541-9554.5 24.3384-1755.5 24.3384-1756.5	241023 241024 241025 241026 240886 240887	ATE - Halter ATE - Halter ATE - Halter ATE - Halter TRW - Halter TRW - Halter
<b>Halter, Bremssattel</b>								
1.2 TSI 1.6 TDI 2.0 TDI 2.0 TSI 2.5	77 77 103 147 125	10/10→ 04/10→07/15 02/11→ 12/10→ 04/10→	←	04/11→; +PR 1ZA / 1ZB / 1LV	2	11.0230-0131.1	260129	ATE
1.2 TSI 16V 1.4 TSI 1.4 TSI 1.4 TSI 1.4 TSI 1.4 TSI 1.4 TSI Hybrid 1.6 1.6 1.6 1.6 MPI 1.8 TSI 2.0 2.0 TDI 2.0 TSI	77 90 92 110 110 118 110 63 77 81 66 125 85 81 155	08/14→ 05/11→ 08/14→ 04/11→07/14 08/14→ 04/11→ 04/11→ 03/13→ 12/11→ 09/15→ 09/15→04/18 07/14→ 06/10→12/17 10/10→ 12/12→12/17	←	+PR 1ZA / 1ZB / 1LV	2	11.0230-0131.1	260129	ATE
<b>Führungshülzensatz, Bremssattel</b>								
1.2 TSI 1.6 TDI 2.0 TDI 2.0 TSI 2.5	77 77 103 147 125	10/10→ 04/10→07/15 02/11→ 12/10→ 04/10→	← ← ←	04/11→; +PR 1ZA / 1ZB / 1LV 04/11→; +PR 1ZE / 1ZP 04/11→; +PR 1ZM / 1ZQ		11.0101-5409.2 11.0101-5409.2 11.0101-5409.2	260035 260035 260035	ATE ATE ATE
1.2 TSI 16V 1.4 TSI 1.4 TSI ↓	77 90 92	08/14→ 05/11→ 08/14→	← ←	+PR 1ZE / 1ZP +PR 1ZA / 1ZB / 1LV		11.0101-5409.2 11.0101-5409.2	260035 260035	ATE ATE








	kw			 	! #		
<b>VW - JETTA IV (162, 163, AV3, AV2) 01/08→</b>							
<b>Führungshülzensatz, Bremsattel</b>							
1.4 TSI	110	04/11→07/14	←	+PR 1ZM / 1ZQ		11.0101-5409.2	260035 ATE
1.4 TSI	110	08/14→					
1.4 TSI	118	04/11→					
1.4 TSI Hybrid	110	04/11→					
1.6	63	03/13→					
1.6	77	12/11→					
1.6	81	09/15→					
1.6 MPi	66	09/15→04/18					
1.8 TSI	125	07/14→					
2.0	85	06/10→12/17					
2.0 TDI	81	10/10→					
2.0 TSI	155	12/12→12/17					
2.0 TDI	110	07/14→	←	+PR 1ZE / 1ZP		11.0101-5409.2	260035 ATE
			←	+PR 1ZM / 1ZQ		11.0101-5409.2	260035 ATE
<b>Führungsbolzen, Bremsattel</b>							
1.2 TSI	77	10/10→		04/11→; +PR 1ZA / 1ZB / 1LV	2	11.8171-0008.1	990049 ATE
1.6 TDI	77	04/10→07/15					
2.0 TDI	103	02/11→					
2.0 TSI	147	12/10→					
2.5	125	04/10→					
1.2 TSI 16V	77	08/14→		+PR 1ZA / 1ZB / 1LV	2	11.8171-0008.1	990049 ATE
1.4 TSI	90	05/11→					
1.4 TSI	92	08/14→					
1.4 TSI	110	04/11→07/14					
1.4 TSI	110	08/14→					
1.4 TSI	118	04/11→					
1.4 TSI Hybrid	110	04/11→					
1.6	63	03/13→					
1.6	77	12/11→					
1.6	81	09/15→					
1.6 MPi	66	09/15→04/18					
1.8 TSI	125	07/14→					
2.0	85	06/10→12/17					
2.0 TDI	81	10/10→					
2.0 TSI	155	12/12→12/17					
<b>Bremsschlauch</b>							
1.2 TSI	77	10/10→	←	04/11→ 11/11	2	24.5143-0564.3	331433 L= 563
1.6 TDI	77	04/10→07/15	→	04/11→; Trommelbremse	2	24.5204-0233.3	331430 L= 233
2.0 TDI	103	02/11→	→	☐; 12/11→; +PR 1KS / 1KT; Scheibenbremse		83.7847-0254.3	331233 L= 255
2.0 TSI	147	12/10→	→	☐; 04/11→ 11/11; Scheibenbremse		83.7847-0254.3	331233 L= 255
2.5	125	04/10→	→	☐; 04/11→ 11/11; Scheibenbremse		83.7847-0257.3	331234 L= 255
			→	☐; 12/11→; +PR 1KS / 1KT; Scheibenbremse		83.7847-0257.3	331234 L= 255
1.2 TSI 16V	77	08/14→	→	Trommelbremse	2	24.5204-0233.3	331430 L= 233
1.6	63	03/13→	→	☐; +PR 1KS / 1KT; Scheibenbremse		83.7847-0254.3	331233 L= 255
1.6	77	12/11→	→	☐; +PR 1KS / 1KT; Scheibenbremse		83.7847-0257.3	331234 L= 255
1.6	81	09/15→	→	☐; +PR 1KS / 1KT; Scheibenbremse		83.7847-0257.3	331234 L= 255
1.6 MPi	66	09/15→04/18					
2.0 TSI	155	12/12→12/17					
1.4 TSI	90	05/11→	←	→ 11/11	2	24.5143-0564.3	331433 L= 563
1.4 TSI	110	04/11→07/14	→	Trommelbremse	2	24.5204-0233.3	331430 L= 233
1.4 TSI	118	04/11→	→	☐; → 11/11; Scheibenbremse		83.7847-0254.3	331233 L= 255
1.4 TSI Hybrid	110	04/11→	→	☐; 12/11→; +PR 1KS / 1KT; Scheibenbremse		83.7847-0254.3	331233 L= 255
2.0 TDI	81	10/10→	→	☐; → 11/11; Scheibenbremse		83.7847-0257.3	331234 L= 255
			→	☐; 12/11→; +PR 1KS / 1KT; Scheibenbremse		83.7847-0257.3	331234 L= 255
2.0	85	06/10→12/17	←	→ 11/11	2	24.5143-0564.3	331433 L= 563
			→	Trommelbremse	2	24.5204-0233.3	331430 L= 233
			→	☐; → 11/11; Scheibenbremse		83.7847-0254.3	331233 L= 255
			→	☐; +PR 1KS / 1KT; Scheibenbremse		83.7847-0254.3	331233 L= 255
			→	☐; → 11/11; Scheibenbremse		83.7847-0257.3	331234 L= 255
			→	☐; +PR 1KS / 1KT; Scheibenbremse		83.7847-0257.3	331234 L= 255
<b>VW - LOAD UP (121, 122, BL1, BL2) 12/14→</b>							
<b>Bremssattel</b>							
1.0	44	12/14→11/19	←	☐; +PR 1LA / 1ZQ		24.3541-9549.5	241023 ATE - Halter
1.0 EcoFuel	50	12/14→08/20					
↓							






















	kw					! #		
<b>VW - LOAD UP (121, 122, BL1, BL2) 12/14→</b>								
 <b>Bremssattel</b>								
e-Load Up	60	12/14→	←	☐; +PR 1LA / 1ZQ		24.3541-9550.5	241024	ATE - Halter
<b>Führungshülzensatz, Bremssattel</b>								
1.0	44	12/14→11/19	←	+PR 1LA / 1ZQ		11.0101-5409.2	260035	ATE
1.0 EcoFuel	50	12/14→08/20						
e-Load Up	60	12/14→						
<b>Führungsbolzen, Bremssattel</b>								
1.0	44	12/14→11/19		+PR 1LA / 1ZQ	2	11.8171-0008.1	990049	ATE
1.0 EcoFuel	50	12/14→08/20						
e-Load Up	60	12/14→						
 <b>Bremsschlauch</b>								
1.0	44	12/14→11/19	←		2	24.5143-0515.3	331564	L= 515
1.0 EcoFuel	50	12/14→08/20						
e-Load Up	60	12/14→						
<b>VW - LT 28-35 I Bus (281-363) 04/75→06/96</b>								
 <b>Bremssattel</b>								
2.4 D	51	08/89→06/96	←	☐		24.9257-8027.5	230039	ATE
2.4 i	69	08/89→06/96						
2.4 TD	70	09/92→06/96	←	☐		24.9257-8028.5	230040	ATE
<b>Dichtungssatz, Bremssattel</b>								
2.4 D	51	08/89→06/96	←			13.0441-5720.2	250122	ATE
2.4 i	69	08/89→06/96						
2.4 TD	70	09/92→06/96						
 <b>Bremsschlauch</b>								
2.4 D	51	08/89→06/96	←		2	24.5224-0299.3	331262	L= 300
2.4 i	69	08/89→06/96	→	28-D-007274→	1	83.6124-0362.3	330715	L= 360
2.4 TD	70	09/92→06/96	→	→ 28-D-007273	2	83.6301-0355.3	330343	L= 355
			→	+PR 1X1	1	83.7724-0467.3	331274	L= 465
<b>VW - LT 28-35 I Kasten (281-363) 04/75→06/96</b>								
 <b>Bremssattel</b>								
2.4 D	51	07/90→05/96	←	☐		24.9257-8027.5	230039	ATE
2.4 i	69	08/89→06/96						
2.4 TD	70	06/92→05/96	←	☐		24.9257-8028.5	230040	ATE
<b>Dichtungssatz, Bremssattel</b>								
2.4 D	51	07/90→05/96	←			13.0441-5720.2	250122	ATE
2.4 i	69	08/89→06/96						
2.4 TD	70	06/92→05/96						
 <b>Bremsschlauch</b>								
2.4 D	51	07/90→05/96	←		2	24.5224-0299.3	331262	L= 300
2.4 i	69	08/89→06/96	→	28-D-007274→	1	83.6124-0362.3	330715	L= 360
2.4 TD	70	06/92→05/96	→	→ 28-D-007273	2	83.6301-0355.3	330343	L= 355
			→	+PR 1X1	1	83.7724-0467.3	331274	L= 465
<b>VW - LT 28-35 I Pritsche/Fahrgestell (281-363) 04/75→06/96</b>								
 <b>Bremssattel</b>								
2.4 D	51	08/90→06/96	←	☐		24.9257-8027.5	230039	ATE
2.4 i	69	03/94→06/96						
2.4 TD	70	08/92→06/96	←	☐		24.9257-8028.5	230040	ATE
2.4 TD Syncro	70	08/92→04/96						
<b>Dichtungssatz, Bremssattel</b>								
2.4 D	51	08/90→06/96	←			13.0441-5720.2	250122	ATE
2.4 i	69	03/94→06/96						
2.4 TD	70	08/92→06/96						
2.4 TD Syncro	70	08/92→04/96						
 <b>Bremsschlauch</b>								
2.4 D	51	08/90→06/96	←		2	24.5224-0299.3	331262	L= 300
2.4 i	69	03/94→06/96	→	28-D-007274→	1	83.6124-0362.3	330715	L= 360
2.4 TD	70	08/92→06/96	→	→ 28-D-007273	2	83.6301-0355.3	330343	L= 355
2.4 TD Syncro	70	08/92→04/96	→	+PR 1X1	1	83.7724-0467.3	331274	L= 465

	kw			 	! #			
<b>VW - LT 28-35 II Bus (2DB, 2DE, 2DK) 04/96→07/06</b>								
<b> Bremssattel</b>								
2.3 2.5 SDI	105 55	05/96→07/06 07/96→07/06	←	☐; → 2D-3-003239; Baumuster: LT 46	24.3441-1701.5	240331	PER - Halter	
			←	☐; → 2D-3-003239; Baumuster: LT 46	24.3441-1702.5	240332	PER - Halter	
			←	☐; Baumuster: LT 35	24.3601-8513.5	240687	ATE - Halter	
			←	☐; Baumuster: LT 28	24.3601-8513.5	240687	ATE - Halter	
			←	☐; Baumuster: LT 28	24.3601-8514.5	240688	ATE - Halter	
			←	☐; Baumuster: LT 35	24.3601-8514.5	240688	ATE - Halter	
			→	☐; → 2D-2H005686; Baumuster: LT 46	24.3441-1701.5	240331	PER - Halter	
			→	☐; → 2D-2H005686; Baumuster: LT 46	24.3441-1702.5	240332	PER - Halter	
			→	☐; Baumuster: LT 28	24.3451-8501.5	241145	ATE - Halter	
			→	☐; Baumuster: LT 28	24.3451-8502.5	241146	ATE - Halter	
			→	☐; → 12/03; Baumuster: LT 35	24.3521-1707.5	240471	BOS - Halter	
			→	☐; → 12/03; Baumuster: LT 35	24.3521-1708.5	240472	BOS - Halter	
			→	☐; Baumuster: LT 35	24.3521-8501.5	241237	ATE - Halter	
			→	☐; Baumuster: LT 35	24.3521-8502.5	241238	ATE - Halter	
2.5 TDI 2.5 TDI 2.5 TDI 2.5 TDI	61 66 70 80	05/01→07/06 05/99→07/06 05/01→07/06 05/99→07/06	←	☐; Baumuster: LT 35	24.3601-8513.5	240687	ATE - Halter	
			←	☐; Baumuster: LT 28	24.3601-8513.5	240687	ATE - Halter	
			←	☐; Baumuster: LT 35	24.3601-8514.5	240688	ATE - Halter	
			←	☐; Baumuster: LT 28	24.3601-8514.5	240688	ATE - Halter	
			→	☐; Baumuster: LT 28	24.3451-8501.5	241145	ATE - Halter	
			→	☐; Baumuster: LT 28	24.3451-8502.5	241146	ATE - Halter	
			→	☐; → 12/03; Baumuster: LT 35	24.3521-1707.5	240471	BOS - Halter	
			→	☐; → 12/03; Baumuster: LT 35	24.3521-1708.5	240472	BOS - Halter	
			→	☐; Baumuster: LT 35	24.3521-8501.5	241237	ATE - Halter	
			→	☐; Baumuster: LT 35	24.3521-8502.5	241238	ATE - Halter	
2.5 TDI	75	05/96→08/99	←	☐; → 2D-3-003239; Baumuster: LT 46	24.3441-1701.5	240331	PER - Halter	
			←	☐; → 2D-3-003239; Baumuster: LT 46	24.3441-1702.5	240332	PER - Halter	
			←	☐; Baumuster: LT 28	24.3601-8513.5	240687	ATE - Halter	
			←	☐; Baumuster: LT 35	24.3601-8513.5	240687	ATE - Halter	
			←	☐; Baumuster: LT 28	24.3601-8514.5	240688	ATE - Halter	
			←	☐; Baumuster: LT 35	24.3601-8514.5	240688	ATE - Halter	
			→	☐; → 2D-2H005686; Baumuster: LT 46	24.3441-1701.5	240331	PER - Halter	
			→	☐; → 2D-2H005686; Baumuster: LT 46	24.3441-1702.5	240332	PER - Halter	
			→	☐; Baumuster: LT 28	24.3451-8501.5	241145	ATE - Halter	
			→	☐; Baumuster: LT 28	24.3451-8502.5	241146	ATE - Halter	
			→	☐; Baumuster: LT 35	24.3521-1707.5	240471	BOS - Halter	
			→	☐; Baumuster: LT 35	24.3521-8501.5	241237	ATE - Halter	
			→	☐; Baumuster: LT 35	24.3521-1708.5	240472	BOS - Halter	
			→	☐; Baumuster: LT 35	24.3521-8502.5	241238	ATE - Halter	
2.8 TDI 2.8 TDI	96 116	01/99→01/02 05/01→06/06	←	☐; Baumuster: LT 28	24.3601-8513.5	240687	ATE - Halter	
			←	☐; Baumuster: LT 28	24.3601-8514.5	240688	ATE - Halter	
			→	☐; Baumuster: LT 28	24.3451-8501.5	241145	ATE - Halter	
			→	☐; Baumuster: LT 28	24.3451-8502.5	241146	ATE - Halter	
<b>Halter, Bremssattel</b>								
2.3 2.5 SDI 2.5 TDI 2.5 TDI 2.5 TDI 2.5 TDI 2.5 TDI	105 55 61 66 70 75 80	05/96→07/06 07/96→07/06 05/01→07/06 05/99→07/06 05/01→07/06 05/96→08/99 05/99→07/06	←	Baumuster: LT 35	2	11.8170-0510.1	260111	ATE
2.5 TDI 2.5 TDI	61 66	05/01→07/06 05/99→07/06	←	Baumuster: LT 28	2	11.8170-0510.1	260111	ATE
2.8 TDI 2.8 TDI	96 116	01/99→01/02 05/01→06/06	←	Baumuster: LT 28	2	11.8170-0510.1	260111	ATE
<b>Feder, Bremssattel</b>								
2.3 2.5 SDI 2.5 TDI 2.5 TDI ↓	105 55 61 66	05/96→07/06 07/96→07/06 05/01→07/06 05/99→07/06		Baumuster: LT 35	2	11.8116-0191.1	390522	ATE
			←	Baumuster: LT 35	2	11.8116-0200.1	390505	ATE








	kw					! #		
<b>VW - LT 28-35 II Bus (2DB, 2DE, 2DK) 04/96→07/06</b>								
<b>Feder, Bremssattel</b>								
2.5 TDI	70	05/01→07/06	←	Baumuster: LT 28	2	11.8116-0200.1	390505	ATE
2.5 TDI	75	05/96→08/99	→	Baumuster: LT 28	2	11.8116-0172.1	390500	ATE
2.5 TDI	80	05/99→07/06	→	Baumuster: LT 28	2	11.8116-0172.1	390500	ATE
2.8 TDI	96	01/99→01/02	←	Baumuster: LT 28	2	11.8116-0200.1	390505	ATE
2.8 TDI	116	05/01→06/06	→	Baumuster: LT 28	2	11.8116-0172.1	390500	ATE
<b>Führungshülzensatz, Bremssattel</b>								
2.3	105	05/96→07/06	←	Baumuster: LT 35		11.0101-5704.2	260095	ATE
2.5 SDI	55	07/96→07/06	←	Baumuster: LT 28		11.0101-5704.2	260095	ATE
2.5 TDI	61	05/01→07/06	←	Baumuster: LT 28	2	11.0101-5704.2	260095	ATE
2.5 TDI	66	05/99→07/06	→	Baumuster: LT 35		11.0101-5409.2	260035	ATE
2.5 TDI	70	05/01→07/06	→	Baumuster: LT 28		11.0101-5409.2	260035	ATE
2.5 TDI	75	05/96→08/99	→	Baumuster: LT 28	2	11.0101-5409.2	260035	ATE
2.5 TDI	80	05/99→07/06	→	Baumuster: LT 28	2	11.0101-5409.2	260035	ATE
2.8 TDI	96	01/99→01/02	←	Baumuster: LT 28		11.0101-5704.2	260095	ATE
2.8 TDI	116	05/01→06/06	→	Baumuster: LT 28		11.0101-5409.2	260035	ATE
<b>Führungsbolzen, Bremssattel</b>								
2.3	105	05/96→07/06	←	Baumuster: LT 35	2	11.8171-0008.1	990049	ATE
2.5 SDI	55	07/96→07/06	←	Baumuster: LT 28	2	11.8171-0008.1	990049	ATE
2.5 TDI	61	05/01→07/06	←	Baumuster: LT 28	2	11.8171-0008.1	990049	ATE
2.5 TDI	66	05/99→07/06	→	Baumuster: LT 28	2	11.8171-0008.1	990049	ATE
2.5 TDI	70	05/01→07/06	→	Baumuster: LT 28	2	11.8171-0008.1	990049	ATE
2.5 TDI	75	05/96→08/99	→	Baumuster: LT 35	2	11.8171-0008.1	990049	ATE
2.5 TDI	80	05/99→07/06	→	Baumuster: LT 35	2	11.8171-0008.1	990049	ATE
2.8 TDI	96	01/99→01/02	←	Baumuster: LT 28	2	11.8171-0008.1	990049	ATE
2.8 TDI	116	05/01→06/06	→	Baumuster: LT 28	2	11.8171-0008.1	990049	ATE
<b>Dichtungssatz, Bremssattel</b>								
2.3	105	05/96→07/06	←	Baumuster: LT 35		11.0441-6007.2	250146	ATE
2.5 SDI	55	07/96→07/06	←	Baumuster: LT 28		11.0441-6007.2	250146	ATE
2.5 TDI	61	05/01→07/06	←	Baumuster: LT 28		11.0441-6007.2	250146	ATE
2.5 TDI	66	05/99→07/06	→	Baumuster: LT 28		11.0441-4502.2	250143	ATE
2.5 TDI	70	05/01→07/06	→	Baumuster: LT 28		11.0441-4502.2	250143	ATE
2.5 TDI	75	05/96→08/99	→	Baumuster: LT 35		11.0441-5203.2	250144	ATE
2.5 TDI	80	05/99→07/06	→	Baumuster: LT 35		11.0441-5203.2	250144	ATE
2.8 TDI	96	01/99→01/02	←	Baumuster: LT 28		11.0441-6007.2	250146	ATE
2.8 TDI	116	05/01→06/06	→	Baumuster: LT 28		11.0441-4502.2	250143	ATE
<b>Bremsschlauch</b>								
2.3	105	05/96→07/06	←		2	83.7716-0363.3	330829	L= 363
2.5 SDI	55	07/96→07/06	→	am Bremssattel; Baumuster: LT 28	2	24.5237-0235.3	330781	L= 235
2.5 TDI	75	05/96→08/99	→	am Bremssattel; Baumuster: LT 46	2	24.5237-0235.3	330781	L= 235
			→	am Bremssattel; Baumuster: LT 35	2	24.5237-0235.3	330781	L= 235
			→	Baumuster: LT 28	1	83.7716-0363.3	330829	L= 363
			→	Baumuster: LT 46	2	83.7716-0363.3	330829	L= 363
			→	Baumuster: LT 35	1	83.7716-0363.3	330829	L= 363
2.5 TDI	61	05/01→07/06	←		2	83.7716-0363.3	330829	L= 363
2.5 TDI	66	05/99→07/06	→	am Bremssattel; Baumuster: LT 28	2	24.5237-0235.3	330781	L= 235
2.5 TDI	70	05/01→07/06	→	am Bremssattel; Baumuster: LT 35	2	24.5237-0235.3	330781	L= 235
2.5 TDI	80	05/99→07/06	→	Baumuster: LT 28	1	83.7716-0363.3	330829	L= 363
			→	Baumuster: LT 35	1	83.7716-0363.3	330829	L= 363
2.8 TDI	92	07/97→05/03	→	→ 28-D-007273	2	83.6301-0355.3	330343	L= 355
2.8 TDI	96	01/99→01/02	←		2	83.7716-0363.3	330829	L= 363
2.8 TDI	116	05/01→06/06	→	am Bremssattel; Baumuster: LT 28	2	24.5237-0235.3	330781	L= 235
			→	Baumuster: LT 28	1	83.7716-0363.3	330829	L= 363
<b>VW - LT 28-46 II Kasten (2DA, 2DD, 2DH) 04/96→07/06</b>								
<b>Bremssattel</b>								
2.3	105	05/96→07/06	←	☐; → 2D-3-003239; Baumuster: LT 46		24.3441-1701.5	240331	PER - Halter
2.5 SDI	55	09/96→07/06	←	☐; → 2D-3-003239; Baumuster: LT 46		24.3441-1702.5	240332	PER - Halter
2.5 TDI	61	05/01→07/06	←	☐; → 2D-3-003239; Baumuster: LT 46		24.3441-1702.5	240332	PER - Halter
2.5 TDI	66	05/99→07/06	←	☐; Baumuster: LT 35		24.3601-8513.5	240687	ATE - Halter
2.5 TDI	70	05/01→07/06	←	☐; Baumuster: LT 35		24.3601-8513.5	240687	ATE - Halter
2.5 TDI	80	05/99→07/06	←	☐; Baumuster: LT 28		24.3601-8513.5	240687	ATE - Halter
2.8 TDI	96	01/99→07/06	←	☐; Baumuster: LT 28		24.3601-8514.5	240688	ATE - Halter
2.8 TDI	116	04/02→07/06	←	☐; Baumuster: LT 28		24.3601-8514.5	240688	ATE - Halter



	kw			 	! #		
<b>VW - LT 28-46 II Kasten (2DA, 2DD, 2DH) 04/96→07/06</b>							
<b> Bremssattel</b>							
2.3	105	05/96→07/06	←	☐; Baumuster: LT 35		24.3601-8514.5 240688	ATE - Halter
2.5 SDI	55	09/96→07/06	→	☐; → 2D-2H005686; Baumuster: LT 46		24.3441-1701.5 240331	PER - Halter
2.5 TDI	61	05/01→07/06	→	☐; → 2D-2H005686; Baumuster: LT 46		24.3441-1702.5 240332	PER - Halter
2.5 TDI	66	05/99→07/06	→	☐; Baumuster: LT 28		24.3451-8501.5 241145	ATE - Halter
2.5 TDI	70	05/01→07/06	→	☐; Baumuster: LT 28		24.3451-8502.5 241146	ATE - Halter
2.5 TDI	80	05/99→07/06	→	☐; → 12/03; Baumuster: LT 35		24.3521-1707.5 240471	BOS - Halter
2.8 TDI	96	01/99→07/06	→	☐; → 12/03; Baumuster: LT 35		24.3521-1708.5 240472	BOS - Halter
2.8 TDI	116	04/02→07/06	→	☐; Baumuster: LT 35		24.3521-8501.5 241237	ATE - Halter
			→	☐; Baumuster: LT 35		24.3521-8502.5 241238	ATE - Halter
2.5 TDI	75	05/96→08/99	←	☐; → 2D-3-003239; Baumuster: LT 46		24.3441-1701.5 240331	PER - Halter
2.8 TDI	92	07/97→01/02	←	☐; → 2D-3-003239; Baumuster: LT 46		24.3441-1702.5 240332	PER - Halter
			←	☐; Baumuster: LT 28		24.3601-8513.5 240687	ATE - Halter
			←	☐; Baumuster: LT 35		24.3601-8513.5 240687	ATE - Halter
			←	☐; Baumuster: LT 28		24.3601-8514.5 240688	ATE - Halter
			←	☐; Baumuster: LT 35		24.3601-8514.5 240688	ATE - Halter
			→	☐; → 2D-2H005686; Baumuster: LT 46		24.3441-1701.5 240331	PER - Halter
			→	☐; → 2D-2H005686; Baumuster: LT 46		24.3441-1702.5 240332	PER - Halter
			→	☐; Baumuster: LT 28		24.3451-8501.5 241145	ATE - Halter
			→	☐; Baumuster: LT 28		24.3451-8502.5 241146	ATE - Halter
			→	☐; Baumuster: LT 35		24.3521-1707.5 240471	BOS - Halter
			→	☐; Baumuster: LT 35		24.3521-8501.5 241237	ATE - Halter
			→	☐; Baumuster: LT 35		24.3521-1708.5 240472	BOS - Halter
			→	☐; Baumuster: LT 35		24.3521-8502.5 241238	ATE - Halter
<b>Halter, Bremssattel</b>							
2.3	105	05/96→07/06	←	Baumuster: LT 35	2	11.8170-0510.1 260111	ATE
2.5 SDI	55	09/96→07/06	←	Baumuster: LT 28	2	11.8170-0510.1 260111	ATE
2.5 TDI	61	05/01→07/06					
2.5 TDI	66	05/99→07/06					
2.5 TDI	70	05/01→07/06					
2.5 TDI	75	05/96→08/99					
2.5 TDI	80	05/99→07/06					
2.8 TDI	92	07/97→01/02					
2.8 TDI	96	01/99→07/06					
2.8 TDI	116	04/02→07/06					
<b>Feder, Bremssattel</b>							
2.3	105	05/96→07/06		Baumuster: LT 35	2	11.8116-0191.1 390522	ATE
2.5 SDI	55	09/96→07/06	←	Baumuster: LT 35	2	11.8116-0200.1 390505	ATE
2.5 TDI	61	05/01→07/06	←	Baumuster: LT 28	2	11.8116-0200.1 390505	ATE
2.5 TDI	66	05/99→07/06	→	Baumuster: LT 28	2	11.8116-0172.1 390500	ATE
2.5 TDI	70	05/01→07/06					
2.5 TDI	75	05/96→08/99					
2.5 TDI	80	05/99→07/06					
2.8 TDI	92	07/97→01/02					
2.8 TDI	96	01/99→07/06					
2.8 TDI	116	04/02→07/06					
<b>Führungshülzensatz, Bremssattel</b>							
2.3	105	05/96→07/06	←	Baumuster: LT 35		11.0101-5704.2 260095	ATE
2.5 SDI	55	09/96→07/06	←	Baumuster: LT 28		11.0101-5704.2 260095	ATE
2.5 TDI	61	05/01→07/06	→	Baumuster: LT 35		11.0101-5409.2 260035	ATE
2.5 TDI	66	05/99→07/06	→	Baumuster: LT 28		11.0101-5409.2 260035	ATE
2.5 TDI	70	05/01→07/06					
2.5 TDI	75	05/96→08/99					
2.5 TDI	80	05/99→07/06					
2.8 TDI	92	07/97→01/02					
2.8 TDI	96	01/99→07/06					
2.8 TDI	116	04/02→07/06					
<b>Führungsbolzen, Bremssattel</b>							
2.3	105	05/96→07/06	←	Baumuster: LT 35	2	11.8171-0008.1 990049	ATE
2.5 SDI	55	09/96→07/06	←	Baumuster: LT 28	2	11.8171-0008.1 990049	ATE
2.5 TDI	61	05/01→07/06	→	Baumuster: LT 28	2	11.8171-0008.1 990049	ATE
2.5 TDI	66	05/99→07/06	→	Baumuster: LT 35	2	11.8171-0008.1 990049	ATE
2.5 TDI	70	05/01→07/06					
2.5 TDI	75	05/96→08/99					
2.5 TDI	80	05/99→07/06					
2.8 TDI	92	07/97→01/02					
2.8 TDI	96	01/99→07/06					
↓							







































	kw					! #		
<b>VW - LT 28-46 II Kasten (2DA, 2DD, 2DH) 04/96→07/06</b>								
<b>Führungsbolzen, Bremsattel</b>								
2.8 TDI	116	04/02→07/06	←	Baumuster: LT 35	2	11.8171-0008.1	990049	ATE
			←	Baumuster: LT 28	2	11.8171-0008.1	990049	ATE
			→	Baumuster: LT 28	2	11.8171-0008.1	990049	ATE
			→	Baumuster: LT 35	2	11.8171-0008.1	990049	ATE
<b>Dichtungssatz, Bremsattel</b>								
2.3	105	05/96→07/06	←	Baumuster: LT 35		11.0441-6007.2	250146	ATE
2.5 SDI	55	09/96→07/06	←	Baumuster: LT 28		11.0441-6007.2	250146	ATE
2.5 TDI	61	05/01→07/06	←	Baumuster: LT 28		11.0441-6007.2	250146	ATE
2.5 TDI	66	05/99→07/06	→	Baumuster: LT 28		11.0441-4502.2	250143	ATE
2.5 TDI	70	05/01→07/06	→	Baumuster: LT 28		11.0441-4502.2	250143	ATE
2.5 TDI	75	05/96→08/99	→	Baumuster: LT 35		11.0441-5203.2	250144	ATE
2.5 TDI	80	05/99→07/06						
2.8 TDI	92	07/97→01/02						
2.8 TDI	96	01/99→07/06						
2.8 TDI	116	04/02→07/06						
<b> Bremsschlauch</b>								
2.3	105	05/96→07/06	←		2	83.7716-0363.3	330829	L= 363
2.5 SDI	55	09/96→07/06	←					
2.5 TDI	61	05/01→07/06	→	am Bremsattel; Baumuster: LT 28	2	24.5237-0235.3	330781	L= 235
2.5 TDI	66	05/99→07/06	→	am Bremsattel; Baumuster: LT 46	2	24.5237-0235.3	330781	L= 235
2.5 TDI	70	05/01→07/06	→	am Bremsattel; Baumuster: LT 46	2	24.5237-0235.3	330781	L= 235
2.5 TDI	75	05/96→08/99	→	am Bremsattel; Baumuster: LT 35	2	24.5237-0235.3	330781	L= 235
2.5 TDI	80	05/99→07/06	→	Baumuster: LT 28	1	83.7716-0363.3	330829	L= 363
2.8 TDI	92	07/97→01/02	→	Baumuster: LT 28	1	83.7716-0363.3	330829	L= 363
2.8 TDI	96	01/99→07/06	→	Baumuster: LT 46	2	83.7716-0363.3	330829	L= 363
2.8 TDI	116	04/02→07/06	→	Baumuster: LT 35	1	83.7716-0363.3	330829	L= 363
<b>VW - LT 28-46 II Pritsche/Fahrgestell (2DC, 2DF, 2DG, 2DL, 2DM) 04/96→07/06</b>								
<b> Bremssattel</b>								
2.3	105	06/96→07/06	←	☐; → 2D-3-003239; Baumuster: LT 46		24.3441-1701.5	240331	PER - Halter
2.5 SDI	55	09/96→07/06	←	☐; → 2D-3-003239; Baumuster: LT 46		24.3441-1702.5	240332	PER - Halter
2.5 TDI	61	05/01→07/06	←	☐; → 2D-3-003239; Baumuster: LT 46		24.3441-1702.5	240332	PER - Halter
2.5 TDI	66	05/99→07/06	←	☐; Baumuster: LT 35		24.3601-8513.5	240687	ATE - Halter
2.5 TDI	70	05/01→07/06	←	☐; Baumuster: LT 35		24.3601-8513.5	240687	ATE - Halter
2.5 TDI	80	05/99→07/06	←	☐; Baumuster: LT 28		24.3601-8513.5	240687	ATE - Halter
2.8 TDI	96	01/99→07/06	←	☐; Baumuster: LT 28		24.3601-8514.5	240688	ATE - Halter
2.8 TDI	116	04/02→07/06	←	☐; Baumuster: LT 28		24.3601-8514.5	240688	ATE - Halter
			←	☐; Baumuster: LT 35		24.3601-8514.5	240688	ATE - Halter
			→	☐; → 2D-2H005686; Baumuster: LT 46		24.3441-1701.5	240331	PER - Halter
			→	☐; → 2D-2H005686; Baumuster: LT 46		24.3441-1702.5	240332	PER - Halter
			→	☐; Baumuster: LT 28		24.3451-8501.5	241145	ATE - Halter
			→	☐; Baumuster: LT 28		24.3451-8502.5	241146	ATE - Halter
			→	☐; → 12/03; Baumuster: LT 35		24.3521-1707.5	240471	BOS - Halter
			→	☐; → 12/03; Baumuster: LT 35		24.3521-1708.5	240472	BOS - Halter
			→	☐; Baumuster: LT 35		24.3521-8501.5	241237	ATE - Halter
			→	☐; Baumuster: LT 35		24.3521-8502.5	241238	ATE - Halter
2.5 TDI	75	06/96→08/99	←	☐; → 2D-3-003239; Baumuster: LT 46		24.3441-1701.5	240331	PER - Halter
2.8 TDI	92	07/97→01/02	←	☐; → 2D-3-003239; Baumuster: LT 46		24.3441-1702.5	240332	PER - Halter
			←	☐; Baumuster: LT 28		24.3601-8513.5	240687	ATE - Halter
			←	☐; Baumuster: LT 35		24.3601-8513.5	240687	ATE - Halter
			←	☐; Baumuster: LT 28		24.3601-8514.5	240688	ATE - Halter
			←	☐; Baumuster: LT 35		24.3601-8514.5	240688	ATE - Halter
			→	☐; → 2D-2H005686; Baumuster: LT 46		24.3441-1701.5	240331	PER - Halter
			→	☐; → 2D-2H005686; Baumuster: LT 46		24.3441-1702.5	240332	PER - Halter
			→	☐; Baumuster: LT 28		24.3451-8501.5	241145	ATE - Halter
			→	☐; Baumuster: LT 28		24.3451-8502.5	241146	ATE - Halter
			→	☐; Baumuster: LT 35		24.3521-1707.5	240471	BOS - Halter
			→	☐; Baumuster: LT 35		24.3521-8501.5	241237	ATE - Halter
			→	☐; Baumuster: LT 35		24.3521-1708.5	240472	BOS - Halter
			→	☐; Baumuster: LT 35		24.3521-8502.5	241238	ATE - Halter
<b>Halter, Bremsattel</b>								
2.3	105	06/96→07/06	←	Baumuster: LT 35	2	11.8170-0510.1	260111	ATE
2.5 SDI	55	09/96→07/06						
↓								












	kw					! #		
<b>VW - LT 28-46 II Pritsche/Fahrgestell (2DC, 2DF, 2DG, 2DL, 2DM) 04/96→07/06</b>								
<b>Halter, Bremsattel</b>								
2.5 TDI	61	05/01→07/06	←	Baumuster: LT 28	2	11.8170-0510.1	260111	ATE
2.5 TDI	66	05/99→07/06						
2.5 TDI	70	05/01→07/06						
2.5 TDI	75	06/96→08/99						
2.5 TDI	80	05/99→07/06						
2.8 TDI	92	07/97→01/02						
2.8 TDI	96	01/99→07/06						
2.8 TDI	116	04/02→07/06						
<b>Feder, Bremsattel</b>								
2.3	105	06/96→07/06		Baumuster: LT 35	2	11.8116-0191.1	390522	ATE
2.5 SDI	55	09/96→07/06	←	Baumuster: LT 35	2	11.8116-0200.1	390505	ATE
2.5 TDI	61	05/01→07/06	←	Baumuster: LT 28	2	11.8116-0200.1	390505	ATE
2.5 TDI	66	05/99→07/06	←	Baumuster: LT 28	2	11.8116-0200.1	390505	ATE
2.5 TDI	70	05/01→07/06						
2.5 TDI	75	06/96→08/99	→	Baumuster: LT 28	2	11.8116-0172.1	390500	ATE
2.5 TDI	80	05/99→07/06						
2.8 TDI	92	07/97→01/02						
2.8 TDI	96	01/99→07/06						
2.8 TDI	116	04/02→07/06						
<b>Führungshülzensatz, Bremsattel</b>								
2.3	105	06/96→07/06	←	Baumuster: LT 35		11.0101-5704.2	260095	ATE
2.5 SDI	55	09/96→07/06	←	Baumuster: LT 28		11.0101-5704.2	260095	ATE
2.5 TDI	61	05/01→07/06	←	Baumuster: LT 28		11.0101-5704.2	260095	ATE
2.5 TDI	66	05/99→07/06	→	Baumuster: LT 35		11.0101-5409.2	260035	ATE
2.5 TDI	70	05/01→07/06	→	Baumuster: LT 28		11.0101-5409.2	260035	ATE
2.5 TDI	75	06/96→08/99	→	Baumuster: LT 28		11.0101-5409.2	260035	ATE
2.5 TDI	80	05/99→07/06						
2.8 TDI	92	07/97→01/02						
2.8 TDI	96	01/99→07/06						
2.8 TDI	116	04/02→07/06						
<b>Führungsbolzen, Bremsattel</b>								
2.3	105	06/96→07/06	←	Baumuster: LT 35	2	11.8171-0008.1	990049	ATE
2.5 SDI	55	09/96→07/06	←	Baumuster: LT 28	2	11.8171-0008.1	990049	ATE
2.5 TDI	61	05/01→07/06	←	Baumuster: LT 28	2	11.8171-0008.1	990049	ATE
2.5 TDI	66	05/99→07/06	→	Baumuster: LT 28	2	11.8171-0008.1	990049	ATE
2.5 TDI	70	05/01→07/06	→	Baumuster: LT 28	2	11.8171-0008.1	990049	ATE
2.5 TDI	75	06/96→08/99	→	Baumuster: LT 35	2	11.8171-0008.1	990049	ATE
2.5 TDI	80	05/99→07/06						
2.8 TDI	92	07/97→01/02						
2.8 TDI	96	01/99→07/06						
2.8 TDI	116	04/02→07/06						
<b>Dichtungssatz, Bremsattel</b>								
2.3	105	06/96→07/06	←	Baumuster: LT 35		11.0441-6007.2	250146	ATE
2.5 SDI	55	09/96→07/06	←	Baumuster: LT 28		11.0441-6007.2	250146	ATE
2.5 TDI	61	05/01→07/06	←	Baumuster: LT 28		11.0441-6007.2	250146	ATE
2.5 TDI	66	05/99→07/06	→	Baumuster: LT 28		11.0441-4502.2	250143	ATE
2.5 TDI	70	05/01→07/06	→	Baumuster: LT 28		11.0441-4502.2	250143	ATE
2.5 TDI	75	06/96→08/99	→	Baumuster: LT 35		11.0441-5203.2	250144	ATE
2.5 TDI	80	05/99→07/06						
2.8 TDI	92	07/97→01/02						
2.8 TDI	96	01/99→07/06						
2.8 TDI	116	04/02→07/06						
<b>Bremsschlauch</b>								
2.3	105	06/96→07/06	←		2	83.7716-0363.3	330829	L= 363
2.5 SDI	55	09/96→07/06	→	am Bremsattel; Baumuster: LT 28	2	24.5237-0235.3	330781	L= 235
2.5 TDI	61	05/01→07/06	→	am Bremsattel; Baumuster: LT 28	2	24.5237-0235.3	330781	L= 235
2.5 TDI	66	05/99→07/06	→	am Bremsattel; Baumuster: LT 46	2	24.5237-0235.3	330781	L= 235
2.5 TDI	70	05/01→07/06	→	am Bremsattel; Baumuster: LT 46	2	24.5237-0235.3	330781	L= 235
2.5 TDI	75	06/96→08/99	→	am Bremsattel; Baumuster: LT 35	2	24.5237-0235.3	330781	L= 235
2.5 TDI	80	05/99→07/06	→	Baumuster: LT 28	1	83.7716-0363.3	330829	L= 363
2.8 TDI	92	07/97→01/02	→	Baumuster: LT 28	1	83.7716-0363.3	330829	L= 363
2.8 TDI	96	01/99→07/06	→	Baumuster: LT 46	2	83.7716-0363.3	330829	L= 363
2.8 TDI	116	04/02→07/06	→	Baumuster: LT 35	1	83.7716-0363.3	330829	L= 363
<b>VW - LT 40-55 I Kasten (291-512) 04/75→06/96</b>								
<b>Bremssattel</b>								
2.4 D	51	07/90→05/96	←			24.9257-0041.5	230049	ATE
2.4 i	69	01/93→06/96	←			24.9257-0042.5	230050	ATE
2.4 TD	70	06/92→05/96	←			24.9257-0042.5	230050	ATE
<b>Dichtungssatz, Bremsattel</b>								
2.4 D	51	07/90→05/96	←			13.0441-5720.2	250122	ATE
2.4 i	69	01/93→06/96						
2.4 TD	70	06/92→05/96						
↓								


























	kw			 	! #		
<b>VW - LT 40-55 I Kasten (291-512) 04/75→06/96</b>							
 <b>Bremsschlauch</b>							
2.4 D 2.4 i	51 69	07/90→05/96 01/93→06/96	←		2	24.5224-0440.3 331378	L= 445
			→	28-D-007274→	1	83.6124-0362.3 330715	L= 360
			→		1	83.6124-0362.3 330715	L= 360
			→	→ 28-D-007273	2	83.6301-0355.3 330343	L= 355
			→	+PR 1X1	1	83.7724-0467.3 331274	L= 465
2.4 TD	70	06/92→05/96	←		2	24.5224-0440.3 331378	L= 445
			→	28-D-007274→	1	83.6124-0362.3 330715	L= 360
			→	→ 28-D-007273	2	83.6301-0355.3 330343	L= 355
			→	+PR 1X1	1	83.7724-0467.3 331274	L= 465
<b>VW - LT 40-55 I Pritsche/Fahrgestell (293-909) 04/75→06/96</b>							
 <b>Bremssattel</b>							
2.4 D 2.4 i 2.4 TD	51 69 70	08/90→06/96 03/94→06/96 08/92→06/96	←			24.9257-0041.5 230049	ATE
			←			24.9257-0042.5 230050	ATE
<b>Dichtungssatz, Bremssattel</b>							
2.4 D 2.4 i 2.4 TD	51 69 70	08/90→06/96 03/94→06/96 08/92→06/96	←			13.0441-5720.2 250122	ATE
 <b>Bremsschlauch</b>							
2.4 D 2.4 i 2.4 TD	51 69 70	08/90→06/96 03/94→06/96 08/92→06/96	←		2	24.5224-0440.3 331378	L= 445
			→	28-D-007274→	1	83.6124-0362.3 330715	L= 360
			→		1	83.6124-0362.3 330715	L= 360
			→	→ 28-D-007273	2	83.6301-0355.3 330343	L= 355
			→	+PR 1X1	1	83.7724-0467.3 331274	L= 465
<b>VW - LUPO (6X1, 6E1) 09/98→07/05</b>							
 <b>Bremssattel</b>							
1.0 1.7 SDI	37 44	09/98→07/05 09/98→07/05	←	 ; +PR 1LB / 1LM / 1ZC / 1ZN		24.3481-1735.5 240283	ATE - Halter
			←	 ; +PR 1LB / 1LM / 1ZC / 1ZN		24.3481-1736.5 240284	ATE - Halter
			←	 ; +PR 1ZE / 1ZJ / 1ZK		24.3541-1779.5 240249	TRW - Halter
			←	 ; +PR 1ZE / 1ZJ / 1ZK		24.3541-1780.5 240250	TRW - Halter
1.0 1.4 1.4 TDI	37 44 55	10/98→05/00 10/00→07/05 01/99→07/05	←	 ; +PR 1LM / 1ZN / 1LB / 1ZC		24.3481-1735.5 240283	ATE - Halter
			←	 ; +PR 1LM / 1ZN / 1LB / 1ZC		24.3481-1736.5 240284	ATE - Halter
			←	 ; +PR 1ZE / 1ZJ / 1ZK		24.3541-1779.5 240249	TRW - Halter
			←	 ; +PR 1ZE / 1ZJ / 1ZK		24.3541-1780.5 240250	TRW - Halter
1.2 TDI 3L	45	07/99→07/05	←	 ; +PR 1ZB		24.3486-0009.5 241084	ATE - Halter
			←	 ; +PR 1ZB		24.3486-0010.5 241085	ATE - Halter
1.4 16V	55	09/98→07/05	←	 ; 10/98→; +PR 1LM / 1ZN / 1LB / 1ZC		24.3481-1735.5 240283	ATE - Halter
			←	 ; 10/98→; +PR 1LB / 1LM / 1ZC / 1ZN		24.3481-1736.5 240284	ATE - Halter
			←	 ; 10/98→; +PR 1ZE / 1ZJ / 1ZK		24.3541-1779.5 240249	TRW - Halter
			←	 ; 10/98→; +PR 1ZE / 1ZJ / 1ZK		24.3541-1780.5 240250	TRW - Halter
1.4 16V	74	08/99→07/05	←	 ; +PR 1LM / 1ZN / 1LB / 1ZC		24.3481-1735.5 240283	ATE - Halter
			←	 ; +PR 1ZN / 1LM / 1LB / 1ZC		24.3481-1736.5 240284	ATE - Halter
			←	 ; +PR 1ZE / 1ZJ / 1ZK		24.3541-1779.5 240249	TRW - Halter
			←	 ; +PR 1ZE / 1ZJ / 1ZK		24.3541-1780.5 240250	TRW - Halter
			→			24.3344-1711.5 240894	TRW - Halter
			→			24.3344-1712.5 240895	TRW - Halter
1.4 FSI 1.6 GTI	77 92	02/01→07/05 09/00→07/05	←	 ; +PR 1LM / 1ZN / 1LB / 1ZC		24.3481-1735.5 240283	ATE - Halter
			←	 ; +PR 1LM / 1ZN / 1LB / 1ZC		24.3481-1736.5 240284	ATE - Halter
			←	 ; +PR 1ZE / 1ZJ / 1ZK		24.3541-1779.5 240249	TRW - Halter
			←	 ; +PR 1ZE / 1ZJ / 1ZK		24.3541-1780.5 240250	TRW - Halter
			→			24.3344-1711.5 240894	TRW - Halter
			→			24.3344-1712.5 240895	TRW - Halter

	kw					! #		
<b>VW - LUPO (6X1, 6E1) 09/98→07/05</b>								
<b>Führungshülzensatz, Bremssattel</b>								
1.0 1.7 SDI	37	09/98→07/05	←	+PR 1LB / 1LM / 1ZC / 1ZN		11.0101-4801.2	260006	ATE
	44	09/98→07/05				24.0102-4801.2	260085	ATE
			←	+PR 1LX		11.0101-5403.2	260010	TRW
			←	+PR 1ZE / 1ZJ / 1ZK		11.0101-5403.2	260010	TRW
1.0 1.4 1.4 16V 1.4 FSI 1.4 TDI 1.6 GTI	37	10/98→05/00	←	+PR 1LM / 1ZN / 1LB / 1ZC		11.0101-4801.2	260006	ATE
	44	10/00→07/05				24.0102-4801.2	260085	ATE
	74	08/99→07/05						
	77	02/01→07/05	←	+PR 1LX		11.0101-5403.2	260010	TRW
	55	01/99→07/05	←	+PR 1ZE / 1ZJ / 1ZK		11.0101-5403.2	260010	TRW
92	09/00→07/05							
1.2 TDI 3L	45	07/99→07/05	←	+PR 1ZB		11.0101-5409.2	260035	ATE
1.4 16V	55	09/98→07/05	←	10/98→; +PR 1LB / 1LM / 1ZC / 1ZN		11.0101-4801.2	260006	ATE
						24.0102-4801.2	260085	ATE
			←	10/98→; +PR 1LX		11.0101-5403.2	260010	TRW
			←	10/98→; +PR 1ZE / 1ZJ / 1ZK		11.0101-5403.2	260010	TRW
<b>Führungsbolzen, Bremssattel</b>								
1.2 TDI 3L	45	07/99→07/05	←	+PR 1ZB	2	11.8171-0008.1	990049	ATE
<b>Dichtungssatz, Bremssattel</b>								
1.0 1.0 1.4 1.4 16V 1.4 FSI 1.4 TDI 1.6 GTI 1.7 SDI	37	09/98→07/05		+PR 1LM / 1ZN / 1LB / 1ZC		11.0441-4808.2	250022	ATE
	37	10/98→05/00						
	44	10/00→07/05						
	74	08/99→07/05						
	77	02/01→07/05						
	55	01/99→07/05						
	92	09/00→07/05						
44	09/98→07/05							
1.4 16V	55	09/98→07/05		10/98→; +PR 1LM / 1ZN / 1LB / 1ZC		11.0441-4808.2	250022	ATE
<b> Bremsschlauch</b>								
1.0	37	09/98→07/05	←		2	24.5147-0385.3	331427	L= 384
	37	10/98→05/00	→		2	83.7858-0140.3	330837	L= 140
1.4 1.4 16V 1.4 TDI	44	10/00→07/05	→					
	74	08/99→07/05						
	55	01/99→07/05						
44	09/98→07/05							
1.2 TDI 3L	45	07/99→07/05	←		2	83.6243-0393.3	330629	L= 390
			→		2	83.7858-0140.3	330837	L= 140
1.4 16V	55	09/98→07/05	←	10/98→	2	24.5147-0385.3	331427	L= 384
			→	10/98→	2	83.7858-0140.3	330837	L= 140
1.4 FSI	77	02/01→07/05	→		2	83.7858-0140.3	330837	L= 140
1.6 GTI	92	09/00→07/05						
<b>VW - MULTIVAN T5 (7HM, 7HN, 7HF, 7EF, 7EM, 7EN) 04/03→08/15</b>								
<b> Bremssattel</b>								
1.9 TDI 1.9 TDI	62	01/06→11/09	←	☐; 7H-A-200001→; +PR 2E4		24.3441-9933.5	241141	ATE - Halter
	75	06/06→11/09	←	☐; 7H-A-200001→; +PR 2E4		24.3441-9934.5	241142	ATE - Halter
			←	☐; → 7H-A-050000; +PR 2E4		24.3601-9721.5	241052	ATE - Halter
			←	☐; → 7H-A-050000; +PR 2E4		24.3601-9722.5	241053	ATE - Halter
			←	☐; +PR 2E3		24.3601-9947.5	240597	ATE - Halter
			←	☐; +PR 2E3		24.3601-9948.5	240598	ATE - Halter
			→	☐; 7H-8-028000→; +PR 0WR; → 7H-8-200000		24.3414-1711.5	240852	TRW - Halter
			→	☐; 7H-A-200001→		24.3414-1711.5	240852	TRW - Halter
			→	☐; 7H-6-000001→; +PR 2E3 / 2E4; → 7H-A-050000		24.3414-1711.5	240852	TRW - Halter
			→	☐; 7H-6-000001→; +PR 2E3 / 2E4; → 7H-A-050000		24.3414-1712.5	240853	TRW - Halter
			→	☐; 7H-A-200001→		24.3414-1712.5	240853	TRW - Halter
			→	☐; 7H-8-028000→; +PR 0WR; → 7H-8-200000		24.3414-1712.5	240853	TRW - Halter
			→	☐; +PR 0WR; → 7H-8-027999		24.3441-9949.5	241090	ATE - Halter
		→	☐; +PR 0WR; → 7H-8-027999		24.3441-9950.5	241091	ATE - Halter	
1.9 TDI 1.9 TDI ↓	63 77	04/03→11/09 04/03→11/09	←	☐; 7H-A-200001→; +PR 2E4		24.3441-9933.5	241141	ATE - Halter



	kw			 	! #		
<b>VW - MULTIVAN T5 (7HM, 7HN, 7HF, 7EF, 7EM, 7EN) 04/03→08/15</b>							
<b>Bremssattel</b>							
2.0	85	11/03→08/15	←	☐; 7H-A-200001→; +PR 2E4		24.3441-9934.5 241142	ATE - Halter
2.5 TDI	96	04/03→11/09	←	☐; → 7H-A-050000; +PR 2E4		24.3601-9721.5 241052	ATE - Halter
2.5 TDI	120	11/03→11/09	←	☐; → 7H-A-050000; +PR 2E4		24.3601-9722.5 241053	ATE - Halter
2.5 TDI	128	04/03→11/09	←	☐; → 7H-A-050000; +PR 2E4		24.3601-9722.5 241053	ATE - Halter
2.5 TDI 4motion	96	07/04→11/09	←	☐; +PR 2E3		24.3601-9947.5 240597	ATE - Halter
2.5 TDI 4motion	128	07/04→11/09	←	☐; +PR 2E3		24.3601-9948.5 240598	ATE - Halter
3.2 V6	170	02/04→06/04	←	☐; +PR 2E3		24.3601-9948.5 240598	ATE - Halter
3.2 V6	173	02/04→12/09	←	☐; +PR 2E3		24.3601-9948.5 240598	ATE - Halter
3.2 V6 4motion	173	07/04→12/09	→	☐; 7H-A-200001→		24.3414-1711.5 240852	TRW - Halter
			→	☐; +PR OWL / OWN / OWM / OWP / OWQ; → 7H-5-120000		24.3414-1711.5 240852	TRW - Halter
			→	☐; 7H-8-028000→; +PR OWR; → 7H-8-200000		24.3414-1711.5 240852	TRW - Halter
			→	☐; 7H-6-000001→; +PR 2E3 / 2E4; → 7H-A-050000		24.3414-1711.5 240852	TRW - Halter
			→	☐; 7H-6-000001→; +PR 2E3 / 2E4; → 7H-A-050000		24.3414-1712.5 240853	TRW - Halter
			→	☐; 7H-A-200001→		24.3414-1712.5 240853	TRW - Halter
			→	☐; 7H-8-028000→; +PR OWR; → 7H-8-200000		24.3414-1712.5 240853	TRW - Halter
			→	☐; +PR OWL / OWN / OWM / OWP / OWQ; → 7H-5-120000		24.3414-1712.5 240853	TRW - Halter
			→	☐; +PR OWR; → 7H-8-027999		24.3441-9949.5 241090	ATE - Halter
			→	☐; +PR OWR; → 7H-8-027999		24.3441-9950.5 241091	ATE - Halter
2.0 BiTDI	132	09/09→08/15	←	☐; 7H-A-200001→; +PR 2E4		24.3441-9933.5 241141	ATE - Halter
2.0 BiTDI 4motion	132	09/09→08/15	←	☐; 7H-A-200001→; +PR 2E4		24.3441-9934.5 241142	ATE - Halter
2.0 TDI	62	09/09→08/15	←	☐; → 7H-A-050000; +PR 2E4		24.3601-9721.5 241052	ATE - Halter
2.0 TDI	75	09/09→08/15	←	☐; → 7H-A-050000; +PR 2E4		24.3601-9721.5 241052	ATE - Halter
2.0 TDI	103	09/09→08/15	←	☐; → 7H-A-050000; +PR 2E4		24.3601-9722.5 241053	ATE - Halter
2.0 TDI 4motion	103	09/09→08/15	←	☐; → 7H-A-050000; +PR 2E4		24.3601-9722.5 241053	ATE - Halter
			←	☐; +PR 2E3		24.3601-9947.5 240597	ATE - Halter
			←	☐; +PR 2E3		24.3601-9948.5 240598	ATE - Halter
			→	☐; 7H-6-000001→; +PR 2E3 / 2E4; → 7H-A-050000		24.3414-1711.5 240852	TRW - Halter
			→	☐; 7H-A-200001→		24.3414-1711.5 240852	TRW - Halter
			→	☐; 7H-6-000001→; +PR 2E3 / 2E4; → 7H-A-050000		24.3414-1712.5 240853	TRW - Halter
			→	☐; 7H-A-200001→		24.3414-1712.5 240853	TRW - Halter
2.0 TDI	84	05/11→08/15	←	☐; +PR 2E4		24.3441-9933.5 241141	ATE - Halter
2.0 TSI	110	07/12→08/15	←	☐; +PR 2E4		24.3441-9934.5 241142	ATE - Halter
2.0 TSI	150	05/11→08/15	←	☐; +PR 2E4		24.3441-9934.5 241142	ATE - Halter
2.0 TSI 4motion	150	07/11→08/15	←	☐; +PR 2E3		24.3601-9947.5 240597	ATE - Halter
			←	☐; +PR 2E3		24.3601-9948.5 240598	ATE - Halter
			→	☐		24.3414-1711.5 240852	TRW - Halter
			→	☐		24.3414-1712.5 240853	TRW - Halter
2.0 TDI	100	05/10→08/15	←	☐; 7H-A-200001→; +PR 2E4		24.3441-9933.5 241141	ATE - Halter
2.0 TDI 4motion	100	05/10→08/15	←	☐; 7H-A-200001→; +PR 2E4		24.3441-9934.5 241142	ATE - Halter
			←	☐; +PR 2E3		24.3601-9947.5 240597	ATE - Halter
			←	☐; +PR 2E3		24.3601-9948.5 240598	ATE - Halter
			→	☐; 7H-A-200001→		24.3414-1711.5 240852	TRW - Halter
			→	☐; 7H-A-200001→		24.3414-1712.5 240853	TRW - Halter
<b>Halter, Bremssattel</b>							
1.9 TDI	62	01/06→11/09	←	→ 7H-A-050000; +PR 2E4		11.8170-0955.1 260109	ATE
1.9 TDI	63	04/03→11/09	→	+PR OWR; → 7H-8-027999	2	11.0230-0811.1 260137	ATE
1.9 TDI	75	06/06→11/09	→	+PR OWR; → 7H-8-027999	2	11.0230-0811.1 260137	ATE
1.9 TDI	77	04/03→11/09	→	+PR OWR; → 7H-8-027999	2	11.0230-0811.1 260137	ATE
2.0	85	11/03→08/15	←	→ 7H-A-050000; +PR 2E4		11.8170-0955.1 260109	ATE
2.5 TDI	96	04/03→11/09	←	→ 7H-A-050000; +PR 2E4		11.8170-0955.1 260109	ATE
2.5 TDI	120	11/03→11/09	←	→ 7H-A-050000; +PR 2E4		11.8170-0955.1 260109	ATE
2.5 TDI	128	04/03→11/09	←	→ 7H-A-050000; +PR 2E4		11.8170-0955.1 260109	ATE
2.5 TDI 4motion	96	07/04→11/09	←	→ 7H-A-050000; +PR 2E4		11.8170-0955.1 260109	ATE
2.5 TDI 4motion	128	07/04→11/09	←	→ 7H-A-050000; +PR 2E4		11.8170-0955.1 260109	ATE
3.2 V6	170	02/04→06/04	←	→ 7H-A-050000; +PR 2E4		11.8170-0955.1 260109	ATE
3.2 V6	173	02/04→12/09	←	→ 7H-A-050000; +PR 2E4		11.8170-0955.1 260109	ATE
3.2 V6 4motion	173	07/04→12/09	←	→ 7H-A-050000; +PR 2E4		11.8170-0955.1 260109	ATE
2.0 BiTDI	132	09/09→08/15	←	→ 7H-A-050000; +PR 2E4		11.8170-0955.1 260109	ATE
2.0 BiTDI 4motion	132	09/09→08/15	←	→ 7H-A-050000; +PR 2E4		11.8170-0955.1 260109	ATE

	kW					! #		
<b>VW - MULTIVAN T5 (7HM, 7HN, 7HF, 7EF, 7EM, 7EN) 04/03→08/15</b>								
<b>Halter, Bremssattel</b>								
2.0 TDI	62	09/09→08/15	←	→ 7H-A-050000; +PR 2E4		11.8170-0955.1	260109	ATE
2.0 TDI	75	09/09→08/15						
2.0 TDI	103	09/09→08/15						
2.0 TDI 4motion	103	09/09→08/15						
<b>Feder, Bremssattel</b>								
1.9 TDI	62	01/06→11/09		7H-A-200001→; +PR 2E4	2	11.8116-0126.2	390608	ATE
1.9 TDI	63	04/03→11/09		→ 7H-A-050000; +PR 2E4	2	11.8116-0237.1	390509	ATE
1.9 TDI	75	06/06→11/09				11.8116-0367.1	390600	ATE
1.9 TDI	77	04/03→11/09						
2.0	85	11/03→08/15		+PR 2E3	2	11.8116-0237.1	390509	ATE
2.5 TDI	96	04/03→11/09		+PR 0WR; → 7H-8-027999	2	11.8116-0310.1	390611	ATE
2.5 TDI	120	11/03→11/09						
2.5 TDI	128	04/03→11/09						
2.5 TDI 4motion	96	07/04→11/09						
2.5 TDI 4motion	128	07/04→11/09						
3.2 V6	170	02/04→06/04						
3.2 V6	173	02/04→12/09						
3.2 V6 4motion	173	07/04→12/09						
2.0 BiTDI	132	09/09→08/15		7H-A-200001→; +PR 2E4	2	11.8116-0126.2	390608	ATE
2.0 BiTDI 4motion	132	09/09→08/15		→ 7H-A-050000; +PR 2E4	2	11.8116-0237.1	390509	ATE
2.0 TDI	62	09/09→08/15				11.8116-0367.1	390600	ATE
2.0 TDI	75	09/09→08/15						
2.0 TDI	103	09/09→08/15		+PR 2E3	2	11.8116-0237.1	390509	ATE
2.0 TDI 4motion	103	09/09→08/15						
2.0 TDI	84	05/11→08/15		+PR 2E4	2	11.8116-0126.2	390608	ATE
2.0 TSI	110	07/12→08/15				11.8116-0237.1	390509	ATE
2.0 TSI	150	05/11→08/15		+PR 2E3	2	11.8116-0237.1	390509	ATE
2.0 TSI 4motion	150	07/11→08/15						
2.0 TDI	100	05/10→08/15		7H-A-200001→; +PR 2E4	2	11.8116-0126.2	390608	ATE
2.0 TDI 4motion	100	05/10→08/15		+PR 2E3	2	11.8116-0237.1	390509	ATE
<b>Führungshülzensatz, Bremssattel</b>								
1.9 TDI	62	01/06→11/09	←	+PR 2E3		11.0101-5706.2	260097	ATE
1.9 TDI	63	04/03→11/09	←	→ 7H-A-050000; +PR 2E4		11.0101-5706.2	260097	ATE
1.9 TDI	75	06/06→11/09	←			11.0101-7001.2	260139	ATE
1.9 TDI	77	04/03→11/09	←	7H-A-200001→; +PR 2E4		11.0101-7001.2	260139	ATE
2.0	85	11/03→08/15	→	+PR 0WR; → 7H-8-027999		11.0101-5409.2	260035	ATE
2.5 TDI	96	04/03→11/09						
2.5 TDI	120	11/03→11/09						
2.5 TDI	128	04/03→11/09						
2.5 TDI 4motion	96	07/04→11/09						
2.5 TDI 4motion	128	07/04→11/09						
3.2 V6	170	02/04→06/04						
3.2 V6	173	02/04→12/09						
3.2 V6 4motion	173	07/04→12/09						
2.0 BiTDI	132	09/09→08/15	←	+PR 2E3		11.0101-5706.2	260097	ATE
2.0 BiTDI 4motion	132	09/09→08/15	←	→ 7H-A-050000; +PR 2E4		11.0101-5706.2	260097	ATE
2.0 TDI	62	09/09→08/15	←			11.0101-7001.2	260139	ATE
2.0 TDI	75	09/09→08/15	←	7H-A-200001→; +PR 2E4		11.0101-7001.2	260139	ATE
2.0 TDI	103	09/09→08/15	←			11.0101-5706.2	260097	ATE
2.0 TDI 4motion	103	09/09→08/15	←			11.0101-7001.2	260139	ATE
2.0 TDI	84	05/11→08/15	←	+PR 2E3		11.0101-5706.2	260097	ATE
2.0 TSI	110	07/12→08/15	←	+PR 2E4		11.0101-7001.2	260139	ATE
2.0 TSI	150	05/11→08/15	←			11.0101-5706.2	260097	ATE
2.0 TSI 4motion	150	07/11→08/15	←			11.0101-7001.2	260139	ATE
2.0 TDI	100	05/10→08/15	←	+PR 2E3		11.0101-5706.2	260097	ATE
2.0 TDI 4motion	100	05/10→08/15	←	7H-A-200001→; +PR 2E4		11.0101-7001.2	260139	ATE
<b>Führungsbolzen, Bremssattel</b>								
1.9 TDI	62	01/06→11/09		+PR 0WR; → 7H-8-027999	2	11.8171-0008.1	990049	ATE
1.9 TDI	63	04/03→11/09		→ 7H-A-050000; +PR 2E4		11.8171-0067.1	250153	ATE
1.9 TDI	75	06/06→11/09				11.8171-0067.1	250153	ATE
1.9 TDI	77	04/03→11/09		+PR 2E3		11.8171-0067.1	250153	ATE
2.0	85	11/03→08/15		7H-A-200001→; +PR 2E4		11.8171-0096.1	250155	ATE
2.5 TDI	96	04/03→11/09						
2.5 TDI	120	11/03→11/09						
2.5 TDI	128	04/03→11/09						
2.5 TDI 4motion	96	07/04→11/09						
2.5 TDI 4motion	128	07/04→11/09						
3.2 V6	170	02/04→06/04						
3.2 V6	173	02/04→12/09						
3.2 V6 4motion	173	07/04→12/09						
2.0 BiTDI	132	09/09→08/15		→ 7H-A-050000; +PR 2E4		11.8171-0067.1	250153	ATE
2.0 BiTDI 4motion	132	09/09→08/15				11.8171-0067.1	250153	ATE
2.0 TDI	62	09/09→08/15		+PR 2E3		11.8171-0067.1	250153	ATE
2.0 TDI	75	09/09→08/15		7H-A-200001→; +PR 2E4		11.8171-0096.1	250155	ATE
2.0 TDI	103	09/09→08/15						
2.0 TDI 4motion	103	09/09→08/15						
2.0 TDI	84	05/11→08/15		+PR 2E3		11.8171-0067.1	250153	ATE
↓								

	kw					! #		
<b>VW - MULTIVAN T5 (7HM, 7HN, 7HF, 7EF, 7EM, 7EN) 04/03→08/15</b>								
<b>Führungsbolzen, Bremsattel</b>								
2.0 TSI	110	07/12→08/15		+PR 2E4		11.8171-0096.1	250155	ATE
2.0 TSI	150	05/11→08/15						
2.0 TSI 4motion	150	07/11→08/15						
2.0 TDI	100	05/10→08/15		+PR 2E3		11.8171-0067.1	250153	ATE
2.0 TDI 4motion	100	05/10→08/15		7H-A-200001→; +PR 2E4		11.8171-0096.1	250155	ATE
<b>Dichtungssatz, Bremsattel</b>								
1.9 TDI	62	01/06→11/09	←	+PR 2E3		11.0441-6008.2	250038	ATE für Kolben-Ø [mm]: 60
1.9 TDI	63	04/03→11/09						
1.9 TDI	75	06/06→11/09	←	→ 7H-A-050000; +PR 2E4		11.0441-6008.2	250038	ATE für Kolben-Ø [mm]: 60
1.9 TDI	77	04/03→11/09						
2.0	85	11/03→08/15						
2.0 BiTDI	132	09/09→08/15						
2.0 BiTDI 4motion	132	09/09→08/15						
2.0 TDI	62	09/09→08/15						
2.0 TDI	75	09/09→08/15						
2.0 TDI	103	09/09→08/15						
2.0 TDI 4motion	103	09/09→08/15						
2.5 TDI	96	04/03→11/09						
2.5 TDI	120	11/03→11/09						
2.5 TDI	128	04/03→11/09						
2.5 TDI 4motion	96	07/04→11/09						
2.5 TDI 4motion	128	07/04→11/09						
3.2 V6	170	02/04→06/04						
3.2 V6	173	02/04→12/09						
3.2 V6 4motion	173	07/04→12/09						
2.0 TDI	84	05/11→08/15	←	+PR 2E3		11.0441-6008.2	250038	ATE für Kolben-Ø [mm]: 60
2.0 TDI	100	05/10→08/15						
2.0 TDI 4motion	100	05/10→08/15						
2.0 TSI	110	07/12→08/15						
2.0 TSI	150	05/11→08/15						
2.0 TSI 4motion	150	07/11→08/15						
<b>Bremsschlauch</b>								
1.9 TDI	62	01/06→11/09	←	+PR 1BA / 1BB / 1BJ / 1BV / 1MG / 1MK / 1ML / 2MD / 2MF / 2MG / 2ML	2	24.5140-0514.3	331290	L= 520
1.9 TDI	63	04/03→11/09						
1.9 TDI	75	06/06→11/09	←	+PR OWL / 0WN / 0WM / 0WP / 0WQ	2	24.5140-0514.3	331290	L= 520
1.9 TDI	77	04/03→11/09						
2.0	85	11/03→08/15	←	+PR OWR	2	83.6113-0552.3	330864	L= 552
2.0 BiTDI	132	09/09→08/15						
2.0 BiTDI 4motion	132	09/09→08/15	←	+PR 1BH / 1BX / 1MR / 2MQ / 2MZ / 2MU / 2MT	2	83.6113-0552.3	330864	L= 552
2.0 TDI	62	09/09→08/15						
2.0 TDI	75	09/09→08/15	→	+PR 0E1 / 0E2 / 0WL / 0WN / 0WM / 0WP / 0WQ	2	24.5140-0194.3	331383	L= 190
2.0 TDI	100	05/10→08/15						
2.0 TDI	103	09/09→08/15	→	am Bremsattel; für Fahrzeuge mit Bremskraftregler	2	24.5140-0194.3	331383	L= 190
2.0 TDI 4motion	100	05/10→08/15						
2.0 TDI 4motion	103	09/09→08/15	→	□ / am Bremsattel; für Fahrzeuge ohne Bremskraftregler		24.5140-0240.3	330947	L= 240
2.5 TDI	96	04/03→11/09	→	□ / am Bremsattel; +PR OWR		24.5140-0240.3	330947	L= 240
2.5 TDI	120	11/03→11/09	→	□ / am Bremsattel; +PR OWR		24.5140-0241.3	330948	L= 240
2.5 TDI	128	04/03→11/09	→	□ / am Bremsattel; +PR OWR		24.5140-0241.3	330948	L= 240
2.5 TDI 4motion	96	07/04→11/09	→	□ / am Bremsattel; +PR OWR		24.5140-0241.3	330948	L= 240
2.5 TDI 4motion	128	07/04→11/09	→	□ / am Bremsattel; für Fahrzeuge ohne Bremskraftregler		24.5140-0241.3	330948	L= 240
3.2 V6	170	02/04→06/04	→					
3.2 V6	173	02/04→12/09	→					
3.2 V6 4motion	173	07/04→12/09	→	+PR OWR	2	24.5237-0250.3	330880	L= 250
			→		2	24.5237-0250.3	330880	L= 250
2.0 TDI	84	05/11→08/15	←	+PR 1BA / 1BB / 1BJ / 1BV / 1MG / 1MK / 1ML / 2MD / 2MF / 2MG / 2ML	2	24.5140-0514.3	331290	L= 520
2.0 TSI	110	07/12→08/15						
2.0 TSI	150	05/11→08/15	←	+PR 1BH / 1BX / 1MR / 2MQ / 2MZ / 2MU / 2MT	2	83.6113-0552.3	330864	L= 552
2.0 TSI 4motion	150	07/11→08/15						
			→		2	24.5140-0194.3	331383	L= 190
<b>VW - MULTIVAN T6 (SGF, SGM, SGN, SHM, SHN) 04/15→</b>								
<b>Bremssattel</b>								
2.0 TDI	62	04/15→	←	□; Felgenreöße [Zoll]: 17		24.3441-9933.5	241141	ATE - Halter
2.0 TDI	75	04/15→						
2.0 TDI	84	05/16→	←	□; Felgenreöße [Zoll]: 17		24.3441-9934.5	241142	ATE - Halter
2.0 TDI	103	04/15→	←	□; Felgenreöße [Zoll]: 16		24.3601-9947.5	240597	ATE - Halter
2.0 TDI	110	04/15→	←	□; Felgenreöße [Zoll]: 16		24.3601-9948.5	240598	ATE - Halter
2.0 TDI	132	04/15→	←	□; Felgenreöße [Zoll]: 16				
2.0 TDI	150	06/15→						
2.0 TDI 4motion	103	06/15→	→	□		24.3414-1711.5	240852	TRW - Halter
2.0 TDI 4motion	110	08/15→	→	□		24.3414-1712.5	240853	TRW - Halter
2.0 TDI 4motion	132	06/15→						
2.0 TDI 4motion	146	12/18→						
2.0 TDI 4motion	150	06/15→						
2.0 TSI	110	04/15→						
2.0 TSI	150	04/15→						
2.0 TSI 4motion	150	06/15→						

**VW - MULTIVAN T6 (SGF, SGM, SGN, SHM, SHN) 04/15→**

**Bremssattel**

2.0 TDI	81	07/19→	➡	☐	24.3414-1711.5	240852	TRW - Halter
			➡	☐	24.3414-1712.5	240853	TRW - Halter
2.0 TDI	146	11/18→	←	☐; Felgenreöße [Zoll]: 17; +PR 2E4	24.3441-9933.5	241141	ATE - Halter
			←	☐; Felgenreöße [Zoll]: 17; +PR 2E4	24.3441-9934.5	241142	ATE - Halter
			←	☐; Felgenreöße [Zoll]: 16; +PR 2E3	24.3601-9947.5	240597	ATE - Halter
			←	☐; Felgenreöße [Zoll]: 16; +PR 2E3	24.3601-9948.5	240598	ATE - Halter
			➡	☐	24.3414-1711.5	240852	TRW - Halter
			➡	☐	24.3414-1712.5	240853	TRW - Halter

**Feder, Bremssattel**

2.0 TDI	62	04/15→		Felgenreöße [Zoll]: 17	2	11.8116-0126.2	390608	ATE
2.0 TDI	75	04/15→		Felgenreöße [Zoll]: 16	2	11.8116-0237.1	390509	ATE
2.0 TDI	84	05/16→						
2.0 TDI	103	04/15→						
2.0 TDI	110	04/15→						
2.0 TDI	132	04/15→						
2.0 TDI	150	06/15→						
2.0 TDI 4motion	103	06/15→						
2.0 TDI 4motion	110	08/15→						
2.0 TDI 4motion	132	06/15→						
2.0 TDI 4motion	146	12/18→						
2.0 TDI 4motion	150	06/15→						
2.0 TSI	110	04/15→						
2.0 TSI	150	04/15→						
2.0 TSI 4motion	150	06/15→						
2.0 TDI	146	11/18→		Felgenreöße [Zoll]: 17; +PR 2E4	2	11.8116-0126.2	390608	ATE
				Felgenreöße [Zoll]: 16; +PR 2E3	2	11.8116-0237.1	390509	ATE

**Bremsschlauch**









2.0 TDI	62	04/15→	←	verstärkte Dämpfung; +PR 1BA / 1BB / 1BC / 1BJ / 1BL / 1BV / 2MD / 2MF / 2MG / 2MH / 2MK / 2ML	2	24.5140-0514.3	331290	L= 520
2.0 TDI	75	04/15→						
2.0 TDI	84	05/16→	←	normale Dämpfung; +PR 1BH / 1BX / 2MQ / 2MR / 2MT / 2MU	2	83.6113-0552.3	330864	L= 552
2.0 TDI	103	04/15→						
2.0 TDI	110	04/15→						
2.0 TDI	132	04/15→						
2.0 TDI	146	11/18→						
2.0 TDI	150	06/15→	➡		2	24.5237-0250.3	330880	L= 250
2.0 TDI 4motion	103	06/15→						
2.0 TDI 4motion	110	08/15→						
2.0 TDI 4motion	132	06/15→						
2.0 TDI 4motion	146	12/18→						
2.0 TDI 4motion	150	06/15→						
2.0 TSI	110	04/15→						
2.0 TSI	150	04/15→						
2.0 TSI 4motion	150	06/15→						
2.0 TDI	81	07/19→	←		2	24.5140-0514.3	331290	L= 520
					➡	am Bremssattel	2	24.5140-0194.3








**VW - NEW BEETLE (9C1, 1C1) 01/98→11/10**








**Bremssattel**








1.4	55	11/01→09/10	←	☐; → 05/10; +PR 1ZD / 1ZE	24.3541-8523.5	240551	ATE - Halter
1.9 TDI	74	02/01→09/10	←	☐; → 05/10; +PR 1ZD / 1ZE	24.3541-8524.5	240552	ATE - Halter
1.9 TDI	77	07/05→09/10	←	☐; → 05/10; +PR 1ZP / 1ZM	24.3541-9549.5	241023	ATE - Halter
			←	☐; → 05/10; +PR 1ZP / 1ZM	24.3541-9550.5	241024	ATE - Halter
			➡	☐; → 05/10; +PR 1KS / 1KV	24.3384-1729.5	240816	TRW - Halter
			➡	☐; → 05/10; +PR 1KS / 1KV	24.3384-1730.5	240817	TRW - Halter
1.6	74	10/99→09/00	←	☐; 11/99→; +PR 1ZD / 1ZE	24.3541-8523.5	240551	ATE - Halter
			←	☐; 11/99→; +PR 1ZD / 1ZE	24.3541-8524.5	240552	ATE - Halter
			←	☐; 11/99→; +PR 1ZP / 1ZM	24.3541-9549.5	241023	ATE - Halter
			←	☐; 11/99→; +PR 1ZP / 1ZM	24.3541-9550.5	241024	ATE - Halter
			➡	☐; 11/99→; → 9C-Y-607008; +PR 1KS / 1KV	24.3384-1723.5	240842	TRW - Halter
			➡	☐; 11/99→; → 9C-Y-607008; +PR 1KS / 1KV	24.3384-1724.5	240843	TRW - Halter
			➡	☐; 9C-Y-607009→; +PR 1KS / 1KV	24.3384-1729.5	240816	TRW - Halter
			➡	☐; 9C-Y-607009→; +PR 1KS / 1KV	24.3384-1730.5	240817	TRW - Halter





















	kW			 	! #		
<b>VW - NEW BEETLE (9C1, 1C1) 01/98→11/10</b>							
<b> Bremssattel</b>							
1.6 1.8 T 2.0 2.5	75 110 85 110	06/00→09/10 10/99→09/10 01/98→09/10 07/05→09/10	← ← ← ← → → → →	☐; → 05/10; +PR 1ZD / 1ZE ☐; → 05/10; +PR 1ZD / 1ZE ☐; → 05/10; +PR 1ZP / 1ZM ☐; → 05/10; +PR 1ZP / 1ZM ☐; → 9C-Y-607008; +PR 1KS / 1KV ☐; → 9C-Y-607008; +PR 1KS / 1KV ☐; 9C-Y-607009→; → 05/10; +PR 1KS / 1KV ☐; 9C-Y-607009→; → 05/10; +PR 1KS / 1KV		24.3541-8523.5 240551 24.3541-8524.5 240552 24.3541-9549.5 241023 24.3541-9550.5 241024 24.3384-1723.5 240842 24.3384-1724.5 240843 24.3384-1729.5 240816 24.3384-1730.5 240817	ATE - Halter ATE - Halter ATE - Halter ATE - Halter TRW - Halter TRW - Halter TRW - Halter TRW - Halter
1.8 T	132	11/01→06/05	← ← ← ← → → → →	☐; +PR 1ZD / 1ZE ☐; +PR 1ZD / 1ZE ☐; +PR 1ZP / 1ZM ☐; +PR 1ZP / 1ZM ☐; +PR 1KS / 1KV ☐; +PR 1KS / 1KV ☐; +PR 1KY ☐; +PR 1KY		24.3541-8523.5 240551 24.3541-8524.5 240552 24.3541-9549.5 241023 24.3541-9550.5 241024 24.3384-1729.5 240816 24.3384-1730.5 240817 24.3384-1745.5 240848 24.3384-1746.5 240849	ATE - Halter ATE - Halter ATE - Halter ATE - Halter TRW - Halter TRW - Halter TRW - Halter TRW - Halter
1.9 TDI	66	01/98→06/04	← ← ← ← → → → →	☐; → 02/01; +PR 1ZD / 1ZE ☐; → 02/01; +PR 1ZD / 1ZE ☐; → 02/01; +PR 1ZP / 1ZM ☐; → 02/01; +PR 1ZP / 1ZM ☐; → 9C-Y-607008; +PR 1KS / 1KV ☐; → 9C-Y-607008; +PR 1KS / 1KV ☐; 9C-Y-607009→; → 02/01; +PR 1KS / 1KV ☐; 9C-Y-607009→; → 02/01; +PR 1KS / 1KV		24.3541-8523.5 240551 24.3541-8524.5 240552 24.3541-9549.5 241023 24.3541-9550.5 241024 24.3384-1723.5 240842 24.3384-1724.5 240843 24.3384-1729.5 240816 24.3384-1730.5 240817	ATE - Halter ATE - Halter ATE - Halter ATE - Halter TRW - Halter TRW - Halter TRW - Halter TRW - Halter
2.3 V5	125	10/00→09/10	← ← → → → →	☐; → 12/05 ☐; → 12/05 ☐; → 05/05; +PR 1KS / 1KV ☐; → 05/05; +PR 1KS / 1KV ☐; → 05/05; +PR 1KY ☐; → 05/05; +PR 1KY		11.9541-9595.2 220501 11.9541-9596.2 220502 24.3384-1729.5 240816 24.3384-1730.5 240817 24.3384-1745.5 240848 24.3384-1746.5 240849	ATE - Halter ATE - Halter TRW - Halter TRW - Halter TRW - Halter TRW - Halter
3.2 RSI 4motion (1C9)	165	04/00→05/01	← ← → →	☐ ☐ ☐ ☐		11.9541-9595.2 220501 11.9541-9596.2 220502 24.3384-1745.5 240848 24.3384-1746.5 240849	ATE - Halter ATE - Halter TRW - Halter TRW - Halter
<b>Halter, Bremssattel</b>							
1.4 1.6 1.8 T 1.9 TDI 1.9 TDI 2.0 2.5	55 75 110 74 77 85 110	11/01→09/10 06/00→09/10 10/99→09/10 02/01→09/10 07/05→09/10 01/98→09/10 07/05→09/10	←	→ 05/10; +PR 1ZD / 1ZE	2	11.8170-0306.1 260102	ATE
1.6	74	10/99→09/00	←	11/99→; +PR 1ZD / 1ZE	2	11.8170-0306.1 260102	ATE
1.8 T	132	11/01→06/05	←	+PR 1ZD / 1ZE	2	11.8170-0306.1 260102	ATE
1.9 TDI	66	01/98→06/04	←	→ 02/01; +PR 1ZD / 1ZE	2	11.8170-0306.1 260102	ATE
2.3 V5	125	10/00→09/10	←	→ 12/05	2	11.0230-0451.1 260130	ATE
3.2 RSI 4motion (1C9)	165	04/00→05/01	←		2	11.0230-0451.1 260130	ATE
<b>Feder, Bremssattel</b>							
1.4 1.6 1.8 T 1.9 TDI 1.9 TDI 2.0 2.5	55 75 110 74 77 85 110	11/01→09/10 06/00→09/10 10/99→09/10 02/01→09/10 07/05→09/10 01/98→09/10 07/05→09/10		→ 05/10; +PR 1ZD / 1ZE	2	11.8116-0143.1 390513	ATE
↓							

	kW			 	! #		
<b>VW - NEW BEETLE (9C1, 1C1) 01/98→11/10</b>							
<b>Feder, Bremssattel</b>							
1.6	74	10/99→09/00		11/99→; +PR 1ZD / 1ZE	2	11.8116-0143.1 390513	ATE
1.8 T	132	11/01→06/05		+PR 1ZD / 1ZE	2	11.8116-0143.1 390513	ATE
1.9 TDI	66	01/98→06/04		→ 02/01; +PR 1ZD / 1ZE	2	11.8116-0143.1 390513	ATE
2.3 V5	125	10/00→09/10	←	→ 12/05	2	11.8116-0143.1 390513	ATE
3.2 RSI 4motion (1C9)	165	04/00→05/01	←		2	11.8116-0143.1 390513	ATE
<b>Führungshülsensatz, Bremssattel</b>							
1.4	55	11/01→09/10	←	→ 05/10; +PR 1ZP / 1ZM		11.0101-5409.2 260035	ATE
1.6	75	06/00→09/10					
1.8 T	110	10/99→09/10	←	→ 05/10; +PR 1ZD / 1ZE		11.0101-5409.2 260035	ATE
1.9 TDI	74	02/01→09/10					
1.9 TDI	77	07/05→09/10					
2.0	85	01/98→09/10					
2.5	110	07/05→09/10					
1.6	74	10/99→09/00	←	11/99→; +PR 1ZP / 1ZM		11.0101-5409.2 260035	ATE
			←	11/99→; +PR 1ZD / 1ZE		11.0101-5409.2 260035	ATE
1.8 T	132	11/01→06/05	←	+PR 1ZD / 1ZE		11.0101-5409.2 260035	ATE
			←	+PR 1ZP / 1ZM		11.0101-5409.2 260035	ATE
1.9 TDI	66	01/98→06/04	←	→ 02/01; +PR 1ZP / 1ZM		11.0101-5409.2 260035	ATE
			←	→ 02/01; +PR 1ZD / 1ZE		11.0101-5409.2 260035	ATE
2.3 V5	125	10/00→09/10	←	→ 12/05		11.0101-5409.2 260035	ATE
3.2 RSI 4motion (1C9)	165	04/00→05/01	←			11.0101-5409.2 260035	ATE
<b>Führungsbolzen, Bremssattel</b>							
1.4	55	11/01→09/10		→ 05/10; +PR 1ZD / 1ZE	2	11.8171-0008.1 990049	ATE
1.6	75	06/00→09/10					
1.8 T	110	10/99→09/10					
1.9 TDI	74	02/01→09/10					
1.9 TDI	77	07/05→09/10					
2.0	85	01/98→09/10					
2.5	110	07/05→09/10					
1.6	74	10/99→09/00		11/99→; +PR 1ZD / 1ZE	2	11.8171-0008.1 990049	ATE
1.8 T	132	11/01→06/05		+PR 1ZD / 1ZE	2	11.8171-0008.1 990049	ATE
1.9 TDI	66	01/98→06/04		→ 02/01; +PR 1ZD / 1ZE	2	11.8171-0008.1 990049	ATE
2.3 V5	125	10/00→09/10		→ 12/05	2	11.8171-0008.1 990049	ATE
3.2 RSI 4motion (1C9)	165	04/00→05/01			2	11.8171-0008.1 990049	ATE
<b>Dichtungssatz, Bremssattel</b>							
1.4	55	11/01→09/10		→ 05/10; +PR 1ZD / 1ZE		11.0441-5409.2 250031	ATE
1.6	75	06/00→09/10					
1.8 T	110	10/99→09/10					
1.9 TDI	74	02/01→09/10					
1.9 TDI	77	07/05→09/10					
2.0	85	01/98→09/10					
2.5	110	07/05→09/10					
1.6	74	10/99→09/00		11/99→; +PR 1ZD / 1ZE		11.0441-5409.2 250031	ATE
1.8 T	132	11/01→06/05		+PR 1ZD / 1ZE		11.0441-5409.2 250031	ATE
1.9 TDI	66	01/98→06/04		→ 02/01; +PR 1ZD / 1ZE		11.0441-5409.2 250031	ATE
2.3 V5	125	10/00→09/10		→ 12/05		11.0441-5409.2 250031	ATE
3.2 RSI 4motion (1C9)	165	04/00→05/01				11.0441-5409.2 250031	ATE
<b>Bremsschlauch</b>							
1.4	55	11/01→09/10	←	→ 05/10	2	24.5143-0439.3 331411	L= 439
1.6	75	06/00→09/10					
1.8 T	110	10/99→09/10	→	☐ / am Bremssattel; → 05/10		24.1253-0010.3 331066	L= 233 mit Rohrleitung
1.9 TDI	74	02/01→09/10	→	☐ / am Bremssattel; → 05/10		24.1253-0020.3 331067	L= 233 mit Rohrleitung
1.9 TDI	77	07/05→09/10					
2.0	85	01/98→09/10	→	→ 05/10	2	83.7858-0140.3 330837	L= 140
2.5	110	07/05→09/10					
1.6	74	10/99→09/00	←	11/99→	2	24.5143-0439.3 331411	L= 439
			→	☐ / am Bremssattel; 11/99→		24.1253-0010.3 331066	L= 233 mit Rohrleitung
			→	☐ / am Bremssattel; 11/99→		24.1253-0020.3 331067	L= 233 mit Rohrleitung
			→	11/99→	2	83.7858-0140.3 330837	L= 140
1.8 T	132	11/01→06/05	←		2	24.5143-0439.3 331411	L= 439
3.2 RSI 4motion (1C9)	165	04/00→05/01	→	☐ / am Bremssattel		24.1253-0010.3 331066	L= 233 mit Rohrleitung
			→	☐ / am Bremssattel		24.1253-0020.3 331067	L= 233 mit Rohrleitung
↓							









	kw			 	! #					
<b>VW - NEW BEETLE (9C1, 1C1) 01/98→11/10</b>										
<b>Bremsschlauch</b>										
1.8 T 3.2 RSI 4motion (1C9)	132 165	11/01→06/05 04/00→05/01	➔		2	83.7858-0140.3 330837	L= 140			
1.9 TDI	66	01/98→06/04	➔	→ 02/01	2	24.5143-0439.3 331411	L= 439			
			➔	☐ / am Bremssattel		24.1253-0010.3 331066	L= 233 mit Rohrleitung			
			➔	☐ / am Bremssattel		24.1253-0020.3 331067	L= 233 mit Rohrleitung			
			➔		2	83.7858-0140.3 330837	L= 140			
2.3 V5	125	10/00→09/10	➔	→ 05/05	2	24.5143-0439.3 331411	L= 439			
			➔	☐ / am Bremssattel; → 05/10		24.1253-0010.3 331066	L= 233 mit Rohrleitung			
			➔	☐ / am Bremssattel; → 05/10		24.1253-0020.3 331067	L= 233 mit Rohrleitung			
			➔	→ 05/10	2	83.7858-0140.3 330837	L= 140			
<b>VW - NEW BEETLE Cabriolet (1Y7) 09/02→12/11</b>										
<b>Bremssattel</b>										
1.4 1.6 1.9 TDI 2.5	55 75 77 110	01/03→09/10 01/03→09/10 07/05→09/10 07/05→09/10	➔	☐; → 05/10; +PR 1ZD / 1ZE		24.3541-8523.5 240551	ATE - Halter			
			➔	☐; → 05/10; +PR 1ZD / 1ZE		24.3541-8524.5 240552	ATE - Halter			
			➔	☐; → 05/10; +PR 1ZP / 1ZM		24.3541-9549.5 241023	ATE - Halter			
			➔	☐; → 05/10; +PR 1ZP / 1ZM		24.3541-9550.5 241024	ATE - Halter			
			➔	☐; → 05/10; +PR 1KS / 1KV		24.3384-1729.5 240816	TRW - Halter			
			➔	☐; → 05/10; +PR 1KS / 1KV		24.3384-1730.5 240817	TRW - Halter			
1.8 T	110	01/03→09/10	➔	☐; 12/03→ 05/10; +PR 1ZD / 1ZE		24.3541-8523.5 240551	ATE - Halter			
			➔	☐; 12/03→ 05/10; +PR 1ZD / 1ZE		24.3541-8524.5 240552	ATE - Halter			
			➔	☐; 12/03→ 05/10; +PR 1ZP / 1ZM		24.3541-9549.5 241023	ATE - Halter			
			➔	☐; 12/03→ 05/10; +PR 1ZP / 1ZM		24.3541-9550.5 241024	ATE - Halter			
			➔	☐; 12/03→ 05/10; +PR 1KS / 1KV		24.3384-1729.5 240816	TRW - Halter			
			➔	☐; 12/03→ 05/10; +PR 1KS / 1KV		24.3384-1730.5 240817	TRW - Halter			
1.9 TDI	74	06/03→09/10	➔	☐; 07/03→ 05/10; +PR 1ZD / 1ZE		24.3541-8523.5 240551	ATE - Halter			
			➔	☐; 07/03→ 05/10; +PR 1ZD / 1ZE		24.3541-8524.5 240552	ATE - Halter			
			➔	☐; 07/03→ 05/10; +PR 1ZP / 1ZM		24.3541-9549.5 241023	ATE - Halter			
			➔	☐; 07/03→ 05/10; +PR 1ZP / 1ZM		24.3541-9550.5 241024	ATE - Halter			
			➔	☐; 07/03→ 05/10; +PR 1KS / 1KV		24.3384-1729.5 240816	TRW - Halter			
			➔	☐; 07/03→ 05/10; +PR 1KS / 1KV		24.3384-1730.5 240817	TRW - Halter			
2.0	85	09/02→10/10	➔	☐; 01/03→ 05/10; +PR 1ZD / 1ZE		24.3541-8523.5 240551	ATE - Halter			
			➔	☐; 01/03→ 05/10; +PR 1ZD / 1ZE		24.3541-8524.5 240552	ATE - Halter			
			➔	☐; 01/03→ 05/10; +PR 1ZP / 1ZM		24.3541-9549.5 241023	ATE - Halter			
			➔	☐; 01/03→ 05/10; +PR 1ZP / 1ZM		24.3541-9550.5 241024	ATE - Halter			
			➔	☐; 01/03→ 05/10; +PR 1KS / 1KV		24.3384-1729.5 240816	TRW - Halter			
			➔	☐; 01/03→ 05/10; +PR 1KS / 1KV		24.3384-1730.5 240817	TRW - Halter			
<b>Halter, Bremssattel</b>										
1.4 1.6 1.9 TDI 2.5	55 75 77 110	01/03→09/10 01/03→09/10 07/05→09/10 07/05→09/10	➔	→ 05/10; +PR 1ZD / 1ZE	2	11.8170-0306.1 260102	ATE			
			1.8 T	110	01/03→09/10	➔	12/03→ 05/10; +PR 1ZD / 1ZE	2	11.8170-0306.1 260102	ATE
						1.9 TDI	74	06/03→09/10	➔	07/03→ 05/10; +PR 1ZD / 1ZE
			2.0	85	09/02→10/10				➔	01/03→ 05/10; +PR 1ZD / 1ZE
<b>Feder, Bremssattel</b>										
1.4 1.6 1.9 TDI 2.5	55 75 77 110	01/03→09/10 01/03→09/10 07/05→09/10 07/05→09/10		→ 05/10; +PR 1ZD / 1ZE	2	11.8116-0143.1 390513	ATE			
			1.8 T	110	01/03→09/10		12/03→ 05/10; +PR 1ZD / 1ZE	2	11.8116-0143.1 390513	ATE
						1.9 TDI	74	06/03→09/10		07/03→ 05/10; +PR 1ZD / 1ZE
			2.0	85	09/02→10/10					01/03→ 05/10; +PR 1ZD / 1ZE
<b>Führungshülzensatz, Bremssattel</b>										
1.4 1.6 1.9 TDI ↓	55 75 77	01/03→09/10 01/03→09/10 07/05→09/10	➔	→ 05/10; +PR 1ZP / 1ZM		11.0101-5409.2 260035	ATE			









	kw					! #		
<b>VW - NEW BEETLE Cabriolet (1Y7) 09/02→12/11</b>								
<b>Führungshülzensatz, Bremsattel</b>								
2.5	110	07/05→09/10	←	→ 05/10; +PR 1ZD / 1ZE			11.0101-5409.2 260035	ATE
1.8 T	110	01/03→09/10	←	12/03→ 05/10; +PR 1ZD / 1ZE			11.0101-5409.2 260035	ATE
			←	12/03→ 05/10; +PR 1ZP / 1ZM			11.0101-5409.2 260035	ATE
1.9 TDI	74	06/03→09/10	←	07/03→ 05/10; +PR 1ZP / 1ZM			11.0101-5409.2 260035	ATE
			←	07/03→ 05/10; +PR 1ZD / 1ZE			11.0101-5409.2 260035	ATE
2.0	85	09/02→10/10	←	01/03→ 05/10; +PR 1ZD / 1ZE			11.0101-5409.2 260035	ATE
			←	01/03→ 05/10; +PR 1ZP / 1ZM			11.0101-5409.2 260035	ATE
<b>Führungsbolzen, Bremsattel</b>								
1.4	55	01/03→09/10		→ 05/10; +PR 1ZD / 1ZE	2		11.8171-0008.1 990049	ATE
1.6	75	01/03→09/10						
1.9 TDI	77	07/05→09/10						
2.5	110	07/05→09/10						
1.8 T	110	01/03→09/10		12/03→ 05/10; +PR 1ZD / 1ZE	2		11.8171-0008.1 990049	ATE
1.9 TDI	74	06/03→09/10		07/03→ 05/10; +PR 1ZD / 1ZE	2		11.8171-0008.1 990049	ATE
2.0	85	09/02→10/10		01/03→ 05/10; +PR 1ZD / 1ZE	2		11.8171-0008.1 990049	ATE
<b>Dichtungssatz, Bremsattel</b>								
1.4	55	01/03→09/10		→ 05/10; +PR 1ZD / 1ZE			11.0441-5409.2 250031	ATE
1.6	75	01/03→09/10						
1.9 TDI	77	07/05→09/10						
2.5	110	07/05→09/10						
1.8 T	110	01/03→09/10		12/03→ 05/10; +PR 1ZD / 1ZE			11.0441-5409.2 250031	ATE
1.9 TDI	74	06/03→09/10		07/03→ 05/10; +PR 1ZD / 1ZE			11.0441-5409.2 250031	ATE
2.0	85	09/02→10/10		01/03→ 05/10; +PR 1ZD / 1ZE			11.0441-5409.2 250031	ATE
<b>Bremsschlauch</b>								
1.4	55	01/03→09/10	←	→ 05/10	2		24.5143-0439.3 331411	L= 439
1.6	75	01/03→09/10	→				24.1253-0010.3 331066	L= 233 mit Rohrleitung
1.9 TDI	77	07/05→09/10	→	□ / am Bremsattel; → 05/10			24.1253-0020.3 331067	L= 233 mit Rohrleitung
2.5	110	07/05→09/10	→	□ / am Bremsattel; → 05/10			24.1253-0020.3 331067	L= 233 mit Rohrleitung
			→	→ 05/10	2		83.7858-0140.3 330837	L= 140
1.8 T	110	01/03→09/10	←	12/03→ 05/10	2		24.5143-0439.3 331411	L= 439
			→	□ / am Bremsattel; 12/03→ 05/10			24.1253-0010.3 331066	L= 233 mit Rohrleitung
			→	□ / am Bremsattel; 12/03→ 05/10			24.1253-0020.3 331067	L= 233 mit Rohrleitung
			→	12/03→ 05/10	2		83.7858-0140.3 330837	L= 140
1.9 TDI	74	06/03→09/10	←	07/03→ 05/10	2		24.5143-0439.3 331411	L= 439
			→	□ / am Bremsattel; 07/03→ 05/10			24.1253-0010.3 331066	L= 233 mit Rohrleitung
			→	□ / am Bremsattel; 07/03→ 05/10			24.1253-0020.3 331067	L= 233 mit Rohrleitung
			→	07/03→ 05/10	2		83.7858-0140.3 330837	L= 140
2.0	85	09/02→10/10	←	01/03→ 05/10	2		24.5143-0439.3 331411	L= 439
			→	□ / am Bremsattel; 01/03→ 05/10			24.1253-0010.3 331066	L= 233 mit Rohrleitung
			→	□ / am Bremsattel; 01/03→ 05/10			24.1253-0020.3 331067	L= 233 mit Rohrleitung
			→	01/03→ 05/10	2		83.7858-0140.3 330837	L= 140
<b>VW - PASSAT ALLTRACK B7 (365) 01/12→12/14</b>								
<b>Bremssattel</b>								
1.8 TSI	112	01/12→12/14	←	□; +PR 1ZM / 1ZG			24.3541-9553.5 241025	ATE - Halter
1.8 TSI	118	01/12→12/14	←	□; +PR 1ZM / 1ZG			24.3541-9554.5 241026	ATE - Halter
2.0 TDI	103	01/12→12/14	←	□; +PR 1ZM / 1ZG			24.3541-9554.5 241026	ATE - Halter
2.0 TDI 4motion	103	01/12→12/14	←	□; +PR 1LA / 1LB			24.3601-1727.5 240786	TRW - Halter
2.0 TDI 4motion	125	01/12→12/14	←	□; +PR 1LA / 1LB			24.3601-1728.5 240787	TRW - Halter
2.0 TDI 4motion	130	01/13→12/14	←	□; +PR 1LA / 1LB			24.3601-1728.5 240787	TRW - Halter
2.0 TSI 4motion	155	01/12→12/14	→	□; +PR 1KW			24.6241-1709.5 240994	TRW + EMot / - Halter + FSB
			→	□; +PR 1KW			24.6241-1710.5 240995	TRW + EMot / - Halter + FSB
			→	□; +PR 2EA			24.6241-1711.5 240713	TRW + EMot / - Halter + FSB
			→	□; +PR 2EA			24.6241-1712.5 240714	TRW + EMot / - Halter + FSB
<b>Halter, Bremsattel</b>								
1.8 TSI	112	01/12→12/14	←	+PR 1ZM / 1ZG	2		11.0230-0131.1 260129	ATE
1.8 TSI	118	01/12→12/14						
2.0 TDI	103	01/12→12/14						
2.0 TDI 4motion	103	01/12→12/14						
2.0 TDI 4motion	125	01/12→12/14						
↓								

	kw			 	! #		
<b>VW - PASSAT ALLTRACK B7 (365) 01/12→12/14</b>							
<b>Halter, Bremssattel</b>							
2.0 TDI 4motion	130	01/13→12/14	←	+PR 1ZM / 1ZG	2	11.0230-0131.1	260129 ATE
2.0 TSI 4motion	155	01/12→12/14					
<b>Feder, Bremssattel</b>							
1.8 TSI	112	01/12→12/14		+PR 1ZM / 1ZG	2	11.8116-0351.1	390538 ATE
1.8 TSI	118	01/12→12/14					
2.0 TDI	103	01/12→12/14					
2.0 TDI 4motion	103	01/12→12/14					
2.0 TDI 4motion	125	01/12→12/14					
2.0 TDI 4motion	130	01/13→12/14					
2.0 TSI 4motion	155	01/12→12/14					
<b>Führungshülzensatz, Bremssattel</b>							
1.8 TSI	112	01/12→12/14	←	+PR 1ZM / 1ZG		11.0101-5409.2	260035 ATE
1.8 TSI	118	01/12→12/14					
2.0 TDI	103	01/12→12/14					
2.0 TDI 4motion	103	01/12→12/14					
2.0 TDI 4motion	125	01/12→12/14					
2.0 TDI 4motion	130	01/13→12/14					
2.0 TSI 4motion	155	01/12→12/14					
<b>Führungsbolzen, Bremssattel</b>							
1.8 TSI	112	01/12→12/14		+PR 1ZM / 1ZG	2	11.8171-0008.1	990049 ATE
1.8 TSI	118	01/12→12/14					
2.0 TDI	103	01/12→12/14					
2.0 TDI 4motion	103	01/12→12/14					
2.0 TDI 4motion	125	01/12→12/14					
2.0 TDI 4motion	130	01/13→12/14					
2.0 TSI 4motion	155	01/12→12/14					
<b> Bremsschlauch</b>							
1.8 TSI	112	01/12→12/14	→	+PR 1KW	2	24.5143-0257.3	331167 L= 257
1.8 TSI	118	01/12→12/14					
2.0 TDI	103	01/12→12/14	→	+PR 2EA	2	24.5204-0233.3	331430 L= 233
2.0 TDI 4motion	103	01/12→12/14					
2.0 TDI 4motion	125	01/12→12/14					
2.0 TDI 4motion	130	01/13→12/14					
2.0 TSI 4motion	155	01/12→12/14					
<b>VW - PASSAT ALLTRACK B8 Variant (3G5, CB5) 05/15→</b>							
<b> Bremssattel</b>							
1.4 TSI 4motion	110	05/15→	←	☐; +PR 1LA / 1LB		24.3601-1727.5	240786 TRW - Halter
2.0 TDI 4motion	110	05/15→11/17					
2.0 TDI 4motion	135	07/15→	←	☐; +PR 1LA / 1LB		24.3601-1728.5	240787 TRW - Halter
2.0 TDI 4motion	140	05/15→					
2.0 TDI 4motion	176	05/15→					
2.0 TSI 4motion	162	07/15→					
2.0 TSI 4motion	200	08/18→					
2.0 TSI 4motion	206	11/18→					
<b>VW - PASSAT B3/B4 (3A2, 35I) 02/88→12/97</b>							
<b> Bremssattel</b>							
1.6	74	10/94→08/96	←	☐		24.3541-1609.5	240039 TRW - Halter
			←	☐		24.3541-1610.5	240040 TRW - Halter
1.8	55	08/90→08/96	←	☐; 10/93→		24.3541-1609.5	240039 TRW - Halter
1.9 TD	55	03/91→08/96	←	☐; → 10/93		24.3541-1609.5	240039 TRW - Halter
			←	☐; → 10/93		24.3541-1610.5	240040 TRW - Halter
			←	☐; 10/93→		24.3541-1610.5	240040 TRW - Halter
1.8	66	02/88→08/96	←	☐; 10/93→		24.3541-1609.5	240039 TRW - Halter
			←	☐; 04/88→ 10/93		24.3541-1609.5	240039 TRW - Halter
			←	☐; 10/93→		24.3541-1610.5	240040 TRW - Halter
			←	☐; 04/88→ 10/93		24.3541-1610.5	240040 TRW - Halter
1.8 G60 Syncro	118	08/88→08/96	←	☐; → 10/93		24.3541-1731.5	240061 TRW - Halter
			←	☐; → 10/93		24.3541-1732.5	240062 TRW - Halter
			→	☐; → 31-P-080000		24.3384-1603.5	240015 TRW - Halter
			→	☐; → 31-P-080000		24.3384-1604.5	240016 TRW - Halter
			→	☐; 31-P-080001→; → 10/93		24.3384-1707.5	240171 TRW - Halter
			→	☐; 31-P-080001→; → 10/93		24.3384-1708.5	240172 TRW - Halter
1.9 TDI	66	10/93→08/96	←	☐		24.3541-1609.5	240039 TRW - Halter
↓							










	kw			 	! #			
<b>VW - PASSAT B3/B4 (3A2, 35I) 02/88—12/97</b>								
 <b>Bremssattel</b>								
1.9 TDI	66	10/93→08/96	←	☐		24.3541-1610.5	240040	TRW - Halter
			→	☐; 3A-T-000001→		24.3384-1707.5	240171	TRW - Halter
			→	☐; 3A-T-000001→		24.3384-1708.5	240172	TRW - Halter
1.9 TDI	81	03/96→08/96	←	☐		24.3541-1731.5	240061	TRW - Halter
			←	☐		24.3541-1732.5	240062	TRW - Halter
			→	☐		24.3384-1707.5	240171	TRW - Halter
			→	☐		24.3384-1708.5	240172	TRW - Halter
2.0	79	03/95→08/96	←	☐		24.3541-1609.5	240039	TRW - Halter
			←	☐		24.3541-1610.5	240040	TRW - Halter
			→	☐		24.3384-1707.5	240171	TRW - Halter
			→	☐		24.3384-1708.5	240172	TRW - Halter
2.0	85	02/90→08/96	←	☐; 10/93→		24.3541-1609.5	240039	TRW - Halter
			←	☐; 03/90→ 10/93		24.3541-1609.5	240039	TRW - Halter
			←	☐; 03/90→ 10/93		24.3541-1610.5	240040	TRW - Halter
			←	☐; 10/93→		24.3541-1610.5	240040	TRW - Halter
			→	☐; 03/90→; → 31-PE080000		24.3384-1603.5	240015	TRW - Halter
			→	☐; 03/90→; → 31-PB080000		24.3384-1603.5	240015	TRW - Halter
			→	☐; 03/90→; → 31-PB080000		24.3384-1604.5	240016	TRW - Halter
			→	☐; 03/90→; → 31-PE080000		24.3384-1604.5	240016	TRW - Halter
			→	☐; 31-PE080001→; → 10/93		24.3384-1707.5	240171	TRW - Halter
			→	☐; 31-PB080001→; → 10/93		24.3384-1707.5	240171	TRW - Halter
			→	☐; 10/93→		24.3384-1707.5	240171	TRW - Halter
			→	☐; 31-PE080001→; → 10/93		24.3384-1708.5	240172	TRW - Halter
			→	☐; 31-PB080001→; → 10/93		24.3384-1708.5	240172	TRW - Halter
			→	☐; 10/93→		24.3384-1708.5	240172	TRW - Halter
2.0 16V	110	01/94→08/96	←	☐		24.3541-8523.5	240551	ATE - Halter
			←	☐		24.3541-8524.5	240552	ATE - Halter
			→	☐		24.3384-1707.5	240171	TRW - Halter
			→	☐		24.3384-1708.5	240172	TRW - Halter
2.0 Syncro	85	10/90→08/96	←	☐; → 10/93		24.3541-1609.5	240039	TRW - Halter
			←	☐; 01/94→		24.3541-1609.5	240039	TRW - Halter
			←	☐; → 10/93		24.3541-1610.5	240040	TRW - Halter
			←	☐; 01/94→		24.3541-1610.5	240040	TRW - Halter
			→	☐; → 31-P-080000		24.3384-1603.5	240015	TRW - Halter
			→	☐; → 31-P-080000		24.3384-1604.5	240016	TRW - Halter
			→	☐; 31-P-080001→; → 10/93		24.3384-1707.5	240171	TRW - Halter
			→	☐; 01/94→		24.3384-1707.5	240171	TRW - Halter
			→	☐; 31-P-080001→; → 10/93		24.3384-1708.5	240172	TRW - Halter
2.8 VR6	128	06/91→08/96	←	☐; → 10/93		24.3541-1731.5	240061	TRW - Halter
			←	☐; → 10/93		24.3541-1732.5	240062	TRW - Halter
			←	☐; 10/93→		24.3541-8523.5	240551	ATE - Halter
			←	☐; 10/93→		24.3541-8524.5	240552	ATE - Halter
			→	☐; → 31-PE080000		24.3384-1603.5	240015	TRW - Halter
			→	☐; → 31-PB080000		24.3384-1603.5	240015	TRW - Halter
			→	☐; → 31-PB080000		24.3384-1604.5	240016	TRW - Halter
			→	☐; → 31-PE080000		24.3384-1604.5	240016	TRW - Halter
			→	☐; 31-PB080001→; → 10/93		24.3384-1707.5	240171	TRW - Halter
			→	☐; 31-PE080001→; → 10/93		24.3384-1707.5	240171	TRW - Halter
			→	☐; 10/93→		24.3384-1707.5	240171	TRW - Halter
			→	☐; 31-PB080001→; → 10/93		24.3384-1708.5	240172	TRW - Halter
→	☐; 10/93→		24.3384-1708.5	240172	TRW - Halter			
↓								


















	kw					! #		
<b>VW - PASSAT B3/B4 (3A2, 35I) 02/88→12/97</b>								
<b> Bremssattel</b>								
2.8 VR6	128	06/91→08/96	➡	☐; 31-PE080001→; → 10/93		24.3384-1708.5	240172	TRW - Halter
<b>Halter, Bremssattel</b>								
2.0 16V	110	01/94→08/96	←		2	11.8170-0306.1	260102	ATE
2.8 VR6	128	06/91→08/96	←	10/93→	2	11.8170-0306.1	260102	ATE
<b>Feder, Bremssattel</b>								
2.0 16V	110	01/94→08/96	←		2	11.8116-0143.1	390513	ATE
2.8 VR6	128	06/91→08/96	←	10/93→	2	11.8116-0143.1	390513	ATE
<b>Führungshülzensatz, Bremssattel</b>								
1.6	74	10/94→08/96	←			11.0101-5403.2	260010	TRW
1.8	55	08/90→08/96	←	→ 10/93		11.0101-5403.2	260010	TRW
1.9 TD	55	03/91→08/96	←	10/93→		11.0101-5403.2	260010	TRW
1.8	66	02/88→08/96	←	10/93→		11.0101-5403.2	260010	TRW
			←	04/88→ 10/93		11.0101-5403.2	260010	TRW
1.8 G60 Syncro	118	08/88→08/96	➡	31-P-080001→; → 10/93		11.0101-5403.2	260010	TRW
1.9 TDI	66	10/93→08/96	←			11.0101-5403.2	260010	TRW
			➡	3A-T-000001→		11.0101-5403.2	260010	TRW
1.9 TDI	81	03/96→08/96	➡			11.0101-5403.2	260010	TRW
2.0	79	03/95→08/96	←			11.0101-5403.2	260010	TRW
			➡			11.0101-5403.2	260010	TRW
2.0	85	02/90→08/96	←	03/90→ 10/93		11.0101-5403.2	260010	TRW
			←	10/93→		11.0101-5403.2	260010	TRW
			➡	31-PE080001→; → 10/93		11.0101-5403.2	260010	TRW
			➡	31-PB080001→; → 10/93		11.0101-5403.2	260010	TRW
2.0 16V	110	01/94→08/96	←			11.0101-5409.2	260035	ATE
			➡			11.0101-5403.2	260010	TRW
2.0 Syncro	85	10/90→08/96	←	01/94→		11.0101-5403.2	260010	TRW
			←	→ 10/93		11.0101-5403.2	260010	TRW
			➡	01/94→		11.0101-5403.2	260010	TRW
			➡	31-P-080001→; → 10/93		11.0101-5403.2	260010	TRW
2.8 VR6	128	06/91→08/96	←	10/93→		11.0101-5409.2	260035	ATE
			➡	10/93→		11.0101-5403.2	260010	TRW
			➡	31-PB080001→; → 10/93		11.0101-5403.2	260010	TRW
			➡	31-PE080001→; → 10/93		11.0101-5403.2	260010	TRW
<b>Führungsbolzen, Bremssattel</b>								
2.0 16V	110	01/94→08/96	←		2	11.8171-0008.1	990049	ATE
2.8 VR6	128	06/91→08/96	←	10/93→	2	11.8171-0008.1	990049	ATE
<b>Dichtungssatz, Bremssattel</b>								
2.0 16V	110	01/94→08/96	←			11.0441-5409.2	250031	ATE
2.8 VR6	128	06/91→08/96	←	10/93→		11.0441-5409.2	250031	ATE
<b>Zubehörsatz, Bremssattel</b>								
1.6	74	10/94→08/96	←			24.0101-4301.2	260047	TRW
1.9 TDI	66	10/93→08/96	←					
2.0	79	03/95→08/96	←					
1.8	55	08/90→08/96	←	→ 10/93		24.0101-4301.2	260047	TRW
			1.9 TD	55	03/91→08/96	←	10/93→	
1.8	66	02/88→08/96	←	10/93→		24.0101-4301.2	260047	TRW
			←	04/88→ 10/93		24.0101-4301.2	260047	TRW
1.8 G60 Syncro	118	08/88→08/96	➡	→ 31-P-080000		24.0101-3601.2	260044	TRW
			➡	31-P-080001→; → 10/93		24.0101-3601.2	260044	TRW
2.0	85	02/90→08/96	←	03/90→ 10/93		24.0101-4301.2	260047	TRW
↓								

	kw			 	! #		
<b>VW - PASSAT B3/B4 (3A2, 35I) 02/88→12/97</b>							
<b>Zubehörsatz, Bremssattel</b>							
2.0	85	02/90→08/96	←	10/93→		24.0101-4301.2 260047	TRW
			→	03/90→; → 31-PE080000		24.0101-3601.2 260044	TRW
			→	31-PB080001→; → 10/93		24.0101-3601.2 260044	TRW
			→	03/90→; → 31-PB080000		24.0101-3601.2 260044	TRW
			→	31-PE080001→; → 10/93		24.0101-3601.2 260044	TRW
2.0 Syncro	85	10/90→08/96	←	01/94→		24.0101-4301.2 260047	TRW
			←	→ 10/93		24.0101-4301.2 260047	TRW
			→	→ 31-P-080000		24.0101-3601.2 260044	TRW
			→	31-P-080001→; → 10/93		24.0101-3601.2 260044	TRW
2.8 VR6	128	06/91→08/96	→	→ 31-PE080000		24.0101-3601.2 260044	TRW
			→	→ 31-PB080000		24.0101-3601.2 260044	TRW
			→	31-PE080001→; → 10/93		24.0101-3601.2 260044	TRW
			→	31-PB080001→; → 10/93		24.0101-3601.2 260044	TRW
<b> Bremsschlauch</b>							
1.6	74	10/94→08/96	←		2	24.5237-0333.3 331425	L= 333
			→		2	24.5201-0164.3 331414	L= 164
1.8 1.9 TD	55 55	08/90→08/96 03/91→08/96	←	10/93→	2	24.5237-0333.3 331425	L= 333
			←	→ 10/93	2	24.5237-0333.3 331425	L= 333
			→	10/93→	2	24.5201-0164.3 331414	L= 164
			→	→ 10/93	2	24.5204-0180.3 331461	L= 180
			←	04/88→ 10/93	2	24.5237-0333.3 331425	L= 333
			←	10/93→	2	24.5237-0333.3 331425	L= 333
			→	10/93→	2	24.5201-0164.3 331414	L= 164
			→	04/88→ 10/93	2	24.5204-0180.3 331461	L= 180
			←	→ 10/93	2	24.5237-0333.3 331425	L= 333
1.8 G60 Syncro	118	08/88→08/96	→	am Bremssattel; → 10/93	2	24.5170-0161.3 331308	L= 161
			→	→ 10/93	2	24.5201-0164.3 331414	L= 164
			←	→ 10/93	2	24.5237-0333.3 331425	L= 333
1.9 TDI	66	10/93→08/96	←	am Bremssattel; 3A-T-000001→	2	24.5170-0161.3 331308	L= 161
			→	3A-T-000001→	2	24.5201-0164.3 331414	L= 164
			→	→ 3A-S-300000	2	24.5201-0164.3 331414	L= 164
			←		2	24.5237-0333.3 331425	L= 333
1.9 TDI 2.0	81 79	03/96→08/96 03/95→08/96	→	am Bremssattel	2	24.5170-0161.3 331308	L= 161
			→		2	24.5201-0164.3 331414	L= 164
2.0	85	02/90→08/96	←	10/93→	2	24.5237-0333.3 331425	L= 333
			←	03/90→ 10/93	2	24.5237-0333.3 331425	L= 333
			→	am Bremssattel; 10/93→	2	24.5170-0161.3 331308	L= 161
			→	am Bremssattel; 03/90→ 10/93	2	24.5170-0161.3 331308	L= 161
			→	10/93→	2	24.5201-0164.3 331414	L= 164
			→	03/90→ 10/93	2	24.5204-0180.3 331461	L= 180
2.0 16V	110	01/94→08/96	←		2	24.5147-0385.3 331427	L= 384
			→	am Bremssattel	2	24.5170-0161.3 331308	L= 161
			→		2	24.5201-0164.3 331414	L= 164
2.0 Syncro	85	10/90→08/96	←	01/94→	2	24.5237-0333.3 331425	L= 333
			←	→ 10/93	2	24.5237-0333.3 331425	L= 333
			→	am Bremssattel; 01/94→	2	24.5170-0161.3 331308	L= 161
			→	am Bremssattel; → 10/93	2	24.5170-0161.3 331308	L= 161
			→	→ 10/93	2	24.5201-0164.3 331414	L= 164
			→	01/94→	2	24.5201-0164.3 331414	L= 164
2.8 VR6	128	06/91→08/96	←	10/93→	2	24.5147-0385.3 331427	L= 384
			←	→ 10/93	2	24.5237-0333.3 331425	L= 333
			→	am Bremssattel; → 10/93	2	24.5170-0161.3 331308	L= 161
↓							











	kw			 	! #		
<b>VW - PASSAT B3/B4 (3A2, 35I) 02/88→12/97</b>							
<b> Bremsschlauch</b>							
2.8 VR6	128	06/91→08/96	➡	am Bremssattel; 10/93→	2	24.5170-0161.3 331308	L= 161
			➡	10/93→	2	24.5201-0164.3 331414	L= 164
			➡	→ 10/93	2	24.5204-0180.3 331461	L= 180
<b>VW - PASSAT B3/B4 Variant (3A5, 35I) 02/88→06/97</b>							
<b> Bremssattel</b>							
1.6	74	07/94→12/95	←	☐; 10/94→		24.3541-1609.5 240039	TRW - Halter
			←	☐; 10/94→		24.3541-1610.5 240040	TRW - Halter
1.8 1.9 TD	55 55	08/90→05/97 03/91→05/97	←	☐; → 10/93		24.3541-1609.5 240039	TRW - Halter
			←	☐; 10/93→ 12/96		24.3541-1609.5 240039	TRW - Halter
			←	☐; → 10/93		24.3541-1610.5 240040	TRW - Halter
			←	☐; 10/93→ 12/96		24.3541-1610.5 240040	TRW - Halter
1.8	66	02/88→05/97	←	☐; 10/93→ 12/96		24.3541-1609.5 240039	TRW - Halter
			←	☐; 04/88→ 10/93		24.3541-1609.5 240039	TRW - Halter
			←	☐; 04/88→ 10/93		24.3541-1610.5 240040	TRW - Halter
			←	☐; 10/93→ 12/96		24.3541-1610.5 240040	TRW - Halter
1.8 G60 Syncro	118	08/88→05/97	←	☐; → 10/93		24.3541-1731.5 240061	TRW - Halter
			←	☐; → 10/93		24.3541-1732.5 240062	TRW - Halter
			➡	☐; → 31-P-080000		24.3384-1603.5 240015	TRW - Halter
			➡	☐; → 31-P-080000		24.3384-1604.5 240016	TRW - Halter
			➡	☐; 31-P-080001→; → 10/93		24.3384-1707.5 240171	TRW - Halter
			➡	☐; 31-P-080001→; → 10/93		24.3384-1708.5 240172	TRW - Halter
1.9 TDI	66	10/93→05/97	←	☐; → 12/96		24.3541-1609.5 240039	TRW - Halter
			←	☐; → 12/96		24.3541-1610.5 240040	TRW - Halter
			➡	☐; 3A-T-000001→; → 12/96		24.3384-1707.5 240171	TRW - Halter
			➡	☐; 3A-T-000001→; → 12/96		24.3384-1708.5 240172	TRW - Halter
1.9 TDI	81	03/96→05/97	←	☐; → 12/96		24.3541-1731.5 240061	TRW - Halter
			←	☐; → 12/96		24.3541-1732.5 240062	TRW - Halter
			➡	☐; → 12/96		24.3384-1707.5 240171	TRW - Halter
			➡	☐; → 12/96		24.3384-1708.5 240172	TRW - Halter
2.0	79	03/95→08/96	←	☐		24.3541-1609.5 240039	TRW - Halter
			←	☐		24.3541-1610.5 240040	TRW - Halter
			➡	☐		24.3384-1707.5 240171	TRW - Halter
			➡	☐		24.3384-1708.5 240172	TRW - Halter
2.0	85	02/90→05/97	←	☐; 03/90→ 10/93		24.3541-1609.5 240039	TRW - Halter
			←	☐; 10/93→ 12/96		24.3541-1609.5 240039	TRW - Halter
			←	☐; 03/90→ 10/93		24.3541-1610.5 240040	TRW - Halter
			←	☐; 10/93→ 12/96		24.3541-1610.5 240040	TRW - Halter
			➡	☐; 03/90→; → 31-PB080000		24.3384-1603.5 240015	TRW - Halter
			➡	☐; 03/90→; → 31-PE080000		24.3384-1603.5 240015	TRW - Halter
			➡	☐; 03/90→; → 31-PB080000		24.3384-1604.5 240016	TRW - Halter
			➡	☐; 03/90→; → 31-PE080000		24.3384-1604.5 240016	TRW - Halter
			➡	☐; 31-PB080001→; → 10/93		24.3384-1707.5 240171	TRW - Halter
			➡	☐; 10/93→ 12/96		24.3384-1707.5 240171	TRW - Halter
			➡	☐; 31-PE080001→; → 10/93		24.3384-1707.5 240171	TRW - Halter
			➡	☐; 31-PE080001→; → 10/93		24.3384-1708.5 240172	TRW - Halter
			➡	☐; 31-PB080001→; → 10/93		24.3384-1708.5 240172	TRW - Halter
			➡	☐; 10/93→ 12/96		24.3384-1708.5 240172	TRW - Halter
2.0 16V	110	01/94→05/97	←	☐; → 12/96		24.3541-8523.5 240551	ATE - Halter
			←	☐; → 12/96		24.3541-8524.5 240552	ATE - Halter
			➡	☐; → 12/96		24.3384-1707.5 240171	TRW - Halter
			➡	☐; → 12/96		24.3384-1708.5 240172	TRW - Halter
2.0 Syncro ↓	85	03/90→12/96	←	☐; → 10/93		24.3541-1609.5 240039	TRW - Halter









	kw			 	! #			
<b>VW - PASSAT B3/B4 Variant (3A5, 35I) 02/88→06/97</b>								
<b> Bremssattel</b>								
2.0 Syncro	85	03/90→12/96	←	☐; 01/94→		24.3541-1609.5	240039	TRW - Halter
			←	☐; → 10/93		24.3541-1610.5	240040	TRW - Halter
			←	☐; 01/94→		24.3541-1610.5	240040	TRW - Halter
			→	☐; → 31-P-080000		24.3384-1603.5	240015	TRW - Halter
			→	☐; → 31-P-080000		24.3384-1604.5	240016	TRW - Halter
			→	☐; 31-P-080001→; → 10/93		24.3384-1707.5	240171	TRW - Halter
			→	☐; 01/94→		24.3384-1707.5	240171	TRW - Halter
			→	☐; 31-P-080001→; → 10/93		24.3384-1708.5	240172	TRW - Halter
			→	☐; 01/94→		24.3384-1708.5	240172	TRW - Halter
2.8 VR6	128	06/91→05/97	←	☐; → 10/93		24.3541-1731.5	240061	TRW - Halter
			←	☐; → 10/93		24.3541-1732.5	240062	TRW - Halter
			←	☐; 10/93→ 12/96		24.3541-8523.5	240551	ATE - Halter
			←	☐; 10/93→ 12/96		24.3541-8524.5	240552	ATE - Halter
			→	☐; → 31-PE080000		24.3384-1603.5	240015	TRW - Halter
			→	☐; → 31-PB080000		24.3384-1603.5	240015	TRW - Halter
			→	☐; → 31-PB080000		24.3384-1604.5	240016	TRW - Halter
			→	☐; → 31-PE080000		24.3384-1604.5	240016	TRW - Halter
			→	☐; 31-PB080001→; → 10/93		24.3384-1707.5	240171	TRW - Halter
			→	☐; 31-PE080001→; → 10/93		24.3384-1707.5	240171	TRW - Halter
			→	☐; 10/93→ 12/96		24.3384-1707.5	240171	TRW - Halter
			→	☐; 31-PE080001→; → 10/93		24.3384-1708.5	240172	TRW - Halter
			→	☐; 31-PB080001→; → 10/93		24.3384-1708.5	240172	TRW - Halter
			→	☐; 10/93→ 12/96		24.3384-1708.5	240172	TRW - Halter
2.9 VR6 Syncro	135	01/94→05/97	←	☐; 10/94→ 12/96		24.3541-8523.5	240551	ATE - Halter
			←	☐; 10/94→ 12/96		24.3541-8524.5	240552	ATE - Halter
			→	☐; 10/94→ 12/96		24.3384-1707.5	240171	TRW - Halter
			→	☐; 10/94→ 12/96		24.3384-1708.5	240172	TRW - Halter
<b>Halter, Bremssattel</b>								
2.0 16V	110	01/94→05/97	←	→ 12/96	2	11.8170-0306.1	260102	ATE
2.8 VR6	128	06/91→05/97	←	10/93→ 12/96	2	11.8170-0306.1	260102	ATE
2.9 VR6 Syncro	135	01/94→05/97	←	10/94→ 12/96	2	11.8170-0306.1	260102	ATE
<b>Feder, Bremssattel</b>								
2.0 16V	110	01/94→05/97	←	→ 12/96	2	11.8116-0143.1	390513	ATE
2.8 VR6	128	06/91→05/97	←	10/93→ 12/96	2	11.8116-0143.1	390513	ATE
2.9 VR6 Syncro	135	01/94→05/97	←	10/94→ 12/96	2	11.8116-0143.1	390513	ATE
<b>Führungshülzensatz, Bremssattel</b>								
1.6	74	07/94→12/95	←	10/94→		11.0101-5403.2	260010	TRW
1.8 1.9 TD	55	08/90→05/97 03/91→05/97	←	10/93→ 12/96		11.0101-5403.2	260010	TRW
			←	→ 10/93		11.0101-5403.2	260010	TRW
1.8	66	02/88→05/97	←	10/93→ 12/96		11.0101-5403.2	260010	TRW
			←	04/88→ 10/93		11.0101-5403.2	260010	TRW
1.8 G60 Syncro	118	08/88→05/97	→	31-P-080001→; → 10/93		11.0101-5403.2	260010	TRW
1.9 TDI	66	10/93→05/97	←	→ 12/96		11.0101-5403.2	260010	TRW
			→	3A-T-000001→; → 12/96		11.0101-5403.2	260010	TRW
1.9 TDI	81	03/96→05/97	→	→ 12/96		11.0101-5403.2	260010	TRW
2.0	79	03/95→08/96	←			11.0101-5403.2	260010	TRW
			→			11.0101-5403.2	260010	TRW
2.0	85	02/90→05/97	←	10/93→ 12/96		11.0101-5403.2	260010	TRW
			←	03/90→ 10/93		11.0101-5403.2	260010	TRW
			→	31-PB080001→; → 10/93		11.0101-5403.2	260010	TRW
			→	31-PE080001→; → 10/93		11.0101-5403.2	260010	TRW
↓								








	kw					! #		
<b>VW - PASSAT B3/B4 Variant (3A5, 35I) 02/88→06/97</b>								
<b>Führungshülzensatz, Bremssattel</b>								
2.0	85	02/90→05/97	➡	10/93→ 12/96			11.0101-5403.2 260010	TRW
2.0 16V	110	01/94→05/97	←	→ 12/96			11.0101-5409.2 260035	ATE
			➡	→ 12/96			11.0101-5403.2 260010	TRW
2.0 Syncro	85	03/90→12/96	←	01/94→			11.0101-5403.2 260010	TRW
			←	→ 10/93			11.0101-5403.2 260010	TRW
			➡	01/94→			11.0101-5403.2 260010	TRW
			➡	31-P-080001→; → 10/93			11.0101-5403.2 260010	TRW
2.8 VR6	128	06/91→05/97	←	10/93→ 12/96			11.0101-5409.2 260035	ATE
			➡	31-PB080001→; → 10/93			11.0101-5403.2 260010	TRW
			➡	10/93→ 12/96			11.0101-5403.2 260010	TRW
			➡	31-PE080001→; → 10/93			11.0101-5403.2 260010	TRW
2.9 VR6 Syncro	135	01/94→05/97	←	10/94→ 12/96			11.0101-5409.2 260035	ATE
			➡	10/94→ 12/96			11.0101-5403.2 260010	TRW
<b>Führungsbolzen, Bremssattel</b>								
2.0 16V	110	01/94→05/97	←	→ 12/96	2		11.8171-0008.1 990049	ATE
2.8 VR6	128	06/91→05/97	←	10/93→ 12/96	2		11.8171-0008.1 990049	ATE
2.9 VR6 Syncro	135	01/94→05/97	←	10/94→ 12/96	2		11.8171-0008.1 990049	ATE
<b>Dichtungssatz, Bremssattel</b>								
2.0 16V	110	01/94→05/97	←	→ 12/96			11.0441-5409.2 250031	ATE
2.8 VR6	128	06/91→05/97	←	10/93→ 12/96			11.0441-5409.2 250031	ATE
2.9 VR6 Syncro	135	01/94→05/97	←	10/94→ 12/96			11.0441-5409.2 250031	ATE
<b>Zubehörsatz, Bremssattel</b>								
1.6	74	07/94→12/95	←	10/94→			24.0101-4301.2 260047	TRW
1.8 1.9 TD	55 55	08/90→05/97 03/91→05/97	←	10/93→ 12/96			24.0101-4301.2 260047	TRW
			←	→ 10/93			24.0101-4301.2 260047	TRW
1.8	66	02/88→05/97	←	10/93→ 12/96			24.0101-4301.2 260047	TRW
			←	04/88→ 10/93			24.0101-4301.2 260047	TRW
1.8 G60 Syncro	118	08/88→05/97	➡	→ 31-P-080000			24.0101-3601.2 260044	TRW
			➡	31-P-080001→; → 10/93			24.0101-3601.2 260044	TRW
1.9 TDI	66	10/93→05/97	←	→ 12/96			24.0101-4301.2 260047	TRW
2.0	79	03/95→08/96	←				24.0101-4301.2 260047	TRW
2.0	85	02/90→05/97	←	10/93→ 12/96			24.0101-4301.2 260047	TRW
			←	03/90→ 10/93			24.0101-4301.2 260047	TRW
			➡	31-PB080001→; → 10/93			24.0101-3601.2 260044	TRW
			➡	03/90→; → 31-PB080000			24.0101-3601.2 260044	TRW
			➡	03/90→; → 31-PE080000			24.0101-3601.2 260044	TRW
			➡	31-PE080001→; → 10/93			24.0101-3601.2 260044	TRW
2.0 Syncro	85	03/90→12/96	←	01/94→			24.0101-4301.2 260047	TRW
			←	→ 10/93			24.0101-4301.2 260047	TRW
			➡	→ 31-P-080000			24.0101-3601.2 260044	TRW
			➡	31-P-080001→; → 10/93			24.0101-3601.2 260044	TRW
2.8 VR6	128	06/91→05/97	➡	→ 31-PE080000			24.0101-3601.2 260044	TRW
			➡	→ 31-PB080000			24.0101-3601.2 260044	TRW
			➡	31-PE080001→; → 10/93			24.0101-3601.2 260044	TRW
			➡	31-PB080001→; → 10/93			24.0101-3601.2 260044	TRW
<b>Bremsschlauch</b>								
1.6	74	07/94→12/95	←	10/94→	2		24.5237-0333.3 331425	L= 333
			➡	10/94→	2		24.5201-0164.3 331414	L= 164
1.8 1.9 TD	55 55	08/90→05/97 03/91→05/97	←	→ 10/93	2		24.5237-0333.3 331425	L= 333
			←	10/93→ 12/96	2		24.5237-0333.3 331425	L= 333
			➡	10/93→ 12/96	2		24.5201-0164.3 331414	L= 164
↓								








	kw			 	! #		
<b>VW - PASSAT B3/B4 Variant (3A5, 35I) 02/88→06/97</b>							
<b>Bremsschlauch</b>							
1.8	55	08/90→05/97	→	→ 10/93	2	24.5204-0180.3 331461	L= 180
1.9 TD	55	03/91→05/97	→				
1.8	66	02/88→05/97	←	04/88→ 10/93	2	24.5237-0333.3 331425	L= 333
			←	10/93→ 12/96	2	24.5237-0333.3 331425	L= 333
			→	10/93→ 12/96	2	24.5201-0164.3 331414	L= 164
			→	04/88→ 10/93	2	24.5204-0180.3 331461	L= 180
1.8 G60 Syncro	118	08/88→05/97	←	→ 10/93	2	24.5237-0333.3 331425	L= 333
			→	am Bremssattel; → 10/93	2	24.5170-0161.3 331308	L= 161
			→	→ 10/93	2	24.5201-0164.3 331414	L= 164
1.9 TDI	66	10/93→05/97	←	→ 12/96	2	24.5237-0333.3 331425	L= 333
			→	am Bremssattel; 3A-T-000001→; → 12/96	2	24.5170-0161.3 331308	L= 161
			→	3A-T-000001→; → 12/96	2	24.5201-0164.3 331414	L= 164
			→	→ 3A-S-300000	2	24.5201-0164.3 331414	L= 164
1.9 TDI	81	03/96→05/97	←	→ 12/96	2	24.5237-0333.3 331425	L= 333
			→	am Bremssattel; → 12/96	2	24.5170-0161.3 331308	L= 161
			→	→ 12/96	2	24.5201-0164.3 331414	L= 164
2.0	79	03/95→08/96	←		2	24.5237-0333.3 331425	L= 333
			→	am Bremssattel	2	24.5170-0161.3 331308	L= 161
			→		2	24.5201-0164.3 331414	L= 164
2.0	85	02/90→05/97	←	03/90→ 10/93	2	24.5237-0333.3 331425	L= 333
			←	10/93→ 12/96	2	24.5237-0333.3 331425	L= 333
			→	am Bremssattel; 10/93→ 12/96	2	24.5170-0161.3 331308	L= 161
			→	am Bremssattel; 03/90→ 10/93	2	24.5170-0161.3 331308	L= 161
			→	10/93→ 12/96	2	24.5201-0164.3 331414	L= 164
			→	03/90→ 10/93	2	24.5204-0180.3 331461	L= 180
2.0 16V	110	01/94→05/97	←	→ 12/96	2	24.5147-0385.3 331427	L= 384
			→	am Bremssattel; → 12/96	2	24.5170-0161.3 331308	L= 161
			→	→ 12/96	2	24.5201-0164.3 331414	L= 164
2.0 Syncro	85	03/90→12/96	←	01/94→	2	24.5237-0333.3 331425	L= 333
			←	→ 10/93	2	24.5237-0333.3 331425	L= 333
			→	am Bremssattel; 01/94→	2	24.5170-0161.3 331308	L= 161
			→	am Bremssattel; → 10/93	2	24.5170-0161.3 331308	L= 161
			→	→ 10/93	2	24.5201-0164.3 331414	L= 164
			→	01/94→	2	24.5201-0164.3 331414	L= 164
2.8 VR6	128	06/91→05/97	←	10/93→ 12/96	2	24.5147-0385.3 331427	L= 384
			←	→ 10/93	2	24.5237-0333.3 331425	L= 333
			→	am Bremssattel; 10/93→ 12/96	2	24.5170-0161.3 331308	L= 161
			→	am Bremssattel; → 10/93	2	24.5170-0161.3 331308	L= 161
			→	10/93→ 12/96	2	24.5201-0164.3 331414	L= 164
			→	→ 10/93	2	24.5204-0180.3 331461	L= 180
2.9 VR6 Syncro	135	01/94→05/97	←	10/94→ 12/96	2	24.5147-0385.3 331427	L= 384
			→	am Bremssattel; 10/94→ 12/96	2	24.5170-0161.3 331308	L= 161
			→	10/94→ 12/96	2	24.5201-0164.3 331414	L= 164
<b>VW - PASSAT B5.5 (3B3) 10/00→12/05</b>							
<b>Bremssattel</b>							
1.6 1.8 T 20V	75 110	11/00→05/05 11/00→05/05	←	☐; 3B-X-124108→; +PR 1LB / 1LE / 1ZC	24.3571-8521.5 240495	ATE - Halter	
			←	☐; → 3B-X-124107; +PR 1LB / 1LE / 1ZC	24.3571-8521.5 240495	ATE - Halter	
			←	☐; → 3B-X-124107; +PR 1LB / 1LE / 1ZC	24.3571-8522.5 240496	ATE - Halter	
			←	☐; 3B-X-124108→; +PR 1LB / 1LE / 1ZC	24.3571-8522.5 240496	ATE - Halter	
			→	☐; +PR 1KD / 1KE / 1KF / 1KW	24.3384-1731.5 240818	TRW - Halter	
↓							


















	kw			 	! #		
<b>VW - PASSAT B5.5 (3B3) 10/00→12/05</b>							
 <b>Bremssattel</b>							
1.6 1.8 T 20V	75 110	11/00→05/05 11/00→05/05	➡	☐; +PR 1KD / 1KE / 1KF / 1KW		24.3384-1732.5 240819	TRW - Halter
1.9 TDI 1.9 TDI	74 96	11/00→05/05 11/00→05/05	←	☐; +PR 1LB / 1LE / 1ZC		24.3571-8521.5 240495	ATE - Halter
			←	☐; +PR 1LB / 1LE / 1ZC		24.3571-8522.5 240496	ATE - Halter
			➡	☐; +PR 1KD / 1KE / 1KF / 1KW		24.3384-1731.5 240818	TRW - Halter
			➡	☐; +PR 1KD / 1KE / 1KF / 1KW		24.3384-1732.5 240819	TRW - Halter
1.9 TDI 4motion 2.0 4motion	96 85	11/00→05/05 11/00→05/05	←	☐; +PR 1LB / 1LE / 1ZC		24.3571-8521.5 240495	ATE - Halter
			←	☐; +PR 1LB / 1LE / 1ZC		24.3571-8522.5 240496	ATE - Halter
			➡	☐; +PR 1KD / 1KF		24.3384-1733.5 240820	TRW - Halter
			➡	☐; +PR 1KD / 1KF		24.3384-1734.5 240821	TRW - Halter
			➡	☐; +PR 1KE / 1KW		24.3437-1701.7 220761	TRW - Halter
			➡	☐; +PR 1KE / 1KW		24.3437-1702.7 220762	TRW - Halter
2.0	85	11/00→05/05	←	☐; +PR 1LB / 1LE / 1ZC		24.3571-8521.5 240495	ATE - Halter
			←	☐; +PR 1LB / 1LE / 1ZC		24.3571-8522.5 240496	ATE - Halter
2.0	96	11/01→05/05	←	☐; 05/02→; +PR 1LB / 1LE / 1ZC		24.3571-8521.5 240495	ATE - Halter
			←	☐; 05/02→; +PR 1LB / 1LE / 1ZC		24.3571-8522.5 240496	ATE - Halter
			➡	☐; 05/02→; +PR 1KD / 1KE / 1KF / 1KW		24.3384-1731.5 240818	TRW - Halter
			➡	☐; 05/02→; +PR 1KD / 1KE / 1KF / 1KW		24.3384-1732.5 240819	TRW - Halter
2.0 TDI	100	12/03→05/05	←	☐; +PR 1LT		11.9571-9835.2 220427	ATE - Halter
			←	☐; +PR 1LT		11.9571-9836.2 220428	ATE - Halter
			←	☐; +PR 1LB / 1LE / 1ZC		24.3571-8521.5 240495	ATE - Halter
			←	☐; +PR 1LB / 1LE / 1ZC		24.3571-8522.5 240496	ATE - Halter
			➡	☐; +PR 1KD / 1KE / 1KF / 1KW		24.3384-1731.5 240818	TRW - Halter
			➡	☐; +PR 1KD / 1KE / 1KF / 1KW		24.3384-1732.5 240819	TRW - Halter
2.3 V5 2.8 2.8	125 140 142	11/00→05/05 10/00→05/05 05/02→05/03	←	☐; +PR 1LT		11.9571-9835.2 220427	ATE - Halter
			←	☐; +PR 1LT		11.9571-9836.2 220428	ATE - Halter
			←	☐; → 3B-X-124107; +PR 1LB / 1LE / 1ZC		24.3571-8521.5 240495	ATE - Halter
			←	☐; → 3B-X-124107; +PR 1LB / 1LE / 1ZC		24.3571-8522.5 240496	ATE - Halter
			➡	☐; +PR 1KD / 1KE / 1KF / 1KW		24.3384-1731.5 240818	TRW - Halter
			➡	☐; +PR 1KD / 1KE / 1KF / 1KW		24.3384-1732.5 240819	TRW - Halter
2.3 V5 4motion 2.8 4motion	125 142	11/00→05/05 11/00→05/05	←	☐; +PR 1LT		11.9571-9835.2 220427	ATE - Halter
			←	☐; +PR 1LT		11.9571-9836.2 220428	ATE - Halter
			←	☐; → 3B-X-124107; +PR 1LB / 1LE / 1ZC		24.3571-8521.5 240495	ATE - Halter
			←	☐; → 3B-X-124107; +PR 1LB / 1LE / 1ZC		24.3571-8522.5 240496	ATE - Halter
			➡	☐; +PR 1KD / 1KF		24.3384-1733.5 240820	TRW - Halter
			➡	☐; +PR 1KD / 1KF		24.3384-1734.5 240821	TRW - Halter
			➡	☐; +PR 1KE / 1KW		24.3437-1701.7 220761	TRW - Halter
			➡	☐; +PR 1KE / 1KW		24.3437-1702.7 220762	TRW - Halter
2.5 TDI 2.5 TDI	110 120	11/00→05/05 05/03→05/05	←	☐; +PR 1LT		11.9571-9835.2 220427	ATE - Halter
			←	☐; +PR 1LT		11.9571-9836.2 220428	ATE - Halter
			➡	☐; +PR 1KD / 1KE / 1KF / 1KW		24.3384-1731.5 240818	TRW - Halter
			➡	☐; +PR 1KD / 1KE / 1KF / 1KW		24.3384-1732.5 240819	TRW - Halter
2.5 TDI 4motion 2.5 TDI 4motion	110 132	11/00→05/05 01/03→05/05	←	☐; +PR 1LT		11.9571-9835.2 220427	ATE - Halter
			←	☐; +PR 1LT		11.9571-9836.2 220428	ATE - Halter
			➡	☐; +PR 1KD / 1KF		24.3384-1733.5 240820	TRW - Halter
			➡	☐; +PR 1KD / 1KF		24.3384-1734.5 240821	TRW - Halter
			➡	☐; +PR 1KE / 1KW		24.3437-1701.7 220761	TRW - Halter
			➡	☐; +PR 1KE / 1KW		24.3437-1702.7 220762	TRW - Halter
4.0 W8 4motion	202	09/01→09/04	➡	☐; +PR 1KD / 1KF		24.3384-1733.5 240820	TRW - Halter
			➡	☐; +PR 1KD / 1KF		24.3384-1734.5 240821	TRW - Halter
			➡	☐; +PR 1KE / 1KW		24.3437-1701.7 220761	TRW - Halter
↓							

	kw			 	! #		
<b>VW - PASSAT B5.5 (3B3) 10/00→12/05</b>							
<b> Bremssattel</b>							
4.0 W8 4motion	202	09/01→09/04	➔	☐; +PR 1KE / 1KW		24.3437-1702.7	220762 TRW - Halter
<b>Halter, Bremssattel</b>							
1.6 1.8 T 20V	75 110	11/00→05/05 11/00→05/05	←	3B-X-124108→; +PR 1LB / 1LE / 1ZC	2	11.8170-0306.1	260102 ATE
1.9 TDI 1.9 TDI 1.9 TDI 4motion 2.0 2.0 4motion	74 96 96 85 85	11/00→05/05 11/00→05/05 11/00→05/05 11/00→05/05 11/00→05/05	←	+PR 1LB / 1LE / 1ZC	2	11.8170-0306.1	260102 ATE
2.0	96	11/01→05/05	←	05/02→; +PR 1LB / 1LE / 1ZC	2	11.8170-0306.1	260102 ATE
2.0 TDI	100	12/03→05/05	←	+PR 1LT	2	11.0230-0451.1	260130 ATE
			←	+PR 1LB / 1LE / 1ZC	2	11.8170-0306.1	260102 ATE
2.3 V5 2.3 V5 4motion 2.5 TDI 2.5 TDI 2.5 TDI 4motion 2.5 TDI 4motion 2.8 2.8 2.8 4motion	125 125 110 120 110 132 140 142 142	11/00→05/05 11/00→05/05 11/00→05/05 05/03→05/05 11/00→05/05 01/03→05/05 10/00→05/05 05/02→05/03 11/00→05/05	←	+PR 1LT	2	11.0230-0451.1	260130 ATE
<b>Feder, Bremssattel</b>							
1.6 1.8 T 20V	75 110	11/00→05/05 11/00→05/05	←	3B-X-124108→; +PR 1LB / 1LE / 1ZC	2	11.8116-0143.1	390513 ATE
			←	→ 3B-X-124107; +PR 1LB / 1LE / 1ZC	2	11.8116-0143.1	390513 ATE
1.9 TDI 1.9 TDI 1.9 TDI 4motion 2.0 2.0 4motion	74 96 96 85 85	11/00→05/05 11/00→05/05 11/00→05/05 11/00→05/05 11/00→05/05	←	+PR 1LB / 1LE / 1ZC	2	11.8116-0143.1	390513 ATE
2.0	96	11/01→05/05	←	05/02→; +PR 1LB / 1LE / 1ZC	2	11.8116-0143.1	390513 ATE
2.0 TDI	100	12/03→05/05	←	+PR 1LB / 1LE / 1ZC	2	11.8116-0143.1	390513 ATE
			←	+PR 1LT	2	11.8116-0143.1	390513 ATE
2.3 V5 2.3 V5 4motion 2.8 2.8 2.8 4motion	125 125 140 142 142	11/00→05/05 11/00→05/05 10/00→05/05 05/02→05/03 11/00→05/05	←	+PR 1LT	2	11.8116-0143.1	390513 ATE
			←	→ 3B-X-124107; +PR 1LB / 1LE / 1ZC	2	11.8116-0143.1	390513 ATE
2.5 TDI 2.5 TDI 2.5 TDI 4motion 2.5 TDI 4motion	110 120 110 132	11/00→05/05 05/03→05/05 11/00→05/05 01/03→05/05	←	+PR 1LT	2	11.8116-0143.1	390513 ATE
4.0 W8 4motion	202	09/01→09/04		+PR 1ZF / 1ZG	2	11.8116-0260.1	390597 ATE
<b>Führungshülzensatz, Bremssattel</b>							
1.6 1.8 T 20V	75 110	11/00→05/05 11/00→05/05	←	3B-X-124108→; +PR 1LB / 1LE / 1ZC		11.0101-5409.2	260035 ATE
			←	→ 3B-X-124107; +PR 1LB / 1LE / 1ZC		11.0101-5409.2	260035 ATE
1.9 TDI 1.9 TDI 1.9 TDI 4motion 2.0 2.0 4motion	74 96 96 85 85	11/00→05/05 11/00→05/05 11/00→05/05 11/00→05/05 11/00→05/05	←	+PR 1LB / 1LE / 1ZC		11.0101-5409.2	260035 ATE
2.0	96	11/01→05/05	←	05/02→; +PR 1LB / 1LE / 1ZC		11.0101-5409.2	260035 ATE
2.0 TDI	100	12/03→05/05	←	+PR 1LB / 1LE / 1ZC		11.0101-5409.2	260035 ATE
			←	+PR 1LT		11.0101-5409.2	260035 ATE
2.3 V5 2.3 V5 4motion 2.8 2.8 2.8 4motion	125 125 140 142 142	11/00→05/05 11/00→05/05 10/00→05/05 05/02→05/03 11/00→05/05	←	→ 3B-X-124107; +PR 1LB / 1LE / 1ZC		11.0101-5409.2	260035 ATE
			←	+PR 1LT		11.0101-5409.2	260035 ATE
2.5 TDI 2.5 TDI 2.5 TDI 4motion 2.5 TDI 4motion	110 120 110 132	11/00→05/05 05/03→05/05 11/00→05/05 01/03→05/05	←	+PR 1LT		11.0101-5409.2	260035 ATE
<b>Führungsbolzen, Bremssattel</b>							
1.6 1.8 T 20V	75 110	11/00→05/05 11/00→05/05	←	→ 3B-X-124107; +PR 1LB / 1LE / 1ZC	2	11.8171-0008.1	990049 ATE
			←	3B-X-124108→; +PR 1LB / 1LE / 1ZC	2	11.8171-0008.1	990049 ATE
1.9 TDI 1.9 TDI 1.9 TDI 4motion	74 96 96	11/00→05/05 11/00→05/05 11/00→05/05	←	+PR 1LB / 1LE / 1ZC	2	11.8171-0008.1	990049 ATE

































	kW			 	! #		
<b>VW - PASSAT B5.5 (3B3) 10/00→12/05</b>							
<b>Führungsbolzen, Bremsattel</b>							
2.0 2.0 4motion	85 85	11/00→05/05 11/00→05/05	←	+PR 1LB / 1LE / 1ZC	2	11.8171-0008.1 990049	ATE
2.0	96	11/01→05/05	←	05/02→; +PR 1LB / 1LE / 1ZC	2	11.8171-0008.1 990049	ATE
2.0 TDI	100	12/03→05/05	←	+PR 1LT	2	11.8171-0008.1 990049	ATE
			←	+PR 1LB / 1LE / 1ZC	2	11.8171-0008.1 990049	ATE
2.3 V5	125	11/00→05/05		+PR 1LT	2	11.8171-0008.1 990049	ATE
2.3 V5 4motion	125	11/00→05/05	←	→ 3B-X-124107; +PR 1LB / 1LE / 1ZC	2	11.8171-0008.1 990049	ATE
2.8	140	10/00→05/05					
2.8	142	05/02→05/03					
2.8 4motion	142	11/00→05/05					
2.5 TDI	110	11/00→05/05		+PR 1LT	2	11.8171-0008.1 990049	ATE
2.5 TDI	120	05/03→05/05					
2.5 TDI 4motion	110	11/00→05/05					
2.5 TDI 4motion	132	01/03→05/05					
4.0 W8 4motion	202	09/01→09/04		+PR 1ZF / 1ZG	2	11.8171-0008.1 990049	ATE
<b>Dichtungssatz, Bremsattel</b>							
1.6 1.8 T 20V	75 110	11/00→05/05 11/00→05/05	←	3B-X-124108→; +PR 1LB / 1LE / 1ZC		11.0441-5704.2 250034	ATE
			←	→ 3B-X-124107; +PR 1LB / 1LE / 1ZC		11.0441-5704.2 250034	ATE
1.9 TDI	74	11/00→05/05	←	+PR 1LB / 1LE / 1ZC		11.0441-5704.2 250034	ATE
1.9 TDI	96	11/00→05/05					
1.9 TDI 4motion	96	11/00→05/05					
2.0	85	11/00→05/05					
2.0 4motion	85	11/00→05/05					
2.0	96	11/01→05/05	←	05/02→; +PR 1LB / 1LE / 1ZC		11.0441-5704.2 250034	ATE
2.0 TDI	100	12/03→05/05	←	+PR 1LB / 1LE / 1ZC		11.0441-5704.2 250034	ATE
			←	+PR 1LT		11.0441-5704.2 250034	ATE
2.3 V5	125	11/00→05/05	←	→ 3B-X-124107; +PR 1LB / 1LE / 1ZC		11.0441-5704.2 250034	ATE
2.3 V5 4motion	125	11/00→05/05					
2.8	140	10/00→05/05	←	+PR 1LT		11.0441-5704.2 250034	ATE
2.8	142	05/02→05/03					
2.8 4motion	142	11/00→05/05					
2.5 TDI	110	11/00→05/05	←	+PR 1LT		11.0441-5704.2 250034	ATE
2.5 TDI	120	05/03→05/05					
2.5 TDI 4motion	110	11/00→05/05					
2.5 TDI 4motion	132	01/03→05/05					
<b>Bremsschlauch</b>							
1.6 1.8 T 20V	75 110	11/00→05/05 11/00→05/05	←		2	83.7813-0295.3 330799	L= 295
1.9 TDI	74	11/00→05/05	→	□ / am Bremsattel		24.1253-0030.3 331126	L= 184 mit Rohrleitung
1.9 TDI	96	11/00→05/05	→	□ / am Bremsattel		24.1253-0040.3 331127	L= 190 mit Rohrleitung
2.0	85	11/00→05/05	→				
2.0 TDI	100	12/03→05/05	→		2	24.5237-0183.3 331454	L= 182,4
2.3 V5	125	11/00→05/05	→	am Bremsattel	2	24.5243-0190.3 330678	L= 190
2.5 TDI	110	11/00→05/05					
2.5 TDI	120	05/03→05/05					
2.8	140	10/00→05/05					
2.8	142	05/02→05/03					
1.9 TDI 4motion	96	11/00→05/05	←		2	83.7813-0295.3 330799	L= 295
2.0 4motion	85	11/00→05/05	→		2	24.5243-0310.3 330755	L= 310
2.0	96	11/01→05/05	←	05/02→	2	83.7813-0295.3 330799	L= 295
			→	□ / am Bremsattel; 05/02→		24.1253-0030.3 331126	L= 184 mit Rohrleitung
			→	□ / am Bremsattel; 05/02→		24.1253-0040.3 331127	L= 190 mit Rohrleitung
			→	05/02→	2	24.5237-0183.3 331454	L= 182,4
			→	am Bremsattel; 05/02→	2	24.5243-0190.3 330678	L= 190
2.3 V5 4motion	125	11/00→05/05	←		2	83.7813-0295.3 330799	L= 295
2.5 TDI 4motion	110	11/00→05/05	→		2	24.5142-0290.3 330950	L= 290
2.5 TDI 4motion	132	01/03→05/05					
2.8 4motion	142	11/00→05/05					
4.0 W8 4motion	202	09/01→09/04	←		2	24.5237-0360.3 331212	L= 360
<b>VW - PASSAT B5.5 Variant (3B6) 09/00→08/05</b>							
<b>Bremssattel</b>							
1.6 1.8 T 20V	75 110	11/00→05/05 11/00→05/05	←	□; → 3B-X-124107; +PR 1LB / 1LE / 1ZC		24.3571-8521.5 240495	ATE - Halter
			←	□; 3B-X-124108→; +PR 1LB / 1LE / 1ZC		24.3571-8521.5 240495	ATE - Halter
			←	□; → 3B-X-124107; +PR 1LB / 1LE / 1ZC		24.3571-8522.5 240496	ATE - Halter
↓							









	kw				! #			
<b>VW - PASSAT B5.5 Variant (3B6) 09/00→08/05</b>								
<b> Bremssattel</b>								
1.6 1.8 T 20V	75 110	11/00→05/05 11/00→05/05	←	☐; 3B-X-124108→; +PR 1LB / 1LE / 1ZC		24.3571-8522.5	240496	ATE - Halter
			→	☐; +PR 1KD / 1KE / 1KF / 1KW		24.3384-1731.5	240818	TRW - Halter
			→	☐; +PR 1KD / 1KE / 1KF / 1KW		24.3384-1732.5	240819	TRW - Halter
1.8 T	125	05/02→08/05	←	☐; 3B-X-124108→; → 06/05; +PR 1LB / 1LE / 1ZC		24.3571-8521.5	240495	ATE - Halter
			←	☐; → 3B-X-124107; +PR 1LB / 1LE / 1ZC		24.3571-8521.5	240495	ATE - Halter
			←	☐; → 3B-X-124107; +PR 1LB / 1LE / 1ZC		24.3571-8522.5	240496	ATE - Halter
			←	☐; 3B-X-124108→; → 06/05; +PR 1LB / 1LE / 1ZC		24.3571-8522.5	240496	ATE - Halter
			→	☐; → 06/05; +PR 1KD / 1KE / 1KF / 1KW		24.3384-1731.5	240818	TRW - Halter
			→	☐; → 06/05; +PR 1KD / 1KE / 1KF / 1KW		24.3384-1732.5	240819	TRW - Halter
1.9 TDI 1.9 TDI	74 96	11/00→05/05 11/00→05/05	←	☐; +PR 1LB / 1LE / 1ZC		24.3571-8521.5	240495	ATE - Halter
			←	☐; +PR 1LB / 1LE / 1ZC		24.3571-8522.5	240496	ATE - Halter
			→	☐; +PR 1KD / 1KE / 1KF / 1KW		24.3384-1731.5	240818	TRW - Halter
			→	☐; +PR 1KD / 1KE / 1KF / 1KW		24.3384-1732.5	240819	TRW - Halter
1.9 TDI 4motion 2.0 4motion	96 85	11/00→05/05 11/00→05/05	←	☐; +PR 1LB / 1LE / 1ZC		24.3571-8521.5	240495	ATE - Halter
			←	☐; +PR 1LB / 1LE / 1ZC		24.3571-8522.5	240496	ATE - Halter
			→	☐; +PR 1KD / 1KF		24.3384-1733.5	240820	TRW - Halter
			→	☐; +PR 1KD / 1KF		24.3384-1734.5	240821	TRW - Halter
			→	☐; +PR 1KE / 1KW		24.3437-1701.7	220761	TRW - Halter
			→	☐; +PR 1KE / 1KW		24.3437-1702.7	220762	TRW - Halter
2.0	85	11/00→05/05	←	☐; +PR 1LB / 1LE / 1ZC		24.3571-8521.5	240495	ATE - Halter
			←	☐; +PR 1LB / 1LE / 1ZC		24.3571-8522.5	240496	ATE - Halter
2.0	96	11/01→05/05	←	☐; 05/02→; +PR 1LB / 1LE / 1ZC		24.3571-8521.5	240495	ATE - Halter
			←	☐; 05/02→; +PR 1LB / 1LE / 1ZC		24.3571-8522.5	240496	ATE - Halter
			→	☐; 05/02→; +PR 1KD / 1KE / 1KF / 1KW		24.3384-1731.5	240818	TRW - Halter
			→	☐; 05/02→; +PR 1KD / 1KE / 1KF / 1KW		24.3384-1732.5	240819	TRW - Halter
2.0 TDI	100	12/03→05/05	←	☐; +PR 1LT		11.9571-9835.2	220427	ATE - Halter
			←	☐; +PR 1LT		11.9571-9836.2	220428	ATE - Halter
			←	☐; +PR 1LB / 1LE / 1ZC		24.3571-8521.5	240495	ATE - Halter
			←	☐; +PR 1LB / 1LE / 1ZC		24.3571-8522.5	240496	ATE - Halter
			→	☐; +PR 1KD / 1KE / 1KF / 1KW		24.3384-1731.5	240818	TRW - Halter
			→	☐; +PR 1KD / 1KE / 1KF / 1KW		24.3384-1732.5	240819	TRW - Halter
2.3 VR5	125	11/00→05/05	←	☐; +PR 1LT		11.9571-9835.2	220427	ATE - Halter
			←	☐; +PR 1LT		11.9571-9836.2	220428	ATE - Halter
			←	☐; → 3B-X-124107; +PR 1LB / 1LE / 1ZC		24.3571-8521.5	240495	ATE - Halter
			←	☐; → 3B-X-124107; +PR 1LB / 1LE / 1ZC		24.3571-8522.5	240496	ATE - Halter
			→	☐; +PR 1KD / 1KE / 1KF / 1KW		24.3384-1731.5	240818	TRW - Halter
			→	☐; +PR 1KD / 1KE / 1KF / 1KW		24.3384-1732.5	240819	TRW - Halter
2.3 VR5 4motion 2.8 4motion	125 142	11/00→05/05 11/00→05/05	←	☐; +PR 1LT		11.9571-9835.2	220427	ATE - Halter
			←	☐; +PR 1LT		11.9571-9836.2	220428	ATE - Halter
			←	☐; → 3B-X-124107; +PR 1LB / 1LE / 1ZC		24.3571-8521.5	240495	ATE - Halter
			←	☐; → 3B-X-124107; +PR 1LB / 1LE / 1ZC		24.3571-8522.5	240496	ATE - Halter
			→	☐; +PR 1KD / 1KF		24.3384-1733.5	240820	TRW - Halter
			→	☐; +PR 1KD / 1KF		24.3384-1734.5	240821	TRW - Halter
			→	☐; +PR 1KE / 1KW		24.3437-1701.7	220761	TRW - Halter
			→	☐; +PR 1KE / 1KW		24.3437-1702.7	220762	TRW - Halter
2.5 TDI 2.5 TDI	110 120	11/00→05/05 05/03→05/05	←	☐; +PR 1LT		11.9571-9835.2	220427	ATE - Halter
			←	☐; +PR 1LT		11.9571-9836.2	220428	ATE - Halter
↓								








	kw			 	! #		
<b>VW - PASSAT B5.5 Variant (3B6) 09/00→08/05</b>							
<b> Bremssattel</b>							
2.5 TDI 2.5 TDI	110 120	11/00→05/05 05/03→05/05	➡	☐; +PR 1KD / 1KE / 1KF / 1KW		24.3384-1731.5 240818	TRW - Halter
			➡	☐; +PR 1KD / 1KE / 1KF / 1KW		24.3384-1732.5 240819	TRW - Halter
2.5 TDI 4motion 2.5 TDI 4motion	110 132	11/00→05/05 01/03→05/05	⬅	☐; +PR 1LT		11.9571-9835.2 220427	ATE - Halter
			⬅	☐; +PR 1LT		11.9571-9836.2 220428	ATE - Halter
			➡	☐; +PR 1KD / 1KF		24.3384-1733.5 240820	TRW - Halter
			➡	☐; +PR 1KD / 1KF		24.3384-1734.5 240821	TRW - Halter
			➡	☐; +PR 1KE / 1KW		24.3437-1701.7 220761	TRW - Halter
			➡	☐; +PR 1KE / 1KW		24.3437-1702.7 220762	TRW - Halter
2.8	142	10/00→08/05	⬅	☐; → 06/05; +PR 1LT		11.9571-9835.2 220427	ATE - Halter
			⬅	☐; → 06/05; +PR 1LT		11.9571-9836.2 220428	ATE - Halter
			⬅	☐; → 3B-X-124107; +PR 1LB / 1LE / 1ZC		24.3571-8521.5 240495	ATE - Halter
			⬅	☐; → 3B-X-124107; +PR 1LB / 1LE / 1ZC		24.3571-8522.5 240496	ATE - Halter
			➡	☐; → 06/05; +PR 1KD / 1KE / 1KF / 1KW		24.3384-1731.5 240818	TRW - Halter
			➡	☐; → 06/05; +PR 1KD / 1KE / 1KF / 1KW		24.3384-1732.5 240819	TRW - Halter
4.0 W8 4motion	202	09/01→09/04	➡	☐; +PR 1KD / 1KF		24.3384-1733.5 240820	TRW - Halter
			➡	☐; +PR 1KD / 1KF		24.3384-1734.5 240821	TRW - Halter
			➡	☐; +PR 1KE / 1KW		24.3437-1701.7 220761	TRW - Halter
			➡	☐; +PR 1KE / 1KW		24.3437-1702.7 220762	TRW - Halter
<b>Halter, Bremssattel</b>							
1.6 1.8 T 20V	75 110	11/00→05/05 11/00→05/05	⬅	3B-X-124108→; +PR 1LB / 1LE / 1ZC	2	11.8170-0306.1 260102	ATE
1.8 T	125	05/02→08/05	⬅	3B-X-124108→; → 06/05; +PR 1LB / 1LE / 1ZC	2	11.8170-0306.1 260102	ATE
1.9 TDI 1.9 TDI 1.9 TDI 4motion 2.0 2.0 4motion 2.0	74 96 96 85 85 96	11/00→05/05 11/00→05/05 11/00→05/05 11/00→05/05 11/00→05/05 11/01→05/05	⬅	+PR 1LB / 1LE / 1ZC	2	11.8170-0306.1 260102	ATE
2.0 TDI	100	12/03→05/05	⬅	+PR 1LT	2	11.0230-0451.1 260130	ATE
			⬅	+PR 1LB / 1LE / 1ZC	2	11.8170-0306.1 260102	ATE
2.3 VR5 2.3 VR5 4motion 2.5 TDI 2.5 TDI 2.5 TDI 4motion 2.5 TDI 4motion 2.8 4motion 2.8	125 125 110 120 110 132 142 142	11/00→05/05 11/00→05/05 11/00→05/05 05/03→05/05 11/00→05/05 01/03→05/05 11/00→05/05 10/00→08/05	⬅	+PR 1LT	2	11.0230-0451.1 260130	ATE
			⬅	→ 06/05; +PR 1LT	2	11.0230-0451.1 260130	ATE
<b>Feder, Bremssattel</b>							
1.6 1.8 T 20V	75 110	11/00→05/05 11/00→05/05	⬅	→ 3B-X-124107; +PR 1LB / 1LE / 1ZC	2	11.8116-0143.1 390513	ATE
			⬅	3B-X-124108→; +PR 1LB / 1LE / 1ZC	2	11.8116-0143.1 390513	ATE
1.8 T	125	05/02→08/05	⬅	3B-X-124108→; → 06/05; +PR 1LB / 1LE / 1ZC	2	11.8116-0143.1 390513	ATE
			⬅	→ 3B-X-124107; +PR 1LB / 1LE / 1ZC	2	11.8116-0143.1 390513	ATE
1.9 TDI 1.9 TDI 1.9 TDI 4motion 2.0 2.0 4motion 2.0	74 96 96 85 85 96	11/00→05/05 11/00→05/05 11/00→05/05 11/00→05/05 11/00→05/05 11/01→05/05	⬅	+PR 1LB / 1LE / 1ZC	2	11.8116-0143.1 390513	ATE
2.0 TDI	100	12/03→05/05	⬅	+PR 1LB / 1LE / 1ZC	2	11.8116-0143.1 390513	ATE
			⬅	+PR 1LT	2	11.8116-0143.1 390513	ATE
2.3 VR5 2.3 VR5 4motion 2.8 4motion	125 125 142	11/00→05/05 11/00→05/05 11/00→05/05	⬅	+PR 1LT	2	11.8116-0143.1 390513	ATE
			⬅	→ 3B-X-124107; +PR 1LB / 1LE / 1ZC	2	11.8116-0143.1 390513	ATE
2.5 TDI 2.5 TDI 2.5 TDI 4motion 2.5 TDI 4motion	110 120 110 132	11/00→05/05 05/03→05/05 11/00→05/05 01/03→05/05	⬅	+PR 1LT	2	11.8116-0143.1 390513	ATE
↓							








	kw			 	! #		
<b>VW - PASSAT B5.5 Variant (3B6) 09/00→08/05</b>							
<b>Feder, Bremssattel</b>							
2.8	142	10/00→08/05	←	→ 06/05; +PR 1LT	2	11.8116-0143.1 390513	ATE
			←	→ 3B-X-124107; +PR 1LB / 1LE / 1ZC	2	11.8116-0143.1 390513	ATE
4.0 W8 4motion	202	09/01→09/04		+PR 1ZF / 1ZG	2	11.8116-0260.1 390597	ATE
<b>Führungshülzensatz, Bremssattel</b>							
1.6	75	11/00→05/05	←	→ 3B-X-124107; +PR 1LB / 1LE / 1ZC		11.0101-5409.2 260035	ATE
1.8 T 20V	110	11/00→05/05	←	3B-X-124108→; +PR 1LB / 1LE / 1ZC		11.0101-5409.2 260035	ATE
1.8 T	125	05/02→08/05	←	→ 3B-X-124107; +PR 1LB / 1LE / 1ZC		11.0101-5409.2 260035	ATE
			←	3B-X-124108→; → 06/05; +PR 1LB / 1LE / 1ZC		11.0101-5409.2 260035	ATE
1.9 TDI	74	11/00→05/05	←	+PR 1LB / 1LE / 1ZC		11.0101-5409.2 260035	ATE
1.9 TDI	96	11/00→05/05					
1.9 TDI 4motion	96	11/00→05/05					
2.0	85	11/00→05/05					
2.0 4motion	85	11/00→05/05					
2.0	96	11/01→05/05	←	05/02→; +PR 1LB / 1LE / 1ZC		11.0101-5409.2 260035	ATE
2.0 TDI	100	12/03→05/05	←	+PR 1LB / 1LE / 1ZC		11.0101-5409.2 260035	ATE
			←	+PR 1LT		11.0101-5409.2 260035	ATE
2.3 VR5	125	11/00→05/05	←	→ 3B-X-124107; +PR 1LB / 1LE / 1ZC		11.0101-5409.2 260035	ATE
2.3 VR5 4motion	125	11/00→05/05					
2.8 4motion	142	11/00→05/05	←	+PR 1LT		11.0101-5409.2 260035	ATE
2.5 TDI	110	11/00→05/05	←	+PR 1LT		11.0101-5409.2 260035	ATE
2.5 TDI	120	05/03→05/05					
2.5 TDI 4motion	110	11/00→05/05					
2.5 TDI 4motion	132	01/03→05/05					
2.8	142	10/00→08/05	←	→ 3B-X-124107; +PR 1LB / 1LE / 1ZC		11.0101-5409.2 260035	ATE
			←	→ 06/05; +PR 1LT		11.0101-5409.2 260035	ATE
<b>Führungsbolzen, Bremssattel</b>							
1.6	75	11/00→05/05	←	→ 3B-X-124107; +PR 1LB / 1LE / 1ZC	2	11.8171-0008.1 990049	ATE
1.8 T 20V	110	11/00→05/05	←	3B-X-124108→; +PR 1LB / 1LE / 1ZC	2	11.8171-0008.1 990049	ATE
1.8 T	125	05/02→08/05	←	3B-X-124108→; → 06/05; +PR 1LB / 1LE / 1ZC	2	11.8171-0008.1 990049	ATE
			←	→ 3B-X-124107; +PR 1LB / 1LE / 1ZC	2	11.8171-0008.1 990049	ATE
1.9 TDI	74	11/00→05/05	←	+PR 1LB / 1LE / 1ZC	2	11.8171-0008.1 990049	ATE
1.9 TDI	96	11/00→05/05					
1.9 TDI 4motion	96	11/00→05/05					
2.0	85	11/00→05/05					
2.0 4motion	85	11/00→05/05					
2.0	96	11/01→05/05	←	05/02→; +PR 1LB / 1LE / 1ZC	2	11.8171-0008.1 990049	ATE
2.0 TDI	100	12/03→05/05		+PR 1LT	2	11.8171-0008.1 990049	ATE
			←	+PR 1LB / 1LE / 1ZC	2	11.8171-0008.1 990049	ATE
2.3 VR5	125	11/00→05/05		+PR 1LT	2	11.8171-0008.1 990049	ATE
2.3 VR5 4motion	125	11/00→05/05					
2.8 4motion	142	11/00→05/05	←	→ 3B-X-124107; +PR 1LB / 1LE / 1ZC	2	11.8171-0008.1 990049	ATE
2.5 TDI	110	11/00→05/05		+PR 1LT	2	11.8171-0008.1 990049	ATE
2.5 TDI	120	05/03→05/05					
2.5 TDI 4motion	110	11/00→05/05					
2.5 TDI 4motion	132	01/03→05/05					
2.8	142	10/00→08/05		→ 06/05; +PR 1LT	2	11.8171-0008.1 990049	ATE
			←	→ 3B-X-124107; +PR 1LB / 1LE / 1ZC	2	11.8171-0008.1 990049	ATE
4.0 W8 4motion	202	09/01→09/04		+PR 1ZF / 1ZG	2	11.8171-0008.1 990049	ATE
<b>Dichtungssatz, Bremssattel</b>							
1.6	75	11/00→05/05	←	→ 3B-X-124107; +PR 1LB / 1LE / 1ZC		11.0441-5704.2 250034	ATE
1.8 T 20V	110	11/00→05/05	←	3B-X-124108→; +PR 1LB / 1LE / 1ZC		11.0441-5704.2 250034	ATE
1.8 T	125	05/02→08/05	←	→ 3B-X-124107; +PR 1LB / 1LE / 1ZC		11.0441-5704.2 250034	ATE
			←	3B-X-124108→; → 06/05; +PR 1LB / 1LE / 1ZC		11.0441-5704.2 250034	ATE
1.9 TDI	74	11/00→05/05	←	+PR 1LB / 1LE / 1ZC		11.0441-5704.2 250034	ATE
1.9 TDI	96	11/00→05/05					
1.9 TDI 4motion	96	11/00→05/05					
2.0	85	11/00→05/05					
2.0 4motion	85	11/00→05/05					
2.0	96	11/01→05/05	←	05/02→; +PR 1LB / 1LE / 1ZC		11.0441-5704.2 250034	ATE
2.0 TDI	100	12/03→05/05	←	+PR 1LB / 1LE / 1ZC		11.0441-5704.2 250034	ATE
			←	+PR 1LT		11.0441-5704.2 250034	ATE
↓							












	kw			 	! #		
<b>VW - PASSAT B5.5 Variant (3B6) 09/00→08/05</b>							
<b>Dichtungssatz, Bremssattel</b>							
2.3 VR5	125	11/00→05/05	←	→ 3B-X-124107; +PR 1LB / 1LE / 1ZC		11.0441-5704.2 250034	ATE
2.3 VR5 4motion	125	11/00→05/05	←	+PR 1LT		11.0441-5704.2 250034	ATE
2.8 4motion	142	11/00→05/05	←				
2.5 TDI	110	11/00→05/05	←	+PR 1LT		11.0441-5704.2 250034	ATE
2.5 TDI	120	05/03→05/05					
2.5 TDI 4motion	110	11/00→05/05					
2.5 TDI 4motion	132	01/03→05/05					
2.8	142	10/00→08/05	←	→ 3B-X-124107; +PR 1LB / 1LE / 1ZC		11.0441-5704.2 250034	ATE
			←	→ 06/05; +PR 1LT		11.0441-5704.2 250034	ATE
<b> Bremsschlauch</b>							
1.6	75	11/00→05/05	←		2	83.7813-0295.3 330799	L= 295
1.8 T 20V	110	11/00→05/05	→	 / am Bremssattel		24.1253-0030.3 331126	L= 184 mit Rohrleitung
1.9 TDI	74	11/00→05/05	→				
1.9 TDI	96	11/00→05/05	→	 / am Bremssattel		24.1253-0040.3 331127	L= 190 mit Rohrleitung
2.0	85	11/00→05/05	→				
2.0 TDI	100	12/03→05/05	→		2	24.5237-0183.3 331454	L= 182,4
2.3 VR5	125	11/00→05/05	→	am Bremssattel	2	24.5243-0190.3 330678	L= 190
2.5 TDI	110	11/00→05/05	→				
2.5 TDI	120	05/03→05/05	→				
1.8 T	125	05/02→08/05	←	→ 06/05	2	83.7813-0295.3 330799	L= 295
2.8	142	10/00→08/05	→	 / am Bremssattel; → 06/05		24.1253-0030.3 331126	L= 184 mit Rohrleitung
			→	 / am Bremssattel; → 06/05		24.1253-0040.3 331127	L= 190 mit Rohrleitung
			→	→ 06/05	2	24.5237-0183.3 331454	L= 182,4
			→	am Bremssattel; → 06/05	2	24.5243-0190.3 330678	L= 190
1.9 TDI 4motion	96	11/00→05/05	←		2	83.7813-0295.3 330799	L= 295
2.0 4motion	85	11/00→05/05	→		2	24.5243-0310.3 330755	L= 310
2.0	96	11/01→05/05	←	05/02→	2	83.7813-0295.3 330799	L= 295
			→	 / am Bremssattel; 05/02→		24.1253-0030.3 331126	L= 184 mit Rohrleitung
			→	 / am Bremssattel; 05/02→		24.1253-0040.3 331127	L= 190 mit Rohrleitung
			→	05/02→	2	24.5237-0183.3 331454	L= 182,4
			→	am Bremssattel; 05/02→	2	24.5243-0190.3 330678	L= 190
2.3 VR5 4motion	125	11/00→05/05	←		2	83.7813-0295.3 330799	L= 295
2.5 TDI 4motion	110	11/00→05/05	→				
2.5 TDI 4motion	132	01/03→05/05	→		2	24.5142-0290.3 330950	L= 290
2.8 4motion	142	11/00→05/05	→				
4.0 W8 4motion	202	09/01→09/04	←		2	24.5237-0360.3 331212	L= 360
<b>VW - PASSAT B5 (3B2) 08/96→12/01</b>							
<b> Bremssattel</b>							
1.6	74	10/96→11/00	←	 ; → 09/00; +PR 1LZ / 1ZJ		24.3541-1763.5 240231	TRW - Halter
			←	 ; → 09/00; +PR 1LZ / 1ZJ		24.3541-1764.5 240232	TRW - Halter
			←	 ; → 3B-X-124107; +PR 1LB / 1LE / 1ZC		24.3571-8521.5 240495	ATE - Halter
			←	 ; 3B-X-124108→; +PR 1LB / 1LE / 1ZC		24.3571-8521.5 240495	ATE - Halter
			←	 ; → 3B-X-124107; +PR 1LB / 1LE / 1ZC		24.3571-8522.5 240496	ATE - Halter
			←	 ; 3B-X-124108→; +PR 1LB / 1LE / 1ZC		24.3571-8522.5 240496	ATE - Halter
			→	 ; +PR 1KD / 1KE / 1KF / 1KW		24.3384-1731.5 240818	TRW - Halter
			→	 ; +PR 1KD / 1KE / 1KF / 1KW		24.3384-1732.5 240819	TRW - Halter
1.8	85	01/97→11/00	←	 ; → 09/00		24.3541-1763.5 240231	TRW - Halter
			←	 ; → 09/00		24.3541-1764.5 240232	TRW - Halter
			→	 ; → 09/00		24.3384-1731.5 240818	TRW - Halter
			→	 ; → 09/00		24.3384-1732.5 240819	TRW - Halter
1.8	92	10/96→11/00	←	 ; → 09/00; +PR 1LZ / 1ZJ		24.3541-1763.5 240231	TRW - Halter
1.9 TDI	66	10/96→11/00	←	 ; → 09/00; +PR 1LZ / 1ZJ		24.3541-1764.5 240232	TRW - Halter
			←	 ; 3B-X-124108→; +PR 1LB / 1LE / 1ZC		24.3571-8521.5 240495	ATE - Halter
			←	 ; → 3B-X-124107; +PR 1LB / 1LE / 1ZC		24.3571-8521.5 240495	ATE - Halter
			←	 ; → 3B-X-124107; +PR 1LB / 1LE / 1ZC		24.3571-8522.5 240496	ATE - Halter









	kw			 	! #			
<b>VW - PASSAT B5 (3B2) 08/96→12/01</b>								
<b> Bremssattel</b>								
1.8 1.9 TDI	92 66	10/96→11/00 10/96→11/00	←	☐; 3B-X-124108→; +PR 1LB / 1LE / 1ZC		24.3571-8522.5	240496	ATE - Halter
			→	☐; → 09/00; +PR 1KD / 1KE / 1KF / 1KW		24.3384-1731.5	240818	TRW - Halter
			→	☐; → 09/00; +PR 1KD / 1KE / 1KF / 1KW		24.3384-1732.5	240819	TRW - Halter
1.8 Syncro/4motion	92	12/96→08/00	←	☐; +PR 1LZ / 1ZJ		24.3541-1763.5	240231	TRW - Halter
			←	☐; +PR 1LZ / 1ZJ		24.3541-1764.5	240232	TRW - Halter
			←	☐; → 3B-X-124107; +PR 1LB / 1LE / 1ZC		24.3571-8521.5	240495	ATE - Halter
			←	☐; 3B-X-124108→; +PR 1LB / 1LE / 1ZC		24.3571-8521.5	240495	ATE - Halter
			←	☐; 3B-X-124108→; +PR 1LB / 1LE / 1ZC		24.3571-8522.5	240496	ATE - Halter
			←	☐; → 3B-X-124107; +PR 1LB / 1LE / 1ZC		24.3571-8522.5	240496	ATE - Halter
			→	☐; +PR 1KD / 1KF		24.3384-1733.5	240820	TRW - Halter
			→	☐; +PR 1KD / 1KF		24.3384-1734.5	240821	TRW - Halter
			→	☐; +PR 1KE / 1KW		24.3437-1701.7	220761	TRW - Halter
			→	☐; +PR 1KE / 1KW		24.3437-1702.7	220762	TRW - Halter
			1.8 T 1.9 TDI 1.9 TDI	110 81 85	10/96→11/00 10/96→11/00 08/98→11/00	←	☐; → 3B-X-124107; +PR 1LB / 1LE / 1ZC	
←	☐; 3B-X-124108→; +PR 1LB / 1LE / 1ZC					24.3571-8521.5	240495	ATE - Halter
←	☐; → 3B-X-124107; +PR 1LB / 1LE / 1ZC					24.3571-8522.5	240496	ATE - Halter
←	☐; 3B-X-124108→; +PR 1LB / 1LE / 1ZC					24.3571-8522.5	240496	ATE - Halter
→	☐; +PR 1KD / 1KE / 1KF / 1KW					24.3384-1731.5	240818	TRW - Halter
→	☐; +PR 1KD / 1KE / 1KF / 1KW					24.3384-1732.5	240819	TRW - Halter
1.9 TDI	74	02/00→11/00	←	☐; 10/00→; +PR 1LB / 1LE / 1ZC		24.3571-8521.5	240495	ATE - Halter
			←	☐; 10/00→; +PR 1LB / 1LE / 1ZC		24.3571-8522.5	240496	ATE - Halter
			→	☐; 10/00→; +PR 1KD / 1KE / 1KF / 1KW		24.3384-1731.5	240818	TRW - Halter
			→	☐; 10/00→; +PR 1KD / 1KE / 1KF / 1KW		24.3384-1732.5	240819	TRW - Halter
1.9 TDI 4motion 1.9 TDI Syncro/4motion	85 81	08/99→11/00 06/97→08/00	←	☐; → 3B-X-124107; +PR 1LB / 1LE / 1ZC		24.3571-8521.5	240495	ATE - Halter
			←	☐; 3B-X-124108→; +PR 1LB / 1LE / 1ZC		24.3571-8521.5	240495	ATE - Halter
			←	☐; → 3B-X-124107; +PR 1LB / 1LE / 1ZC		24.3571-8522.5	240496	ATE - Halter
			←	☐; 3B-X-124108→; +PR 1LB / 1LE / 1ZC		24.3571-8522.5	240496	ATE - Halter
			→	☐; +PR 1KD / 1KF		24.3384-1733.5	240820	TRW - Halter
			→	☐; +PR 1KD / 1KF		24.3384-1734.5	240821	TRW - Halter
			→	☐; +PR 1KE / 1KW		24.3437-1701.7	220761	TRW - Halter
			→	☐; +PR 1KE / 1KW		24.3437-1702.7	220762	TRW - Halter
2.0	88	04/00→11/00	←	☐; 10/00→; +PR 1LB / 1LE / 1ZC		24.3571-8521.5	240495	ATE - Halter
			←	☐; 10/00→; +PR 1LB / 1LE / 1ZC		24.3571-8522.5	240496	ATE - Halter
2.0 4motion	88	04/00→11/00	←	☐; 10/00→; +PR 1LB / 1LE / 1ZC		24.3571-8521.5	240495	ATE - Halter
			←	☐; 10/00→; +PR 1LB / 1LE / 1ZC		24.3571-8522.5	240496	ATE - Halter
			→	☐; 10/00→; +PR 1KD / 1KF		24.3384-1733.5	240820	TRW - Halter
			→	☐; 10/00→; +PR 1KD / 1KF		24.3384-1734.5	240821	TRW - Halter
			→	☐; 10/00→; +PR 1KE / 1KW		24.3437-1701.7	220761	TRW - Halter
			→	☐; 10/00→; +PR 1KE / 1KW		24.3437-1702.7	220762	TRW - Halter
2.3 VR5 2.8 V6	110 142	10/96→11/00 08/96→11/00	←	☐; 10/00→; +PR 1LT		11.9571-9835.2	220427	ATE - Halter
			←	☐; 10/00→; +PR 1LT		11.9571-9836.2	220428	ATE - Halter
			←	☐; 3B-X-124108→; → 09/00; +PR 1LB / 1LE / 1ZC		24.3571-8521.5	240495	ATE - Halter
			←	☐; → 3B-X-124107; +PR 1LB / 1LE / 1ZC		24.3571-8521.5	240495	ATE - Halter
			←	☐; → 3B-X-124107; +PR 1LB / 1LE / 1ZC		24.3571-8522.5	240496	ATE - Halter
↓								

	kw			 	! #			
<b>VW - PASSAT B5 (3B2) 08/96→12/01</b>								
<b>Bremssattel</b>								
2.3 VR5 2.8 V6	110 142	10/96→11/00 08/96→11/00	←	☐; 3B-X-124108→; → 09/00; +PR 1LB / 1LE / 1ZC	2	24.3571-8522.5	240496	ATE - Halter
			→	☐; +PR 1KD / 1KE / 1KF / 1KW		24.3384-1731.5	240818	TRW - Halter
			→	☐; +PR 1KD / 1KE / 1KF / 1KW		24.3384-1732.5	240819	TRW - Halter
2.3 VR5 Syncro/4motion 2.8 V6 Syncro/4motion	110 142	10/97→11/00 10/96→11/00	←	☐; 10/00→; +PR 1LT		11.9571-9835.2	220427	ATE - Halter
			←	☐; 10/00→; +PR 1LT		11.9571-9836.2	220428	ATE - Halter
			←	☐; → 3B-X-124107; +PR 1LB / 1LE / 1ZC		24.3571-8521.5	240495	ATE - Halter
			←	☐; 3B-X-124108→; → 09/00; +PR 1LB / 1LE / 1ZC		24.3571-8521.5	240495	ATE - Halter
			←	☐; → 3B-X-124107; +PR 1LB / 1LE / 1ZC		24.3571-8522.5	240496	ATE - Halter
			←	☐; 3B-X-124108→; → 09/00; +PR 1LB / 1LE / 1ZC		24.3571-8522.5	240496	ATE - Halter
			→	☐; +PR 1KD / 1KF		24.3384-1733.5	240820	TRW - Halter
			→	☐; +PR 1KD / 1KF		24.3384-1734.5	240821	TRW - Halter
			→	☐; +PR 1KE / 1KW		24.3437-1701.7	220761	TRW - Halter
			→	☐; +PR 1KE / 1KW		24.3437-1702.7	220762	TRW - Halter
			2.5 TDI	110	07/98→11/00	←	☐; 10/00→; +PR 1LT	
←	☐; 10/00→; +PR 1LT					11.9571-9836.2	220428	ATE - Halter
←	☐; 08/98→ 09/00; +PR 1LB / 1LE / 1ZC					24.3571-8521.5	240495	ATE - Halter
←	☐; 08/98→ 09/00; +PR 1LB / 1LE / 1ZC					24.3571-8522.5	240496	ATE - Halter
→	☐; 08/98→; +PR 1KD / 1KE / 1KF / 1KW					24.3384-1731.5	240818	TRW - Halter
→	☐; 08/98→; +PR 1KD / 1KE / 1KF / 1KW					24.3384-1732.5	240819	TRW - Halter
2.5 TDI Syncro/4motion	110	12/98→11/00	←	☐; 10/00→; +PR 1LT		11.9571-9835.2	220427	ATE - Halter
			←	☐; 10/00→; +PR 1LT		11.9571-9836.2	220428	ATE - Halter
			←	☐; → 09/00; +PR 1LB / 1LE / 1ZC		24.3571-8521.5	240495	ATE - Halter
			←	☐; → 09/00; +PR 1LB / 1LE / 1ZC		24.3571-8522.5	240496	ATE - Halter
			→	☐; +PR 1KD / 1KF		24.3384-1733.5	240820	TRW - Halter
			→	☐; +PR 1KD / 1KF		24.3384-1734.5	240821	TRW - Halter
			→	☐; +PR 1KE / 1KW		24.3437-1701.7	220761	TRW - Halter
2.8 V6	132	05/97→09/99	←	☐; 3B-X-124108→		24.3571-8521.5	240495	ATE - Halter
			←	☐; → 3B-X-124107		24.3571-8521.5	240495	ATE - Halter
			←	☐; 3B-X-124108→		24.3571-8522.5	240496	ATE - Halter
			←	☐; → 3B-X-124107		24.3571-8522.5	240496	ATE - Halter
			→	☐		24.3384-1731.5	240818	TRW - Halter
→	☐		24.3384-1732.5	240819	TRW - Halter			
<b>Halter, Bremssattel</b>								
1.6	74	10/96→11/00	←	3B-X-124108→; +PR 1LB / 1LE / 1ZC	2	11.8170-0306.1	260102	ATE
1.8	92	10/96→11/00						
1.8 Syncro/4motion	92	12/96→08/00						
1.8 T	110	10/96→11/00						
1.9 TDI	66	10/96→11/00						
1.9 TDI	81	10/96→11/00						
1.9 TDI	85	08/98→11/00						
1.9 TDI 4motion	85	08/99→11/00						
1.9 TDI Syncro/4motion	81	06/97→08/00						
1.9 TDI	74	02/00→11/00	←	10/00→; +PR 1LB / 1LE / 1ZC	2	11.8170-0306.1	260102	ATE
2.0	88	04/00→11/00						
2.0 4motion	88	04/00→11/00						
2.3 VR5	110	10/96→11/00	←	10/00→; +PR 1LT	2	11.0230-0451.1	260130	ATE
2.3 VR5 Syncro/4motion	110	10/97→11/00						
2.8 V6	142	08/96→11/00	←	3B-X-124108→; → 09/00; +PR 1LB / 1LE / 1ZC	2	11.8170-0306.1	260102	ATE
2.8 V6 Syncro/4motion	142	10/96→11/00						
2.5 TDI	110	07/98→11/00	←	10/00→; +PR 1LT	2	11.0230-0451.1	260130	ATE
			←	08/98→ 09/00; +PR 1LB / 1LE / 1ZC	2	11.8170-0306.1	260102	ATE
2.5 TDI Syncro/4motion	110	12/98→11/00	←	10/00→; +PR 1LT	2	11.0230-0451.1	260130	ATE
			←	→ 09/00; +PR 1LB / 1LE / 1ZC	2	11.8170-0306.1	260102	ATE
2.8 V6	132	05/97→09/99	←	3B-X-124108→	2	11.8170-0306.1	260102	ATE
↓								

	kw			 	! #		
<b>VW - PASSAT B5 (3B2) 08/96→12/01</b>							
<b>Feder, Bremssattel</b>							
1.6	74	10/96→11/00	←	→ 3B-X-124107; +PR 1LB / 1LE / 1ZC	2	11.8116-0143.1 390513	ATE
1.8	92	10/96→11/00	←	3B-X-124108→; +PR 1LB / 1LE / 1ZC	2	11.8116-0143.1 390513	ATE
1.8 Syncro/4motion	92	12/96→08/00					
1.8 T	110	10/96→11/00					
1.9 TDI	66	10/96→11/00					
1.9 TDI	81	10/96→11/00					
1.9 TDI	85	08/98→11/00					
1.9 TDI 4motion	85	08/99→11/00					
1.9 TDI Syncro/4motion	81	06/97→08/00					
1.9 TDI	74	02/00→11/00	←	10/00→; +PR 1LB / 1LE / 1ZC	2	11.8116-0143.1 390513	ATE
2.0	88	04/00→11/00	←		2	11.8116-0143.1 390513	ATE
2.0 4motion	88	04/00→11/00					
2.3 VR5	110	10/96→11/00	←	3B-X-124108→; → 09/00; +PR 1LB / 1LE / 1ZC	2	11.8116-0143.1 390513	ATE
2.3 VR5 Syncro/4motion	110	10/97→11/00	←	→ 3B-X-124107; +PR 1LB / 1LE / 1ZC	2	11.8116-0143.1 390513	ATE
2.8 V6	142	08/96→11/00					
2.8 V6 Syncro/4motion	142	10/96→11/00					
			←	10/00→; +PR 1LT	2	11.8116-0143.1 390513	ATE
2.5 TDI	110	07/98→11/00	←	08/98→ 09/00; +PR 1LB / 1LE / 1ZC	2	11.8116-0143.1 390513	ATE
			←	10/00→; +PR 1LT	2	11.8116-0143.1 390513	ATE
2.5 TDI Syncro/4motion	110	12/98→11/00	←	→ 09/00; +PR 1LB / 1LE / 1ZC	2	11.8116-0143.1 390513	ATE
			←	10/00→; +PR 1LT	2	11.8116-0143.1 390513	ATE
2.8 V6	132	05/97→09/99	←	3B-X-124108→	2	11.8116-0143.1 390513	ATE
			←	→ 3B-X-124107	2	11.8116-0143.1 390513	ATE
<b>Führungshülzensatz, Bremssattel</b>							
1.6	74	10/96→11/00	←	3B-X-124108→; +PR 1LB / 1LE / 1ZC		11.0101-5409.2 260035	ATE
1.8	92	10/96→11/00	←	→ 3B-X-124107; +PR 1LB / 1LE / 1ZC		11.0101-5409.2 260035	ATE
1.8 Syncro/4motion	92	12/96→08/00					
1.8 T	110	10/96→11/00					
1.9 TDI	66	10/96→11/00					
1.9 TDI	81	10/96→11/00					
1.9 TDI	85	08/98→11/00					
1.9 TDI 4motion	85	08/99→11/00					
1.9 TDI Syncro/4motion	81	06/97→08/00					
1.9 TDI	74	02/00→11/00	←	10/00→; +PR 1LB / 1LE / 1ZC		11.0101-5409.2 260035	ATE
2.0	88	04/00→11/00	←			11.0101-5409.2 260035	ATE
2.0 4motion	88	04/00→11/00					
2.3 VR5	110	10/96→11/00	←	→ 3B-X-124107; +PR 1LB / 1LE / 1ZC		11.0101-5409.2 260035	ATE
2.3 VR5 Syncro/4motion	110	10/97→11/00	←	3B-X-124108→; → 09/00; +PR 1LB / 1LE / 1ZC		11.0101-5409.2 260035	ATE
2.8 V6	142	08/96→11/00					
2.8 V6 Syncro/4motion	142	10/96→11/00					
			←	10/00→; +PR 1LT		11.0101-5409.2 260035	ATE
2.5 TDI	110	07/98→11/00	←	08/98→ 09/00; +PR 1LB / 1LE / 1ZC		11.0101-5409.2 260035	ATE
			←	10/00→; +PR 1LT		11.0101-5409.2 260035	ATE
2.5 TDI Syncro/4motion	110	12/98→11/00	←	→ 09/00; +PR 1LB / 1LE / 1ZC		11.0101-5409.2 260035	ATE
			←	10/00→; +PR 1LT		11.0101-5409.2 260035	ATE
2.8 V6	132	05/97→09/99	←	3B-X-124108→		11.0101-5409.2 260035	ATE
			←	→ 3B-X-124107		11.0101-5409.2 260035	ATE
<b>Führungsbolzen, Bremssattel</b>							
1.6	74	10/96→11/00	←	→ 3B-X-124107; +PR 1LB / 1LE / 1ZC	2	11.8171-0008.1 990049	ATE
1.8	92	10/96→11/00	←	3B-X-124108→; +PR 1LB / 1LE / 1ZC	2	11.8171-0008.1 990049	ATE
1.8 Syncro/4motion	92	12/96→08/00					
1.8 T	110	10/96→11/00					
1.9 TDI	66	10/96→11/00					
1.9 TDI	81	10/96→11/00					
1.9 TDI	85	08/98→11/00					
1.9 TDI 4motion	85	08/99→11/00					
1.9 TDI Syncro/4motion	81	06/97→08/00					
1.9 TDI	74	02/00→11/00	←	10/00→; +PR 1LB / 1LE / 1ZC	2	11.8171-0008.1 990049	ATE
2.0	88	04/00→11/00	←		2	11.8171-0008.1 990049	ATE
2.0 4motion	88	04/00→11/00					
2.3 VR5	110	10/96→11/00		10/00→; +PR 1LT	2	11.8171-0008.1 990049	ATE
2.3 VR5 Syncro/4motion	110	10/97→11/00	←	3B-X-124108→; → 09/00; +PR 1LB / 1LE / 1ZC	2	11.8171-0008.1 990049	ATE
2.8 V6	142	08/96→11/00					
2.8 V6 Syncro/4motion	142	10/96→11/00					
			←	→ 3B-X-124107; +PR 1LB / 1LE / 1ZC	2	11.8171-0008.1 990049	ATE
2.5 TDI	110	07/98→11/00		10/00→; +PR 1LT	2	11.8171-0008.1 990049	ATE
			←	08/98→ 09/00; +PR 1LB / 1LE / 1ZC	2	11.8171-0008.1 990049	ATE
2.5 TDI Syncro/4motion	110	12/98→11/00		10/00→; +PR 1LT	2	11.8171-0008.1 990049	ATE
			←	→ 09/00; +PR 1LB / 1LE / 1ZC	2	11.8171-0008.1 990049	ATE
2.8 V6	132	05/97→09/99	←	→ 3B-X-124107	2	11.8171-0008.1 990049	ATE
↓							

















	kW			 	! #		
<b>VW - PASSAT B5 (3B2) 08/96→12/01</b>							
<b>Führungsbolzen, Bremsattel</b>							
2.8 V6	132	05/97→09/99	←	3B-X-124108→	2	11.8171-0008.1 990049	ATE
<b>Dichtungssatz, Bremsattel</b>							
1.6	74	10/96→11/00	←	3B-X-124108→; +PR 1LB / 1LE / 1ZC		11.0441-5704.2 250034	ATE
1.8	92	10/96→11/00	←	→ 3B-X-124107; +PR 1LB / 1LE / 1ZC		11.0441-5704.2 250034	ATE
1.8 Syncro/4motion	92	12/96→08/00	←				
1.8 T	110	10/96→11/00					
1.9 TDI	66	10/96→11/00					
1.9 TDI	81	10/96→11/00					
1.9 TDI	85	08/98→11/00					
1.9 TDI 4motion	85	08/99→11/00					
1.9 TDI Syncro/4motion	81	06/97→08/00					
1.9 TDI	74	02/00→11/00	←	10/00→; +PR 1LB / 1LE / 1ZC		11.0441-5704.2 250034	ATE
2.0	88	04/00→11/00					
2.0 4motion	88	04/00→11/00					
2.3 VR5	110	10/96→11/00	←	→ 3B-X-124107; +PR 1LB / 1LE / 1ZC		11.0441-5704.2 250034	ATE
2.3 VR5 Syncro/4motion	110	10/97→11/00					
2.8 V6	142	08/96→11/00	←	3B-X-124108→; → 09/00; +PR 1LB / 1LE / 1ZC		11.0441-5704.2 250034	ATE
2.8 V6 Syncro/4motion	142	10/96→11/00	←	10/00→; +PR 1LT		11.0441-5704.2 250034	ATE
2.5 TDI	110	07/98→11/00	←	08/98→ 09/00; +PR 1LB / 1LE / 1ZC		11.0441-5704.2 250034	ATE
			←	10/00→; +PR 1LT		11.0441-5704.2 250034	ATE
2.5 TDI Syncro/4motion	110	12/98→11/00	←	→ 09/00; +PR 1LB / 1LE / 1ZC		11.0441-5704.2 250034	ATE
			←	10/00→; +PR 1LT		11.0441-5704.2 250034	ATE
2.8 V6	132	05/97→09/99	←	→ 3B-X-124107		11.0441-5704.2 250034	ATE
			←	3B-X-124108→		11.0441-5704.2 250034	ATE
<b> Bremsschlauch</b>							
1.6	74	10/96→11/00	←		2	83.7813-0295.3 330799	L= 295
1.8 T	110	10/96→11/00	→	☐ / am Bremsattel		24.1253-0030.3 331126	L= 184 mit Rohrleitung
1.9 TDI	81	10/96→11/00	→				
1.9 TDI	85	08/98→11/00	→	☐ / am Bremsattel		24.1253-0040.3 331127	L= 190 mit Rohrleitung
2.3 VR5	110	10/96→11/00	→				
2.8 V6	132	05/97→09/99	→		2	24.5237-0183.3 331454	L= 182,4
2.8 V6	142	08/96→11/00	→	am Bremsattel	2	24.5243-0190.3 330678	L= 190
1.8	85	01/97→11/00	←	→ 09/00	2	83.7813-0295.3 330799	L= 295
1.8	92	10/96→11/00	→	☐ / am Bremsattel; → 09/00		24.1253-0030.3 331126	L= 184 mit Rohrleitung
1.9 TDI	66	10/96→11/00	→	☐ / am Bremsattel; → 09/00		24.1253-0040.3 331127	L= 190 mit Rohrleitung
			→	→ 09/00	2	24.5237-0183.3 331454	L= 182,4
			→	am Bremsattel; → 09/00	2	24.5243-0190.3 330678	L= 190
1.8 Syncro/4motion	92	12/96→08/00	←		2	83.7813-0295.3 330799	L= 295
1.9 TDI 4motion	85	08/99→11/00					
1.9 TDI Syncro/4motion	81	06/97→08/00	→		2	24.5243-0310.3 330755	L= 310
1.9 TDI	74	02/00→11/00	←	10/00→	2	83.7813-0295.3 330799	L= 295
2.0	88	04/00→11/00	→	☐ / am Bremsattel; 10/00→		24.1253-0030.3 331126	L= 184 mit Rohrleitung
			→	☐ / am Bremsattel; 10/00→		24.1253-0040.3 331127	L= 190 mit Rohrleitung
			→	10/00→	2	24.5237-0183.3 331454	L= 182,4
			→	am Bremsattel; 10/00→	2	24.5243-0190.3 330678	L= 190
2.0 4motion	88	04/00→11/00	←	10/00→	2	83.7813-0295.3 330799	L= 295
			→	10/00→	2	24.5243-0310.3 330755	L= 310
2.3 VR5 Syncro/4motion	110	10/97→11/00	←		2	83.7813-0295.3 330799	L= 295
2.5 TDI Syncro/4motion	110	12/98→11/00					
2.8 V6 Syncro/4motion	142	10/96→11/00	→	10/00→	2	24.5142-0290.3 330950	L= 290
			→	→ 09/00	2	24.5243-0310.3 330755	L= 310
2.5 TDI	110	07/98→11/00	←	08/98→	2	83.7813-0295.3 330799	L= 295
			→	☐ / am Bremsattel; 08/98→		24.1253-0030.3 331126	L= 184 mit Rohrleitung
			→	☐ / am Bremsattel; 08/98→		24.1253-0040.3 331127	L= 190 mit Rohrleitung
			→	08/98→	2	24.5237-0183.3 331454	L= 182,4
			→	am Bremsattel; 08/98→	2	24.5243-0190.3 330678	L= 190
<b>VW - PASSAT B5 Variant (3B5) 05/97→12/01</b>							
<b> Bremsattel</b>							
1.6	74	06/97→11/00	←	☐; → 09/00; +PR 1LZ / 1ZJ		24.3541-1763.5 240231	TRW - Halter
			←	☐; → 09/00; +PR 1LZ / 1ZJ		24.3541-1764.5 240232	TRW - Halter
↓							








	kw			 	! #		
<b>VW - PASSAT B5 Variant (3B5) 05/97→12/01</b>							
<b> Bremssattel</b>							
1.6	74	06/97→11/00	←	☐; → 3B-X-124107; +PR 1LB / 1LE / 1ZC	24.3571-8521.5	240495	ATE - Halter
			←	☐; 3B-X-124108→; +PR 1LB / 1LE / 1ZC	24.3571-8521.5	240495	ATE - Halter
			←	☐; → 3B-X-124107; +PR 1LB / 1LE / 1ZC	24.3571-8522.5	240496	ATE - Halter
			←	☐; 3B-X-124108→; +PR 1LB / 1LE / 1ZC	24.3571-8522.5	240496	ATE - Halter
			→	☐; +PR 1KD / 1KE / 1KF / 1KW	24.3384-1731.5	240818	TRW - Halter
			→	☐; +PR 1KD / 1KE / 1KF / 1KW	24.3384-1732.5	240819	TRW - Halter
1.8 1.9 TDI	92 66	06/97→11/00 06/97→11/00	←	☐; → 09/00; +PR 1LZ / 1ZJ	24.3541-1763.5	240231	TRW - Halter
			←	☐; → 09/00; +PR 1LZ / 1ZJ	24.3541-1764.5	240232	TRW - Halter
			←	☐; → 3B-X-124107; +PR 1LB / 1LE / 1ZC	24.3571-8521.5	240495	ATE - Halter
			←	☐; 3B-X-124108→; +PR 1LB / 1LE / 1ZC	24.3571-8521.5	240495	ATE - Halter
			←	☐; → 3B-X-124107; +PR 1LB / 1LE / 1ZC	24.3571-8522.5	240496	ATE - Halter
			←	☐; 3B-X-124108→; +PR 1LB / 1LE / 1ZC	24.3571-8522.5	240496	ATE - Halter
			→	☐; → 09/00; +PR 1KD / 1KE / 1KF / 1KW	24.3384-1731.5	240818	TRW - Halter
			→	☐; → 09/00; +PR 1KD / 1KE / 1KF / 1KW	24.3384-1732.5	240819	TRW - Halter
1.8 Syncro/4motion	92	06/97→11/00	←	☐; → 09/00; +PR 1LZ / 1ZJ	24.3541-1763.5	240231	TRW - Halter
			←	☐; → 09/00; +PR 1LZ / 1ZJ	24.3541-1764.5	240232	TRW - Halter
			←	☐; 3B-X-124108→; +PR 1LB / 1LE / 1ZC	24.3571-8521.5	240495	ATE - Halter
			←	☐; → 3B-X-124107; +PR 1LB / 1LE / 1ZC	24.3571-8521.5	240495	ATE - Halter
			←	☐; → 3B-X-124107; +PR 1LB / 1LE / 1ZC	24.3571-8522.5	240496	ATE - Halter
			←	☐; 3B-X-124108→; +PR 1LB / 1LE / 1ZC	24.3571-8522.5	240496	ATE - Halter
			→	☐; +PR 1KD / 1KF	24.3384-1733.5	240820	TRW - Halter
			→	☐; +PR 1KD / 1KF	24.3384-1734.5	240821	TRW - Halter
			→	☐; +PR 1KE / 1KW	24.3437-1701.7	220761	TRW - Halter
			→	☐; +PR 1KE / 1KW	24.3437-1702.7	220762	TRW - Halter
1.8 T 1.9 TDI 1.9 TDI	110 81 85	05/97→11/00 06/97→11/00 08/98→11/00	←	☐; → 3B-X-124107; +PR 1LB / 1LE / 1ZC	24.3571-8521.5	240495	ATE - Halter
			←	☐; 3B-X-124108→; +PR 1LB / 1LE / 1ZC	24.3571-8521.5	240495	ATE - Halter
			←	☐; 3B-X-124108→; +PR 1LB / 1LE / 1ZC	24.3571-8522.5	240496	ATE - Halter
			←	☐; → 3B-X-124107; +PR 1LB / 1LE / 1ZC	24.3571-8522.5	240496	ATE - Halter
			→	☐; +PR 1KD / 1KE / 1KF / 1KW	24.3384-1731.5	240818	TRW - Halter
			→	☐; +PR 1KD / 1KE / 1KF / 1KW	24.3384-1732.5	240819	TRW - Halter
1.9 TDI	74	02/00→11/00	←	☐; 10/00→; +PR 1LB / 1LE / 1ZC	24.3571-8521.5	240495	ATE - Halter
			←	☐; 10/00→; +PR 1LB / 1LE / 1ZC	24.3571-8522.5	240496	ATE - Halter
			→	☐; 10/00→; +PR 1KD / 1KE / 1KF / 1KW	24.3384-1731.5	240818	TRW - Halter
			→	☐; 10/00→; +PR 1KD / 1KE / 1KF / 1KW	24.3384-1732.5	240819	TRW - Halter
1.9 TDI 4motion 1.9 TDI Syncro/4motion	85 81	08/99→11/00 06/97→08/00	←	☐; → 3B-X-124107; +PR 1LB / 1LE / 1ZC	24.3571-8521.5	240495	ATE - Halter
			←	☐; 3B-X-124108→; +PR 1LB / 1LE / 1ZC	24.3571-8521.5	240495	ATE - Halter
			←	☐; 3B-X-124108→; +PR 1LB / 1LE / 1ZC	24.3571-8522.5	240496	ATE - Halter
			←	☐; → 3B-X-124107; +PR 1LB / 1LE / 1ZC	24.3571-8522.5	240496	ATE - Halter
			→	☐; +PR 1KD / 1KF	24.3384-1733.5	240820	TRW - Halter
			→	☐; +PR 1KD / 1KF	24.3384-1734.5	240821	TRW - Halter
			→	☐; +PR 1KE / 1KW	24.3437-1701.7	220761	TRW - Halter
			→	☐; +PR 1KE / 1KW	24.3437-1702.7	220762	TRW - Halter
↓							





















	kw			 	! #		
<b>VW - PASSAT B5 Variant (3B5) 05/97→12/01</b>							
<b>Bremssattel</b>							
2.0	88	04/00→11/00	←	☐; 10/00→; +PR 1LB / 1LE / 1ZC		24.3571-8521.5 240495	ATE - Halter
			←	☐; 10/00→; +PR 1LB / 1LE / 1ZC		24.3571-8522.5 240496	ATE - Halter
2.0 4motion	88	04/00→11/00	←	☐; 10/00→; +PR 1LB / 1LE / 1ZC		24.3571-8521.5 240495	ATE - Halter
			←	☐; 10/00→; +PR 1LB / 1LE / 1ZC		24.3571-8522.5 240496	ATE - Halter
			→	☐; 10/00→; +PR 1KD / 1KF		24.3384-1733.5 240820	TRW - Halter
			→	☐; 10/00→; +PR 1KD / 1KF		24.3384-1734.5 240821	TRW - Halter
			→	☐; 10/00→; +PR 1KE / 1KW		24.3437-1701.7 220761	TRW - Halter
			→	☐; 10/00→; +PR 1KE / 1KW		24.3437-1702.7 220762	TRW - Halter
2.3 VR5	110	06/97→11/00	←	☐; 10/00→; +PR 1LT		11.9571-9835.2 220427	ATE - Halter
2.8 V6	142	06/97→11/00	←	☐; 10/00→; +PR 1LT		11.9571-9836.2 220428	ATE - Halter
			←	☐; 3B-X-124108→; → 09/00; +PR 1LB / 1LE / 1ZC		24.3571-8521.5 240495	ATE - Halter
			←	☐; → 3B-X-124107; +PR 1LB / 1LE / 1ZC		24.3571-8521.5 240495	ATE - Halter
			←	☐; → 3B-X-124107; +PR 1LB / 1LE / 1ZC		24.3571-8522.5 240496	ATE - Halter
			←	☐; 3B-X-124108→; → 09/00; +PR 1LB / 1LE / 1ZC		24.3571-8522.5 240496	ATE - Halter
			→	☐; +PR 1KD / 1KE / 1KF / 1KW		24.3384-1731.5 240818	TRW - Halter
			→	☐; +PR 1KD / 1KE / 1KF / 1KW		24.3384-1732.5 240819	TRW - Halter
2.3 VR5 Syncro/4motion	110	10/97→11/00	←	☐; 10/00→; +PR 1LT		11.9571-9835.2 220427	ATE - Halter
2.8 V6 Syncro/4motion	142	06/97→11/00	←	☐; 10/00→; +PR 1LT		11.9571-9836.2 220428	ATE - Halter
			←	☐; → 3B-X-124107; +PR 1LB / 1LE / 1ZC		24.3571-8521.5 240495	ATE - Halter
			←	☐; 3B-X-124108→; → 09/00; +PR 1LB / 1LE / 1ZC		24.3571-8521.5 240495	ATE - Halter
			←	☐; → 3B-X-124107; +PR 1LB / 1LE / 1ZC		24.3571-8522.5 240496	ATE - Halter
			←	☐; 3B-X-124108→; → 09/00; +PR 1LB / 1LE / 1ZC		24.3571-8522.5 240496	ATE - Halter
			→	☐; +PR 1KD / 1KF		24.3384-1733.5 240820	TRW - Halter
			→	☐; +PR 1KD / 1KF		24.3384-1734.5 240821	TRW - Halter
			→	☐; +PR 1KE / 1KW		24.3437-1701.7 220761	TRW - Halter
			→	☐; +PR 1KE / 1KW		24.3437-1702.7 220762	TRW - Halter
2.5 TDI	110	07/98→11/00	←	☐; 10/00→; +PR 1LT		11.9571-9835.2 220427	ATE - Halter
			←	☐; 10/00→; +PR 1LT		11.9571-9836.2 220428	ATE - Halter
			←	☐; 08/98→ 09/00; +PR 1LB / 1LE / 1ZC		24.3571-8521.5 240495	ATE - Halter
			←	☐; 08/98→ 09/00; +PR 1LB / 1LE / 1ZC		24.3571-8522.5 240496	ATE - Halter
			→	☐; 08/98→; +PR 1KD / 1KE / 1KF / 1KW		24.3384-1731.5 240818	TRW - Halter
			→	☐; 08/98→; +PR 1KD / 1KE / 1KF / 1KW		24.3384-1732.5 240819	TRW - Halter
2.5 TDI Syncro/4motion	110	12/98→11/00	←	☐; 10/00→; +PR 1LT		11.9571-9835.2 220427	ATE - Halter
			←	☐; 10/00→; +PR 1LT		11.9571-9836.2 220428	ATE - Halter
			←	☐; → 09/00; +PR 1LB / 1LE / 1ZC		24.3571-8521.5 240495	ATE - Halter
			←	☐; → 09/00; +PR 1LB / 1LE / 1ZC		24.3571-8522.5 240496	ATE - Halter
			→	☐; +PR 1KD / 1KF		24.3384-1733.5 240820	TRW - Halter
			→	☐; +PR 1KD / 1KF		24.3384-1734.5 240821	TRW - Halter
			→	☐; +PR 1KE / 1KW		24.3437-1701.7 220761	TRW - Halter
			→	☐; +PR 1KE / 1KW		24.3437-1702.7 220762	TRW - Halter
<b>Halter, Bremssattel</b>							
1.6	74	06/97→11/00	←	3B-X-124108→; +PR 1LB / 1LE / 1ZC	2	11.8170-0306.1 260102	ATE
1.8	92	06/97→11/00					
1.8 Syncro/4motion	92	06/97→11/00					
1.8 T	110	05/97→11/00					
1.9 TDI	66	06/97→11/00					
1.9 TDI	81	06/97→11/00					
1.9 TDI	85	08/98→11/00					
1.9 TDI 4motion	85	08/99→11/00					
1.9 TDI Syncro/4motion	81	06/97→08/00					
1.9 TDI	74	02/00→11/00	←	10/00→; +PR 1LB / 1LE / 1ZC	2	11.8170-0306.1 260102	ATE
2.0	88	04/00→11/00					
2.0 4motion	88	04/00→11/00					
↓							

	kw			 	! #		
<b>VW - PASSAT B5 Variant (3B5) 05/97→12/01</b>							
<b>Halter, Bremssattel</b>							
2.3 VR5	110	06/97→11/00	←	10/00→; +PR 1LT	2	11.0230-0451.1 260130	ATE
2.3 VR5 Syncro/4motion	110	10/97→11/00	←	3B-X-124108→; → 09/00; +PR 1LB / 1LE / 1ZC	2	11.8170-0306.1 260102	ATE
2.8 V6	142	06/97→11/00					
2.8 V6 Syncro/4motion	142	06/97→11/00	←	10/00→; +PR 1LT	2	11.0230-0451.1 260130	ATE
2.5 TDI	110	07/98→11/00	←	08/98→ 09/00; +PR 1LB / 1LE / 1ZC	2	11.8170-0306.1 260102	ATE
			←	10/00→; +PR 1LT	2	11.0230-0451.1 260130	ATE
2.5 TDI Syncro/4motion	110	12/98→11/00	←	→ 09/00; +PR 1LB / 1LE / 1ZC	2	11.8170-0306.1 260102	ATE
			←	10/00→; +PR 1LT	2	11.0230-0451.1 260130	ATE
<b>Feder, Bremssattel</b>							
1.6	74	06/97→11/00	←	3B-X-124108→; +PR 1LB / 1LE / 1ZC	2	11.8116-0143.1 390513	ATE
1.8	92	06/97→11/00	←	→ 3B-X-124107; +PR 1LB / 1LE / 1ZC	2	11.8116-0143.1 390513	ATE
1.8 Syncro/4motion	92	06/97→11/00					
1.8 T	110	05/97→11/00	←	10/00→; +PR 1LT	2	11.8116-0143.1 390513	ATE
1.9 TDI	66	06/97→11/00	←	→ 3B-X-124107; +PR 1LB / 1LE / 1ZC	2	11.8116-0143.1 390513	ATE
1.9 TDI	81	06/97→11/00	←	10/00→; +PR 1LT	2	11.8116-0143.1 390513	ATE
1.9 TDI	85	08/98→11/00	←	→ 09/00; +PR 1LB / 1LE / 1ZC	2	11.8116-0143.1 390513	ATE
1.9 TDI 4motion	85	08/99→11/00	←	10/00→; +PR 1LT	2	11.8116-0143.1 390513	ATE
1.9 TDI Syncro/4motion	81	06/97→08/00	←	10/00→; +PR 1LT	2	11.8116-0143.1 390513	ATE
1.9 TDI	74	02/00→11/00	←	→ 09/00; +PR 1LB / 1LE / 1ZC	2	11.8116-0143.1 390513	ATE
			←	10/00→; +PR 1LT	2	11.8116-0143.1 390513	ATE
2.0	88	04/00→11/00	←	→ 3B-X-124108→; → 09/00; +PR 1LB / 1LE / 1ZC	2	11.8116-0143.1 390513	ATE
2.0 4motion	88	04/00→11/00	←	10/00→; +PR 1LT	2	11.8116-0143.1 390513	ATE
			←	→ 3B-X-124107; +PR 1LB / 1LE / 1ZC	2	11.8116-0143.1 390513	ATE
2.3 VR5	110	06/97→11/00	←	08/98→ 09/00; +PR 1LB / 1LE / 1ZC	2	11.8116-0143.1 390513	ATE
2.3 VR5 Syncro/4motion	110	10/97→11/00	←	10/00→; +PR 1LT	2	11.8116-0143.1 390513	ATE
2.8 V6	142	06/97→11/00	←	→ 3B-X-124107; +PR 1LB / 1LE / 1ZC	2	11.8116-0143.1 390513	ATE
2.8 V6 Syncro/4motion	142	06/97→11/00	←	10/00→; +PR 1LT	2	11.8116-0143.1 390513	ATE
			←	→ 09/00; +PR 1LB / 1LE / 1ZC	2	11.8116-0143.1 390513	ATE
2.5 TDI	110	07/98→11/00	←	10/00→; +PR 1LT	2	11.8116-0143.1 390513	ATE
			←	→ 09/00; +PR 1LB / 1LE / 1ZC	2	11.8116-0143.1 390513	ATE
2.5 TDI Syncro/4motion	110	12/98→11/00	←	→ 09/00; +PR 1LB / 1LE / 1ZC	2	11.8116-0143.1 390513	ATE
			←	10/00→; +PR 1LT	2	11.8116-0143.1 390513	ATE
<b>Führungshülzensatz, Bremssattel</b>							
1.6	74	06/97→11/00	←	→ 3B-X-124107; +PR 1LB / 1LE / 1ZC	2	11.0101-5409.2 260035	ATE
1.8	92	06/97→11/00	←	3B-X-124108→; +PR 1LB / 1LE / 1ZC	2	11.0101-5409.2 260035	ATE
1.8 Syncro/4motion	92	06/97→11/00					
1.8 T	110	05/97→11/00	←	10/00→; +PR 1LT	2	11.0101-5409.2 260035	ATE
1.9 TDI	66	06/97→11/00	←	→ 3B-X-124107; +PR 1LB / 1LE / 1ZC	2	11.0101-5409.2 260035	ATE
1.9 TDI	81	06/97→11/00	←	10/00→; +PR 1LT	2	11.0101-5409.2 260035	ATE
1.9 TDI	85	08/98→11/00	←	→ 09/00; +PR 1LB / 1LE / 1ZC	2	11.0101-5409.2 260035	ATE
1.9 TDI 4motion	85	08/99→11/00	←	10/00→; +PR 1LT	2	11.0101-5409.2 260035	ATE
1.9 TDI Syncro/4motion	81	06/97→08/00	←	10/00→; +PR 1LT	2	11.0101-5409.2 260035	ATE
1.9 TDI	74	02/00→11/00	←	→ 3B-X-124107; +PR 1LB / 1LE / 1ZC	2	11.0101-5409.2 260035	ATE
			←	10/00→; +PR 1LT	2	11.0101-5409.2 260035	ATE
2.0	88	04/00→11/00	←	→ 3B-X-124108→; → 09/00; +PR 1LB / 1LE / 1ZC	2	11.0101-5409.2 260035	ATE
2.0 4motion	88	04/00→11/00	←	10/00→; +PR 1LT	2	11.0101-5409.2 260035	ATE
			←	→ 3B-X-124107; +PR 1LB / 1LE / 1ZC	2	11.0101-5409.2 260035	ATE
2.3 VR5	110	06/97→11/00	←	08/98→ 09/00; +PR 1LB / 1LE / 1ZC	2	11.0101-5409.2 260035	ATE
2.3 VR5 Syncro/4motion	110	10/97→11/00	←	10/00→; +PR 1LT	2	11.0101-5409.2 260035	ATE
2.8 V6	142	06/97→11/00	←	→ 3B-X-124107; +PR 1LB / 1LE / 1ZC	2	11.0101-5409.2 260035	ATE
2.8 V6 Syncro/4motion	142	06/97→11/00	←	10/00→; +PR 1LT	2	11.0101-5409.2 260035	ATE
			←	→ 09/00; +PR 1LB / 1LE / 1ZC	2	11.0101-5409.2 260035	ATE
2.5 TDI	110	07/98→11/00	←	10/00→; +PR 1LT	2	11.0101-5409.2 260035	ATE
			←	→ 09/00; +PR 1LB / 1LE / 1ZC	2	11.0101-5409.2 260035	ATE
2.5 TDI Syncro/4motion	110	12/98→11/00	←	→ 09/00; +PR 1LB / 1LE / 1ZC	2	11.0101-5409.2 260035	ATE
			←	10/00→; +PR 1LT	2	11.0101-5409.2 260035	ATE
<b>Führungsbolzen, Bremssattel</b>							
1.6	74	06/97→11/00	←	3B-X-124108→; +PR 1LB / 1LE / 1ZC	2	11.8171-0008.1 990049	ATE
1.8	92	06/97→11/00	←	→ 3B-X-124107; +PR 1LB / 1LE / 1ZC	2	11.8171-0008.1 990049	ATE
1.8 Syncro/4motion	92	06/97→11/00					
1.8 T	110	05/97→11/00	←	10/00→; +PR 1LT	2	11.8171-0008.1 990049	ATE
1.9 TDI	66	06/97→11/00	←	→ 3B-X-124107; +PR 1LB / 1LE / 1ZC	2	11.8171-0008.1 990049	ATE
1.9 TDI	81	06/97→11/00	←	10/00→; +PR 1LT	2	11.8171-0008.1 990049	ATE
1.9 TDI	85	08/98→11/00	←	→ 09/00; +PR 1LB / 1LE / 1ZC	2	11.8171-0008.1 990049	ATE
1.9 TDI 4motion	85	08/99→11/00	←	10/00→; +PR 1LT	2	11.8171-0008.1 990049	ATE
1.9 TDI Syncro/4motion	81	06/97→08/00	←	10/00→; +PR 1LT	2	11.8171-0008.1 990049	ATE
1.9 TDI	74	02/00→11/00	←	→ 09/00; +PR 1LB / 1LE / 1ZC	2	11.8171-0008.1 990049	ATE
			←	10/00→; +PR 1LT	2	11.8171-0008.1 990049	ATE
2.0	88	04/00→11/00	←	→ 3B-X-124108→; → 09/00; +PR 1LB / 1LE / 1ZC	2	11.8171-0008.1 990049	ATE
2.0 4motion	88	04/00→11/00	←	10/00→; +PR 1LT	2	11.8171-0008.1 990049	ATE
			←	→ 3B-X-124107; +PR 1LB / 1LE / 1ZC	2	11.8171-0008.1 990049	ATE
2.3 VR5	110	06/97→11/00	←	08/98→ 09/00; +PR 1LB / 1LE / 1ZC	2	11.8171-0008.1 990049	ATE
2.3 VR5 Syncro/4motion	110	10/97→11/00	←	10/00→; +PR 1LT	2	11.8171-0008.1 990049	ATE
2.8 V6	142	06/97→11/00	←	→ 3B-X-124107; +PR 1LB / 1LE / 1ZC	2	11.8171-0008.1 990049	ATE
2.8 V6 Syncro/4motion	142	06/97→11/00	←	10/00→; +PR 1LT	2	11.8171-0008.1 990049	ATE
			←	→ 09/00; +PR 1LB / 1LE / 1ZC	2	11.8171-0008.1 990049	ATE
2.5 TDI	110	07/98→11/00	←	10/00→; +PR 1LT	2	11.8171-0008.1 990049	ATE
			←	→ 09/00; +PR 1LB / 1LE / 1ZC	2	11.8171-0008.1 990049	ATE
↓							








	kW			 	! #		
<b>VW - PASSAT B5 Variant (3B5) 05/97→12/01</b>							
<b>Führungsbolzen, Bremsattel</b>							
2.5 TDI	110	07/98→11/00	←	08/98→ 09/00; +PR 1LB / 1LE / 1ZC	2	11.8171-0008.1 990049	ATE
2.5 TDI Syncro/4motion	110	12/98→11/00		10/00→; +PR 1LT	2	11.8171-0008.1 990049	ATE
			←	→ 09/00; +PR 1LB / 1LE / 1ZC	2	11.8171-0008.1 990049	ATE
<b>Dichtungssatz, Bremsattel</b>							
1.6	74	06/97→11/00	←	→ 3B-X-124107; +PR 1LB / 1LE / 1ZC		11.0441-5704.2 250034	ATE
1.8	92	06/97→11/00					
1.8 Syncro/4motion	92	06/97→11/00	←	3B-X-124108→; +PR 1LB / 1LE / 1ZC		11.0441-5704.2 250034	ATE
1.8 T	110	05/97→11/00					
1.9 TDI	66	06/97→11/00					
1.9 TDI	81	06/97→11/00					
1.9 TDI	85	08/98→11/00					
1.9 TDI 4motion	85	08/99→11/00					
1.9 TDI Syncro/4motion	81	06/97→08/00					
1.9 TDI	74	02/00→11/00	←	10/00→; +PR 1LB / 1LE / 1ZC		11.0441-5704.2 250034	ATE
2.0	88	04/00→11/00					
2.0 4motion	88	04/00→11/00					
2.3 VR5	110	06/97→11/00	←	→ 3B-X-124107; +PR 1LB / 1LE / 1ZC		11.0441-5704.2 250034	ATE
2.3 VR5 Syncro/4motion	110	10/97→11/00					
2.8 V6	142	06/97→11/00	←	3B-X-124108→; → 09/00; +PR 1LB / 1LE / 1ZC		11.0441-5704.2 250034	ATE
			←	10/00→; +PR 1LT		11.0441-5704.2 250034	ATE
2.5 TDI	110	07/98→11/00	←	08/98→ 09/00; +PR 1LB / 1LE / 1ZC		11.0441-5704.2 250034	ATE
			←	10/00→; +PR 1LT		11.0441-5704.2 250034	ATE
2.5 TDI Syncro/4motion	110	12/98→11/00	←	→ 09/00; +PR 1LB / 1LE / 1ZC		11.0441-5704.2 250034	ATE
			←	10/00→; +PR 1LT		11.0441-5704.2 250034	ATE
<b>Bremsschlauch</b>							
1.6	74	06/97→11/00	←		2	83.7813-0295.3 330799	L= 295
1.8 T	110	05/97→11/00	→	□ / am Bremsattel		24.1253-0030.3 331126	L= 184 mit Rohrleitung
1.9 TDI	81	06/97→11/00	→	□ / am Bremsattel		24.1253-0040.3 331127	L= 190 mit Rohrleitung
1.9 TDI	85	08/98→11/00	→		2	24.5237-0183.3 331454	L= 182,4
2.3 VR5	110	06/97→11/00	→				
2.8 V6	142	06/97→11/00	→	am Bremsattel	2	24.5243-0190.3 330678	L= 190
1.8	92	06/97→11/00	←	→ 09/00	2	83.7813-0295.3 330799	L= 295
1.9 TDI	66	06/97→11/00	→	□ / am Bremsattel; → 09/00		24.1253-0030.3 331126	L= 184 mit Rohrleitung
			→	□ / am Bremsattel; → 09/00		24.1253-0040.3 331127	L= 190 mit Rohrleitung
			→	→ 09/00	2	24.5237-0183.3 331454	L= 182,4
			→	am Bremsattel; → 09/00	2	24.5243-0190.3 330678	L= 190
1.8 Syncro/4motion	92	06/97→11/00	←	→ 09/00	2	83.7813-0295.3 330799	L= 295
			→	→ 09/00	2	24.5243-0310.3 330755	L= 310
1.9 TDI	74	02/00→11/00	←	10/00→	2	83.7813-0295.3 330799	L= 295
			→	□ / am Bremsattel; 10/00→		24.1253-0030.3 331126	L= 184 mit Rohrleitung
2.0	88	04/00→11/00	→	□ / am Bremsattel; 10/00→		24.1253-0040.3 331127	L= 190 mit Rohrleitung
			→	10/00→	2	24.5237-0183.3 331454	L= 182,4
			→	am Bremsattel; 10/00→	2	24.5243-0190.3 330678	L= 190
1.9 TDI 4motion	85	08/99→11/00	←		2	83.7813-0295.3 330799	L= 295
1.9 TDI Syncro/4motion	81	06/97→08/00	→		2	24.5243-0310.3 330755	L= 310
2.0 4motion	88	04/00→11/00	←	10/00→	2	83.7813-0295.3 330799	L= 295
			→	10/00→	2	24.5243-0310.3 330755	L= 310
2.3 VR5 Syncro/4motion	110	10/97→11/00	←		2	83.7813-0295.3 330799	L= 295
2.5 TDI Syncro/4motion	110	12/98→11/00	→				
2.8 V6 Syncro/4motion	142	06/97→11/00	→	10/00→	2	24.5142-0290.3 330950	L= 290
			→	→ 09/00	2	24.5243-0310.3 330755	L= 310
2.5 TDI	110	07/98→11/00	←	08/98→	2	83.7813-0295.3 330799	L= 295
			→	□ / am Bremsattel; 08/98→		24.1253-0030.3 331126	L= 184 mit Rohrleitung
			→	□ / am Bremsattel; 08/98→		24.1253-0040.3 331127	L= 190 mit Rohrleitung
			→	08/98→	2	24.5237-0183.3 331454	L= 182,4
			→	am Bremsattel; 08/98→	2	24.5243-0190.3 330678	L= 190










	kw			 	! #					
<b>VW - PASSAT B6 (3C2) 03/05→12/10</b>										
 <b>Bremssattel</b>										
1.4 TSI 1.8 TSI	90 118	05/07→07/10 05/07→07/10	←	☐; 10/07→; +PR 1LJ / 1LH / 1ZG / 1ZM	24.3541-9553.5	241025	ATE - Halter			
			←	☐; 10/07→; +PR 1LJ / 1LH / 1ZG / 1ZM	24.3541-9554.5	241026	ATE - Halter			
			←	☐; 10/07→; +PR 1LK / 1LM	24.3576-9995.5	240962	ATE - Halter			
			←	☐; 10/07→; +PR 1LK / 1LM	24.3576-9996.5	240963	ATE - Halter			
			→	☐; 10/07→; +PR 1KU	24.6238-1705.7	220939	TRW - Halter + eFSB			
			→	☐; 10/07→; +PR 1KU	24.6238-1706.5	241218	TRW - Halter + eFSB			
			→	☐; 10/07→; +PR 1KW	24.6241-1709.5	240994	TRW + EMot / - Halter + FSB			
			→	☐; 10/07→; +PR 1KW	24.6241-1710.5	240995	TRW + EMot / - Halter + FSB			
			→	☐; 10/07→; +PR 2EA	24.6241-1711.5	240713	TRW + EMot / - Halter + FSB			
1.4 TSI EcoFuel 1.6 TDI 1.8 TSI 2.0 TDI 2.0 TDI 4motion	110 77 112 81 125	01/09→07/10 08/09→07/10 11/09→07/10 11/08→07/10 05/09→07/10	←	☐; +PR 1LJ / 1LH / 1ZG / 1ZM	24.3541-9553.5	241025	ATE - Halter			
			←	☐; +PR 1LJ / 1LH / 1ZG / 1ZM	24.3541-9554.5	241026	ATE - Halter			
			←	☐; +PR 1LK / 1LM	24.3576-9995.5	240962	ATE - Halter			
			←	☐; +PR 1LK / 1LM	24.3576-9996.5	240963	ATE - Halter			
			→	☐; +PR 1KU	24.6238-1705.7	220939	TRW - Halter + eFSB			
			→	☐; +PR 1KU	24.6238-1706.5	241218	TRW - Halter + eFSB			
			→	☐; +PR 1KW	24.6241-1709.5	240994	TRW + EMot / - Halter + FSB			
			→	☐; +PR 1KW	24.6241-1710.5	240995	TRW + EMot / - Halter + FSB			
			→	☐; +PR 2EA	24.6241-1711.5	240713	TRW + EMot / - Halter + FSB			
1.6 1.6 FSI 1.9 TDI 2.0 FSI 2.0 FSI 2.0 FSI 4motion 2.0 TDI 2.0 TDI 2.0 TDI 2.0 TDI 4motion 3.2 FSI 4motion 3.6 R36 4motion	75 85 77 110 147 110 88 103 125 103 184 220	05/05→07/10 03/05→06/08 03/05→07/10 03/05→07/10 07/05→07/10 09/05→07/10 11/05→05/07 03/05→05/09 08/05→07/10 03/05→05/09 11/05→07/10 04/07→07/10	←	☐; +PR 1LJ / 1LH / 1ZG / 1ZM	24.3541-9553.5	241025	ATE - Halter			
			←	☐; +PR 1LJ / 1LH / 1ZG / 1ZM	24.3541-9554.5	241026	ATE - Halter			
			←	☐; +PR 1LK / 1LM	24.3576-9995.5	240962	ATE - Halter			
			←	☐; +PR 1LK / 1LM	24.3576-9996.5	240963	ATE - Halter			
			→	☐; +PR 1KU; → 04/07	24.6238-1701.5	241213	TRW - Halter + eFSB			
			→	☐; +PR 1KU; → 04/07	24.6238-1702.7	220820	TRW - Halter + eFSB			
			→	☐; 05/07→; +PR 1KU	24.6238-1705.7	220939	TRW - Halter + eFSB			
			→	☐; 05/07→; +PR 1KU	24.6238-1706.5	241218	TRW - Halter + eFSB			
			→	☐; +PR 2EA / 2EL; → 04/07	24.6241-1705.5	241223	TRW + EMot / - Halter + FSB			
			→	☐; +PR 2EA / 2EL; → 04/07	24.6241-1706.5	241224	TRW + EMot / - Halter + FSB			
			→	☐; 05/07→; +PR 1KW	24.6241-1709.5	240994	TRW + EMot / - Halter + FSB			
			→	☐; 05/07→; +PR 1KW	24.6241-1710.5	240995	TRW + EMot / - Halter + FSB			
			→	☐; 05/07→; +PR 2EA	24.6241-1711.5	240713	TRW + EMot / - Halter + FSB			
			→	☐; 05/07→; +PR 2EA	24.6241-1712.5	240714	TRW + EMot / - Halter + FSB			
			2.0 BlueTDI	105	01/09→11/10	←	☐; +PR 1LJ / 1LH / 1ZG / 1ZM; → 07/10	24.3541-9553.5	241025	ATE - Halter
						←	☐; +PR 1LJ / 1LH / 1ZG / 1ZM; → 07/10	24.3541-9554.5	241026	ATE - Halter
						←	☐; +PR 1LK / 1LM; → 07/10	24.3576-9995.5	240962	ATE - Halter
←	☐; +PR 1LK / 1LM; → 07/10	24.3576-9996.5				240963	ATE - Halter			
→	☐; +PR 1KU; → 07/10	24.6238-1705.7				220939	TRW - Halter + eFSB			
→	☐; +PR 1KU; → 07/10	24.6238-1706.5				241218	TRW - Halter + eFSB			
→	☐; +PR 1KW; → 07/10	24.6241-1709.5				240994	TRW + EMot / - Halter + FSB			
→	☐; +PR 1KW; → 07/10	24.6241-1710.5				240995	TRW + EMot / - Halter + FSB			
→	☐; +PR 2EA; → 07/10	24.6241-1711.5				240713	TRW + EMot / - Halter + FSB			
2.0 TDI	90	08/05→07/06	←	☐; +PR 1LJ / 1LH / 1ZG / 1ZM	24.3541-9553.5	241025	ATE - Halter			
			←	☐; +PR 1LJ / 1LH / 1ZG / 1ZM	24.3541-9554.5	241026	ATE - Halter			
			←	☐; +PR 1LK / 1LM	24.3576-9995.5	240962	ATE - Halter			
			←	☐; +PR 1LK / 1LM	24.3576-9996.5	240963	ATE - Halter			
			→	☐; +PR 1KU	24.6238-1701.5	241213	TRW - Halter + eFSB			
			→	☐; +PR 1KU	24.6238-1702.7	220820	TRW - Halter + eFSB			
			→	☐; +PR 2EA / 2EL	24.6241-1705.5	241223	TRW + EMot / - Halter + FSB			
→	☐; +PR 2EA / 2EL	24.6241-1706.5	241224	TRW + EMot / - Halter + FSB						
↓										









	kw			 	! #		
<b>VW - PASSAT B6 (3C2) 03/05→12/10</b>							
 <b>Bremssattel</b>							
2.0 TDI 2.0 TDI 16V 4motion	100	03/05→11/10	←	☐; +PR 1LJ / 1LH / 1ZG / 1ZM; → 07/10	24.3541-9553.5	241025	ATE - Halter
	103	03/05→08/10	←	☐; +PR 1LJ / 1LH / 1ZG / 1ZM; → 07/10	24.3541-9554.5	241026	ATE - Halter
			←	☐; +PR 1LK / 1LM; → 07/10	24.3576-9995.5	240962	ATE - Halter
			←	☐; +PR 1LK / 1LM; → 07/10	24.3576-9996.5	240963	ATE - Halter
			→	☐; +PR 1KU; → 04/07	24.6238-1701.5	241213	TRW - Halter + eFSB
			→	☐; +PR 1KU; → 04/07	24.6238-1702.7	220820	TRW - Halter + eFSB
			→	☐; 05/07→ 07/10; +PR 1KU	24.6238-1705.7	220939	TRW - Halter + eFSB
			→	☐; 05/07→ 07/10; +PR 1KU	24.6238-1706.5	241218	TRW - Halter + eFSB
			→	☐; +PR 2EA / 2EL; → 04/07	24.6241-1705.5	241223	TRW + EMot / - Halter + FSB
			→	☐; +PR 2EA / 2EL; → 04/07	24.6241-1706.5	241224	TRW + EMot / - Halter + FSB
			→	☐; 05/07→ 07/10; +PR 1KW	24.6241-1709.5	240994	TRW + EMot / - Halter + FSB
			→	☐; 05/07→ 07/10; +PR 1KW	24.6241-1710.5	240995	TRW + EMot / - Halter + FSB
			→	☐; 05/07→ 07/10; +PR 2EA	24.6241-1711.5	240713	TRW + EMot / - Halter + FSB
			→	☐; 05/07→ 07/10; +PR 2EA	24.6241-1712.5	240714	TRW + EMot / - Halter + FSB
2.0 TDI	120	08/05→05/09	←	☐; +PR 1LJ / 1LH / 1ZG / 1ZM	24.3541-9553.5	241025	ATE - Halter
			←	☐; +PR 1LJ / 1LH / 1ZG / 1ZM	24.3541-9554.5	241026	ATE - Halter
			←	☐; +PR 1LK / 1LM	24.3576-9995.5	240962	ATE - Halter
			←	☐; +PR 1LK / 1LM	24.3576-9996.5	240963	ATE - Halter
			→	☐; +PR 1KU; → 04/07	24.6238-1701.5	241213	TRW - Halter + eFSB
			→	☐; +PR 1KU; → 04/07	24.6238-1702.7	220820	TRW - Halter + eFSB
			→	☐; 05/07→; +PR 1KU	24.6238-1705.7	220939	TRW - Halter + eFSB
			→	☐; 05/07→; +PR 1KU	24.6238-1706.5	241218	TRW - Halter + eFSB
			→	☐; +PR 2EA / 2EL; → 04/07	24.6241-1705.5	241223	TRW + EMot / - Halter + FSB
			→	☐; +PR 2EA / 2EL; → 04/07	24.6241-1706.5	241224	TRW + EMot / - Halter + FSB
			→	☐; +PR 1KW	24.6241-1709.5	240994	TRW + EMot / - Halter + FSB
			→	☐; +PR 1KW	24.6241-1710.5	240995	TRW + EMot / - Halter + FSB
			→	☐; +PR 2EA	24.6241-1711.5	240713	TRW + EMot / - Halter + FSB
			→	☐; +PR 2EA	24.6241-1712.5	240714	TRW + EMot / - Halter + FSB
2.0 TDI 16V	103	03/05→07/10	←	☐; +PR 1LJ / 1LH / 1ZG / 1ZM	24.3541-9553.5	241025	ATE - Halter
			←	☐; +PR 1LJ / 1LH / 1ZG / 1ZM	24.3541-9554.5	241026	ATE - Halter
			←	☐; +PR 1LK / 1LM	24.3576-9995.5	240962	ATE - Halter
			←	☐; +PR 1LK / 1LM	24.3576-9996.5	240963	ATE - Halter
			→	☐; +PR 1KU; → 04/07	24.6238-1701.5	241213	TRW - Halter + eFSB
			→	☐; +PR 1KU; → 04/07	24.6238-1702.7	220820	TRW - Halter + eFSB
			→	☐; +PR 1KU	24.6238-1705.7	220939	TRW - Halter + eFSB
			→	☐; +PR 1KU	24.6238-1706.5	241218	TRW - Halter + eFSB
			→	☐; +PR 2EA / 2EL; → 04/07	24.6241-1705.5	241223	TRW + EMot / - Halter + FSB
			→	☐; +PR 2EA / 2EL; → 04/07	24.6241-1706.5	241224	TRW + EMot / - Halter + FSB
			→	☐; +PR 1KW	24.6241-1709.5	240994	TRW + EMot / - Halter + FSB
			→	☐; +PR 1KW	24.6241-1710.5	240995	TRW + EMot / - Halter + FSB
			→	☐; +PR 2EA	24.6241-1711.5	240713	TRW + EMot / - Halter + FSB
			→	☐; +PR 2EA	24.6241-1712.5	240714	TRW + EMot / - Halter + FSB
<b>Halter, Bremssattel</b>							
1.4 TSI	90	05/07→07/10	←	10/07→; +PR 1LK / 1LM	11.0230-0663.1	260131	ATE
1.8 TSI	118	05/07→07/10	←	10/07→; +PR 1LJ / 1LH / 1ZG / 1ZM	11.0230-0783.1	260133	ATE
1.4 TSI EcoFuel	110	01/09→07/10	←	+PR 1LK / 1LM	11.0230-0663.1	260131	ATE
1.6	75	05/05→07/10					
1.6 FSI	85	03/05→06/08	←	+PR 1LJ / 1LH / 1ZG / 1ZM	11.0230-0783.1	260133	ATE
1.6 TDI	77	08/09→07/10					
1.8 TSI	112	11/09→07/10					
1.9 TDI	77	03/05→07/10					
2.0 FSI	110	03/05→07/10					
2.0 FSI	147	07/05→07/10					
2.0 FSI 4motion	110	09/05→07/10					
2.0 TDI	81	11/08→07/10					
2.0 TDI	88	11/05→05/07					
↓							











	kw			 	! #			
<b>VW - PASSAT B6 (3C2) 03/05→12/10</b>								
<b>Halter, Bremssattel</b>								
2.0 TDI	90	08/05→07/06	←	+PR 1LK / 1LM		11.0230-0663.1	260131	ATE
2.0 TDI	103	03/05→05/09	←	+PR 1LJ / 1LH / 1ZG / 1ZM		11.0230-0783.1	260133	ATE
2.0 TDI	120	08/05→05/09						
2.0 TDI	125	08/05→07/10						
2.0 TDI 16V	103	03/05→07/10						
2.0 TDI 4motion	103	03/05→05/09						
2.0 TDI 4motion	125	05/09→07/10						
3.2 FSI 4motion	184	11/05→07/10						
3.6 R36 4motion	220	04/07→07/10						
2.0 BlueTDI	105	01/09→11/10	←	+PR 1LK / 1LM; → 07/10		11.0230-0663.1	260131	ATE
2.0 TDI	100	03/05→11/10						
2.0 TDI 16V 4motion	103	03/05→08/10	←	+PR 1LJ / 1LH / 1ZG / 1ZM; → 07/10		11.0230-0783.1	260133	ATE
<b>Feder, Bremssattel</b>								
1.4 TSI	90	05/07→07/10	←	10/07→; +PR 1LJ / 1LH / 1ZG / 1ZM	2	11.8116-0351.1	390538	ATE
1.8 TSI	118	05/07→07/10	←	10/07→; +PR 1LK / 1LM	2	11.8116-0410.2	390589	ATE
1.4 TSI EcoFuel	110	01/09→07/10	←	+PR 1LJ / 1LH / 1ZG / 1ZM	2	11.8116-0351.1	390538	ATE
1.6	75	05/05→07/10						
1.6 FSI	85	03/05→06/08	←	+PR 1LK / 1LM	2	11.8116-0410.2	390589	ATE
1.6 TDI	77	08/09→07/10						
1.8 TSI	112	11/09→07/10						
1.9 TDI	77	03/05→07/10						
2.0 FSI	110	03/05→07/10						
2.0 FSI	147	07/05→07/10						
2.0 FSI 4motion	110	09/05→07/10						
2.0 TDI	81	11/08→07/10						
2.0 TDI	88	11/05→05/07						
2.0 TDI	90	08/05→07/06						
2.0 TDI	103	03/05→05/09						
2.0 TDI	120	08/05→05/09						
2.0 TDI	125	08/05→07/10						
2.0 TDI 16V	103	03/05→07/10						
2.0 TDI 4motion	103	03/05→05/09						
2.0 TDI 4motion	125	05/09→07/10						
3.2 FSI 4motion	184	11/05→07/10						
3.6 R36 4motion	220	04/07→07/10						
2.0 BlueTDI	105	01/09→11/10	←	+PR 1LJ / 1LH / 1ZG / 1ZM; → 07/10	2	11.8116-0351.1	390538	ATE
2.0 TDI	100	03/05→11/10						
2.0 TDI 16V 4motion	103	03/05→08/10	←	+PR 1LK / 1LM; → 07/10	2	11.8116-0410.2	390589	ATE
<b>Führungshülzensatz, Bremssattel</b>								
1.4 TSI	90	05/07→07/10	←	10/07→; +PR 1LJ / 1LH / 1ZG / 1ZM		11.0101-5409.2	260035	ATE
1.8 TSI	118	05/07→07/10	←	10/07→; +PR 1LK / 1LM		11.0101-5409.2	260035	ATE
1.4 TSI EcoFuel	110	01/09→07/10	←	+PR 1LJ / 1LH / 1ZG / 1ZM		11.0101-5409.2	260035	ATE
1.6	75	05/05→07/10						
1.6 FSI	85	03/05→06/08	←	+PR 1LK / 1LM		11.0101-5409.2	260035	ATE
1.6 TDI	77	08/09→07/10						
1.8 TSI	112	11/09→07/10						
1.9 TDI	77	03/05→07/10						
2.0 FSI	110	03/05→07/10						
2.0 FSI	147	07/05→07/10						
2.0 FSI 4motion	110	09/05→07/10						
2.0 TDI	81	11/08→07/10						
2.0 TDI	88	11/05→05/07						
2.0 TDI	90	08/05→07/06						
2.0 TDI	103	03/05→05/09						
2.0 TDI	120	08/05→05/09						
2.0 TDI	125	08/05→07/10						
2.0 TDI 16V	103	03/05→07/10						
2.0 TDI 4motion	103	03/05→05/09						
2.0 TDI 4motion	125	05/09→07/10						
3.2 FSI 4motion	184	11/05→07/10						
3.6 R36 4motion	220	04/07→07/10						
2.0 BlueTDI	105	01/09→11/10	←	+PR 1LJ / 1LH / 1ZG / 1ZM; → 07/10		11.0101-5409.2	260035	ATE
2.0 TDI	100	03/05→11/10						
2.0 TDI 16V 4motion	103	03/05→08/10	←	+PR 1LK / 1LM; → 07/10		11.0101-5409.2	260035	ATE
<b>Führungsbolzen, Bremssattel</b>								
1.4 TSI	90	05/07→07/10		10/07→; +PR 1LJ / 1LH / 1ZG / 1ZM	2	11.8171-0008.1	990049	ATE
1.8 TSI	118	05/07→07/10		10/07→; +PR 1LK / 1LM	2	11.8171-0008.1	990049	ATE
1.4 TSI EcoFuel	110	01/09→07/10		+PR 1LJ / 1LH / 1ZG / 1ZM	2	11.8171-0008.1	990049	ATE
1.6	75	05/05→07/10						
1.6 FSI	85	03/05→06/08		+PR 1LK / 1LM	2	11.8171-0008.1	990049	ATE
1.6 TDI	77	08/09→07/10						
1.8 TSI	112	11/09→07/10						
1.9 TDI	77	03/05→07/10						
2.0 FSI	110	03/05→07/10						
2.0 FSI	147	07/05→07/10						
2.0 FSI 4motion	110	09/05→07/10						
↓								

















	kw			 	! #		
<b>VW - PASSAT B6 (3C2) 03/05→12/10</b>							
<b>Führungsbolzen, Bremsattel</b>							
2.0 TDI	81	11/08→07/10		+PR 1LJ / 1LH / 1ZG / 1ZM	2	11.8171-0008.1 990049	ATE
2.0 TDI	88	11/05→05/07					
2.0 TDI	90	08/05→07/06		+PR 1LK / 1LM	2	11.8171-0008.1 990049	ATE
2.0 TDI	103	03/05→05/09					
2.0 TDI	120	08/05→05/09					
2.0 TDI	125	08/05→07/10					
2.0 TDI 16V	103	03/05→07/10					
2.0 TDI 4motion	103	03/05→05/09					
2.0 TDI 4motion	125	05/09→07/10					
3.2 FSI 4motion	184	11/05→07/10					
3.6 R36 4motion	220	04/07→07/10					
2.0 BlueTDI	105	01/09→11/10		+PR 1LK / 1LM; → 07/10	2	11.8171-0008.1 990049	ATE
2.0 TDI	100	03/05→11/10					
2.0 TDI 16V 4motion	103	03/05→08/10		+PR 1LJ / 1LH / 1ZG / 1ZM; → 07/10	2	11.8171-0008.1 990049	ATE
<b>Bremsschlauch</b>							
1.4 TSI	90	05/07→07/10	←	10/07→; +PR 1LJ / 1LH / 1ZG	2	83.7247-0603.3 330899	L= 603
1.8 TSI	118	05/07→07/10	←	10/07→; +PR 1LK	2	83.7249-0536.3 330900	L= 536
			→	10/07→	2	24.5204-0233.3 331430	L= 233
1.4 TSI EcoFuel	110	01/09→07/10	←	+PR 1LJ / 1LH / 1ZG	2	83.7247-0603.3 330899	L= 603
1.6	75	05/05→07/10					
1.6 FSI	85	03/05→06/08	←	+PR 1LK	2	83.7249-0536.3 330900	L= 536
1.6 TDI	77	08/09→07/10	→		2	24.5204-0233.3 331430	L= 233
1.8 TSI	112	11/09→07/10					
1.9 TDI	77	03/05→07/10					
2.0 FSI	110	03/05→07/10					
2.0 FSI	147	07/05→07/10					
2.0 FSI 4motion	110	09/05→07/10					
2.0 TDI	81	11/08→07/10					
2.0 TDI	88	11/05→05/07					
2.0 TDI	90	08/05→07/06					
2.0 TDI	103	03/05→05/09					
2.0 TDI	120	08/05→05/09					
2.0 TDI	125	08/05→07/10					
2.0 TDI 16V	103	03/05→07/10					
2.0 TDI 4motion	103	03/05→05/09					
2.0 TDI 4motion	125	05/09→07/10					
3.2 FSI 4motion	184	11/05→07/10					
3.6 R36 4motion	220	04/07→07/10					
2.0 BlueTDI	105	01/09→11/10	←	→ 07/10; +PR 1LJ / 1LH / 1ZG	2	83.7247-0603.3 330899	L= 603
2.0 TDI	100	03/05→11/10	←	→ 07/10; +PR 1LK	2	83.7249-0536.3 330900	L= 536
2.0 TDI 16V 4motion	103	03/05→08/10	→	→ 07/10	2	24.5204-0233.3 331430	L= 233
<b>VW - PASSAT B6 Variant (3C5) 08/05→11/11</b>							
<b>Bremssattel</b>							
1.4 TSI	90	05/07→11/10	←	☐; 10/07→ 07/10;		24.3541-9553.5 241025	ATE - Halter
1.8 TSI	118	05/07→10/11	←	+PR 1LJ / 1LH / 1ZG / 1ZM		24.3541-9554.5 241026	ATE - Halter
			←	☐; 10/07→ 07/10;		24.3576-9995.5 240962	ATE - Halter
			←	+PR 1LJ / 1LH / 1ZG / 1ZM		24.3576-9996.5 240963	ATE - Halter
			←	☐; 10/07→ 07/10; +PR 1LK / 1LM		24.6238-1705.7 220939	TRW - Halter + eFSB
			→	☐; 10/07→ 07/10; +PR 1LK / 1LM		24.6238-1706.5 241218	TRW - Halter + eFSB
			→	☐; 10/07→ 07/10; +PR 1KU		24.6241-1709.5 240994	TRW + EMot / - Halter + FSB
			→	☐; 10/07→ 07/10; +PR 1KW		24.6241-1710.5 240995	TRW + EMot / - Halter + FSB
			→	☐; 10/07→ 07/10; +PR 1KW		24.6241-1711.5 240713	TRW + EMot / - Halter + FSB
			→	☐; 10/07→ 07/10; +PR 2EA / 2EL		24.6241-1712.5 240714	TRW + EMot / - Halter + FSB
1.4 TSI EcoFuel	110	01/09→11/10	←	☐; → 07/10; +PR 1LJ / 1LH / 1ZG / 1ZM		24.3541-9553.5 241025	ATE - Halter
1.6 TDI	77	08/09→11/10					
1.8 TSI	112	11/09→11/10	←	☐; → 07/10; +PR 1LJ / 1LH / 1ZG / 1ZM		24.3576-9995.5 240962	ATE - Halter
2.0 BlueTDI	105	01/09→11/10	←	☐; → 07/10; +PR 1LK / 1LM		24.3576-9996.5 240963	ATE - Halter
2.0 TDI	81	11/08→11/10	←	☐; → 07/10; +PR 1LK / 1LM		24.6238-1705.7 220939	TRW - Halter + eFSB
2.0 TDI 4motion	125	05/09→11/10	←	☐; → 07/10; +PR 1LK / 1LM		24.6238-1706.5 241218	TRW - Halter + eFSB
			→	☐; → 07/10; +PR 1KU		24.6241-1709.5 240994	TRW + EMot / - Halter + FSB
			→	☐; → 07/10; +PR 1KW		24.6241-1710.5 240995	TRW + EMot / - Halter + FSB
			→	☐; → 07/10; +PR 1KW		24.6241-1711.5 240713	TRW + EMot / - Halter + FSB
			→	☐; → 07/10; +PR 2EA / 2EL		24.6241-1712.5 240714	TRW + EMot / - Halter + FSB
			→	☐; → 07/10; +PR 2EA / 2EL			
↓							

	kw			 	! #		
<b>VW - PASSAT B6 Variant (3C5) 08/05→11/11</b>							
 <b>Bremssattel</b>							
1.6	75	08/05→11/10	←	☐; → 07/10; +PR 1LJ / 1LH / 1ZG / 1ZM	24.3541-9553.5	241025	ATE - Halter
2.0 FSI	110	08/05→11/10	←	☐; → 07/10; +PR 1LJ / 1LH / 1ZG / 1ZM	24.3541-9554.5	241026	ATE - Halter
2.0 FSI	147	08/05→11/10	←	☐; → 07/10; +PR 1LJ / 1LH / 1ZG / 1ZM	24.3541-9554.5	241026	ATE - Halter
2.0 FSI 4motion	110	09/05→11/10	←	☐; → 07/10; +PR 1LK / 1LM	24.3576-9995.5	240962	ATE - Halter
2.0 TDI	100	08/05→11/10	←	☐; → 07/10; +PR 1LK / 1LM	24.3576-9995.5	240962	ATE - Halter
2.0 TDI	125	08/05→11/10	←	☐; → 07/10; +PR 1LK / 1LM	24.3576-9996.5	240963	ATE - Halter
2.0 TDI 16V	103	08/05→11/10	→	☐; → 04/07; +PR 1KU	24.6238-1701.5	241213	TRW - Halter + eFSB
3.2 FSI 4motion	184	11/05→11/10	→	☐; → 04/07; +PR 1KU	24.6238-1701.5	241213	TRW - Halter + eFSB
3.6 R36 4motion	220	04/07→11/10	→	☐; → 04/07; +PR 1KU	24.6238-1702.7	220820	TRW - Halter + eFSB
			→	☐; 05/07→ 07/10; +PR 1KU	24.6238-1705.7	220939	TRW - Halter + eFSB
			→	☐; 05/07→ 07/10; +PR 1KU	24.6238-1706.5	241218	TRW - Halter + eFSB
			→	☐; → 04/07; +PR 2EA / 2EL	24.6241-1705.5	241223	TRW + EMot / - Halter + FSB
			→	☐; → 04/07; +PR 2EA / 2EL	24.6241-1706.5	241224	TRW + EMot / - Halter + FSB
			→	☐; → 07/10; +PR 1KW	24.6241-1709.5	240994	TRW + EMot / - Halter + FSB
			→	☐; → 07/10; +PR 1KW	24.6241-1710.5	240995	TRW + EMot / - Halter + FSB
			→	☐; 05/07→ 07/10; +PR 2EA / 2EL	24.6241-1711.5	240713	TRW + EMot / - Halter + FSB
			→	☐; 05/07→ 07/10; +PR 2EA / 2EL	24.6241-1712.5	240714	TRW + EMot / - Halter + FSB
1.6 FSI	85	08/05→06/08	←	☐; +PR 1LJ / 1LH / 1ZG / 1ZM	24.3541-9553.5	241025	ATE - Halter
2.0 TDI	103	08/05→05/09	←	☐; +PR 1LJ / 1LH / 1ZG / 1ZM	24.3541-9554.5	241026	ATE - Halter
2.0 TDI	120	08/05→05/09	←	☐; +PR 1LK / 1LM	24.3576-9995.5	240962	ATE - Halter
			←	☐; +PR 1LK / 1LM	24.3576-9996.5	240963	ATE - Halter
			→	☐; → 04/07; +PR 1KU	24.6238-1701.5	241213	TRW - Halter + eFSB
			→	☐; → 04/07; +PR 1KU	24.6238-1702.7	220820	TRW - Halter + eFSB
			→	☐; 05/07→; +PR 1KU	24.6238-1705.7	220939	TRW - Halter + eFSB
			→	☐; 05/07→; +PR 1KU	24.6238-1706.5	241218	TRW - Halter + eFSB
			→	☐; → 04/07; +PR 2EA / 2EL	24.6241-1705.5	241223	TRW + EMot / - Halter + FSB
			→	☐; → 04/07; +PR 2EA / 2EL	24.6241-1706.5	241224	TRW + EMot / - Halter + FSB
			→	☐; +PR 1KW	24.6241-1709.5	240994	TRW + EMot / - Halter + FSB
			→	☐; +PR 1KW	24.6241-1710.5	240995	TRW + EMot / - Halter + FSB
			→	☐; 05/07→; +PR 2EA / 2EL	24.6241-1711.5	240713	TRW + EMot / - Halter + FSB
			→	☐; 05/07→; +PR 2EA / 2EL	24.6241-1712.5	240714	TRW + EMot / - Halter + FSB
1.9 TDI	77	08/05→11/10	←	☐; +PR 1LJ / 1LH / 1ZG / 1ZM	24.3541-9553.5	241025	ATE - Halter
			←	☐; +PR 1LJ / 1LH / 1ZG / 1ZM	24.3541-9554.5	241026	ATE - Halter
			←	☐; → 07/10; +PR 1LK / 1LM	24.3576-9995.5	240962	ATE - Halter
			←	☐; → 07/10; +PR 1LK / 1LM	24.3576-9996.5	240963	ATE - Halter
			→	☐; → 04/07; +PR 1KU	24.6238-1701.5	241213	TRW - Halter + eFSB
			→	☐; → 04/07; +PR 1KU	24.6238-1702.7	220820	TRW - Halter + eFSB
			→	☐; 05/07→; +PR 1KU	24.6238-1705.7	220939	TRW - Halter + eFSB
			→	☐; 05/07→; +PR 1KU	24.6238-1706.5	241218	TRW - Halter + eFSB
			→	☐; → 04/07; +PR 2EA / 2EL	24.6241-1705.5	241223	TRW + EMot / - Halter + FSB
			→	☐; → 04/07; +PR 2EA / 2EL	24.6241-1706.5	241224	TRW + EMot / - Halter + FSB
			→	☐; +PR 1KW	24.6241-1709.5	240994	TRW + EMot / - Halter + FSB
			→	☐; +PR 1KW	24.6241-1710.5	240995	TRW + EMot / - Halter + FSB
			→	☐; 05/07→; +PR 2EA / 2EL	24.6241-1711.5	240713	TRW + EMot / - Halter + FSB
			→	☐; 05/07→; +PR 2EA / 2EL	24.6241-1712.5	240714	TRW + EMot / - Halter + FSB
2.0 TDI	88	11/05→05/07	←	☐; +PR 1LJ / 1LH / 1ZG / 1ZM	24.3541-9553.5	241025	ATE - Halter
			←	☐; +PR 1LJ / 1LH / 1ZG / 1ZM	24.3541-9554.5	241026	ATE - Halter
			←	☐; +PR 1LK / 1LM	24.3576-9995.5	240962	ATE - Halter
			←	☐; +PR 1LK / 1LM	24.3576-9996.5	240963	ATE - Halter
			→	☐; → 04/07; +PR 1KU	24.6238-1701.5	241213	TRW - Halter + eFSB
			→	☐; → 04/07; +PR 1KU	24.6238-1702.7	220820	TRW - Halter + eFSB
			→	☐; 05/07→; +PR 1KU	24.6238-1705.7	220939	TRW - Halter + eFSB
			→	☐; 05/07→; +PR 1KU	24.6238-1706.5	241218	TRW - Halter + eFSB
			→	☐; → 04/07; +PR 2EA / 2EL	24.6241-1705.5	241223	TRW + EMot / - Halter + FSB
			→	☐; → 04/07; +PR 2EA / 2EL	24.6241-1706.5	241224	TRW + EMot / - Halter + FSB










	kw			 	! #		
<b>VW - PASSAT B6 Variant (3C5) 08/05→11/11</b>							
<b> Bremssattel</b>							
2.0 TDI	88	11/05→05/07	➡	☐; +PR 1KW	24.6241-1709.5	240994	TRW + EMot / - Halter + FSB
			➡	☐; +PR 1KW	24.6241-1710.5	240995	TRW + EMot / - Halter + FSB
			➡	☐; +PR 2EA / 2EL	24.6241-1711.5	240713	TRW + EMot / - Halter + FSB
			➡	☐; +PR 2EA / 2EL	24.6241-1712.5	240714	TRW + EMot / - Halter + FSB
2.0 TDI	90	08/05→02/06	←	☐; +PR 1LJ / 1LH / 1ZG / 1ZM	24.3541-9553.5	241025	ATE - Halter
			←	☐; +PR 1LJ / 1LH / 1ZG / 1ZM	24.3541-9554.5	241026	ATE - Halter
			←	☐; +PR 1LK / 1LM	24.3576-9995.5	240962	ATE - Halter
			←	☐; +PR 1LK / 1LM	24.3576-9996.5	240963	ATE - Halter
			➡	☐; +PR 1KU	24.6238-1701.5	241213	TRW - Halter + eFSB
			➡	☐; +PR 1KU	24.6238-1702.7	220820	TRW - Halter + eFSB
			➡	☐; +PR 2EA / 2EL	24.6241-1705.5	241223	TRW + EMot / - Halter + FSB
			➡	☐; +PR 2EA / 2EL	24.6241-1706.5	241224	TRW + EMot / - Halter + FSB
			➡	☐; +PR 1KW	24.6241-1709.5	240994	TRW + EMot / - Halter + FSB
			➡	☐; +PR 1KW	24.6241-1710.5	240995	TRW + EMot / - Halter + FSB
			2.0 TDI 16V 4motion	103	08/05→11/10	←	☐; 09/05→ 07/10; +PR 1LJ / 1LH / 1ZG / 1ZM
←	☐; 09/05→ 07/10; +PR 1LJ / 1LH / 1ZG / 1ZM	24.3541-9554.5				241026	ATE - Halter
←	☐; 09/05→ 07/10; +PR 1LK / 1LM	24.3576-9995.5				240962	ATE - Halter
←	☐; 09/05→ 07/10; +PR 1LK / 1LM	24.3576-9996.5				240963	ATE - Halter
➡	☐; 09/05→ 04/07; +PR 1KU	24.6238-1701.5				241213	TRW - Halter + eFSB
➡	☐; 09/05→ 04/07; +PR 1KU	24.6238-1702.7				220820	TRW - Halter + eFSB
➡	☐; 05/07→ 07/10; +PR 1KU	24.6238-1705.7				220939	TRW - Halter + eFSB
➡	☐; 05/07→ 07/10; +PR 1KU	24.6238-1706.5				241218	TRW - Halter + eFSB
➡	☐; 09/05→ 04/07; +PR 2EA / 2EL	24.6241-1705.5				241223	TRW + EMot / - Halter + FSB
➡	☐; 09/05→ 04/07; +PR 2EA / 2EL	24.6241-1706.5				241224	TRW + EMot / - Halter + FSB
➡	☐; 09/05→ 07/10; +PR 1KW	24.6241-1709.5				240994	TRW + EMot / - Halter + FSB
➡	☐; 09/05→ 07/10; +PR 1KW	24.6241-1710.5				240995	TRW + EMot / - Halter + FSB
➡	☐; 05/07→ 07/10; +PR 2EA / 2EL	24.6241-1711.5				240713	TRW + EMot / - Halter + FSB
➡	☐; 05/07→ 07/10; +PR 2EA / 2EL	24.6241-1712.5				240714	TRW + EMot / - Halter + FSB
2.0 TDI 4motion	103	08/05→05/09	←	☐; 09/05→; +PR 1LJ / 1LH / 1ZG / 1ZM	24.3541-9553.5	241025	ATE - Halter
			←	☐; 09/05→; +PR 1LJ / 1LH / 1ZG / 1ZM	24.3541-9554.5	241026	ATE - Halter
			←	☐; 09/05→; +PR 1LK / 1LM	24.3576-9995.5	240962	ATE - Halter
			←	☐; 09/05→; +PR 1LK / 1LM	24.3576-9996.5	240963	ATE - Halter
			➡	☐; 09/05→ 04/07; +PR 1KU	24.6238-1701.5	241213	TRW - Halter + eFSB
			➡	☐; 09/05→ 04/07; +PR 1KU	24.6238-1702.7	220820	TRW - Halter + eFSB
			➡	☐; 05/07→; +PR 1KU	24.6238-1705.7	220939	TRW - Halter + eFSB
			➡	☐; 05/07→; +PR 1KU	24.6238-1706.5	241218	TRW - Halter + eFSB
			➡	☐; 09/05→ 04/07; +PR 2EA / 2EL	24.6241-1705.5	241223	TRW + EMot / - Halter + FSB
			➡	☐; 09/05→ 04/07; +PR 2EA / 2EL	24.6241-1706.5	241224	TRW + EMot / - Halter + FSB
			➡	☐; 09/05→; +PR 1KW	24.6241-1709.5	240994	TRW + EMot / - Halter + FSB
			➡	☐; 09/05→; +PR 1KW	24.6241-1710.5	240995	TRW + EMot / - Halter + FSB
			➡	☐; 05/07→; +PR 2EA / 2EL	24.6241-1711.5	240713	TRW + EMot / - Halter + FSB
			➡	☐; 05/07→; +PR 2EA / 2EL	24.6241-1712.5	240714	TRW + EMot / - Halter + FSB
<b>Halter, Bremssattel</b>							
1.4 TSI	90	05/07→11/10	←	10/07→ 07/10; +PR 1LK / 1LM	11.0230-0663.1	260131	ATE
1.8 TSI	118	05/07→10/11	←	10/07→ 07/10; +PR 1LJ / 1LH / 1ZG / 1ZM	11.0230-0783.1	260133	ATE
1.4 TSI EcoFuel	110	01/09→11/10	←	→ 07/10; +PR 1LK / 1LM	11.0230-0663.1	260131	ATE
1.6	75	08/05→11/10	←	→ 07/10; +PR 1LJ / 1LH / 1ZG / 1ZM	11.0230-0783.1	260133	ATE
1.6 TDI	77	08/09→11/10					
1.8 TSI	112	11/09→11/10					
2.0 BlueTDI	105	01/09→11/10					
2.0 FSI	110	08/05→11/10					
2.0 FSI	147	08/05→11/10					
2.0 FSI 4motion	110	09/05→11/10					
2.0 TDI	81	11/08→11/10					
↓							








	kw			 	! #		
<b>VW - PASSAT B6 Variant (3C5) 08/05→11/11</b>							
<b>Halter, Bremssattel</b>							
2.0 TDI	100	08/05→11/10	←	→ 07/10; +PR 1LK / 1LM		11.0230-0663.1	260131 ATE
2.0 TDI	125	08/05→11/10	←	→ 07/10; +PR 1LJ / 1LH / 1ZG / 1ZM		11.0230-0783.1	260133 ATE
2.0 TDI 16V	103	08/05→11/10					
2.0 TDI 4motion	125	05/09→11/10					
3.2 FSI 4motion	184	11/05→11/10					
3.6 R36 4motion	220	04/07→11/10					
1.6 FSI	85	08/05→06/08	←	+PR 1LK / 1LM		11.0230-0663.1	260131 ATE
1.9 TDI	77	08/05→11/10	←	+PR 1LJ / 1LH / 1ZG / 1ZM		11.0230-0783.1	260133 ATE
2.0 TDI	88	11/05→05/07					
2.0 TDI	90	08/05→02/06					
2.0 TDI	103	08/05→05/09					
2.0 TDI	120	08/05→05/09					
2.0 TDI 16V 4motion	103	08/05→11/10	←	09/05→ 07/10; +PR 1LK / 1LM		11.0230-0663.1	260131 ATE
			←	09/05→ 07/10; +PR 1LJ / 1LH / 1ZG / 1ZM		11.0230-0783.1	260133 ATE
2.0 TDI 4motion	103	08/05→05/09	←	09/05→; +PR 1LK / 1LM		11.0230-0663.1	260131 ATE
			←	09/05→; +PR 1LJ / 1LH / 1ZG / 1ZM		11.0230-0783.1	260133 ATE
<b>Feder, Bremssattel</b>							
1.4 TSI	90	05/07→11/10	←	10/07→ 07/10; +PR 1LJ / 1LH / 1ZG / 1ZM	2	11.8116-0351.1	390538 ATE
1.8 TSI	118	05/07→10/11	←	10/07→ 07/10; +PR 1LK / 1LM	2	11.8116-0410.2	390589 ATE
1.4 TSI EcoFuel	110	01/09→11/10	←	→ 07/10; +PR 1LJ / 1LH / 1ZG / 1ZM	2	11.8116-0351.1	390538 ATE
1.6	75	08/05→11/10	←	→ 07/10; +PR 1LK / 1LM	2	11.8116-0410.2	390589 ATE
1.6 TDI	77	08/09→11/10					
1.8 TSI	112	11/09→11/10					
2.0 BlueTDI	105	01/09→11/10					
2.0 FSI	110	08/05→11/10					
2.0 FSI	147	08/05→11/10					
2.0 FSI 4motion	110	09/05→11/10					
2.0 TDI	81	11/08→11/10					
2.0 TDI	100	08/05→11/10					
2.0 TDI	125	08/05→11/10					
2.0 TDI 16V	103	08/05→11/10					
2.0 TDI 4motion	125	05/09→11/10					
3.2 FSI 4motion	184	11/05→11/10					
3.6 R36 4motion	220	04/07→11/10					
1.6 FSI	85	08/05→06/08					
1.9 TDI	77	08/05→11/10	←	+PR 1LK / 1LM	2	11.8116-0410.2	390589 ATE
2.0 TDI	88	11/05→05/07					
2.0 TDI	90	08/05→02/06					
2.0 TDI	103	08/05→05/09					
2.0 TDI	120	08/05→05/09					
2.0 TDI 16V 4motion	103	08/05→11/10	←	09/05→ 07/10; +PR 1LJ / 1LH / 1ZG / 1ZM	2	11.8116-0351.1	390538 ATE
			←	09/05→ 07/10; +PR 1LK / 1LM	2	11.8116-0410.2	390589 ATE
2.0 TDI 4motion	103	08/05→05/09	←	09/05→; +PR 1LJ / 1LH / 1ZG / 1ZM	2	11.8116-0351.1	390538 ATE
			←	09/05→; +PR 1LK / 1LM	2	11.8116-0410.2	390589 ATE
<b>Führungshülzensatz, Bremssattel</b>							
1.4 TSI	90	05/07→11/10	←	10/07→ 07/10; +PR 1LK / 1LM		11.0101-5409.2	260035 ATE
1.8 TSI	118	05/07→10/11	←	10/07→ 07/10; +PR 1LJ / 1LH / 1ZG / 1ZM		11.0101-5409.2	260035 ATE
1.4 TSI EcoFuel	110	01/09→11/10	←	→ 07/10; +PR 1LJ / 1LH / 1ZG / 1ZM		11.0101-5409.2	260035 ATE
1.6	75	08/05→11/10	←	→ 07/10; +PR 1LK / 1LM		11.0101-5409.2	260035 ATE
1.6 TDI	77	08/09→11/10					
1.8 TSI	112	11/09→11/10					
2.0 BlueTDI	105	01/09→11/10					
2.0 FSI	110	08/05→11/10					
2.0 FSI	147	08/05→11/10					
2.0 FSI 4motion	110	09/05→11/10					
2.0 TDI	81	11/08→11/10					
2.0 TDI	100	08/05→11/10					
2.0 TDI	125	08/05→11/10					
2.0 TDI 16V	103	08/05→11/10					
2.0 TDI 4motion	125	05/09→11/10					
3.2 FSI 4motion	184	11/05→11/10					
3.6 R36 4motion	220	04/07→11/10					
1.6 FSI	85	08/05→06/08					
1.9 TDI	77	08/05→11/10	←	+PR 1LK / 1LM		11.0101-5409.2	260035 ATE
2.0 TDI	88	11/05→05/07					
2.0 TDI	90	08/05→02/06					
2.0 TDI	103	08/05→05/09					
2.0 TDI	120	08/05→05/09					
2.0 TDI 16V 4motion	103	08/05→11/10	←	09/05→ 07/10; +PR 1LK / 1LM		11.0101-5409.2	260035 ATE
↓							










	kw			 	! #		
<b>VW - PASSAT B6 Variant (3C5) 08/05→11/11</b>							
<b>Führungshülzensatz, Bremsattel</b>							
2.0 TDI 16V 4motion	103	08/05→11/10	←	09/05→ 07/10; +PR 1LJ / 1LH / 1ZG / 1ZM		11.0101-5409.2 260035	ATE
2.0 TDI 4motion	103	08/05→05/09	←	09/05→; +PR 1LK / 1LM		11.0101-5409.2 260035	ATE
			←	09/05→; +PR 1LJ / 1LH / 1ZG / 1ZM		11.0101-5409.2 260035	ATE
<b>Führungsbolzen, Bremsattel</b>							
1.4 TSI	90	05/07→11/10		10/07→ 07/10; +PR 1LK / 1LM	2	11.8171-0008.1 990049	ATE
1.8 TSI	118	05/07→10/11		10/07→ 07/10; +PR 1LJ / 1LH / 1ZG / 1ZM	2	11.8171-0008.1 990049	ATE
1.4 TSI EcoFuel	110	01/09→11/10		→ 07/10; +PR 1LK / 1LM	2	11.8171-0008.1 990049	ATE
1.6	75	08/05→11/10					
1.6 TDI	77	08/09→11/10		→ 07/10; +PR 1LJ / 1LH / 1ZG / 1ZM	2	11.8171-0008.1 990049	ATE
1.8 TSI	112	11/09→11/10					
2.0 BlueTDI	105	01/09→11/10					
2.0 FSI	110	08/05→11/10					
2.0 FSI	147	08/05→11/10					
2.0 FSI 4motion	110	09/05→11/10					
2.0 TDI	81	11/08→11/10					
2.0 TDI	100	08/05→11/10					
2.0 TDI	125	08/05→11/10					
2.0 TDI 16V	103	08/05→11/10					
2.0 TDI 4motion	125	05/09→11/10					
3.2 FSI 4motion	184	11/05→11/10					
3.6 R36 4motion	220	04/07→11/10					
1.6 FSI	85	08/05→06/08		+PR 1LJ / 1LH / 1ZG / 1ZM	2	11.8171-0008.1 990049	ATE
1.9 TDI	77	08/05→11/10					
2.0 TDI	88	11/05→05/07		+PR 1LK / 1LM	2	11.8171-0008.1 990049	ATE
2.0 TDI	90	08/05→02/06					
2.0 TDI	103	08/05→05/09					
2.0 TDI	120	08/05→05/09					
2.0 TDI 16V 4motion	103	08/05→11/10		09/05→ 07/10; +PR 1LK / 1LM	2	11.8171-0008.1 990049	ATE
				09/05→ 07/10; +PR 1LJ / 1LH / 1ZG / 1ZM	2	11.8171-0008.1 990049	ATE
2.0 TDI 4motion	103	08/05→05/09		09/05→; +PR 1LK / 1LM	2	11.8171-0008.1 990049	ATE
				09/05→; +PR 1LJ / 1LH / 1ZG / 1ZM	2	11.8171-0008.1 990049	ATE
<b>Bremsschlauch</b>							
1.4 TSI	90	05/07→11/10	←	10/07→ 07/10; +PR 1LJ / 1LH / 1ZG	2	83.7247-0603.3 330899	L= 603
1.8 TSI	118	05/07→10/11	←	10/07→ 07/10; +PR 1LK	2	83.7249-0536.3 330900	L= 536
			→	10/07→ 07/10	2	24.5204-0233.3 331430	L= 233
1.4 TSI EcoFuel	110	01/09→11/10	←	→ 07/10; +PR 1LJ / 1LH / 1ZG	2	83.7247-0603.3 330899	L= 603
			←	→ 07/10; +PR 1LK	2	83.7249-0536.3 330900	L= 536
			→	+PR 1KW	2	24.5143-0257.3 331167	L= 257
			→	→ 07/10; +PR 1KU / 2EA	2	24.5204-0233.3 331430	L= 233
1.6	75	08/05→11/10	←	→ 07/10; +PR 1LJ / 1LH / 1ZG	2	83.7247-0603.3 330899	L= 603
1.6 TDI	77	08/09→11/10	←	→ 07/10; +PR 1LK	2	83.7249-0536.3 330900	L= 536
1.8 TSI	112	11/09→11/10	←	→ 07/10; +PR 1LK	2	83.7249-0536.3 330900	L= 536
2.0 BlueTDI	105	01/09→11/10	→	→ 07/10	2	24.5204-0233.3 331430	L= 233
2.0 FSI	110	08/05→11/10					
2.0 FSI	147	08/05→11/10					
2.0 FSI 4motion	110	09/05→11/10					
2.0 TDI	81	11/08→11/10					
2.0 TDI	100	08/05→11/10					
2.0 TDI	125	08/05→11/10					
2.0 TDI 16V	103	08/05→11/10					
2.0 TDI 4motion	125	05/09→11/10					
3.2 FSI 4motion	184	11/05→11/10					
1.6 FSI	85	08/05→06/08	←	+PR 1LJ / 1LH / 1ZG	2	83.7247-0603.3 330899	L= 603
1.9 TDI	77	08/05→11/10	←	+PR 1LK	2	83.7249-0536.3 330900	L= 536
2.0 TDI	88	11/05→05/07	←	+PR 1LK	2	83.7249-0536.3 330900	L= 536
2.0 TDI	90	08/05→02/06	→		2	24.5204-0233.3 331430	L= 233
2.0 TDI	103	08/05→05/09					
2.0 TDI	120	08/05→05/09					
2.0 TDI 16V 4motion	103	08/05→11/10	←	09/05→ 07/10; +PR 1LJ / 1LH / 1ZG	2	83.7247-0603.3 330899	L= 603
			←	09/05→ 07/10; +PR 1LK	2	83.7249-0536.3 330900	L= 536
			→	09/05→ 07/10	2	24.5204-0233.3 331430	L= 233
2.0 TDI 4motion	103	08/05→05/09	←	09/05→; +PR 1LJ / 1LH / 1ZG	2	83.7247-0603.3 330899	L= 603
			←	09/05→; +PR 1LK	2	83.7249-0536.3 330900	L= 536
			→	09/05→	2	24.5204-0233.3 331430	L= 233
3.6 R36 4motion	220	04/07→11/10	←	→ 07/10; +PR 1LJ / 1LH / 1ZG	2	83.7247-0603.3 330899	L= 603
↓							









	kw			 	! #		
<b>VW - PASSAT B6 Variant (3C5) 08/05→11/11</b>							
<b>Bremsschlauch</b>							
3.6 R36 4motion	220	04/07→11/10	➡	→ 07/10	2	24.5204-0233.3 331430	L= 233
<b>VW - PASSAT B7 (362) 08/10→12/15</b>							
<b>Bremssattel</b>							
1.4 TSI	90	08/10→12/14	←	☐; → 10/14; +PR 1ZM / 1ZG		24.3541-9553.5 241025	ATE - Halter
1.4 TSI	118	11/12→12/14	←	☐; → 10/14; +PR 1ZM / 1ZG		24.3541-9554.5 241026	ATE - Halter
1.4 TSI EcoFuel	110	08/10→12/14	←	☐; → 10/14; +PR 1ZM / 1ZG		24.3541-9554.5 241026	ATE - Halter
1.4 TSI MultiFuel	118	11/10→12/14	←	☐; → 10/14; +PR 1LA / 1LB		24.3601-1727.5 240786	TRW - Halter
1.6 TDI	77	08/10→12/14	←	☐; → 10/14; +PR 1LA / 1LB		24.3601-1728.5 240787	TRW - Halter
1.8 TSI	112	02/11→12/14	←	☐; → 10/14; +PR 1LA / 1LB		24.3601-1728.5 240787	TRW - Halter
1.8 TSI	118	08/10→12/14	➡	☐; → 10/14; +PR 1KW		24.6241-1709.5 240994	TRW + EMot / - Halter + FSB
2.0 TDI	100	08/10→12/14	➡	☐; → 10/14; +PR 1KW		24.6241-1710.5 240995	TRW + EMot / - Halter + FSB
2.0 TDI	103	08/10→12/14	➡	☐; → 10/14; +PR 1KW		24.6241-1710.5 240995	TRW + EMot / - Halter + FSB
2.0 TDI	125	08/10→12/14	➡	☐; → 10/14; +PR 2EA		24.6241-1711.5 240713	TRW + EMot / - Halter + FSB
2.0 TDI	130	12/12→12/14	➡	☐; → 10/14; +PR 2EA		24.6241-1711.5 240713	TRW + EMot / - Halter + FSB
2.0 TDI 4motion	103	08/10→12/14	➡	☐; → 10/14; +PR 2EA		24.6241-1712.5 240714	TRW + EMot / - Halter + FSB
2.0 TDI 4motion	130	01/13→12/14					
2.0 TSI	155	11/10→12/14					
3.6 FSI 4motion	220	01/11→12/14					
2.0 TDI 4motion	125	08/10→01/13	←	☐; +PR 1ZM / 1ZG		24.3541-9553.5 241025	ATE - Halter
			←	☐; +PR 1ZM / 1ZG		24.3541-9554.5 241026	ATE - Halter
			←	☐; +PR 1LA / 1LB		24.3601-1727.5 240786	TRW - Halter
			←	☐; +PR 1LA / 1LB		24.3601-1728.5 240787	TRW - Halter
			➡	☐; +PR 1KW		24.6241-1709.5 240994	TRW + EMot / - Halter + FSB
			➡	☐; +PR 1KW		24.6241-1710.5 240995	TRW + EMot / - Halter + FSB
			➡	☐; +PR 2EA		24.6241-1711.5 240713	TRW + EMot / - Halter + FSB
			➡	☐; +PR 2EA		24.6241-1712.5 240714	TRW + EMot / - Halter + FSB
<b>Halter, Bremssattel</b>							
1.4 TSI	90	08/10→12/14	←	→ 10/14; +PR 1ZM / 1ZG	2	11.0230-0131.1 260129	ATE
1.4 TSI	118	11/12→12/14					
1.4 TSI EcoFuel	110	08/10→12/14					
1.4 TSI MultiFuel	118	11/10→12/14					
1.6 TDI	77	08/10→12/14					
1.8 TSI	112	02/11→12/14					
1.8 TSI	118	08/10→12/14					
2.0 TDI	100	08/10→12/14					
2.0 TDI	103	08/10→12/14					
2.0 TDI	125	08/10→12/14					
2.0 TDI	130	12/12→12/14					
2.0 TDI 4motion	103	08/10→12/14					
2.0 TDI 4motion	130	01/13→12/14					
2.0 TSI	155	11/10→12/14					
3.6 FSI 4motion	220	01/11→12/14					
2.0 TDI 4motion	125	08/10→01/13	←	+PR 1ZM / 1ZG	2	11.0230-0131.1 260129	ATE
<b>Feder, Bremssattel</b>							
1.4 TSI	90	08/10→12/14		→ 10/14; +PR 1ZM / 1ZG	2	11.8116-0351.1 390538	ATE
1.4 TSI	118	11/12→12/14					
1.4 TSI EcoFuel	110	08/10→12/14					
1.4 TSI MultiFuel	118	11/10→12/14					
1.6 TDI	77	08/10→12/14					
1.8 TSI	112	02/11→12/14					
1.8 TSI	118	08/10→12/14					
2.0 TDI	100	08/10→12/14					
2.0 TDI	103	08/10→12/14					
2.0 TDI	125	08/10→12/14					
2.0 TDI	130	12/12→12/14					
2.0 TDI 4motion	103	08/10→12/14					
2.0 TDI 4motion	130	01/13→12/14					
2.0 TSI	155	11/10→12/14					
3.6 FSI 4motion	220	01/11→12/14					
2.0 TDI 4motion	125	08/10→01/13		+PR 1ZM / 1ZG	2	11.8116-0351.1 390538	ATE
<b>Führungshülzensatz, Bremssattel</b>							
1.4 TSI	90	08/10→12/14	←	→ 10/14; +PR 1ZM / 1ZG		11.0101-5409.2 260035	ATE
1.4 TSI	118	11/12→12/14					
1.4 TSI EcoFuel	110	08/10→12/14					
1.4 TSI MultiFuel	118	11/10→12/14					
1.6 TDI	77	08/10→12/14					
1.8 TSI	112	02/11→12/14					
1.8 TSI	118	08/10→12/14					
2.0 TDI	100	08/10→12/14					
2.0 TDI	103	08/10→12/14					
2.0 TDI	125	08/10→12/14					
↓							












	kW					! #			
<b>VW - PASSAT B7 (362) 08/10→12/15</b>									
<b>Führungshülzensatz, Bremssattel</b>									
2.0 TDI	130	12/12→12/14	←	→ 10/14; +PR 1ZM / 1ZG			11.0101-5409.2	260035	ATE
2.0 TDI 4motion	103	08/10→12/14							
2.0 TDI 4motion	130	01/13→12/14							
2.0 TSI	155	11/10→12/14							
3.6 FSI 4motion	220	01/11→12/14							
2.0 TDI 4motion	125	08/10→01/13	←	+PR 1ZM / 1ZG			11.0101-5409.2	260035	ATE
<b>Führungsbolzen, Bremssattel</b>									
1.4 TSI	90	08/10→12/14		→ 10/14; +PR 1ZM / 1ZG	2		11.8171-0008.1	990049	ATE
1.4 TSI	118	11/12→12/14							
1.4 TSI EcoFuel	110	08/10→12/14							
1.4 TSI MultiFuel	118	11/10→12/14							
1.6 TDI	77	08/10→12/14							
1.8 TSI	112	02/11→12/14							
1.8 TSI	118	08/10→12/14							
2.0 TDI	100	08/10→12/14							
2.0 TDI	103	08/10→12/14							
2.0 TDI	125	08/10→12/14							
2.0 TDI	130	12/12→12/14							
2.0 TDI 4motion	103	08/10→12/14							
2.0 TDI 4motion	130	01/13→12/14							
2.0 TSI	155	11/10→12/14							
3.6 FSI 4motion	220	01/11→12/14							
2.0 TDI 4motion	125	08/10→01/13		+PR 1ZM / 1ZG	2		11.8171-0008.1	990049	ATE
<b>Bremsschlauch</b>									
1.4 TSI	90	08/10→12/14	→	→ 10/14; +PR 1KW	2		24.5143-0257.3	331167	L= 257
1.4 TSI	118	11/12→12/14							
1.4 TSI EcoFuel	110	08/10→12/14	→	→ 10/14; +PR 2EA	2		24.5204-0233.3	331430	L= 233
1.4 TSI MultiFuel	118	11/10→12/14							
1.6 TDI	77	08/10→12/14							
1.8 TSI	112	02/11→12/14							
1.8 TSI	118	08/10→12/14							
2.0 TDI	100	08/10→12/14							
2.0 TDI	103	08/10→12/14							
2.0 TDI	125	08/10→12/14							
2.0 TDI	130	12/12→12/14							
2.0 TDI 4motion	103	08/10→12/14							
2.0 TDI 4motion	130	01/13→12/14							
2.0 TSI	155	11/10→12/14							
3.6 FSI 4motion	220	01/11→12/14							
2.0 TDI 4motion	125	08/10→01/13	→	+PR 1KW	2		24.5143-0257.3	331167	L= 257
			→	+PR 2EA	2		24.5204-0233.3	331430	L= 233
<b>VW - PASSAT B7 Kasten/Kombi (365) 08/10→12/14</b>									
<b>Bremssattel</b>									
1.4 TSi BlueMotion	90	08/10→12/14	←	☐; → 10/14; +PR 1ZM / 1ZG			24.3541-9553.5	241025	ATE - Halter
2.0 TDi BlueMotion	103	08/10→12/14	←	☐; → 10/14; +PR 1ZM / 1ZG			24.3541-9554.5	241026	ATE - Halter
			←	☐; → 10/14; +PR 1LA / 1LB			24.3601-1727.5	240786	TRW - Halter
			←	☐; → 10/14; +PR 1LA / 1LB			24.3601-1728.5	240787	TRW - Halter
			→	☐; → 10/14; +PR 1KW			24.6241-1709.5	240994	TRW + EMot / - Halter + FSB
			→	☐; → 10/14; +PR 1KW			24.6241-1710.5	240995	TRW + EMot / - Halter + FSB
			→	☐; → 10/14; +PR 2EA			24.6241-1711.5	240713	TRW + EMot / - Halter + FSB
			→	☐; → 10/14; +PR 2EA			24.6241-1712.5	240714	TRW + EMot / - Halter + FSB
<b>Halter, Bremssattel</b>									
1.4 TSi BlueMotion	90	08/10→12/14	←	→ 10/14; +PR 1ZM / 1ZG	2		11.0230-0131.1	260129	ATE
2.0 TDi BlueMotion	103	08/10→12/14							
<b>Feder, Bremssattel</b>									
1.4 TSi BlueMotion	90	08/10→12/14		→ 10/14; +PR 1ZM / 1ZG	2		11.8116-0351.1	390538	ATE
2.0 TDi BlueMotion	103	08/10→12/14							
<b>Führungshülzensatz, Bremssattel</b>									
1.4 TSi BlueMotion	90	08/10→12/14	←	→ 10/14; +PR 1ZM / 1ZG			11.0101-5409.2	260035	ATE
2.0 TDi BlueMotion	103	08/10→12/14							
<b>Führungsbolzen, Bremssattel</b>									
1.4 TSi BlueMotion	90	08/10→12/14		→ 10/14; +PR 1ZM / 1ZG	2		11.8171-0008.1	990049	ATE
2.0 TDi BlueMotion	103	08/10→12/14							
↓									










	kw					! #		
<b>VW - PASSAT B7 Kasten/Kombi (365) 08/10→12/14</b>								
 <b>Bremsschlauch</b>								
1.4 TSi BlueMotion	90	08/10→12/14	➔	→ 10/14; +PR 1KW	2	24.5143-0257.3	331167	L= 257
2.0 TDi BlueMotion	103	08/10→12/14	➔	→ 10/14; +PR 2EA	2	24.5204-0233.3	331430	L= 233
<b>VW - PASSAT B7 Variant (365) 08/10→12/15</b>								
 <b>Bremssattel</b>								
1.4 TSI	90	08/10→12/14	⬅	☐; → 10/14; +PR 1ZM / 1ZG		24.3541-9553.5	241025	ATE - Halter
1.4 TSI	118	11/12→12/14	⬅	☐; → 10/14; +PR 1ZM / 1ZG		24.3541-9554.5	241026	ATE - Halter
1.4 TSI EcoFuel	110	08/10→12/14	⬅	☐; → 10/14; +PR 1ZM / 1ZG		24.3541-9554.5	241026	ATE - Halter
1.4 TSI MultiFuel	118	11/10→12/14	⬅	☐; → 10/14; +PR 1LA / 1LB		24.3601-1727.5	240786	TRW - Halter
1.6 TDI	77	08/10→12/14	⬅	☐; → 10/14; +PR 1LA / 1LB		24.3601-1728.5	240787	TRW - Halter
1.8 TSI	112	02/11→12/14	⬅	☐; → 10/14; +PR 1LA / 1LB		24.3601-1728.5	240787	TRW - Halter
1.8 TSI	118	08/10→12/14	➔	☐; → 10/14; +PR 1KW		24.6241-1709.5	240994	TRW + EMot / - Halter + FSB
2.0 TDI	100	08/10→12/14	➔	☐; → 10/14; +PR 1KW		24.6241-1710.5	240995	TRW + EMot / - Halter + FSB
2.0 TDI	103	08/10→12/14	➔	☐; → 10/14; +PR 1KW		24.6241-1710.5	240995	TRW + EMot / - Halter + FSB
2.0 TDI	125	08/10→12/14	➔	☐; → 10/14; +PR 2EA		24.6241-1711.5	240713	TRW + EMot / - Halter + FSB
2.0 TDI	130	12/12→12/14	➔	☐; → 10/14; +PR 2EA		24.6241-1711.5	240713	TRW + EMot / - Halter + FSB
2.0 TDI 4motion	103	08/10→12/14	➔	☐; → 10/14; +PR 2EA		24.6241-1712.5	240714	TRW + EMot / - Halter + FSB
2.0 TDI 4motion	130	01/13→12/14						
2.0 TSI	155	11/10→12/15						
3.6 FSI 4motion	220	01/11→12/14						
2.0 TDI 4motion	125	08/10→01/13	⬅	☐; +PR 1ZM / 1ZG		24.3541-9553.5	241025	ATE - Halter
			⬅	☐; +PR 1ZM / 1ZG		24.3541-9554.5	241026	ATE - Halter
			⬅	☐; +PR 1LA / 1LB		24.3601-1727.5	240786	TRW - Halter
			⬅	☐; +PR 1LA / 1LB		24.3601-1728.5	240787	TRW - Halter
			➔	☐; +PR 1KW		24.6241-1709.5	240994	TRW + EMot / - Halter + FSB
			➔	☐; +PR 1KW		24.6241-1710.5	240995	TRW + EMot / - Halter + FSB
			➔	☐; +PR 2EA		24.6241-1711.5	240713	TRW + EMot / - Halter + FSB
			➔	☐; +PR 2EA		24.6241-1712.5	240714	TRW + EMot / - Halter + FSB
<b>Halter, Bremssattel</b>								
1.4 TSI	90	08/10→12/14	⬅	→ 10/14; +PR 1ZM / 1ZG	2	11.0230-0131.1	260129	ATE
1.4 TSI	118	11/12→12/14						
1.4 TSI EcoFuel	110	08/10→12/14						
1.4 TSI MultiFuel	118	11/10→12/14						
1.6 TDI	77	08/10→12/14						
1.8 TSI	112	02/11→12/14						
1.8 TSI	118	08/10→12/14						
2.0 TDI	100	08/10→12/14						
2.0 TDI	103	08/10→12/14						
2.0 TDI	125	08/10→12/14						
2.0 TDI	130	12/12→12/14						
2.0 TDI 4motion	103	08/10→12/14						
2.0 TDI 4motion	130	01/13→12/14						
2.0 TSI	155	11/10→12/15						
3.6 FSI 4motion	220	01/11→12/14						
2.0 TDI 4motion	125	08/10→01/13	⬅	+PR 1ZM / 1ZG	2	11.0230-0131.1	260129	ATE
<b>Feder, Bremssattel</b>								
1.4 TSI	90	08/10→12/14		→ 10/14; +PR 1ZM / 1ZG	2	11.8116-0351.1	390538	ATE
1.4 TSI	118	11/12→12/14						
1.4 TSI EcoFuel	110	08/10→12/14						
1.4 TSI MultiFuel	118	11/10→12/14						
1.6 TDI	77	08/10→12/14						
1.8 TSI	112	02/11→12/14						
1.8 TSI	118	08/10→12/14						
2.0 TDI	100	08/10→12/14						
2.0 TDI	103	08/10→12/14						
2.0 TDI	125	08/10→12/14						
2.0 TDI	130	12/12→12/14						
2.0 TDI 4motion	103	08/10→12/14						
2.0 TDI 4motion	130	01/13→12/14						
2.0 TSI	155	11/10→12/15						
3.6 FSI 4motion	220	01/11→12/14						
2.0 TDI 4motion	125	08/10→01/13		+PR 1ZM / 1ZG	2	11.8116-0351.1	390538	ATE
<b>Führungshülzensatz, Bremssattel</b>								
1.4 TSI	90	08/10→12/14	⬅	→ 10/14; +PR 1ZM / 1ZG		11.0101-5409.2	260035	ATE
1.4 TSI	118	11/12→12/14						
1.4 TSI EcoFuel	110	08/10→12/14						
1.4 TSI MultiFuel	118	11/10→12/14						
1.6 TDI	77	08/10→12/14						
1.8 TSI	112	02/11→12/14						
1.8 TSI	118	08/10→12/14						
2.0 TDI	100	08/10→12/14						
2.0 TDI	103	08/10→12/14						










	kw				! #		
<b>VW - PASSAT B7 Variant (365) 08/10→12/15</b>							
<b>Führungshülzensatz, Bremsattel</b>							
2.0 TDI	125	08/10→12/14	←	→ 10/14; +PR 1ZM / 1ZG		11.0101-5409.2	260035 ATE
2.0 TDI	130	12/12→12/14					
2.0 TDI 4motion	103	08/10→12/14					
2.0 TDI 4motion	130	01/13→12/14					
2.0 TSI	155	11/10→12/15					
3.6 FSI 4motion	220	01/11→12/14					
2.0 TDI 4motion	125	08/10→01/13	←	+PR 1ZM / 1ZG		11.0101-5409.2	260035 ATE
<b>Führungsbolzen, Bremsattel</b>							
1.4 TSI	90	08/10→12/14		→ 10/14; +PR 1ZM / 1ZG	2	11.8171-0008.1	990049 ATE
1.4 TSI	118	11/12→12/14					
1.4 TSI EcoFuel	110	08/10→12/14					
1.4 TSI MultiFuel	118	11/10→12/14					
1.6 TDI	77	08/10→12/14					
1.8 TSI	112	02/11→12/14					
1.8 TSI	118	08/10→12/14					
2.0 TDI	100	08/10→12/14					
2.0 TDI	103	08/10→12/14					
2.0 TDI	125	08/10→12/14					
2.0 TDI	130	12/12→12/14					
2.0 TDI 4motion	103	08/10→12/14					
2.0 TDI 4motion	130	01/13→12/14					
2.0 TSI	155	11/10→12/15					
3.6 FSI 4motion	220	01/11→12/14					
2.0 TDI 4motion	125	08/10→01/13		+PR 1ZM / 1ZG	2	11.8171-0008.1	990049 ATE
<b>Bremsschlauch</b>							
1.4 TSI	90	08/10→12/14	→	→ 10/14; +PR 1KW	2	24.5143-0257.3	331167 L= 257
1.4 TSI	118	11/12→12/14	→				
1.4 TSI EcoFuel	110	08/10→12/14	→	→ 10/14; +PR 2EA	2	24.5204-0233.3	331430 L= 233
1.4 TSI MultiFuel	118	11/10→12/14					
1.6 TDI	77	08/10→12/14					
1.8 TSI	112	02/11→12/14					
1.8 TSI	118	08/10→12/14					
2.0 TDI	100	08/10→12/14					
2.0 TDI	103	08/10→12/14					
2.0 TDI	125	08/10→12/14					
2.0 TDI	130	12/12→12/14					
2.0 TDI 4motion	103	08/10→12/14					
2.0 TDI 4motion	130	01/13→12/14					
2.0 TSI	155	11/10→12/15					
3.6 FSI 4motion	220	01/11→12/14					
2.0 TDI 4motion	125	08/10→01/13	→	+PR 1KW	2	24.5143-0257.3	331167 L= 257
			→	+PR 2EA	2	24.5204-0233.3	331430 L= 233
<b>VW - PASSAT B8 (3G2, CB2) 08/14→</b>							
<b>Bremssattel</b>							
1.4 GTE Hybrid	115	06/15→	←	☐; +PR 1LA / 1LB		24.3601-1727.5	240786 TRW - Halter
1.4 TSI	92	11/14→	←	☐; +PR 1LA / 1LB		24.3601-1728.5	240787 TRW - Halter
1.4 TSI	110	11/14→					
1.4 TSI 4motion	110	02/15→					
1.5 TSI	110	08/18→					
1.6 TDI	88	08/14→					
1.8 TSI	132	02/15→					
2.0 TDI	81	01/16→					
2.0 TDI	110	11/14→					
2.0 TDI	135	07/15→					
2.0 TDI	140	11/14→					
2.0 TDI 4motion	110	08/14→11/17					
2.0 TDI 4motion	140	11/14→					
2.0 TDI 4motion	176	08/14→					
2.0 TSI	140	11/18→					
2.0 TSI	162	02/15→					
2.0 TSI 4motion	200	09/18→					
2.0 TSI 4motion	206	05/15→					
<b>VW - PASSAT B8 Variant (3G5, CB5) 08/14→</b>							
<b>Bremssattel</b>							
1.4 GTE Hybrid	115	06/15→	←	☐; +PR 1LA / 1LB		24.3601-1727.5	240786 TRW - Halter
1.4 TSI	92	11/14→	←	☐; +PR 1LA / 1LB		24.3601-1728.5	240787 TRW - Halter
1.4 TSI	110	11/14→					
1.4 TSI 4motion	110	02/15→					
1.5 TSI	110	08/18→					
1.6 TDI	88	08/14→					
1.8 TSI	132	02/15→					
2.0 TDI	110	11/14→					
2.0 TDI	135	07/15→					
2.0 TDI	140	11/14→					
↓							

	kw			 	! #			
<b>VW - PASSAT B8 Variant (3G5, CB5) 08/14→</b>								
 <b>Bremssattel</b>								
2.0 TDI 4motion	110	08/14→11/17	←	☐; +PR 1LA / 1LB		24.3601-1727.5	240786	TRW - Halter
2.0 TDI 4motion	140	11/14→						
2.0 TDI 4motion	176	08/14→	←	☐; +PR 1LA / 1LB		24.3601-1728.5	240787	TRW - Halter
2.0 TSI	140	11/18→						
2.0 TSI	162	08/14→						
2.0 TSI 4motion	200	09/18→						
2.0 TSI 4motion	206	05/15→						
<b>VW - PASSAT CC B6 (357) 02/08→01/12</b>								
 <b>Bremssattel</b>								
1.4 TSI MultiFuel	118	01/11→01/12	←	☐; → 09/11; +PR 1LH / 1ZM / 1ZG		24.3541-9553.5	241025	ATE - Halter
1.8 TSI	118	06/08→01/12	←	☐; → 09/11; +PR 1LH / 1ZM / 1ZG		24.3541-9554.5	241026	ATE - Halter
2.0 TDI	103	06/08→01/12	←	☐; → 09/11; +PR 1LH / 1ZM / 1ZG		24.3541-9554.5	241026	ATE - Halter
2.0 TDI	125	06/08→01/12	←	☐; → 09/11; +PR 1LK		24.3576-9995.5	240962	ATE - Halter
2.0 TDI 4motion	103	08/09→01/12	←	☐; → 09/11; +PR 1LK		24.3576-9996.5	240963	ATE - Halter
2.0 TDI 4motion	125	11/09→01/12	←	☐; → 09/11; +PR 1LK		24.3576-9996.5	240963	ATE - Halter
2.0 TSI	147	06/08→01/12	←	☐; → 09/11; +PR 1LA / 1LB		24.3601-1727.5	240786	TRW - Halter
2.0 TSI	155	11/10→01/12	←	☐; → 09/11; +PR 1LA / 1LB		24.3601-1728.5	240787	TRW - Halter
			→	☐; → 09/11; +PR 1KU		24.6238-1705.7	220939	TRW - Halter + eFSB
			→	☐; → 09/11; +PR 1KU		24.6238-1706.5	241218	TRW - Halter + eFSB
			→	☐; → 09/11; +PR 1KW		24.6241-1709.5	240994	TRW + EMot / - Halter + FSB
			→	☐; → 09/11; +PR 1KW		24.6241-1710.5	240995	TRW + EMot / - Halter + FSB
			→	☐; → 09/11; +PR 2EA		24.6241-1711.5	240713	TRW + EMot / - Halter + FSB
			→	☐; → 09/11; +PR 2EA		24.6241-1712.5	240714	TRW + EMot / - Halter + FSB
1.8 TSI	112	11/08→05/10	←	☐; +PR 1LH / 1ZM / 1ZG		24.3541-9553.5	241025	ATE - Halter
2.0 BlueTDI	105	05/09→11/10	←	☐; +PR 1LH / 1ZM / 1ZG		24.3541-9554.5	241026	ATE - Halter
2.0 TDI	100	06/08→05/11	←	☐; +PR 1LK		24.3576-9995.5	240962	ATE - Halter
2.0 TDI	120	05/08→05/11	←	☐; +PR 1LK		24.3576-9996.5	240963	ATE - Halter
3.6 FSI 4motion	220	02/08→12/11	←	☐; +PR 1LA / 1LB		24.3601-1727.5	240786	TRW - Halter
			←	☐; +PR 1LA / 1LB		24.3601-1728.5	240787	TRW - Halter
			→	☐; +PR 1KU		24.6238-1705.7	220939	TRW - Halter + eFSB
			→	☐; +PR 1KU		24.6238-1706.5	241218	TRW - Halter + eFSB
			→	☐; +PR 1KW		24.6241-1709.5	240994	TRW + EMot / - Halter + FSB
			→	☐; +PR 1KW		24.6241-1710.5	240995	TRW + EMot / - Halter + FSB
			→	☐; +PR 2EA		24.6241-1711.5	240713	TRW + EMot / - Halter + FSB
			→	☐; +PR 2EA		24.6241-1712.5	240714	TRW + EMot / - Halter + FSB
<b>Halter, Bremssattel</b>								
1.4 TSI MultiFuel	118	01/11→01/12	←	→ 09/11; +PR 1LK		11.0230-0663.1	260131	ATE
1.8 TSI	118	06/08→01/12	←	→ 09/11; +PR 1LH / 1ZM / 1ZG		11.0230-0783.1	260133	ATE
2.0 TDI	103	06/08→01/12	←	→ 09/11; +PR 1LH / 1ZM / 1ZG		11.0230-0783.1	260133	ATE
2.0 TDI	125	06/08→01/12	←	→ 09/11; +PR 1LK		11.0230-0663.1	260131	ATE
2.0 TDI 4motion	103	08/09→01/12	←	→ 09/11; +PR 1LK		11.0230-0783.1	260133	ATE
2.0 TDI 4motion	125	11/09→01/12	←	→ 09/11; +PR 1LK		11.0230-0783.1	260133	ATE
2.0 TSI	147	06/08→01/12	←	→ 09/11; +PR 1LK		11.0230-0663.1	260131	ATE
2.0 TSI	155	11/10→01/12	←	→ 09/11; +PR 1LK		11.0230-0783.1	260133	ATE
1.8 TSI	112	11/08→05/10	←	+PR 1LK		11.0230-0663.1	260131	ATE
2.0 BlueTDI	105	05/09→11/10	←	+PR 1LH / 1ZM / 1ZG		11.0230-0783.1	260133	ATE
2.0 TDI	100	06/08→05/11	←	+PR 1LH / 1ZM / 1ZG		11.0230-0783.1	260133	ATE
2.0 TDI	120	05/08→05/11	←	+PR 1LH / 1ZM / 1ZG		11.0230-0783.1	260133	ATE
3.6 FSI 4motion	220	02/08→12/11	←	+PR 1LH / 1ZM / 1ZG		11.0230-0783.1	260133	ATE
<b>Feder, Bremssattel</b>								
1.4 TSI MultiFuel	118	01/11→01/12	←	→ 09/11; +PR 1LH / 1ZM / 1ZG	2	11.8116-0351.1	390538	ATE
1.8 TSI	118	06/08→01/12	←	→ 09/11; +PR 1LK	2	11.8116-0410.2	390589	ATE
2.0 TDI	103	06/08→01/12	←	→ 09/11; +PR 1LK	2	11.8116-0410.2	390589	ATE
2.0 TDI	125	06/08→01/12	←	→ 09/11; +PR 1LK	2	11.8116-0410.2	390589	ATE
2.0 TDI 4motion	103	08/09→01/12	←	→ 09/11; +PR 1LK	2	11.8116-0410.2	390589	ATE
2.0 TDI 4motion	125	11/09→01/12	←	→ 09/11; +PR 1LK	2	11.8116-0410.2	390589	ATE
2.0 TSI	147	06/08→01/12	←	→ 09/11; +PR 1LK	2	11.8116-0410.2	390589	ATE
2.0 TSI	155	11/10→01/12	←	→ 09/11; +PR 1LK	2	11.8116-0410.2	390589	ATE
1.8 TSI	112	11/08→05/10	←	+PR 1LH / 1ZM / 1ZG	2	11.8116-0351.1	390538	ATE
2.0 BlueTDI	105	05/09→11/10	←	+PR 1LH / 1ZM / 1ZG	2	11.8116-0351.1	390538	ATE
2.0 TDI	100	06/08→05/11	←	+PR 1LK	2	11.8116-0410.2	390589	ATE
2.0 TDI	120	05/08→05/11	←	+PR 1LK	2	11.8116-0410.2	390589	ATE
3.6 FSI 4motion	220	02/08→12/11	←	+PR 1LH / 1ZM / 1ZG	2	11.8116-0351.1	390538	ATE
<b>Führungshülzensatz, Bremssattel</b>								
1.4 TSI MultiFuel	118	01/11→01/12	←	→ 09/11; +PR 1LH / 1ZM / 1ZG		11.0101-5409.2	260035	ATE
↓								



















	kw			 	! #		
<b>VW - PASSAT CC B6 (357) 02/08→01/12</b>							
<b>Führungshülzensatz, Bremsattel</b>							
1.8 TSI	118	06/08→01/12	←	→ 09/11; +PR 1LK		11.0101-5409.2 260035	ATE
2.0 TDI	103	06/08→01/12					
2.0 TDI	125	06/08→01/12					
2.0 TDI 4motion	103	08/09→01/12					
2.0 TDI 4motion	125	11/09→01/12					
2.0 TSI	147	06/08→01/12					
2.0 TSI	155	11/10→01/12					
1.8 TSI	112	11/08→05/10	←	+PR 1LK		11.0101-5409.2 260035	ATE
2.0 BlueTDI	105	05/09→11/10					
2.0 TDI	100	06/08→05/11	←	+PR 1LH / 1ZM / 1ZG		11.0101-5409.2 260035	ATE
2.0 TDI	120	05/08→05/11					
3.6 FSI 4motion	220	02/08→12/11					
<b>Führungsbolzen, Bremsattel</b>							
1.4 TSI MultiFuel	118	01/11→01/12		→ 09/11; +PR 1LH / 1ZM / 1ZG	2	11.8171-0008.1 990049	ATE
1.8 TSI	118	06/08→01/12					
2.0 TDI	103	06/08→01/12		→ 09/11; +PR 1LK	2	11.8171-0008.1 990049	ATE
2.0 TDI	125	06/08→01/12					
2.0 TDI 4motion	103	08/09→01/12					
2.0 TDI 4motion	125	11/09→01/12					
2.0 TSI	147	06/08→01/12					
2.0 TSI	155	11/10→01/12					
1.8 TSI	112	11/08→05/10		+PR 1LH / 1ZM / 1ZG	2	11.8171-0008.1 990049	ATE
2.0 BlueTDI	105	05/09→11/10					
2.0 TDI	100	06/08→05/11		+PR 1LK	2	11.8171-0008.1 990049	ATE
2.0 TDI	120	05/08→05/11					
3.6 FSI 4motion	220	02/08→12/11					
<b> Bremsschlauch</b>							
1.4 TSI MultiFuel	118	01/11→01/12	←	→ 09/11; +PR 1LH / 1ZM / 1ZG	2	83.7247-0603.3 330899	L= 603
1.8 TSI	118	06/08→01/12					
2.0 TDI	103	06/08→01/12	←	→ 09/11; +PR 1LK	2	83.7249-0536.3 330900	L= 536
2.0 TDI	125	06/08→01/12					
2.0 TDI 4motion	103	08/09→01/12	→	→ 09/11; +PR 1KW	2	24.5143-0257.3 331167	L= 257
2.0 TDI 4motion	125	11/09→01/12	→	→ 09/11; +PR 1KU / 2EA	2	24.5204-0233.3 331430	L= 233
2.0 TSI	147	06/08→01/12					
2.0 TSI	155	11/10→01/12					
1.8 TSI	112	11/08→05/10	←	+PR 1LH / 1ZM / 1ZG	2	83.7247-0603.3 330899	L= 603
2.0 BlueTDI	105	05/09→11/10					
2.0 TDI	100	06/08→05/11	←	+PR 1LK	2	83.7249-0536.3 330900	L= 536
2.0 TDI	120	05/08→05/11	→	+PR 1KW	2	24.5143-0257.3 331167	L= 257
3.6 FSI 4motion	220	02/08→12/11	→	+PR 1KU / 2EA	2	24.5204-0233.3 331430	L= 233
<b>VW - PHAETON (3D1, 3D2, 3D3, 3D4, 3D6, 3D7, 3D8, 3D9) 04/02→03/16</b>							
<b>Feder, Bremsattel</b>							
3.0 V6 TDI 4motion	165	09/04→05/07		+PR 1ZK / 1ZL	2	11.8116-0347.2 390535	ATE
3.0 V6 TDI 4motion	176	11/08→03/16					
3.0 V6 TDI 4motion	180	11/13→03/16					
3.2 V6	177	04/02→05/05					
3.2 V6 4motion	177	02/04→11/08					
3.6 V6 4motion	206	11/08→03/16					
4.2 V8 4motion	246	05/03→03/16					
5.0 V10 TDI 4motion	230	11/02→10/06					
6.0 W12 4motion	309	04/02→12/05					
6.0 W12 4motion	331	05/05→03/16					
3.0 V6 TDI 4motion	171	06/07→11/08		04/08→; +PR 1ZK / 1ZL	2	11.8116-0347.2 390535	ATE
<b>Führungsbolzen, Bremsattel</b>							
3.0 V6 TDI 4motion	165	09/04→05/07		+PR 1ZK / 1ZL		11.8171-0067.1 250153	ATE
3.0 V6 TDI 4motion	176	11/08→03/16					
3.0 V6 TDI 4motion	180	11/13→03/16					
3.2 V6	177	04/02→05/05					
3.2 V6 4motion	177	02/04→11/08					
3.6 V6 4motion	206	11/08→03/16					
4.2 V8 4motion	246	05/03→03/16					
5.0 V10 TDI 4motion	230	11/02→10/06					
6.0 W12 4motion	309	04/02→12/05					
6.0 W12 4motion	331	05/05→03/16					
3.0 V6 TDI 4motion	171	06/07→11/08		04/08→; +PR 1ZK / 1ZL		11.8171-0067.1 250153	ATE
<b> Bremsschlauch</b>							
3.0 V6 TDI 4motion	165	09/04→05/07	←		2	83.7849-0419.3 331114	L= 422
3.0 V6 TDI 4motion	176	11/08→03/16	→			83.7849-0145.3 331106	L= 145
3.0 V6 TDI 4motion	180	11/13→03/16	→				
3.2 V6	177	04/02→05/05	→			83.7858-0165.3 331107	L= 165
3.2 V6 4motion	177	02/04→11/08					
3.6 V6 4motion	206	11/08→03/16					
4.2 V8 4motion	246	05/03→03/16					
5.0 V10 TDI 4motion	230	11/02→10/06					

	kw			 	! #		
<b>VW - PHAETON (3D1, 3D2, 3D3, 3D4, 3D6, 3D7, 3D8, 3D9) 04/02→03/16</b>							
<b>Bremsschlauch</b>							
6.0 W12 4motion 6.0 W12 4motion	309 331	04/02→12/05 05/05→03/16	←		2	83.7849-0419.3 331114	L= 422
			→	☐		83.7849-0145.3 331106	L= 145
			→	☐		83.7858-0165.3 331107	L= 165
3.0 V6 TDI 4motion	171	06/07→11/08	←	04/08→	2	83.7849-0419.3 331114	L= 422
			→	☐; 04/08→		83.7849-0145.3 331106	L= 145
			→	☐; 04/08→		83.7858-0165.3 331107	L= 165
<b>VW - POLO (6N1) 10/94→10/99</b>							
<b>Bremssattel</b>							
1.7 SDI	42	04/97→10/99	←	☐; 05/97→		24.3481-1735.5 240283	ATE - Halter
			←	☐; 05/97→		24.3481-1736.5 240284	ATE - Halter
100 1.4 16V	74	04/96→10/99	←	☐		24.3541-1779.5 240249	TRW - Halter
			←	☐		24.3541-1780.5 240250	TRW - Halter
			→	☐; 10/99→		24.3344-1711.5 240894	TRW - Halter
			→	☐; 10/99→		24.3344-1712.5 240895	TRW - Halter
			→	☐; → 09/99		24.3384-1737.5 240301	TRW - Halter
			→	☐; → 09/99		24.3384-1738.5 240302	TRW - Halter
120 1.6 16V GTI	88	09/98→10/99	→	☐; 10/99→		24.3344-1711.5 240894	TRW - Halter
			→	☐; 10/99→		24.3344-1712.5 240895	TRW - Halter
			→	☐; → 09/99		24.3384-1737.5 240301	TRW - Halter
			→	☐; → 09/99		24.3384-1738.5 240302	TRW - Halter
45 1.0 55 1.3 55 1.4 60 1.4 64 1.9 D 64 1.9 SDI 75 1.6 4motion	33 40 40 44 47 47 55	10/94→09/96 10/94→07/95 08/95→10/99 07/95→10/99 10/94→10/99 07/96→10/99 08/95→10/99	←	☐; 6N-TY140001→		24.3481-1735.5 240283	ATE - Halter
			←	☐; 6N-TW082001→		24.3481-1735.5 240283	ATE - Halter
			←	☐; 6N-TY140001→		24.3481-1736.5 240284	ATE - Halter
			←	☐; 6N-TW082001→		24.3481-1736.5 240284	ATE - Halter
			←	☐; 6N-SY087411→ 6N-TY140000		24.3481-1749.5 240281	ATE - Halter
			←	☐; 6N-SW008501→ 6N-TW082000		24.3481-1749.5 240281	ATE - Halter
			←	☐; 6N-SY087411→ 6N-TY140000		24.3481-1750.5 240282	ATE - Halter
			←	☐; 6N-SW008501→ 6N-TW082000		24.3481-1750.5 240282	ATE - Halter
50 1.0 60 1.7 SDI	37 44	09/96→10/99 08/97→10/99	←	☐		24.3481-1735.5 240283	ATE - Halter
			←	☐		24.3481-1736.5 240284	ATE - Halter
75 1.6	55	10/94→10/99	←	☐; 6N-TW082001→; → 09/99		24.3481-1735.5 240283	ATE - Halter
			←	☐; 6N-TY140001→; → 09/99		24.3481-1735.5 240283	ATE - Halter
			←	☐; 6N-TW082001→; → 09/99		24.3481-1736.5 240284	ATE - Halter
			←	☐; 6N-TY140001→; → 09/99		24.3481-1736.5 240284	ATE - Halter
			←	☐; 6N-SW008501→ 6N-TW082000		24.3481-1749.5 240281	ATE - Halter
			←	☐; 6N-SY087411→ 6N-TY140000		24.3481-1749.5 240281	ATE - Halter
			←	☐; 6N-SY087411→ 6N-TY140000		24.3481-1750.5 240282	ATE - Halter
			←	☐; 6N-SW008501→ 6N-TW082000		24.3481-1750.5 240282	ATE - Halter
<b>Führungshülzensatz, Bremssattel</b>							
1.7 SDI	42	04/97→10/99	←	05/97→		11.0101-4801.2 260006	ATE
						24.0102-4801.2 260085	ATE
100 1.4 16V 120 1.6 16V GTI	74 88	04/96→10/99 09/98→10/99	←			11.0101-5403.2 260010	TRW
45 1.0 55 1.3 64 1.9 D 64 1.9 SDI 75 1.6 4motion	33 40 47 47 55	10/94→09/96 10/94→07/95 10/94→10/99 07/96→10/99 08/95→10/99	←	6N-TW082001→		11.0101-4801.2 260006	ATE
			←			24.0102-4801.2 260085	ATE
			←	6N-SY087411→ 6N-TY140000		11.0101-4801.2 260006	ATE
			←			24.0102-4801.2 260085	ATE
			←	6N-SW008501→ 6N-TW082000		11.0101-4801.2 260006	ATE
			←			24.0102-4801.2 260085	ATE
			←	6N-TY140001→		11.0101-4801.2 260006	ATE
			←			24.0102-4801.2 260085	ATE
			←	→ 6N-SY087410		11.0101-4803.2 260008	ATE
			←			24.0102-4803.2 260086	ATE
			←	→ 6N-SW008500		11.0101-4803.2 260008	ATE






















	kW			 	! #		
<b>VW - POLO (6N1) 10/94→10/99</b>							
<b>Führungshülsensatz, Bremsattel</b>							
45 1.0 55 1.3 64 1.9 D 64 1.9 SDI 75 1.6 4motion	33 40 47 47 55	10/94→09/96 10/94→07/95 10/94→10/99 07/96→10/99 08/95→10/99	←	→ 6N-SW008500		24.0102-4803.2 260086	ATE
50 1.0 60 1.7 SDI	37 44	09/96→10/99 08/97→10/99	←			11.0101-4801.2 260006 24.0102-4801.2 260085	ATE ATE
55 1.4 60 1.4	40 44	08/95→10/99 07/95→10/99	←	6N-SY087411→ 6N-TY140000		11.0101-4801.2 260006 24.0102-4801.2 260085	ATE ATE
			←	6N-TW082001→		11.0101-4801.2 260006 24.0102-4801.2 260085	ATE ATE
			←	6N-SW008501→ 6N-TW082000		11.0101-4801.2 260006 24.0102-4801.2 260085	ATE ATE
			←	6N-TY140001→		11.0101-4801.2 260006 24.0102-4801.2 260085	ATE ATE
75 1.6	55	10/94→10/99	←	6N-SY087411→ 6N-TY140000		11.0101-4801.2 260006 24.0102-4801.2 260085	ATE ATE
			←	6N-TW082001→; → 09/99		11.0101-4801.2 260006 24.0102-4801.2 260085	ATE ATE
			←	6N-SW008501→ 6N-TW082000		11.0101-4801.2 260006 24.0102-4801.2 260085	ATE ATE
			←	6N-TY140001→; → 09/99		11.0101-4801.2 260006 24.0102-4801.2 260085	ATE ATE
			←	→ 6N-SY087410		11.0101-4803.2 260008 24.0102-4803.2 260086	ATE ATE
			←	→ 6N-SW008500		11.0101-4803.2 260008 24.0102-4803.2 260086	ATE ATE
<b>Dichtungssatz, Bremsattel</b>							
1.7 SDI	42	04/97→10/99	←	05/97→		11.0441-4808.2 250022	ATE
45 1.0 55 1.3 64 1.9 D 64 1.9 SDI 75 1.6 4motion	33 40 47 47 55	10/94→09/96 10/94→07/95 10/94→10/99 07/96→10/99 08/95→10/99		6N-TW082001→ 6N-SW008501→ 6N-TW082000 → 6N-SW008500 ← 6N-SY087410 ← 6N-TY140001→ ← 6N-SY087411→ 6N-TY140000		11.0441-4808.2 250022 11.0441-4808.2 250022 11.0441-4808.2 250022 11.0441-4808.2 250022 11.0441-4808.2 250022 11.0441-4808.2 250022	ATE ATE ATE ATE ATE ATE
50 1.0 60 1.7 SDI	37 44	09/96→10/99 08/97→10/99	←			11.0441-4808.2 250022	ATE
55 1.4 60 1.4	40 44	08/95→10/99 07/95→10/99		6N-TW082001→ 6N-SW008501→ 6N-TW082000 ← 6N-TY140001→ ← 6N-SY087411→ 6N-TY140000		11.0441-4808.2 250022 11.0441-4808.2 250022 11.0441-4808.2 250022 11.0441-4808.2 250022	ATE ATE ATE ATE
75 1.6	55	10/94→10/99		→ 6N-SW008500 6N-SW008501→ 6N-TW082000 6N-TW082001→; → 09/99 ← 6N-SY087410 ← 6N-TY140001→; → 09/99 ← 6N-SY087411→ 6N-TY140000		11.0441-4808.2 250022 11.0441-4808.2 250022 11.0441-4808.2 250022 11.0441-4808.2 250022 11.0441-4808.2 250022 11.0441-4808.2 250022	ATE ATE ATE ATE ATE ATE
<b>Bremsschlauch</b>							
1.7 SDI	42	04/97→10/99	←	05/97→	2	24.5147-0385.3 331427	L= 384
			→	05/97→ 09/99	2	24.5230-0143.3 330402	L= 143
			→	10/99→	2	83.7858-0140.3 330837	L= 140
100 1.4 16V	74	04/96→10/99	←		2	24.5143-0439.3 331411 24.5147-0385.3 331427	L= 439 L= 384
			→	→ 09/99	2	24.5170-0161.3 331308 24.5230-0143.3 330402	L= 161 L= 143
			→	10/99→	2	83.7858-0140.3 330837	L= 140
120 1.6 16V GTI	88	09/98→10/99	←		2	24.5147-0385.3 331427	L= 384
			→	→ 09/99	2	24.5170-0161.3 331308	L= 161
45 1.0 ↓	33	10/94→09/96	←		2	24.5147-0385.3 331427	L= 384









	kw			 	! #		
<b>VW - POLO (6N1) 10/94→10/99</b>							
 <b>Bremsschlauch</b>							
55 1.3 75 1.6 4motion	40 55	10/94→07/95 08/95→10/99	➔		2	24.5230-0143.3 330402	L= 143
50 1.0 55 1.4 60 1.4	37 40 44	09/96→10/99 08/95→10/99 07/95→10/99	➔		2	24.5147-0385.3 331427	L= 384
60 1.4	44	07/95→10/99	➔	→ 09/99	2	24.5230-0143.3 330402	L= 143
60 1.7 SDI 64 1.9 D 64 1.9 SDI	44 47 47	08/97→10/99 10/94→10/99 07/96→10/99	➔	10/99→	2	83.7858-0140.3 330837	L= 140
75 1.6	55	10/94→10/99	➔	→ 09/99	2	24.5147-0385.3 331427	L= 384
			➔	→ 09/99	2	24.5230-0143.3 330402	L= 143
<b>VW - POLO (6N2) 10/99→10/01</b>							
 <b>Bremssattel</b>							
1.0 1.7 SDI	37 44	10/99→09/01 10/99→09/01	➔	☐		24.3481-1735.5 240283	ATE - Halter
			➔	☐		24.3481-1736.5 240284	ATE - Halter
1.4 1.4 1.9 D 1.9 SDI	40 44 47 47	10/99→09/01 10/99→09/01 10/99→09/01 10/99→09/01	➔	☐; 6N-TY140001→		24.3481-1735.5 240283	ATE - Halter
			➔	☐; 6N-TW082001→		24.3481-1735.5 240283	ATE - Halter
			➔	☐; 6N-TY140001→		24.3481-1736.5 240284	ATE - Halter
			➔	☐; 6N-TW082001→		24.3481-1736.5 240284	ATE - Halter
			➔	☐; 6N-SY087411→ 6N-TY140000		24.3481-1749.5 240281	ATE - Halter
			➔	☐; 6N-SW08501→ 6N-TW082000		24.3481-1749.5 240281	ATE - Halter
			➔	☐; 6N-SY087411→ 6N-TY140000		24.3481-1750.5 240282	ATE - Halter
			➔	☐; 6N-SW08501→ 6N-TW082000		24.3481-1750.5 240282	ATE - Halter
1.4 16V	55	10/99→09/01	➔	☐; - ABS		24.3481-1735.5 240283	ATE - Halter
			➔	☐; - ABS		24.3481-1736.5 240284	ATE - Halter
			➔	☐; + ABS		24.3541-1779.5 240249	TRW - Halter
			➔	☐; + ABS		24.3541-1780.5 240250	TRW - Halter
			➔	☐; + ABS		24.3344-1711.5 240894	TRW - Halter
			➔	☐; + ABS		24.3344-1712.5 240895	TRW - Halter
1.4 16V	74	10/99→09/01	➔	☐		24.3541-1779.5 240249	TRW - Halter
			➔	☐		24.3541-1780.5 240250	TRW - Halter
			➔	☐		24.3344-1711.5 240894	TRW - Halter
			➔	☐		24.3344-1712.5 240895	TRW - Halter
1.4 TDI	55	10/99→09/01	➔	☐		24.3541-1779.5 240249	TRW - Halter
			➔	☐		24.3541-1780.5 240250	TRW - Halter
			➔	☐; + ABS		24.3344-1711.5 240894	TRW - Halter
			➔	☐; + ABS		24.3344-1712.5 240895	TRW - Halter
1.6 16V GTI	92	10/99→09/01	➔	☐		24.3344-1711.5 240894	TRW - Halter
			➔	☐		24.3344-1712.5 240895	TRW - Halter
<b>Führungshülzensatz, Bremssattel</b>							
1.0 1.7 SDI	37 44	10/99→09/01 10/99→09/01	➔			11.0101-4801.2 260006	ATE
			➔			24.0102-4801.2 260085	ATE
1.4 1.4	40 44	10/99→09/01 10/99→09/01	➔	6N-SY087411→ 6N-TY140000		11.0101-4801.2 260006	ATE
			➔	6N-TW082001→		24.0102-4801.2 260085	ATE
			➔	6N-SW08501→ 6N-TW082000		11.0101-4801.2 260006	ATE
			➔	6N-TY140001→		24.0102-4801.2 260085	ATE
1.4 16V	55	10/99→09/01	➔	- ABS		11.0101-4801.2 260006	ATE
			➔	+ ABS		24.0102-4801.2 260085	ATE
1.4 16V 1.4 TDI 1.6 16V GTI	74 55 92	10/99→09/01 10/99→09/01 10/99→09/01	➔			11.0101-5403.2 260010	TRW
1.9 D 1.9 SDI	47 47	10/99→09/01 10/99→09/01	➔	6N-TW082001→		11.0101-4801.2 260006	ATE
			➔			24.0102-4801.2 260085	ATE
↓							












	kw			 	! #		
<b>VW - POLO (6N2) 10/99→10/01</b>							
<b>Führungshülzensatz, Bremsattel</b>							
1.9 D	47	10/99→09/01	←	6N-SY087411→ 6N-TY140000		11.0101-4801.2 260006	ATE
1.9 SDI	47	10/99→09/01				24.0102-4801.2 260085	ATE
			←	6N-TY140001→		11.0101-4801.2 260006	ATE
						24.0102-4801.2 260085	ATE
			←	6N-SW008501→ 6N-TW082000		11.0101-4801.2 260006	ATE
						24.0102-4801.2 260085	ATE
			←	→ 6N-SY087410		11.0101-4803.2 260008	ATE
						24.0102-4803.2 260086	ATE
			←	→ 6N-SW008500		11.0101-4803.2 260008	ATE
						24.0102-4803.2 260086	ATE
<b>Dichtungssatz, Bremsattel</b>							
1.0	37	10/99→09/01	←			11.0441-4808.2 250022	ATE
1.7 SDI	44	10/99→09/01					
1.4	40	10/99→09/01		6N-TW082001→		11.0441-4808.2 250022	ATE
1.4	44	10/99→09/01		6N-SW008501→ 6N-TW082000		11.0441-4808.2 250022	ATE
			←	6N-TY140001→		11.0441-4808.2 250022	ATE
			←	6N-SY087411→ 6N-TY140000		11.0441-4808.2 250022	ATE
1.4 16V	55	10/99→09/01	←	- ABS		11.0441-4808.2 250022	ATE
1.9 D	47	10/99→09/01		6N-TW082001→		11.0441-4808.2 250022	ATE
1.9 SDI	47	10/99→09/01		6N-SW008501→ 6N-TW082000		11.0441-4808.2 250022	ATE
				→ 6N-SW008500		11.0441-4808.2 250022	ATE
			←	→ 6N-SY087410		11.0441-4808.2 250022	ATE
			←	6N-TY140001→		11.0441-4808.2 250022	ATE
			←	6N-SY087411→ 6N-TY140000		11.0441-4808.2 250022	ATE
<b> Bremsschlauch</b>							
1.0	37	10/99→09/01	←		2	24.5147-0385.3 331427	L= 384
1.4	40	10/99→09/01					
1.4	44	10/99→09/01	→		2	83.7858-0140.3 330837	L= 140
1.7 SDI	44	10/99→09/01					
1.9 D	47	10/99→09/01					
1.9 SDI	47	10/99→09/01					
1.4 16V	55	10/99→09/01	←		2	24.5147-0385.3 331427	L= 384
1.4 TDI	55	10/99→09/01	→	- ABS	2	83.7858-0140.3 330837	L= 140
1.4 16V	74	10/99→09/01	←		2	24.5143-0439.3 331411	L= 439
						24.5147-0385.3 331427	L= 384
			→		2	83.7858-0140.3 330837	L= 140
1.6 16V GTI	92	10/99→09/01	←		2	24.5147-0385.3 331427	L= 384
<b>VW - POLO (9N_) 10/01→10/14</b>							
<b> Bremsattel</b>							
1.2	40	01/02→05/07	←	☐; +PR 1LJ		11.9541-9595.2 220501	ATE - Halter
1.4 FSI	63	02/02→07/06	←	☐; +PR 1LJ		11.9541-9596.2 220502	ATE - Halter
			←	☐; +PR 1LM / 1ZN		24.3481-1735.5 240283	ATE - Halter
			←	☐; +PR 1LM / 1ZN		24.3481-1736.5 240284	ATE - Halter
			←	☐; +PR 1LN / 1ZH / 1ZD		24.3541-1797.5 240856	TRW - Halter
			←	☐; +PR 1LN / 1ZH / 1ZD		24.3541-1798.5 240857	TRW - Halter
			←	☐; +PR 1LQ / 1LR / 1ZF / 1ZG		24.3541-9549.5 241023	ATE - Halter
			←	☐; +PR 1LQ / 1LR / 1ZF / 1ZG		24.3541-9550.5 241024	ATE - Halter
			→	☐; +PR 1KD / 1KS / 1KV		24.3344-1709.5 240810	TRW - Halter
			→	☐; +PR 1KD / 1KS / 1KV		24.3344-1710.5 240811	TRW - Halter
			→	☐; +PR 1KK / 1KT		24.3384-1729.5 240816	TRW - Halter
			→	☐; +PR 1KK / 1KT		24.3384-1730.5 240817	TRW - Halter
1.2	44	05/07→11/09	←	☐; → 05/09; +PR 1LJ		11.9541-9595.2 220501	ATE - Halter
1.2 12V	51	05/07→11/09					
1.4 16V	59	05/06→11/09	←	☐; → 05/09; +PR 1LJ		11.9541-9596.2 220502	ATE - Halter
1.4 BiFuel	60	05/06→11/09					
1.4 TDI	51	04/05→11/09	←	☐; → 05/09; +PR 1LM / 1ZN		24.3481-1735.5 240283	ATE - Halter
1.4 TDI	59	04/05→11/09	←	☐; → 05/09; +PR 1LM / 1ZN		24.3481-1736.5 240284	ATE - Halter
1.6 16V	77	05/06→11/09					
1.8 GTI	110	09/05→11/09	←	☐; → 05/09; +PR 1LN / 1ZH / 1ZD		24.3541-1797.5 240856	TRW - Halter

	kw			 	! #		
<b>VW - POLO (9N_) 10/01→10/14</b>							
 <b>Bremssattel</b>							
1.9 TDI	96	11/03→11/09	←	☐; → 05/09; +PR 1LN / 1ZH / 1ZD	24.3541-1798.5	240857	TRW - Halter
			←	☐; → 05/09; +PR 1LQ / 1LR / 1ZF / 1ZG	24.3541-9549.5	241023	ATE - Halter
			←	☐; → 05/09; +PR 1LQ / 1LR / 1ZF / 1ZG	24.3541-9550.5	241024	ATE - Halter
			→	☐; → 05/09; +PR 1KD / 1KS / 1KV	24.3344-1709.5	240810	TRW - Halter
			→	☐; → 05/09; +PR 1KD / 1KS / 1KV	24.3344-1710.5	240811	TRW - Halter
			→	☐; → 05/09; +PR 1KK / 1KT	24.3384-1729.5	240816	TRW - Halter
			→	☐; → 05/09; +PR 1KK / 1KT	24.3384-1730.5	240817	TRW - Halter
1.2 12V 1.4 16V 1.4 16V 1.4 TDI	47 55 74 55	10/01→07/07 10/01→05/08 10/01→05/08 10/01→06/05	←	☐; 11/01→; +PR 1LJ	11.9541-9595.2	220501	ATE - Halter
			←	☐; 11/01→; +PR 1LJ	11.9541-9596.2	220502	ATE - Halter
			←	☐; 11/01→; +PR 1LM / 1ZN	24.3481-1735.5	240283	ATE - Halter
			←	☐; 11/01→; +PR 1LM / 1ZN	24.3481-1736.5	240284	ATE - Halter
			←	☐; 11/01→; +PR 1LN / 1ZH / 1ZD	24.3541-1797.5	240856	TRW - Halter
			←	☐; 11/01→; +PR 1LN / 1ZH / 1ZD	24.3541-1798.5	240857	TRW - Halter
			←	☐; 11/01→; +PR 1LQ / 1LR / 1ZF / 1ZG	24.3541-9549.5	241023	ATE - Halter
			←	☐; 11/01→; +PR 1LQ / 1LR / 1ZF / 1ZG	24.3541-9550.5	241024	ATE - Halter
			→	☐; 11/01→; +PR 1KD / 1KS / 1KV	24.3344-1709.5	240810	TRW - Halter
			→	☐; 11/01→; +PR 1KD / 1KS / 1KV	24.3344-1710.5	240811	TRW - Halter
			→	☐; 11/01→; +PR 1KK / 1KT	24.3384-1729.5	240816	TRW - Halter
			→	☐; 11/01→; +PR 1KK / 1KT	24.3384-1730.5	240817	TRW - Halter
			1.8 GTi Cup Edition	132	05/06→11/09	←	☐; 06/06→ 05/09; +PR 1LJ
←	☐; 06/06→ 05/09; +PR 1LJ	11.9541-9596.2				220502	ATE - Halter
←	☐; 06/06→ 05/09; +PR 1LM / 1ZN	24.3481-1735.5				240283	ATE - Halter
←	☐; 06/06→ 05/09; +PR 1LM / 1ZN	24.3481-1736.5				240284	ATE - Halter
←	☐; 06/06→ 05/09; +PR 1LN / 1ZH / 1ZD	24.3541-1797.5				240856	TRW - Halter
←	☐; 06/06→ 05/09; +PR 1LN / 1ZH / 1ZD	24.3541-1798.5				240857	TRW - Halter
←	☐; 06/06→ 05/09; +PR 1LQ / 1LR / 1ZF / 1ZG	24.3541-9549.5				241023	ATE - Halter
←	☐; 06/06→ 05/09; +PR 1LQ / 1LR / 1ZF / 1ZG	24.3541-9550.5				241024	ATE - Halter
→	☐; 06/06→ 05/09; +PR 1KD / 1KS / 1KV	24.3344-1709.5				240810	TRW - Halter
→	☐; 06/06→ 05/09; +PR 1KD / 1KS / 1KV	24.3344-1710.5				240811	TRW - Halter
→	☐; 06/06→ 05/09; +PR 1KK / 1KT	24.3384-1729.5				240816	TRW - Halter
→	☐; 06/06→ 05/09; +PR 1KK / 1KT	24.3384-1730.5				240817	TRW - Halter
1.9 SDI	47	10/01→11/09	←	☐; 11/01→ 05/09; +PR 1LJ	11.9541-9595.2	220501	ATE - Halter
			←	☐; 11/01→ 05/09; +PR 1LJ	11.9541-9596.2	220502	ATE - Halter
			←	☐; 11/01→ 05/09; +PR 1LM / 1ZN	24.3481-1735.5	240283	ATE - Halter
			←	☐; 11/01→ 05/09; +PR 1LM / 1ZN	24.3481-1736.5	240284	ATE - Halter
			←	☐; 11/01→ 05/09; +PR 1LN / 1ZH / 1ZD	24.3541-1797.5	240856	TRW - Halter
			←	☐; 11/01→ 05/09; +PR 1LN / 1ZH / 1ZD	24.3541-1798.5	240857	TRW - Halter
			←	☐; 11/01→ 05/09; +PR 1LQ / 1LR / 1ZF / 1ZG	24.3541-9549.5	241023	ATE - Halter
			←	☐; 11/01→ 05/09; +PR 1LQ / 1LR / 1ZF / 1ZG	24.3541-9550.5	241024	ATE - Halter
			→	☐; 11/01→ 05/09; +PR 1KK / 1KT	24.3384-1729.5	240816	TRW - Halter
			→	☐; 11/01→ 05/09; +PR 1KK / 1KT	24.3384-1730.5	240817	TRW - Halter
1.9 TDI	74	10/01→11/09	←	☐; 11/01→ 05/09; +PR 1LJ	11.9541-9595.2	220501	ATE - Halter
			←	☐; 11/01→ 05/09; +PR 1LJ	11.9541-9596.2	220502	ATE - Halter
			←	☐; 11/01→ 05/09; +PR 1LM / 1ZN	24.3481-1735.5	240283	ATE - Halter
			←	☐; 11/01→ 05/09; +PR 1LM / 1ZN	24.3481-1736.5	240284	ATE - Halter
			←	☐; 11/01→ 05/09; +PR 1LN / 1ZH / 1ZD	24.3541-1797.5	240856	TRW - Halter
			←	☐; 11/01→ 05/09; +PR 1LN / 1ZH / 1ZD	24.3541-1798.5	240857	TRW - Halter
			←	☐; 11/01→ 05/09; +PR 1LQ / 1LR / 1ZF / 1ZG	24.3541-9549.5	241023	ATE - Halter
			←	☐; 11/01→ 05/09; +PR 1LQ / 1LR / 1ZF / 1ZG	24.3541-9550.5	241024	ATE - Halter
			→	☐; 11/01→ 05/09; +PR 1KD / 1KS / 1KV	24.3344-1709.5	240810	TRW - Halter





















	kw			 	! #			
<b>VW - POLO (9N_) 10/01→10/14</b>								
<b> Bremssattel</b>								
1.9 TDI	74	10/01→11/09	➡	☐; 11/01→ 05/09; +PR 1KD / 1KS / 1KV		<b>24.3344-1710.5</b>	<b>240811</b>	TRW - Halter
			➡	☐; 11/01→ 05/09; +PR 1KK / 1KT		<b>24.3384-1729.5</b>	<b>240816</b>	TRW - Halter
			➡	☐; 11/01→ 05/09; +PR 1KK / 1KT		<b>24.3384-1730.5</b>	<b>240817</b>	TRW - Halter
<b>Feder, Bremssattel</b>								
1.2	40	01/02→05/07		+PR 1LJ	2	<b>11.8116-0143.1</b>	<b>390513</b>	ATE
1.4 FSI	63	02/02→07/06						
1.2	44	05/07→11/09		→ 05/09; +PR 1LJ	2	<b>11.8116-0143.1</b>	<b>390513</b>	ATE
1.2 12V	51	05/07→11/09						
1.4 16V	59	05/06→11/09						
1.4 BiFuel	60	05/06→11/09						
1.4 TDI	51	04/05→11/09						
1.4 TDI	59	04/05→11/09						
1.6 16V	77	05/06→11/09						
1.8 GTI	110	09/05→11/09						
1.9 TDI	96	11/03→11/09						
1.2 12V	47	10/01→07/07		11/01→; +PR 1LJ	2	<b>11.8116-0143.1</b>	<b>390513</b>	ATE
1.4 16V	55	10/01→05/08						
1.4 16V	74	10/01→05/08						
1.4 TDI	55	10/01→06/05						
1.8 GTi Cup Edition	132	05/06→11/09		06/06→ 05/09; +PR 1LJ	2	<b>11.8116-0143.1</b>	<b>390513</b>	ATE
1.9 SDI	47	10/01→11/09		11/01→ 05/09; +PR 1LJ	2	<b>11.8116-0143.1</b>	<b>390513</b>	ATE
1.9 TDI	74	10/01→11/09						
<b>Führungshülzensatz, Bremssattel</b>								
1.2	40	01/02→05/07	←	+PR 1LQ / 1LR / 1ZF / 1ZG		<b>11.0101-5409.2</b>	<b>260035</b>	ATE
1.4 FSI	63	02/02→07/06	←	+PR 1LJ		<b>11.0101-5409.2</b>	<b>260035</b>	ATE
1.2	44	05/07→11/09	←	→ 05/09; +PR 1LQ / 1LR / 1ZF / 1ZG		<b>11.0101-5409.2</b>	<b>260035</b>	ATE
1.2 12V	51	05/07→11/09	←					
1.4 16V	59	05/06→11/09	←	→ 05/09; +PR 1LJ		<b>11.0101-5409.2</b>	<b>260035</b>	ATE
1.4 BiFuel	60	05/06→11/09						
1.4 TDI	51	04/05→11/09						
1.4 TDI	59	04/05→11/09						
1.6 16V	77	05/06→11/09						
1.8 GTI	110	09/05→11/09						
1.9 TDI	96	11/03→11/09						
1.2 12V	47	10/01→07/07	←	11/01→; +PR 1LQ / 1LR / 1ZF / 1ZG		<b>11.0101-5409.2</b>	<b>260035</b>	ATE
1.4 16V	55	10/01→05/08	←					
1.4 16V	74	10/01→05/08	←	11/01→; +PR 1LJ		<b>11.0101-5409.2</b>	<b>260035</b>	ATE
1.4 TDI	55	10/01→06/05						
1.8 GTi Cup Edition	132	05/06→11/09	←	06/06→ 05/09; +PR 1LQ / 1LR / 1ZF / 1ZG		<b>11.0101-5409.2</b>	<b>260035</b>	ATE
			←	06/06→ 05/09; +PR 1LJ		<b>11.0101-5409.2</b>	<b>260035</b>	ATE
1.9 SDI	47	10/01→11/09	←	11/01→ 05/09; +PR 1LQ / 1LR / 1ZF / 1ZG		<b>11.0101-5409.2</b>	<b>260035</b>	ATE
1.9 TDI	74	10/01→11/09	←	11/01→ 05/09; +PR 1LJ		<b>11.0101-5409.2</b>	<b>260035</b>	ATE
<b>Führungsbolzen, Bremssattel</b>								
1.2	40	01/02→05/07		+PR 1LJ	2	<b>11.8171-0008.1</b>	<b>990049</b>	ATE
1.4 FSI	63	02/02→07/06						
1.2	44	05/07→11/09		→ 05/09; +PR 1LJ	2	<b>11.8171-0008.1</b>	<b>990049</b>	ATE
1.2 12V	51	05/07→11/09						
1.4 16V	59	05/06→11/09						
1.4 BiFuel	60	05/06→11/09						
1.4 TDI	51	04/05→11/09						
1.4 TDI	59	04/05→11/09						
1.6 16V	77	05/06→11/09						
1.8 GTI	110	09/05→11/09						
1.9 TDI	96	11/03→11/09						
1.2 12V	47	10/01→07/07		11/01→; +PR 1LJ	2	<b>11.8171-0008.1</b>	<b>990049</b>	ATE
1.4 16V	55	10/01→05/08						
1.4 16V	74	10/01→05/08						
1.4 TDI	55	10/01→06/05						
1.8 GTi Cup Edition	132	05/06→11/09		06/06→ 05/09; +PR 1LJ	2	<b>11.8171-0008.1</b>	<b>990049</b>	ATE
1.9 SDI	47	10/01→11/09		11/01→ 05/09; +PR 1LJ	2	<b>11.8171-0008.1</b>	<b>990049</b>	ATE
1.9 TDI	74	10/01→11/09						
<b>Dichtungssatz, Bremssattel</b>								
1.2	40	01/02→05/07		+PR 1LJ		<b>11.0441-5409.2</b>	<b>250031</b>	ATE
1.4 FSI	63	02/02→07/06						
1.2	44	05/07→11/09		→ 05/09; +PR 1LJ		<b>11.0441-5409.2</b>	<b>250031</b>	ATE
1.2 12V	51	05/07→11/09						
1.4 16V	59	05/06→11/09						
1.4 BiFuel	60	05/06→11/09						
1.4 TDI	51	04/05→11/09						
1.4 TDI	59	04/05→11/09						
↓								

	kw			 	! #		
<b>VW - POLO (9N_) 10/01→10/14</b>							
<b>Dichtungssatz, Bremsattel</b>							
1.6 16V 1.8 GTI 1.9 TDI	77 110 96	05/06→11/09 09/05→11/09 11/03→11/09		→ 05/09; +PR 1LJ		11.0441-5409.2 250031	ATE
1.2 12V 1.4 16V 1.4 16V 1.4 TDI	47 55 74 55	10/01→07/07 10/01→05/08 10/01→05/08 10/01→06/05		11/01→; +PR 1LJ		11.0441-5409.2 250031	ATE
1.8 GTi Cup Edition	132	05/06→11/09		06/06→ 05/09; +PR 1LJ		11.0441-5409.2 250031	ATE
1.9 SDI 1.9 TDI	47 74	10/01→11/09 10/01→11/09		11/01→ 05/09; +PR 1LJ		11.0441-5409.2 250031	ATE
<b> Bremsschlauch</b>							
1.2 1.4 FSI	40 63	01/02→05/07 02/02→07/06	←		2	83.6247-0522.3 330595	L= 522
			→	☐ / am Bremsattel; Scheibenbremse		24.1253-0050.3 331148	L= 192 mit Rohrleitung
			→	☐ / am Bremsattel; +PR 1KD / 1KS / 1KV / 2EJ		24.1253-0050.3 331148	L= 192 mit Rohrleitung
			→	☐ / am Bremsattel; Scheibenbremse		24.1253-0060.3 331149	L= 192 mit Rohrleitung
			→	☐ / am Bremsattel; +PR 1KD / 1KS / 1KV / 2EJ		24.1253-0060.3 331149	L= 192 mit Rohrleitung
			→		2	83.7858-0140.3 330837	L= 140
1.2 1.2 12V 1.4 16V 1.4 BiFuel 1.4 TDI 1.4 TDI 1.6 16V 1.8 GTI 1.9 TDI	44 51 59 60 51 59 77 110 96	05/07→11/09 05/07→11/09 05/06→11/09 05/06→11/09 04/05→11/09 04/05→11/09 05/06→11/09 09/05→11/09 11/03→11/09	←	→ 05/09	2	83.6247-0522.3 330595	L= 522
			→	☐ / am Bremsattel; → 05/09; Scheibenbremse		24.1253-0050.3 331148	L= 192 mit Rohrleitung
			→	☐ / am Bremsattel; → 05/09; +PR 1KD / 1KS / 1KV / 2EJ		24.1253-0050.3 331148	L= 192 mit Rohrleitung
			→	☐ / am Bremsattel; → 05/09; Scheibenbremse		24.1253-0060.3 331149	L= 192 mit Rohrleitung
			→	☐ / am Bremsattel; → 05/09; +PR 1KD / 1KS / 1KV / 2EJ		24.1253-0060.3 331149	L= 192 mit Rohrleitung
			→	→ 05/09	2	83.7858-0140.3 330837	L= 140
1.2 12V 1.4 16V 1.4 16V 1.4 TDI	47 55 74 55	10/01→07/07 10/01→05/08 10/01→05/08 10/01→06/05	←	11/01→	2	83.6247-0522.3 330595	L= 522
			→	☐ / am Bremsattel; 11/01→; +PR 1KD / 1KS / 1KV / 2EJ		24.1253-0050.3 331148	L= 192 mit Rohrleitung
			→	☐ / am Bremsattel; 11/01→; Scheibenbremse		24.1253-0050.3 331148	L= 192 mit Rohrleitung
			→	☐ / am Bremsattel; 11/01→; +PR 1KD / 1KS / 1KV / 2EJ		24.1253-0060.3 331149	L= 192 mit Rohrleitung
			→	☐ / am Bremsattel; 11/01→; Scheibenbremse		24.1253-0060.3 331149	L= 192 mit Rohrleitung
			→	11/01→	2	83.7858-0140.3 330837	L= 140
1.8 GTi Cup Edition	132	05/06→11/09	←	06/06→ 05/09	2	83.6247-0522.3 330595	L= 522
			→	☐ / am Bremsattel; 06/06→ 05/09; Scheibenbremse		24.1253-0050.3 331148	L= 192 mit Rohrleitung
			→	☐ / am Bremsattel; 06/06→ 05/09; +PR 1KD / 1KS / 1KV / 2EJ		24.1253-0050.3 331148	L= 192 mit Rohrleitung
			→	☐ / am Bremsattel; 06/06→ 05/09; Scheibenbremse		24.1253-0060.3 331149	L= 192 mit Rohrleitung
			→	☐ / am Bremsattel; 06/06→ 05/09; +PR 1KD / 1KS / 1KV / 2EJ		24.1253-0060.3 331149	L= 192 mit Rohrleitung
			→	06/06→ 05/09	2	83.7858-0140.3 330837	L= 140
1.9 SDI 1.9 TDI	47 74	10/01→11/09 10/01→11/09	←	11/01→ 05/09	2	83.6247-0522.3 330595	L= 522
			→	☐ / am Bremsattel; 11/01→ 05/09; +PR 1KD / 1KS / 1KV / 2EJ		24.1253-0050.3 331148	L= 192 mit Rohrleitung
			→	☐ / am Bremsattel; 11/01→ 05/09; Scheibenbremse		24.1253-0050.3 331148	L= 192 mit Rohrleitung
			→	☐ / am Bremsattel; 11/01→ 05/09; +PR 1KD / 1KS / 1KV / 2EJ		24.1253-0060.3 331149	L= 192 mit Rohrleitung
			→	☐ / am Bremsattel; 11/01→ 05/09; Scheibenbremse		24.1253-0060.3 331149	L= 192 mit Rohrleitung
			→	11/01→ 05/09	2	83.7858-0140.3 330837	L= 140
<b>VW - POLO III CLASSIC (6V2) 01/95→11/09</b>							
<b> Bremssattel</b>							
1.6 90 1.9 TDI	74 66	11/02→07/06 09/96→09/01	←	☐		24.3541-1609.5 240039	TRW - Halter
			←	☐		24.3541-1610.5 240040	TRW - Halter
100 1.6 75 1.6 75 1.6	74 55 55	12/95→09/01 11/95→09/97 11/95→09/01	←	☐; 05/96→		24.3541-1609.5 240039	TRW - Halter
			←	☐; 05/96→		24.3541-1610.5 240040	TRW - Halter
↓							





	kW			 	! #		
<b>VW - POLO III CLASSIC (6V2) 01/95→11/09</b>							
<b> Bremssattel</b>							
110 1.9 TDI	81	06/98→01/02	←	☐; → 09/01		24.3541-1609.5 240039	TRW - Halter
			←	☐; → 09/01		24.3541-1610.5 240040	TRW - Halter
			→	☐; 10/99→ 09/01		24.3344-1711.5 240894	TRW - Halter
			→	☐; 10/99→ 09/01		24.3344-1712.5 240895	TRW - Halter
			→	☐; → 09/99		24.3384-1737.5 240301	TRW - Halter
			→	☐; → 09/99		24.3384-1738.5 240302	TRW - Halter
54 1.4	40	01/98→08/99	←	☐; → 6K-V-022628; - ABS		24.3481-1745.5 240277	ATE - Halter
60 1.4	44	12/95→09/01					
75 1.4 16V	55	10/99→09/01	←	☐; → 6K-V-022628; - ABS		24.3481-1746.5 240278	ATE - Halter
90 1.8	66	01/97→09/01	←	☐; 03/98→		24.3541-1609.5 240039	TRW - Halter
			←	☐; 03/98→		24.3541-1610.5 240040	TRW - Halter
<b>Führungshülzensatz, Bremssattel</b>							
1.6	74	11/02→07/06	←			11.0101-5403.2 260010	TRW
90 1.9 TDI	66	09/96→09/01					
100 1.6	74	12/95→09/01	←	05/96→		11.0101-5403.2 260010	TRW
110 1.9 TDI	81	06/98→01/02	←	→ 09/01		11.0101-5403.2 260010	TRW
54 1.4	40	01/98→08/99	←	→ 6K-V-022628; + ABS		11.0101-4801.2 260006	ATE
60 1.4	44	12/95→09/01				24.0102-4801.2 260085	ATE
75 1.4 16V	55	10/99→09/01	←	6K-V-022629→		11.0101-4801.2 260006	ATE
						24.0102-4801.2 260085	ATE
			←	→ 6K-V-022628; - ABS		11.0101-4803.2 260008	ATE
						24.0102-4803.2 260086	ATE
57 1.7 SDI	42	07/97→09/01	←			11.0101-4801.2 260006	ATE
64 1.9 SDI	47	12/95→08/99				24.0102-4801.2 260085	ATE
68 1.9 SDI	50	08/99→01/02	←	→ 09/01		11.0101-4801.2 260006	ATE
						24.0102-4801.2 260085	ATE
75 1.6	55	11/95→09/97	←	05/96→		11.0101-4801.2 260006	ATE
75 1.6	55	11/95→09/01				11.0101-5403.2 260010	TRW
						24.0102-4801.2 260085	ATE
90 1.8	66	01/97→09/01	←	03/98→		11.0101-5403.2 260010	TRW
<b>Dichtungssatz, Bremssattel</b>							
54 1.4	40	01/98→08/99	←	6K-V-022629→		11.0441-4808.2 250022	ATE
60 1.4	44	12/95→09/01					
75 1.4 16V	55	10/99→09/01	←	→ 6K-V-022628		11.0441-4808.2 250022	ATE
57 1.7 SDI	42	07/97→09/01	←			11.0441-4808.2 250022	ATE
64 1.9 SDI	47	12/95→08/99					
68 1.9 SDI	50	08/99→01/02	←	→ 09/01		11.0441-4808.2 250022	ATE
75 1.6	55	11/95→09/97	←	05/96→		11.0441-4808.2 250022	ATE
75 1.6	55	11/95→09/01					
<b>Zubehörsatz, Bremssattel</b>							
1.6	74	11/02→07/06	←			24.0101-4301.2 260047	TRW
90 1.9 TDI	66	09/96→09/01					
100 1.6	74	12/95→09/01	←	05/96→		24.0101-4301.2 260047	TRW
75 1.6	55	11/95→09/97					
75 1.6	55	11/95→09/01					
110 1.9 TDI	81	06/98→01/02	←	→ 09/01		24.0101-4301.2 260047	TRW
90 1.8	66	01/97→09/01	←	03/98→		24.0101-4301.2 260047	TRW
<b> Bremsschlauch</b>							
1.6	74	11/02→07/06	←		2	24.5105-0442.3 331432	L= 442
			→		2	24.5230-0143.3 330402	L= 143
						83.7858-0140.3 330837	L= 140
100 1.6	74	12/95→09/01	←	05/96→	2	24.5105-0442.3 331432	L= 442
			→	05/96→ 09/99	2	24.5230-0143.3 330402	L= 143
			→	10/99→	2	83.7858-0140.3 330837	L= 140
110 1.9 TDI	81	06/98→01/02	←	→ 09/01	2	24.5105-0442.3 331432	L= 442
68 1.9 SDI	50	08/99→01/02	→	→ 09/99	2	24.5230-0143.3 330402	L= 143
			→	10/99→ 09/01	2	83.7858-0140.3 330837	L= 140
54 1.4	40	01/98→08/99	←		2	24.5105-0442.3 331432	L= 442
64 1.9 SDI	47	12/95→08/99					
↓							

	kw			 	! #		
<b>VW - POLO III CLASSIC (6V2) 01/95→11/09</b>							
 <b>Bremsschlauch</b>							
75 1.6	55	11/95→09/97	➔		2	24.5230-0143.3 330402	L= 143
57 1.7 SDI	42	07/97→09/01	➔		2	24.5105-0442.3 331432	L= 442
60 1.4	44	12/95→09/01	➔	→ 09/99	2	24.5230-0143.3 330402	L= 143
75 1.6	55	11/95→09/01	➔		2	83.7858-0140.3 330837	L= 140
90 1.9 TDI	66	09/96→09/01	➔	10/99→	2	83.7858-0140.3 330837	L= 140
75 1.4 16V	55	10/99→09/01	➔		2	24.5105-0442.3 331432	L= 442
			➔		2	83.7858-0140.3 330837	L= 140
90 1.8	66	01/97→09/01	➔	03/98→	2	24.5105-0442.3 331432	L= 442
			➔	03/98→ 09/99	2	24.5230-0143.3 330402	L= 143
			➔	10/99→	2	83.7858-0140.3 330837	L= 140
<b>VW - POLO IV Stufenheck (9A4, 9A2, 9N2, 9A6) 09/02→</b>							
 <b>Bremssattel</b>							
1.4	55	11/02→04/12	➔	☐; → 05/09; +PR 1LJ		11.9541-9595.2 220501	ATE - Halter
1.4	74	11/03→	➔	☐; → 05/09; +PR 1LJ		11.9541-9596.2 220502	ATE - Halter
1.4 TDI	55	07/03→	➔	☐; → 05/09; +PR 1LM / 1ZN		24.3481-1735.5 240283	ATE - Halter
			➔	☐; → 05/09; +PR 1LM / 1ZN		24.3481-1736.5 240284	ATE - Halter
			➔	☐; → 05/09; +PR 1LN / 1ZH / 1ZD		24.3541-1797.5 240856	TRW - Halter
			➔	☐; → 05/09; +PR 1LN / 1ZH / 1ZD		24.3541-1798.5 240857	TRW - Halter
			➔	☐; → 05/09; +PR 1LQ / 1LR / 1ZF / 1ZG		24.3541-9549.5 241023	ATE - Halter
			➔	☐; → 05/09; +PR 1LQ / 1LR / 1ZF / 1ZG		24.3541-9550.5 241024	ATE - Halter
			➔	☐; → 05/09; +PR 1KD / 1KS / 1KV		24.3344-1709.5 240810	TRW - Halter
			➔	☐; → 05/09; +PR 1KD / 1KS / 1KV		24.3344-1710.5 240811	TRW - Halter
			➔	☐; → 05/09; +PR 1KK / 1KT		24.3384-1729.5 240816	TRW - Halter
			➔	☐; → 05/09; +PR 1KK / 1KT		24.3384-1730.5 240817	TRW - Halter
1.6	74	09/02→	➔	☐; 05/06→ 05/09; +PR 1LJ		11.9541-9595.2 220501	ATE - Halter
			➔	☐; 05/06→ 05/09; +PR 1LJ		11.9541-9596.2 220502	ATE - Halter
			➔	☐; 05/06→ 05/09; +PR 1LM / 1ZN		24.3481-1735.5 240283	ATE - Halter
			➔	☐; 05/06→ 05/09; +PR 1LM / 1ZN		24.3481-1736.5 240284	ATE - Halter
			➔	☐; 05/06→ 05/09; +PR 1LN / 1ZH / 1ZD		24.3541-1797.5 240856	TRW - Halter
			➔	☐; 05/06→ 05/09; +PR 1LN / 1ZH / 1ZD		24.3541-1798.5 240857	TRW - Halter
			➔	☐; 05/06→ 05/09; +PR 1LQ / 1LR / 1ZF / 1ZG		24.3541-9549.5 241023	ATE - Halter
			➔	☐; 05/06→ 05/09; +PR 1LQ / 1LR / 1ZF / 1ZG		24.3541-9550.5 241024	ATE - Halter
			➔	☐; 05/06→ 05/09; +PR 1KD / 1KS / 1KV		24.3344-1709.5 240810	TRW - Halter
			➔	☐; 05/06→ 05/09; +PR 1KD / 1KS / 1KV		24.3344-1710.5 240811	TRW - Halter
			➔	☐; 05/06→ 05/09; +PR 1KK / 1KT		24.3384-1729.5 240816	TRW - Halter
			➔	☐; 05/06→ 05/09; +PR 1KK / 1KT		24.3384-1730.5 240817	TRW - Halter
1.9 SDI	47	09/02→04/12	➔	☐; → 05/09; +PR 1LJ		11.9541-9595.2 220501	ATE - Halter
			➔	☐; → 05/09; +PR 1LJ		11.9541-9596.2 220502	ATE - Halter
			➔	☐; → 05/09; +PR 1LM / 1ZN		24.3481-1735.5 240283	ATE - Halter
			➔	☐; → 05/09; +PR 1LM / 1ZN		24.3481-1736.5 240284	ATE - Halter
			➔	☐; → 05/09; +PR 1LN / 1ZH / 1ZD		24.3541-1797.5 240856	TRW - Halter
			➔	☐; → 05/09; +PR 1LN / 1ZH / 1ZD		24.3541-1798.5 240857	TRW - Halter
			➔	☐; → 05/09; +PR 1LQ / 1LR / 1ZF / 1ZG		24.3541-9549.5 241023	ATE - Halter
			➔	☐; → 05/09; +PR 1LQ / 1LR / 1ZF / 1ZG		24.3541-9550.5 241024	ATE - Halter
			➔	☐; → 05/09; +PR 1KK / 1KT		24.3384-1729.5 240816	TRW - Halter
			➔	☐; → 05/09; +PR 1KK / 1KT		24.3384-1730.5 240817	TRW - Halter
<b>Feder, Bremssattel</b>							
1.4	55	11/02→04/12		→ 05/09; +PR 1LJ	2	11.8116-0143.1 390513	ATE
1.4	74	11/03→					
1.4 TDI	55	07/03→					
1.9 SDI	47	09/02→04/12					
1.6	74	09/02→		05/06→ 05/09; +PR 1LJ	2	11.8116-0143.1 390513	ATE
↓							

**VW - POLO IV Stufenheck (9A4, 9A2, 9N2, 9A6) 09/02→**

**Führungshülzensatz, Bremsattel**

1.4	55	11/02→04/12	←	→ 05/09; +PR 1LQ / 1LR / 1ZF / 1ZG		11.0101-5409.2	260035	ATE
1.4	74	11/03→						
1.4 TDI	55	07/03→	←	→ 05/09; +PR 1LJ		11.0101-5409.2	260035	ATE
1.9 SDI	47	09/02→04/12						
1.6	74	09/02→	←	05/06→ 05/09; +PR 1LQ / 1LR / 1ZF / 1ZG		11.0101-5409.2	260035	ATE
			←	05/06→ 05/09; +PR 1LJ		11.0101-5409.2	260035	ATE

**Führungsbolzen, Bremsattel**

1.4	55	11/02→04/12		→ 05/09; +PR 1LJ	2	11.8171-0008.1	990049	ATE
1.4	74	11/03→						
1.4 TDI	55	07/03→						
1.9 SDI	47	09/02→04/12						
1.6	74	09/02→		05/06→ 05/09; +PR 1LJ	2	11.8171-0008.1	990049	ATE

**Dichtungssatz, Bremsattel**

1.4	55	11/02→04/12		→ 05/09; +PR 1LJ		11.0441-5409.2	250031	ATE
1.4	74	11/03→						
1.4 TDI	55	07/03→						
1.9 SDI	47	09/02→04/12						
1.6	74	09/02→		05/06→ 05/09; +PR 1LJ		11.0441-5409.2	250031	ATE

**Bremsschlauch**








1.4	55	11/02→04/12	←	→ 05/09	2	83.6247-0522.3	330595	L= 522
1.4	74	11/03→						
1.4 TDI	55	07/03→	→	□ / am Bremsattel; → 05/09; Scheibenbremse		24.1253-0050.3	331148	L= 192 mit Rohrleitung
1.9 SDI	47	09/02→04/12	→	□ / am Bremsattel; → 05/09; +PR 1KD / 1KS / 1KV / 2EJ		24.1253-0050.3	331148	L= 192 mit Rohrleitung
			→	□ / am Bremsattel; → 05/09; Scheibenbremse		24.1253-0060.3	331149	L= 192 mit Rohrleitung
			→	□ / am Bremsattel; → 05/09; +PR 1KD / 1KS / 1KV / 2EJ		24.1253-0060.3	331149	L= 192 mit Rohrleitung
			→	→ 05/09	2	83.7858-0140.3	330837	L= 140
1.6	74	09/02→	←	05/06→ 05/09	2	83.6247-0522.3	330595	L= 522
			→	□ / am Bremsattel; 05/06→ 05/09; Scheibenbremse		24.1253-0050.3	331148	L= 192 mit Rohrleitung
			→	□ / am Bremsattel; 05/06→ 05/09; +PR 1KD / 1KS / 1KV / 2EJ		24.1253-0050.3	331148	L= 192 mit Rohrleitung
			→	□ / am Bremsattel; 05/06→ 05/09; Scheibenbremse		24.1253-0060.3	331149	L= 192 mit Rohrleitung
			→	□ / am Bremsattel; 05/06→ 05/09; +PR 1KD / 1KS / 1KV / 2EJ		24.1253-0060.3	331149	L= 192 mit Rohrleitung
			→	05/06→ 05/09	2	83.7858-0140.3	330837	L= 140

**VW - POLO V (6R1, 6C1) 03/09→**

**Bremsattel**

1.0	44	01/14→	←	□; +PR 1ZG / 1LR / 1ZJ		24.3541-9549.5	241023	ATE - Halter
1.0	55	01/14→	←	□; +PR 1ZG / 1LR / 1ZJ		24.3541-9550.5	241024	ATE - Halter
1.0 TSI	70	11/14→	←	□; +PR 1LN / 1ZC		24.3541-9553.5	241025	ATE - Halter
1.0 TSI	81	11/14→	←	□; +PR 1LN / 1ZC		24.3541-9554.5	241026	ATE - Halter
1.4 TDI	55	03/14→	←	□; +PR 1LN / 1ZC		24.3541-9554.5	241026	ATE - Halter
1.4 TDI	66	02/14→	←	□; +PR 1LN / 1ZC		24.3541-9554.5	241026	ATE - Halter
1.4 TDI	77	05/14→	→	□; +PR 1KK / 1KT / 2EJ		24.3387-1735.5	240657	TRW - Halter
1.4 TSI	110	05/14→	→	□; +PR 1KK / 1KT / 2EJ		24.3387-1736.5	240658	TRW - Halter
1.2	44	06/09→	←	□; +PR 1ZG / 1LR / 1ZJ		24.3541-9549.5	241023	ATE - Halter
1.2	51	06/09→	←	□; +PR 1ZG / 1LR / 1ZJ		24.3541-9550.5	241024	ATE - Halter
1.2 TDI	55	10/09→	←	□; +PR 1ZG / 1LR / 1ZJ		24.3541-9550.5	241024	ATE - Halter
1.2 TSI	66	05/11→05/14	←	□; +PR 1ZD		24.3541-9553.5	241025	ATE - Halter
1.2 TSI	77	11/09→	←	□; +PR 1LN / 1ZC		24.3541-9553.5	241025	ATE - Halter
1.2 TSI	81	01/14→	←	□; +PR 1LN / 1ZC		24.3541-9553.5	241025	ATE - Halter
1.2 TSI 16V	66	02/14→	←	□; +PR 1ZP / 1ZR		24.3541-9553.5	241025	ATE - Halter
1.4 (6R1)	63	03/09→05/14	←	□; +PR 1ZP / 1ZR		24.3541-9554.5	241026	ATE - Halter
1.4 BiFuel	60	03/10→01/11	←	□; +PR 1ZP / 1ZR		24.3541-9554.5	241026	ATE - Halter
1.4 GTI	132	05/10→	←	□; +PR 1ZD		24.3541-9554.5	241026	ATE - Halter
1.4 TSI	103	10/12→	←	□; +PR 1ZD		24.3541-9554.5	241026	ATE - Halter
1.6	66	07/14→	←	□; +PR 1LN / 1ZC		24.3541-9554.5	241026	ATE - Halter
1.6	81	07/14→	→	□; +PR 1KK / 1KT / 2EJ		24.3387-1735.5	240657	TRW - Halter
1.6 BiFuel	60	01/11→	→	□; +PR 1KK / 1KT / 2EJ		24.3387-1735.5	240657	TRW - Halter
1.6 TDI	55	06/09→	→	□; +PR 1KV		24.3387-1735.5	240657	TRW - Halter
1.6 TDI	66	06/09→	→	□; +PR 1KV		24.3387-1735.5	240658	TRW - Halter
1.6 TDI	77	06/09→	→	□; +PR 1KV		24.3387-1735.5	240658	TRW - Halter
2.0 R WRC	162	08/13→	→	□; +PR 1KK / 1KT / 2EJ		24.3387-1736.5	240658	TRW - Halter

↓

	kw			 	! #			
<b>VW - POLO V (6R1, 6C1) 03/09 →</b>								
<b>Bremssattel</b>								
1.8 GTI	141	11/14 →	←	☐; +PR 1ZG / 1LR / 1ZJ		24.3541-9549.5	241023	ATE - Halter
			←	☐; +PR 1ZG / 1LR / 1ZJ		24.3541-9550.5	241024	ATE - Halter
			←	☐; +PR 1LN / 1ZC		24.3541-9553.5	241025	ATE - Halter
			←	☐; +PR 1ZP / 1ZR		24.3541-9553.5	241025	ATE - Halter
			←	☐; +PR 1ZP / 1ZR		24.3541-9554.5	241026	ATE - Halter
			←	☐; +PR 1LN / 1ZC		24.3541-9554.5	241026	ATE - Halter
			→	☐; +PR 1KK / 1KT / 2EJ		24.3387-1735.5	240657	TRW - Halter
			→	☐; +PR 1KV		24.3387-1735.5	240657	TRW - Halter
			→	☐; +PR 1KV		24.3387-1736.5	240658	TRW - Halter
→	☐; +PR 1KK / 1KT / 2EJ		24.3387-1736.5	240658	TRW - Halter			
<b>Feder, Bremssattel</b>								
1.0	44	01/14 →		+PR 1LN / 1ZC	2	11.8116-0351.1	390538	ATE
1.0	55	01/14 →						
1.0 TSI	70	11/14 →						
1.0 TSI	81	11/14 →						
1.4 TDI	55	03/14 →						
1.4 TDI	66	02/14 →						
1.4 TDI	77	05/14 →						
1.4 TDI	110	05/14 →						
1.2	44	06/09 →		+PR 1ZD	2	11.8116-0351.1	390538	ATE
1.2	51	06/09 →						
1.2 TDI	55	10/09 →		+PR 1ZP / 1ZR	2	11.8116-0351.1	390538	ATE
1.2 TSI	66	05/11 → 05/14		+PR 1LN / 1ZC	2	11.8116-0351.1	390538	ATE
1.2 TSI	77	11/09 →						
1.2 TSI	81	01/14 →						
1.2 TSI 16V	66	02/14 →						
1.4 (6R1)	63	03/09 → 05/14						
1.4 BiFuel	60	03/10 → 01/11						
1.4 GTI	132	05/10 →						
1.4 TSI	103	10/12 →						
1.6	66	07/14 →						
1.6	81	07/14 →						
1.6 BiFuel	60	01/11 →						
1.6 TDI	55	06/09 →						
1.6 TDI	66	06/09 →						
1.6 TDI	77	06/09 →						
2.0 R WRC	162	08/13 →						
1.8 GTI	141	11/14 →		+PR 1ZP / 1ZR	2	11.8116-0351.1	390538	ATE
				+PR 1LN / 1ZC	2	11.8116-0351.1	390538	ATE
<b>Führungshülzensatz, Bremssattel</b>								
1.0	44	01/14 →	←	+PR 1ZG / 1LR / 1ZJ		11.0101-5409.2	260035	ATE
1.0	55	01/14 →						
1.0 TSI	70	11/14 →	←	+PR 1LN / 1ZC		11.0101-5409.2	260035	ATE
1.0 TSI	81	11/14 →						
1.4 TDI	55	03/14 →						
1.4 TDI	66	02/14 →						
1.4 TDI	77	05/14 →						
1.4 TDI	110	05/14 →						
1.2	44	06/09 →	←	+PR 1LN / 1ZC		11.0101-5409.2	260035	ATE
1.2	51	06/09 →						
1.2 TDI	55	10/09 →	←	+PR 1ZG / 1LR / 1ZJ		11.0101-5409.2	260035	ATE
1.2 TSI	66	05/11 → 05/14	←	+PR 1ZP / 1ZR		11.0101-5409.2	260035	ATE
1.2 TSI	77	11/09 →						
1.2 TSI	81	01/14 →	←	+PR 1ZD		11.0101-5409.2	260035	ATE
1.2 TSI 16V	66	02/14 →						
1.4 (6R1)	63	03/09 → 05/14						
1.4 BiFuel	60	03/10 → 01/11						
1.4 GTI	132	05/10 →						
1.4 TSI	103	10/12 →						
1.6	66	07/14 →						
1.6	81	07/14 →						
1.6 BiFuel	60	01/11 →						
1.6 TDI	55	06/09 →						
1.6 TDI	66	06/09 →						
1.6 TDI	77	06/09 →						
2.0 R WRC	162	08/13 →						
1.8 GTI	141	11/14 →	←	+PR 1ZG / 1LR / 1ZJ		11.0101-5409.2	260035	ATE
			←	+PR 1LN / 1ZC		11.0101-5409.2	260035	ATE
			←	+PR 1ZP / 1ZR		11.0101-5409.2	260035	ATE
<b>Führungsbolzen, Bremssattel</b>								
1.0	44	01/14 →		+PR 1ZG / 1LR / 1ZJ	2	11.8171-0008.1	990049	ATE
↓								

**VW - POLO V (6R1, 6C1) 03/09→**

**Führungsbolzen, Bremsattel**

1.0	55	01/14→		+PR 1LN / 1ZC	2	11.8171-0008.1	990049	ATE
1.0 TSI	70	11/14→						
1.0 TSI	81	11/14→						
1.4 TDI	55	03/14→						
1.4 TDI	66	02/14→						
1.4 TDI	77	05/14→						
1.4 TSI	110	05/14→						
1.2	44	06/09→		+PR 1ZG / 1LR / 1ZJ	2	11.8171-0008.1	990049	ATE
1.2	51	06/09→		+PR 1ZD	2	11.8171-0008.1	990049	ATE
1.2 TDI	55	10/09→						
1.2 TSI	66	05/11→05/14		+PR 1LN / 1ZC	2	11.8171-0008.1	990049	ATE
1.2 TSI	77	11/09→						
1.2 TSI	81	01/14→		+PR 1ZP / 1ZR	2	11.8171-0008.1	990049	ATE
1.2 TSI 16V	66	02/14→						
1.4 (6R1)	63	03/09→05/14						
1.4 BiFuel	60	03/10→01/11						
1.4 GTI	132	05/10→						
1.4 TSI	103	10/12→						
1.6	66	07/14→						
1.6	81	07/14→						
1.6 BiFuel	60	01/11→						
1.6 TDI	55	06/09→						
1.6 TDI	66	06/09→						
1.6 TDI	77	06/09→						
2.0 R WRC	162	08/13→						
1.8 GTI	141	11/14→		+PR 1ZG / 1LR / 1ZJ	2	11.8171-0008.1	990049	ATE
				+PR 1ZP / 1ZR	2	11.8171-0008.1	990049	ATE
				+PR 1LN / 1ZC	2	11.8171-0008.1	990049	ATE

**Bremsschlauch**











1.0	44	01/14→	←	+PR 1ZP / 1ZR	2	24.5143-0553.3	331568	L= 553
1.0	55	01/14→						
1.0 TSI	70	11/14→	→	☐ / am Bremsattel		24.1294-0014.3	331448	L= 202,2 mit Rohrleitung
1.0 TSI	81	11/14→	→	☐ / am Bremsattel		24.1294-0015.3	331449	L= 202,2 mit Rohrleitung
1.2 TSI	81	01/14→						
1.2 TSI 16V	66	02/14→	→		2	83.7858-0140.3	330837	L= 140
1.4 TDI	55	03/14→						
1.4 TDI	66	02/14→						
1.4 TDI	77	05/14→						
1.4 TSI	110	05/14→						
1.6	66	07/14→						
1.6	81	07/14→						
1.8 GTI	141	11/14→						
1.2	44	06/09→	←	→ 12/13	2	24.5143-0544.3	331420	L= 540
1.2	51	06/09→						
1.2 TDI	55	10/09→	←	01/14→; +PR 1ZP / 1ZR	2	24.5143-0553.3	331568	L= 553
1.2 TSI	66	05/11→05/14	→	☐ / am Bremsattel		24.1294-0014.3	331448	L= 202,2 mit Rohrleitung
1.2 TSI	77	11/09→						
1.4 (6R1)	63	03/09→05/14	→	☐ / am Bremsattel		24.1294-0015.3	331449	L= 202,2 mit Rohrleitung
1.4 GTI	132	05/10→						
1.4 TSI	103	10/12→	→		2	83.7858-0140.3	330837	L= 140
1.6 BiFuel	60	01/11→						
1.6 TDI	55	06/09→						
1.6 TDI	66	06/09→						
1.6 TDI	77	06/09→						
2.0 R WRC	162	08/13→						
1.4 BiFuel	60	03/10→01/11	←		2	24.5143-0544.3	331420	L= 540
			←	+PR 1ZP / 1ZR	2	24.5143-0553.3	331568	L= 553
			→	☐ / am Bremsattel		24.1294-0014.3	331448	L= 202,2 mit Rohrleitung
			→	☐ / am Bremsattel		24.1294-0015.3	331449	L= 202,2 mit Rohrleitung
			→		2	83.7858-0140.3	330837	L= 140

**VW - POLO Stufenheck (9N4) 09/02→12/10**








**Bremssattel**











1.9 TDI	74	07/03→12/10	←	☐; → 05/09; +PR 1LJ		11.9541-9595.2	220501	ATE - Halter
			←	☐; → 05/09; +PR 1LJ		11.9541-9596.2	220502	ATE - Halter
			←	☐; → 05/09; +PR 1LM / 1ZN		24.3481-1735.5	240283	ATE - Halter
			←	☐; → 05/09; +PR 1LM / 1ZN		24.3481-1736.5	240284	ATE - Halter
			←	☐; → 05/09; +PR 1LN / 1ZH / 1ZD		24.3541-1797.5	240856	TRW - Halter
			←	☐; → 05/09; +PR 1LN / 1ZH / 1ZD		24.3541-1798.5	240857	TRW - Halter
			←	☐; → 05/09; +PR 1LQ / 1LR / 1ZF / 1ZG		24.3541-9549.5	241023	ATE - Halter
			←	☐; → 05/09; +PR 1LQ / 1LR / 1ZF / 1ZG		24.3541-9550.5	241024	ATE - Halter



	kw					! #					
<b>VW - POLO Stufenheck (9N4) 09/02→12/10</b>											
 <b>Bremssattel</b>											
1.9 TDI	74	07/03→12/10	→	☐; → 05/09; +PR 1KD / 1KS / 1KV	24.3344-1709.5	240810	TRW - Halter				
			→	☐; → 05/09; +PR 1KD / 1KS / 1KV	24.3344-1710.5	240811	TRW - Halter				
			→	☐; → 05/09; +PR 1KK / 1KT	24.3384-1729.5	240816	TRW - Halter				
			→	☐; → 05/09; +PR 1KK / 1KT	24.3384-1730.5	240817	TRW - Halter				
<b>Feder, Bremssattel</b>											
1.9 TDI	74	07/03→12/10		→ 05/09; +PR 1LJ	2	11.8116-0143.1	390513	ATE			
<b>Führungshülsensatz, Bremssattel</b>											
1.9 TDI	74	07/03→12/10	←	→ 05/09; +PR 1LQ / 1LR / 1ZF / 1ZG	11.0101-5409.2	260035	ATE				
			←	→ 05/09; +PR 1LJ	11.0101-5409.2	260035	ATE				
<b>Führungsbolzen, Bremssattel</b>											
1.9 TDI	74	07/03→12/10		→ 05/09; +PR 1LJ	2	11.8171-0008.1	990049	ATE			
<b>Dichtungssatz, Bremssattel</b>											
1.9 TDI	74	07/03→12/10		→ 05/09; +PR 1LJ		11.0441-5409.2	250031	ATE			
 <b>Bremsschlauch</b>											
1.9 TDI	74	07/03→12/10	←	→ 05/09	2	83.6247-0522.3	330595	L= 522			
			→	☐ / am Bremssattel; → 05/09; Scheibenbremse		24.1253-0050.3	331148	L= 192 mit Rohrleitung			
			→	☐ / am Bremssattel; → 05/09; +PR 1KD / 1KS / 1KV / 2EJ		24.1253-0050.3	331148	L= 192 mit Rohrleitung			
			→	☐ / am Bremssattel; → 05/09; Scheibenbremse		24.1253-0060.3	331149	L= 192 mit Rohrleitung			
			→	☐ / am Bremssattel; → 05/09; +PR 1KD / 1KS / 1KV / 2EJ		24.1253-0060.3	331149	L= 192 mit Rohrleitung			
			→	→ 05/09	2	83.7858-0140.3	330837	L= 140			
<b>VW - POLO Stufenheck (602, 604, 612, 614) 05/09→</b>											
 <b>Bremssattel</b>											
1.4 TSi 1.6 1.6	92 66 81	05/16→ 07/14→ 05/15→	←	☐; +PR 1ZG / 1LR / 1ZJ	24.3541-9549.5	241023	ATE - Halter				
			←	☐; +PR 1ZG / 1LR / 1ZJ	24.3541-9550.5	241024	ATE - Halter				
			←	☐; +PR 1ZD	24.3541-9553.5	241025	ATE - Halter				
			←	☐; +PR 1LN / 1ZC	24.3541-9553.5	241025	ATE - Halter				
			←	☐; +PR 1ZP / 1ZR	24.3541-9553.5	241025	ATE - Halter				
			←	☐; +PR 1ZP / 1ZR	24.3541-9554.5	241026	ATE - Halter				
			←	☐; +PR 1LN / 1ZC	24.3541-9554.5	241026	ATE - Halter				
			←	☐; +PR 1ZD	24.3541-9554.5	241026	ATE - Halter				
			→	☐; +PR 1KK / 1KT / 2EJ	24.3387-1735.5	240657	TRW - Halter				
			→	☐; +PR 1KV	24.3387-1735.5	240657	TRW - Halter				
			→	☐; +PR 1KV	24.3387-1736.5	240658	TRW - Halter				
			→	☐; +PR 1KK / 1KT / 2EJ	24.3387-1736.5	240658	TRW - Halter				
			1.6 1.6	63 77	11/10→ 05/10→	←	☐; 07/14→; +PR 1ZG / 1LR / 1ZJ	24.3541-9549.5	241023	ATE - Halter	
						←	☐; 07/14→; +PR 1ZG / 1LR / 1ZJ	24.3541-9550.5	241024	ATE - Halter	
←	☐; 07/14→; +PR 1ZD	24.3541-9553.5				241025	ATE - Halter				
←	☐; 07/14→; +PR 1ZP / 1ZR	24.3541-9553.5				241025	ATE - Halter				
←	☐; 07/14→; +PR 1LN / 1ZC	24.3541-9553.5				241025	ATE - Halter				
←	☐; 07/14→; +PR 1LN / 1ZC	24.3541-9554.5				241026	ATE - Halter				
←	☐; 07/14→; +PR 1ZP / 1ZR	24.3541-9554.5				241026	ATE - Halter				
←	☐; 07/14→; +PR 1ZD	24.3541-9554.5				241026	ATE - Halter				
→	☐; 07/14→; +PR 1KV	24.3387-1735.5				240657	TRW - Halter				
→	☐; 07/14→; +PR 1KK / 1KT / 2EJ	24.3387-1735.5				240657	TRW - Halter				
→	☐; 07/14→; +PR 1KK / 1KT / 2EJ	24.3387-1736.5				240658	TRW - Halter				
→	☐; 07/14→; +PR 1KV	24.3387-1736.5				240658	TRW - Halter				
<b>Feder, Bremssattel</b>											
1.4 TSi 1.6 ↓	92 66	05/16→ 07/14→					+PR 1ZD	2	11.8116-0351.1	390538	ATE



	kw					! #		
<b>VW - POLO Stufenheck (602, 604, 612, 614) 05/09→</b>								
<b>Feder, Bremssattel</b>								
1.6	81	05/15→			+PR 1ZP / 1ZR	2	11.8116-0351.1 390538	ATE
					+PR 1LN / 1ZC	2	11.8116-0351.1 390538	ATE
1.6	63	11/10→			07/14→; +PR 1ZP / 1ZR	2	11.8116-0351.1 390538	ATE
1.6	77	05/10→			07/14→; +PR 1ZD	2	11.8116-0351.1 390538	ATE
					07/14→; +PR 1LN / 1ZC	2	11.8116-0351.1 390538	ATE
<b>Führungshülzensatz, Bremssattel</b>								
1.4 TSi	92	05/16→	←		+PR 1LN / 1ZC		11.0101-5409.2 260035	ATE
1.6	66	07/14→	←		+PR 1ZG / 1LR / 1ZJ		11.0101-5409.2 260035	ATE
1.6	81	05/15→	←		+PR 1ZP / 1ZR		11.0101-5409.2 260035	ATE
			←		+PR 1ZD		11.0101-5409.2 260035	ATE
1.6	63	11/10→	←		07/14→; +PR 1ZD		11.0101-5409.2 260035	ATE
1.6	77	05/10→	←		07/14→; +PR 1ZG / 1LR / 1ZJ		11.0101-5409.2 260035	ATE
			←		07/14→; +PR 1LN / 1ZC		11.0101-5409.2 260035	ATE
			←		07/14→; +PR 1ZP / 1ZR		11.0101-5409.2 260035	ATE
<b>Führungsbolzen, Bremssattel</b>								
1.4 TSi	92	05/16→			+PR 1ZG / 1LR / 1ZJ	2	11.8171-0008.1 990049	ATE
1.6	66	07/14→			+PR 1ZD	2	11.8171-0008.1 990049	ATE
1.6	81	05/15→			+PR 1LN / 1ZC	2	11.8171-0008.1 990049	ATE
					+PR 1ZP / 1ZR	2	11.8171-0008.1 990049	ATE
1.6	63	11/10→			07/14→; +PR 1ZD	2	11.8171-0008.1 990049	ATE
1.6	77	05/10→			07/14→; +PR 1ZP / 1ZR	2	11.8171-0008.1 990049	ATE
					07/14→; +PR 1ZG / 1LR / 1ZJ	2	11.8171-0008.1 990049	ATE
					07/14→; +PR 1LN / 1ZC	2	11.8171-0008.1 990049	ATE
<b>Bremsschlauch</b>								
1.4 TSi	92	05/16→	←			2	24.5143-0544.3 331420	L= 540
			←		+PR 1ZP / 1ZR	2	24.5143-0553.3 331568	L= 553
			→		☐ / am Bremssattel		24.1294-0014.3 331448	L= 202,2 mit Rohrleitung
			→		☐ / am Bremssattel		24.1294-0015.3 331449	L= 202,2 mit Rohrleitung
			→			2	83.7858-0140.3 330837	L= 140
1.6	63	11/10→	←		07/14→; +PR 1ZP / 1ZR	2	24.5143-0553.3 331568	L= 553
1.6	77	05/10→	→		☐ / am Bremssattel; 07/14→		24.1294-0014.3 331448	L= 202,2 mit Rohrleitung
			→		☐ / am Bremssattel; 07/14→		24.1294-0015.3 331449	L= 202,2 mit Rohrleitung
			→		07/14→	2	83.7858-0140.3 330837	L= 140
1.6	66	07/14→	←		+PR 1ZP / 1ZR	2	24.5143-0553.3 331568	L= 553
1.6	81	05/15→	→		☐ / am Bremssattel		24.1294-0014.3 331448	L= 202,2 mit Rohrleitung
			→		☐ / am Bremssattel		24.1294-0015.3 331449	L= 202,2 mit Rohrleitung
			→			2	83.7858-0140.3 330837	L= 140
<b>VW - POLO Van (6R) 03/09→</b>								
<b>Bremssattel</b>								
1.0	44	01/14→	←	☐	+PR 1ZG / 1LR / 1ZJ		24.3541-9549.5 241023	ATE - Halter
1.0	55	01/14→	←	☐	+PR 1ZG / 1LR / 1ZJ		24.3541-9550.5 241024	ATE - Halter
1.0 TSi	70	11/14→	←	☐	+PR 1ZG / 1LR / 1ZJ		24.3541-9550.5 241024	ATE - Halter
1.4 TDI	55	03/14→	←	☐	+PR 1LN / 1ZC		24.3541-9553.5 241025	ATE - Halter
1.4 TDI	66	02/14→	←	☐	+PR 1LN / 1ZC		24.3541-9554.5 241026	ATE - Halter
1.4 TSI	110	05/14→	←	☐	+PR 1LN / 1ZC		24.3541-9554.5 241026	ATE - Halter
			→	☐	+PR 1KK / 1KT / 2EJ		24.3387-1735.5 240657	TRW - Halter
			→	☐	+PR 1KK / 1KT / 2EJ		24.3387-1736.5 240658	TRW - Halter
1.2	44	03/09→05/14	←	☐	+PR 1ZG / 1LR / 1ZJ		24.3541-9549.5 241023	ATE - Halter
1.2 BlueMotion	51	03/09→05/14	←	☐	+PR 1ZG / 1LR / 1ZJ		24.3541-9550.5 241024	ATE - Halter
1.2 TSi	81	01/14→	←	☐	+PR 1ZG / 1LR / 1ZJ		24.3541-9550.5 241024	ATE - Halter
1.2 TSi BlueMotion	77	11/09→05/14	←	☐	+PR 1ZD		24.3541-9553.5 241025	ATE - Halter
1.4	63	03/09→05/14	←	☐	+PR 1LN / 1ZC		24.3541-9553.5 241025	ATE - Halter
1.6 TDi BlueMotion	66	06/09→05/14	←	☐	+PR 1LN / 1ZC		24.3541-9553.5 241025	ATE - Halter
			←	☐	+PR 1ZP / 1ZR		24.3541-9553.5 241025	ATE - Halter
			←	☐	+PR 1ZP / 1ZR		24.3541-9554.5 241026	ATE - Halter
			←	☐	+PR 1ZD		24.3541-9554.5 241026	ATE - Halter
↓								

	kw			 	! #		
<b>VW - POLO Van (6R) 03/09→</b>							
 <b>Bremssattel</b>							
1.2	44	03/09→05/14	←	☐; +PR 1LN / 1ZC		24.3541-9554.5 241026	ATE - Halter
1.2 BlueMotion	51	03/09→05/14	→	☐; +PR 1KK / 1KT / 2EJ		24.3387-1735.5 240657	TRW - Halter
1.2 TSI	81	01/14→	→	☐; +PR 1KV		24.3387-1735.5 240657	TRW - Halter
1.2 TSi BlueMotion	77	11/09→05/14	→	☐; +PR 1KV		24.3387-1736.5 240658	TRW - Halter
1.4	63	03/09→05/14	→	☐; +PR 1KK / 1KT / 2EJ		24.3387-1736.5 240658	TRW - Halter
1.6 TDi BlueMotion	66	06/09→05/14	→	☐; +PR 1KK / 1KT / 2EJ		24.3387-1736.5 240658	TRW - Halter
<b>Feder, Bremssattel</b>							
1.0	44	01/14→		+PR 1LN / 1ZC	2	11.8116-0351.1 390538	ATE
1.0	55	01/14→					
1.0 TSI	70	11/14→					
1.4 TDI	55	03/14→					
1.4 TDI	66	02/14→					
1.4 TSI	110	05/14→					
1.2	44	03/09→05/14		+PR 1ZD	2	11.8116-0351.1 390538	ATE
1.2 BlueMotion	51	03/09→05/14		+PR 1ZP / 1ZR	2	11.8116-0351.1 390538	ATE
1.2 TSI	81	01/14→					
1.2 TSi BlueMotion	77	11/09→05/14		+PR 1LN / 1ZC	2	11.8116-0351.1 390538	ATE
1.4	63	03/09→05/14					
1.6 TDi BlueMotion	66	06/09→05/14					
<b>Führungshülzensatz, Bremssattel</b>							
1.0	44	01/14→	←	+PR 1ZG / 1LR / 1ZJ		11.0101-5409.2 260035	ATE
1.0	55	01/14→	←				
1.0 TSI	70	11/14→	←	+PR 1LN / 1ZC		11.0101-5409.2 260035	ATE
1.4 TDI	55	03/14→					
1.4 TDI	66	02/14→					
1.4 TSI	110	05/14→					
1.2	44	03/09→05/14	←	+PR 1LN / 1ZC		11.0101-5409.2 260035	ATE
1.2 BlueMotion	51	03/09→05/14	←				
1.2 TSI	81	01/14→	←	+PR 1ZG / 1LR / 1ZJ		11.0101-5409.2 260035	ATE
1.2 TSi BlueMotion	77	11/09→05/14	←	+PR 1ZP / 1ZR		11.0101-5409.2 260035	ATE
1.4	63	03/09→05/14	←				
1.6 TDi BlueMotion	66	06/09→05/14	←	+PR 1ZD		11.0101-5409.2 260035	ATE
<b>Führungsbolzen, Bremssattel</b>							
1.0	44	01/14→		+PR 1ZG / 1LR / 1ZJ	2	11.8171-0008.1 990049	ATE
1.0	55	01/14→					
1.0 TSI	70	11/14→		+PR 1LN / 1ZC	2	11.8171-0008.1 990049	ATE
1.4 TDI	55	03/14→					
1.4 TDI	66	02/14→					
1.4 TSI	110	05/14→					
1.2	44	03/09→05/14		+PR 1ZG / 1LR / 1ZJ	2	11.8171-0008.1 990049	ATE
1.2 BlueMotion	51	03/09→05/14					
1.2 TSI	81	01/14→		+PR 1ZD	2	11.8171-0008.1 990049	ATE
1.2 TSi BlueMotion	77	11/09→05/14		+PR 1LN / 1ZC	2	11.8171-0008.1 990049	ATE
1.4	63	03/09→05/14					
1.6 TDi BlueMotion	66	06/09→05/14		+PR 1ZP / 1ZR	2	11.8171-0008.1 990049	ATE
 <b>Bremsschlauch</b>							
1.0	44	01/14→	←	+PR 1ZP / 1ZR	2	24.5143-0553.3 331568	L= 553
1.0	55	01/14→	→				
1.0 TSI	70	11/14→	→	☐ / am Bremssattel		24.1294-0014.3 331448	L= 202,2 mit Rohrleitung
1.2 TSI	81	01/14→	→	☐ / am Bremssattel		24.1294-0015.3 331449	L= 202,2 mit Rohrleitung
1.4 TDI	55	03/14→	→				
1.4 TDI	66	02/14→	→		2	83.7858-0140.3 330837	L= 140
1.4 TSI	110	05/14→	→				
1.2	44	03/09→05/14	←	→ 12/13	2	24.5143-0544.3 331420	L= 540
1.2 BlueMotion	51	03/09→05/14	←				
1.2 TSi BlueMotion	77	11/09→05/14	←	01/14→; +PR 1ZP / 1ZR	2	24.5143-0553.3 331568	L= 553
1.4	63	03/09→05/14	→	☐ / am Bremssattel		24.1294-0014.3 331448	L= 202,2 mit Rohrleitung
1.6 TDi BlueMotion	66	06/09→05/14	→	☐ / am Bremssattel		24.1294-0015.3 331449	L= 202,2 mit Rohrleitung
			→		2	83.7858-0140.3 330837	L= 140
<b>VW - POLO Van Kasten/Kombi (6V5) 05/96→09/01</b>							
 <b>Bremssattel</b>							
1.4	44	08/97→12/99	←	☐; - ABS		24.3481-1745.5 240277	ATE - Halter
			←	☐; - ABS		24.3481-1746.5 240278	ATE - Halter
1.9 SDI	47	05/96→08/96	←	☐; +PR 1LJ		11.9541-9595.2 220501	ATE - Halter
			←	☐; +PR 1LJ		11.9541-9596.2 220502	ATE - Halter
			←	☐; +PR 1LM / 1ZN		24.3481-1735.5 240283	ATE - Halter
			←	☐; +PR 1LM / 1ZN		24.3481-1736.5 240284	ATE - Halter
↓							

**VW - POLO Van Kasten/Kombi (6V5) 05/96→09/01**

**Bremssattel**

1.9 SDI	47	05/96→08/96	←	☐; +PR 1LN / 1ZH / 1ZD	24.3541-1797.5	240856	TRW - Halter
			←	☐; +PR 1LN / 1ZH / 1ZD	24.3541-1798.5	240857	TRW - Halter
			←	☐; +PR 1LQ / 1LR / 1ZF / 1ZG	24.3541-9549.5	241023	ATE - Halter
			←	☐; +PR 1LQ / 1LR / 1ZF / 1ZG	24.3541-9550.5	241024	ATE - Halter
			→	☐; +PR 1KK / 1KT	24.3384-1729.5	240816	TRW - Halter
			→	☐; +PR 1KK / 1KT	24.3384-1730.5	240817	TRW - Halter

**Feder, Bremssattel**

1.9 SDI	47	05/96→08/96		+PR 1LJ	2	11.8116-0143.1	390513	ATE
---------	----	-------------	--	---------	---	----------------	--------	-----

**Führungshülzensatz, Bremssattel**

1.4	44	08/97→12/99	←	+ ABS	11.0101-4801.2	260006	ATE
			←	- ABS	24.0102-4801.2	260085	ATE
			←		24.0102-4803.2	260088	ATE
1.7 SDI	44	08/97→12/99	←		11.0101-4801.2	260006	ATE
					24.0102-4801.2	260085	ATE
1.9 SDI	47	05/96→08/96	←	+PR 1LQ / 1LR / 1ZF / 1ZG	11.0101-5409.2	260035	ATE
			←	+PR 1LJ	11.0101-5409.2	260035	ATE

**Führungsbolzen, Bremssattel**

1.9 SDI	47	05/96→08/96		+PR 1LJ	2	11.8171-0008.1	990049	ATE
---------	----	-------------	--	---------	---	----------------	--------	-----

**Dichtungssatz, Bremssattel**

1.4	44	08/97→12/99	←		11.0441-4808.2	250022	ATE
1.7 SDI	44	08/97→12/99	←		11.0441-4808.2	250022	ATE
1.9 SDI	47	05/96→08/96	←	+PR 1LJ	11.0441-5409.2	250031	ATE

**Bremsschlauch**

1.4 1.7 SDI	44	08/97→12/99	←		2	24.5105-0442.3	331432	L= 442
			→	→ 6K-X-609999	2	24.5230-0143.3	330402	L= 143
			→	6K-X-610000→	2	83.7858-0140.3	330837	L= 140
1.9 SDI	47	05/96→08/96	←		2	83.6247-0522.3	330595	L= 522
			→	☐ / am Bremssattel; Scheibenbremse		24.1253-0050.3	331148	L= 192 mit Rohrleitung
			→	☐ / am Bremssattel; +PR 1KD / 1KS / 1KV / 2EJ		24.1253-0050.3	331148	L= 192 mit Rohrleitung
			→	☐ / am Bremssattel; Scheibenbremse		24.1253-0060.3	331149	L= 192 mit Rohrleitung
			→	☐ / am Bremssattel; +PR 1KD / 1KS / 1KV / 2EJ		24.1253-0060.3	331149	L= 192 mit Rohrleitung
			→			83.7858-0140.3	330837	L= 140

**VW - POLO Van Kasten/Schrägheck (6N1) 09/94→12/99**








**Bremssattel**

1.0	33	10/94→12/99	←	☐; 6N-TY140001→; → 09/96	24.3481-1735.5	240283	ATE - Halter
			←	☐; 6N-TW082001→; → 09/96	24.3481-1735.5	240283	ATE - Halter
			←	☐; 6N-TW082001→; → 09/96	24.3481-1736.5	240284	ATE - Halter
			←	☐; 6N-TY140001→; → 09/96	24.3481-1736.5	240284	ATE - Halter
			←	☐; 6N-SW008501→ 6N-TW082000	24.3481-1749.5	240281	ATE - Halter
			←	☐; 6N-SY087411→ 6N-TY140000	24.3481-1749.5	240281	ATE - Halter
			←	☐; 6N-SW008501→ 6N-TW082000	24.3481-1750.5	240282	ATE - Halter
			←	☐; 6N-SY087411→ 6N-TY140000	24.3481-1750.5	240282	ATE - Halter










**Führungshülzensatz, Bremssattel**

1.0	33	10/94→12/99	←	6N-TY140001→; → 09/96	11.0101-4801.2	260006	ATE
			←	6N-TW082001→; → 09/96	24.0102-4801.2	260085	ATE
			←	6N-SY087411→ 6N-TY140000	11.0101-4801.2	260006	ATE
			←	6N-SW008501→ 6N-TW082000	24.0102-4801.2	260085	ATE
←	6N-SW008501→ 6N-TW082000	11.0101-4801.2	260006	ATE			









↓

	kw					! #		
<b>VW - POLO Van Kasten/Schrägheck (6N1) 09/94→12/99</b>								
<b>Führungshülzensatz, Bremssattel</b>								
1.0	33	10/94→12/99	←	6N-SW008501→ 6N-TW082000		24.0102-4801.2	260085	ATE
			←	→ 6N-SY087410		11.0101-4803.2	260008	ATE
						24.0102-4803.2	260086	ATE
			←	→ 6N-SW008500		11.0101-4803.2	260008	ATE
						24.0102-4803.2	260086	ATE
<b>Dichtungssatz, Bremssattel</b>								
1.0	33	10/94→12/99		6N-SW008501→ 6N-TW082000		11.0441-4808.2	250022	ATE
				6N-TW082001→; → 09/96		11.0441-4808.2	250022	ATE
				→ 6N-SW008500		11.0441-4808.2	250022	ATE
			←	6N-TY140001→; → 09/96		11.0441-4808.2	250022	ATE
			←	→ 6N-SY087410		11.0441-4808.2	250022	ATE
			←	6N-SY087411→ 6N-TY140000		11.0441-4808.2	250022	ATE
<b>Bremsschlauch</b>								
1.0	33	10/94→12/99	←	→ 09/96	2	24.5147-0385.3	331427	L= 384
			→	→ 09/96	2	24.5230-0143.3	330402	L= 143
<b>VW - POLO Variant (6V5) 04/97→09/01</b>								
<b>Bremssattel</b>								
1.4	40	12/98→09/01	←	☐; - ABS		24.3481-1745.5	240277	ATE - Halter
1.4	44	05/97→09/01	←	☐; - ABS		24.3481-1746.5	240278	ATE - Halter
1.4 16V	55	10/99→09/01	←	☐; - ABS		24.3481-1746.5	240278	ATE - Halter
1.6	74	05/97→09/01	←	☐		24.3541-1609.5	240039	TRW - Halter
1.8	66	05/97→09/01	←	☐		24.3541-1609.5	240039	TRW - Halter
1.9 TDI	66	05/97→09/01	←	☐		24.3541-1610.5	240040	TRW - Halter
1.9 TDI	81	06/98→09/01	←	☐		24.3541-1609.5	240039	TRW - Halter
			←	☐		24.3541-1610.5	240040	TRW - Halter
			→	☐		24.3384-1723.5	240842	TRW - Halter
			→	☐		24.3384-1724.5	240843	TRW - Halter
<b>Führungshülzensatz, Bremssattel</b>								
1.4	40	12/98→09/01	←	+ ABS		11.0101-4801.2	260006	ATE
1.4	44	05/97→09/01	←	+ ABS		24.0102-4801.2	260085	ATE
1.4 16V	55	10/99→09/01	←	+ ABS		24.0102-4801.2	260085	ATE
			←	- ABS		11.0101-4803.2	260008	ATE
						24.0102-4803.2	260086	ATE
1.6	55	05/97→09/01	←			11.0101-4801.2	260006	ATE
1.7 SDI	42	08/97→09/01	←			24.0102-4801.2	260085	ATE
1.9 SDI	47	06/97→09/01	←			24.0102-4801.2	260085	ATE
1.9 SDI	50	08/99→09/01	←			24.0102-4801.2	260085	ATE
1.6	74	05/97→09/01	←			11.0101-5403.2	260010	TRW
1.8	66	05/97→09/01	←			11.0101-5403.2	260010	TRW
1.9 TDI	66	05/97→09/01	←			11.0101-5403.2	260010	TRW
1.9 TDI	81	06/98→09/01	←			11.0101-5403.2	260010	TRW
<b>Dichtungssatz, Bremssattel</b>								
1.4	40	12/98→09/01	←			11.0441-4808.2	250022	ATE
1.4	44	05/97→09/01	←			11.0441-4808.2	250022	ATE
1.4 16V	55	10/99→09/01	←			11.0441-4808.2	250022	ATE
1.6	55	05/97→09/01	←			11.0441-4808.2	250022	ATE
1.7 SDI	42	08/97→09/01	←			11.0441-4808.2	250022	ATE
1.9 SDI	47	06/97→09/01	←			11.0441-4808.2	250022	ATE
1.9 SDI	50	08/99→09/01	←			11.0441-4808.2	250022	ATE
<b>Zubehörsatz, Bremssattel</b>								
1.6	74	05/97→09/01	←			24.0101-4301.2	260047	TRW
1.8	66	05/97→09/01	←			24.0101-4301.2	260047	TRW
1.9 TDI	66	05/97→09/01	←			24.0101-4301.2	260047	TRW
1.9 TDI	81	06/98→09/01	←			24.0101-4301.2	260047	TRW
<b>Bremsschlauch</b>								
1.4	40	12/98→09/01	←		2	24.5105-0442.3	331432	L= 442
1.4	44	05/97→09/01	←		2	24.5105-0442.3	331432	L= 442
1.4 16V	55	10/99→09/01	→	→ 6K-X-609999	2	24.5230-0143.3	330402	L= 143
1.6	55	05/97→09/01	→	6K-X-610000→	2	83.7858-0140.3	330837	L= 140
1.6	74	05/97→09/01	→	6K-X-610000→	2	83.7858-0140.3	330837	L= 140
1.7 SDI	42	08/97→09/01	→					
1.8	66	05/97→09/01	→					
1.9 SDI	47	06/97→09/01	→					
1.9 SDI	50	08/99→09/01	→					
↓								


















	kw			 	! #		
<b>VW - POLO Variant (6V5) 04/97—09/01</b>							
 <b>Bremsschlauch</b>							
1.9 TDI	66	05/97→09/01	←		2	24.5105-0442.3 331432	L= 442
1.9 TDI	81	06/98→09/01	→	→ 6K-X-609999	2	24.5230-0143.3 330402	L= 143
			→	6K-X-610000→	2	83.7858-0140.3 330837	L= 140
<b>VW - SCIROCCO III (137, 138) 05/08→11/17</b>							
 <b>Bremssattel</b>							
1.4 TSI	90	08/08→11/17	←	☐; 09/08→; +PR 1LJ / 1ZA / 1ZD		24.3541-9553.5 241025	ATE - Halter
			←	☐; 09/08→; +PR 1ZB		24.3541-9553.5 241025	ATE - Halter
			←	☐; 09/08→; +PR 1ZE / 1ZP		24.3541-9553.5 241025	ATE - Halter
			←	☐; 09/08→; +PR 1ZB		24.3541-9554.5 241026	ATE - Halter
			←	☐; 09/08→; +PR 1ZE / 1ZP		24.3541-9554.5 241026	ATE - Halter
			←	☐; 09/08→; +PR 1LJ / 1ZA / 1ZD		24.3541-9554.5 241026	ATE - Halter
			→	☐; 09/08→; +PR 1KD		24.3384-1755.5 240886	TRW - Halter
			→	☐; 09/08→; +PR 1KD		24.3384-1756.5 240887	TRW - Halter
			→	☐; 09/08→; +PR 1KT		24.3384-1777.5 240988	BOS - Halter
			→	☐; 09/08→; +PR 1KT		24.3384-1778.5 241002	BOS - Halter
			→	☐; 09/08→; +PR 1KE		24.3414-1709.5 240834	TRW - Halter
			→	☐; 09/08→; +PR 1KE		24.3414-1710.5 240835	TRW - Halter
1.4 TSI	92	11/13→11/17	←	☐; +PR 1ZE / 1ZP		24.3541-9553.5 241025	ATE - Halter
1.4 TSI	110	07/15→11/17	←	☐; +PR 1LJ / 1ZA / 1ZD		24.3541-9553.5 241025	ATE - Halter
2.0 R	188	11/09→11/17	←	☐; +PR 1ZB		24.3541-9553.5 241025	ATE - Halter
2.0 R	195	11/09→11/17	←	☐; +PR 1ZB		24.3541-9553.5 241025	ATE - Halter
2.0 TDI	100	11/10→11/17	←	☐; +PR 1ZB		24.3541-9554.5 241026	ATE - Halter
2.0 TDI	110	11/13→11/17	←	☐; +PR 1ZB		24.3541-9554.5 241026	ATE - Halter
2.0 TDI	125	05/09→11/17	←	☐; +PR 1ZE / 1ZP		24.3541-9554.5 241026	ATE - Halter
2.0 TDI	130	01/13→11/17	←	☐; +PR 1ZE / 1ZP		24.3541-9554.5 241026	ATE - Halter
2.0 TDI	135	05/14→11/17	←	☐; +PR 1LJ / 1ZA / 1ZD		24.3541-9554.5 241026	ATE - Halter
2.0 TSI	132	11/13→11/17	→	☐; +PR 1KD		24.3384-1755.5 240886	TRW - Halter
2.0 TSI	155	11/09→11/17	→	☐; +PR 1KD		24.3384-1756.5 240887	TRW - Halter
2.0 TSI	162	11/13→11/17	→	☐; +PR 1KT		24.3384-1777.5 240988	BOS - Halter
			→	☐; +PR 1KT		24.3384-1778.5 241002	BOS - Halter
			→	☐; +PR 1KE		24.3414-1709.5 240834	TRW - Halter
			→	☐; +PR 1KE		24.3414-1710.5 240835	TRW - Halter
1.4 TSI	118	05/08→11/17	←	☐; 08/08→; +PR 1ZB		24.3541-9553.5 241025	ATE - Halter
2.0 TSI	147	05/08→11/09	←	☐; 08/08→; +PR 1ZE / 1ZP		24.3541-9553.5 241025	ATE - Halter
			←	☐; 08/08→; +PR 1LJ / 1ZA / 1ZD		24.3541-9553.5 241025	ATE - Halter
			←	☐; 08/08→; +PR 1ZB		24.3541-9554.5 241026	ATE - Halter
			←	☐; 08/08→; +PR 1LJ / 1ZA / 1ZD		24.3541-9554.5 241026	ATE - Halter
			←	☐; 08/08→; +PR 1ZE / 1ZP		24.3541-9554.5 241026	ATE - Halter
			→	☐; 08/08→; +PR 1KD		24.3384-1755.5 240886	TRW - Halter
			→	☐; 08/08→; +PR 1KD		24.3384-1756.5 240887	TRW - Halter
			→	☐; 08/08→; +PR 1KT		24.3384-1777.5 240988	BOS - Halter
			→	☐; 08/08→; +PR 1KT		24.3384-1778.5 241002	BOS - Halter
			→	☐; 08/08→; +PR 1KE		24.3414-1709.5 240834	TRW - Halter
			→	☐; 08/08→; +PR 1KE		24.3414-1710.5 240835	TRW - Halter
2.0 R	206	05/14→11/17	←	☐; 08/14→; +PR 1ZE / 1ZP		24.3541-9553.5 241025	ATE - Halter
			←	☐; 08/14→; +PR 1ZB		24.3541-9553.5 241025	ATE - Halter
			←	☐; 08/14→; +PR 1LJ / 1ZA / 1ZD		24.3541-9553.5 241025	ATE - Halter
			←	☐; 08/14→; +PR 1ZB		24.3541-9554.5 241026	ATE - Halter
			←	☐; 08/14→; +PR 1LJ / 1ZA / 1ZD		24.3541-9554.5 241026	ATE - Halter
			←	☐; 08/14→; +PR 1ZE / 1ZP		24.3541-9554.5 241026	ATE - Halter
			→	☐; 08/14→; +PR 1KD		24.3384-1755.5 240886	TRW - Halter
			→	☐; 08/14→; +PR 1KD		24.3384-1756.5 240887	TRW - Halter
			→	☐; 08/14→; +PR 1KT		24.3384-1777.5 240988	BOS - Halter
			→	☐; 08/14→; +PR 1KT		24.3384-1778.5 241002	BOS - Halter
			→	☐; 08/14→; +PR 1KE		24.3414-1709.5 240834	TRW - Halter
			→	☐; 08/14→; +PR 1KE		24.3414-1710.5 240835	TRW - Halter




















	kw			 	! #		
<b>VW - SCIROCCO III (137, 138) 05/08→11/17</b>							
<b> Bremssattel</b>							
2.0 R	206	05/14→11/17	➡	☐; 08/14→; +PR 1KE		24.3414-1710.5 240835	TRW - Halter
2.0 TDI	103	08/08→11/17	←	☐; 10/08→; +PR 1ZE / 1ZP		24.3541-9553.5 241025	ATE - Halter
			←	☐; 10/08→; +PR 1ZB		24.3541-9553.5 241025	ATE - Halter
			←	☐; 10/08→; +PR 1LJ / 1ZA / 1ZD		24.3541-9553.5 241025	ATE - Halter
			←	☐; 10/08→; +PR 1ZB		24.3541-9554.5 241026	ATE - Halter
			←	☐; 10/08→; +PR 1ZE / 1ZP		24.3541-9554.5 241026	ATE - Halter
			←	☐; 10/08→; +PR 1LJ / 1ZA / 1ZD		24.3541-9554.5 241026	ATE - Halter
			➡	☐; 10/08→; +PR 1KD		24.3384-1755.5 240886	TRW - Halter
			➡	☐; 10/08→; +PR 1KD		24.3384-1756.5 240887	TRW - Halter
			➡	☐; 10/08→; +PR 1KT		24.3384-1777.5 240988	BOS - Halter
			➡	☐; 10/08→; +PR 1KT		24.3384-1778.5 241002	BOS - Halter
			➡	☐; 10/08→; +PR 1KE		24.3414-1709.5 240834	TRW - Halter
			➡	☐; 10/08→; +PR 1KE		24.3414-1710.5 240835	TRW - Halter
<b>Halter, Bremssattel</b>							
1.4 TSI	90	08/08→11/17	←	09/08→; +PR 1ZB	2	11.0230-0131.1 260129	ATE
			←	09/08→; +PR 1LJ / 1ZA / 1ZD	2	11.0230-0131.1 260129	ATE
1.4 TSI	92	11/13→11/17	←	+PR 1ZB	2	11.0230-0131.1 260129	ATE
1.4 TSI	110	07/15→11/17	←	+PR 1LJ / 1ZA / 1ZD	2	11.0230-0131.1 260129	ATE
2.0 R	188	11/09→11/17					
2.0 R	195	11/09→11/17					
2.0 TDI	100	11/10→11/17					
2.0 TDI	110	11/13→11/17					
2.0 TDI	125	05/09→11/17					
2.0 TDI	130	01/13→11/17					
2.0 TDI	135	05/14→11/17					
2.0 TSI	132	11/13→11/17					
2.0 TSI	155	11/09→11/17					
2.0 TSI	162	11/13→11/17					
1.4 TSI	118	05/08→11/17					
2.0 TSI	147	05/08→11/09	←	08/08→; +PR 1LJ / 1ZA / 1ZD	2	11.0230-0131.1 260129	ATE
2.0 R	206	05/14→11/17	←	08/14→; +PR 1ZB	2	11.0230-0131.1 260129	ATE
			←	08/14→; +PR 1LJ / 1ZA / 1ZD	2	11.0230-0131.1 260129	ATE
2.0 TDI	103	08/08→11/17	←	10/08→; +PR 1ZB	2	11.0230-0131.1 260129	ATE
			←	10/08→; +PR 1LJ / 1ZA / 1ZD	2	11.0230-0131.1 260129	ATE
<b>Feder, Bremssattel</b>							
1.4 TSI	90	08/08→11/17	←	09/08→; +PR 1ZB	2	11.8116-0351.1 390538	ATE
			←	09/08→; +PR 1ZE / 1ZP	2	11.8116-0351.1 390538	ATE
			←	09/08→; +PR 1LJ / 1ZA / 1ZD	2	11.8116-0351.1 390538	ATE
1.4 TSI	92	11/13→11/17	←	+PR 1ZB	2	11.8116-0351.1 390538	ATE
1.4 TSI	110	07/15→11/17	←	+PR 1LJ / 1ZA / 1ZD	2	11.8116-0351.1 390538	ATE
2.0 R	188	11/09→11/17					
2.0 R	195	11/09→11/17					
2.0 TDI	100	11/10→11/17					
2.0 TDI	110	11/13→11/17					
2.0 TDI	125	05/09→11/17					
2.0 TDI	130	01/13→11/17					
2.0 TDI	135	05/14→11/17					
2.0 TSI	132	11/13→11/17					
2.0 TSI	155	11/09→11/17					
2.0 TSI	162	11/13→11/17					
1.4 TSI	118	05/08→11/17					
2.0 TSI	147	05/08→11/09	←	08/08→; +PR 1ZE / 1ZP	2	11.8116-0351.1 390538	ATE
			←	08/08→; +PR 1LJ / 1ZA / 1ZD	2	11.8116-0351.1 390538	ATE
2.0 R	206	05/14→11/17	←	08/14→; +PR 1ZB	2	11.8116-0351.1 390538	ATE
			←	08/14→; +PR 1LJ / 1ZA / 1ZD	2	11.8116-0351.1 390538	ATE
			←	08/14→; +PR 1ZE / 1ZP	2	11.8116-0351.1 390538	ATE
2.0 TDI	103	08/08→11/17	←	10/08→; +PR 1ZE / 1ZP	2	11.8116-0351.1 390538	ATE
			←	10/08→; +PR 1ZB	2	11.8116-0351.1 390538	ATE
			←	10/08→; +PR 1LJ / 1ZA / 1ZD	2	11.8116-0351.1 390538	ATE
↓							










	kw			 	! #		
<b>VW - SCIROCCO III (137, 138) 05/08→11/17</b>							
<b>Führungshülzensatz, Bremssattel</b>							
1.4 TSI	90	08/08→11/17	←	09/08→; +PR 1ZK		11.0101-5407.2 260011	ATE
			←	09/08→; +PR 1ZB		11.0101-5409.2 260035	ATE
			←	09/08→; +PR 1ZE / 1ZP		11.0101-5409.2 260035	ATE
			←	09/08→; +PR 1LJ / 1ZA / 1ZD		11.0101-5409.2 260035	ATE
1.4 TSI	92	11/13→11/17	←	+PR 1ZK		11.0101-5407.2 260011	ATE
1.4 TSI	110	07/15→11/17	←	+PR 1ZE / 1ZP		11.0101-5409.2 260035	ATE
2.0 R	188	11/09→11/17	←	+PR 1LJ / 1ZA / 1ZD		11.0101-5409.2 260035	ATE
2.0 R	195	11/09→11/17	←	+PR 1LJ / 1ZA / 1ZD		11.0101-5409.2 260035	ATE
2.0 TDI	100	11/10→11/17	←	+PR 1ZB		11.0101-5409.2 260035	ATE
2.0 TDI	110	11/13→11/17	←	+PR 1ZB		11.0101-5409.2 260035	ATE
2.0 TDI	125	05/09→11/17					
2.0 TDI	130	01/13→11/17					
2.0 TDI	135	05/14→11/17					
2.0 TSI	132	11/13→11/17					
2.0 TSI	155	11/09→11/17					
2.0 TSI	162	11/13→11/17					
1.4 TSI	118	05/08→11/17	←	08/08→; +PR 1ZK		11.0101-5407.2 260011	ATE
2.0 TSI	147	05/08→11/09	←	08/08→; +PR 1ZE / 1ZP		11.0101-5409.2 260035	ATE
			←	08/08→; +PR 1LJ / 1ZA / 1ZD		11.0101-5409.2 260035	ATE
			←	08/08→; +PR 1ZB		11.0101-5409.2 260035	ATE
2.0 R	206	05/14→11/17	←	08/14→; +PR 1ZK		11.0101-5407.2 260011	ATE
			←	08/14→; +PR 1ZE / 1ZP		11.0101-5409.2 260035	ATE
			←	08/14→; +PR 1LJ / 1ZA / 1ZD		11.0101-5409.2 260035	ATE
			←	08/14→; +PR 1ZB		11.0101-5409.2 260035	ATE
2.0 TDI	103	08/08→11/17	←	10/08→; +PR 1ZK		11.0101-5407.2 260011	ATE
			←	10/08→; +PR 1ZE / 1ZP		11.0101-5409.2 260035	ATE
			←	10/08→; +PR 1ZB		11.0101-5409.2 260035	ATE
			←	10/08→; +PR 1LJ / 1ZA / 1ZD		11.0101-5409.2 260035	ATE
<b>Führungsbolzen, Bremssattel</b>							
1.4 TSI	90	08/08→11/17		09/08→; +PR 1ZE / 1ZP	2	11.8171-0008.1 990049	ATE
				09/08→; +PR 1ZB	2	11.8171-0008.1 990049	ATE
				09/08→; +PR 1LJ / 1ZA / 1ZD	2	11.8171-0008.1 990049	ATE
1.4 TSI	92	11/13→11/17		+PR 1LJ / 1ZA / 1ZD	2	11.8171-0008.1 990049	ATE
1.4 TSI	110	07/15→11/17		+PR 1ZB	2	11.8171-0008.1 990049	ATE
2.0 R	188	11/09→11/17		+PR 1ZE / 1ZP	2	11.8171-0008.1 990049	ATE
2.0 R	195	11/09→11/17		+PR 1ZE / 1ZP	2	11.8171-0008.1 990049	ATE
2.0 TDI	100	11/10→11/17					
2.0 TDI	110	11/13→11/17					
2.0 TDI	125	05/09→11/17					
2.0 TDI	130	01/13→11/17					
2.0 TDI	135	05/14→11/17					
2.0 TSI	132	11/13→11/17					
2.0 TSI	155	11/09→11/17					
2.0 TSI	162	11/13→11/17					
1.4 TSI	118	05/08→11/17		08/08→; +PR 1LJ / 1ZA / 1ZD	2	11.8171-0008.1 990049	ATE
2.0 TSI	147	05/08→11/09		08/08→; +PR 1ZE / 1ZP	2	11.8171-0008.1 990049	ATE
				08/08→; +PR 1ZB	2	11.8171-0008.1 990049	ATE
2.0 R	206	05/14→11/17		08/14→; +PR 1ZE / 1ZP	2	11.8171-0008.1 990049	ATE
				08/14→; +PR 1LJ / 1ZA / 1ZD	2	11.8171-0008.1 990049	ATE
				08/14→; +PR 1ZB	2	11.8171-0008.1 990049	ATE
2.0 TDI	103	08/08→11/17		10/08→; +PR 1ZB	2	11.8171-0008.1 990049	ATE
				10/08→; +PR 1LJ / 1ZA / 1ZD	2	11.8171-0008.1 990049	ATE
				10/08→; +PR 1ZE / 1ZP	2	11.8171-0008.1 990049	ATE
<b>Zubehörsatz, Bremssattel</b>							
1.4 TSI	90	08/08→11/17	→	09/08→; +PR 1KE		24.0101-3803.2 260101	TRW
			→	09/08→; +PR 1KD		24.0101-3803.2 260101	TRW
			→	09/08→; +PR 1KW		24.0101-3803.2 260101	TRW
1.4 TSI	92	11/13→11/17	→	+PR 1KD		24.0101-3803.2 260101	TRW
1.4 TSI	110	07/15→11/17	→	+PR 1KE		24.0101-3803.2 260101	TRW
2.0 R	188	11/09→11/17	→	+PR 1KE		24.0101-3803.2 260101	TRW
2.0 R	195	11/09→11/17	→	+PR 1KW		24.0101-3803.2 260101	TRW
2.0 TDI	100	11/10→11/17					
2.0 TDI	110	11/13→11/17					
2.0 TDI	125	05/09→11/17					
2.0 TDI	130	01/13→11/17					
↓							








	kw			 	! #		
<b>VW - SCIROCCO III (137, 138) 05/08→11/17</b>							
<b>Zubehörsatz, Bremssattel</b>							
2.0 TDI	135	05/14→11/17	➡	+PR 1KD		24.0101-3803.2 260101	TRW
2.0 TSI	132	11/13→11/17	➡	+PR 1KE		24.0101-3803.2 260101	TRW
2.0 TSI	155	11/09→11/17	➡	+PR 1KW		24.0101-3803.2 260101	TRW
2.0 TSI	162	11/13→11/17	➡	+PR 1KW		24.0101-3803.2 260101	TRW
1.4 TSI	118	05/08→11/17	➡	08/08→; +PR 1KE		24.0101-3803.2 260101	TRW
2.0 TSI	147	05/08→11/09	➡	08/08→; +PR 1KW		24.0101-3803.2 260101	TRW
			➡	08/08→; +PR 1KD		24.0101-3803.2 260101	TRW
2.0 R	206	05/14→11/17	➡	08/14→; +PR 1KW		24.0101-3803.2 260101	TRW
			➡	08/14→; +PR 1KE		24.0101-3803.2 260101	TRW
			➡	08/14→; +PR 1KD		24.0101-3803.2 260101	TRW
2.0 TDI	103	08/08→11/17	➡	10/08→; +PR 1KW		24.0101-3803.2 260101	TRW
			➡	10/08→; +PR 1KD		24.0101-3803.2 260101	TRW
			➡	10/08→; +PR 1KE		24.0101-3803.2 260101	TRW
<b> Bremsschlauch</b>							
1.4 TSI	90	08/08→11/17	⬅	09/08→; +PR G03 / G07 / G08 / G11 / G45	2	24.5143-0564.3 331433	L= 563
			⬅	09/08→; +PR G04 / G09 / G33	2	83.7849-0502.3 331125	L= 504
			➡	☐; 11/09→; +PR 1KS / 1KT		83.7847-0254.3 331233	L= 255
			➡	☐; 11/09→; +PR 1KS / 1KT		83.7847-0257.3 331234	L= 255
			➡	11/09→; +PR 1KD / 1KW	2	83.7849-0243.3 331099	L= 243
			➡	09/08→ 10/09; +PR 1KD / 1KE	2	83.7849-0243.3 331099	L= 243
1.4 TSI	92	11/13→11/17	⬅	+PR G03 / G07 / G08 / G11 / G45	2	24.5143-0564.3 331433	L= 563
1.4 TSI	110	07/15→11/17	⬅	+PR G04 / G09 / G33	2	83.7849-0502.3 331125	L= 504
2.0 R	188	11/09→11/17	➡	☐; +PR 1KS / 1KT		83.7847-0254.3 331233	L= 255
2.0 R	195	11/09→11/17	➡	☐; +PR 1KS / 1KT		83.7847-0257.3 331234	L= 255
2.0 TDI	100	11/10→11/17	➡	+PR 1KD / 1KW	2	83.7849-0243.3 331099	L= 243
2.0 TDI	110	11/13→11/17	➡	+PR 1KD / 1KW	2	83.7849-0243.3 331099	L= 243
2.0 TDI	130	01/13→11/17	➡	+PR 1KD / 1KW	2	83.7849-0243.3 331099	L= 243
2.0 TDI	135	05/14→11/17	➡	+PR 1KD / 1KW	2	83.7849-0243.3 331099	L= 243
2.0 TSI	132	11/13→11/17	➡	+PR 1KD / 1KW	2	83.7849-0243.3 331099	L= 243
2.0 TSI	155	11/09→11/17	➡	+PR 1KD / 1KW	2	83.7849-0243.3 331099	L= 243
2.0 TSI	162	11/13→11/17	➡	+PR 1KD / 1KW	2	83.7849-0243.3 331099	L= 243
1.4 TSI	118	05/08→11/17	⬅	08/08→; +PR G03 / G07 / G08 / G11 / G45	2	24.5143-0564.3 331433	L= 563
2.0 TSI	147	05/08→11/09	⬅	08/08→; +PR G04 / G09 / G33	2	83.7849-0502.3 331125	L= 504
			➡	☐; 11/09→; +PR 1KS / 1KT		83.7847-0254.3 331233	L= 255
			➡	☐; 11/09→; +PR 1KS / 1KT		83.7847-0257.3 331234	L= 255
			➡	11/09→; +PR 1KD / 1KW	2	83.7849-0243.3 331099	L= 243
			➡	08/08→ 10/09; +PR 1KD / 1KE	2	83.7849-0243.3 331099	L= 243
2.0 R	206	05/14→11/17	⬅	08/14→; +PR G03 / G07 / G08 / G11 / G45	2	24.5143-0564.3 331433	L= 563
			⬅	08/14→; +PR G04 / G09 / G33	2	83.7849-0502.3 331125	L= 504
			➡	☐; +PR 1KS / 1KT		83.7847-0254.3 331233	L= 255
			➡	☐; +PR 1KS / 1KT		83.7847-0257.3 331234	L= 255
			➡	+PR 1KD / 1KW	2	83.7849-0243.3 331099	L= 243
2.0 TDI	103	08/08→11/17	⬅	10/08→; +PR G03 / G07 / G08 / G11 / G45	2	24.5143-0564.3 331433	L= 563
			⬅	10/08→; +PR G04 / G09 / G33	2	83.7849-0502.3 331125	L= 504
			➡	☐; 11/09→; +PR 1KS / 1KT		83.7847-0254.3 331233	L= 255
			➡	☐; 11/09→; +PR 1KS / 1KT		83.7847-0257.3 331234	L= 255
			➡	11/09→; +PR 1KD / 1KW	2	83.7849-0243.3 331099	L= 243
			➡	10/08→ 10/09; +PR 1KD / 1KE	2	83.7849-0243.3 331099	L= 243
2.0 TDI	125	05/09→11/17	⬅	+PR G03 / G07 / G08 / G11 / G45	2	24.5143-0564.3 331433	L= 563
			⬅	+PR G04 / G09 / G33	2	83.7849-0502.3 331125	L= 504
			➡	☐; 11/09→; +PR 1KS / 1KT		83.7847-0254.3 331233	L= 255
			➡	☐; 11/09→; +PR 1KS / 1KT		83.7847-0257.3 331234	L= 255
			➡	11/09→; +PR 1KD / 1KW	2	83.7849-0243.3 331099	L= 243
			➡	→ 10/09; +PR 1KD / 1KE	2	83.7849-0243.3 331099	L= 243

	kw			 	! #			
<b>VW - SCIROCCO Van (137) 06/08→05/14</b>								
<b> Bremssattel</b>								
1.4 TSi	90	08/08→05/14	←	☐; 09/08→; +PR 1LJ / 1ZA / 1ZD	24.3541-9553.5	241025	ATE - Halter	
			←	☐; 09/08→; +PR 1ZB	24.3541-9553.5	241025	ATE - Halter	
			←	☐; 09/08→; +PR 1ZE / 1ZP	24.3541-9553.5	241025	ATE - Halter	
			←	☐; 09/08→; +PR 1ZB	24.3541-9554.5	241026	ATE - Halter	
			←	☐; 09/08→; +PR 1ZE / 1ZP	24.3541-9554.5	241026	ATE - Halter	
			←	☐; 09/08→; +PR 1LJ / 1ZA / 1ZD	24.3541-9554.5	241026	ATE - Halter	
			→	☐; 09/08→; +PR 1KD	24.3384-1755.5	240886	TRW - Halter	
			→	☐; 09/08→; +PR 1KD	24.3384-1756.5	240887	TRW - Halter	
			→	☐; 09/08→; +PR 1KT	24.3384-1777.5	240988	BOS - Halter	
			→	☐; 09/08→; +PR 1KT	24.3384-1778.5	241002	BOS - Halter	
			→	☐; 09/08→; +PR 1KE	24.3414-1709.5	240834	TRW - Halter	
			→	☐; 09/08→; +PR 1KE	24.3414-1710.5	240835	TRW - Halter	
2.0 TDi	103	08/08→05/14	←	☐; 10/08→; +PR 1ZE / 1ZP	24.3541-9553.5	241025	ATE - Halter	
			←	☐; 10/08→; +PR 1ZB	24.3541-9553.5	241025	ATE - Halter	
			←	☐; 10/08→; +PR 1LJ / 1ZA / 1ZD	24.3541-9553.5	241025	ATE - Halter	
			←	☐; 10/08→; +PR 1ZB	24.3541-9554.5	241026	ATE - Halter	
			←	☐; 10/08→; +PR 1ZE / 1ZP	24.3541-9554.5	241026	ATE - Halter	
			←	☐; 10/08→; +PR 1LJ / 1ZA / 1ZD	24.3541-9554.5	241026	ATE - Halter	
			→	☐; 10/08→; +PR 1KD	24.3384-1755.5	240886	TRW - Halter	
			→	☐; 10/08→; +PR 1KD	24.3384-1756.5	240887	TRW - Halter	
			→	☐; 10/08→; +PR 1KT	24.3384-1777.5	240988	BOS - Halter	
			→	☐; 10/08→; +PR 1KT	24.3384-1778.5	241002	BOS - Halter	
			→	☐; 10/08→; +PR 1KE	24.3414-1709.5	240834	TRW - Halter	
			→	☐; 10/08→; +PR 1KE	24.3414-1710.5	240835	TRW - Halter	
<b>Halter, Bremssattel</b>								
1.4 TSi	90	08/08→05/14	←	09/08→; +PR 1ZB	2	11.0230-0131.1	260129	ATE
			←	09/08→; +PR 1LJ / 1ZA / 1ZD	2	11.0230-0131.1	260129	ATE
2.0 TDi	103	08/08→05/14	←	10/08→; +PR 1ZB	2	11.0230-0131.1	260129	ATE
			←	10/08→; +PR 1LJ / 1ZA / 1ZD	2	11.0230-0131.1	260129	ATE
<b>Feder, Bremssattel</b>								
1.4 TSi	90	08/08→05/14	←	09/08→; +PR 1ZB	2	11.8116-0351.1	390538	ATE
			←	09/08→; +PR 1ZE / 1ZP	2	11.8116-0351.1	390538	ATE
			←	09/08→; +PR 1LJ / 1ZA / 1ZD	2	11.8116-0351.1	390538	ATE
2.0 TDi	103	08/08→05/14	←	10/08→; +PR 1ZE / 1ZP	2	11.8116-0351.1	390538	ATE
			←	10/08→; +PR 1ZB	2	11.8116-0351.1	390538	ATE
			←	10/08→; +PR 1LJ / 1ZA / 1ZD	2	11.8116-0351.1	390538	ATE
<b>Führungshülzensatz, Bremssattel</b>								
1.4 TSi	90	08/08→05/14	←	09/08→; +PR 1ZK		11.0101-5407.2	260011	ATE
			←	09/08→; +PR 1ZB		11.0101-5409.2	260035	ATE
			←	09/08→; +PR 1ZE / 1ZP		11.0101-5409.2	260035	ATE
			←	09/08→; +PR 1LJ / 1ZA / 1ZD		11.0101-5409.2	260035	ATE
2.0 TDi	103	08/08→05/14	←	10/08→; +PR 1ZK		11.0101-5407.2	260011	ATE
			←	10/08→; +PR 1ZE / 1ZP		11.0101-5409.2	260035	ATE
			←	10/08→; +PR 1ZB		11.0101-5409.2	260035	ATE
			←	10/08→; +PR 1LJ / 1ZA / 1ZD		11.0101-5409.2	260035	ATE
<b>Führungsbolzen, Bremssattel</b>								
1.4 TSi	90	08/08→05/14		09/08→; +PR 1ZE / 1ZP	2	11.8171-0008.1	990049	ATE
				09/08→; +PR 1ZB	2	11.8171-0008.1	990049	ATE
				09/08→; +PR 1LJ / 1ZA / 1ZD	2	11.8171-0008.1	990049	ATE
2.0 TDi	103	08/08→05/14		10/08→; +PR 1ZB	2	11.8171-0008.1	990049	ATE
				10/08→; +PR 1LJ / 1ZA / 1ZD	2	11.8171-0008.1	990049	ATE
				10/08→; +PR 1ZE / 1ZP	2	11.8171-0008.1	990049	ATE
↓								

	kw			 	! #		
<b>VW - SCIROCCO Van (137) 06/08→05/14</b>							
<b>Zubehörsatz, Bremssattel</b>							
1.4 TSi	90	08/08→05/14	➡	09/08→; +PR 1KE		24.0101-3803.2 260101	TRW
			➡	09/08→; +PR 1KD		24.0101-3803.2 260101	TRW
			➡	09/08→; +PR 1KW		24.0101-3803.2 260101	TRW
2.0 TDi	103	08/08→05/14	➡	10/08→; +PR 1KW		24.0101-3803.2 260101	TRW
			➡	10/08→; +PR 1KD		24.0101-3803.2 260101	TRW
			➡	10/08→; +PR 1KE		24.0101-3803.2 260101	TRW
<b> Bremsschlauch</b>							
1.4 TSi	90	08/08→05/14	⬅	09/08→; +PR G03 / G07 / G08 / G11 / G45	2	24.5143-0564.3 331433	L= 563
			⬅	09/08→; +PR G04 / G09 / G33	2	83.7849-0502.3 331125	L= 504
			➡	▣; 11/09→; +PR 1KS / 1KT		83.7847-0254.3 331233	L= 255
			➡	▣; 11/09→; +PR 1KS / 1KT		83.7847-0257.3 331234	L= 255
			➡	11/09→; +PR 1KD / 1KW	2	83.7849-0243.3 331099	L= 243
			➡	09/08→ 10/09; +PR 1KD / 1KE	2	83.7849-0243.3 331099	L= 243
2.0 TDi	103	08/08→05/14	⬅	10/08→; +PR G03 / G07 / G08 / G11 / G45	2	24.5143-0564.3 331433	L= 563
			⬅	10/08→; +PR G04 / G09 / G33	2	83.7849-0502.3 331125	L= 504
			➡	▣; 11/09→; +PR 1KS / 1KT		83.7847-0254.3 331233	L= 255
			➡	▣; 11/09→; +PR 1KS / 1KT		83.7847-0257.3 331234	L= 255
			➡	11/09→; +PR 1KD / 1KW	2	83.7849-0243.3 331099	L= 243
			➡	10/08→ 10/09; +PR 1KD / 1KE	2	83.7849-0243.3 331099	L= 243
<b>VW - SHARAN (7M8, 7M9, 7M6) 05/95→03/10</b>							
<b> Bremssattel</b>							
1.8 T 20V	110	09/97→03/10	⬅	▣; 7M-2-000001→		24.3571-9819.5 241239	ATE - Halter
			⬅	▣; 7M-2-000001→		24.3571-9820.5 241240	ATE - Halter
			➡	▣; → 7M-1-070000		24.3384-1707.5 240171	TRW - Halter
			➡	▣; → 7M-1-070000		24.3384-1708.5 240172	TRW - Halter
			➡	▣; 7M-2-000001→		24.3384-1715.5 240265	TRW - Halter
			➡	▣; 7M-2-000001→		24.3384-1716.5 240266	TRW - Halter
1.9 TDI 2.0	66	09/95→03/10	⬅	▣; 7M-2-000001→		11.9571-9812.2 220486	ATE - Halter
			⬅	▣; 7M-2-000001→		24.3571-9811.5 241034	ATE - Halter
2.0 16V 2.0 LPG	110	09/95→02/00	➡	▣		24.3384-1707.5 240171	TRW - Halter
			➡	▣		24.3384-1708.5 240172	TRW - Halter
1.9 TDI 2.8 VR6	81	09/96→04/00	➡	▣		24.3384-1707.5 240171	TRW - Halter
			➡	▣		24.3384-1708.5 240172	TRW - Halter
2.8 VR6 Syncro	128	11/96→04/00	➡	▣		24.3384-1707.5 240171	TRW - Halter
			➡	▣		24.3384-1708.5 240172	TRW - Halter
1.9 TDI	85	04/00→03/10	⬅	▣; 7M-2-000001→		11.9571-9812.2 220486	ATE - Halter
			⬅	▣; 7M-2-000001→		24.3571-9811.5 241034	ATE - Halter
			➡	▣; 05/00→		24.3384-1707.5 240171	TRW - Halter
			➡	▣; 05/00→		24.3384-1708.5 240172	TRW - Halter
1.9 TDI 2.0 TDI	96	11/02→03/10	⬅	▣		11.9571-9812.2 220486	ATE - Halter
			⬅	▣		24.3571-9811.5 241034	ATE - Halter
2.0 TDI 2.0 TDI	100	11/05→03/10	⬅	▣		24.3571-9811.5 241034	ATE - Halter
			⬅	▣		24.3571-9811.5 241034	ATE - Halter
1.9 TDI 2.8 V6 24V	110	06/05→03/10	⬅	▣		24.3571-9819.5 241239	ATE - Halter
			⬅	▣		24.3571-9820.5 241240	ATE - Halter
2.8 V6 24V 4motion	150	04/00→03/10	➡	▣		24.3384-1715.5 240265	TRW - Halter
			➡	▣		24.3384-1716.5 240266	TRW - Halter
1.9 TDI 4motion	85	04/00→03/10	⬅	▣; 05/00→		24.3571-9819.5 241239	ATE - Halter
			⬅	▣; 05/00→		24.3571-9820.5 241240	ATE - Halter
			➡	▣; 05/00→		24.3384-1715.5 240265	TRW - Halter
			➡	▣; 05/00→		24.3384-1716.5 240266	TRW - Halter
↓							



	kw			 	! #		
<b>VW - SHARAN (7M8, 7M9, 7M6) 05/95→03/10</b>							
<b>Feder, Bremssattel</b>							
1.8 T 20V	110	09/97→03/10		→ 7M-1-070000	2	11.8116-0143.1 390513	ATE
				7M-2-000001→	2	11.8116-0272.1 390598	ATE
1.9 TDI	66	09/95→03/10		→ 7M-1-070000	2	11.8116-0143.1 390513	ATE
2.0	85	09/95→03/10	←	7M-2-000001→	2	11.8116-0326.1 390471	ATE
2.0 16V	110	09/95→02/00					
2.0 LPG	85	04/06→03/10					
1.9 TDI	81	09/96→04/00		→ 7M-1-070000	2	11.8116-0143.1 390513	ATE
2.8 VR6	128	09/95→04/00					
2.8 VR6 Syncro	128	11/96→04/00					
1.9 TDI	85	04/00→03/10		05/00→; → 7M-1-070000	2	11.8116-0143.1 390513	ATE
			←	7M-2-000001→	2	11.8116-0326.1 390471	ATE
1.9 TDI	96	11/02→03/10	←		2	11.8116-0326.1 390471	ATE
2.0 TDI	100	11/05→03/10					
2.0 TDI	103	11/05→03/10					
1.9 TDI	110	06/05→03/10			2	11.8116-0272.1 390598	ATE
2.8 V6 24V	150	04/00→03/10					
2.8 V6 24V 4motion	150	04/00→03/10					
1.9 TDI 4motion	85	04/00→03/10		05/00→	2	11.8116-0272.1 390598	ATE
<b>Führungshülzensatz, Bremssattel</b>							
1.8 T 20V	110	09/97→03/10	←	→ 7M-1-070000		11.0101-5409.2 260035	ATE
			←	7M-2-000001→		11.0101-5705.2 260096	ATE
			→	→ 7M-1-070000		11.0101-5403.2 260010	TRW
1.9 TDI	66	09/95→03/10	←	→ 7M-1-070000		11.0101-5409.2 260035	ATE
2.0	85	09/95→03/10	←				
2.0 16V	110	09/95→02/00	←	7M-2-000001→		11.0101-5706.2 260097	ATE
2.0 LPG	85	04/06→03/10	→			11.0101-5403.2 260010	TRW
1.9 TDI	81	09/96→04/00	←	→ 7M-1-070000		11.0101-5409.2 260035	ATE
2.8 VR6	128	09/95→04/00	→			11.0101-5403.2 260010	TRW
2.8 VR6 Syncro	128	11/96→04/00	→				
1.9 TDI	85	04/00→03/10	←	05/00→; → 7M-1-070000		11.0101-5409.2 260035	ATE
			←	7M-2-000001→		11.0101-5706.2 260097	ATE
			→	05/00→		11.0101-5403.2 260010	TRW
1.9 TDI	96	11/02→03/10	←			11.0101-5706.2 260097	ATE
2.0 TDI	100	11/05→03/10	→			11.0101-5403.2 260010	TRW
2.0 TDI	103	11/05→03/10	→				
1.9 TDI	110	06/05→03/10	←			11.0101-5705.2 260096	ATE
2.8 V6 24V	150	04/00→03/10					
2.8 V6 24V 4motion	150	04/00→03/10					
1.9 TDI 4motion	85	04/00→03/10	←	05/00→		11.0101-5705.2 260096	ATE
<b>Führungsbolzen, Bremssattel</b>							
1.8 T 20V	110	09/97→03/10	←	→ 7M-1-070000	2	11.8171-0008.1 990049	ATE
			←	7M-2-000001→		11.8171-0067.1 250153	ATE
1.9 TDI	66	09/95→03/10		7M-2-000001→		11.8171-0067.1 250153	ATE
2.0	85	09/95→03/10					
2.0 16V	110	09/95→02/00	←	→ 7M-1-070000	2	11.8171-0008.1 990049	ATE
2.0 LPG	85	04/06→03/10					
1.9 TDI	81	09/96→04/00	←	→ 7M-1-070000	2	11.8171-0008.1 990049	ATE
2.8 VR6	128	09/95→04/00					
2.8 VR6 Syncro	128	11/96→04/00					
1.9 TDI	85	04/00→03/10		7M-2-000001→		11.8171-0067.1 250153	ATE
			←	05/00→; → 7M-1-070000	2	11.8171-0008.1 990049	ATE
1.9 TDI	96	11/02→03/10				11.8171-0067.1 250153	ATE
2.0 TDI	100	11/05→03/10					
2.0 TDI	103	11/05→03/10					
1.9 TDI	110	06/05→03/10	←			11.8171-0067.1 250153	ATE
2.8 V6 24V	150	04/00→03/10					
2.8 V6 24V 4motion	150	04/00→03/10					
1.9 TDI 4motion	85	04/00→03/10	←	05/00→		11.8171-0067.1 250153	ATE
<b>Dichtungssatz, Bremssattel</b>							
1.8 T 20V	110	09/97→03/10	←	→ 7M-1-070000		11.0441-5704.2 250034	ATE
1.9 TDI	81	09/96→04/00					
2.8 VR6	128	09/95→04/00					
2.8 VR6 Syncro	128	11/96→04/00					
1.9 TDI	66	09/95→03/10	←	→ 7M-1-070000		11.0441-5704.2 250034	ATE
2.0	85	09/95→03/10	←			11.0441-5704.2 250034	ATE
2.0 16V	110	09/95→02/00	←	7M-2-000001→			
2.0 LPG	85	04/06→03/10					
1.9 TDI	85	04/00→03/10	←	05/00→; → 7M-1-070000		11.0441-5704.2 250034	ATE
↓							

	kw			 	! #		
<b>VW - SHARAN (7M8, 7M9, 7M6) 05/95→03/10</b>							
<b>Dichtungssatz, Bremssattel</b>							
1.9 TDI	85	04/00→03/10	←	7M-2-000001→		11.0441-5704.2 250034	ATE
1.9 TDI	96	11/02→03/10	←			11.0441-5704.2 250034	ATE
2.0 TDI	100	11/05→03/10					
2.0 TDI	103	11/05→03/10					
<b>Bremsschlauch</b>							
1.8 T 20V	110	09/97→03/10	←	→ 7M-1-070000	2	24.5166-0454.3 331306	L= 454
1.9 TDI	66	09/95→03/10	←		2	24.5205-0461.3 331431	L= 461
2.0	85	09/95→03/10	←	7M-1-070001→	2	24.5205-0461.3 331431	L= 461
2.0 16V	110	09/95→02/00	→		2	24.5225-0370.3 331379	L= 373
2.0 LPG	85	04/06→03/10	→		2	24.5225-0370.3 331379	L= 373
			→	am Bremssattel	2	83.6113-0140.3 330482	L= 140
1.9 TDI	81	09/96→04/00	←		2	24.5166-0454.3 331306	L= 454
2.8 VR6	128	09/95→04/00	→		2	24.5225-0370.3 331379	L= 373
2.8 VR6 Syncro	128	11/96→04/00	→		2	24.5225-0370.3 331379	L= 373
			→	am Bremssattel	2	83.6113-0140.3 330482	L= 140
1.9 TDI	85	04/00→03/10	←	05/00→; → 7M-1-070000	2	24.5166-0454.3 331306	L= 454
			←	05/00→	2	24.5205-0461.3 331431	L= 461
			→	05/00→	2	24.5225-0370.3 331379	L= 373
			→	am Bremssattel; 05/00→	2	83.6113-0140.3 330482	L= 140
1.9 TDI	96	11/02→03/10	←		2	24.5205-0461.3 331431	L= 461
1.9 TDI	110	06/05→03/10	→		2	24.5225-0370.3 331379	L= 373
2.0 TDI	100	11/05→03/10	→		2	24.5225-0370.3 331379	L= 373
2.0 TDI	103	11/05→03/10	→		2	24.5225-0370.3 331379	L= 373
2.8 V6 24V	150	04/00→03/10	→	am Bremssattel	2	83.6113-0140.3 330482	L= 140
2.8 V6 24V 4motion	150	04/00→03/10	→		2	83.6113-0140.3 330482	L= 140
1.9 TDI 4motion	85	04/00→03/10	←	7M-1-070001→	2	24.5205-0461.3 331431	L= 461
			→	05/00→	2	24.5225-0370.3 331379	L= 373
			→	am Bremssattel; 05/00→	2	83.6113-0140.3 330482	L= 140
<b>VW - SHARAN (7N1, 7N2) 05/10→</b>							
<b>Bremssattel</b>							
1.4 TSI	110	05/10→	←	☐; 07/10→; +PR 1LJ		24.3571-9759.5 241117	ATE - Halter
2.0 TDI	100	05/10→	←	☐; 07/10→; +PR 1LJ		24.3571-9760.5 241118	ATE - Halter
2.0 TDI	103	05/10→	→	☐; 07/10→		24.6241-1709.5 240994	TRW + EMot / - Halter + FSB
			→	☐; 07/10→		24.6241-1710.5 240995	TRW + EMot / - Halter + FSB
2.0 TDI	85	05/11→07/19	←	☐; +PR 1LJ		24.3571-9759.5 241117	ATE - Halter
2.0 TDI	125	08/10→	←	☐; +PR 1LJ		24.3571-9760.5 241118	ATE - Halter
2.0 TDI	130	01/13→	→	☐		24.6241-1709.5 240994	TRW + EMot / - Halter + FSB
2.0 TDI 4motion	103	05/11→	→	☐		24.6241-1709.5 240994	TRW + EMot / - Halter + FSB
2.0 TSI	147	12/10→	→	☐		24.6241-1710.5 240995	TRW + EMot / - Halter + FSB
<b>Feder, Bremssattel</b>							
1.4 TSI	110	05/10→		07/10→; +PR 1LJ	2	11.8116-0071.1 390605	ATE
2.0 TDI	100	05/10→					
2.0 TDI	103	05/10→					
2.0 TDI	85	05/11→07/19		+PR 1LJ	2	11.8116-0071.1 390605	ATE
2.0 TDI	125	08/10→					
2.0 TDI	130	01/13→					
2.0 TDI 4motion	103	05/11→					
2.0 TSI	147	12/10→					
<b>Führungshülensatz, Bremssattel</b>							
1.4 TSI	110	05/10→	←	07/10→; +PR 1LJ		11.0101-5409.2 260035	ATE
2.0 TDI	100	05/10→					
2.0 TDI	103	05/10→					
2.0 TDI	85	05/11→07/19	←	+PR 1LJ		11.0101-5409.2 260035	ATE
2.0 TDI	125	08/10→					
2.0 TDI	130	01/13→					
2.0 TDI 4motion	103	05/11→					
2.0 TSI	147	12/10→					
<b>Führungsbolzen, Bremssattel</b>							
1.4 TSI	110	05/10→		07/10→; +PR 1LJ	2	11.8171-0008.1 990049	ATE
2.0 TDI	100	05/10→					
2.0 TDI	103	05/10→					
2.0 TDI	85	05/11→07/19		+PR 1LJ	2	11.8171-0008.1 990049	ATE
2.0 TDI	125	08/10→					
2.0 TDI	130	01/13→					
2.0 TDI 4motion	103	05/11→					
2.0 TSI	147	12/10→					



**VW - SHARAN (7N1, 7N2) 05/10→**

**Bremsschlauch**

1.4 TSI	110	05/10→	➔	07/10→	2	24.5143-0257.3	331167	L= 257
2.0 TDI	100	05/10→						
2.0 TDI	103	05/10→						
2.0 TDI	85	05/11→07/19	➔		2	24.5143-0257.3	331167	L= 257
2.0 TDI	125	08/10→						
2.0 TDI	130	01/13→						
2.0 TDI 4motion	103	05/11→						
2.0 TSI	147	12/10→						

**VW - TIGUAN (5N\_) 09/07→07/18**

**Bremssattel**








1.4 TSI	90	08/10→07/18	←			24.3571-9759.5	241117	ATE - Halter
1.4 TSI	92	05/15→07/18						
1.4 TSI	110	05/08→07/18	←			24.3571-9760.5	241118	ATE - Halter
1.4 TSI	110	05/15→07/18	➔			24.6241-1709.5	240994	TRW + EMot / - Halter + FSB
1.4 TSI	118	05/11→07/18	➔			24.6241-1710.5	240995	TRW + EMot / - Halter + FSB
1.4 TSI 4motion	110	09/07→07/18	➔					
1.4 TSI 4motion	118	05/11→07/18						
2.0 TDI	81	05/10→07/18						
2.0 TDI	103	03/08→07/18						
2.0 TDI	110	05/15→07/18						
2.0 TDI 4motion	100	11/07→07/18						
2.0 TDI 4motion	110	05/15→07/18						
2.0 TDI 4motion	120	02/08→08/09						
2.0 TDI 4motion	130	11/12→07/18						
2.0 TDI 4motion	135	05/15→07/18						
2.0 TFSI 4motion	125	09/07→07/18						
2.0 TSI 4motion	132	05/11→07/18						
2.0 TSI 4motion	155	05/11→07/18						
2.0 TDI 4motion	103	09/07→07/18	←	; 11/07→		24.3571-9759.5	241117	ATE - Halter
			←	; 11/07→		24.3571-9760.5	241118	ATE - Halter
			➔	; 11/07→		24.6241-1709.5	240994	TRW + EMot / - Halter + FSB
			➔	; 11/07→		24.6241-1710.5	240995	TRW + EMot / - Halter + FSB
2.0 TDI 4motion	125	09/07→07/18	←	; 01/08→		24.3571-9759.5	241117	ATE - Halter
			←	; 01/08→		24.3571-9760.5	241118	ATE - Halter
			➔	; 01/08→		24.6241-1709.5	240994	TRW + EMot / - Halter + FSB
			➔	; 01/08→		24.6241-1710.5	240995	TRW + EMot / - Halter + FSB
2.0 TFSI 4motion	147	09/07→07/18	←	; 02/08→		24.3571-9759.5	241117	ATE - Halter
			←	; 02/08→		24.3571-9760.5	241118	ATE - Halter
			➔	; 02/08→		24.6241-1709.5	240994	TRW + EMot / - Halter + FSB
			➔	; 02/08→		24.6241-1710.5	240995	TRW + EMot / - Halter + FSB












**Halter, Bremssattel**









1.4 TSI	90	08/10→07/18	←		2	11.0230-0131.1	260129	ATE
1.4 TSI	92	05/15→07/18						
1.4 TSI	110	05/08→07/18						
1.4 TSI	110	05/15→07/18						
1.4 TSI	118	05/11→07/18						
1.4 TSI 4motion	110	09/07→07/18						
1.4 TSI 4motion	118	05/11→07/18						
2.0 TDI	81	05/10→07/18						
2.0 TDI	103	03/08→07/18						
2.0 TDI	110	05/15→07/18						
2.0 TDI 4motion	100	11/07→07/18						
2.0 TDI 4motion	110	05/15→07/18						
2.0 TDI 4motion	120	02/08→08/09						
2.0 TDI 4motion	130	11/12→07/18						
2.0 TDI 4motion	135	05/15→07/18						
2.0 TFSI 4motion	125	09/07→07/18						
2.0 TSI 4motion	132	05/11→07/18						
2.0 TSI 4motion	155	05/11→07/18						
2.0 TDI 4motion	103	09/07→07/18	←	11/07→	2	11.0230-0131.1	260129	ATE
2.0 TDI 4motion	125	09/07→07/18	←	01/08→	2	11.0230-0131.1	260129	ATE
2.0 TFSI 4motion	147	09/07→07/18	←	02/08→	2	11.0230-0131.1	260129	ATE

**Feder, Bremssattel**








1.4 TSI	90	08/10→07/18			2	11.8116-0071.1	390605	ATE
1.4 TSI	92	05/15→07/18						
1.4 TSI	110	05/08→07/18						
1.4 TSI	110	05/15→07/18						
1.4 TSI	118	05/11→07/18						
1.4 TSI 4motion	110	09/07→07/18						
1.4 TSI 4motion	118	05/11→07/18						








	kw			 	! #		
<b>VW - TIGUAN (5N_) 09/07→07/18</b>							
<b>Feder, Bremssattel</b>							
2.0 TDI	81	05/10→07/18			2	11.8116-0071.1 390605	ATE
2.0 TDI	103	03/08→07/18					
2.0 TDI	110	05/15→07/18					
2.0 TDI 4motion	100	11/07→07/18					
2.0 TDI 4motion	110	05/15→07/18					
2.0 TDI 4motion	120	02/08→08/09					
2.0 TDI 4motion	130	11/12→07/18					
2.0 TDI 4motion	135	05/15→07/18					
2.0 TFSI 4motion	125	09/07→07/18					
2.0 TSI 4motion	132	05/11→07/18					
2.0 TSI 4motion	155	05/11→07/18					
2.0 TDI 4motion	103	09/07→07/18		11/07→	2	11.8116-0071.1 390605	ATE
2.0 TDI 4motion	125	09/07→07/18		01/08→	2	11.8116-0071.1 390605	ATE
2.0 TFSI 4motion	147	09/07→07/18		02/08→	2	11.8116-0071.1 390605	ATE
<b>Führungshülzensatz, Bremssattel</b>							
1.4 TSI	90	08/10→07/18	←			11.0101-5409.2 260035	ATE
1.4 TSI	92	05/15→07/18					
1.4 TSI	110	05/08→07/18					
1.4 TSI	110	05/15→07/18					
1.4 TSI	118	05/11→07/18					
1.4 TSI 4motion	110	09/07→07/18					
1.4 TSI 4motion	118	05/11→07/18					
2.0 TDI	81	05/10→07/18					
2.0 TDI	103	03/08→07/18					
2.0 TDI	110	05/15→07/18					
2.0 TDI 4motion	100	11/07→07/18					
2.0 TDI 4motion	110	05/15→07/18					
2.0 TDI 4motion	120	02/08→08/09					
2.0 TDI 4motion	130	11/12→07/18					
2.0 TDI 4motion	135	05/15→07/18					
2.0 TFSI 4motion	125	09/07→07/18					
2.0 TSI 4motion	132	05/11→07/18					
2.0 TSI 4motion	155	05/11→07/18					
2.0 TDI 4motion	103	09/07→07/18	←	11/07→		11.0101-5409.2 260035	ATE
2.0 TDI 4motion	125	09/07→07/18	←	01/08→		11.0101-5409.2 260035	ATE
2.0 TFSI 4motion	147	09/07→07/18	←	02/08→		11.0101-5409.2 260035	ATE
<b>Führungsbolzen, Bremssattel</b>							
1.4 TSI	90	08/10→07/18			2	11.8171-0008.1 990049	ATE
1.4 TSI	92	05/15→07/18					
1.4 TSI	110	05/08→07/18					
1.4 TSI	110	05/15→07/18					
1.4 TSI	118	05/11→07/18					
1.4 TSI 4motion	110	09/07→07/18					
1.4 TSI 4motion	118	05/11→07/18					
2.0 TDI	81	05/10→07/18					
2.0 TDI	103	03/08→07/18					
2.0 TDI	110	05/15→07/18					
2.0 TDI 4motion	100	11/07→07/18					
2.0 TDI 4motion	110	05/15→07/18					
2.0 TDI 4motion	120	02/08→08/09					
2.0 TDI 4motion	130	11/12→07/18					
2.0 TDI 4motion	135	05/15→07/18					
2.0 TFSI 4motion	125	09/07→07/18					
2.0 TSI 4motion	132	05/11→07/18					
2.0 TSI 4motion	155	05/11→07/18					
2.0 TDI 4motion	103	09/07→07/18		11/07→	2	11.8171-0008.1 990049	ATE
2.0 TDI 4motion	125	09/07→07/18		01/08→	2	11.8171-0008.1 990049	ATE
2.0 TFSI 4motion	147	09/07→07/18		02/08→	2	11.8171-0008.1 990049	ATE
<b>Bremsschlauch</b>							
1.4 TSI	90	08/10→07/18	←		2	24.5143-0578.3 331168	L= 578
1.4 TSI	92	05/15→07/18					
1.4 TSI	110	05/08→07/18	→		2	24.5143-0257.3 331167	L= 257
1.4 TSI	110	05/15→07/18					
1.4 TSI	118	05/11→07/18					
1.4 TSI 4motion	110	09/07→07/18					
1.4 TSI 4motion	118	05/11→07/18					
2.0 TDI	81	05/10→07/18					
2.0 TDI	103	03/08→07/18					
2.0 TDI	110	05/15→07/18					
2.0 TDI 4motion	100	11/07→07/18					
2.0 TDI 4motion	110	05/15→07/18					
2.0 TDI 4motion	120	02/08→08/09					
2.0 TDI 4motion	130	11/12→07/18					
2.0 TDI 4motion	135	05/15→07/18					
2.0 TFSI 4motion	125	09/07→07/18					
↓							

	kW			 	! #		
<b>VW - TIGUAN (5N_) 09/07→07/18</b>							
 <b>Bremsschlauch</b>							
2.0 TSI 4motion	132	05/11→07/18	←		2	24.5143-0578.3 331168	L= 578
2.0 TSI 4motion	155	05/11→07/18	→		2	24.5143-0257.3 331167	L= 257
2.0 TDI 4motion	103	09/07→07/18	←	11/07→	2	24.5143-0578.3 331168	L= 578
			→	11/07→	2	24.5143-0257.3 331167	L= 257
2.0 TDI 4motion	125	09/07→07/18	←	01/08→	2	24.5143-0578.3 331168	L= 578
			→	01/08→	2	24.5143-0257.3 331167	L= 257
2.0 TFSI 4motion	147	09/07→07/18	←	02/08→	2	24.5143-0578.3 331168	L= 578
			→	02/08→	2	24.5143-0257.3 331167	L= 257
<b>VW - TIGUAN (AD1, AX1) 01/16→</b>							
 <b>Bremssattel</b>							
1.4 eHybrid	110	11/20→	←	☐; +PR 1LA / 1LW		24.3601-1727.5 240786	TRW - Halter
1.4 TSI	92	01/16→07/18	←	☐; +PR 1LA / 1LW		24.3601-1728.5 240787	TRW - Halter
1.4 TSI	110	01/16→07/18	←	☐; +PR 1LA / 1LW		24.3601-1728.5 240787	TRW - Halter
1.4 TSI 4motion	110	05/16→07/18	←				
1.5 TSI	96	11/18→08/19	←				
1.5 TSI	96	08/19→	←				
1.5 TSI	110	11/18→	←				
1.6 TDI	85	05/16→06/20	←				
2.0 TDI	81	08/16→07/20	←				
2.0 TDI	85	05/16→07/19	←				
2.0 TDI	90	06/20→	←				
2.0 TDI 4motion	140	04/16→07/20	←				
2.0 TDI 4motion	147	06/20→	←				
2.0 TDI 4motion	176	05/16→07/20	←				
2.0 TSI 4motion	140	09/18→	←				
2.0 TSI 4motion	162	06/16→	←				
2.0 TSI 4motion	169	09/18→07/20	←				
2.0 TSI 4motion	180	01/21→	←				
2.0 TSI R 4motion	235	11/20→	←				
2.0 TDI	110	01/16→07/20	←	☐; 02/16→; +PR 1LA / 1LW		24.3601-1727.5 240786	TRW - Halter
2.0 TDI 4motion	110	01/16→07/20	←	☐; 02/16→; +PR 1LA / 1LW		24.3601-1728.5 240787	TRW - Halter
2.0 TSI 4motion	132	01/16→	←	☐; 02/16→; +PR 1LA / 1LW		24.3601-1728.5 240787	TRW - Halter
<b>VW - TIGUAN ALLSPACE (BW2) 03/17→</b>							
 <b>Bremssattel</b>							
1.4 TSI	110	06/17→09/18	←	☐; +PR 1LA / 1LB / 1LW / 1LX		24.3601-1727.5 240786	TRW - Halter
1.4 TSI E100 Flex	110	07/17→	←	☐; +PR 1LA / 1LB / 1LW / 1LX		24.3601-1728.5 240787	TRW - Halter
1.5 TSI	110	09/18→	←	☐; +PR 1LA / 1LB / 1LW / 1LX		24.3601-1728.5 240787	TRW - Halter
2.0 TDI	110	06/17→	←				
2.0 TDI 4motion	110	06/17→	←				
2.0 TDI 4motion	140	06/17→	←				
2.0 TDI 4motion	176	06/17→	←				
2.0 TSI	137	04/17→	←				
2.0 TSI 4motion	132	03/17→	←				
2.0 TSI 4motion	137	04/17→	←				
2.0 TSI 4motion	140	09/18→	←				
2.0 TSI 4motion	162	07/17→	←				
2.0 TSI 4motion	169	09/18→	←				
<b>VW - TOUAREG (7LA, 7L6, 7L7) 10/02→01/13</b>							
 <b>Bremssattel</b>							
2.5 R5 TDI	120	08/03→05/10	←	☐; +PR 1LB; → 03/10		24.3601-9947.5 240597	ATE - Halter
2.5 R5 TDI	128	01/03→05/10	←	☐; +PR 1LB; → 03/10		24.3601-9948.5 240598	ATE - Halter
3.0 TDI	155	04/06→05/10	←	☐; +PR 1LB; → 03/10		24.3601-9948.5 240598	ATE - Halter
3.0 V6 TDI	165	11/04→05/10	→	☐; +PR 1KE; → 03/10		24.3441-9967.5 241021	ATE - Halter
3.0 V6 TDI	176	11/07→05/10	→	☐; +PR 1KE; → 03/10		24.3441-9968.5 241022	ATE - Halter
3.2 V6	162	10/02→11/06	←	☐; 11/02→; +PR 1LB; → 12/05		24.3601-9947.5 240597	ATE - Halter
			←	☐; 11/02→; +PR 1LB; → 12/05		24.3601-9948.5 240598	ATE - Halter
			→	☐; 11/02→; +PR 1KE; → 12/05		24.3441-9967.5 241021	ATE - Halter
			→	☐; 11/02→; +PR 1KE; → 12/05		24.3441-9968.5 241022	ATE - Halter
3.2 V6	177	11/04→11/06	←	☐; +PR 1LB; → 12/05		24.3601-9947.5 240597	ATE - Halter
			←	☐; +PR 1LB; → 12/05		24.3601-9948.5 240598	ATE - Halter
			→	☐; +PR 1KE; → 12/05		24.3441-9967.5 241021	ATE - Halter
			→	☐; +PR 1KE; → 12/05		24.3441-9968.5 241022	ATE - Halter
3.6 V6 FSI	206	10/05→05/10	←	☐; 01/06→ 03/10; +PR 1LB		24.3601-9947.5 240597	ATE - Halter
			←	☐; 01/06→ 03/10; +PR 1LB		24.3601-9948.5 240598	ATE - Halter
↓							









	kw			 	! #			
<b>VW - TOUAREG (7LA, 7L6, 7L7) 10/02→01/13</b>								
<b> Bremssattel</b>								
3.6 V6 FSI	206	10/05→05/10	➡	☐; 01/06→ 03/10; +PR 1KE	24.3441-9967.5	241021	ATE - Halter	
			➡	☐; 01/06→ 03/10; +PR 1KE	24.3441-9968.5	241022	ATE - Halter	
4.2 V8	228	12/02→11/06	←	☐; +PR 1LB	24.3601-9947.5	240597	ATE - Halter	
			←	☐; +PR 1LB	24.3601-9948.5	240598	ATE - Halter	
			➡	☐; +PR 1KE	24.3441-9967.5	241021	ATE - Halter	
			➡	☐; +PR 1KE	24.3441-9968.5	241022	ATE - Halter	
4.2 V8 FSI	257	06/06→05/10	←	☐; 12/06→ 03/10; +PR 1LB	24.3601-9947.5	240597	ATE - Halter	
			←	☐; 12/06→ 03/10; +PR 1LB	24.3601-9948.5	240598	ATE - Halter	
			➡	☐; 12/06→ 03/10; +PR 1KE	24.3441-9967.5	241021	ATE - Halter	
			➡	☐; 12/06→ 03/10; +PR 1KE	24.3441-9968.5	241022	ATE - Halter	
5.0 R50 TDI	257	08/07→05/10	←	☐; 01/08→ 03/10; +PR 1LB	24.3601-9947.5	240597	ATE - Halter	
			←	☐; 01/08→ 03/10; +PR 1LB	24.3601-9948.5	240598	ATE - Halter	
			➡	☐; 01/08→ 03/10; +PR 1KE	24.3441-9967.5	241021	ATE - Halter	
			➡	☐; 01/08→ 03/10; +PR 1KE	24.3441-9968.5	241022	ATE - Halter	
5.0 V10 TDI	230	10/02→05/10	←	☐; 11/02→; +PR 1LB; → 03/10	24.3601-9947.5	240597	ATE - Halter	
			←	☐; 11/02→; +PR 1LB; → 03/10	24.3601-9948.5	240598	ATE - Halter	
			➡	☐; 11/02→; +PR 1KE; → 03/10	24.3441-9967.5	241021	ATE - Halter	
			➡	☐; 11/02→; +PR 1KE; → 03/10	24.3441-9968.5	241022	ATE - Halter	
6.0 W12	331	08/04→05/10	←	☐; +PR 1LB; → 11/06	24.3601-9947.5	240597	ATE - Halter	
			←	☐; +PR 1LB; → 11/06	24.3601-9948.5	240598	ATE - Halter	
			➡	☐; +PR 1KE; → 11/06	24.3441-9967.5	241021	ATE - Halter	
			➡	☐; +PR 1KE; → 11/06	24.3441-9968.5	241022	ATE - Halter	
<b>Halter, Bremssattel</b>								
2.5 R5 TDI	120	08/03→05/10	➡	+PR 1KE; → 03/10	2	11.0230-0811.1	260137	ATE
2.5 R5 TDI	128	01/03→05/10						
3.0 TDI	155	04/06→05/10						
3.0 V6 TDI	165	11/04→05/10						
3.0 V6 TDI	176	11/07→05/10						
3.2 V6	162	10/02→11/06	➡	11/02→; +PR 1KE; → 12/05	2	11.0230-0811.1	260137	ATE
3.2 V6	177	11/04→11/06	➡	+PR 1KE; → 12/05	2	11.0230-0811.1	260137	ATE
3.6 V6 FSI	206	10/05→05/10	➡	01/06→ 03/10; +PR 1KE	2	11.0230-0811.1	260137	ATE
4.2 V8	228	12/02→11/06	➡	+PR 1KE	2	11.0230-0811.1	260137	ATE
4.2 V8 FSI	257	06/06→05/10	➡	12/06→ 03/10; +PR 1KE	2	11.0230-0811.1	260137	ATE
5.0 R50 TDI	257	08/07→05/10	➡	01/08→ 03/10; +PR 1KE	2	11.0230-0811.1	260137	ATE
5.0 V10 TDI	230	10/02→05/10	➡	11/02→; +PR 1KE; → 03/10	2	11.0230-0811.1	260137	ATE
6.0 W12	331	08/04→05/10	➡	+PR 1KE; → 11/06	2	11.0230-0811.1	260137	ATE
<b>Feder, Bremssattel</b>								
2.5 R5 TDI	120	08/03→05/10		+PR 1LB; → 03/10	2	11.8116-0237.1	390509	ATE
2.5 R5 TDI	128	01/03→05/10		+PR 1KE; → 03/10	2	11.8116-0310.1	390611	ATE
3.0 TDI	155	04/06→05/10						
3.0 V6 TDI	165	11/04→05/10						
3.0 V6 TDI	176	11/07→05/10						
3.2 V6	162	10/02→11/06		11/02→; +PR 1LB; → 12/05	2	11.8116-0237.1	390509	ATE
				11/02→; +PR 1KE; → 12/05	2	11.8116-0310.1	390611	ATE
3.2 V6	177	11/04→11/06		+PR 1LB; → 12/05	2	11.8116-0237.1	390509	ATE
				+PR 1KE; → 12/05	2	11.8116-0310.1	390611	ATE
3.6 V6 FSI	206	10/05→05/10		01/06→ 03/10; +PR 1LB	2	11.8116-0237.1	390509	ATE
				01/06→ 03/10; +PR 1KE	2	11.8116-0310.1	390611	ATE
4.2 V8	228	12/02→11/06		+PR 1LB	2	11.8116-0237.1	390509	ATE
				+PR 1KE	2	11.8116-0310.1	390611	ATE
4.2 V8 FSI	257	06/06→05/10		12/06→ 03/10; +PR 1LB	2	11.8116-0237.1	390509	ATE
				12/06→ 03/10; +PR 1KE	2	11.8116-0310.1	390611	ATE
5.0 R50 TDI	257	08/07→05/10		01/08→ 03/10; +PR 1LB	2	11.8116-0237.1	390509	ATE
				01/08→ 03/10; +PR 1KE	2	11.8116-0310.1	390611	ATE
5.0 V10 TDI	230	10/02→05/10		11/02→; +PR 1LB; → 03/10	2	11.8116-0237.1	390509	ATE
				11/02→; +PR 1KE; → 03/10	2	11.8116-0310.1	390611	ATE
6.0 W12	331	08/04→05/10		+PR 1LB; → 11/06	2	11.8116-0237.1	390509	ATE
↓								

















	kW			 	! #		
<b>VW - TOUAREG (7LA, 7L6, 7L7) 10/02→01/13</b>							
<b>Feder, Bremssattel</b>							
6.0 W12	331	08/04→05/10		+PR 1KE; → 11/06	2	11.8116-0310.1 390611	ATE
<b>Führungshülzensatz, Bremssattel</b>							
2.5 R5 TDI	120	08/03→05/10	←	+PR 1LB; → 03/10		11.0101-5706.2 260097	ATE
2.5 R5 TDI	128	01/03→05/10					
3.0 TDI	155	04/06→05/10	→	+PR 1KE; → 03/10		11.0101-5409.2 260035	ATE
3.0 V6 TDI	165	11/04→05/10					
3.0 V6 TDI	176	11/07→05/10					
3.2 V6	162	10/02→11/06	←	11/02→; +PR 1LB; → 12/05		11.0101-5706.2 260097	ATE
			→	11/02→; +PR 1KE; → 12/05		11.0101-5409.2 260035	ATE
3.2 V6	177	11/04→11/06	←	+PR 1LB; → 12/05		11.0101-5706.2 260097	ATE
			→	+PR 1KE; → 12/05		11.0101-5409.2 260035	ATE
3.6 V6 FSI	206	10/05→05/10	←	01/06→ 03/10; +PR 1LB		11.0101-5706.2 260097	ATE
			→	01/06→ 03/10; +PR 1KE		11.0101-5409.2 260035	ATE
4.2 V8	228	12/02→11/06	←	+PR 1LB		11.0101-5706.2 260097	ATE
			→	+PR 1KE		11.0101-5409.2 260035	ATE
4.2 V8 FSI	257	06/06→05/10	←	12/06→ 03/10; +PR 1LB		11.0101-5706.2 260097	ATE
			→	12/06→ 03/10; +PR 1KE		11.0101-5409.2 260035	ATE
5.0 R50 TDI	257	08/07→05/10	←	01/08→ 03/10; +PR 1LB		11.0101-5706.2 260097	ATE
			→	01/08→ 03/10; +PR 1KE		11.0101-5409.2 260035	ATE
5.0 V10 TDI	230	10/02→05/10	←	11/02→; +PR 1LB; → 03/10		11.0101-5706.2 260097	ATE
			→	11/02→; +PR 1KE; → 03/10		11.0101-5409.2 260035	ATE
6.0 W12	331	08/04→05/10	←	+PR 1LB; → 11/06		11.0101-5706.2 260097	ATE
			→	+PR 1KE; → 11/06		11.0101-5409.2 260035	ATE
<b>Führungsbolzen, Bremssattel</b>							
2.5 R5 TDI	120	08/03→05/10		+PR 1KE; → 03/10	2	11.8171-0008.1 990049	ATE
2.5 R5 TDI	128	01/03→05/10					
3.0 TDI	155	04/06→05/10		+PR 1LB; → 03/10		11.8171-0067.1 250153	ATE
3.0 V6 TDI	165	11/04→05/10					
3.0 V6 TDI	176	11/07→05/10					
3.2 V6	162	10/02→11/06		11/02→; +PR 1KE; → 12/05	2	11.8171-0008.1 990049	ATE
				11/02→; +PR 1LB; → 12/05		11.8171-0067.1 250153	ATE
3.2 V6	177	11/04→11/06		+PR 1KE; → 12/05	2	11.8171-0008.1 990049	ATE
				+PR 1LB; → 12/05		11.8171-0067.1 250153	ATE
3.6 V6 FSI	206	10/05→05/10		01/06→ 03/10; +PR 1KE	2	11.8171-0008.1 990049	ATE
				01/06→ 03/10; +PR 1LB		11.8171-0067.1 250153	ATE
4.2 V8	228	12/02→11/06		+PR 1KE	2	11.8171-0008.1 990049	ATE
				+PR 1LB		11.8171-0067.1 250153	ATE
4.2 V8 FSI	257	06/06→05/10		12/06→ 03/10; +PR 1KE	2	11.8171-0008.1 990049	ATE
				12/06→ 03/10; +PR 1LB		11.8171-0067.1 250153	ATE
5.0 R50 TDI	257	08/07→05/10		01/08→ 03/10; +PR 1KE	2	11.8171-0008.1 990049	ATE
				01/08→ 03/10; +PR 1LB		11.8171-0067.1 250153	ATE
5.0 V10 TDI	230	10/02→05/10		11/02→; +PR 1KE; → 03/10	2	11.8171-0008.1 990049	ATE
				11/02→; +PR 1LB; → 03/10		11.8171-0067.1 250153	ATE
6.0 W12	331	08/04→05/10		+PR 1KE; → 11/06	2	11.8171-0008.1 990049	ATE
				+PR 1LB; → 11/06		11.8171-0067.1 250153	ATE
<b>Dichtungssatz, Bremssattel</b>							
2.5 R5 TDI	120	08/03→05/10	←	+PR 1LB; → 03/10		11.0441-6008.2 250038	ATE für Kolben-Ø [mm]: 60
2.5 R5 TDI	128	01/03→05/10					
3.0 TDI	155	04/06→05/10					
3.0 V6 TDI	165	11/04→05/10					
3.0 V6 TDI	176	11/07→05/10					
3.2 V6	162	10/02→11/06	←	11/02→; +PR 1LB; → 12/05		11.0441-6008.2 250038	ATE für Kolben-Ø [mm]: 60
3.2 V6	177	11/04→11/06	←	+PR 1LB; → 12/05		11.0441-6008.2 250038	ATE für Kolben-Ø [mm]: 60
3.6 V6 FSI	206	10/05→05/10	←	01/06→ 03/10; +PR 1LB		11.0441-6008.2 250038	ATE für Kolben-Ø [mm]: 60
4.2 V8	228	12/02→11/06	←	+PR 1LB		11.0441-6008.2 250038	ATE für Kolben-Ø [mm]: 60
4.2 V8 FSI	257	06/06→05/10	←	12/06→ 03/10; +PR 1LB		11.0441-6008.2 250038	ATE für Kolben-Ø [mm]: 60
5.0 R50 TDI	257	08/07→05/10	←	01/08→ 03/10; +PR 1LB		11.0441-6008.2 250038	ATE für Kolben-Ø [mm]: 60
5.0 V10 TDI	230	10/02→05/10	←	11/02→; +PR 1LB; → 03/10		11.0441-6008.2 250038	ATE für Kolben-Ø [mm]: 60
6.0 W12	331	08/04→05/10	←	+PR 1LB; → 11/06		11.0441-6008.2 250038	ATE für Kolben-Ø [mm]: 60
↓							








	kW			 	! #		
<b>VW - TOUAREG (7LA, 7L6, 7L7) 10/02→01/13</b>							
<b>Bremsschlauch</b>							
2.5 R5 TDI	120	08/03→05/10	←	+PR 1LC / 1LF / 1LE; → 03/10	2	24.5237-0515.3 331463	L= 515
2.5 R5 TDI	128	01/03→05/10	←	+PR 1LB; → 03/10	2	83.6169-0685.3 330984	L= 685
3.0 TDI	155	04/06→05/10	←	+PR 1LT / 1LU; → 03/10	2	83.7769-0713.3 331097	L= 713
3.0 V6 TDI	165	11/04→05/10	→	+PR 1KE; → 03/10	2	83.6238-0408.3 330895	L= 408
3.0 V6 TDI	176	11/07→05/10	→	+PR 1KF / 1KQ / 2ED; → 03/10	2	83.7812-0400.3 331214	L= 400
3.2 V6	162	10/02→11/06	←	11/02→; +PR 1LC / 1LF / 1LE; → 12/05	2	24.5237-0515.3 331463	L= 515
			←	11/02→; +PR 1LB; → 12/05	2	83.6169-0685.3 330984	L= 685
			→	11/02→; +PR 1KE; → 12/05	2	83.6238-0408.3 330895	L= 408
			→	11/02→; +PR 1KF / 1KQ / 2ED; → 12/05	2	83.7812-0400.3 331214	L= 400
3.2 V6	177	11/04→11/06	←	+PR 1LC / 1LF / 1LE; → 12/05	2	24.5237-0515.3 331463	L= 515
			←	+PR 1LB; → 12/05	2	83.6169-0685.3 330984	L= 685
			→	+PR 1KE; → 12/05	2	83.6238-0408.3 330895	L= 408
			→	+PR 1KF / 1KQ / 2ED; → 12/05	2	83.7812-0400.3 331214	L= 400
3.6 V6 FSI	206	10/05→05/10	←	01/06→ 03/10; +PR 1LC / 1LF / 1LE	2	24.5237-0515.3 331463	L= 515
			←	01/06→ 03/10; +PR 1LB	2	83.6169-0685.3 330984	L= 685
			←	01/06→ 03/10; +PR 1LT / 1LU	2	83.7769-0713.3 331097	L= 713
			→	01/06→ 03/10; +PR 1KE	2	83.6238-0408.3 330895	L= 408
			→	01/06→ 03/10; +PR 1KF / 1KQ / 2ED	2	83.7812-0400.3 331214	L= 400
4.2 V8	228	12/02→11/06	←	+PR 1LC / 1LF / 1LE	2	24.5237-0515.3 331463	L= 515
			←	+PR 1LB	2	83.6169-0685.3 330984	L= 685
			→	+PR 1KE	2	83.6238-0408.3 330895	L= 408
			→	+PR 1KF / 1KQ / 2ED	2	83.7812-0400.3 331214	L= 400
4.2 V8 FSI	257	06/06→05/10	←	12/06→ 03/10; +PR 1LC / 1LF / 1LE	2	24.5237-0515.3 331463	L= 515
			←	12/06→ 03/10; +PR 1LB	2	83.6169-0685.3 330984	L= 685
			←	12/06→ 03/10; +PR 1LT / 1LU	2	83.7769-0713.3 331097	L= 713
			→	12/06→ 03/10; +PR 1KE	2	83.6238-0408.3 330895	L= 408
			→	12/06→ 03/10; +PR 1KF / 1KQ / 2ED	2	83.7812-0400.3 331214	L= 400
5.0 R50 TDI	257	08/07→05/10	←	01/08→ 03/10; +PR 1LC / 1LF / 1LE	2	24.5237-0515.3 331463	L= 515
			←	01/08→ 03/10; +PR 1LB	2	83.6169-0685.3 330984	L= 685
			←	01/08→ 03/10; +PR 1LT / 1LU	2	83.7769-0713.3 331097	L= 713
			→	01/08→ 03/10; +PR 1KE	2	83.6238-0408.3 330895	L= 408
			→	01/08→ 03/10; +PR 1KF / 1KQ / 2ED	2	83.7812-0400.3 331214	L= 400
5.0 V10 TDI	230	10/02→05/10	←	11/02→; +PR 1LC / 1LF / 1LE; → 03/10	2	24.5237-0515.3 331463	L= 515
			←	11/02→; +PR 1LB; → 03/10	2	83.6169-0685.3 330984	L= 685
			←	11/02→; +PR 1LT / 1LU; → 03/10	2	83.7769-0713.3 331097	L= 713
			→	11/02→; +PR 1KE; → 03/10	2	83.6238-0408.3 330895	L= 408
			→	11/02→; +PR 1KF / 1KQ / 2ED; → 03/10	2	83.7812-0400.3 331214	L= 400
6.0 W12	331	08/04→05/10	←	+PR 1LC / 1LF / 1LE; → 11/06	2	24.5237-0515.3 331463	L= 515
			←	+PR 1LB; → 11/06	2	83.6169-0685.3 330984	L= 685
			→	+PR 1KE; → 11/06	2	83.6238-0408.3 330895	L= 408
			→	+PR 1KF / 1KQ / 2ED; → 11/06	2	83.7812-0400.3 331214	L= 400
<b>VW - TOUAREG (7P5, 7P6) 01/10→12/18</b>							
<b>Bremsschlauch</b>							
3.0 V6 TDI	150	01/10→03/18	←	04/10→; +PR 1LC / 1LE	2	24.5237-0515.3 331463	L= 515
3.0 V6 TDI	176	01/10→03/18	←	04/10→; +PR 1LG / 1LJ / 1LW	2	83.7812-0400.3 331214	L= 400
4.2 V8 TDI	250	01/10→03/18	→	04/10→	2	83.7812-0400.3 331214	L= 400
3.0 V6 TDI	165	06/10→03/18	←	+PR 1LC / 1LE	2	24.5237-0515.3 331463	L= 515
3.0 V6 TDI	180	05/11→03/18	←	+PR 1LG / 1LJ / 1LW	2	83.7812-0400.3 331214	L= 400
3.0 V6 TSI Hybrid	245	04/10→03/18	←		2	83.7812-0400.3 331214	L= 400
3.6 V6 FSI	183	08/10→03/18	→		2	83.7812-0400.3 331214	L= 400
3.6 V6 FSI	206	04/10→03/18	→		2	83.7812-0400.3 331214	L= 400
4.2 V8 FSI	265	01/11→03/18	→		2	83.7812-0400.3 331214	L= 400
3.0 V6 TDI	193	09/14→03/18	←	+PR 1LC / 1LE	2	24.5237-0515.3 331463	L= 515
			←	+PR 1LJ / 1LW	2	83.7812-0400.3 331214	L= 400
			→		2	83.7812-0400.3 331214	L= 400



	kw			 	! #		
<b>VW - TOURAN (1T1, 1T2) 02/03—05/10</b>							
<b> Bremssattel</b>							
1.4 TSI	103	02/06→05/10	←	☐; 09/06→; +PR 1ZE / 1ZP	24.3541-9553.5	241025	ATE - Halter
			←	☐; 09/06→; +PR 1LJ / 1ZA / 1ZD	24.3541-9553.5	241025	ATE - Halter
			←	☐; 09/06→; +PR 1LJ / 1ZA / 1ZD	24.3541-9554.5	241026	ATE - Halter
			←	☐; 09/06→; +PR 1ZE / 1ZP	24.3541-9554.5	241026	ATE - Halter
			→	☐; 11/09→; +PR 1KS	24.3384-1777.5	240988	BOS - Halter
			→	☐; 11/09→; +PR 1KS	24.3384-1778.5	241002	BOS - Halter
			→	☐; 09/06→; +PR 1KE / 1KF / 1KJ	24.3414-1709.5	240834	TRW - Halter
			→	☐; 09/06→; +PR 1KE / 1KF / 1KJ	24.3414-1710.5	240835	TRW - Halter
1.4 TSI	125	11/06→05/10	←	☐; +PR 1LJ / 1ZA / 1ZD	24.3541-9553.5	241025	ATE - Halter
1.4 TSI EcoFuel	110	05/09→05/10	←	☐; +PR 1ZE / 1ZP	24.3541-9553.5	241025	ATE - Halter
1.6	75	07/03→05/10	←	☐; +PR 1ZE / 1ZP	24.3541-9554.5	241026	ATE - Halter
1.6 BiFuel	75	11/06→05/10	←	☐; +PR 1ZE / 1ZP	24.3541-9554.5	241026	ATE - Halter
1.9 TDI	66	11/04→05/10	←	☐; +PR 1LJ / 1ZA / 1ZD	24.3541-9554.5	241026	ATE - Halter
1.9 TDI	77	08/03→05/10	←	☐; +PR 1LJ / 1ZA / 1ZD	24.3541-9554.5	241026	ATE - Halter
2.0 TDI	103	12/05→05/10	→	☐; 11/09→; +PR 1KS	24.3384-1777.5	240988	BOS - Halter
2.0 TDI 16V	103	08/03→05/10	→	☐; 11/09→; +PR 1KS	24.3384-1778.5	241002	BOS - Halter
			→	☐; +PR 1KE / 1KF / 1KJ	24.3414-1709.5	240834	TRW - Halter
			→	☐; +PR 1KE / 1KF / 1KJ	24.3414-1710.5	240835	TRW - Halter
1.6 FSI	85	02/03→01/07	←	☐; +PR 1ZE / 1ZP	24.3541-9553.5	241025	ATE - Halter
1.9 TDI	74	02/03→05/04	←	☐; +PR 1LJ / 1ZA / 1ZD	24.3541-9553.5	241025	ATE - Halter
2.0 EcoFuel	80	02/06→05/09	←	☐; +PR 1ZE / 1ZP	24.3541-9554.5	241026	ATE - Halter
2.0 FSI	110	10/03→01/07	←	☐; +PR 1LJ / 1ZA / 1ZD	24.3541-9554.5	241026	ATE - Halter
			←	☐; +PR 1LJ / 1ZA / 1ZD	24.3541-9554.5	241026	ATE - Halter
			→	☐; +PR 1KS	24.3384-1777.5	240988	BOS - Halter
			→	☐; +PR 1KS	24.3384-1778.5	241002	BOS - Halter
			→	☐; +PR 1KE / 1KF / 1KJ	24.3414-1709.5	240834	TRW - Halter
			→	☐; +PR 1KE / 1KF / 1KJ	24.3414-1710.5	240835	TRW - Halter
2.0 TDI	100	02/03→05/10	←	☐; 08/03→; +PR 1ZE / 1ZP	24.3541-9553.5	241025	ATE - Halter
			←	☐; 08/03→; +PR 1LJ / 1ZA / 1ZD	24.3541-9553.5	241025	ATE - Halter
			←	☐; 08/03→; +PR 1ZE / 1ZP	24.3541-9554.5	241026	ATE - Halter
			←	☐; 08/03→; +PR 1LJ / 1ZA / 1ZD	24.3541-9554.5	241026	ATE - Halter
			→	☐; 11/09→; +PR 1KS	24.3384-1777.5	240988	BOS - Halter
			→	☐; 11/09→; +PR 1KS	24.3384-1778.5	241002	BOS - Halter
			→	☐; 08/03→; +PR 1KE / 1KF / 1KJ	24.3414-1709.5	240834	TRW - Halter
			→	☐; 08/03→; +PR 1KE / 1KF / 1KJ	24.3414-1710.5	240835	TRW - Halter
2.0 TDI	125	12/05→05/10	←	☐; 02/06→; +PR 1LJ / 1ZA / 1ZD	24.3541-9553.5	241025	ATE - Halter
			←	☐; 02/06→; +PR 1ZE / 1ZP	24.3541-9553.5	241025	ATE - Halter
			←	☐; 02/06→; +PR 1ZE / 1ZP	24.3541-9554.5	241026	ATE - Halter
			←	☐; 02/06→; +PR 1LJ / 1ZA / 1ZD	24.3541-9554.5	241026	ATE - Halter
			→	☐; 11/09→; +PR 1KS	24.3384-1777.5	240988	BOS - Halter
			→	☐; 11/09→; +PR 1KS	24.3384-1778.5	241002	BOS - Halter
			→	☐; 02/06→; +PR 1KE / 1KF / 1KJ	24.3414-1709.5	240834	TRW - Halter
			→	☐; 02/06→; +PR 1KE / 1KF / 1KJ	24.3414-1710.5	240835	TRW - Halter
<b>Halter, Bremssattel</b>							
1.4 TSI	103	02/06→05/10	←	09/06→; +PR 1LJ / 1ZA / 1ZD	11.0230-0131.1	260129	ATE
1.4 TSI	125	11/06→05/10	←	+PR 1LJ / 1ZA / 1ZD	11.0230-0131.1	260129	ATE
1.4 TSI EcoFuel	110	05/09→05/10					
1.6	75	07/03→05/10					
1.6 BiFuel	75	11/06→05/10					
1.6 FSI	85	02/03→01/07					
1.9 TDI	66	11/04→05/10					
1.9 TDI	74	02/03→05/04					
1.9 TDI	77	08/03→05/10					
2.0 EcoFuel	80	02/06→05/09					
2.0 FSI	110	10/03→01/07					
2.0 TDI	103	12/05→05/10					
2.0 TDI 16V	103	08/03→05/10					
2.0 TDI	100	02/03→05/10	←	08/03→; +PR 1LJ / 1ZA / 1ZD	11.0230-0131.1	260129	ATE
2.0 TDI	125	12/05→05/10	←	02/06→; +PR 1LJ / 1ZA / 1ZD	11.0230-0131.1	260129	ATE
			↓				

	kw			 	! #			
<b>VW - TOURAN (1T1, 1T2) 02/03→05/10</b>								
<b>Feder, Bremssattel</b>								
1.4 TSI	103	02/06→05/10	←	09/06→; +PR 1LJ / 1ZA / 1ZD	2	11.8116-0351.1	390538	ATE
			←	09/06→; +PR 1ZE / 1ZP	2	11.8116-0351.1	390538	ATE
1.4 TSI	125	11/06→05/10	←	+PR 1LJ / 1ZA / 1ZD	2	11.8116-0351.1	390538	ATE
1.4 TSI EcoFuel	110	05/09→05/10	←					
1.6	75	07/03→05/10	←	+PR 1ZE / 1ZP	2	11.8116-0351.1	390538	ATE
1.6 BiFuel	75	11/06→05/10						
1.6 FSI	85	02/03→01/07						
1.9 TDI	66	11/04→05/10						
1.9 TDI	74	02/03→05/04						
1.9 TDI	77	08/03→05/10						
2.0 EcoFuel	80	02/06→05/09						
2.0 FSI	110	10/03→01/07						
2.0 TDI	103	12/05→05/10						
2.0 TDI 16V	103	08/03→05/10						
2.0 TDI	100	02/03→05/10	←	08/03→; +PR 1LJ / 1ZA / 1ZD	2	11.8116-0351.1	390538	ATE
			←	08/03→; +PR 1ZE / 1ZP	2	11.8116-0351.1	390538	ATE
2.0 TDI	125	12/05→05/10	←	02/06→; +PR 1LJ / 1ZA / 1ZD	2	11.8116-0351.1	390538	ATE
			←	02/06→; +PR 1ZE / 1ZP	2	11.8116-0351.1	390538	ATE
<b>Führungshülzensatz, Bremssattel</b>								
1.4 TSI	103	02/06→05/10	←	09/06→; +PR 1LJ / 1ZA / 1ZD		11.0101-5407.2	260011	ATE
			←	09/06→; +PR 1ZE / 1ZP		11.0101-5407.2	260011	ATE
1.4 TSI	125	11/06→05/10	←	+PR 1ZE / 1ZP		11.0101-5407.2	260011	ATE
1.4 TSI EcoFuel	110	05/09→05/10	←					
1.6	75	07/03→05/10	←	+PR 1LJ / 1ZA / 1ZD		11.0101-5407.2	260011	ATE
1.6 BiFuel	75	11/06→05/10						
1.6 FSI	85	02/03→01/07						
1.9 TDI	66	11/04→05/10						
1.9 TDI	74	02/03→05/04						
1.9 TDI	77	08/03→05/10						
2.0 EcoFuel	80	02/06→05/09						
2.0 FSI	110	10/03→01/07						
2.0 TDI	103	12/05→05/10						
2.0 TDI 16V	103	08/03→05/10						
2.0 TDI	100	02/03→05/10	←	08/03→; +PR 1LJ / 1ZA / 1ZD		11.0101-5407.2	260011	ATE
			←	08/03→; +PR 1ZE / 1ZP		11.0101-5407.2	260011	ATE
2.0 TDI	125	12/05→05/10	←	02/06→; +PR 1ZE / 1ZP		11.0101-5407.2	260011	ATE
			←	02/06→; +PR 1LJ / 1ZA / 1ZD		11.0101-5407.2	260011	ATE
<b>Führungsbolzen, Bremssattel</b>								
1.4 TSI	103	02/06→05/10		09/06→; +PR 1LJ / 1ZA / 1ZD	2	11.8171-0008.1	990049	ATE
				09/06→; +PR 1ZE / 1ZP	2	11.8171-0008.1	990049	ATE
1.4 TSI	125	11/06→05/10		+PR 1LJ / 1ZA / 1ZD	2	11.8171-0008.1	990049	ATE
1.4 TSI EcoFuel	110	05/09→05/10						
1.6	75	07/03→05/10		+PR 1ZE / 1ZP	2	11.8171-0008.1	990049	ATE
1.6 BiFuel	75	11/06→05/10						
1.6 FSI	85	02/03→01/07						
1.9 TDI	66	11/04→05/10						
1.9 TDI	74	02/03→05/04						
1.9 TDI	77	08/03→05/10						
2.0 EcoFuel	80	02/06→05/09						
2.0 FSI	110	10/03→01/07						
2.0 TDI	103	12/05→05/10						
2.0 TDI 16V	103	08/03→05/10						
2.0 TDI	100	02/03→05/10		08/03→; +PR 1ZE / 1ZP	2	11.8171-0008.1	990049	ATE
				08/03→; +PR 1LJ / 1ZA / 1ZD	2	11.8171-0008.1	990049	ATE
2.0 TDI	125	12/05→05/10		02/06→; +PR 1LJ / 1ZA / 1ZD	2	11.8171-0008.1	990049	ATE
				02/06→; +PR 1ZE / 1ZP	2	11.8171-0008.1	990049	ATE
<b>Bremsschlauch</b>								
1.4 TSI	103	02/06→05/10	←	09/06→	2	24.5143-0564.3	331433	L= 563
			→	☐; 11/09→		83.7847-0254.3	331233	L= 255
			→	☐; 11/09→		83.7847-0257.3	331234	L= 255
			→	09/06→ 10/09	2	83.7849-0236.3	330873	L= 233
1.4 TSI	125	11/06→05/10	←		2	24.5143-0564.3	331433	L= 563
1.4 TSI EcoFuel	110	05/09→05/10	→	☐; 11/09→		83.7847-0254.3	331233	L= 255
1.6 BiFuel	75	11/06→05/10	→	☐; 11/09→		83.7847-0257.3	331234	L= 255
			→	→ 10/09	2	83.7849-0236.3	330873	L= 233
↓								

	kW			 	! #		
<b>VW - TOURAN (1T1, 1T2) 02/03→05/10</b>							
<b>Bremsschlauch</b>							
1.6	75	07/03→05/10	←		2	24.5143-0564.3 331433	L= 563
1.9 TDI	66	11/04→05/10	→	→ 12/05	2	24.5204-0233.3 331430	L= 233
1.9 TDI	77	08/03→05/10	→				
2.0 TDI	103	12/05→05/10	→	☐; 11/09→		83.7847-0254.3 331233	L= 255
2.0 TDI 16V	103	08/03→05/10	→	☐; 11/09→		83.7847-0257.3 331234	L= 255
			→	01/06→ 10/09	2	83.7849-0236.3 330873	L= 233
1.6 FSI	85	02/03→01/07	←		2	24.5143-0564.3 331433	L= 563
2.0 FSI	110	10/03→01/07	→	→ 12/05	2	24.5204-0233.3 331430	L= 233
			→	01/06→	2	83.7849-0236.3 330873	L= 233
1.9 TDI	74	02/03→05/04	←		2	24.5143-0564.3 331433	L= 563
			→		2	24.5204-0233.3 331430	L= 233
2.0 EcoFuel	80	02/06→05/09	←		2	24.5143-0564.3 331433	L= 563
			→		2	83.7849-0236.3 330873	L= 233
2.0 TDI	100	02/03→05/10	←	08/03→	2	24.5143-0564.3 331433	L= 563
			→	08/03→ 12/05	2	24.5204-0233.3 331430	L= 233
			→	☐; 11/09→		83.7847-0254.3 331233	L= 255
			→	☐; 11/09→		83.7847-0257.3 331234	L= 255
			→	01/06→ 10/09	2	83.7849-0236.3 330873	L= 233
2.0 TDI	125	12/05→05/10	←	02/06→	2	24.5143-0564.3 331433	L= 563
			→	☐; 11/09→		83.7847-0254.3 331233	L= 255
			→	☐; 11/09→		83.7847-0257.3 331234	L= 255
			→	02/06→ 10/09	2	83.7849-0236.3 330873	L= 233
<b>VW - TOURAN (1T3) 05/10→05/15</b>							
<b>Bremssattel</b>							
1.2 TSI	77	05/10→05/15	←	☐; +PR 1ZE / 1ZP		24.3541-9553.5 241025	ATE - Halter
1.4 TSI	103	05/10→05/15	←	☐; +PR 1LJ / 1ZA / 1ZD		24.3541-9553.5 241025	ATE - Halter
1.4 TSI	125	05/10→05/15	←				
1.4 TSI EcoFuel	110	05/10→05/15	←	☐; +PR 1ZE / 1ZP		24.3541-9554.5 241026	ATE - Halter
1.6 TDI	66	05/10→05/15	←	☐; +PR 1LJ / 1ZA / 1ZD		24.3541-9554.5 241026	ATE - Halter
1.6 TDI	77	05/10→05/15	←				
2.0 TDI	81	11/10→05/15	→	☐		24.3384-1777.5 240988	BOS - Halter
2.0 TDI	103	05/10→05/15	→				
2.0 TDI	125	05/10→01/13	→	☐		24.3384-1778.5 241002	BOS - Halter
2.0 TDI	130	01/13→05/15	→				
<b>Halter, Bremssattel</b>							
1.2 TSI	77	05/10→05/15	←	+PR 1LJ / 1ZA / 1ZD		11.0230-0131.1 260129	ATE
1.4 TSI	103	05/10→05/15					
1.4 TSI	125	05/10→05/15					
1.4 TSI EcoFuel	110	05/10→05/15					
1.6 TDI	66	05/10→05/15					
1.6 TDI	77	05/10→05/15					
2.0 TDI	81	11/10→05/15					
2.0 TDI	103	05/10→05/15					
2.0 TDI	125	05/10→01/13					
2.0 TDI	130	01/13→05/15					
<b>Feder, Bremssattel</b>							
1.2 TSI	77	05/10→05/15	←	+PR 1LJ / 1ZA / 1ZD	2	11.8116-0351.1 390538	ATE
1.4 TSI	103	05/10→05/15	←	+PR 1ZE / 1ZP	2	11.8116-0351.1 390538	ATE
1.4 TSI	125	05/10→05/15					
1.4 TSI EcoFuel	110	05/10→05/15					
1.6 TDI	66	05/10→05/15					
1.6 TDI	77	05/10→05/15					
2.0 TDI	81	11/10→05/15					
2.0 TDI	103	05/10→05/15					
2.0 TDI	125	05/10→01/13					
2.0 TDI	130	01/13→05/15					
<b>Führungshülzensatz, Bremssattel</b>							
1.2 TSI	77	05/10→05/15	←	+PR 1ZE / 1ZP		11.0101-5407.2 260011	ATE
1.4 TSI	103	05/10→05/15	←	+PR 1LJ / 1ZA / 1ZD		11.0101-5407.2 260011	ATE
1.4 TSI	125	05/10→05/15					
1.4 TSI EcoFuel	110	05/10→05/15					
1.6 TDI	66	05/10→05/15					
1.6 TDI	77	05/10→05/15					
2.0 TDI	81	11/10→05/15					
2.0 TDI	103	05/10→05/15					
2.0 TDI	125	05/10→01/13					

	kw					! #		
<b>VW - TOURAN (1T3) 05/10→05/15</b>								
<b>Führungshülzensatz, Bremsattel</b>								
2.0 TDI	130	01/13→05/15	←	+PR 1ZE / 1ZP		11.0101-5407.2	260011	ATE
			←	+PR 1LJ / 1ZA / 1ZD		11.0101-5407.2	260011	ATE
<b>Führungsbolzen, Bremsattel</b>								
1.2 TSI	77	05/10→05/15		+PR 1LJ / 1ZA / 1ZD	2	11.8171-0008.1	990049	ATE
1.4 TSI	103	05/10→05/15						
1.4 TSI	125	05/10→05/15		+PR 1ZE / 1ZP	2	11.8171-0008.1	990049	ATE
1.4 TSI EcoFuel	110	05/10→05/15						
1.6 TDI	66	05/10→05/15						
1.6 TDI	77	05/10→05/15						
2.0 TDI	81	11/10→05/15						
2.0 TDI	103	05/10→05/15						
2.0 TDI	125	05/10→01/13						
2.0 TDI	130	01/13→05/15						
<b>Bremsschlauch</b>								
1.2 TSI	77	05/10→05/15	←		2	24.5143-0564.3	331433	L= 563
1.4 TSI	103	05/10→05/15						
1.4 TSI	125	05/10→05/15	→	☐		83.7847-0254.3	331233	L= 255
1.4 TSI EcoFuel	110	05/10→05/15	→	☐				
1.6 TDI	66	05/10→05/15				83.7847-0257.3	331234	L= 255
1.6 TDI	77	05/10→05/15						
2.0 TDI	81	11/10→05/15						
2.0 TDI	103	05/10→05/15						
2.0 TDI	125	05/10→01/13						
2.0 TDI	130	01/13→05/15						
<b>VW - TOURAN (5T1) 05/15→</b>								
<b>Bremssattel</b>								
1.0 TSI	85	12/18→	→	☐; +PR 1KE / 1KR		24.6238-7023.5	241241	ATE - Halter + eFSB
1.5 TSI	110	11/18→				24.6238-7047.5	241181	ATE - Halter + eFSB
1.6 TDI	85	05/16→						
1.8 TSI	132	11/15→	→	☐; +PR 1KE / 1KR		24.6238-7024.5	241242	ATE - Halter + eFSB
2.0 TDI	81	11/15→07/19				24.6238-7048.5	241182	ATE - Halter + eFSB
2.0 TDI	85	02/19→						
2.0 TDI	140	11/15→07/19						
1.2 TSI	81	05/15→	→	☐; 09/15→; +PR 1KE / 1KR		24.6238-7023.5	241241	ATE - Halter + eFSB
1.4 TSI	110	05/15→				24.6238-7047.5	241181	ATE - Halter + eFSB
1.6 TDI	81	05/15→05/16						
2.0 TDI	110	05/15→	→	☐; 09/15→; +PR 1KE / 1KR		24.6238-7024.5	241242	ATE - Halter + eFSB
						24.6238-7048.5	241182	ATE - Halter + eFSB
<b>VW - TRANSPORTER / CARAVELLE T6 Bus (SGB, SGG, SGJ, SGC, SHB, SHJ 04/15→</b>								
<b>Bremssattel</b>								
2.0 TDI	62	04/15→	←	☐; Felgenreöße [Zoll]: 17		24.3441-9933.5	241141	ATE - Halter
2.0 TDI	66	10/19→						
2.0 TDI	75	04/15→	←	☐; Felgenreöße [Zoll]: 17		24.3441-9934.5	241142	ATE - Halter
2.0 TDI	81	07/19→	←	☐; Felgenreöße [Zoll]: 16		24.3601-9947.5	240597	ATE - Halter
2.0 TDI	84	05/16→						
2.0 TDI	103	04/15→	←	☐; Felgenreöße [Zoll]: 16		24.3601-9948.5	240598	ATE - Halter
2.0 TDI	110	04/15→						
2.0 TDI	132	04/15→	→	☐		24.3414-1711.5	240852	TRW - Halter
2.0 TDI	146	11/18→	→	☐		24.3414-1712.5	240853	TRW - Halter
2.0 TDI	150	06/15→						
2.0 TDI 4motion	103	06/15→						
2.0 TDI 4motion	110	08/15→						
2.0 TDI 4motion	132	06/15→						
2.0 TDI 4motion	146	08/18→						
2.0 TDI 4motion	150	06/15→						
2.0 TSI	110	04/15→						
2.0 TSI	150	04/15→						
2.0 TSI 4motion	150	06/15→						
ABT e-Caravelle	83	01/20→						
<b>Feder, Bremsattel</b>								
2.0 TDI	62	04/15→		Felgenreöße [Zoll]: 17	2	11.8116-0126.2	390608	ATE
2.0 TDI	75	04/15→						
2.0 TDI	84	05/16→		Felgenreöße [Zoll]: 16	2	11.8116-0237.1	390509	ATE
2.0 TDI	103	04/15→						
2.0 TDI	110	04/15→						
2.0 TDI	132	04/15→						
2.0 TDI	150	06/15→						
2.0 TDI 4motion	103	06/15→						
2.0 TDI 4motion	110	08/15→						
2.0 TDI 4motion	132	06/15→						
2.0 TDI 4motion	146	08/18→						
2.0 TDI 4motion	150	06/15→						
2.0 TSI	110	04/15→						
2.0 TSI	150	04/15→						



**VW - TRANSPORTER / CARAVELLE T6 Bus (SGB, SGG, SGJ, SGC, SHB, SHJ 04/15→**

**Feder, Bremssattel**

2.0 TSI 4motion	150	06/15→		Felgenreöße [Zoll]: 17	2	11.8116-0126.2	390608	ATE
				Felgenreöße [Zoll]: 16	2	11.8116-0237.1	390509	ATE
2.0 TDI	66	10/19→	←	Felgenreöße [Zoll]: 17	2	11.8116-0126.2	390608	ATE
	81	07/19→						
	146	11/18→	←	Felgenreöße [Zoll]: 16	2	11.8116-0237.1	390509	ATE
ABT e-Caravelle	83	01/20→						









**Bremsschlauch**

2.0 TDI	62	04/15→	←	verstärkte Dämpfung; +PR 1BA / 1BB / 1BC / 1BJ / 1BL / 1BV / 2MD / 2MF / 2MG / 2MH / 2MK / 2ML	2	24.5140-0514.3	331290	L= 520
2.0 TDI	66	10/19→						
2.0 TDI	75	04/15→						
2.0 TDI	81	07/19→	←	normale Dämpfung; +PR 1BH / 1BX / 2MQ / 2MR / 2MT / 2MU	2	83.6113-0552.3	330864	L= 552
2.0 TDI	84	05/16→						
2.0 TDI	103	04/15→						
2.0 TDI	110	04/15→						
2.0 TDI	132	04/15→	→		2	24.5237-0250.3	330880	L= 250
2.0 TDI	146	11/18→						
2.0 TDI	150	06/15→						
2.0 TDI 4motion	103	06/15→						
2.0 TDI 4motion	110	08/15→						
2.0 TDI 4motion	132	06/15→						
2.0 TDI 4motion	146	08/18→						
2.0 TDI 4motion	150	06/15→						
2.0 TSI	110	04/15→						
2.0 TSI	150	04/15→						
2.0 TSI 4motion	150	06/15→						
ABT e-Caravelle	83	01/20→						








**VW - TRANSPORTER T4 Bus (70B, 70C, 7DB, 7DK, 70J, 70K, 7DC, 7DJ) 09/90→08/04**








**Bremssattel**







1.9 D	44	09/90→12/95	←	☐; +PR 1LE		24.3541-1775.5	240974	TRW - Halter		
			45	09/90→12/95	←	☐; +PR 1LE		24.3541-1776.5	240975	TRW - Halter
					←	☐; 70-1-000955→; +PR 1LB		24.3571-9819.5	241239	ATE - Halter
					←	☐; 70-1-000955→; +PR 1LB		24.3571-9820.5	241240	ATE - Halter
					→	☐; 70-V-120001→		24.3384-1715.5	240265	TRW - Halter
					→	☐; 70-V-120001→		24.3384-1716.5	240266	TRW - Halter
					→	☐; 70-T-200000→ 70-V-120000		24.3384-1717.5	240267	TRW - Halter
					→	☐; 70-T-200000→ 70-V-120000		24.3384-1718.5	240268	TRW - Halter
1.9 TD	50	10/92→04/03	←	☐; 05/97→; → 70-1-000954; +PR 1LB		11.9571-9812.2	220486	ATE - Halter		
2.0	62	09/90→04/03								
2.4 D	57	09/90→04/98	←	☐; +PR 1LE		24.3541-1775.5	240974	TRW - Halter		
2.5	81	09/90→06/03	←	☐; +PR 1LE		24.3541-1776.5	240975	TRW - Halter		
2.5 TDI	75	09/95→04/03	←	☐; 05/96→; +PR 1LU		24.3571-1787.5	240838	ATE - Halter		
			←	☐; 05/96→; +PR 1LU		24.3571-1788.5	240839	ATE - Halter		
			←	☐; 70-1-000955→; +PR 1LB		24.3571-9819.5	241239	ATE - Halter		
			←	☐; 70-1-000955→; +PR 1LB		24.3571-9820.5	241240	ATE - Halter		
			→	☐; 70-V-120001→		24.3384-1715.5	240265	TRW - Halter		
			→	☐; 70-V-120001→		24.3384-1716.5	240266	TRW - Halter		
			→	☐; 70-T-200000→ 70-V-120000		24.3384-1717.5	240267	TRW - Halter		
			→	☐; 70-T-200000→ 70-V-120000		24.3384-1718.5	240268	TRW - Halter		
2.4 D	55	08/97→04/03	←	☐; → 70-1-000954; +PR 1LB		11.9571-9812.2	220486	ATE - Halter		
2.5 TDI	65	05/98→04/03	←	☐; +PR 1LE		24.3541-1775.5	240974	TRW - Halter		
2.5 TDI	111	05/98→04/03	←	☐; +PR 1LE		24.3541-1776.5	240975	TRW - Halter		
2.8 VR6	150	04/00→04/03	←	☐; +PR 1LE		24.3541-1776.5	240975	TRW - Halter		
			←	☐; +PR 1LU		24.3571-1787.5	240838	ATE - Halter		
			←	☐; +PR 1LU		24.3571-1788.5	240839	ATE - Halter		
			←	☐; 70-1-000955→; +PR 1LB		24.3571-9819.5	241239	ATE - Halter		
			←	☐; 70-1-000955→; +PR 1LB		24.3571-9820.5	241240	ATE - Halter		
			→	☐; 70-V-120001→		24.3384-1715.5	240265	TRW - Halter		
			→	☐; 70-V-120001→		24.3384-1716.5	240266	TRW - Halter		
			→	☐; 70-T-200000→ 70-V-120000		24.3384-1717.5	240267	TRW - Halter		
			→	☐; 70-T-200000→ 70-V-120000		24.3384-1718.5	240268	TRW - Halter		
2.4 D Syncro	57	10/92→09/98	←	☐; 11/92→; +PR 1LE		24.3541-1775.5	240974	TRW - Halter		
			←	☐; 11/92→; +PR 1LE		24.3541-1776.5	240975	TRW - Halter		

	kw			 	! #			
<b>VW - TRANSPORTER T4 Bus (70B, 70C, 7DB, 7DK, 70J, 70K, 7DC, 7DJ) 09/90→08/04</b>								
<b> Bremssattel</b>								
2.4 D Syncro	57	10/92→09/98	←	☐; 07/95→; +PR 1LU		24.3571-1787.5	240838	ATE - Halter
			←	☐; 07/95→; +PR 1LU		24.3571-1788.5	240839	ATE - Halter
			←	☐; 07/95→; +PR 1LB		24.3571-9819.5	241239	ATE - Halter
			←	☐; 07/95→; +PR 1LB		24.3571-9820.5	241240	ATE - Halter
			→	☐; 05/96→		24.3384-1715.5	240265	TRW - Halter
			→	☐; 05/96→		24.3384-1716.5	240266	TRW - Halter
2.5 2.8 VR 6	85 103	08/96→04/03 11/95→04/00	←	☐; 05/97→; → 70-1-000954; +PR 1LB		11.9571-9812.2	220486	ATE - Halter
			←	☐; +PR 1LE		24.3541-1775.5	240974	TRW - Halter
			←	☐; +PR 1LE		24.3541-1776.5	240975	TRW - Halter
			←	☐; +PR 1LU		24.3571-1787.5	240838	ATE - Halter
			←	☐; +PR 1LU		24.3571-1788.5	240839	ATE - Halter
			←	☐; 70-1-000955→; +PR 1LB		24.3571-9819.5	241239	ATE - Halter
			←	☐; 70-1-000955→; +PR 1LB		24.3571-9820.5	241240	ATE - Halter
			→	☐; 70-V-120001→		24.3384-1715.5	240265	TRW - Halter
			→	☐; 70-V-120001→		24.3384-1716.5	240266	TRW - Halter
			→	☐; 70-T-200000→ 70-V-120000		24.3384-1717.5	240267	TRW - Halter
→	☐; 70-T-200000→ 70-V-120000		24.3384-1718.5	240268	TRW - Halter			
2.5 Syncro	81	08/92→04/03	←	☐; +PR 1LE		24.3541-1775.5	240974	TRW - Halter
			←	☐; +PR 1LE		24.3541-1776.5	240975	TRW - Halter
			←	☐; 07/95→; +PR 1LU		24.3571-1787.5	240838	ATE - Halter
			←	☐; 07/95→; +PR 1LU		24.3571-1788.5	240839	ATE - Halter
			←	☐; 07/95→; +PR 1LB		24.3571-9819.5	241239	ATE - Halter
			←	☐; 07/95→; +PR 1LB		24.3571-9820.5	241240	ATE - Halter
			→	☐; 05/96→		24.3384-1715.5	240265	TRW - Halter
			→	☐; 05/96→		24.3384-1716.5	240266	TRW - Halter
2.5 Syncro	85	07/96→04/03	←	☐; +PR 1LE		24.3541-1775.5	240974	TRW - Halter
			←	☐; +PR 1LE		24.3541-1776.5	240975	TRW - Halter
			←	☐; +PR 1LU		24.3571-1787.5	240838	ATE - Halter
			←	☐; +PR 1LU		24.3571-1788.5	240839	ATE - Halter
			←	☐; +PR 1LB		24.3571-9819.5	241239	ATE - Halter
			←	☐; +PR 1LB		24.3571-9820.5	241240	ATE - Halter
			→	☐		24.3384-1715.5	240265	TRW - Halter
			→	☐		24.3384-1716.5	240266	TRW - Halter
2.5 TDI Syncro	75	01/96→04/03	←	☐; +PR 1LE		24.3541-1775.5	240974	TRW - Halter
			←	☐; +PR 1LE		24.3541-1776.5	240975	TRW - Halter
			←	☐; +PR 1LU		24.3571-1787.5	240838	ATE - Halter
			←	☐; +PR 1LU		24.3571-1788.5	240839	ATE - Halter
			←	☐; +PR 1LB		24.3571-9819.5	241239	ATE - Halter
			←	☐; +PR 1LB		24.3571-9820.5	241240	ATE - Halter
			→	☐; 05/96→		24.3384-1715.5	240265	TRW - Halter
			→	☐; 05/96→		24.3384-1716.5	240266	TRW - Halter
<b>Feder, Bremssattel</b>								
1.9 D	44	09/90→12/95		70-1-000955→; +PR 1LB	2	11.8116-0272.1	390598	ATE
1.9 D	45	09/90→12/95						
1.9 TD	50	10/92→04/03		70-1-000955→; +PR 1LB	2	11.8116-0272.1	390598	ATE
2.0	62	09/90→04/03						
2.4 D	57	09/90→04/98	←	05/96→; +PR 1LU	2	11.8116-0237.1	390509	ATE
2.5	81	09/90→06/03						
2.5 TDI	75	09/95→04/03						
2.4 D	55	08/97→04/03		70-1-000955→; +PR 1LB	2	11.8116-0272.1	390598	ATE
2.5	85	08/96→04/03						
2.5 TDI	65	05/98→04/03	←	+PR 1LU	2	11.8116-0237.1	390509	ATE
2.5 TDI	111	05/98→04/03						
2.8 VR6	150	04/00→04/03						
2.8 VR 6	103	11/95→04/00						
2.4 D Syncro	57	10/92→09/98		07/95→; +PR 1LB	2	11.8116-0272.1	390598	ATE
2.5 Syncro	81	08/92→04/03	←	07/95→; +PR 1LU	2	11.8116-0237.1	390509	ATE
↓								


















	kw					! #		
<b>VW - TRANSPORTER T4 Bus (70B, 70C, 7DB, 7DK, 70J, 70K, 7DC, 7DJ) 09/90→08/04</b>								
<b>Feder, Bremssattel</b>								
2.5 Syncro	85	07/96→04/03			+PR 1LB	2	11.8116-0272.1	390598 ATE
2.5 TDI Syncro	75	01/96→04/03	←		+PR 1LU	2	11.8116-0237.1	390509 ATE
<b>Führungshülzensatz, Bremssattel</b>								
1.9 D	44	09/90→12/95	←		+PR 1LA / 1LP		11.0101-5403.2	260010 TRW
1.9 D	45	09/90→12/95	←		70-1-000955→; +PR 1LB		11.0101-5705.2	260096 ATE
1.9 TD	50	10/92→04/03	←		+PR 1LA / 1LP		11.0101-5403.2	260010 TRW
2.0	62	09/90→04/03	←		05/96→; +PR 1LU		11.0101-5409.2	260035 ATE
2.4 D	57	09/90→04/98	←		05/97→; → 70-1-000954; +PR 1LB		11.0101-5704.2	260095 ATE
2.5	81	09/90→06/03	←		70-1-000955→; +PR 1LB		11.0101-5705.2	260096 ATE
2.5 TDI	75	09/95→04/03	←		+PR 1LA / 1LP		11.0101-5403.2	260010 TRW
2.5 TDI	65	05/98→04/03	←		+PR 1LU		11.0101-5409.2	260035 ATE
2.5 TDI	111	05/98→04/03	←		→ 70-1-000954; +PR 1LB		11.0101-5704.2	260095 ATE
2.8 VR6	150	04/00→04/03	←		70-1-000955→; +PR 1LB		11.0101-5705.2	260096 ATE
2.4 D Syncro	57	10/92→09/98	←		11/92→; +PR 1LA / 1LP		11.0101-5403.2	260010 TRW
			←		07/95→; +PR 1LU		11.0101-5409.2	260035 ATE
			←		07/95→; +PR 1LB		11.0101-5705.2	260096 ATE
2.5	85	08/96→04/03	←		+PR 1LA / 1LP		11.0101-5403.2	260010 TRW
2.8 VR 6	103	11/95→04/00	←		+PR 1LU		11.0101-5409.2	260035 ATE
			←		05/97→; → 70-1-000954; +PR 1LB		11.0101-5704.2	260095 ATE
			←		70-1-000955→; +PR 1LB		11.0101-5705.2	260096 ATE
2.5 Syncro	81	08/92→04/03	←		+PR 1LA / 1LP		11.0101-5403.2	260010 TRW
			←		07/95→; +PR 1LU		11.0101-5409.2	260035 ATE
			←		07/95→; +PR 1LB		11.0101-5705.2	260096 ATE
2.5 Syncro	85	07/96→04/03	←		+PR 1LA / 1LP		11.0101-5403.2	260010 TRW
2.5 TDI Syncro	75	01/96→04/03	←		+PR 1LU		11.0101-5409.2	260035 ATE
			←		+PR 1LB		11.0101-5705.2	260096 ATE
<b>Führungsbolzen, Bremssattel</b>								
1.9 D	44	09/90→12/95			70-1-000955→; +PR 1LB		11.8171-0067.1	250153 ATE
1.9 D	45	09/90→12/95			70-1-000955→; +PR 1LB		11.8171-0067.1	250153 ATE
1.9 TD	50	10/92→04/03			70-1-000955→; +PR 1LB		11.8171-0067.1	250153 ATE
2.0	62	09/90→04/03	←		05/96→; +PR 1LU	2	11.8171-0008.1	990049 ATE
2.4 D	57	09/90→04/98	←		05/97→; → 70-1-000954; +PR 1LB	2	11.8171-0008.1	990049 ATE
2.5	81	09/90→06/03	←		70-1-000955→; +PR 1LB		11.8171-0067.1	250153 ATE
2.5 TDI	75	09/95→04/03	←		→ 70-1-000954; +PR 1LB	2	11.8171-0008.1	990049 ATE
2.4 D	55	08/97→04/03	←		+PR 1LU	2	11.8171-0008.1	990049 ATE
2.5 TDI	65	05/98→04/03	←		+PR 1LA / 1LP		11.0101-5403.2	260010 TRW
2.5 TDI	111	05/98→04/03	←		→ 70-1-000954; +PR 1LB	2	11.8171-0008.1	990049 ATE
2.8 VR6	150	04/00→04/03	←		+PR 1LU	2	11.8171-0008.1	990049 ATE
2.4 D Syncro	57	10/92→09/98			07/95→; +PR 1LB		11.8171-0067.1	250153 ATE
2.5 Syncro	81	08/92→04/03	←		07/95→; +PR 1LU	2	11.8171-0008.1	990049 ATE
2.5	85	08/96→04/03			70-1-000955→; +PR 1LB		11.8171-0067.1	250153 ATE
2.8 VR 6	103	11/95→04/00	←		05/97→; → 70-1-000954; +PR 1LB	2	11.8171-0008.1	990049 ATE
			←		+PR 1LU	2	11.8171-0008.1	990049 ATE
2.5 Syncro	85	07/96→04/03			+PR 1LB		11.8171-0067.1	250153 ATE
2.5 TDI Syncro	75	01/96→04/03	←		+PR 1LU	2	11.8171-0008.1	990049 ATE
<b>Dichtungssatz, Bremssattel</b>								
1.9 TD	50	10/92→04/03	←		05/97→; → 70-1-000954; +PR 1LB		11.0441-5704.2	250034 ATE
2.0	62	09/90→04/03	←		05/96→; +PR 1LU		11.0441-5704.2	250034 ATE
2.4 D	57	09/90→04/98	←		05/96→; +PR 1LU		11.0441-5704.2	250034 ATE
2.5	81	09/90→06/03	←		05/97→; → 70-1-000954; +PR 1LB		11.0441-5704.2	250034 ATE
2.5 TDI	75	09/95→04/03	←		+PR 1LU		11.0441-5704.2	250034 ATE
2.4 D	55	08/97→04/03	←		→ 70-1-000954; +PR 1LB		11.0441-5704.2	250034 ATE
2.5 TDI	65	05/98→04/03	←		+PR 1LU		11.0441-5704.2	250034 ATE
2.5 TDI	111	05/98→04/03	←		+PR 1LU		11.0441-5704.2	250034 ATE
2.8 VR6	150	04/00→04/03	←		+PR 1LU		11.0441-5704.2	250034 ATE
2.4 D Syncro	57	10/92→09/98	←		07/95→; +PR 1LU		11.0441-5704.2	250034 ATE
2.5 Syncro	81	08/92→04/03	←		07/95→; +PR 1LU		11.0441-5704.2	250034 ATE
2.5	85	08/96→04/03	←		05/97→; → 70-1-000954; +PR 1LB		11.0441-5704.2	250034 ATE
2.8 VR 6	103	11/95→04/00	←		+PR 1LU		11.0441-5704.2	250034 ATE
↓								

	kw					! #		
<b>VW - TRANSPORTER T4 Bus (70B, 70C, 7DB, 7DK, 70J, 70K, 7DC, 7DJ) 09/90→08/04</b>								
<b>Dichtungssatz, Bremssattel</b>								
2.5 Syncro	85	07/96→04/03	←	+PR 1LU			11.0441-5704.2 250034	ATE
2.5 TDI Syncro	75	01/96→04/03	←					
<b>Zubehörsatz, Bremssattel</b>								
1.9 D	44	09/90→12/95	←	+PR 1LA / 1LP			24.0101-3401.2 260043	TRW
1.9 D	45	09/90→12/95	←					
1.9 TD	50	10/92→04/03	←					
2.0	62	09/90→04/03	←					
2.4 D	55	08/97→04/03	←					
2.4 D	57	09/90→04/98	←					
2.5	81	09/90→06/03	←					
2.5	85	08/96→04/03	←					
2.5 Syncro	81	08/92→04/03	←					
2.5 Syncro	85	07/96→04/03	←					
2.5 TDI	65	05/98→04/03	←					
2.5 TDI	75	09/95→04/03	←					
2.5 TDI	111	05/98→04/03	←					
2.5 TDI Syncro	75	01/96→04/03	←					
2.8 VR6	150	04/00→04/03	←					
2.8 VR 6	103	11/95→04/00	←					
2.4 D Syncro	57	10/92→09/98	←	11/92→; +PR 1LA / 1LP			24.0101-3401.2 260043	TRW
<b>Bremsschlauch</b>								
1.9 D	44	09/90→12/95	←	→ 07/95	2	24.5237-0334.3 331443	L= 330	
1.9 D	45	09/90→12/95	←	08/95→	2	24.5237-0345.3 331367	L= 345	
			→	am Bremssattel; 70-T-200000→; Felgenreöße [Zoll]: 16	2	24.5113-0170.3 331361	L= 170	
			→	am Bremssattel; 70-T-200000→; nicht für Felgenreöße [Zoll]: 16	2	24.5170-0161.3 331308	L= 161	
			→	→ 70-T-199999	2	24.5201-0164.3 331414	L= 164	
			→	70-T-200000→; für Fahrzeuge ohne Schlechtwegeausführung	2	24.5201-0164.3 331414	L= 164	
			→	70-T-200000→; für Fahrzeuge mit Schlechtwegeausführung	2	24.5225-0160.3 331366 83.6204-0158.3 330773	L= 160 L= 155	
1.9 TD	50	10/92→04/03	←	→ 07/95	2	24.5237-0334.3 331443	L= 330	
2.0	62	09/90→04/03	←	☐; 05/99→; +PR 2E2 / 1LP / 1LE / 1LU; + WK		24.5237-0345.3 331367	L= 345	
2.5	81	09/90→06/03	←	☐; 05/99→; → 70-X-250000; - WK	2	24.5237-0345.3 331367	L= 345	
2.5 Syncro	81	08/92→04/03	←	08/95→ 04/97	2	24.5237-0345.3 331367	L= 345	
			←	☐; 05/99→; +PR 2E2 / 1LP / 1LE / 1LU; + WK		83.6255-0337.3 330744	L= 335	
			←	☐; 05/99→; +PR 1LB / 2E3; + WK		83.6255-0340.3 330745	L= 340	
			←	☐; 05/97→ 04/99; + WK		83.6255-0340.3 330745	L= 340	
			←	☐; 05/99→; +PR 1LB / 2E3; + WK		83.6255-0353.3 330481	L= 350	
			←	☐; 05/97→ 04/99; + WK		83.6255-0353.3 330481	L= 350	
			→	am Bremssattel; 70-T-200000→; Felgenreöße [Zoll]: 16	2	24.5113-0170.3 331361	L= 170	
			→	am Bremssattel; 70-T-200000→; nicht für Felgenreöße [Zoll]: 16	2	24.5170-0161.3 331308	L= 161	
			→	70-T-200000→; für Fahrzeuge ohne Schlechtwegeausführung	2	24.5201-0164.3 331414	L= 164	
			→	→ 70-T-199999	2	24.5201-0164.3 331414	L= 164	
			→	70-T-200000→; für Fahrzeuge mit Schlechtwegeausführung	2	24.5225-0160.3 331366 83.6204-0158.3 330773	L= 160 L= 155	
2.4 D	55	08/97→04/03	←	☐; 05/99→; +PR 2E2 / 1LP / 1LE / 1LU; + WK		24.5237-0345.3 331367	L= 345	
2.5 TDI	65	05/98→04/03	←	→ 70-X-250000; - WK	2	24.5237-0345.3 331367	L= 345	
2.5 TDI	111	05/98→04/03	←	☐; 05/99→; +PR 2E2 / 1LP / 1LE / 1LU; + WK		83.6255-0337.3 330744	L= 335	
			←	☐; 05/99→; +PR 1LB / 2E3; + WK		83.6255-0340.3 330745	L= 340	
			←	☐; → 04/99; + WK		83.6255-0340.3 330745	L= 340	
			←	☐; → 04/99; + WK		83.6255-0353.3 330481	L= 350	
			←	☐; 05/99→; +PR 1LB / 2E3; + WK		83.6255-0353.3 330481	L= 350	
			→	am Bremssattel; 70-T-200000→; Felgenreöße [Zoll]: 16	2	24.5113-0170.3 331361	L= 170	

	kw				! #		
<b>VW - TRANSPORTER T4 Bus (70B, 70C, 7DB, 7DK, 70J, 70K, 7DC, 7DJ) 09/90→08/04</b>							
<b>Bremsschlauch</b>							
2.4 D	55	08/97→04/03	➔	am Bremssattel; 70-T-200000→;	2	24.5170-0161.3 331308	L= 161
2.5 TDI	65	05/98→04/03		nicht für Felgenreöße [Zoll]: 16			
2.5 TDI	111	05/98→04/03	➔	70-T-200000→;	2	24.5201-0164.3 331414	L= 164
				für Fahrzeuge ohne Schlechtwegeausführung			
			➔	→ 70-T-199999	2	24.5201-0164.3 331414	L= 164
			➔	70-T-200000→;	2	24.5225-0160.3 331366	L= 160
				für Fahrzeuge mit Schlechtwegeausführung		83.6204-0158.3 330773	L= 155
2.4 D	57	09/90→04/98	➔	→ 07/95	2	24.5237-0334.3 331443	L= 330
			➔	08/95→ 04/97	2	24.5237-0345.3 331367	L= 345
			➔	05/97→; → 70-X-250000; - WK	2	24.5237-0345.3 331367	L= 345
			➔	☐; 05/97→; + WK		83.6255-0340.3 330745	L= 340
			➔	☐; 05/97→; + WK		83.6255-0353.3 330481	L= 350
			➔	am Bremssattel; 70-T-200000→;	2	24.5113-0170.3 331361	L= 170
				Felgenreöße [Zoll]: 16			
			➔	am Bremssattel; 70-T-200000→;	2	24.5170-0161.3 331308	L= 161
				nicht für Felgenreöße [Zoll]: 16			
			➔	70-T-200000→;	2	24.5201-0164.3 331414	L= 164
				für Fahrzeuge ohne Schlechtwegeausführung			
			➔	→ 70-T-199999	2	24.5201-0164.3 331414	L= 164
			➔	70-T-200000→;	2	24.5225-0160.3 331366	L= 160
				für Fahrzeuge mit Schlechtwegeausführung		83.6204-0158.3 330773	L= 155
2.4 D Syncro	57	10/92→09/98	➔	11/92→ 07/95	2	24.5237-0334.3 331443	L= 330
			➔	08/95→ 04/97	2	24.5237-0345.3 331367	L= 345
			➔	05/97→; → 70-X-250000; - WK	2	24.5237-0345.3 331367	L= 345
			➔	☐; 05/97→; + WK		83.6255-0340.3 330745	L= 340
			➔	☐; 05/97→; + WK		83.6255-0353.3 330481	L= 350
			➔	am Bremssattel; 70-T-200000→;	2	24.5113-0170.3 331361	L= 170
				Felgenreöße [Zoll]: 16			
			➔	am Bremssattel; 70-T-200000→;	2	24.5170-0161.3 331308	L= 161
				nicht für Felgenreöße [Zoll]: 16			
			➔	11/92→; → 70-T-199999	2	24.5201-0164.3 331414	L= 164
			➔	70-T-200000→;	2	24.5201-0164.3 331414	L= 164
				für Fahrzeuge ohne Schlechtwegeausführung			
			➔	70-T-200000→;	2	24.5225-0160.3 331366	L= 160
				für Fahrzeuge mit Schlechtwegeausführung		83.6204-0158.3 330773	L= 155
2.5	85	08/96→04/03	➔	☐; 05/99→; +PR 2E2 / 1LP / 1LE / 1LU;		24.5237-0345.3 331367	L= 345
2.5 Syncro	85	07/96→04/03		+ WK			
2.5 TDI	75	09/95→04/03	➔	05/97→; → 70-X-250000; - WK	2	24.5237-0345.3 331367	L= 345
2.5 TDI Syncro	75	01/96→04/03	➔	→ 04/97	2	24.5237-0345.3 331367	L= 345
			➔	☐; 05/99→; +PR 2E2 / 1LP / 1LE / 1LU;		83.6255-0337.3 330744	L= 335
				+ WK			
			➔	☐; 05/97→ 04/99; + WK		83.6255-0340.3 330745	L= 340
			➔	☐; 05/99→; +PR 1LB / 2E3; + WK		83.6255-0340.3 330745	L= 340
			➔	☐; 05/99→; +PR 1LB / 2E3; + WK		83.6255-0353.3 330481	L= 350
			➔	☐; 05/97→ 04/99; + WK		83.6255-0353.3 330481	L= 350
			➔	am Bremssattel; 70-T-200000→;	2	24.5113-0170.3 331361	L= 170
				Felgenreöße [Zoll]: 16			
			➔	am Bremssattel; 70-T-200000→;	2	24.5170-0161.3 331308	L= 161
				nicht für Felgenreöße [Zoll]: 16			
			➔	→ 70-T-199999	2	24.5201-0164.3 331414	L= 164
			➔	70-T-200000→;	2	24.5201-0164.3 331414	L= 164
				für Fahrzeuge ohne Schlechtwegeausführung			
			➔	70-T-200000→;	2	24.5225-0160.3 331366	L= 160
				für Fahrzeuge mit Schlechtwegeausführung		83.6204-0158.3 330773	L= 155
2.8 VR6	150	04/00→04/03	➔	☐; +PR 2E2 / 1LP / 1LE / 1LU; + WK		24.5237-0345.3 331367	L= 345
			➔	→ 70-X-250000; - WK	2	24.5237-0345.3 331367	L= 345
			➔	☐; +PR 2E2 / 1LP / 1LE / 1LU; + WK		83.6255-0337.3 330744	L= 335










	kw					! #		
<b>VW - TRANSPORTER T4 Bus (70B, 70C, 7DB, 7DK, 70J, 70K, 7DC, 7DJ) 09/90→08/04</b>								
<b>Bremsschlauch</b>								
2.8 VR6	150	04/00→04/03	←	☐; +PR 1LB / 2E3; + WK	83.6255-0340.3	330745	L= 340	
			←	☐; +PR 1LB / 2E3; + WK	83.6255-0353.3	330481	L= 350	
			→	am Bremssattel; 70-T-200000→; Felgenreöße [Zoll]: 16	24.5113-0170.3	331361	L= 170	
			→	am Bremssattel; 70-T-200000→; nicht für Felgenreöße [Zoll]: 16	24.5170-0161.3	331308	L= 161	
			→	70-T-200000→; für Fahrzeuge ohne Schlechtwegeausführung	24.5201-0164.3	331414	L= 164	
			→	70-T-200000→; für Fahrzeuge mit Schlechtwegeausführung	24.5225-0160.3	331366	L= 160	
2.8 VR 6	103	11/95→04/00	←	05/96→ 04/97	24.5237-0345.3	331367	L= 345	
			←	☐; 05/99→; +PR 2E2 / 1LP / 1LE / 1LU; + WK	24.5237-0345.3	331367	L= 345	
			←	05/97→; → 70-X-250000; - WK	24.5237-0345.3	331367	L= 345	
			←	☐; 05/99→; +PR 2E2 / 1LP / 1LE / 1LU; + WK	83.6255-0337.3	330744	L= 335	
			←	☐; 05/99→; +PR 1LB / 2E3; + WK	83.6255-0340.3	330745	L= 340	
			←	☐; 05/97→ 04/99; + WK	83.6255-0340.3	330745	L= 340	
			←	☐; 05/97→ 04/99; + WK	83.6255-0353.3	330481	L= 350	
			←	☐; 05/99→; +PR 1LB / 2E3; + WK	83.6255-0353.3	330481	L= 350	
			→	am Bremssattel; 70-T-200000→; Felgenreöße [Zoll]: 16	24.5113-0170.3	331361	L= 170	
			→	am Bremssattel; 70-T-200000→; nicht für Felgenreöße [Zoll]: 16	24.5170-0161.3	331308	L= 161	
			→	70-T-200000→; für Fahrzeuge ohne Schlechtwegeausführung	24.5201-0164.3	331414	L= 164	
			→	70-T-200000→; für Fahrzeuge mit Schlechtwegeausführung	24.5225-0160.3	331366	L= 160	
						83.6204-0158.3	330773	L= 155
			<b>VW - TRANSPORTER T4 Kasten (70A, 70H, 7DA, 7DH) 07/90→04/03</b>					
<b>Bremssattel</b>								
1.9 D 1.9 D	44 45	09/90→12/95 07/90→12/95	←	☐; +PR 1LE	24.3541-1775.5	240974	TRW - Halter	
			←	☐; +PR 1LE	24.3541-1776.5	240975	TRW - Halter	
			←	☐; 70-1-000955→; +PR 1LB	24.3571-9819.5	241239	ATE - Halter	
			←	☐; 70-1-000955→; +PR 1LB	24.3571-9820.5	241240	ATE - Halter	
			→	☐; 70-V-120001→	24.3384-1715.5	240265	TRW - Halter	
			→	☐; 70-V-120001→	24.3384-1716.5	240266	TRW - Halter	
			→	☐; 70-T-200000→ 70-V-120000	24.3384-1717.5	240267	TRW - Halter	
			→	☐; 70-T-200000→ 70-V-120000	24.3384-1718.5	240268	TRW - Halter	
1.9 TD 2.0 2.4 D 2.5 2.5 TDI	50 62 57 81 75	10/92→04/03 07/90→04/03 07/90→04/98 11/90→04/03 09/95→04/03	←	☐; 05/97→; → 70-1-000954; +PR 1LB	11.9571-9812.2	220486	ATE - Halter	
			←	☐; +PR 1LE	24.3541-1775.5	240974	TRW - Halter	
			←	☐; +PR 1LE	24.3541-1776.5	240975	TRW - Halter	
			←	☐; 05/96→; +PR 1LU	24.3571-1787.5	240838	ATE - Halter	
			←	☐; 05/96→; +PR 1LU	24.3571-1788.5	240839	ATE - Halter	
			←	☐; 70-1-000955→; +PR 1LB	24.3571-9819.5	241239	ATE - Halter	
			←	☐; 70-1-000955→; +PR 1LB	24.3571-9820.5	241240	ATE - Halter	
			→	☐; 70-V-120001→	24.3384-1715.5	240265	TRW - Halter	
			→	☐; 70-V-120001→	24.3384-1716.5	240266	TRW - Halter	
			→	☐; 70-T-200000→ 70-V-120000	24.3384-1717.5	240267	TRW - Halter	
			→	☐; 70-T-200000→ 70-V-120000	24.3384-1718.5	240268	TRW - Halter	
			2.4 D 2.5 TDI 2.5 TDI 2.8 VR6	55 65 111 150	08/97→04/03 12/98→04/03 09/00→04/03 06/00→04/03	←	☐; → 70-1-000954; +PR 1LB	11.9571-9812.2
←	☐; +PR 1LE	24.3541-1775.5				240974	TRW - Halter	
←	☐; +PR 1LE	24.3541-1776.5				240975	TRW - Halter	
←	☐; +PR 1LU	24.3571-1787.5				240838	ATE - Halter	
←	☐; +PR 1LU	24.3571-1788.5				240839	ATE - Halter	
←	☐; 70-1-000955→; +PR 1LB	24.3571-9819.5				241239	ATE - Halter	








	kw			 	! #		
<b>VW - TRANSPORTER T4 Kasten (70A, 70H, 7DA, 7DH) 07/90→04/03</b>							
<b> Bremsattel</b>							
2.4 D	55	08/97→04/03	←	☐; 70-1-000955→; +PR 1LB	2	24.3571-9820.5 241240	ATE - Halter
2.5 TDI	65	12/98→04/03	→	☐; 70-V-120001→		24.3384-1715.5 240265	TRW - Halter
2.5 TDI	111	09/00→04/03	→	☐; 70-V-120001→		24.3384-1716.5 240266	TRW - Halter
2.8 VR6	150	06/00→04/03	→	☐; 70-T-200000→ 70-V-120000		24.3384-1717.5 240267	TRW - Halter
			→	☐; 70-T-200000→ 70-V-120000		24.3384-1718.5 240268	TRW - Halter
2.4 D Syncro	57	10/92→09/98	←	☐; 11/92→; +PR 1LE		24.3541-1775.5 240974	TRW - Halter
			←	☐; 11/92→; +PR 1LE		24.3541-1776.5 240975	TRW - Halter
			←	☐; 07/95→; +PR 1LU		24.3571-1787.5 240838	ATE - Halter
			←	☐; 07/95→; +PR 1LU		24.3571-1788.5 240839	ATE - Halter
			←	☐; 07/95→; +PR 1LB		24.3571-9819.5 241239	ATE - Halter
			←	☐; 07/95→; +PR 1LB		24.3571-9820.5 241240	ATE - Halter
			→	☐; 05/96→		24.3384-1715.5 240265	TRW - Halter
			→	☐; 05/96→		24.3384-1716.5 240266	TRW - Halter
2.5	85	08/96→04/03	←	☐; 05/97→; → 70-1-000954; +PR 1LB		11.9571-9812.2 220486	ATE - Halter
2.8 VR6	103	05/96→05/00	←	☐; +PR 1LE		24.3541-1775.5 240974	TRW - Halter
			←	☐; +PR 1LE		24.3541-1776.5 240975	TRW - Halter
			←	☐; +PR 1LU		24.3571-1787.5 240838	ATE - Halter
			←	☐; +PR 1LU		24.3571-1788.5 240839	ATE - Halter
			←	☐; 70-1-000955→; +PR 1LB		24.3571-9819.5 241239	ATE - Halter
			←	☐; 70-1-000955→; +PR 1LB		24.3571-9820.5 241240	ATE - Halter
			→	☐; 70-V-120001→		24.3384-1715.5 240265	TRW - Halter
			→	☐; 70-V-120001→		24.3384-1716.5 240266	TRW - Halter
			→	☐; 70-T-200000→ 70-V-120000		24.3384-1717.5 240267	TRW - Halter
			→	☐; 70-T-200000→ 70-V-120000		24.3384-1718.5 240268	TRW - Halter
2.5 Syncro	81	01/96→11/01	←	☐; +PR 1LE		24.3541-1775.5 240974	TRW - Halter
2.5 TDI Syncro	75	09/95→04/03	←	☐; +PR 1LE		24.3541-1776.5 240975	TRW - Halter
			←	☐; +PR 1LU		24.3571-1787.5 240838	ATE - Halter
			←	☐; +PR 1LU		24.3571-1788.5 240839	ATE - Halter
			←	☐; +PR 1LB		24.3571-9819.5 241239	ATE - Halter
			←	☐; +PR 1LB		24.3571-9820.5 241240	ATE - Halter
			→	☐; 05/96→		24.3384-1715.5 240265	TRW - Halter
			→	☐; 05/96→		24.3384-1716.5 240266	TRW - Halter
2.5 Syncro	85	08/96→04/03	←	☐; +PR 1LE		24.3541-1775.5 240974	TRW - Halter
			←	☐; +PR 1LE		24.3541-1776.5 240975	TRW - Halter
			←	☐; +PR 1LU		24.3571-1787.5 240838	ATE - Halter
			←	☐; +PR 1LU		24.3571-1788.5 240839	ATE - Halter
			←	☐; +PR 1LB		24.3571-9819.5 241239	ATE - Halter
			←	☐; +PR 1LB		24.3571-9820.5 241240	ATE - Halter
			→	☐		24.3384-1715.5 240265	TRW - Halter
			→	☐		24.3384-1716.5 240266	TRW - Halter
<b>Feder, Bremsattel</b>							
1.9 D	44	09/90→12/95		70-1-000955→; +PR 1LB	2	11.8116-0272.1 390598	ATE
1.9 D	45	07/90→12/95					
1.9 TD	50	10/92→04/03		70-1-000955→; +PR 1LB	2	11.8116-0272.1 390598	ATE
2.0	62	07/90→04/03	←	05/96→; +PR 1LU	2	11.8116-0237.1 390509	ATE
2.4 D	57	07/90→04/98					
2.5	81	11/90→04/03					
2.5 TDI	75	09/95→04/03					
2.4 D	55	08/97→04/03		70-1-000955→; +PR 1LB	2	11.8116-0272.1 390598	ATE
2.5	85	08/96→04/03	←	+PR 1LU	2	11.8116-0237.1 390509	ATE
2.5 TDI	65	12/98→04/03					
2.5 TDI	111	09/00→04/03					
2.8 VR6	103	05/96→05/00					
2.8 VR6	150	06/00→04/03					
2.4 D Syncro	57	10/92→09/98		07/95→; +PR 1LB	2	11.8116-0272.1 390598	ATE
			←	07/95→; +PR 1LU	2	11.8116-0237.1 390509	ATE
2.5 Syncro	81	01/96→11/01		+PR 1LB	2	11.8116-0272.1 390598	ATE
↓							












	kw			 	! #		
<b>VW - TRANSPORTER T4 Kasten (70A, 70H, 7DA, 7DH) 07/90→04/03</b>							
<b>Feder, Bremssattel</b>							
2.5 Syncro	85	08/96→04/03	←	+PR 1LU	2	11.8116-0237.1	390509 ATE
2.5 TDI Syncro	75	09/95→04/03					
<b>Führungshülzensatz, Bremssattel</b>							
1.9 D	44	09/90→12/95	←	+PR 1LA / 1LP		11.0101-5403.2	260010 TRW
1.9 D	45	07/90→12/95	←	70-1-000955→; +PR 1LB		11.0101-5705.2	260096 ATE
1.9 TD	50	10/92→04/03	←	+PR 1LA / 1LP		11.0101-5403.2	260010 TRW
2.0	62	07/90→04/03	←	05/96→; +PR 1LU		11.0101-5409.2	260035 ATE
2.4 D	57	07/90→04/98	←	05/97→; → 70-1-000954; +PR 1LB		11.0101-5704.2	260095 ATE
2.5	81	11/90→04/03	←	70-1-000955→; +PR 1LB		11.0101-5705.2	260096 ATE
2.5 TDI	75	09/95→04/03	←				
2.4 D	55	08/97→04/03	←	+PR 1LA / 1LP		11.0101-5403.2	260010 TRW
2.5 TDI	65	12/98→04/03	←	+PR 1LU		11.0101-5409.2	260035 ATE
2.5 TDI	111	09/00→04/03	←	→ 70-1-000954; +PR 1LB		11.0101-5704.2	260095 ATE
2.8 VR6	150	06/00→04/03	←	70-1-000955→; +PR 1LB		11.0101-5705.2	260096 ATE
2.4 D Syncro	57	10/92→09/98	←	11/92→; +PR 1LA / 1LP		11.0101-5403.2	260010 TRW
			←	07/95→; +PR 1LU		11.0101-5409.2	260035 ATE
			←	07/95→; +PR 1LB		11.0101-5705.2	260096 ATE
2.5	85	08/96→04/03	←	+PR 1LA / 1LP		11.0101-5403.2	260010 TRW
2.8 VR6	103	05/96→05/00	←	+PR 1LU		11.0101-5409.2	260035 ATE
			←	05/97→; → 70-1-000954; +PR 1LB		11.0101-5704.2	260095 ATE
			←	70-1-000955→; +PR 1LB		11.0101-5705.2	260096 ATE
2.5 Syncro	81	01/96→11/01	←	+PR 1LA / 1LP		11.0101-5403.2	260010 TRW
2.5 Syncro	85	08/96→04/03	←	+PR 1LU		11.0101-5409.2	260035 ATE
2.5 TDI Syncro	75	09/95→04/03	←	+PR 1LB		11.0101-5705.2	260096 ATE
<b>Führungsbolzen, Bremssattel</b>							
1.9 D	44	09/90→12/95		70-1-000955→; +PR 1LB		11.8171-0067.1	250153 ATE
1.9 D	45	07/90→12/95					
1.9 TD	50	10/92→04/03		70-1-000955→; +PR 1LB		11.8171-0067.1	250153 ATE
2.0	62	07/90→04/03	←	05/96→; +PR 1LU	2	11.8171-0008.1	990049 ATE
2.4 D	57	07/90→04/98	←	05/97→; → 70-1-000954; +PR 1LB	2	11.8171-0008.1	990049 ATE
2.5	81	11/90→04/03	←				
2.5 TDI	75	09/95→04/03	←				
2.4 D	55	08/97→04/03		70-1-000955→; +PR 1LB		11.8171-0067.1	250153 ATE
2.5 TDI	65	12/98→04/03	←	→ 70-1-000954; +PR 1LB	2	11.8171-0008.1	990049 ATE
2.5 TDI	111	09/00→04/03	←	+PR 1LU	2	11.8171-0008.1	990049 ATE
2.8 VR6	150	06/00→04/03	←				
2.4 D Syncro	57	10/92→09/98		07/95→; +PR 1LB		11.8171-0067.1	250153 ATE
			←	07/95→; +PR 1LU	2	11.8171-0008.1	990049 ATE
2.5	85	08/96→04/03		70-1-000955→; +PR 1LB		11.8171-0067.1	250153 ATE
2.8 VR6	103	05/96→05/00	←	05/97→; → 70-1-000954; +PR 1LB	2	11.8171-0008.1	990049 ATE
			←	+PR 1LU	2	11.8171-0008.1	990049 ATE
2.5 Syncro	81	01/96→11/01		+PR 1LB		11.8171-0067.1	250153 ATE
2.5 Syncro	85	08/96→04/03	←	+PR 1LU	2	11.8171-0008.1	990049 ATE
2.5 TDI Syncro	75	09/95→04/03	←				
<b>Dichtungssatz, Bremssattel</b>							
1.9 TD	50	10/92→04/03	←	05/97→; → 70-1-000954; +PR 1LB		11.0441-5704.2	250034 ATE
2.0	62	07/90→04/03	←	05/96→; +PR 1LU		11.0441-5704.2	250034 ATE
2.4 D	57	07/90→04/98	←				
2.5	81	11/90→04/03	←				
2.5 TDI	75	09/95→04/03	←				
2.4 D	55	08/97→04/03	←	→ 70-1-000954; +PR 1LB		11.0441-5704.2	250034 ATE
2.5 TDI	65	12/98→04/03	←	+PR 1LU		11.0441-5704.2	250034 ATE
2.5 TDI	111	09/00→04/03	←				
2.8 VR6	150	06/00→04/03	←				
2.4 D Syncro	57	10/92→09/98	←	07/95→; +PR 1LU		11.0441-5704.2	250034 ATE
2.5	85	08/96→04/03	←	05/97→; → 70-1-000954; +PR 1LB		11.0441-5704.2	250034 ATE
2.8 VR6	103	05/96→05/00	←	+PR 1LU		11.0441-5704.2	250034 ATE
2.5 Syncro	81	01/96→11/01	←	+PR 1LU		11.0441-5704.2	250034 ATE
2.5 Syncro	85	08/96→04/03	←				
2.5 TDI Syncro	75	09/95→04/03	←				
<b>Zubehörsatz, Bremssattel</b>							
1.9 D	44	09/90→12/95	←	+PR 1LA / 1LP		24.0101-3401.2	260043 TRW
↓							



	kw			 	! #		
<b>VW - TRANSPORTER T4 Kasten (70A, 70H, 7DA, 7DH) 07/90→04/03</b>							
<b>Zubehörsatz, Bremssattel</b>							
1.9 D	45	07/90→12/95	←	+PR 1LA / 1LP		24.0101-3401.2 260043	TRW
1.9 TD	50	10/92→04/03					
2.0	62	07/90→04/03					
2.4 D	55	08/97→04/03					
2.4 D	57	07/90→04/98					
2.5	81	11/90→04/03					
2.5	85	08/96→04/03					
2.5 Syncro	81	01/96→11/01					
2.5 Syncro	85	08/96→04/03					
2.5 TDI	65	12/98→04/03					
2.5 TDI	75	09/95→04/03					
2.5 TDI	111	09/00→04/03					
2.5 TDI Syncro	75	09/95→04/03					
2.8 VR6	103	05/96→05/00					
2.8 VR6	150	06/00→04/03					
2.4 D Syncro	57	10/92→09/98	←	11/92→; +PR 1LA / 1LP		24.0101-3401.2 260043	TRW
<b>Bremsschlauch</b>							
1.9 D	44	09/90→12/95	←	→ 07/95	2	24.5237-0334.3 331443	L= 330
1.9 D	45	07/90→12/95	←	08/95→	2	24.5237-0345.3 331367	L= 345
			→	am Bremssattel; 70-T-200000→; Felgenreöße [Zoll]: 16	2	24.5113-0170.3 331361	L= 170
			→	am Bremssattel; 70-T-200000→; nicht für Felgenreöße [Zoll]: 16	2	24.5170-0161.3 331308	L= 161
			→	→ 70-T-199999	2	24.5201-0164.3 331414	L= 164
			→	70-T-200000→; für Fahrzeuge ohne Schlechtwegeausführung	2	24.5201-0164.3 331414	L= 164
			→	70-T-200000→; für Fahrzeuge mit Schlechtwegeausführung	2	24.5225-0160.3 331366 83.6204-0158.3 330773	L= 160 L= 155
1.9 TD	50	10/92→04/03	←	→ 07/95	2	24.5237-0334.3 331443	L= 330
2.0	62	07/90→04/03	←	☐; 05/99→; +PR 2E2 / 1LP / 1LE / 1LU; + WK		24.5237-0345.3 331367	L= 345
2.5	81	11/90→04/03	←	05/97→; → 70-X-250000; - WK	2	24.5237-0345.3 331367	L= 345
			←	08/95→ 04/97	2	24.5237-0345.3 331367	L= 345
			←	☐; 05/99→; +PR 2E2 / 1LP / 1LE / 1LU; + WK		83.6255-0337.3 330744	L= 335
			←	☐; 05/99→; +PR 1LB / 2E3; + WK		83.6255-0340.3 330745	L= 340
			←	☐; 05/97→ 04/99; + WK		83.6255-0340.3 330745	L= 340
			←	☐; 05/99→; +PR 1LB / 2E3; + WK		83.6255-0353.3 330481	L= 350
			←	☐; 05/97→ 04/99; + WK		83.6255-0353.3 330481	L= 350
			→	am Bremssattel; 70-T-200000→; Felgenreöße [Zoll]: 16	2	24.5113-0170.3 331361	L= 170
			→	am Bremssattel; 70-T-200000→; nicht für Felgenreöße [Zoll]: 16	2	24.5170-0161.3 331308	L= 161
			→	70-T-200000→; für Fahrzeuge ohne Schlechtwegeausführung	2	24.5201-0164.3 331414	L= 164
			→	→ 70-T-199999	2	24.5201-0164.3 331414	L= 164
			→	70-T-200000→; für Fahrzeuge mit Schlechtwegeausführung	2	24.5225-0160.3 331366 83.6204-0158.3 330773	L= 160 L= 155
2.4 D	55	08/97→04/03	←	☐; 05/99→; +PR 2E2 / 1LP / 1LE / 1LU; + WK		24.5237-0345.3 331367	L= 345
2.5 TDI	65	12/98→04/03	←	→ 70-X-250000; - WK	2	24.5237-0345.3 331367	L= 345
			←	☐; 05/99→; +PR 2E2 / 1LP / 1LE / 1LU; + WK		83.6255-0337.3 330744	L= 335
			←	☐; 05/99→; +PR 1LB / 2E3; + WK		83.6255-0340.3 330745	L= 340
			←	☐; → 04/99; + WK		83.6255-0340.3 330745	L= 340
			←	☐; → 04/99; + WK		83.6255-0353.3 330481	L= 350
			←	☐; 05/99→; +PR 1LB / 2E3; + WK		83.6255-0353.3 330481	L= 350
			→	am Bremssattel; 70-T-200000→; Felgenreöße [Zoll]: 16	2	24.5113-0170.3 331361	L= 170
			→	am Bremssattel; 70-T-200000→; nicht für Felgenreöße [Zoll]: 16	2	24.5170-0161.3 331308	L= 161
			→	70-T-200000→; für Fahrzeuge ohne Schlechtwegeausführung	2	24.5201-0164.3 331414	L= 164



	kw			 	! #		
<b>VW - TRANSPORTER T4 Kasten (70A, 70H, 7DA, 7DH) 07/90→04/03</b>							
<b>Bremsschlauch</b>							
2.4 D 2.5 TDI	55 65	08/97→04/03 12/98→04/03	➔	→ 70-T-199999	2	24.5201-0164.3 331414	L= 164
			➔	70-T-200000→; für Fahrzeuge mit Schlechtwegeausführung	2	24.5225-0160.3 331366 83.6204-0158.3 330773	L= 160 L= 155
2.4 D	57	07/90→04/98	➔	→ 07/95	2	24.5237-0334.3 331443	L= 330
			➔	08/95→ 04/97	2	24.5237-0345.3 331367	L= 345
			➔	05/97→; → 70-X-250000; - WK	2	24.5237-0345.3 331367	L= 345
			➔	☐; 05/97→; + WK		83.6255-0340.3 330745	L= 340
			➔	☐; 05/97→; + WK		83.6255-0353.3 330481	L= 350
			➔	am Bremssattel; 70-T-200000→; Felgenreöße [Zoll]: 16	2	24.5113-0170.3 331361	L= 170
			➔	am Bremssattel; 70-T-200000→; nicht für Felgenreöße [Zoll]: 16	2	24.5170-0161.3 331308	L= 161
			➔	70-T-200000→; für Fahrzeuge ohne Schlechtwegeausführung	2	24.5201-0164.3 331414	L= 164
			➔	→ 70-T-199999	2	24.5201-0164.3 331414	L= 164
			➔	70-T-200000→; für Fahrzeuge mit Schlechtwegeausführung	2	24.5225-0160.3 331366 83.6204-0158.3 330773	L= 160 L= 155
2.4 D Syncro	57	10/92→09/98	➔	11/92→ 07/95	2	24.5237-0334.3 331443	L= 330
			➔	08/95→ 04/97	2	24.5237-0345.3 331367	L= 345
			➔	05/97→; → 70-X-250000; - WK	2	24.5237-0345.3 331367	L= 345
			➔	☐; 05/97→; + WK		83.6255-0340.3 330745	L= 340
			➔	☐; 05/97→; + WK		83.6255-0353.3 330481	L= 350
			➔	am Bremssattel; 70-T-200000→; Felgenreöße [Zoll]: 16	2	24.5113-0170.3 331361	L= 170
			➔	am Bremssattel; 70-T-200000→; nicht für Felgenreöße [Zoll]: 16	2	24.5170-0161.3 331308	L= 161
			➔	11/92→; → 70-T-199999	2	24.5201-0164.3 331414	L= 164
			➔	70-T-200000→; für Fahrzeuge ohne Schlechtwegeausführung	2	24.5201-0164.3 331414	L= 164
			➔	70-T-200000→; für Fahrzeuge mit Schlechtwegeausführung	2	24.5225-0160.3 331366 83.6204-0158.3 330773	L= 160 L= 155
2.5 2.5 Syncro 2.5 Syncro 2.5 TDI 2.5 TDI Syncro	85 81 85 75 75	08/96→04/03 01/96→11/01 08/96→04/03 09/95→04/03 09/95→04/03	➔	☐; 05/99→; +PR 2E2 / 1LP / 1LE / 1LU; + WK		24.5237-0345.3 331367	L= 345
			➔	05/97→; → 70-X-250000; - WK	2	24.5237-0345.3 331367	L= 345
			➔	→ 04/97	2	24.5237-0345.3 331367	L= 345
			➔	☐; 05/99→; +PR 2E2 / 1LP / 1LE / 1LU; + WK		83.6255-0337.3 330744	L= 335
			➔	☐; 05/97→ 04/99; + WK		83.6255-0340.3 330745	L= 340
			➔	☐; 05/99→; +PR 1LB / 2E3; + WK		83.6255-0340.3 330745	L= 340
			➔	☐; 05/99→; +PR 1LB / 2E3; + WK		83.6255-0353.3 330481	L= 350
			➔	☐; 05/97→ 04/99; + WK		83.6255-0353.3 330481	L= 350
			➔	am Bremssattel; 70-T-200000→; Felgenreöße [Zoll]: 16	2	24.5113-0170.3 331361	L= 170
			➔	am Bremssattel; 70-T-200000→; nicht für Felgenreöße [Zoll]: 16	2	24.5170-0161.3 331308	L= 161
			➔	→ 70-T-199999	2	24.5201-0164.3 331414	L= 164
			➔	70-T-200000→; für Fahrzeuge ohne Schlechtwegeausführung	2	24.5201-0164.3 331414	L= 164
			➔	70-T-200000→; für Fahrzeuge mit Schlechtwegeausführung	2	24.5225-0160.3 331366 83.6204-0158.3 330773	L= 160 L= 155
2.5 TDI	111	09/00→04/03	➔	☐; +PR 2E2 / 1LP / 1LE / 1LU; + WK		24.5237-0345.3 331367	L= 345
			➔	→ 70-X-250000; - WK	2	24.5237-0345.3 331367	L= 345
			➔	☐; +PR 2E2 / 1LP / 1LE / 1LU; + WK		83.6255-0337.3 330744	L= 335
			➔	☐; +PR 1LB / 2E3; + WK		83.6255-0340.3 330745	L= 340
			➔	☐; +PR 1LB / 2E3; + WK		83.6255-0353.3 330481	L= 350
			➔	am Bremssattel; 70-T-200000→; Felgenreöße [Zoll]: 16	2	24.5113-0170.3 331361	L= 170

↓



**VW - TRANSPORTER T4 Kasten (70A, 70H, 7DA, 7DH) 07/90→04/03**

**Bremsschlauch**









2.5 TDI	111	09/00→04/03	➔	am Bremssattel; 70-T-200000→; nicht für Felgenreöße [Zoll]: 16	2	24.5170-0161.3	331308	L= 161
			➔	70-T-200000→; für Fahrzeuge ohne Schlechtwegeausführung	2	24.5201-0164.3	331414	L= 164
			➔	→ 70-T-199999	2	24.5201-0164.3	331414	L= 164
			➔	70-T-200000→; für Fahrzeuge mit Schlechtwegeausführung	2	24.5225-0160.3	331366	L= 160
						83.6204-0158.3	330773	L= 155
2.8 VR6	103	05/96→05/00	←	☐; 05/99→; +PR 2E2 / 1LP / 1LE / 1LU; + WK		24.5237-0345.3	331367	L= 345
			←	→ 04/97	2	24.5237-0345.3	331367	L= 345
			←	05/97→; → 70-X-250000; - WK	2	24.5237-0345.3	331367	L= 345
			←	☐; 05/99→; +PR 2E2 / 1LP / 1LE / 1LU; + WK		83.6255-0337.3	330744	L= 335
			←	☐; 05/99→; +PR 1LB / 2E3; + WK		83.6255-0340.3	330745	L= 340
			←	☐; 05/97→ 04/99; + WK		83.6255-0340.3	330745	L= 340
			←	☐; 05/97→ 04/99; + WK		83.6255-0353.3	330481	L= 350
			←	☐; 05/99→; +PR 1LB / 2E3; + WK		83.6255-0353.3	330481	L= 350
			➔	am Bremssattel; 70-T-200000→; Felgenreöße [Zoll]: 16	2	24.5113-0170.3	331361	L= 170
			➔	am Bremssattel; 70-T-200000→; nicht für Felgenreöße [Zoll]: 16	2	24.5170-0161.3	331308	L= 161
			➔	70-T-200000→; für Fahrzeuge ohne Schlechtwegeausführung	2	24.5201-0164.3	331414	L= 164
						83.6204-0158.3	330773	L= 155
2.8 VR6	150	06/00→04/03	←	☐; +PR 2E2 / 1LP / 1LE / 1LU; + WK		24.5237-0345.3	331367	L= 345
			←	→ 70-X-250000; - WK	2	24.5237-0345.3	331367	L= 345
			←	☐; +PR 2E2 / 1LP / 1LE / 1LU; + WK		83.6255-0337.3	330744	L= 335
			←	☐; +PR 1LB / 2E3; + WK		83.6255-0340.3	330745	L= 340
			←	☐; +PR 1LB / 2E3; + WK		83.6255-0353.3	330481	L= 350
			➔	am Bremssattel; 70-T-200000→; Felgenreöße [Zoll]: 16	2	24.5113-0170.3	331361	L= 170
			➔	am Bremssattel; 70-T-200000→; nicht für Felgenreöße [Zoll]: 16	2	24.5170-0161.3	331308	L= 161
			➔	70-T-200000→; für Fahrzeuge ohne Schlechtwegeausführung	2	24.5201-0164.3	331414	L= 164
			➔	70-T-200000→; für Fahrzeuge mit Schlechtwegeausführung	2	24.5225-0160.3	331366	L= 160
						83.6204-0158.3	330773	L= 155








**VW - TRANSPORTER T4 Pritsche/Fahrgestell (70E, 70L, 70M, 7DE, 7DL 07/90→04/03**








**Bremssattel**

1.9 D	44	09/90→12/95	←	☐; +PR 1LE		24.3541-1775.5	240974	TRW - Halter
			1.9 D	45	07/90→12/95	←	☐; +PR 1LE	
			←	☐; 70-1-000955→; +PR 1LB		24.3571-9819.5	241239	ATE - Halter
			←	☐; 70-1-000955→; +PR 1LB		24.3571-9820.5	241240	ATE - Halter
			➔	☐; 70-V-120001→		24.3384-1715.5	240265	TRW - Halter
			➔	☐; 70-V-120001→		24.3384-1716.5	240266	TRW - Halter
			➔	☐; 70-T-200000→ 70-V-120000		24.3384-1717.5	240267	TRW - Halter
			➔	☐; 70-T-200000→ 70-V-120000		24.3384-1718.5	240268	TRW - Halter
1.9 TD	50	10/92→04/03	←	☐; 05/97→; → 70-1-000954; +PR 1LB		11.9571-9812.2	220486	ATE - Halter
2.0	62	07/90→04/03						
2.4 D	57	09/90→04/98	←	☐; +PR 1LE		24.3541-1775.5	240974	TRW - Halter
2.5	81	11/90→04/03	←	☐; +PR 1LE		24.3541-1776.5	240975	TRW - Halter
2.5 TDI	75	09/95→04/03	←	☐; 05/96→; +PR 1LU		24.3571-1787.5	240838	ATE - Halter
			←	☐; 05/96→; +PR 1LU		24.3571-1788.5	240839	ATE - Halter
			←	☐; 70-1-000955→; +PR 1LB		24.3571-9819.5	241239	ATE - Halter
			←	☐; 70-1-000955→; +PR 1LB		24.3571-9820.5	241240	ATE - Halter
			➔	☐; 70-V-120001→		24.3384-1715.5	240265	TRW - Halter










	kw			 	! #		
<b>VW - TRANSPORTER T4 Pritsche/Fahrgestell (70E, 70L, 70M, 7DE, 7DL 07/90→04/03)</b>							
<b> Bremssattel</b>							
1.9 TD	50	10/92→04/03	➡	☐; 70-V-120001→		24.3384-1716.5 240266	TRW - Halter
2.0	62	07/90→04/03	➡	☐; 70-T-200000→ 70-V-120000		24.3384-1717.5 240267	TRW - Halter
2.4 D	57	09/90→04/98	➡	☐; 70-T-200000→ 70-V-120000		24.3384-1718.5 240268	TRW - Halter
2.5	81	11/90→04/03	➡	☐; 70-T-200000→ 70-V-120000		24.3384-1718.5 240268	TRW - Halter
2.5 TDI	75	09/95→04/03	➡	☐; 70-T-200000→ 70-V-120000		24.3384-1718.5 240268	TRW - Halter
2.4 D	55	08/97→04/03	⬅	☐; → 70-1-000954; +PR 1LB		11.9571-9812.2 220486	ATE - Halter
2.5 TDI	65	05/98→04/03	⬅	☐; +PR 1LE		24.3541-1775.5 240974	TRW - Halter
			⬅	☐; +PR 1LE		24.3541-1776.5 240975	TRW - Halter
			⬅	☐; +PR 1LU		24.3571-1787.5 240838	ATE - Halter
			⬅	☐; +PR 1LU		24.3571-1788.5 240839	ATE - Halter
			⬅	☐; 70-1-000955→; +PR 1LB		24.3571-9819.5 241239	ATE - Halter
			⬅	☐; 70-1-000955→; +PR 1LB		24.3571-9820.5 241240	ATE - Halter
			➡	☐; 70-V-120001→		24.3384-1715.5 240265	TRW - Halter
			➡	☐; 70-V-120001→		24.3384-1716.5 240266	TRW - Halter
			➡	☐; 70-T-200000→ 70-V-120000		24.3384-1717.5 240267	TRW - Halter
			➡	☐; 70-T-200000→ 70-V-120000		24.3384-1718.5 240268	TRW - Halter
2.4 D Syncro	57	10/92→09/98	⬅	☐; 11/92→; +PR 1LE		24.3541-1775.5 240974	TRW - Halter
			⬅	☐; 11/92→; +PR 1LE		24.3541-1776.5 240975	TRW - Halter
			⬅	☐; 07/95→; +PR 1LU		24.3571-1787.5 240838	ATE - Halter
			⬅	☐; 07/95→; +PR 1LU		24.3571-1788.5 240839	ATE - Halter
			⬅	☐; 07/95→; +PR 1LB		24.3571-9819.5 241239	ATE - Halter
			⬅	☐; 07/95→; +PR 1LB		24.3571-9820.5 241240	ATE - Halter
			➡	☐; 05/96→		24.3384-1715.5 240265	TRW - Halter
			➡	☐; 05/96→		24.3384-1716.5 240266	TRW - Halter
2.5	85	08/96→04/03	⬅	☐; 05/97→; → 70-1-000954; +PR 1LB		11.9571-9812.2 220486	ATE - Halter
			⬅	☐; +PR 1LE		24.3541-1775.5 240974	TRW - Halter
			⬅	☐; +PR 1LE		24.3541-1776.5 240975	TRW - Halter
			⬅	☐; +PR 1LU		24.3571-1787.5 240838	ATE - Halter
			⬅	☐; +PR 1LU		24.3571-1788.5 240839	ATE - Halter
			⬅	☐; 70-1-000955→; +PR 1LB		24.3571-9819.5 241239	ATE - Halter
			⬅	☐; 70-1-000955→; +PR 1LB		24.3571-9820.5 241240	ATE - Halter
			➡	☐; 70-V-120001→		24.3384-1715.5 240265	TRW - Halter
			➡	☐; 70-V-120001→		24.3384-1716.5 240266	TRW - Halter
			➡	☐; 70-T-200000→ 70-V-120000		24.3384-1717.5 240267	TRW - Halter
			➡	☐; 70-T-200000→ 70-V-120000		24.3384-1718.5 240268	TRW - Halter
2.5 Syncro	81	11/92→11/01	⬅	☐; +PR 1LE		24.3541-1775.5 240974	TRW - Halter
			⬅	☐; +PR 1LE		24.3541-1776.5 240975	TRW - Halter
			⬅	☐; 07/95→; +PR 1LU		24.3571-1787.5 240838	ATE - Halter
			⬅	☐; 07/95→; +PR 1LU		24.3571-1788.5 240839	ATE - Halter
			⬅	☐; 07/95→; +PR 1LB		24.3571-9819.5 241239	ATE - Halter
			⬅	☐; 07/95→; +PR 1LB		24.3571-9820.5 241240	ATE - Halter
			➡	☐; 05/96→		24.3384-1715.5 240265	TRW - Halter
			➡	☐; 05/96→		24.3384-1716.5 240266	TRW - Halter
2.5 Syncro	85	08/96→04/03	⬅	☐; +PR 1LE		24.3541-1775.5 240974	TRW - Halter
2.5 TDI Syncro	75	05/98→04/03	⬅	☐; +PR 1LE		24.3541-1776.5 240975	TRW - Halter
			⬅	☐; +PR 1LU		24.3571-1787.5 240838	ATE - Halter
			⬅	☐; +PR 1LU		24.3571-1788.5 240839	ATE - Halter
			⬅	☐; +PR 1LB		24.3571-9819.5 241239	ATE - Halter
			⬅	☐; +PR 1LB		24.3571-9820.5 241240	ATE - Halter
			➡	☐		24.3384-1715.5 240265	TRW - Halter
			➡	☐		24.3384-1716.5 240266	TRW - Halter
<b>Feder, Bremssattel</b>							
1.9 D	44	09/90→12/95		70-1-000955→; +PR 1LB	2	11.8116-0272.1 390598	ATE
1.9 D	45	07/90→12/95					
1.9 TD	50	10/92→04/03		70-1-000955→; +PR 1LB	2	11.8116-0272.1 390598	ATE
↓							









	kw			 	! #		
<b>VW - TRANSPORTER T4 Pritsche/Fahrgestell (70E, 70L, 70M, 7DE, 7DL 07/90→04/03)</b>							
<b>Feder, Bremssattel</b>							
2.0	62	07/90→04/03	←	05/96→; +PR 1LU	2	11.8116-0237.1	390509 ATE
2.4 D	57	09/90→04/98					
2.5	81	11/90→04/03					
2.5 TDI	75	09/95→04/03					
2.4 D	55	08/97→04/03		70-1-000955→; +PR 1LB	2	11.8116-0272.1	390598 ATE
2.5	85	08/96→04/03					
2.5 TDI	65	05/98→04/03	←	+PR 1LU	2	11.8116-0237.1	390509 ATE
2.4 D Syncro	57	10/92→09/98		07/95→; +PR 1LB	2	11.8116-0272.1	390598 ATE
2.5 Syncro	81	11/92→11/01	←	07/95→; +PR 1LU	2	11.8116-0237.1	390509 ATE
2.5 Syncro	85	08/96→04/03		+PR 1LB	2	11.8116-0272.1	390598 ATE
2.5 TDI Syncro	75	05/98→04/03	←	+PR 1LU	2	11.8116-0237.1	390509 ATE
<b>Führungshülzensatz, Bremssattel</b>							
1.9 D	44	09/90→12/95	←	+PR 1LA / 1LP		11.0101-5403.2	260010 TRW
1.9 D	45	07/90→12/95	←	70-1-000955→; +PR 1LB		11.0101-5705.2	260096 ATE
1.9 TD	50	10/92→04/03	←	+PR 1LA / 1LP		11.0101-5403.2	260010 TRW
2.0	62	07/90→04/03	←	05/96→; +PR 1LU		11.0101-5409.2	260035 ATE
2.4 D	57	09/90→04/98	←	05/97→; → 70-1-000954; +PR 1LB		11.0101-5704.2	260095 ATE
2.5	81	11/90→04/03	←	70-1-000955→; +PR 1LB		11.0101-5705.2	260096 ATE
2.5 TDI	75	09/95→04/03	←	+PR 1LA / 1LP		11.0101-5403.2	260010 TRW
2.4 D	55	08/97→04/03	←	+PR 1LU		11.0101-5409.2	260035 ATE
2.5 TDI	65	05/98→04/03	←	→ 70-1-000954; +PR 1LB		11.0101-5704.2	260095 ATE
			←	70-1-000955→; +PR 1LB		11.0101-5705.2	260096 ATE
2.4 D Syncro	57	10/92→09/98	←	11/92→; +PR 1LA / 1LP		11.0101-5403.2	260010 TRW
			←	07/95→; +PR 1LU		11.0101-5409.2	260035 ATE
			←	07/95→; +PR 1LB		11.0101-5705.2	260096 ATE
2.5	85	08/96→04/03	←	+PR 1LA / 1LP		11.0101-5403.2	260010 TRW
			←	+PR 1LU		11.0101-5409.2	260035 ATE
			←	05/97→; → 70-1-000954; +PR 1LB		11.0101-5704.2	260095 ATE
			←	70-1-000955→; +PR 1LB		11.0101-5705.2	260096 ATE
2.5 Syncro	81	11/92→11/01	←	+PR 1LA / 1LP		11.0101-5403.2	260010 TRW
			←	07/95→; +PR 1LU		11.0101-5409.2	260035 ATE
			←	07/95→; +PR 1LB		11.0101-5705.2	260096 ATE
2.5 Syncro	85	08/96→04/03	←	+PR 1LA / 1LP		11.0101-5403.2	260010 TRW
2.5 TDI Syncro	75	05/98→04/03	←	+PR 1LU		11.0101-5409.2	260035 ATE
			←	+PR 1LB		11.0101-5705.2	260096 ATE
<b>Führungsbolzen, Bremssattel</b>							
1.9 D	44	09/90→12/95		70-1-000955→; +PR 1LB		11.8171-0067.1	250153 ATE
1.9 D	45	07/90→12/95					
1.9 TD	50	10/92→04/03		70-1-000955→; +PR 1LB		11.8171-0067.1	250153 ATE
2.0	62	07/90→04/03	←	05/96→; +PR 1LU	2	11.8171-0008.1	990049 ATE
2.4 D	57	09/90→04/98	←	05/97→; → 70-1-000954; +PR 1LB	2	11.8171-0008.1	990049 ATE
2.5	81	11/90→04/03	←				
2.5 TDI	75	09/95→04/03	←				
2.4 D	55	08/97→04/03		70-1-000955→; +PR 1LB		11.8171-0067.1	250153 ATE
2.5 TDI	65	05/98→04/03	←	→ 70-1-000954; +PR 1LB	2	11.8171-0008.1	990049 ATE
			←	+PR 1LU	2	11.8171-0008.1	990049 ATE
2.4 D Syncro	57	10/92→09/98		07/95→; +PR 1LB		11.8171-0067.1	250153 ATE
2.5 Syncro	81	11/92→11/01	←	07/95→; +PR 1LU	2	11.8171-0008.1	990049 ATE
2.5	85	08/96→04/03		70-1-000955→; +PR 1LB		11.8171-0067.1	250153 ATE
			←	05/97→; → 70-1-000954; +PR 1LB	2	11.8171-0008.1	990049 ATE
			←	+PR 1LU	2	11.8171-0008.1	990049 ATE
2.5 Syncro	85	08/96→04/03		+PR 1LB		11.8171-0067.1	250153 ATE
2.5 TDI Syncro	75	05/98→04/03	←	+PR 1LU	2	11.8171-0008.1	990049 ATE
<b>Dichtungssatz, Bremssattel</b>							
1.9 TD	50	10/92→04/03	←	05/97→; → 70-1-000954; +PR 1LB		11.0441-5704.2	250034 ATE
2.0	62	07/90→04/03	←				
2.4 D	57	09/90→04/98	←	05/96→; +PR 1LU		11.0441-5704.2	250034 ATE
2.5	81	11/90→04/03					
2.5 TDI	75	09/95→04/03					
↓							

	kw					! #		
<b>VW - TRANSPORTER T4 Pritsche/Fahrgestell (70E, 70L, 70M, 7DE, 7DL 07/90→04/03)</b>								
<b>Dichtungssatz, Bremsattel</b>								
2.4 D	55	08/97→04/03	←	→ 70-1-000954; +PR 1LB			11.0441-5704.2 250034	ATE
2.5 TDI	65	05/98→04/03	←	+PR 1LU			11.0441-5704.2 250034	ATE
2.4 D Syncro	57	10/92→09/98	←	07/95→; +PR 1LU			11.0441-5704.2 250034	ATE
2.5 Syncro	81	11/92→11/01						
2.5	85	08/96→04/03	←	05/97→; → 70-1-000954; +PR 1LB			11.0441-5704.2 250034	ATE
			←	+PR 1LU			11.0441-5704.2 250034	ATE
2.5 Syncro	85	08/96→04/03	←	+PR 1LU			11.0441-5704.2 250034	ATE
2.5 TDI Syncro	75	05/98→04/03						
<b>Zubehörsatz, Bremsattel</b>								
1.9 D	44	09/90→12/95	←	+PR 1LA / 1LP			24.0101-3401.2 260043	TRW
1.9 D	45	07/90→12/95						
1.9 TD	50	10/92→04/03						
2.0	62	07/90→04/03						
2.4 D	55	08/97→04/03						
2.4 D	57	09/90→04/98						
2.5	81	11/90→04/03						
2.5	85	08/96→04/03						
2.5 Syncro	81	11/92→11/01						
2.5 Syncro	85	08/96→04/03						
2.5 TDI	65	05/98→04/03						
2.5 TDI	75	09/95→04/03						
2.5 TDI Syncro	75	05/98→04/03						
2.4 D Syncro	57	10/92→09/98	←	11/92→; +PR 1LA / 1LP			24.0101-3401.2 260043	TRW
<b>Bremsschlauch</b>								
1.9 D	44	09/90→12/95	←	→ 07/95	2	24.5237-0334.3 331443	L= 330	
1.9 D	45	07/90→12/95	←	08/95→	2	24.5237-0345.3 331367	L= 345	
			→	am Bremsattel; 70-T-200000→; Felgenreöße [Zoll]: 16	2	24.5113-0170.3 331361	L= 170	
			→	am Bremsattel; 70-T-200000→; nicht für Felgenreöße [Zoll]: 16	2	24.5170-0161.3 331308	L= 161	
			→	→ 70-T-199999	2	24.5201-0164.3 331414	L= 164	
			→	70-T-200000→; für Fahrzeuge ohne Schlechtwegeausführung	2	24.5201-0164.3 331414	L= 164	
			→	70-T-200000→; für Fahrzeuge mit Schlechtwegeausführung	2	24.5225-0160.3 331366 83.6204-0158.3 330773	L= 160 L= 155	
1.9 TD	50	10/92→04/03	←	→ 07/95	2	24.5237-0334.3 331443	L= 330	
2.0	62	07/90→04/03						
2.5	81	11/90→04/03	←	☐; 05/99→; +PR 2E2 / 1LP / 1LE / 1LU; + WK		24.5237-0345.3 331367	L= 345	
2.5 Syncro	81	11/92→11/01	←	05/97→; → 70-X-250000; - WK	2	24.5237-0345.3 331367	L= 345	
			←	08/95→ 04/97	2	24.5237-0345.3 331367	L= 345	
			←	☐; 05/99→; +PR 2E2 / 1LP / 1LE / 1LU; + WK		83.6255-0337.3 330744	L= 335	
			←	☐; 05/99→; +PR 1LB / 2E3; + WK		83.6255-0340.3 330745	L= 340	
			←	☐; 05/97→ 04/99; + WK		83.6255-0340.3 330745	L= 340	
			←	☐; 05/99→; +PR 1LB / 2E3; + WK		83.6255-0353.3 330481	L= 350	
			←	☐; 05/97→ 04/99; + WK		83.6255-0353.3 330481	L= 350	
			→	am Bremsattel; 70-T-200000→; Felgenreöße [Zoll]: 16	2	24.5113-0170.3 331361	L= 170	
			→	am Bremsattel; 70-T-200000→; nicht für Felgenreöße [Zoll]: 16	2	24.5170-0161.3 331308	L= 161	
			→	70-T-200000→; für Fahrzeuge ohne Schlechtwegeausführung	2	24.5201-0164.3 331414	L= 164	
			→	→ 70-T-199999	2	24.5201-0164.3 331414	L= 164	
			→	70-T-200000→; für Fahrzeuge mit Schlechtwegeausführung	2	24.5225-0160.3 331366 83.6204-0158.3 330773	L= 160 L= 155	
2.4 D	55	08/97→04/03	←	☐; 05/99→; +PR 2E2 / 1LP / 1LE / 1LU; + WK		24.5237-0345.3 331367	L= 345	
2.5 TDI	65	05/98→04/03						
2.5 TDI Syncro	75	05/98→04/03	←	→ 70-X-250000; - WK	2	24.5237-0345.3 331367	L= 345	
			←	☐; 05/99→; +PR 2E2 / 1LP / 1LE / 1LU; + WK		83.6255-0337.3 330744	L= 335	
			←	☐; 05/99→; +PR 1LB / 2E3; + WK		83.6255-0340.3 330745	L= 340	
			←	☐; → 04/99; + WK		83.6255-0340.3 330745	L= 340	



















	kw			 	! #			
<b>VW - TRANSPORTER T4 Pritsche/Fahrgestell (70E, 70L, 70M, 7DE, 7DL 07/90→04/03)</b>								
<b>Bremsschlauch</b>								
2.4 D 2.5 TDI 2.5 TDI Syncro	55	08/97→04/03	←	☐; → 04/99; + WK		83.6255-0353.3 330481	L= 350	
	65	05/98→04/03	←	☐; 05/99→; +PR 1LB / 2E3; + WK		83.6255-0353.3 330481	L= 350	
	75	05/98→04/03	→	am Bremssattel; 70-T-200000→; Felgenreöße [Zoll]: 16	2	24.5113-0170.3 331361	L= 170	
			→	am Bremssattel; 70-T-200000→; nicht für Felgenreöße [Zoll]: 16	2	24.5170-0161.3 331308	L= 161	
			→	70-T-200000→; für Fahrzeuge ohne Schlechtwegeausführung	2	24.5201-0164.3 331414	L= 164	
			→	→ 70-T-199999	2	24.5201-0164.3 331414	L= 164	
			→	70-T-200000→; für Fahrzeuge mit Schlechtwegeausführung	2	24.5225-0160.3 331366 83.6204-0158.3 330773	L= 160 L= 155	
	2.4 D	57	09/90→04/98	←	→ 07/95	2	24.5237-0334.3 331443	L= 330
				←	08/95→ 04/97	2	24.5237-0345.3 331367	L= 345
				←	05/97→; → 70-X-250000; - WK	2	24.5237-0345.3 331367	L= 345
			←	☐; 05/97→; + WK		83.6255-0340.3 330745	L= 340	
			←	☐; 05/97→; + WK		83.6255-0353.3 330481	L= 350	
			→	am Bremssattel; 70-T-200000→; Felgenreöße [Zoll]: 16	2	24.5113-0170.3 331361	L= 170	
			→	am Bremssattel; 70-T-200000→; nicht für Felgenreöße [Zoll]: 16	2	24.5170-0161.3 331308	L= 161	
			→	70-T-200000→; für Fahrzeuge ohne Schlechtwegeausführung	2	24.5201-0164.3 331414	L= 164	
			→	→ 70-T-199999	2	24.5201-0164.3 331414	L= 164	
			→	70-T-200000→; für Fahrzeuge mit Schlechtwegeausführung	2	24.5225-0160.3 331366 83.6204-0158.3 330773	L= 160 L= 155	
2.4 D Syncro	57	10/92→09/98	←	11/92→ 07/95	2	24.5237-0334.3 331443	L= 330	
			←	08/95→ 04/97	2	24.5237-0345.3 331367	L= 345	
			←	05/97→; → 70-X-250000; - WK	2	24.5237-0345.3 331367	L= 345	
			←	☐; 05/97→; + WK		83.6255-0340.3 330745	L= 340	
			←	☐; 05/97→; + WK		83.6255-0353.3 330481	L= 350	
			→	am Bremssattel; 70-T-200000→; Felgenreöße [Zoll]: 16	2	24.5113-0170.3 331361	L= 170	
			→	am Bremssattel; 70-T-200000→; nicht für Felgenreöße [Zoll]: 16	2	24.5170-0161.3 331308	L= 161	
			→	11/92→; → 70-T-199999	2	24.5201-0164.3 331414	L= 164	
			→	70-T-200000→; für Fahrzeuge ohne Schlechtwegeausführung	2	24.5201-0164.3 331414	L= 164	
			→	70-T-200000→; für Fahrzeuge mit Schlechtwegeausführung	2	24.5225-0160.3 331366 83.6204-0158.3 330773	L= 160 L= 155	
2.5 2.5 Syncro 2.5 TDI	85	08/96→04/03	←	☐; 05/99→; +PR 2E2 / 1LP / 1LE / 1LU; + WK		24.5237-0345.3 331367	L= 345	
	85	08/96→04/03	←	05/97→; → 70-X-250000; - WK	2	24.5237-0345.3 331367	L= 345	
	75	09/95→04/03	←	→ 04/97	2	24.5237-0345.3 331367	L= 345	
			←	☐; 05/99→; +PR 2E2 / 1LP / 1LE / 1LU; + WK		83.6255-0337.3 330744	L= 335	
			←	☐; 05/97→ 04/99; + WK		83.6255-0340.3 330745	L= 340	
			←	☐; 05/99→; +PR 1LB / 2E3; + WK		83.6255-0340.3 330745	L= 340	
			←	☐; 05/99→; +PR 1LB / 2E3; + WK		83.6255-0353.3 330481	L= 350	
			←	☐; 05/97→ 04/99; + WK		83.6255-0353.3 330481	L= 350	
			→	am Bremssattel; 70-T-200000→; Felgenreöße [Zoll]: 16	2	24.5113-0170.3 331361	L= 170	
			→	am Bremssattel; 70-T-200000→; nicht für Felgenreöße [Zoll]: 16	2	24.5170-0161.3 331308	L= 161	
			→	→ 70-T-199999	2	24.5201-0164.3 331414	L= 164	
			→	70-T-200000→; für Fahrzeuge ohne Schlechtwegeausführung	2	24.5201-0164.3 331414	L= 164	
			→	70-T-200000→; für Fahrzeuge mit Schlechtwegeausführung	2	24.5225-0160.3 331366 83.6204-0158.3 330773	L= 160 L= 155	








	kw			 	! #		
<b>VW - TRANSPORTER T5 Bus (7HB, 7HJ, 7EB, 7EJ, 7EF, 7EG, 7HF, 7EC) 04/03→08/15</b>							
 <b>Bremssattel</b>							
1.9 TDI 1.9 TDI 2.0 CNG	62 75 85	01/06→11/09 06/06→11/09 01/06→08/15	←	☐; 7H-A-200001→; +PR 2E4	24.3441-9933.5	241141	ATE - Halter
			←	☐; 7H-A-200001→; +PR 2E4	24.3441-9934.5	241142	ATE - Halter
			←	☐; → 7H-A-050000; +PR 2E4	24.3601-9721.5	241052	ATE - Halter
			←	☐; → 7H-A-050000; +PR 2E4	24.3601-9722.5	241053	ATE - Halter
			←	☐; +PR 2E3	24.3601-9947.5	240597	ATE - Halter
			←	☐; +PR 2E3	24.3601-9948.5	240598	ATE - Halter
			→	☐; 7H-8-028000→; +PR 0WR; → 7H-8-200000	24.3414-1711.5	240852	TRW - Halter
			→	☐; 7H-A-200001→	24.3414-1711.5	240852	TRW - Halter
			→	☐; 7H-6-000001→; +PR 2E3 / 2E4; → 7H-A-050000	24.3414-1711.5	240852	TRW - Halter
			→	☐; 7H-6-000001→; +PR 2E3 / 2E4; → 7H-A-050000	24.3414-1712.5	240853	TRW - Halter
			→	☐; 7H-A-200001→	24.3414-1712.5	240853	TRW - Halter
			→	☐; 7H-8-028000→; +PR 0WR; → 7H-8-200000	24.3414-1712.5	240853	TRW - Halter
			→	☐; +PR 0WR; → 7H-8-027999	24.3441-9949.5	241090	ATE - Halter
			→	☐; +PR 0WR; → 7H-8-027999	24.3441-9950.5	241091	ATE - Halter
1.9 TDI 1.9 TDI 2.0 2.5 TDi 2.5 TDI 2.5 TDI 2.5 TDI 4motion 2.5 TDI 4motion 3.2 V6	63 77 85 120 96 128 96 128 173	04/03→11/09 04/03→11/09 11/03→08/15 11/03→11/09 04/03→11/09 04/03→11/09 07/04→11/09 07/04→11/09 02/04→11/09	←	☐; 7H-A-200001→; +PR 2E4	24.3441-9933.5	241141	ATE - Halter
			←	☐; 7H-A-200001→; +PR 2E4	24.3441-9934.5	241142	ATE - Halter
			←	☐; → 7H-A-050000; +PR 2E4	24.3601-9721.5	241052	ATE - Halter
			←	☐; → 7H-A-050000; +PR 2E4	24.3601-9722.5	241053	ATE - Halter
			←	☐; +PR 2E3	24.3601-9947.5	240597	ATE - Halter
			←	☐; +PR 2E3	24.3601-9948.5	240598	ATE - Halter
			→	☐; 7H-A-200001→	24.3414-1711.5	240852	TRW - Halter
			→	☐; +PR 0WL / 0WN / 0WM / 0WP / 0WQ; → 7H-5-120000	24.3414-1711.5	240852	TRW - Halter
			→	☐; 7H-8-028000→; +PR 0WR; → 7H-8-200000	24.3414-1711.5	240852	TRW - Halter
			→	☐; 7H-6-000001→; +PR 2E3 / 2E4; → 7H-A-050000	24.3414-1711.5	240852	TRW - Halter
			→	☐; 7H-6-000001→; +PR 2E3 / 2E4; → 7H-A-050000	24.3414-1712.5	240853	TRW - Halter
			→	☐; 7H-A-200001→	24.3414-1712.5	240853	TRW - Halter
			→	☐; 7H-8-028000→; +PR 0WR; → 7H-8-200000	24.3414-1712.5	240853	TRW - Halter
			→	☐; +PR 0WL / 0WN / 0WM / 0WP / 0WQ; → 7H-5-120000	24.3414-1712.5	240853	TRW - Halter
→	☐; +PR 0WR; → 7H-8-027999	24.3441-9949.5	241090	ATE - Halter			
→	☐; +PR 0WR; → 7H-8-027999	24.3441-9950.5	241091	ATE - Halter			
2.0 BiTDI 2.0 BiTDI 4motion 2.0 TDI 2.0 TDI 2.0 TDI 4motion	132 132 62 75 103 103	09/09→08/15 09/09→08/15 09/09→08/15 09/09→08/15 09/09→08/15	←	☐; 7H-A-200001→; +PR 2E4	24.3441-9933.5	241141	ATE - Halter
			←	☐; 7H-A-200001→; +PR 2E4	24.3441-9934.5	241142	ATE - Halter
			←	☐; → 7H-A-050000; +PR 2E4	24.3601-9721.5	241052	ATE - Halter
			←	☐; → 7H-A-050000; +PR 2E4	24.3601-9722.5	241053	ATE - Halter
			←	☐; +PR 2E3	24.3601-9947.5	240597	ATE - Halter
			←	☐; +PR 2E3	24.3601-9948.5	240598	ATE - Halter
			→	☐; 7H-6-000001→; +PR 2E3 / 2E4; → 7H-A-050000	24.3414-1711.5	240852	TRW - Halter
			→	☐; 7H-A-200001→	24.3414-1711.5	240852	TRW - Halter
			→	☐; 7H-6-000001→; +PR 2E3 / 2E4; → 7H-A-050000	24.3414-1712.5	240853	TRW - Halter
2.0 TDI 2.0 TSI 2.0 TSI 2.0 TSI 4motion	84 110 150 150	05/11→08/15 07/12→08/15 05/11→08/15 07/11→08/15	←	☐; +PR 2E4	24.3441-9933.5	241141	ATE - Halter
			←	☐; +PR 2E4	24.3441-9934.5	241142	ATE - Halter
			←	☐; +PR 2E3	24.3601-9947.5	240597	ATE - Halter
			←	☐; +PR 2E3	24.3601-9948.5	240598	ATE - Halter
			→	☐	24.3414-1711.5	240852	TRW - Halter
			→	☐	24.3414-1712.5	240853	TRW - Halter
↓							



	kw					! #		
<b>VW - TRANSPORTER T5 Bus (7HB, 7HJ, 7EB, 7EJ, 7EF, 7EG, 7HF, 7EC) 04/03→08/15</b>								
<b>Bremssattel</b>								
2.0 TDI	100	05/10→08/15	←	☐; 7H-A-200001→; +PR 2E4		24.3441-9933.5	241141	ATE - Halter
2.0 TDI 4motion	100	05/10→08/15	←	☐; 7H-A-200001→; +PR 2E4		24.3441-9934.5	241142	ATE - Halter
			←	☐; +PR 2E3		24.3601-9947.5	240597	ATE - Halter
			←	☐; +PR 2E3		24.3601-9948.5	240598	ATE - Halter
			→	☐; 7H-A-200001→		24.3414-1711.5	240852	TRW - Halter
			→	☐; 7H-A-200001→		24.3414-1712.5	240853	TRW - Halter
3.2 V6 4motion	173	11/03→12/09	←	☐; 7H-A-200001→; +PR 2E4		24.3441-9933.5	241141	ATE - Halter
			←	☐; 7H-A-200001→; +PR 2E4		24.3441-9934.5	241142	ATE - Halter
			←	☐; 07/04→; → 7H-A-050000; +PR 2E4		24.3601-9721.5	241052	ATE - Halter
			←	☐; 07/04→; → 7H-A-050000; +PR 2E4		24.3601-9722.5	241053	ATE - Halter
			←	☐; 07/04→; +PR 2E3		24.3601-9947.5	240597	ATE - Halter
			←	☐; 07/04→; +PR 2E3		24.3601-9948.5	240598	ATE - Halter
			→	☐; 07/04→; +PR OWL / OWN / OWM / OWP / OWQ; → 7H-5-120000		24.3414-1711.5	240852	TRW - Halter
			→	☐; 7H-A-200001→		24.3414-1711.5	240852	TRW - Halter
			→	☐; 7H-6-000001→; +PR 2E3 / 2E4; → 7H-A-050000		24.3414-1711.5	240852	TRW - Halter
			→	☐; 7H-8-028000→; +PR 0WR; → 7H-8-200000		24.3414-1711.5	240852	TRW - Halter
			→	☐; 7H-6-000001→; +PR 2E3 / 2E4; → 7H-A-050000		24.3414-1712.5	240853	TRW - Halter
			→	☐; 7H-A-200001→		24.3414-1712.5	240853	TRW - Halter
			→	☐; 07/04→; +PR OWL / OWN / OWM / OWP / OWQ; → 7H-5-120000		24.3414-1712.5	240853	TRW - Halter
			→	☐; 7H-8-028000→; +PR 0WR; → 7H-8-200000		24.3414-1712.5	240853	TRW - Halter
			→	☐; 07/04→; +PR 0WR; → 7H-8-027999		24.3441-9949.5	241090	ATE - Halter
			→	☐; 07/04→; +PR 0WR; → 7H-8-027999		24.3441-9950.5	241091	ATE - Halter
<b>Halter, Bremssattel</b>								
1.9 TDI	62	01/06→11/09	←	→ 7H-A-050000; +PR 2E4		11.8170-0955.1	260109	ATE
1.9 TDI	63	04/03→11/09						
1.9 TDI	75	06/06→11/09	→	+PR 0WR; → 7H-8-027999	2	11.0230-0811.1	260137	ATE
1.9 TDI	77	04/03→11/09						
2.0	85	11/03→08/15						
2.0 CNG	85	01/06→08/15						
2.5 TDi	120	11/03→11/09						
2.5 TDI	96	04/03→11/09						
2.5 TDI	128	04/03→11/09						
2.5 TDI 4motion	96	07/04→11/09						
2.5 TDI 4motion	128	07/04→11/09						
3.2 V6	173	02/04→11/09						
2.0 BiTDI	132	09/09→08/15	←	→ 7H-A-050000; +PR 2E4		11.8170-0955.1	260109	ATE
2.0 BiTDI 4motion	132	09/09→08/15						
2.0 TDI	62	09/09→08/15						
2.0 TDI	75	09/09→08/15						
2.0 TDI	103	09/09→08/15						
2.0 TDI 4motion	103	09/09→08/15						
3.2 V6 4motion	173	11/03→12/09	←	07/04→; → 7H-A-050000; +PR 2E4		11.8170-0955.1	260109	ATE
			→	07/04→; +PR 0WR; → 7H-8-027999	2	11.0230-0811.1	260137	ATE
<b>Feder, Bremssattel</b>								
1.9 TDI	62	01/06→11/09		7H-A-200001→; +PR 2E4	2	11.8116-0126.2	390608	ATE
1.9 TDI	63	04/03→11/09						
1.9 TDI	75	06/06→11/09		→ 7H-A-050000; +PR 2E4	2	11.8116-0237.1	390509	ATE
1.9 TDI	77	04/03→11/09				11.8116-0367.1	390600	ATE
2.0	85	11/03→08/15		+PR 2E3	2	11.8116-0237.1	390509	ATE
2.0 CNG	85	01/06→08/15						
2.5 TDi	120	11/03→11/09		+PR 0WR; → 7H-8-027999	2	11.8116-0310.1	390611	ATE
2.5 TDI	96	04/03→11/09						
2.5 TDI	128	04/03→11/09						
2.5 TDI 4motion	96	07/04→11/09						
2.5 TDI 4motion	128	07/04→11/09						
3.2 V6	173	02/04→11/09						
2.0 BiTDI	132	09/09→08/15		7H-A-200001→; +PR 2E4	2	11.8116-0126.2	390608	ATE
2.0 BiTDI 4motion	132	09/09→08/15						
2.0 TDI	62	09/09→08/15		→ 7H-A-050000; +PR 2E4	2	11.8116-0237.1	390509	ATE
2.0 TDI	75	09/09→08/15				11.8116-0367.1	390600	ATE
↓								










	kW			 	! #		
<b>VW - TRANSPORTER T5 Bus (7HB, 7HJ, 7EB, 7EJ, 7EF, 7EG, 7HF, 7EC) 04/03→08/15</b>							
<b>Feder, Bremssattel</b>							
2.0 TDI	103	09/09→08/15		+PR 2E3	2	11.8116-0237.1	390509 ATE
2.0 TDI 4motion	103	09/09→08/15					
2.0 TDI	84	05/11→08/15		+PR 2E4	2	11.8116-0126.2	390608 ATE
2.0 TSI	110	07/12→08/15					
2.0 TSI	150	05/11→08/15		+PR 2E3	2	11.8116-0237.1	390509 ATE
2.0 TSI 4motion	150	07/11→08/15					
2.0 TDI	100	05/10→08/15		7H-A-200001→; +PR 2E4	2	11.8116-0126.2	390608 ATE
2.0 TDI 4motion	100	05/10→08/15		+PR 2E3	2	11.8116-0237.1	390509 ATE
3.2 V6 4motion	173	11/03→12/09		7H-A-200001→; +PR 2E4	2	11.8116-0126.2	390608 ATE
				07/04→; → 7H-A-050000; +PR 2E4	2	11.8116-0237.1	390509 ATE
						11.8116-0367.1	390600 ATE
				07/04→; +PR 2E3	2	11.8116-0237.1	390509 ATE
			07/04→; +PR 0WR; → 7H-8-027999	2	11.8116-0310.1	390611 ATE	
<b>Führungshülzensatz, Bremssattel</b>							
1.9 TDI	62	01/06→11/09	←	+PR 2E3		11.0101-5706.2	260097 ATE
1.9 TDI	63	04/03→11/09					
1.9 TDI	75	06/06→11/09	←	→ 7H-A-050000; +PR 2E4		11.0101-5706.2	260097 ATE
1.9 TDI	77	04/03→11/09	←				
2.0	85	11/03→08/15	←	7H-A-200001→; +PR 2E4		11.0101-7001.2	260139 ATE
2.0 CNG	85	01/06→08/15	→	+PR 0WR; → 7H-8-027999		11.0101-5409.2	260035 ATE
2.5 TDi	120	11/03→11/09					
2.5 TDI	96	04/03→11/09					
2.5 TDI	128	04/03→11/09					
2.5 TDI 4motion	96	07/04→11/09					
2.5 TDI 4motion	128	07/04→11/09					
3.2 V6	173	02/04→11/09					
2.0 BiTDI	132	09/09→08/15	←	+PR 2E3		11.0101-5706.2	260097 ATE
2.0 BiTDI 4motion	132	09/09→08/15					
2.0 TDI	62	09/09→08/15	←	→ 7H-A-050000; +PR 2E4		11.0101-5706.2	260097 ATE
2.0 TDI	75	09/09→08/15	←				
2.0 TDI	103	09/09→08/15	←	7H-A-200001→; +PR 2E4		11.0101-7001.2	260139 ATE
2.0 TDI 4motion	103	09/09→08/15					
2.0 TDI	84	05/11→08/15	←	+PR 2E3		11.0101-5706.2	260097 ATE
2.0 TSI	110	07/12→08/15					
2.0 TSI	150	05/11→08/15	←	+PR 2E4		11.0101-7001.2	260139 ATE
2.0 TSI 4motion	150	07/11→08/15					
2.0 TDI	100	05/10→08/15	←	+PR 2E3		11.0101-5706.2	260097 ATE
2.0 TDI 4motion	100	05/10→08/15	←				
			←	7H-A-200001→; +PR 2E4		11.0101-7001.2	260139 ATE
3.2 V6 4motion	173	11/03→12/09	←	07/04→; → 7H-A-050000; +PR 2E4		11.0101-5706.2	260097 ATE
			←	07/04→; +PR 2E3		11.0101-5706.2	260097 ATE
			←	7H-A-200001→; +PR 2E4		11.0101-7001.2	260139 ATE
			→	07/04→; +PR 0WR; → 7H-8-027999		11.0101-5409.2	260035 ATE
<b>Führungsbolzen, Bremssattel</b>							
1.9 TDI	62	01/06→11/09		+PR 0WR; → 7H-8-027999	2	11.8171-0008.1	990049 ATE
1.9 TDI	63	04/03→11/09					
1.9 TDI	75	06/06→11/09		→ 7H-A-050000; +PR 2E4		11.8171-0067.1	250153 ATE
1.9 TDI	77	04/03→11/09		+PR 2E3		11.8171-0067.1	250153 ATE
2.0	85	11/03→08/15					
2.0 CNG	85	01/06→08/15		7H-A-200001→; +PR 2E4		11.8171-0096.1	250155 ATE
2.5 TDi	120	11/03→11/09					
2.5 TDI	96	04/03→11/09					
2.5 TDI	128	04/03→11/09					
2.5 TDI 4motion	96	07/04→11/09					
2.5 TDI 4motion	128	07/04→11/09					
3.2 V6	173	02/04→11/09					
2.0 BiTDI	132	09/09→08/15		→ 7H-A-050000; +PR 2E4		11.8171-0067.1	250153 ATE
2.0 BiTDI 4motion	132	09/09→08/15					
2.0 TDI	62	09/09→08/15		+PR 2E3		11.8171-0067.1	250153 ATE
2.0 TDI	75	09/09→08/15					
2.0 TDI	103	09/09→08/15		7H-A-200001→; +PR 2E4		11.8171-0096.1	250155 ATE
2.0 TDI 4motion	103	09/09→08/15					
2.0 TDI	84	05/11→08/15		+PR 2E3		11.8171-0067.1	250153 ATE
2.0 TSI	110	07/12→08/15					
2.0 TSI	150	05/11→08/15		+PR 2E4		11.8171-0096.1	250155 ATE
2.0 TSI 4motion	150	07/11→08/15					
2.0 TDI	100	05/10→08/15		+PR 2E3		11.8171-0067.1	250153 ATE
2.0 TDI 4motion	100	05/10→08/15					
				7H-A-200001→; +PR 2E4		11.8171-0096.1	250155 ATE
3.2 V6 4motion	173	11/03→12/09		07/04→; +PR 0WR; → 7H-8-027999	2	11.8171-0008.1	990049 ATE
				07/04→; → 7H-A-050000; +PR 2E4		11.8171-0067.1	250153 ATE
				07/04→; +PR 2E3		11.8171-0067.1	250153 ATE
				7H-A-200001→; +PR 2E4		11.8171-0096.1	250155 ATE
↓							



	kW					! #			
<b>VW - TRANSPORTER T5 Bus (7HB, 7HJ, 7EB, 7EJ, 7EF, 7EG, 7HF, 7EC) 04/03→08/15</b>									
<b>Dichtungssatz, Bremssattel</b>									
1.9 TDI	62	01/06→11/09	←	+PR 2E3			11.0441-6008.2	250038	ATE für Kolben-Ø [mm]: 60
1.9 TDI	63	04/03→11/09	←						
1.9 TDI	75	06/06→11/09	←	→ 7H-A-050000; +PR 2E4			11.0441-6008.2	250038	ATE für Kolben-Ø [mm]: 60
1.9 TDI	77	04/03→11/09							
2.0	85	11/03→08/15							
2.0 BiTDI	132	09/09→08/15							
2.0 BiTDI 4motion	132	09/09→08/15							
2.0 CNG	85	01/06→08/15							
2.0 TDI	62	09/09→08/15							
2.0 TDI	75	09/09→08/15							
2.0 TDI	103	09/09→08/15							
2.0 TDI 4motion	103	09/09→08/15							
2.5 TDi	120	11/03→11/09							
2.5 TDI	96	04/03→11/09							
2.5 TDI	128	04/03→11/09							
2.5 TDI 4motion	96	07/04→11/09							
2.5 TDI 4motion	128	07/04→11/09							
3.2 V6	173	02/04→11/09							
2.0 TDI	84	05/11→08/15	←	+PR 2E3			11.0441-6008.2	250038	ATE für Kolben-Ø [mm]: 60
2.0 TDI	100	05/10→08/15							
2.0 TDI 4motion	100	05/10→08/15							
2.0 TSI	110	07/12→08/15							
2.0 TSI	150	05/11→08/15							
2.0 TSI 4motion	150	07/11→08/15							
3.2 V6 4motion	173	11/03→12/09	←	07/04→; → 7H-A-050000; +PR 2E4			11.0441-6008.2	250038	ATE für Kolben-Ø [mm]: 60
			←	07/04→; +PR 2E3			11.0441-6008.2	250038	ATE für Kolben-Ø [mm]: 60
<b>Bremsschlauch</b>									
1.9 TDI	62	01/06→11/09	←	+PR 1BA / 1BB / 1BJ / 1BV / 1MG / 1MK / 1ML / 2MD / 2MF / 2MG / 2ML	2	24.5140-0514.3	331290	L= 520	
1.9 TDI	63	04/03→11/09	←						
1.9 TDI	75	06/06→11/09	←	+PR OWL / 0WN / 0WM / 0WP / 0WQ	2	24.5140-0514.3	331290	L= 520	
1.9 TDI	77	04/03→11/09							
2.0	85	11/03→08/15	←	+PR OWR	2	83.6113-0552.3	330864	L= 552	
2.0 BiTDI	132	09/09→08/15							
2.0 BiTDI 4motion	132	09/09→08/15	←	+PR 1BH / 1BX / 1MR / 2MQ / 2MZ / 2MU / 2MT	2	83.6113-0552.3	330864	L= 552	
2.0 CNG	85	01/06→08/15							
2.0 TDI	62	09/09→08/15	→	+PR 0E1 / 0E2 / 0WL / 0WN / 0WM / 0WP / 0WQ	2	24.5140-0194.3	331383	L= 190	
2.0 TDI	75	09/09→08/15							
2.0 TDI	100	05/10→08/15	→	am Bremssattel; für Fahrzeuge mit Bremskraftregler	2	24.5140-0194.3	331383	L= 190	
2.0 TDI	103	09/09→08/15							
2.0 TDI 4motion	100	05/10→08/15	→	□ / am Bremssattel; für Fahrzeuge ohne Bremskraftregler		24.5140-0240.3	330947	L= 240	
2.0 TDI 4motion	103	09/09→08/15							
2.5 TDi	120	11/03→11/09	→	□ / am Bremssattel; +PR OWR		24.5140-0240.3	330947	L= 240	
2.5 TDI	96	04/03→11/09	→	□ / am Bremssattel; +PR OWR		24.5140-0241.3	330948	L= 240	
2.5 TDI	128	04/03→11/09	→	□ / am Bremssattel; +PR OWR		24.5140-0241.3	330948	L= 240	
2.5 TDI 4motion	96	07/04→11/09	→	□ / am Bremssattel; für Fahrzeuge ohne Bremskraftregler		24.5140-0241.3	330948	L= 240	
2.5 TDI 4motion	128	07/04→11/09							
3.2 V6	173	02/04→11/09	→	+PR OWR	2	24.5237-0250.3	330880	L= 250	
			→		2	24.5237-0250.3	330880	L= 250	
2.0 TDI	84	05/11→08/15	←	+PR 1BA / 1BB / 1BJ / 1BV / 1MG / 1MK / 1ML / 2MD / 2MF / 2MG / 2ML	2	24.5140-0514.3	331290	L= 520	
2.0 TSI	110	07/12→08/15							
2.0 TSI	150	05/11→08/15	←	+PR 1BH / 1BX / 1MR / 2MQ / 2MZ / 2MU / 2MT	2	83.6113-0552.3	330864	L= 552	
2.0 TSI 4motion	150	07/11→08/15							
			→		2	24.5140-0194.3	331383	L= 190	
3.2 V6 4motion	173	11/03→12/09	←	07/04→; +PR OWL / 0WN / 0WM / 0WP / 0WQ	2	24.5140-0514.3	331290	L= 520	
			←	07/04→; +PR 1BA / 1BB / 1BJ / 1BV / 1MG / 1MK / 1ML / 2MD / 2MF / 2MG / 2ML	2	24.5140-0514.3	331290	L= 520	
			←	07/04→; +PR OWR	2	83.6113-0552.3	330864	L= 552	
			←	07/04→; +PR 1BH / 1BX / 1MR / 2MQ / 2MZ / 2MU / 2MT	2	83.6113-0552.3	330864	L= 552	
			→	am Bremssattel; 07/04→; für Fahrzeuge mit Bremskraftregler	2	24.5140-0194.3	331383	L= 190	
			→	07/04→; +PR 0E1 / 0E2 / 0WL / 0WN / 0WM / 0WP / 0WQ	2	24.5140-0194.3	331383	L= 190	
			→	□ / am Bremssattel; 07/04→; für Fahrzeuge ohne Bremskraftregler		24.5140-0240.3	330947	L= 240	
			→	□ / am Bremssattel; 07/04→; +PR OWR		24.5140-0240.3	330947	L= 240	
			→	□ / am Bremssattel; 07/04→; +PR OWR		24.5140-0241.3	330948	L= 240	
			→	□ / am Bremssattel; 07/04→; für Fahrzeuge ohne Bremskraftregler		24.5140-0241.3	330948	L= 240	
			→	07/04→	2	24.5237-0250.3	330880	L= 250	



















	kw			 	! #		
<b>VW - TRANSPORTER T5 Bus (7HB, 7HJ, 7EB, 7EJ, 7EF, 7EG, 7HF, 7EC) 04/03→08/15</b>							
 <b>Bremsschlauch</b>							
3.2 V6 4motion	173	11/03→12/09	➡	07/04→; +PR 0WR	2	24.5237-0250.3 330880	L= 250
<b>VW - TRANSPORTER T5 Kasten (7HA, 7HH, 7EA, 7EH) 04/03→08/15</b>							
 <b>Bremssattel</b>							
1.9 TDI	62	01/06→11/09	←	☐; 7H-A-200001→; +PR 2E4		24.3441-9933.5 241141	ATE - Halter
1.9 TDI	75	06/06→11/09	←	☐; 7H-A-200001→; +PR 2E4		24.3441-9934.5 241142	ATE - Halter
			←	☐; → 7H-A-050000; +PR 2E4		24.3601-9721.5 241052	ATE - Halter
			←	☐; → 7H-A-050000; +PR 2E4		24.3601-9722.5 241053	ATE - Halter
			←	☐; +PR 2E3		24.3601-9947.5 240597	ATE - Halter
			←	☐; +PR 2E3		24.3601-9948.5 240598	ATE - Halter
			➡	☐; 7H-8-028000→; +PR 0WR; → 7H-8-200000		24.3414-1711.5 240852	TRW - Halter
			➡	☐; 7H-A-200001→		24.3414-1711.5 240852	TRW - Halter
			➡	☐; 7H-6-000001→; +PR 2E3 / 2E4; → 7H-A-050000		24.3414-1711.5 240852	TRW - Halter
			➡	☐; 7H-6-000001→; +PR 2E3 / 2E4; → 7H-A-050000		24.3414-1712.5 240853	TRW - Halter
			➡	☐; 7H-A-200001→		24.3414-1712.5 240853	TRW - Halter
			➡	☐; 7H-8-028000→; +PR 0WR; → 7H-8-200000		24.3414-1712.5 240853	TRW - Halter
			➡	☐; +PR 0WR; → 7H-8-027999		24.3441-9949.5 241090	ATE - Halter
			➡	☐; +PR 0WR; → 7H-8-027999		24.3441-9950.5 241091	ATE - Halter
1.9 TDI	63	04/03→11/09	←	☐; 7H-A-200001→; +PR 2E4		24.3441-9933.5 241141	ATE - Halter
1.9 TDI	77	04/03→11/09	←	☐; 7H-A-200001→; +PR 2E4		24.3441-9934.5 241142	ATE - Halter
2.0	85	11/03→08/15	←	☐; → 7H-A-050000; +PR 2E4		24.3601-9721.5 241052	ATE - Halter
2.0 BiFuel	85	05/11→08/15	←	☐; → 7H-A-050000; +PR 2E4		24.3601-9722.5 241053	ATE - Halter
2.5 TDI	96	04/03→11/09	←	☐; +PR 2E3		24.3601-9947.5 240597	ATE - Halter
2.5 TDI	128	04/03→11/09	←	☐; +PR 2E3		24.3601-9948.5 240598	ATE - Halter
2.5 TDI 4motion	96	07/04→11/09	←	☐; 7H-A-200001→		24.3414-1711.5 240852	TRW - Halter
2.5 TDI 4motion	128	07/04→11/09	←	☐; +PR 0WL / 0WN / 0WM / 0WP / 0WQ; → 7H-5-120000		24.3414-1711.5 240852	TRW - Halter
3.2 V6	173	02/04→11/09	←	☐; 7H-8-028000→; +PR 0WR; → 7H-8-200000		24.3414-1711.5 240852	TRW - Halter
			➡	☐; 7H-6-000001→; +PR 2E3 / 2E4; → 7H-A-050000		24.3414-1711.5 240852	TRW - Halter
			➡	☐; 7H-6-000001→; +PR 2E3 / 2E4; → 7H-A-050000		24.3414-1712.5 240853	TRW - Halter
			➡	☐; 7H-A-200001→		24.3414-1712.5 240853	TRW - Halter
			➡	☐; 7H-8-028000→; +PR 0WR; → 7H-8-200000		24.3414-1712.5 240853	TRW - Halter
			➡	☐; +PR 0WL / 0WN / 0WM / 0WP / 0WQ; → 7H-5-120000		24.3414-1712.5 240853	TRW - Halter
			➡	☐; +PR 0WR; → 7H-8-027999		24.3441-9949.5 241090	ATE - Halter
			➡	☐; +PR 0WR; → 7H-8-027999		24.3441-9950.5 241091	ATE - Halter
2.0 BiTDI	132	09/09→08/15	←	☐; 7H-A-200001→; +PR 2E4		24.3441-9933.5 241141	ATE - Halter
2.0 BiTDI 4motion	132	09/09→08/15	←	☐; 7H-A-200001→; +PR 2E4		24.3441-9934.5 241142	ATE - Halter
2.0 TDI	62	09/09→08/15	←	☐; → 7H-A-050000; +PR 2E4		24.3601-9721.5 241052	ATE - Halter
2.0 TDI	75	09/09→08/15	←	☐; → 7H-A-050000; +PR 2E4		24.3601-9722.5 241053	ATE - Halter
2.0 TDI 4motion	103	09/09→08/15	←	☐; +PR 2E3		24.3601-9947.5 240597	ATE - Halter
			←	☐; +PR 2E3		24.3601-9948.5 240598	ATE - Halter
			➡	☐; 7H-6-000001→; +PR 2E3 / 2E4; → 7H-A-050000		24.3414-1711.5 240852	TRW - Halter
			➡	☐; 7H-A-200001→		24.3414-1711.5 240852	TRW - Halter
			➡	☐; 7H-6-000001→; +PR 2E3 / 2E4; → 7H-A-050000		24.3414-1712.5 240853	TRW - Halter
			➡	☐; 7H-A-200001→		24.3414-1712.5 240853	TRW - Halter
2.0 TDI	84	05/11→08/15	←	☐; +PR 2E4		24.3441-9933.5 241141	ATE - Halter
2.0 TSI	110	07/12→08/15	←	☐; +PR 2E4		24.3441-9934.5 241142	ATE - Halter
2.0 TSI	150	05/11→08/15	←				
2.0 TSI 4motion	150	07/11→08/15	←				












	kw			 	! #		
<b>VW - TRANSPORTER T5 Kasten (7HA, 7HH, 7EA, 7EH) 04/03→08/15</b>							
<b>Bremssattel</b>							
2.0 TDI	84	05/11→08/15	←	☐; +PR 2E3		24.3601-9947.5 240597	ATE - Halter
2.0 TSI	110	07/12→08/15	←	☐; +PR 2E3		24.3601-9948.5 240598	ATE - Halter
2.0 TSI	150	05/11→08/15	←	☐; +PR 2E3		24.3601-9948.5 240598	ATE - Halter
2.0 TSI 4motion	150	07/11→08/15	→	☐		24.3414-1711.5 240852	TRW - Halter
			→	☐		24.3414-1712.5 240853	TRW - Halter
2.0 TDI	100	05/10→08/15	←	☐; 7H-A-200001→; +PR 2E4		24.3441-9933.5 241141	ATE - Halter
2.0 TDI 4motion	100	05/10→08/15	←	☐; 7H-A-200001→; +PR 2E4		24.3441-9934.5 241142	ATE - Halter
			←	☐; +PR 2E3		24.3601-9947.5 240597	ATE - Halter
			←	☐; +PR 2E3		24.3601-9948.5 240598	ATE - Halter
			→	☐; 7H-A-200001→		24.3414-1711.5 240852	TRW - Halter
			→	☐; 7H-A-200001→		24.3414-1712.5 240853	TRW - Halter
3.2 4motion	173	11/03→11/09	←	☐; 7H-A-200001→; +PR 2E4		24.3441-9933.5 241141	ATE - Halter
			←	☐; 7H-A-200001→; +PR 2E4		24.3441-9934.5 241142	ATE - Halter
			←	☐; 07/04→; → 7H-A-050000; +PR 2E4		24.3601-9721.5 241052	ATE - Halter
			←	☐; 07/04→; → 7H-A-050000; +PR 2E4		24.3601-9722.5 241053	ATE - Halter
			←	☐; 07/04→; +PR 2E3		24.3601-9947.5 240597	ATE - Halter
			←	☐; 07/04→; +PR 2E3		24.3601-9948.5 240598	ATE - Halter
			→	☐; 07/04→; +PR OWL / 0WN / 0WM / 0WP / 0WQ; → 7H-5-120000		24.3414-1711.5 240852	TRW - Halter
			→	☐; 7H-A-200001→		24.3414-1711.5 240852	TRW - Halter
			→	☐; 7H-6-000001→; +PR 2E3 / 2E4; → 7H-A-050000		24.3414-1711.5 240852	TRW - Halter
			→	☐; 7H-8-028000→; +PR 0WR; → 7H-8-200000		24.3414-1711.5 240852	TRW - Halter
			→	☐; 7H-6-000001→; +PR 2E3 / 2E4; → 7H-A-050000		24.3414-1712.5 240853	TRW - Halter
			→	☐; 7H-A-200001→		24.3414-1712.5 240853	TRW - Halter
			→	☐; 07/04→; +PR OWL / 0WN / 0WM / 0WP / 0WQ; → 7H-5-120000		24.3414-1712.5 240853	TRW - Halter
			→	☐; 7H-8-028000→; +PR 0WR; → 7H-8-200000		24.3414-1712.5 240853	TRW - Halter
			→	☐; 07/04→; +PR 0WR; → 7H-8-027999		24.3441-9949.5 241090	ATE - Halter
			→	☐; 07/04→; +PR 0WR; → 7H-8-027999		24.3441-9950.5 241091	ATE - Halter
<b>Halter, Bremssattel</b>							
1.9 TDI	62	01/06→11/09	←	→ 7H-A-050000; +PR 2E4		11.8170-0955.1 260109	ATE
1.9 TDI	63	04/03→11/09	→	+PR 0WR; → 7H-8-027999	2	11.0230-0811.1 260137	ATE
1.9 TDI	75	06/06→11/09					
1.9 TDI	77	04/03→11/09					
2.0	85	11/03→08/15					
2.0 BiFuel	85	05/11→08/15					
2.5 TDI	96	04/03→11/09					
2.5 TDI	128	04/03→11/09					
2.5 TDI 4motion	96	07/04→11/09					
2.5 TDI 4motion	128	07/04→11/09					
3.2 V6	173	02/04→11/09					
2.0 BiTDI	132	09/09→08/15	←	→ 7H-A-050000; +PR 2E4		11.8170-0955.1 260109	ATE
2.0 BiTDI 4motion	132	09/09→08/15					
2.0 TDI	62	09/09→08/15					
2.0 TDI	75	09/09→08/15					
2.0 TDI	103	09/09→08/15					
2.0 TDI 4motion	103	09/09→08/15					
3.2 4motion	173	11/03→11/09	←	07/04→; → 7H-A-050000; +PR 2E4		11.8170-0955.1 260109	ATE
			→	07/04→; +PR 0WR; → 7H-8-027999	2	11.0230-0811.1 260137	ATE
<b>Feder, Bremssattel</b>							
1.9 TDI	62	01/06→11/09		7H-A-200001→; +PR 2E4	2	11.8116-0126.2 390608	ATE
1.9 TDI	63	04/03→11/09		→ 7H-A-050000; +PR 2E4	2	11.8116-0237.1 390509	ATE
1.9 TDI	75	06/06→11/09					
1.9 TDI	77	04/03→11/09					
2.0	85	11/03→08/15		+PR 2E3	2	11.8116-0237.1 390509	ATE
2.0 BiFuel	85	05/11→08/15					
2.5 TDI	96	04/03→11/09		+PR 0WR; → 7H-8-027999	2	11.8116-0310.1 390611	ATE
2.5 TDI	128	04/03→11/09					
2.5 TDI 4motion	96	07/04→11/09					
2.5 TDI 4motion	128	07/04→11/09					
3.2 V6	173	02/04→11/09					
↓							



















	kW			 	! #		
<b>VW - TRANSPORTER T5 Kasten (7HA, 7HH, 7EA, 7EH) 04/03→08/15</b>							
<b>Feder, Bremssattel</b>							
2.0 BiTDI	132	09/09→08/15		7H-A-200001→; +PR 2E4	2	11.8116-0126.2 390608	ATE
2.0 BiTDI 4motion	132	09/09→08/15		→ 7H-A-050000; +PR 2E4	2	11.8116-0237.1 390509	ATE
2.0 TDI	62	09/09→08/15				11.8116-0367.1 390600	ATE
2.0 TDI	75	09/09→08/15					
2.0 TDI	103	09/09→08/15		+PR 2E3	2	11.8116-0237.1 390509	ATE
2.0 TDI 4motion	103	09/09→08/15					
2.0 TDI	84	05/11→08/15		+PR 2E4	2	11.8116-0126.2 390608	ATE
2.0 TSI	110	07/12→08/15					
2.0 TSI	150	05/11→08/15		+PR 2E3	2	11.8116-0237.1 390509	ATE
2.0 TSI 4motion	150	07/11→08/15					
2.0 TDI	100	05/10→08/15		7H-A-200001→; +PR 2E4	2	11.8116-0126.2 390608	ATE
2.0 TDI 4motion	100	05/10→08/15		+PR 2E3	2	11.8116-0237.1 390509	ATE
3.2 4motion	173	11/03→11/09		7H-A-200001→; +PR 2E4	2	11.8116-0126.2 390608	ATE
				07/04→; → 7H-A-050000; +PR 2E4	2	11.8116-0237.1 390509	ATE
						11.8116-0367.1 390600	ATE
				07/04→; +PR 2E3	2	11.8116-0237.1 390509	ATE
				07/04→; +PR 0WR; → 7H-8-027999	2	11.8116-0310.1 390611	ATE
<b>Führungshülzensatz, Bremssattel</b>							
1.9 TDI	62	01/06→11/09	←	+PR 2E3		11.0101-5706.2 260097	ATE
1.9 TDI	63	04/03→11/09	←	→ 7H-A-050000; +PR 2E4		11.0101-5706.2 260097	ATE
1.9 TDI	75	06/06→11/09	←				
1.9 TDI	77	04/03→11/09	←	7H-A-200001→; +PR 2E4		11.0101-7001.2 260139	ATE
2.0	85	11/03→08/15	←				
2.0 BiFuel	85	05/11→08/15	→	+PR 0WR; → 7H-8-027999		11.0101-5409.2 260035	ATE
2.5 TDI	96	04/03→11/09					
2.5 TDI	128	04/03→11/09					
2.5 TDI 4motion	96	07/04→11/09					
2.5 TDI 4motion	128	07/04→11/09					
3.2 V6	173	02/04→11/09					
2.0 BiTDI	132	09/09→08/15	←	+PR 2E3		11.0101-5706.2 260097	ATE
2.0 BiTDI 4motion	132	09/09→08/15	←	→ 7H-A-050000; +PR 2E4		11.0101-5706.2 260097	ATE
2.0 TDI	62	09/09→08/15	←				
2.0 TDI	75	09/09→08/15	←	7H-A-200001→; +PR 2E4		11.0101-7001.2 260139	ATE
2.0 TDI	103	09/09→08/15	←				
2.0 TDI 4motion	103	09/09→08/15	←				
2.0 TDI	84	05/11→08/15	←	+PR 2E3		11.0101-5706.2 260097	ATE
2.0 TSI	110	07/12→08/15	←				
2.0 TSI	150	05/11→08/15	←	+PR 2E4		11.0101-7001.2 260139	ATE
2.0 TSI 4motion	150	07/11→08/15	←				
2.0 TDI	100	05/10→08/15	←	+PR 2E3		11.0101-5706.2 260097	ATE
2.0 TDI 4motion	100	05/10→08/15	←	7H-A-200001→; +PR 2E4		11.0101-7001.2 260139	ATE
3.2 4motion	173	11/03→11/09	←	07/04→; → 7H-A-050000; +PR 2E4		11.0101-5706.2 260097	ATE
			←	07/04→; +PR 2E3		11.0101-5706.2 260097	ATE
			←	7H-A-200001→; +PR 2E4		11.0101-7001.2 260139	ATE
			→	07/04→; +PR 0WR; → 7H-8-027999		11.0101-5409.2 260035	ATE
<b>Führungsbolzen, Bremssattel</b>							
1.9 TDI	62	01/06→11/09		+PR 0WR; → 7H-8-027999	2	11.8171-0008.1 990049	ATE
1.9 TDI	63	04/03→11/09		→ 7H-A-050000; +PR 2E4		11.8171-0067.1 250153	ATE
1.9 TDI	75	06/06→11/09					
1.9 TDI	77	04/03→11/09		+PR 2E3		11.8171-0067.1 250153	ATE
2.0	85	11/03→08/15					
2.0 BiFuel	85	05/11→08/15		7H-A-200001→; +PR 2E4		11.8171-0096.1 250155	ATE
2.5 TDI	96	04/03→11/09					
2.5 TDI	128	04/03→11/09					
2.5 TDI 4motion	96	07/04→11/09					
2.5 TDI 4motion	128	07/04→11/09					
3.2 V6	173	02/04→11/09					
2.0 BiTDI	132	09/09→08/15		→ 7H-A-050000; +PR 2E4		11.8171-0067.1 250153	ATE
2.0 BiTDI 4motion	132	09/09→08/15		+PR 2E3		11.8171-0067.1 250153	ATE
2.0 TDI	62	09/09→08/15					
2.0 TDI	75	09/09→08/15		7H-A-200001→; +PR 2E4		11.8171-0096.1 250155	ATE
2.0 TDI	103	09/09→08/15					
2.0 TDI 4motion	103	09/09→08/15					
2.0 TDI	84	05/11→08/15		+PR 2E3		11.8171-0067.1 250153	ATE
2.0 TSI	110	07/12→08/15					
2.0 TSI	150	05/11→08/15		+PR 2E4		11.8171-0096.1 250155	ATE
2.0 TSI 4motion	150	07/11→08/15					
2.0 TDI	100	05/10→08/15		+PR 2E3		11.8171-0067.1 250153	ATE
2.0 TDI 4motion	100	05/10→08/15		7H-A-200001→; +PR 2E4		11.8171-0096.1 250155	ATE
3.2 4motion	173	11/03→11/09		07/04→; +PR 0WR; → 7H-8-027999	2	11.8171-0008.1 990049	ATE
				07/04→; → 7H-A-050000; +PR 2E4		11.8171-0067.1 250153	ATE
				07/04→; +PR 2E3		11.8171-0067.1 250153	ATE
↓							



	kw			 	! #		
<b>VW - TRANSPORTER T5 Kasten (7HA, 7HH, 7EA, 7EH) 04/03→08/15</b>							
<b>Führungsbolzen, Bremsattel</b>							
3.2 4motion	173	11/03→11/09		7H-A-200001→; +PR 2E4		11.8171-0096.1 250155	ATE
<b>Dichtungssatz, Bremsattel</b>							
1.9 TDI	62	01/06→11/09	←	+PR 2E3		11.0441-6008.2 250038	ATE für Kolben-Ø [mm]: 60
1.9 TDI	63	04/03→11/09					
1.9 TDI	75	06/06→11/09	←	→ 7H-A-050000; +PR 2E4		11.0441-6008.2 250038	ATE für Kolben-Ø [mm]: 60
1.9 TDI	77	04/03→11/09					
2.0	85	11/03→08/15					
2.0 BiFuel	85	05/11→08/15					
2.0 BiTDI	132	09/09→08/15					
2.0 BiTDI 4motion	132	09/09→08/15					
2.0 TDI	62	09/09→08/15					
2.0 TDI	75	09/09→08/15					
2.0 TDI	103	09/09→08/15					
2.0 TDI 4motion	103	09/09→08/15					
2.5 TDI	96	04/03→11/09					
2.5 TDI	128	04/03→11/09					
2.5 TDI 4motion	96	07/04→11/09					
2.5 TDI 4motion	128	07/04→11/09					
3.2 V6	173	02/04→11/09					
2.0 TDI	84	05/11→08/15	←	+PR 2E3		11.0441-6008.2 250038	ATE für Kolben-Ø [mm]: 60
2.0 TDI	100	05/10→08/15					
2.0 TDI 4motion	100	05/10→08/15					
2.0 TSI	110	07/12→08/15					
2.0 TSI	150	05/11→08/15					
2.0 TSI 4motion	150	07/11→08/15					
3.2 4motion	173	11/03→11/09	←	07/04→; → 7H-A-050000; +PR 2E4		11.0441-6008.2 250038	ATE für Kolben-Ø [mm]: 60
			←	07/04→; +PR 2E3		11.0441-6008.2 250038	ATE für Kolben-Ø [mm]: 60
<b>Bremsschlauch</b>							
1.9 TDI	62	01/06→11/09	←	+PR 1BA / 1BB / 1BJ / 1BV / 1MG / 1MK / 1ML / 2MD / 2MF / 2MG / 2ML	2	24.5140-0514.3 331290	L= 520
1.9 TDI	63	04/03→11/09					
1.9 TDI	75	06/06→11/09	←	+PR 0WL / 0WN / 0WM / 0WP / 0WQ	2	24.5140-0514.3 331290	L= 520
1.9 TDI	77	04/03→11/09					
2.0	85	11/03→08/15	←	+PR 0WR	2	83.6113-0552.3 330864	L= 552
2.0 BiFuel	85	05/11→08/15					
2.0 BiTDI	132	09/09→08/15	←	+PR 1BH / 1BX / 1MR / 2MQ / 2MZ / 2MU / 2MT	2	83.6113-0552.3 330864	L= 552
2.0 BiTDI 4motion	132	09/09→08/15					
2.0 TDI	62	09/09→08/15	→	+PR 0E1 / 0E2 / 0WL / 0WN / 0WM / 0WP / 0WQ	2	24.5140-0194.3 331383	L= 190
2.0 TDI	75	09/09→08/15					
2.0 TDI	100	05/10→08/15	→	am Bremsattel; für Fahrzeuge mit Bremskraftregler	2	24.5140-0194.3 331383	L= 190
2.0 TDI	103	09/09→08/15					
2.0 TDI 4motion	100	05/10→08/15	→	□ / am Bremsattel; für Fahrzeuge ohne Bremskraftregler		24.5140-0240.3 330947	L= 240
2.0 TDI 4motion	103	09/09→08/15					
2.5 TDI	96	04/03→11/09	→	□ / am Bremsattel; +PR 0WR		24.5140-0240.3 330947	L= 240
2.5 TDI	128	04/03→11/09					
2.5 TDI 4motion	96	07/04→11/09	→	□ / am Bremsattel; +PR 0WR		24.5140-0241.3 330948	L= 240
2.5 TDI 4motion	128	07/04→11/09					
3.2 V6	173	02/04→11/09	→	□ / am Bremsattel; für Fahrzeuge ohne Bremskraftregler		24.5140-0241.3 330948	L= 240
			→	+PR 0WR	2	24.5237-0250.3 330880	L= 250
			→		2	24.5237-0250.3 330880	L= 250
2.0 TDI	84	05/11→08/15	←	+PR 1BA / 1BB / 1BJ / 1BV / 1MG / 1MK / 1ML / 2MD / 2MF / 2MG / 2ML	2	24.5140-0514.3 331290	L= 520
2.0 TSI	110	07/12→08/15					
2.0 TSI	150	05/11→08/15	←	+PR 1BH / 1BX / 1MR / 2MQ / 2MZ / 2MU / 2MT	2	83.6113-0552.3 330864	L= 552
2.0 TSI 4motion	150	07/11→08/15					
			→		2	24.5140-0194.3 331383	L= 190
3.2 4motion	173	11/03→11/09	←	07/04→; +PR 0WL / 0WN / 0WM / 0WP / 0WQ	2	24.5140-0514.3 331290	L= 520
			←	07/04→; +PR 1BA / 1BB / 1BJ / 1BV / 1MG / 1MK / 1ML / 2MD / 2MF / 2MG / 2ML	2	24.5140-0514.3 331290	L= 520
			←	07/04→; +PR 0WR	2	83.6113-0552.3 330864	L= 552
			←	07/04→; +PR 1BH / 1BX / 1MR / 2MQ / 2MZ / 2MU / 2MT	2	83.6113-0552.3 330864	L= 552
			→	am Bremsattel; 07/04→; für Fahrzeuge mit Bremskraftregler	2	24.5140-0194.3 331383	L= 190
			→	07/04→; +PR 0E1 / 0E2 / 0WL / 0WN / 0WM / 0WP / 0WQ	2	24.5140-0194.3 331383	L= 190
			→	□ / am Bremsattel; 07/04→; für Fahrzeuge ohne Bremskraftregler		24.5140-0240.3 330947	L= 240
			→	□ / am Bremsattel; 07/04→; +PR 0WR		24.5140-0240.3 330947	L= 240
			→	□ / am Bremsattel; 07/04→; +PR 0WR		24.5140-0241.3 330948	L= 240










	kw			 	! #		
<b>VW - TRANSPORTER T5 Kasten (7HA, 7HH, 7EA, 7EH) 04/03→08/15</b>							
 <b>Bremsschlauch</b>							
3.2 4motion	173	11/03→11/09	➡	☐ / am Bremsattel; 07/04→; für Fahrzeuge ohne Bremskraftregler		24.5140-0241.3 330948	L= 240
			➡	07/04→	2	24.5237-0250.3 330880	L= 250
			➡	07/04→; +PR OWR	2	24.5237-0250.3 330880	L= 250
<b>VW - TRANSPORTER T5 Pritsche/Fahrgestell (7JD, 7JE, 7JL, 7JY, 7JZ 04/03→08/15</b>							
 <b>Bremsattel</b>							
1.9 TDI	62	01/06→11/09	←	☐; 7J-A-200001→; +PR 2E4		24.3441-9933.5 241141	ATE - Halter
1.9 TDI	63	04/03→11/09	←	☐; 7J-A-200001→; +PR 2E4		24.3441-9934.5 241142	ATE - Halter
1.9 TDI	75	06/06→11/09	←	☐; 7J-A-200001→; +PR 2E4		24.3441-9934.5 241142	ATE - Halter
1.9 TDI	77	04/03→11/09	←	☐; → 7J-A-010000; +PR 2E4		24.3601-9721.5 241052	ATE - Halter
2.0	85	11/03→05/13	←	☐; → 7J-A-010000; +PR 2E4		24.3601-9722.5 241053	ATE - Halter
2.0 CNG	85	11/03→05/11	←	☐; → 7J-A-010000; +PR 2E4		24.3601-9722.5 241053	ATE - Halter
2.5 TDI	96	04/03→11/09	←	☐; +PR 2E3		24.3601-9947.5 240597	ATE - Halter
2.5 TDI	128	04/03→11/09	←	☐; +PR 2E3		24.3601-9948.5 240598	ATE - Halter
2.5 TDI 4motion	96	07/04→11/09	←	☐; +PR 2E3		24.3601-9948.5 240598	ATE - Halter
3.2 V6	173	08/03→05/06	➡	☐; → 7J-A-010000; +PR 2E3 / 2E4		24.3414-1711.5 240852	TRW - Halter
			➡	☐; 7J-A-200001→		24.3414-1711.5 240852	TRW - Halter
			➡	☐; 7J-8-000789→ 7J-8-030000; +PR OWR / OE0 / OE9		24.3414-1711.5 240852	TRW - Halter
			➡	☐; 7J-8-000789→ 7J-8-030000; +PR OWR / OE0 / OE9		24.3414-1712.5 240853	TRW - Halter
			➡	☐; 7J-A-200001→		24.3414-1712.5 240853	TRW - Halter
			➡	☐; → 7J-A-010000; +PR 2E3 / 2E4		24.3414-1712.5 240853	TRW - Halter
			➡	☐; → 7J-8-000788; +PR OWR / OE0 / OE9		24.3441-9949.5 241090	ATE - Halter
			➡	☐; → 7J-8-000788; +PR OWR / OE0 / OE9		24.3441-9950.5 241091	ATE - Halter
2.0 BiTDI	132	09/09→08/15	←	☐; 7J-A-200001→; +PR 2E4		24.3441-9933.5 241141	ATE - Halter
2.0 BiTDI 4motion	132	09/09→08/15	←	☐; 7J-A-200001→; +PR 2E4		24.3441-9934.5 241142	ATE - Halter
2.0 TDI	62	09/09→08/15	←	☐; 7J-A-200001→; +PR 2E4		24.3441-9934.5 241142	ATE - Halter
2.0 TDI	75	09/09→08/15	←	☐; → 7J-A-010000; +PR 2E4		24.3601-9721.5 241052	ATE - Halter
2.0 TDI	103	09/09→08/15	←	☐; → 7J-A-010000; +PR 2E4		24.3601-9722.5 241053	ATE - Halter
2.0 TDI 4motion	103	09/09→08/15	←	☐; → 7J-A-010000; +PR 2E4		24.3601-9722.5 241053	ATE - Halter
			←	☐; +PR 2E3		24.3601-9947.5 240597	ATE - Halter
			←	☐; +PR 2E3		24.3601-9948.5 240598	ATE - Halter
			➡	☐; → 7J-A-010000; +PR 2E3 / 2E4		24.3414-1711.5 240852	TRW - Halter
			➡	☐; 7J-A-200001→		24.3414-1711.5 240852	TRW - Halter
			➡	☐; → 7J-A-010000; +PR 2E3 / 2E4		24.3414-1712.5 240853	TRW - Halter
			➡	☐; 7J-A-200001→		24.3414-1712.5 240853	TRW - Halter
2.0 TDI	84	05/11→08/15	←	☐; +PR 2E4		24.3441-9933.5 241141	ATE - Halter
2.0 TDI	100	05/10→08/15	←	☐; +PR 2E4		24.3441-9934.5 241142	ATE - Halter
2.0 TDI 4motion	100	05/10→08/15	←	☐; +PR 2E4		24.3441-9934.5 241142	ATE - Halter
2.0 TSI	110	07/12→08/15	←	☐; +PR 2E3		24.3601-9947.5 240597	ATE - Halter
			←	☐; +PR 2E3		24.3601-9948.5 240598	ATE - Halter
			➡	☐		24.3414-1711.5 240852	TRW - Halter
			➡	☐		24.3414-1712.5 240853	TRW - Halter
2.5 TDI 4motion	128	04/04→11/09	←	☐; 7J-A-200001→; +PR 2E4		24.3441-9933.5 241141	ATE - Halter
			←	☐; 7J-A-200001→; +PR 2E4		24.3441-9934.5 241142	ATE - Halter
			←	☐; 07/04→; → 7J-A-010000; +PR 2E4		24.3601-9721.5 241052	ATE - Halter
			←	☐; 07/04→; → 7J-A-010000; +PR 2E4		24.3601-9722.5 241053	ATE - Halter
			←	☐; 07/04→; +PR 2E3		24.3601-9947.5 240597	ATE - Halter
			←	☐; 07/04→; +PR 2E3		24.3601-9948.5 240598	ATE - Halter
			➡	☐; 07/04→; → 7J-A-010000; +PR 2E3 / 2E4		24.3414-1711.5 240852	TRW - Halter
			➡	☐; 7J-8-000789→ 7J-8-030000; +PR OWR / OE0 / OE9		24.3414-1711.5 240852	TRW - Halter
			➡	☐; 7J-A-200001→		24.3414-1711.5 240852	TRW - Halter
			➡	☐; 7J-8-000789→ 7J-8-030000; +PR OWR / OE0 / OE9		24.3414-1712.5 240853	TRW - Halter
			➡	☐; 7J-A-200001→		24.3414-1712.5 240853	TRW - Halter
			➡	☐; 07/04→; → 7J-A-010000; +PR 2E3 / 2E4		24.3414-1712.5 240853	TRW - Halter
↓							

























	kW					! #			
<b>VW - TRANSPORTER T5 Pritsche/Fahrgestell (7JD, 7JE, 7JL, 7JY, 7JZ 04/03→08/15)</b>									
<b>Bremssattel</b>									
2.5 TDI 4motion	128	04/04→11/09	➡	☐; 07/04→; → 7J-8-000788; +PR OWR / 0E0 / 0E9			24.3441-9949.5	241090	ATE - Halter
			➡	☐; 07/04→; → 7J-8-000788; +PR OWR / 0E0 / 0E9			24.3441-9950.5	241091	ATE - Halter
<b>Halter, Bremssattel</b>									
1.9 TDI	62	01/06→11/09	←	→ 7J-A-010000; +PR 2E4			11.8170-0955.1	260109	ATE
1.9 TDI	63	04/03→11/09	➡	→ 7J-8-000788; +PR OWR / 0E0 / 0E9	2		11.0230-0811.1	260137	ATE
1.9 TDI	75	06/06→11/09							
1.9 TDI	77	04/03→11/09							
2.0	85	11/03→05/13							
2.0 CNG	85	11/03→05/11							
2.5 TDI	96	04/03→11/09							
2.5 TDI	128	04/03→11/09							
2.5 TDI 4motion	96	07/04→11/09							
3.2 V6	173	08/03→05/06							
2.0 BiTDI	132	09/09→08/15	←	→ 7J-A-010000; +PR 2E4			11.8170-0955.1	260109	ATE
2.0 BiTDI 4motion	132	09/09→08/15							
2.0 TDI	62	09/09→08/15							
2.0 TDI	75	09/09→08/15							
2.0 TDI	103	09/09→08/15							
2.0 TDI 4motion	103	09/09→08/15							
2.5 TDI 4motion	128	04/04→11/09	←	07/04→; → 7J-A-010000; +PR 2E4			11.8170-0955.1	260109	ATE
			➡	07/04→; → 7J-8-000788; +PR OWR / 0E0 / 0E9	2		11.0230-0811.1	260137	ATE
<b>Feder, Bremssattel</b>									
1.9 TDI	62	01/06→11/09		7J-A-200001→; +PR 2E4	2		11.8116-0126.2	390608	ATE
1.9 TDI	63	04/03→11/09		→ 7J-A-010000; +PR 2E4	2		11.8116-0237.1	390509	ATE
1.9 TDI	75	06/06→11/09					11.8116-0367.1	390600	ATE
1.9 TDI	77	04/03→11/09							
2.0	85	11/03→05/13		+PR 2E3	2		11.8116-0237.1	390509	ATE
2.0 CNG	85	11/03→05/11		→ 7J-8-000788; +PR OWR / 0E0 / 0E9	2		11.8116-0310.1	390611	ATE
2.5 TDI	96	04/03→11/09							
2.5 TDI	128	04/03→11/09							
2.5 TDI 4motion	96	07/04→11/09							
3.2 V6	173	08/03→05/06							
2.0 BiTDI	132	09/09→08/15		7J-A-200001→; +PR 2E4	2		11.8116-0126.2	390608	ATE
2.0 BiTDI 4motion	132	09/09→08/15		→ 7J-A-010000; +PR 2E4	2		11.8116-0237.1	390509	ATE
2.0 TDI	62	09/09→08/15					11.8116-0367.1	390600	ATE
2.0 TDI	75	09/09→08/15							
2.0 TDI	103	09/09→08/15		+PR 2E3	2		11.8116-0237.1	390509	ATE
2.0 TDI 4motion	103	09/09→08/15							
2.0 TDI	84	05/11→08/15		+PR 2E4	2		11.8116-0126.2	390608	ATE
2.0 TDI	100	05/10→08/15		+PR 2E3	2		11.8116-0237.1	390509	ATE
2.0 TDI 4motion	100	05/10→08/15							
2.0 TSI	110	07/12→08/15							
2.5 TDI 4motion	128	04/04→11/09		7J-A-200001→; +PR 2E4	2		11.8116-0126.2	390608	ATE
				07/04→; → 7J-A-010000; +PR 2E4	2		11.8116-0237.1	390509	ATE
							11.8116-0367.1	390600	ATE
				07/04→; +PR 2E3	2		11.8116-0237.1	390509	ATE
				07/04→; → 7J-8-000788; +PR OWR / 0E0 / 0E9	2		11.8116-0310.1	390611	ATE
<b>Führungshülzensatz, Bremssattel</b>									
1.9 TDI	62	01/06→11/09	←	→ 7J-A-010000; +PR 2E4			11.0101-5706.2	260097	ATE
1.9 TDI	63	04/03→11/09	←	+PR 2E3			11.0101-5706.2	260097	ATE
1.9 TDI	75	06/06→11/09	←						
1.9 TDI	77	04/03→11/09	←	7J-A-200001→; +PR 2E4			11.0101-7001.2	260139	ATE
2.0	85	11/03→05/13	➡	→ 7J-8-000788; +PR OWR / 0E0 / 0E9			11.0101-5409.2	260035	ATE
2.0 CNG	85	11/03→05/11							
2.5 TDI	96	04/03→11/09							
2.5 TDI	128	04/03→11/09							
2.5 TDI 4motion	96	07/04→11/09							
3.2 V6	173	08/03→05/06							
2.0 BiTDI	132	09/09→08/15	←	→ 7J-A-010000; +PR 2E4			11.0101-5706.2	260097	ATE
2.0 BiTDI 4motion	132	09/09→08/15	←	+PR 2E3			11.0101-5706.2	260097	ATE
2.0 TDI	62	09/09→08/15	←						
2.0 TDI	75	09/09→08/15	←	7J-A-200001→; +PR 2E4			11.0101-7001.2	260139	ATE
2.0 TDI	103	09/09→08/15							
2.0 TDI 4motion	103	09/09→08/15							
2.0 TDI	84	05/11→08/15	←	+PR 2E3			11.0101-5706.2	260097	ATE
2.0 TDI	100	05/10→08/15	←	+PR 2E4			11.0101-7001.2	260139	ATE
2.0 TDI 4motion	100	05/10→08/15							
2.0 TSI	110	07/12→08/15							
2.5 TDI 4motion	128	04/04→11/09	←	07/04→; → 7J-A-010000; +PR 2E4			11.0101-5706.2	260097	ATE
			←	07/04→; +PR 2E3			11.0101-5706.2	260097	ATE































	kw					! #		
<b>VW - TRANSPORTER T5 Pritsche/Fahrgestell (7JD, 7JE, 7JL, 7JY, 7JZ 04/03→08/15)</b>								
<b>Führungshülzensatz, Bremsattel</b>								
2.5 TDI 4motion	128	04/04→11/09	←	7J-A-200001→; +PR 2E4		11.0101-7001.2	260139	ATE
			→	07/04→; → 7J-8-000788; +PR OWR / 0E0 / 0E9		11.0101-5409.2	260035	ATE
<b>Führungsbolzen, Bremsattel</b>								
1.9 TDI	62	01/06→11/09		→ 7J-8-000788; +PR OWR / 0E0 / 0E9	2	11.8171-0008.1	990049	ATE
1.9 TDI	63	04/03→11/09		→ 7J-A-010000; +PR 2E4		11.8171-0067.1	250153	ATE
1.9 TDI	75	06/06→11/09						
1.9 TDI	77	04/03→11/09		+PR 2E3		11.8171-0067.1	250153	ATE
2.0	85	11/03→05/13		7J-A-200001→; +PR 2E4		11.8171-0096.1	250155	ATE
2.0 CNG	85	11/03→05/11						
2.5 TDI	96	04/03→11/09						
2.5 TDI	128	04/03→11/09						
2.5 TDI 4motion	96	07/04→11/09						
3.2 V6	173	08/03→05/06						
2.0 BiTDI	132	09/09→08/15		→ 7J-A-010000; +PR 2E4		11.8171-0067.1	250153	ATE
2.0 BiTDI 4motion	132	09/09→08/15		+PR 2E3		11.8171-0067.1	250153	ATE
2.0 TDI	62	09/09→08/15						
2.0 TDI	75	09/09→08/15		7J-A-200001→; +PR 2E4		11.8171-0096.1	250155	ATE
2.0 TDI	103	09/09→08/15						
2.0 TDI 4motion	103	09/09→08/15						
2.0 TDI	84	05/11→08/15		+PR 2E3		11.8171-0067.1	250153	ATE
2.0 TDI	100	05/10→08/15		+PR 2E4		11.8171-0096.1	250155	ATE
2.0 TDI 4motion	100	05/10→08/15						
2.0 TSI	110	07/12→08/15						
2.5 TDI 4motion	128	04/04→11/09		07/04→; → 7J-8-000788; +PR OWR / 0E0 / 0E9	2	11.8171-0008.1	990049	ATE
				07/04→; → 7J-A-010000; +PR 2E4		11.8171-0067.1	250153	ATE
				07/04→; +PR 2E3		11.8171-0067.1	250153	ATE
				7J-A-200001→; +PR 2E4		11.8171-0096.1	250155	ATE
<b>Dichtungssatz, Bremsattel</b>								
1.9 TDI	62	01/06→11/09	←	→ 7J-A-010000; +PR 2E4		11.0441-6008.2	250038	ATE für Kolben-Ø [mm]: 60
1.9 TDI	63	04/03→11/09	←					
1.9 TDI	75	06/06→11/09	←	+PR 2E3		11.0441-6008.2	250038	ATE für Kolben-Ø [mm]: 60
1.9 TDI	77	04/03→11/09						
2.0	85	11/03→05/13						
2.0 BiTDI	132	09/09→08/15						
2.0 BiTDI 4motion	132	09/09→08/15						
2.0 CNG	85	11/03→05/11						
2.0 TDI	62	09/09→08/15						
2.0 TDI	75	09/09→08/15						
2.0 TDI	103	09/09→08/15						
2.0 TDI 4motion	103	09/09→08/15						
2.5 TDI	96	04/03→11/09						
2.5 TDI	128	04/03→11/09						
2.5 TDI 4motion	96	07/04→11/09						
3.2 V6	173	08/03→05/06						
2.0 TDI	84	05/11→08/15	←	+PR 2E3		11.0441-6008.2	250038	ATE für Kolben-Ø [mm]: 60
2.0 TDI	100	05/10→08/15						
2.0 TDI 4motion	100	05/10→08/15						
2.0 TSI	110	07/12→08/15						
2.5 TDI 4motion	128	04/04→11/09	←	07/04→; → 7J-A-010000; +PR 2E4		11.0441-6008.2	250038	ATE für Kolben-Ø [mm]: 60
			←	07/04→; +PR 2E3		11.0441-6008.2	250038	ATE für Kolben-Ø [mm]: 60
<b>Bremsschlauch</b>								
1.9 TDI	62	01/06→11/09	←	+PR 1BA / 1BB / 1BJ / 1BV / 1MG / 1MK / 1ML / 2MD / 2MF / 2MG / 2ML	2	24.5140-0514.3	331290	L= 520
1.9 TDI	63	04/03→11/09	←					
1.9 TDI	75	06/06→11/09	←	+PR 0WL / 0WN / 0WM / 0WP / 0WQ	2	24.5140-0514.3	331290	L= 520
1.9 TDI	77	04/03→11/09	←					
2.0	85	11/03→05/13	←	+PR 0WR	2	83.6113-0552.3	330864	L= 552
2.0 BiTDI	132	09/09→08/15	←	+PR 1BH / 1BX / 1MR / 2MQ / 2MZ / 2MU / 2MT	2	83.6113-0552.3	330864	L= 552
2.0 BiTDI 4motion	132	09/09→08/15	←					
2.0 CNG	85	11/03→05/11	→	+PR 0E1 / 0E2 / 0WL / 0WN / 0WM / 0WP / 0WQ	2	24.5140-0194.3	331383	L= 190
2.0 TDI	62	09/09→08/15	→					
2.0 TDI	75	09/09→08/15	→					
2.0 TDI	100	05/10→08/15	→	am Bremsattel; für Fahrzeuge mit Bremskraftregler	2	24.5140-0194.3	331383	L= 190
2.0 TDI	103	09/09→08/15	→					
2.0 TDI 4motion	100	05/10→08/15	→	□ / am Bremsattel; für Fahrzeuge ohne Bremskraftregler		24.5140-0240.3	330947	L= 240
2.0 TDI 4motion	103	09/09→08/15	→					
2.5 TDI	96	04/03→11/09	→	□ / am Bremsattel; +PR 0WR		24.5140-0240.3	330947	L= 240
2.5 TDI	128	04/03→11/09	→					
2.5 TDI 4motion	96	07/04→11/09	→	□ / am Bremsattel; +PR 0WR		24.5140-0241.3	330948	L= 240
3.2 V6	173	08/03→05/06	→	□ / am Bremsattel; für Fahrzeuge ohne Bremskraftregler		24.5140-0241.3	330948	L= 240
			→	+PR 0WR	2	24.5237-0250.3	330880	L= 250
			→		2	24.5237-0250.3	330880	L= 250

















	kw					! #		
<b>VW - TRANSPORTER T5 Pritsche/Fahrgestell (7JD, 7JE, 7JL, 7JY, 7JZ 04/03→08/15)</b>								
 <b>Bremsschlauch</b>								
2.0 TDI 2.0 TSI	84 110	05/11→08/15 07/12→08/15	←	+PR 1BA / 1BB / 1BJ / 1BV / 1MG / 1MK / 1ML / 2MD / 2MF / 2MG / 2ML	2	24.5140-0514.3	331290	L= 520
			←	+PR OWL / 0WN / 0WM / 0WP / 0WQ	2	24.5140-0514.3	331290	L= 520
			←	+PR OWR	2	83.6113-0552.3	330864	L= 552
			←	+PR 1BH / 1BX / 1MR / 2MQ / 2MZ / 2MU / 2MT	2	83.6113-0552.3	330864	L= 552
			→	am Bremssattel; für Fahrzeuge mit Bremskraftregler	2	24.5140-0194.3	331383	L= 190
			→		2	24.5140-0194.3	331383	L= 190
			→			24.5237-0250.3	330880	L= 250
			→	 / am Bremssattel; für Fahrzeuge ohne Bremskraftregler		24.5140-0240.3	330947	L= 240
			→	 / am Bremssattel; +PR OWR		24.5140-0240.3	330947	L= 240
			→	 / am Bremssattel; +PR OWR		24.5140-0241.3	330948	L= 240
			→	 / am Bremssattel; für Fahrzeuge ohne Bremskraftregler		24.5140-0241.3	330948	L= 240
			→	+PR OWR	2	24.5237-0250.3	330880	L= 250
2.5 TDI 4motion	128	04/04→11/09	←	07/04→; +PR OWL / 0WN / 0WM / 0WP / 0WQ	2	24.5140-0514.3	331290	L= 520
			←	07/04→; +PR 1BA / 1BB / 1BJ / 1BV / 1MG / 1MK / 1ML / 2MD / 2MF / 2MG / 2ML	2	24.5140-0514.3	331290	L= 520
			←	07/04→; +PR OWR	2	83.6113-0552.3	330864	L= 552
			←	07/04→; +PR 1BH / 1BX / 1MR / 2MQ / 2MZ / 2MU / 2MT	2	83.6113-0552.3	330864	L= 552
			→	am Bremssattel; 07/04→; für Fahrzeuge mit Bremskraftregler	2	24.5140-0194.3	331383	L= 190
			→	07/04→; +PR OE1 / OE2 / OWL / 0WN / 0WM / 0WP / 0WQ	2	24.5140-0194.3	331383	L= 190
			→	 / am Bremssattel; 07/04→; für Fahrzeuge ohne Bremskraftregler		24.5140-0240.3	330947	L= 240
			→	 / am Bremssattel; 07/04→; +PR OWR		24.5140-0240.3	330947	L= 240
			→	 / am Bremssattel; 07/04→; +PR OWR		24.5140-0241.3	330948	L= 240
			→	 / am Bremssattel; 07/04→; für Fahrzeuge ohne Bremskraftregler		24.5140-0241.3	330948	L= 240
						→	07/04→	2
			→	07/04→; +PR OWR	2	24.5237-0250.3	330880	L= 250
<b>VW - TRANSPORTER T6 Kasten (SGA, SGH, SHA, SHH) 04/15→</b>								
 <b>Bremssattel</b>								
2.0 TDI	62	04/15→06/16	←	 ; Felgenreöße [Zoll]: 17		24.3441-9933.5	241141	ATE - Halter
2.0 TDI	66	10/19→						
2.0 TDI	75	04/15→	←	 ; Felgenreöße [Zoll]: 17		24.3441-9934.5	241142	ATE - Halter
2.0 TDI	81	07/19→	←	 ; Felgenreöße [Zoll]: 16		24.3601-9947.5	240597	ATE - Halter
2.0 TDI	84	05/16→						
2.0 TDI	103	04/15→	←	 ; Felgenreöße [Zoll]: 16		24.3601-9948.5	240598	ATE - Halter
2.0 TDI	110	04/15→	→			24.3414-1711.5	240852	TRW - Halter
2.0 TDI	132	04/15→	→			24.3414-1712.5	240853	TRW - Halter
2.0 TDI	146	08/18→	→					
2.0 TDI	150	06/15→						
2.0 TDI 4motion	103	06/15→						
2.0 TDI 4motion	110	08/15→						
2.0 TDI 4motion	132	06/15→						
2.0 TDI 4motion	146	08/18→						
2.0 TDI 4motion	150	06/15→						
2.0 TSI	110	04/15→						
2.0 TSI	150	04/15→						
2.0 TSI 4motion	150	06/15→						
ABT e-Transporter	83	01/20→						
<b>Feder, Bremssattel</b>								
2.0 TDI	62	04/15→06/16		Felgenreöße [Zoll]: 17	2	11.8116-0126.2	390608	ATE
2.0 TDI	75	04/15→						
2.0 TDI	84	05/16→		Felgenreöße [Zoll]: 16	2	11.8116-0237.1	390509	ATE
2.0 TDI	103	04/15→						
2.0 TDI	110	04/15→						
2.0 TDI	132	04/15→						
2.0 TDI	150	06/15→						
2.0 TDI 4motion	103	06/15→						
2.0 TDI 4motion	110	08/15→						
↓								

	kW				! #		
<b>VW - TRANSPORTER T6 Kasten (SGA, SGH, SHA, SHH) 04/15→</b>							
<b>Feder, Bremssattel</b>							
2.0 TDI 4motion	132	06/15→		Felgenreöße [Zoll]: 17	2	11.8116-0126.2 390608	ATE
2.0 TDI 4motion	150	06/15→		Felgenreöße [Zoll]: 16	2	11.8116-0237.1 390509	ATE
2.0 TSI	110	04/15→					
2.0 TSI	150	04/15→					
2.0 TSI 4motion	150	06/15→					
2.0 TDI	66	10/19→	←	Felgenreöße [Zoll]: 17	2	11.8116-0126.2 390608	ATE
2.0 TDI	81	07/19→	←	Felgenreöße [Zoll]: 16	2	11.8116-0237.1 390509	ATE
2.0 TDI	146	08/18→					
2.0 TDI 4motion	146	08/18→					
ABT e-Transporter	83	01/20→					
<b>Bremsschlauch</b>							
2.0 TDI	62	04/15→06/16	←	verstärkte Dämpfung; +PR 1BA / 1BB / 1BC / 1BJ / 1BL / 1BV / 2MD / 2MF / 2MG / 2MH / 2MK / 2ML	2	24.5140-0514.3 331290	L= 520
2.0 TDI	66	10/19→					
2.0 TDI	75	04/15→	←	normale Dämpfung; +PR 1BH / 1BX / 2MQ / 2MR / 2MT / 2MU	2	83.6113-0552.3 330864	L= 552
2.0 TDI	81	07/19→					
2.0 TDI	84	05/16→					
2.0 TDI	103	04/15→					
2.0 TDI	110	04/15→					
2.0 TDI	132	04/15→	→		2	24.5237-0250.3 330880	L= 250
2.0 TDI	146	08/18→					
2.0 TDI	150	06/15→					
2.0 TDI 4motion	103	06/15→					
2.0 TDI 4motion	110	08/15→					
2.0 TDI 4motion	132	06/15→					
2.0 TDI 4motion	146	08/18→					
2.0 TDI 4motion	150	06/15→					
2.0 TSI	110	04/15→					
2.0 TSI	150	04/15→					
2.0 TSI 4motion	150	06/15→					
ABT e-Transporter	83	01/20→					
<b>VW - TRANSPORTER T6 Pritsche/Fahrgestell (SFD, SFE, SFL, SFZ, SJD 04/15→</b>							
<b>Bremssattel</b>							
2.0 TDI	62	04/15→06/16	←	☐; Felgenreöße [Zoll]: 17		24.3441-9933.5 241141	ATE - Halter
2.0 TDI	66	10/19→					
2.0 TDI	75	04/15→	←	☐; Felgenreöße [Zoll]: 17		24.3441-9934.5 241142	ATE - Halter
2.0 TDI	81	07/19→	←	☐; Felgenreöße [Zoll]: 16		24.3601-9947.5 240597	ATE - Halter
2.0 TDI	84	05/16→					
2.0 TDI	103	04/15→	←	☐; Felgenreöße [Zoll]: 16		24.3601-9948.5 240598	ATE - Halter
2.0 TDI	110	08/15→	→	☐		24.3414-1711.5 240852	TRW - Halter
2.0 TDI	132	04/15→					
2.0 TDI	146	08/19→	→	☐		24.3414-1712.5 240853	TRW - Halter
2.0 TDI	150	05/16→					
2.0 TDI 4motion	103	06/15→					
2.0 TDI 4motion	110	05/16→					
2.0 TDI 4motion	132	06/15→					
2.0 TDI 4motion	146	08/19→					
2.0 TDI 4motion	150	05/16→					
2.0 TSI	110	04/15→					
<b>Feder, Bremssattel</b>							
2.0 TDI	62	04/15→06/16		Felgenreöße [Zoll]: 17	2	11.8116-0126.2 390608	ATE
2.0 TDI	75	04/15→		Felgenreöße [Zoll]: 16	2	11.8116-0237.1 390509	ATE
2.0 TDI	103	04/15→					
2.0 TDI	110	08/15→					
2.0 TDI	132	04/15→					
2.0 TDI	150	05/16→					
2.0 TDI 4motion	103	06/15→					
2.0 TDI 4motion	110	05/16→					
2.0 TDI 4motion	132	06/15→					
2.0 TDI 4motion	150	05/16→					
2.0 TSI	110	04/15→					
2.0 TDI	66	10/19→	←	Felgenreöße [Zoll]: 17	2	11.8116-0126.2 390608	ATE
2.0 TDI	81	07/19→	←	Felgenreöße [Zoll]: 16	2	11.8116-0237.1 390509	ATE
2.0 TDI	84	05/16→					
2.0 TDI	146	08/19→					
2.0 TDI 4motion	146	08/19→					
<b>Bremsschlauch</b>							
2.0 TDI	62	04/15→06/16	←	verstärkte Dämpfung; +PR 1BA / 1BB / 1BC / 1BJ / 1BL / 1BV / 2MD / 2MF / 2MG / 2MH / 2MK / 2ML	2	24.5140-0514.3 331290	L= 520
2.0 TDI	66	10/19→					
2.0 TDI	75	04/15→	←	normale Dämpfung; +PR 1BH / 1BX / 2MQ / 2MR / 2MT / 2MU	2	83.6113-0552.3 330864	L= 552
2.0 TDI	81	07/19→					
2.0 TDI	84	05/16→					
2.0 TDI	103	04/15→					
2.0 TDI	110	08/15→					
2.0 TDI	132	04/15→	→		2	24.5237-0250.3 330880	L= 250
2.0 TDI	146	08/19→					
2.0 TDI	150	05/16→					
2.0 TDI 4motion	103	06/15→					

	kw					! #		
<b>VW - TRANSPORTER T6 Pritsche/Fahrgestell (SFD, SFE, SFL, SFZ, SJD 04/15→</b>								
 <b>Bremsschlauch</b>								
2.0 TDI 4motion	110	05/16→	←	verstärkte Dämpfung; +PR 1BA / 1BB / 1BC / 1BJ / 1BL / 1BV / 2MD / 2MF / 2MG / 2MH / 2MK / 2ML	2	24.5140-0514.3	331290	L= 520
2.0 TDI 4motion	132	06/15→						
2.0 TDI 4motion	146	08/19→						
2.0 TDI 4motion	150	05/16→	←	normale Dämpfung; +PR 1BH / 1BX / 2MQ / 2MR / 2MT / 2MU	2	83.6113-0552.3	330864	L= 552
2.0 TSI	110	04/15→						
			→		2	24.5237-0250.3	330880	L= 250
<b>VW - T-ROC (A11) 07/17→</b>								
 <b>Bremssattel</b>								
1.0 TSI	85	07/17→	→	☐; 09/17→; +PR 1KE		24.6238-7023.5	241241	ATE - Halter + eFSB
2.0 TSI 4motion	140	07/17→	→	☐; 09/17→; +PR 1KE		24.6238-7024.5	241242	ATE - Halter + eFSB
			→	☐; 09/17→; +PR 1KE		24.6238-7048.5	241182	ATE - Halter + eFSB
			→	☐; +PR 1KE		24.6238-7047.5	241181	ATE - Halter + eFSB
1.5 TSI	110	11/17→	→	☐; +PR 1KE		24.6238-7023.5	241241	ATE - Halter + eFSB
1.5 TSI 4motion	110	05/18→				24.6238-7047.5	241181	ATE - Halter + eFSB
1.6 TDI	85	03/18→				24.6238-7047.5	241181	ATE - Halter + eFSB
2.0 R 4motion	221	09/19→	→	☐; +PR 1KE		24.6238-7024.5	241242	ATE - Halter + eFSB
2.0 TDI	110	03/18→				24.6238-7048.5	241182	ATE - Halter + eFSB
2.0 TDI 4motion	110	09/17→				24.6238-7048.5	241182	ATE - Halter + eFSB
2.0 TDI 4motion	140	07/19→						
<b>VW - UP! (121, 122, BL1, BL2, BL3, 123) 08/11→</b>								
 <b>Bremssattel</b>								
1.0	44	08/11→08/20	←	☐; 12/11→; +PR 1LA / 1ZQ		24.3541-9549.5	241023	ATE - Halter
1.0	55	08/11→11/19	←	☐; 12/11→; +PR 1LA / 1ZQ		24.3541-9550.5	241024	ATE - Halter
1.0 EcoFuel	50	11/12→08/20	←	☐; +PR 1LA / 1ZQ		24.3541-9549.5	241023	ATE - Halter
1.0 GTI	85	11/17→08/20						
1.0 TSI	66	05/16→09/18	←	☐; +PR 1LA / 1ZQ		24.3541-9550.5	241024	ATE - Halter
e-Up	60	07/13→	←	☐; 09/13→; +PR 1LA / 1ZQ		24.3541-9549.5	241023	ATE - Halter
e-Up	61	07/13→	←	☐; 09/13→; +PR 1LA / 1ZQ		24.3541-9550.5	241024	ATE - Halter
<b>Führungshülzensatz, Bremssattel</b>								
1.0	44	08/11→08/20	←	12/11→; +PR 1LA / 1ZQ		11.0101-5409.2	260035	ATE
1.0	55	08/11→11/19						
1.0 EcoFuel	50	11/12→08/20	←	+PR 1LA / 1ZQ		11.0101-5409.2	260035	ATE
1.0 GTI	85	11/17→08/20						
1.0 TSI	66	05/16→09/18						
e-Up	60	07/13→	←	09/13→; +PR 1LA / 1ZQ		11.0101-5409.2	260035	ATE
e-Up	61	07/13→						
<b>Führungsbolzen, Bremssattel</b>								
1.0	44	08/11→08/20		12/11→; +PR 1LA / 1ZQ	2	11.8171-0008.1	990049	ATE
1.0	55	08/11→11/19						
1.0 EcoFuel	50	11/12→08/20		+PR 1LA / 1ZQ	2	11.8171-0008.1	990049	ATE
1.0 GTI	85	11/17→08/20						
1.0 TSI	66	05/16→09/18						
e-Up	60	07/13→		09/13→; +PR 1LA / 1ZQ	2	11.8171-0008.1	990049	ATE
e-Up	61	07/13→						
 <b>Bremsschlauch</b>								
1.0	44	08/11→08/20	←		2	24.5143-0515.3	331564	L= 515
1.0	55	08/11→11/19						
1.0 EcoFuel	50	11/12→08/20						
1.0 GTI	85	11/17→08/20						
1.0 TSI	66	05/16→09/18						
e-Up	60	07/13→						
e-Up	61	07/13→						
<b>VW - VENTO (1H2) 11/91→09/98</b>								
 <b>Bremssattel</b>								
1.4	40	11/91→09/98	←	☐; 05/96→ 09/96; + ABS		24.3541-1609.5	240039	TRW - Halter
1.4	44	11/91→09/98						
1.9 D	48	11/91→09/98	←	☐; 05/96→ 09/96; + ABS		24.3541-1610.5	240040	TRW - Halter
1.6	55	09/92→09/98	←	☐; 1H-S-430001→; Vollautomatik		24.3541-1739.5	240223	TRW - Halter
			←	☐; 1H-S-430001→; Vollautomatik		24.3541-1740.5	240224	TRW - Halter
1.6	74	10/94→09/98	←	☐		24.3541-1609.5	240039	TRW - Halter
						24.3541-1739.5	240223	TRW - Halter
			←	☐		24.3541-1610.5	240040	TRW - Halter
						24.3541-1740.5	240224	TRW - Halter
↓								

	kw			 	! #			
<b>VW - VENTO (1H2) 11/91→09/98</b>								
<b> Bremssattel</b>								
1.6	74	10/94→09/98	→	☐		24.3384-1707.5	240171	TRW - Halter
			→	☐		24.3384-1708.5	240172	TRW - Halter
1.8	55	11/91→09/98	←	☐; 01/92→; Vollautomatik		24.3541-1739.5	240223	TRW - Halter
			←	☐; 01/92→; Vollautomatik		24.3541-1740.5	240224	TRW - Halter
1.8	66	11/91→09/98	←	☐; 01/92→		24.3541-1609.5	240039	TRW - Halter
			←	☐; 01/92→		24.3541-1610.5	240040	TRW - Halter
			←	☐; 1H-S-430001→		24.3541-1739.5	240223	TRW - Halter
			←	☐; 1H-S-430001→		24.3541-1740.5	240224	TRW - Halter
			→	☐; 01/92→; → 1H-P-240000		24.3384-1603.5	240015	TRW - Halter
			→	☐; 01/92→; → 1H-P-240000		24.3384-1604.5	240016	TRW - Halter
			→	☐; 1H-P-240001→; → 06/95		24.3384-1707.5	240171	TRW - Halter
			→	☐; 07/95→		24.3384-1707.5	240171	TRW - Halter
			→	☐; 1H-P-240001→; → 06/95		24.3384-1708.5	240172	TRW - Halter
			→	☐; 07/95→		24.3384-1708.5	240172	TRW - Halter
			1.9 TD	55	11/91→09/98	←	☐; 1H-S-430001→	
←	☐; 1H-S-430001→					24.3541-1740.5	240224	TRW - Halter
1.9 TDI	66	09/93→09/98	←	☐		24.3541-1739.5	240223	TRW - Halter
			←	☐		24.3541-1740.5	240224	TRW - Halter
			→	☐		24.3384-1707.5	240171	TRW - Halter
			→	☐		24.3384-1708.5	240172	TRW - Halter
1.9 TDI	81	04/96→09/98	←	☐		24.3541-1609.5	240039	TRW - Halter
			←	☐		24.3541-1610.5	240040	TRW - Halter
			→	☐		24.3384-1707.5	240171	TRW - Halter
			→	☐		24.3384-1708.5	240172	TRW - Halter
2.0	85	11/91→09/98	←	☐		24.3541-1609.5	240039	TRW - Halter
			←	☐		24.3541-1610.5	240040	TRW - Halter
			←	☐; → 04/96		24.3541-1731.5	240061	TRW - Halter
			←	☐; → 04/96		24.3541-1732.5	240062	TRW - Halter
			←	☐; 05/96→		24.3541-8523.5	240551	ATE - Halter
			←	☐; 05/96→		24.3541-8524.5	240552	ATE - Halter
			→	☐; → 1H-P-240000		24.3384-1603.5	240015	TRW - Halter
			→	☐; → 1H-P-240000		24.3384-1604.5	240016	TRW - Halter
			→	☐; 1H-P-240001→		24.3384-1707.5	240171	TRW - Halter
2.0 GL	79	05/96→12/97	←	☐		24.3541-1609.5	240039	TRW - Halter
						24.3541-8523.5	240551	ATE - Halter
			←	☐		24.3541-1610.5	240040	TRW - Halter
						24.3541-8524.5	240552	ATE - Halter
			→	☐; → 1H-P-240000		24.3384-1603.5	240015	TRW - Halter
			→	☐; → 1H-P-240000		24.3384-1604.5	240016	TRW - Halter
2.8 VR6	128	01/92→09/98	←	☐; → 1H-S-560000		24.3541-1731.5	240061	TRW - Halter
			←	☐; → 1H-S-560000		24.3541-1732.5	240062	TRW - Halter
			←	☐; 1H-S-560001→		24.3541-8523.5	240551	ATE - Halter
			←	☐; 1H-S-560001→		24.3541-8524.5	240552	ATE - Halter
			→	☐; → 1H-P-240000		24.3384-1603.5	240015	TRW - Halter
			→	☐; → 1H-P-240000		24.3384-1604.5	240016	TRW - Halter
			→	☐; 1H-P-240001→		24.3384-1707.5	240171	TRW - Halter
			→	☐; 1H-P-240001→		24.3384-1708.5	240172	TRW - Halter
<b>Halter, Bremssattel</b>								
2.0	85	11/91→09/98	←	05/96→	2	11.8170-0306.1	260102	ATE
2.0 GL	79	05/96→12/97	←		2	11.8170-0306.1	260102	ATE
↓								

	kw			 	! #		
<b>VW - VENTO (1H2) 11/91→09/98</b>							
<b>Halter, Bremssattel</b>							
2.8 VR6	128	01/92→09/98	←	1H-S-560001→	2	11.8170-0306.1 260102	ATE
<b>Feder, Bremssattel</b>							
2.0	85	11/91→09/98	←	05/96→	2	11.8116-0143.1 390513	ATE
2.0 GL	79	05/96→12/97	←		2	11.8116-0143.1 390513	ATE
2.8 VR6	128	01/92→09/98	←	1H-S-560001→	2	11.8116-0143.1 390513	ATE
<b>Führungshülzensatz, Bremssattel</b>							
1.4	40	11/91→09/98	←	→ 1H-T-015953		11.0101-4801.2 260006	ATE
1.4	44	11/91→09/98				24.0102-4801.2 260085	ATE
1.9 D	48	11/91→09/98	←	1H-T-015954→; - ABS		11.0101-4801.2 260006	ATE
						24.0102-4801.2 260085	ATE
			←	10/96→; + ABS		11.0101-4801.2 260006	ATE
						24.0102-4801.2 260085	ATE
			←	05/96→ 09/96; + ABS		11.0101-5403.2 260010	TRW
1.6	55	09/92→09/98	←	→ 1H-T-015953; Vollautomatik		11.0101-4801.2 260006	ATE
						24.0102-4801.2 260085	ATE
			←	→ 1H-T-015953; Schaltgetriebe		11.0101-4801.2 260006	ATE
						24.0102-4801.2 260085	ATE
			←	1H-T-015954→; Schaltgetriebe		11.0101-4801.2 260006	ATE
						24.0102-4801.2 260085	ATE
			←	1H-S-430001→; Vollautomatik		11.0101-5403.2 260010	TRW
1.6	74	10/94→09/98	←			11.0101-5403.2 260010	TRW
1.9 TDI	66	09/93→09/98				11.0101-5403.2 260010	TRW
1.9 TDI	81	04/96→09/98	→			11.0101-5403.2 260010	TRW
1.8	55	11/91→09/98	←	01/92→; → 1H-S-430000; Schaltgetriebe		11.0101-4801.2 260006	ATE
						24.0102-4801.2 260085	ATE
			←	1H-T-015954→; Schaltgetriebe		11.0101-4801.2 260006	ATE
						24.0102-4801.2 260085	ATE
			←	01/92→; Vollautomatik		11.0101-5403.2 260010	TRW
1.8	66	11/91→09/98	←	01/92→; → 1H-S-430000		11.0101-4801.2 260006	ATE
						24.0102-4801.2 260085	ATE
			←	1H-S-430001→		11.0101-5403.2 260010	TRW
			←	01/92→		11.0101-5403.2 260010	TRW
			→	07/95→		11.0101-5403.2 260010	TRW
			→	1H-P-240001→; → 06/95		11.0101-5403.2 260010	TRW
1.9 SDI	47	04/97→09/98	←			11.0101-4801.2 260006	ATE
						24.0102-4801.2 260085	ATE
1.9 TD	55	11/91→09/98	←	→ 1H-S-430000		11.0101-4801.2 260006	ATE
						24.0102-4801.2 260085	ATE
			←	1H-S-430001→		11.0101-5403.2 260010	TRW
2.0	85	11/91→09/98	←			11.0101-5403.2 260010	TRW
			←	05/96→		11.0101-5409.2 260035	ATE
			→	1H-P-240001→		11.0101-5403.2 260010	TRW
2.0 GL	79	05/96→12/97	←			11.0101-5403.2 260010	TRW
						11.0101-5409.2 260035	ATE
			→	1H-P-240001→		11.0101-5403.2 260010	TRW
2.8 VR6	128	01/92→09/98	←	1H-S-560001→		11.0101-5409.2 260035	ATE
			→	1H-P-240001→		11.0101-5403.2 260010	TRW
<b>Führungsbolzen, Bremssattel</b>							
2.0	85	11/91→09/98	←	05/96→	2	11.8171-0008.1 990049	ATE
2.0 GL	79	05/96→12/97	←		2	11.8171-0008.1 990049	ATE
2.8 VR6	128	01/92→09/98	←	1H-S-560001→	2	11.8171-0008.1 990049	ATE
<b>Dichtungssatz, Bremssattel</b>							
1.4	40	11/91→09/98	←	→ 1H-T-015953		11.0441-4808.2 250022	ATE
1.4	44	11/91→09/98				11.0441-4808.2 250022	ATE
1.9 D	48	11/91→09/98	←	1H-T-015954→; - ABS		11.0441-4808.2 250022	ATE
			←	10/96→; + ABS		11.0441-4808.2 250022	ATE
↓							

	kW			 	! #		
<b>VW - VENTO (1H2) 11/91→09/98</b>							
<b>Dichtungssatz, Bremssattel</b>							
1.6	55	09/92→09/98	←	→ 1H-T-015953; Vollautomatik		11.0441-4808.2 250022	ATE
			←	→ 1H-T-015953; Schaltgetriebe		11.0441-4808.2 250022	ATE
			←	1H-T-015954→; Schaltgetriebe		11.0441-4808.2 250022	ATE
1.8	55	11/91→09/98	←	01/92→; → 1H-S-430000; Schaltgetriebe		11.0441-4808.2 250022	ATE
			←	1H-T-015954→; Schaltgetriebe		11.0441-4808.2 250022	ATE
1.8	66	11/91→09/98	←	01/92→; → 1H-S-430000		11.0441-4808.2 250022	ATE
1.9 SDI	47	04/97→09/98	←			11.0441-4808.2 250022	ATE
1.9 TD	55	11/91→09/98	←	→ 1H-S-430000		11.0441-4808.2 250022	ATE
2.0	85	11/91→09/98	←	05/96→		11.0441-5409.2 250031	ATE
2.0 GL	79	05/96→12/97	←			11.0441-5409.2 250031	ATE
2.8 VR6	128	01/92→09/98	←	1H-S-560001→		11.0441-5409.2 250031	ATE
<b>Zubehörsatz, Bremssattel</b>							
1.4	40	11/91→09/98	←	05/96→ 09/96; + ABS		24.0101-4301.2 260047	TRW
1.4	44	11/91→09/98	←				
1.9 D	48	11/91→09/98	←				
1.6	74	10/94→09/98	←			24.0101-4301.2 260047	TRW
1.9 TDI	81	04/96→09/98	→			24.0101-3601.2 260044	TRW
1.8	66	11/91→09/98	←	01/92→		24.0101-4301.2 260047	TRW
			→	01/92→; → 1H-P-240000		24.0101-3601.2 260044	TRW
			→	1H-P-240001→; → 06/95		24.0101-3601.2 260044	TRW
1.9 TDI	66	09/93→09/98	→			24.0101-3601.2 260044	TRW
2.0	85	11/91→09/98	←	→ 04/96		24.0101-4301.2 260047	TRW
			←			24.0101-4301.2 260047	TRW
			→	→ 1H-P-240000		24.0101-3601.2 260044	TRW
			→	1H-P-240001→		24.0101-3601.2 260044	TRW
2.0 GL	79	05/96→12/97	←			24.0101-4301.2 260047	TRW
			→	1H-P-240001→		24.0101-3601.2 260044	TRW
			→	→ 1H-P-240000		24.0101-3601.2 260044	TRW
2.8 VR6	128	01/92→09/98	←	→ 1H-S-560000		24.0101-4301.2 260047	TRW
			→	1H-P-240001→		24.0101-3601.2 260044	TRW
			→	→ 1H-P-240000		24.0101-3601.2 260044	TRW
<b>Bremsschlauch</b>							
1.4	40	11/91→09/98	←		2	24.5105-0442.3 331432	L= 442
1.4	44	11/91→09/98	←				
1.6	55	09/92→09/98	→		2	83.7836-0135.3 330816	L= 135
1.9 D	48	11/91→09/98	←				
1.9 SDI	47	04/97→09/98	←				
1.9 TD	55	11/91→09/98	←				
1.6	74	10/94→09/98	←		2	24.5105-0442.3 331432	L= 442
1.9 TDI	66	09/93→09/98	←				
1.9 TDI	81	04/96→09/98	→	am Bremssattel	2	24.5170-0161.3 331308	L= 161
2.0	85	11/91→09/98	→		2	83.7836-0135.3 330816	L= 135
2.0 GL	79	05/96→12/97	→				
1.8	55	11/91→09/98	←	01/92→	2	24.5105-0442.3 331432	L= 442
			→	01/92→	2	83.7836-0135.3 330816	L= 135
1.8	66	11/91→09/98	←	01/92→	2	24.5105-0442.3 331432	L= 442
			→	am Bremssattel; 01/92→	2	24.5170-0161.3 331308	L= 161
			→	01/92→	2	83.7836-0135.3 330816	L= 135
2.8 VR6	128	01/92→09/98	←	→ 1H-S-560000	2	24.5105-0442.3 331432	L= 442
			←	1H-S-560001→	2	83.6232-0465.3 330736	L= 465
			→	am Bremssattel	2	24.5170-0161.3 331308	L= 161
			→		2	83.7836-0135.3 330816	L= 135
<b>VW - XL1 (6Z!) 02/14→</b>							
<b>Bremsschlauch</b>							
0.8 TDI E-Hybrid	35	02/14→	←		2	83.6247-0522.3 330595	L= 522
			→		2	24.5204-0233.3 331430	L= 233







**DE** Technische Übersetzungen

**EN** Technical translations

**ES** Traducciones técnicas

**FR** Traductions techniques












**IT** Traduzioni tecniche

**2021**



# Technische Übersetzungen

Technical translations - Traducciones tecnicas - Traductions techniques - Traduzioni tecniche

DE		DE	
	Bremssattel	+ WK	inkl. Verschleißwarnkontakt
		+ Zub	mit Zubehör
	Bremsschlauch	1-/2-Kreis- bremssystem	1-/2-Kreisbremssystem
	hinten	2020	2020
		- ABS	für Fahrzeuge ohne ABS
	Hinterachse links	Achsausfüh- rung	Achsausführung
	Hinterachse rechts	Achsnummer	Achsnummer
		AKE	Bremssystem, Akebono
	mitte	ALU	Bremssattel aus Aluminium Aluminium
	oben	Aluminium/ Grauguss	Aluminium/Grauguss
	unten	am Brems- sattel	am Bremssattel
	vorne	Anschluss- gewinde	Anschlussgewinde
	Vorderachse links	Anzahl Sitz- plätze	Anzahl Sitzplätze
	Vorderachse rechts	Artikel- nummer des empfohlenen Zubehörs	Artikelnummer des empfohlenen Zube- hörs
+ ABS	für Fahrzeuge mit ABS	- ASR	für Fahrzeuge ohne ASR
+ ASC	für Fahrzeuge mit ASC	außen	außen
+ ASR	für Fahrzeuge mit ASR	Außenge- winde 1 [mm]	Außengewinde 1 [mm]
+ AUS	Australien	Außenge- winde 2 [mm]	Außengewinde 2 [mm]
+ D	Deutschland	Außensechs- kant	Außensechskant
+ eFSB	Bremssattel mit Stellelement für elektr. Feststellbremse für Fahrzeuge mit elektrischer Feststell- bremse	Austausch- teil	Austauschteil
+ EMot	mit Elektromotor	Automatikge- triebe	Automatikgetriebe
+ ESP	für Fahrzeuge mit ESP	Baumuster	Baumuster
+ FSB	Bremssattel m. integr. Feststellbremse	BDX	Bremssystem, Bendix
+ Halter	mit Halter	Bördelform	Bördelform
+ J	Japan	BOS	Bremssystem, Bosch
+PR	für PR-Nummer	BRE	Bremssystem, Brembo
+SA	für SA Code	Bremssattel	Bremssattel
+ std	für Fahrzeuge mit Standard Fahrwerk		
+ USA	USA		

# Technische Übersetzungen

Technical translations - Traducciones tecnicas - Traductions techniques - Traduzioni tecniche

DE		DE	
<b>Bremssattelachssatz</b>	Bremssattelachssatz	<b>für Brems-scheiben-durchmesser [mm]</b>	für Bremsscheibendurchmesser [mm]
<b>Bremssattelfarbe</b>	Bremssattelfarbe	<b>für Doppelbereifung</b>	für Doppelbereifung
<b>Bremsschlauch</b>	Bremsschlauch	<b>für Einfachbereifung</b>	für Einfachbereifung
<b>- D</b>	Deutschland	<b>für erhöhte Nutzlast</b>	für erhöhte Nutzlast
<b>Dichtungssatz, Bremssattel</b>	Dichtungssatz, Bremssattel	<b>für Facelift</b>	für Facelift
<b>DIN/ISO</b>	DIN/ISO	<b>für Fahrzeuge mit 3. Sitzreihe</b>	für Fahrzeuge mit 3. Sitzreihe
<b>- eFSB</b>	für Fahrzeuge ohne elektrische Feststellbremse	<b>für Fahrzeuge mit AMG-Sportpaket</b>	für Fahrzeuge mit AMG-Sportpaket
<b>- ESP</b>	für Fahrzeuge ohne ESP	<b>für Fahrzeuge mit Bremsbelagverschleissanzeige</b>	für Fahrzeuge mit Bremsbelagverschleissanzeige
<b>F</b>	F	<b>für Fahrzeuge mit Bremskraftregler</b>	für Fahrzeuge mit Bremskraftregler
<b>Fahrzeugproduktionsland</b>	Fahrzeugproduktionsland	<b>für Fahrzeuge mit Bremskraftverstärker</b>	für Fahrzeuge mit Bremskraftverstärker
<b>farblos</b>	farblos	<b>für Fahrzeuge mit erhöhter Bodenfreiheit</b>	für Fahrzeuge mit erhöhter Bodenfreiheit
<b>Feder, Bremssattel</b>	Feder, Bremssattel	<b>für Fahrzeuge mit Keramikbremse</b>	für Fahrzeuge mit Keramikbremse
<b>Felge Lochzahl</b>	Felge Lochzahl	<b>für Fahrzeuge mit Klimaanlage</b>	für Fahrzeuge mit Klimaanlage
<b>Felgengröße [Zoll]</b>	Felgengröße [Zoll]	<b>für Behördenfahrzeuge</b>	für Behördenfahrzeuge
<b>Flanschlochdurchmesser [mm]</b>	Flanschlochdurchmesser [mm]	<b>für Brems-scheibendicke [mm]</b>	für Brems-scheibendicke [mm]
<b>Frankreich</b>	Frankreich		
<b>Führungsbolzen, Bremssattel</b>	Führungsbolzen, Bremssattel		
<b>Führungshül-sensatz, Bremssattel</b>	Führungshül-sensatz, Bremssattel		
<b>für Artikelnummer</b>	für Artikelnummer		
<b>für Automatikgetriebe</b>	für Automatikgetriebe		
<b>für Behördenfahrzeuge</b>	für Behördenfahrzeuge		
<b>für Brems-scheibendicke [mm]</b>	für Brems-scheibendicke [mm]		

# Technische Übersetzungen

Technical translations - Traducciones técnicas - Traductions techniques - Traduzioni tecniche

DE		DE	
<b>für Fahrzeuge mit Scheibenbremse an der Hinterachse</b>	für Fahrzeuge mit Scheibenbremse an der Hinterachse	<b>für Fahrzeuge ohne Bremskraftregler</b>	für Fahrzeuge ohne Bremskraftregler
<b>für Fahrzeuge mit Schlechtwegeausführung</b>	für Fahrzeuge mit Schlechtwegeausführung	<b>für Fahrzeuge ohne Bremskraftverstärker</b>	für Fahrzeuge ohne Bremskraftverstärker
<b>für Fahrzeuge mit Servolenkung</b>	für Fahrzeuge mit Servolenkung	<b>für Fahrzeuge ohne erhöhte Bodenfreiheit</b>	für Fahrzeuge ohne erhöhte Bodenfreiheit
<b>für Fahrzeuge mit Sportfahrwerk</b>	für Fahrzeuge mit Sportfahrwerk	<b>für Fahrzeuge ohne Keramikbremse</b>	für Fahrzeuge ohne Keramikbremse
<b>für Fahrzeuge mit Sportpaket</b>	für Fahrzeuge mit Sportpaket	<b>für Fahrzeuge ohne Klimaanlage</b>	für Fahrzeuge ohne Klimaanlage
<b>für Fahrzeuge mit Spurverbreiterung</b>	für Fahrzeuge mit Spurverbreiterung	<b>für Fahrzeuge ohne Niveauregulierung</b>	für Fahrzeuge ohne Niveauregulierung
<b>für Fahrzeuge mit Trommelbremse an der Hinterachse</b>	für Fahrzeuge mit Trommelbremse an der Hinterachse	<b>für Fahrzeuge ohne PCS (Pre-Crash Safety System)</b>	für Fahrzeuge ohne PCS (Pre-Crash Safety System)
<b>für Fahrzeuge mit verstärktem Fahrwerk</b>	für Fahrzeuge mit verstärktem Fahrwerk	<b>für Fahrzeuge ohne Schlechtwegeausführung</b>	für Fahrzeuge ohne Schlechtwegeausführung
<b>für Fahrzeuge mit verstärkter Bremse</b>	für Fahrzeuge mit verstärkter Bremse	<b>für Fahrzeuge ohne Sportfahrwerk</b>	für Fahrzeuge ohne Sportfahrwerk
<b>für Fahrzeuge mit Vierradlenkung</b>	für Fahrzeuge mit Vierradlenkung	<b>für Fahrzeuge ohne Sportpaket</b>	für Fahrzeuge ohne Sportpaket
<b>für Fahrzeuge ohne AMG-Sportpaket</b>	für Fahrzeuge ohne AMG-Sportpaket	<b>für Fahrzeuge ohne Spurverbreiterung</b>	für Fahrzeuge ohne Spurverbreiterung
		<b>für Fahrzeuge ohne verstärktes Fahrwerk</b>	für Fahrzeuge ohne verstärktes Fahrwerk



# Technische Übersetzungen

Technical translations - Traducciones técnicas - Traductions techniques - Traduzioni tecniche

DE		DE	
<b>für Fahrzeuge ohne Vierradlenkung</b>	für Fahrzeuge ohne Vierradlenkung	<b>Informati- onsart</b>	Informationsart
<b>für gepanzerte Fahrzeuge</b>	für gepanzerte Fahrzeuge	<b>innen</b>	innen
<b>für Individualausstattungs-ID</b>	für Individualausstattungs-ID	<b>Innenge- winde 1 [mm]</b>	Innengewinde 1 [mm]
<b>für Kolben-Ø [mm]</b>	für Kolben-Ø [mm]	<b>Innensechs- kant</b>	Innensechskant
<b>für Linkslenker</b>	für Linkslenker	<b>Japan</b>	Japan
<b>für Motor- nummer</b>	für Motornummer	<b>Kolbendurch- messer [mm]</b>	Kolbendurchmesser [mm]
<b>für Polizei- fahrzeuge</b>	für Polizeifahrzeuge	<b>Kolbendurch- messer 1 [mm]</b>	Kolbendurchmesser 1 [mm]
<b>für Rechtslenker</b>	für Rechtslenker	<b>Kolbendurch- messer 2 [mm]</b>	Kolbendurchmesser 2 [mm]
<b>für Reifenab- messung</b>	für Reifenabmessung	<b>Kombi</b>	Kombi
<b>für Schaltge- triebe</b>	für Schaltgetriebe	<b>kurzer Radstand</b>	kurzer Radstand
<b>für Sonder- fahrzeuge</b>	für Sonderfahrzeuge	<b>L=</b>	Länge [mm]
<b>für Taxifahr- zeuge</b>	für Taxifahrzeuge	<b>L=</b>	Länge über Alles [mm]
<b>für verlän- gerten Radstand</b>	für verlängerten Radstand	<b>L1=</b>	Länge 1 [mm]
<b>Generischer Artikel</b>	Generischer Artikel	<b>L2=</b>	Länge 2 [mm]
<b>GG</b>	Bremssattel aus Gusseisen Grauguss	<b>langer Radstand</b>	langer Radstand
<b>grau</b>	grau	<b>mit Brems- sattel- schrauben</b>	mit Bremssattelschrauben
<b>Groß Britan- nien</b>	Groß Britannien	<b>mit Einfach- bereifung</b>	mit Einfachbereifung
<b>- Halter</b>	ohne Halter	<b>mit Falten- balg</b>	mit Faltenbalg
<b>Halter, Bremssattel</b>	Halter, Bremssattel	<b>mit Flansch</b>	mit Flansch
<b>HH-Brems- kreis auftei- lung (VA +HA/VA+HA)</b>	HH-Bremskreis aufteilung (VA+HA/VA +HA)	<b>mit Führungs- bolzen</b>	mit Führungsbolzen
		<b>mit Hohl- schraube</b>	mit Hohlschraube
		<b>mit Klemm- halter</b>	mit Klemmhalter
		<b>mit Leichtme- tallfelge</b>	mit Leichtmetallfelge
		<b>mit Rohrlei- tung</b>	mit Rohrleitung

# Technische Übersetzungen

Technical translations - Traducciones técnicas - Traductions techniques - Traduzioni tecniche

DE		DE	
<b>mit Stahlfelge</b>	mit Stahlfelge	<b>nicht für Reifenabmessung</b>	nicht für Reifenabmessung
<b>Modelljahr ab</b> →		<b>nicht für SA Code</b>	nicht für SA Code
<b>Motorcode</b>	Motorcode	<b>nicht für Sonderfahrzeuge</b>	nicht für Sonderfahrzeuge
<b>Nabendurchmesser [mm]</b>	Nabendurchmesser [mm]	<b>nicht für Taxifahrzeuge</b>	nicht für Taxifahrzeuge
<b>nicht für Ausstattungsvariante</b>	nicht für Ausstattungsvariante	<b>nicht für verlängerten Radstand</b>	nicht für verlängerten Radstand
<b>nicht für Baumuster</b>	nicht für Baumuster	<b>NIS</b>	Bremssystem, Nissin
<b>nicht für Behördenfahrzeuge</b>	nicht für Behördenfahrzeuge	<b>normale Dämpfung</b>	normale Dämpfung
<b>nicht für Bremssattelfarbe</b>	nicht für Bremssattelfarbe	<b>nur in Verbindung mit</b>	nur in Verbindung mit
<b>nicht für Campingfahrzeuge</b>	nicht für Campingfahrzeuge	<b>nur paarweise austauschen</b>	nur paarweise austauschen
<b>nicht für erhöhte Nutzlast</b>	nicht für erhöhte Nutzlast	<b>Nutzlast [kg]</b>	Nutzlast [kg]
<b>nicht für Facelift</b>	nicht für Facelift	<b>Nutzlast ab [kg]</b>	Nutzlast ab [kg]
<b>nicht für Fahrzeuge mit verstärkter Bremse</b>	nicht für Fahrzeuge mit verstärkter Bremse	<b>Nutzlast bis [kg]</b>	Nutzlast bis [kg]
<b>nicht für Felgenreöße [Zoll]</b>	nicht für Felgenreöße [Zoll]	<b>ohne Bremsbeläge</b>	ohne Bremsbeläge
<b>nicht für gepanzerte Fahrzeuge</b>	nicht für gepanzerte Fahrzeuge	<b>ohne Hohl-schraube</b>	ohne Hohl-schraube
<b>nicht für kalte Klimazonen</b>	nicht für kalte Klimazonen	<b>ohne Klemmhalter</b>	ohne Klemmhalter
<b>nicht für Multi-link Achse</b>	nicht für Multi-link Achse	<b>ohne Leichtmetallfelge</b>	ohne Leichtmetallfelge
<b>nicht für Polizeifahrzeuge</b>	nicht für Polizeifahrzeuge	<b>Orga →</b>	Organisationsnummer ab
		<b>PER</b>	Bremssystem, Perrot
		<b>- Performance Parts</b>	für Fahrzeuge ohne Performance Bremse
		<b>Radstand [mm]</b>	Radstand [mm]
		<b>rot</b>	rot
		<b>rot/silber</b>	rot/silber
		<b>Schaltgetriebe</b>	Schaltgetriebe
















# Technische Übersetzungen

Technical translations - Traducciones técnicas - Traductions techniques - Traduzioni tecniche

DE		DE	
<b>Scheibenbremse</b>	Scheibenbremse	∅	Durchmesser [mm]
<b>Schlüsselweite 1 [mm]</b>	Schlüsselweite 1 [mm]	→	Produktionsdatum ab Baujahr ab Fahrgestellnummer ab
<b>Schlüsselweite 2 [mm]</b>	Schlüsselweite 2 [mm]	→	Baujahr bis Fahrgestellnummer bis
<b>Schraube, Bremssattel</b>	Schraube, Bremssattel	→ <b>Orga</b>	Organisationsnummer bis
<b>schwarz</b>	schwarz		
<b>- SCS</b>	für Fahrzeuge ohne SCS		
<b>selbstsichernd</b>	selbstsichernd		
<b>silber</b>	silber		
<b>Slowakische Republik</b>	Slowakische Republik		
<b>Spezialaufbau</b>	Spezialaufbau		
<b>Stahlflex</b>	Stahlflex		
<b>Starrachse</b>	Starrachse		
<b>SUM</b>	Bremssystem, Sumitomo		
<b>Trommelbremse</b>	Trommelbremse		
<b>TRW</b>	Bremssystem, Lucas / TRW		
<b>Türenanzahl</b>	Türenanzahl		
<b>Türkei</b>	Türkei		
<b>ultramarineblau</b>	ultramarineblau		
<b>Ungarn</b>	Ungarn		
<b>V</b>	Innenbelüftet belüftet		
<b>verstärkte Dämpfung</b>	verstärkte Dämpfung		
<b>Vollautomatik</b>	Vollautomatik		
<b>Vorschaltgetriebe</b>	Vorschaltgetriebe		
<b>- WK</b>	exkl. Verschleißwarnkontakt		
<b>x</b>	Anschlussanzahl		
<b>X-Bremskreisaufteilung (Diagonale Aufteilung)</b>	X-Bremskreisaufteilung (Diagonale Aufteilung)		
<b>Zubehörsatz, Bremssattel</b>	Zubehörsatz, Bremssattel		

# Technische Übersetzungen

Technical translations - Traducciones tecnicas - Traductions techniques - Traduzioni tecniche

EN		EN	
	Brake Caliper	<b>+ WK</b>	incl. wear warning contact
		<b>+ Zub</b>	with accessories
	Brake Hose	<b>1-/2-Kreis-bremsssystem</b>	Single/Dual Circuit Brake System
	Rear	<b>2020</b>	2020
		<b>- ABS</b>	for vehicles without ABS
	Rear Axle Left	<b>Achsausführung</b>	Axle Version
	Rear Axle Right	<b>Achsnummer</b>	Axle Number
		<b>AKE</b>	Brake System, Akebono
	Centre	<b>ALU</b>	Aluminium brake caliper Aluminium
	Upper	<b>Aluminium/ Grauguss</b>	Aluminium / Grey Cast Iron
	Lower	<b>am Brems-sattel</b>	at brake caliper
	Front	<b>Anschluss-gewinde</b>	Connecting thread
	Front Axle Left	<b>Anzahl Sitz-plätze</b>	Number of seats
	Front Axle Right	<b>Artikel-nummer des empfohlenen Zubehörs</b>	Part number of recommended accessories
<b>+ ABS</b>	for vehicles with ABS	<b>- ASR</b>	for vehicles without ASR
<b>+ ASC</b>	for vehicles with ASC	<b>außen</b>	Outer
<b>+ ASR</b>	for vehicles with ASR	<b>Außenge-winde 1 [mm]</b>	Outer thread 1 [mm]
<b>+ AUS</b>	Australia	<b>Außenge-winde 2 [mm]</b>	Outer thread 2 [mm]
<b>+ D</b>	Germany	<b>Außensechs-kant</b>	Male Hex
<b>+ eFSB</b>	Brake caliper with adjusting element for electr. handbrake for vehicles with electric parking brake	<b>Austausch-teil</b>	Service exchange part
<b>+ EMot</b>	with electric motor	<b>Automatikge-triebe</b>	Automatic Transmission
<b>+ ESP</b>	for vehicles with ESP	<b>Baumuster</b>	Type
<b>+ FSB</b>	Brake Caliper with integrated parking brake	<b>BDX</b>	Brake System, Bendix
<b>+ Halter</b>	with holder	<b>Bördelform</b>	Flange Shape
<b>+ J</b>	Japan	<b>BOS</b>	Brake System, Bosch
<b>+PR</b>	for PR number	<b>BRE</b>	Brake System, Brembo
<b>+SA</b>	for SA code	<b>Bremssattel</b>	Brake Caliper
<b>+ std</b>	for vehicles with standard suspension		
<b>+ USA</b>	USA		

# Technische Übersetzungen

Technical translations - Traducciones tecnicas - Traductions techniques - Traduzioni tecniche

EN		EN	
<b>Bremssattelachssatz</b>	Brake Caliper Axle Kit	<b>für Brems-scheibendurchmesser [mm]</b>	for brake disc diameter [mm]
<b>Bremssattel-farbe</b>	Brake Caliper Colour	<b>für Doppelbe-reifung</b>	for dual tyres
<b>Brems-schlauch</b>	Brake Hose	<b>für Einfach-bereifung</b>	for single tyres
<b>- D</b>	Germany	<b>für erhöhte Nutzlast</b>	for increased payload
<b>Dichtungs-satz, Brems-sattel</b>	Gasket Set, brake caliper	<b>für Facelift</b>	for facelift
<b>DIN/ISO</b>	DIN / ISO	<b>für Fahr-zeuge mit 3. Sitzreihe</b>	for vehicles with 3rd seating row
<b>- eFSB</b>	for vehicles without electric parking brake	<b>für Fahr-zeuge mit AMG-Sport-paket</b>	for vehicles with AMG Sports Package
<b>- ESP</b>	for vehicles without ESP	<b>für Fahr-zeuge mit Bremsbelag-verschleiss-anzeige</b>	for vehicles with brake pad wear indi-cator
<b>F</b>	F	<b>für Fahr-zeuge mit Bremskraft-regler</b>	for vehicles with brake-power regulator
<b>Fahrzeugpro-duk-tionsland</b>	Vehicle Production Country	<b>für Fahr-zeuge mit Bremskraft-verstärker</b>	for vehicles with brake booster
<b>farblos</b>	Colourless	<b>für Fahr-zeuge mit erhöhter Bodenfreiheit</b>	for vehicles with increased ground clear-ance
<b>Feder, Bremssattel</b>	Spring, brake caliper	<b>für Fahr-zeuge mit Keramik-bremse</b>	for vehicles with ceramic brakes
<b>Felge Loch-zahl</b>	Rim Hole Number	<b>für Fahr-zeuge mit Klima-anlage</b>	for vehicles with air conditioning
<b>Felgengröße [Zoll]</b>	Rim Size [in]	<b>für Fahr-zeuge mit Niveauregu-lierung</b>	for vehicles with leveling control
<b>Flanschloch-durchmesser [mm]</b>	Flange Hole Diameter [mm]		
<b>Frankreich</b>	France		
<b>Führungs-bolzen, Bremssattel</b>	Guide Bolt, brake caliper		
<b>Führungshül-sensatz, Bremssattel</b>	Guide Sleeve Kit, brake caliper		
<b>für Artikel-nummer</b>	for article number		
<b>für Automa-tikgetriebe</b>	for automatic transmission		
<b>für Behör-denfahrzeuge</b>	for government vehicles		
<b>für Brems-scheiben-dicke [mm]</b>	for brake disc thickness [mm]		

# Technische Übersetzungen

Technical translations - Traducciones técnicas - Traductions techniques - Traduzioni tecniche

EN	EN
<b>für Fahrzeuge mit Scheibenbremse an der Hinterachse</b> for vehicles with disc brakes on the rear axle	<b>für Fahrzeuge ohne Bremskraftregler</b> for vehicles without brake-power regulator
<b>für Fahrzeuge mit Schlechtwegausführung</b> for vehicles with off-road suspension	<b>für Fahrzeuge ohne Bremskraftverstärker</b> for vehicles without brake booster
<b>für Fahrzeuge mit Servolenkung</b> for vehicles with power steering	<b>für Fahrzeuge ohne erhöhte Bodenfreiheit</b> for vehicles without increased ground clearance
<b>für Fahrzeuge mit Sportfahrwerk</b> for vehicles with sports suspension	<b>für Fahrzeuge ohne Keramikbremse</b> for vehicles without ceramic brakes
<b>für Fahrzeuge mit Sportpaket</b> for vehicles with sports package	<b>für Fahrzeuge ohne Klimaanlage</b> for vehicles without air conditioning
<b>für Fahrzeuge mit Spurverbreiterung</b> for vehicles with track widening	<b>für Fahrzeuge ohne Niveauregulierung</b> for vehicles without leveling control
<b>für Fahrzeuge mit Trommelbremse an der Hinterachse</b> for vehicles with drum brakes on the rear axle	<b>für Fahrzeuge ohne PCS (Pre-Crash Safety System)</b> for vehicles without PCS (Pre-Crash Safety System)
<b>für Fahrzeuge mit verstärktem Fahrwerk</b> for vehicles with heavy duty suspension	<b>für Fahrzeuge ohne Schlechtwegausführung</b> for vehicles without off-road suspension
<b>für Fahrzeuge mit verstärkter Bremse</b> for vehicles with reinforced brakes	<b>für Fahrzeuge ohne Sportfahrwerk</b> for vehicles without sports suspension
<b>für Fahrzeuge mit Vierradlenkung</b> for vehicles with four wheel steering	<b>für Fahrzeuge ohne Sportpaket</b> for vehicles without sports package
<b>für Fahrzeuge ohne AMG-Sportpaket</b> for vehicles without AMG sports package	<b>für Fahrzeuge ohne Spurverbreiterung</b> for vehicles without track widening
	<b>für Fahrzeuge ohne verstärktes Fahrwerk</b> for vehicles without heavy duty suspension



# Technische Übersetzungen

Technical translations - Traducciones técnicas - Traductions techniques - Traduzioni tecniche

EN		EN	
<b>für Fahrzeuge ohne Vierradlenkung</b>	for vehicles without four wheel steering	<b>Informati- onsart</b>	Information Type
<b>für gepanzerte Fahrzeuge</b>	for armoured vehicles	<b>innen</b>	inner
<b>für Individualausstattungs-ID</b>	for individual equipment ID	<b>Innengewinde 1 [mm]</b>	Inner thread 1 [mm]
<b>für Kolben-Ø [mm]</b>	for piston Ø [mm]	<b>Innensechskant</b>	Female Hex
<b>für Linkslenker</b>	for left-hand drive vehicles	<b>Japan</b>	Japan
<b>für Motornummer</b>	for engine number	<b>Kolbendurchmesser [mm]</b>	Piston Diameter [mm]
<b>für Polizeifahrzeuge</b>	for police vehicles	<b>Kolbendurchmesser 1 [mm]</b>	Piston diameter 1 [mm]
<b>für Rechtslenker</b>	for right-hand drive vehicles	<b>Kolbendurchmesser 2 [mm]</b>	Piston diameter 2 [mm]
<b>für Reifenabmessung</b>	for tyre size	<b>Kombi</b>	Estate
<b>für Schaltgetriebe</b>	for manual transmission	<b>kurzer Radstand</b>	Short Wheelbase
<b>für Sonderfahrzeuge</b>	for special-purpose vehicles	<b>L=</b>	Length [mm]
<b>für Taxifahrzeuge</b>	for taxis	<b>L=</b>	Overall Length [mm]
<b>für verlängerten Radstand</b>	for extended wheelbase	<b>L1=</b>	Length 1 [mm]
<b>Generischer Artikel</b>	Generic article	<b>L2=</b>	Length 2 [mm]
<b>GG</b>	Cast iron brake caliper Grey Cast Iron	<b>langer Radstand</b>	Long Wheelbase
<b>grau</b>	Grey	<b>mit Brems-sattel-schrauben</b>	with brake caliper screws
<b>Groß Britan-nien</b>	Great Britain	<b>mit Einfach-bereifung</b>	with single tyres
<b>- Halter</b>	without holder	<b>mit Falten-balg</b>	with bellow
<b>Halter, Bremssattel</b>	Carrier, brake caliper	<b>mit Flansch</b>	with flange
<b>HH-Brems-kreisauftei-lung (VA +HA/VA+HA)</b>	HH Brake Circuit Layout (FA+RA/FA +RA)	<b>mit Führungs-bolzen</b>	with guide pin
		<b>mit Hohl-schraube</b>	with hollow screw
		<b>mit Klemm-halter</b>	with clamp holder
		<b>mit Leichtme-tallfelge</b>	with light alloy rim
		<b>mit Rohrlei-tung</b>	with pipe

# Technische Übersetzungen

Technical translations - Traducciones tecnicas - Traductions techniques - Traduzioni tecniche

EN		EN	
<b>mit Stahlfelge</b>	with steel rim	<b>nicht für Reifenabmessung</b>	not for tyre size
<b>Modelljahr ab</b> →		<b>nicht für SA Code</b>	not for SA code
<b>Motorcode</b>	Engine Code	<b>nicht für Sonderfahrzeuge</b>	not for special-purpose vehicles
<b>Nabendurchmesser [mm]</b>	Hub Diameter [mm]	<b>nicht für Taxifahrzeuge</b>	not for taxis
<b>nicht für Ausstattungsvariante</b>	not for equipment variant	<b>nicht für verlängerten Radstand</b>	not for extended wheelbase
<b>nicht für Baumuster</b>	not for construction type	<b>NIS</b>	Brake System, Nissin
<b>nicht für Behördenfahrzeuge</b>	not for government vehicles	<b>normale Dämpfung</b>	Normal Suspension
<b>nicht für Bremssattel-farbe</b>	not for brake caliper colour	<b>nur in Verbindung mit</b>	only in connection with
<b>nicht für Campingfahrzeuge</b>	not for campers	<b>nur paarweise austauschen</b>	Replace in pairs only
<b>nicht für erhöhte Nutzlast</b>	not for increased payload	<b>Nutzlast [kg]</b>	Payload [kg]
<b>nicht für Facelift</b>	not for facelift	<b>Nutzlast ab [kg]</b>	Payload from [kg]
<b>nicht für Fahrzeuge mit verstärkter Bremse</b>	not for vehicles with reinforced brakes	<b>Nutzlast bis [kg]</b>	Payload to [kg]
<b>nicht für Felgengröße [Zoll]</b>	not for rim size [in]	<b>ohne Bremsbeläge</b>	without brake pads
<b>nicht für gepanzerte Fahrzeuge</b>	not for armoured vehicles	<b>ohne Hohl-schraube</b>	without hollow screw
<b>nicht für kalte Klimazonen</b>	not for cold climates	<b>ohne Klemmhalter</b>	without clamp holder
<b>nicht für Multi-link Achse</b>	not for multi-link axle	<b>ohne Leichtmetallfelge</b>	without light alloy rim
<b>nicht für Polizeifahrzeuge</b>	not for police vehicles	<b>Orga →</b>	RPO number from
		<b>PER</b>	Brake System, Perrot
		<b>- Performance Parts</b>	for vehicles without Performance brakes
		<b>Radstand [mm]</b>	Wheelbase [mm]
		<b>rot</b>	Red
		<b>rot/silber</b>	Red/Silver
		<b>Schaltgetriebe</b>	Manual Transmission
















# Technische Übersetzungen

Technical translations - Traducciones tecnicas - Traductions techniques - Traduzioni tecniche

EN		EN	
<b>Scheibenbremse</b>	Disc Brake	∅	Diameter [mm]
<b>Schlüsselweite 1 [mm]</b>	Spanner size 1 [mm]	→	Production date from Construction year from Chassis number from
<b>Schlüsselweite 2 [mm]</b>	Spanner size 2 [mm]	→	Construction year to Chassis number to
<b>Schraube, Bremssattel</b>	Bolt, brake caliper	→ <b>Orga</b>	RPO number to
<b>schwarz</b>	Black		
<b>- SCS</b>	for vehicles without SCS		
<b>selbstsichernd</b>	Self-locking		
<b>silber</b>	Silver		
<b>Slowakische Republik</b>	Slovakia		
<b>Spezialaufbau</b>	Special Design		
<b>Stahlflex</b>	Steel Braided		
<b>Starrachse</b>	Rigid Axle		
<b>SUM</b>	Brake System, Sumitomo		
<b>Trommelbremse</b>	Drum Brake		
<b>TRW</b>	Brake System, Lucas / TRW		
<b>Türenanzahl</b>	Number of Doors		
<b>Türkei</b>	Turkey		
<b>ultramarineblau</b>	Ultra Marine Blue		
<b>Ungarn</b>	Hungary		
<b>V</b>	Internally Vented Vented		
<b>verstärkte Dämpfung</b>	Increased shock absorption		
<b>Vollautomatik</b>	Fully Automatic		
<b>Vorschaltgetriebe</b>	Cascade Gearbox		
<b>- WK</b>	excl. wear warning contact		
<b>x</b>	Number of connectors		
<b>X-Bremskreisaufteilung (Diagonale Aufteilung)</b>	X Brake Circuit Layout (Diagonal Layout)		
<b>Zubehörsatz, Bremssattel</b>	Accessory Kit, brake caliper		

# Technische Übersetzungen

Technical translations - Traducciones técnicas - Traductions techniques - Traduzioni tecniche

ES		ES	
	Pinza de freno	+ WK	con contacto avisador de desgaste
		+ Zub	con accesorios
	Tubo flexible de frenos	1-/2-Kreis-bremsssystem	Sistema de frenos circuito mono/doble
	posterior	2020	2020
		- ABS	para vehículos sin ABS
	Eje trasero izquierda	Achsausführung	Tipo de eje
	Eje trasero, derecha	Achsnummer	Número de eje
	centro	AKE	Sistema de frenos, Akebono
	arriba	ALU	Pinza de frenos de aluminio Aluminio
	debajo	Aluminium/ Grauguss	Aluminio / fundición gris
		am Brems-sattel	en la pinza del freno
	delante	Anschluss-gewinde	Rosca empalme
	Eje delantero, izquierda	Anzahl Sitz-plätze	Número de asientos
	Eje delantero, derecha	Artikel-nummer des empfohlenen Zubehörs	Nº art. de accesorio recomendado
+ ABS	para vehículos con ABS	- ASR	para vehículos sin ASR
+ ASC	para vehículos con ASC	außen	exterior
+ ASR	para vehículos con ASR	Außenge-winde 1 [mm]	Rosca exterior 1 [mm]
+ AUS	Australia	Außenge-winde 2 [mm]	Rosca exterior 2 [mm]
+ D	Alemania	Außensechs-kant	Hexágono exterior
+ eFSB	Pinza del freno con accionador con freno de detención electr para vehículos con freno de estacionamiento electrónico	Austausch-teil	Pieza de intercambio
+ EMot	con electromotor	Automatikge-triebe	Transmisión automática
+ ESP	para vehículos con ESP	Baumuster	Modelo de construcción
+ FSB	Pinza con freno estacionamiento integrado	BDX	Sistema de frenos, Bendix
+ Halter	con soporte	Bördelform	Tipo rebordeado
+ J	Japón	BOS	Sistema de frenos, Bosch
+PR	Número de PR	BRE	Sistema de frenos, Brembo
+SA	para código SA	Bremssattel	Pinza de freno
+ std	para vehículos con chasis estándar		
+ USA	EE UU		

# Technische Übersetzungen

Technical translations - Traducciones técnicas - Traductions techniques - Traduzioni tecniche

ES		ES	
<b>Bremssattelachssatz</b>	Juego de ejes de pinza de freno	<b>für Brems-scheibendurchmesser [mm]</b>	para diámetro disco de freno [mm]
<b>Bremssattel-farbe</b>	Color pinza freno	<b>für Doppelbe-reifung</b>	para neumáticos gemelos
<b>Brems-schlauch</b>	Tubo flexible de frenos	<b>für Einfach-bereifung</b>	para neumáticos sencillos
<b>- D</b>	Alemania	<b>für erhöhte Nutzlast</b>	para carga útil aumentada
<b>Dichtungs-satz, Brems-sattel</b>	Juego de juntas, pinza de freno	<b>für Facelift</b>	para facelift
<b>DIN/ISO</b>	DIN / ISO	<b>für Fahr-zeuge mit 3. Sitzreihe</b>	para vehículos con 3 hileras de asientos
<b>- eFSB</b>	para vehículos sin freno de estacionamiento electrónico	<b>für Fahr-zeuge mit AMG-Sport-paket</b>	para vehículos con paquete sport AMG
<b>- ESP</b>	para vehículos sin ESP	<b>für Fahr-zeuge mit Bremsbelag-verschleiss-anzeige</b>	para vehículos con indicador de desgaste frenos
<b>F</b>	F	<b>für Fahr-zeuge mit Bremskraft-regler</b>	para vehículos con regulador de fuerza de frenado
<b>Fahrzeugpro-duk-tionsland</b>	País producción vehículo	<b>für Fahr-zeuge mit Bremskraft-verstärker</b>	para vehículos con servofreno
<b>farblos</b>	incoloro	<b>für Fahr-zeuge mit erhöhter Bodenfreiheit</b>	para vehículos con altura libre aumentada
<b>Feder, Brems-sattel</b>	Muelle, pinza de freno	<b>für Fahr-zeuge mit Keramik-bremse</b>	para vehículos con freno de cerámica
<b>Felge Loch-zahl</b>	Llanta, nº de taladros	<b>für Fahr-zeuge mit Klima-anlage</b>	para vehículos con climatizador
<b>Felgengröße [Zoll]</b>	Tamaño de llanta [in]	<b>für Fahr-zeuge mit Niveauregu-lierung</b>	para vehículos con regulación de nivel
<b>Flanschloch-durchmesser [mm]</b>	Diám. taladro brida [mm]		
<b>Frankreich</b>	Francia		
<b>Führungs-bolzen, Brems-sattel</b>	Pasador guía, pinza del freno		
<b>Führungshül-sensatz, Brems-sattel</b>	Juego de casquillos guía, pinza de freno		
<b>für Artikel-nummer</b>	para artículo nr.		
<b>für Automa-tikgetriebe</b>	para transmisión automática		
<b>für Behör-denfahrzeuge</b>	para vehículos admon. pública		
<b>für Brems-scheiben-dicke [mm]</b>	para espesor de disco [mm]		

# Technische Übersetzungen

Technical translations - Traducciones técnicas - Traductions techniques - Traduzioni tecniche

ES		ES	
für Fahrzeuge mit Scheibenbremse an der Hinterachse	para vehículos con freno de disco en eje trasero	für Fahrzeuge ohne Bremskraftregler	para vehículos sin regulador de fuerza de frenado
für Fahrzeuge mit Schlechtwegeausführung	para vehículos con dispositivo auxiliar para caminos malos	für Fahrzeuge ohne Bremskraftverstärker	para vehículos sin servofreno
für Fahrzeuge mit Servolenkung	para vehículos con dirección asistida	für Fahrzeuge ohne erhöhte Bodenfreiheit	para vehículos sin altura libre elevada
für Fahrzeuge mit Sportfahrwerk	para vehículos con chasis deportivo	für Fahrzeuge ohne Keramikbremse	para vehículos sin frenos de cerámica
für Fahrzeuge mit Sportpaket	para vehículos con paquete sport	für Fahrzeuge ohne Klimaanlage	para vehículos sin aire acondicionado
für Fahrzeuge mit Spurverbreiterung	para vehículos con ampliación ancho de vía	für Fahrzeuge ohne Niveauregulierung	para vehículos sin regulación de nivel
für Fahrzeuge mit Trommelbremse an der Hinterachse	para vehículos con freno de tambor en eje trasero	für Fahrzeuge ohne PCS (Pre-Crash Safety System)	para vehículos sin PCS (Pre-Crash Safety System)
für Fahrzeuge mit verstärktem Fahrwerk	para vehículos con chasis reforzado	für Fahrzeuge ohne Schlechtwegeausführung	para vehículos sin dispositivo auxiliar para caminos malos
für Fahrzeuge mit verstärkter Bremse	para vehículos con freno reforzado	für Fahrzeuge ohne Sportfahrwerk	para vehículos sin chasis deportivo
für Fahrzeuge mit Vierradlenkung	para vehículos con dirección en las 4 ruedas	für Fahrzeuge ohne Sportpaket	para vehículos sin paquete sport
für Fahrzeuge ohne AMG-Sportpaket	para vehículos sin paquete deportivo AMG	für Fahrzeuge ohne Spurverbreiterung	para vehículos sin ampliación ancho de vía
		für Fahrzeuge ohne verstärktes Fahrwerk	para vehículos sin chasis reforzado



# Technische Übersetzungen

Technical translations - Traducciones técnicas - Traductions techniques - Traduzioni tecniche

ES		ES	
<b>für Fahrzeuge ohne Vierradlenkung</b>	para vehículos sin dirección en las 4 ruedas	<b>Informationsart</b>	Tipo información
<b>für gepanzerte Fahrzeuge</b>	para vehículos blindados	<b>innen</b>	interior
<b>für Individualausstattungs-ID</b>	para ID equipamiento individual	<b>Innengewinde 1 [mm]</b>	Rosca interior 1 [mm]
<b>für Kolben-Ø [mm]</b>	para pistón - Ø [mm]	<b>Innensechskant</b>	Hexágono interior
<b>für Linkslenker</b>	para vehic. dirección izquierda	<b>Japan</b>	Japón
<b>für Motornummer</b>	para motor nº	<b>Kolbendurchmesser [mm]</b>	Diámetro del pistón [mm]
<b>für Polizeifahrzeuge</b>	para vehículo de policía	<b>Kolbendurchmesser 1 [mm]</b>	Diámetro del pistón 1 [mm]
<b>für Rechtslenker</b>	para vehíc. dirección a la derecha	<b>Kolbendurchmesser 2 [mm]</b>	Diámetro del pistón 2 [mm]
<b>für Reifenabmessung</b>	para dimensión de neumáticos	<b>Kombi</b>	Ranchera familiar
<b>für Schaltgetriebe</b>	para transmisión manual	<b>kurzer Radstand</b>	distancia corta entre ejes
<b>für Sonderfahrzeuge</b>	para vehículos especiales	<b>L=</b>	Longitud [mm]
<b>für Taxifahrzeuge</b>	para taxis	<b>L=</b>	Longitud total [mm]
<b>für verlängerten Radstand</b>	para distancia entre ejesprolongada	<b>L1=</b>	Longitud 1 [mm]
<b>Generischer Artikel</b>	Número de artículo genérico	<b>L2=</b>	Longitud 2 [mm]
<b>GG</b>	Pinza de frenos de hierro fundido Fundición gris	<b>langer Radstand</b>	Distancia larga entre ejes
<b>grau</b>	gris	<b>mit Bremsattel-schrauben</b>	con tornillos pinza freno
<b>Groß Britan-nien</b>	Gran Bretaña	<b>mit Einfach-bereifung</b>	con neumáticos sencillos
<b>- Halter</b>	sin soporte	<b>mit Falten-balg</b>	con fuelle
<b>Halter, Bremssattel</b>	Soporte, pinza de freno	<b>mit Flansch</b>	con brida
<b>HH-Brems-kreisauftei-lung (VA +HA/VA+HA)</b>	Distribución de circuito de frenos HH (ED+ET/ED+ET)	<b>mit Führungs-bolzen</b>	con perno guía
		<b>mit Hohl-schraube</b>	con tornillo hueco
		<b>mit Klemm-halter</b>	con fijador a presión
		<b>mit Leichtme-tallfelge</b>	con llantas de aleación ligera
		<b>mit Rohrlei-tung</b>	con tubo

# Technische Übersetzungen

Technical translations - Traducciones técnicas - Traductions techniques - Traduzioni tecniche

ES		ES	
<b>mit Stahlfelge</b>	con llantas de acero	<b>nicht für Reifenabmessung</b>	no para dimensión neumáticos
<b>Modelljahr ab</b> →		<b>nicht für SA Code</b>	no para código SA
<b>Motorcode</b>	Código de motor	<b>nicht für Sonderfahrzeuge</b>	no para veh. especiales
<b>Nabendurchmesser [mm]</b>	Diaméto cubo[mm]	<b>nicht für Taxifahrzeuge</b>	no para taxis
<b>nicht für Ausstattungsvariante</b>	no para variante de equipamiento	<b>nicht für verlängerten Radstand</b>	no para distancia entre ejes prolongada
<b>nicht für Baumuster</b>	no para tipo de construcción	<b>NIS</b>	Sistema de frenos, Nissin
<b>nicht für Behördenfahrzeuge</b>	no para veh. admon. pública	<b>normale Dämpfung</b>	Amortiguación normal
<b>nicht für Bremssattel-farbe</b>	no para color pinza freno	<b>nur in Verbindung mit</b>	sólo con
<b>nicht für Campingfahrzeuge</b>	no para ve. cámping	<b>nur paarweise austauschen</b>	Reemplazar sólo por pares
<b>nicht für erhöhte Nutzlast</b>	no para carga útil aumentada	<b>Nutzlast [kg]</b>	Carga útil [kg]
<b>nicht für Facelift</b>	no para facelift	<b>Nutzlast ab [kg]</b>	carga útil desde [kg]
<b>nicht für Fahrzeuge mit verstärkter Bremse</b>	no para vehículos con frenos reforzados	<b>Nutzlast bis [kg]</b>	carga útil hasta [kg]
<b>nicht für Felgenreöße [Zoll]</b>	no para dimensión de llantas	<b>ohne Bremsbeläge</b>	sin forro de frenos
<b>nicht für gepanzerte Fahrzeuge</b>	no para vehículos blindados	<b>ohne Hohl-schraube</b>	sin tornillo hueco
<b>nicht für kalte Klimazonen</b>	no para zonas con clima frío	<b>ohne Klemmhalter</b>	sin fijador a presión
<b>nicht für Multi-link Achse</b>	no para eje multilink	<b>ohne Leichtmetallfelge</b>	sin llantas de aleación ligera
<b>nicht für Polizeifahrzeuge</b>	no para veh.policía	<b>Orga →</b>	nº de organización desde
		<b>PER</b>	Sistema de frenos, Perrot
		<b>- Performance Parts</b>	para vehículos sin frenos alto rendimiento
		<b>Radstand [mm]</b>	Distancia entre ejes [mm]
		<b>rot</b>	rojo
		<b>rot/silber</b>	rojo/plata
		<b>Schaltgetriebe</b>	Caja de cambios manual













# Technische Übersetzungen

Technical translations - Traducciones técnicas - Traductions techniques - Traduzioni tecniche

ES		ES	
<b>Scheibenbremse</b>	Discos	∅	Diámetro [mm]
<b>Schlüsselweite 1 [mm]</b>	Ancho de llave 1 [mm]	→	fecha de producción desde año construcción desde nº de chasis desde
<b>Schlüsselweite 2 [mm]</b>	Ancho de llave 2 [mm]	→	año construcción hasta nº de chasis hasta
<b>Schraube, Bremssattel</b>	Tornillo, pinza de freno	→ <b>Orga</b>	nº de organización hasta
<b>schwarz</b>	negro		
<b>- SCS</b>	para vehículos sin SCS		
<b>selbstsichernd</b>	autofijador		
<b>silber</b>	plateado		
<b>Slowakische Republik</b>	República eslovaca		
<b>Spezialaufbau</b>	Carrocería especial		
<b>Stahlflex</b>	Flexible de acero		
<b>Starrachse</b>	Eje rígido		
<b>SUM</b>	Sistema de frenos, Sumitomo		
<b>Trommelbremse</b>	Tambor		
<b>TRW</b>	Sistema de frenos, Lucas / TRW		
<b>Türenanzahl</b>	Número de puertas		
<b>Türkei</b>	Turquía		
<b>ultramarineblau</b>	azul ultramar		
<b>Ungarn</b>	Hungría		
<b>V</b>	Ventilación interna ventilado		
<b>verstärkte Dämpfung</b>	Amortiguación reforzada		
<b>Vollautomatik</b>	completamente automática		
<b>Vorschaltgetriebe</b>	Reductor transmisión		
<b>- WK</b>	excl. contacto de avisador de desgaste		
<b>x</b>	Número de conexiones		
<b>X-Bremskreisaufteilung (Diagonale Aufteilung)</b>	Distribución de frenos X (diagonal)		
<b>Zubehörsatz, Bremssattel</b>	Kit de accesorios, pinza de freno		

# Technische Übersetzungen

Technical translations - Traducciones técnicas - Traductions techniques - Traduzioni tecniche

FR		FR	
	Étrier de frein	+ USA	USA
	Flexible de frein	+ WK	contact de signal d'usure inclu
	arrière	+ Zub	avec accessoires
	Essieu arrière gauche	1-/2-Kreis- bremssystem	Système de circuit de frein simple ou double
	Essieu arrière droit	2020	2020
	centre	- ABS	pour véhicules sans système antiblo- cage
	supérieur	Achsausfüh- rung	Type d'essieu
	inférieur	Achsnummer	Numéro d'essieu
	avant	AKE	Système de freinage, Akebono
	Essieu avant gauche	ALU	Étrier de frein en aluminium Aluminium
	Essieu avant droit	Aluminium/ Grauguss	Aluminium/Fonte grise
+ ABS	pour véhicules avec système antiblo- cage	am Brems- sattel	à l'étrier de frein
+ ASC	pour véhicules avec ASC	Anschluss- gewinde	Filetage de raccordement
+ ASR	pour véhicules avec ASR	Anzahl Sitz- plätze	Nombre de sièges
+ AUS	Australie	Artikel- nummer des empfohlenen Zubehörs	Référence de l'accessoire recommandé
+ D	Allemagne	- ASR	pour véhicules sans ASR
+ eFSB	Étrier de frein + élément d'ajustage pr frein de stationnemt pour véhicules avec frein d'arrêt élect- rique	außen	extérieur
+ EMot	avec moteur électrique	Außenge- winde 1 [mm]	Filetage extérieur 1 [mm]
+ ESP	pour véhicules avec ESP	Außenge- winde 2 [mm]	Filetage extérieur 2 [mm]
+ FSB	Étrier de frein avec frein de stationne- ment intégré	Außensechs- kant	Héxagonal extérieur
+ Halter	avec support	Austausch- teil	Echange standard
+ J	Japon	Automatikge- triebe	Boîte automatique
+PR	pour numéro PR	Baumuster	Modèle type
+SA	pour SA code	BDX	Système de freinage, Bendix
+ std	pour véhicules avec châssis standard	Bördelform	Forme du bord relevé
		BOS	Système de freinage, Bosch
		BRE	Système de freinage, Brembo

# Technische Übersetzungen

Technical translations - Traducciones técnicas - Traductions techniques - Traduzioni tecniche

FR		FR	
<b>Bremssattel</b>	Étrier de frein	<b>für Brems-</b>	
<b>Bremssattel-</b>		<b>scheiben-</b>	
<b>lachssatz</b>	Jeu d'axes d'étriers de freins	<b>durchmesser</b>	pour diamètre du disque de frein [mm]
<b>Bremssattel-</b>		<b>für Doppelbe-</b>	
<b>farbe</b>	Couleur de l'étrier	<b>reifung</b>	pour pneus doubles
<b>Brems-</b>		<b>für Einfach-</b>	
<b>schlauch</b>	Flexible de frein	<b>beriefung</b>	pour pneus simples
<b>- D</b>	Allemagne	<b>für erhöhte</b>	
<b>Dichtungs-</b>		<b>Nutzlast</b>	pour charge utile surélevée
<b>satz, Brems-</b>	Jeu de joints d'étanchéification, étrier	<b>für Facelift</b>	pour facelift
<b>sattel</b>	de frein	<b>für Fahr-</b>	
<b>DIN/ISO</b>	DIN/ISO	<b>zeuge mit 3.</b>	
<b>- eFSB</b>	pour véhicules sans frein d'arrêt élect-	<b>Sitzreihe</b>	pour véhicules avec 3ième rangée de
	rique	<b>für Fahr-</b>	sièges
<b>- ESP</b>	pour véhicules sans ESP	<b>zeuge mit</b>	
<b>F</b>	F	<b>AMG-Sport-</b>	
<b>Fahrzeugpro-</b>		<b>paket</b>	pour véhicules avec équipement-sport
<b>duktionsland</b>	Pays constructeur du véhicule	<b>für Fahr-</b>	AMG
<b>farblos</b>	sans couleur	<b>zeuge mit</b>	
<b>Feder,</b>		<b>Bremsbelag-</b>	
<b>Bremssattel</b>	Ressort, étrier de frein	<b>verschleiss-</b>	
<b>Felge Loch-</b>		<b>anzeige</b>	pour véhicule avec affichage d'usure
<b>zahl</b>	Jante, nombre de trous	<b>für Fahr-</b>	des garnitures de frein
<b>Felgengröße</b>		<b>zeuge mit</b>	
<b>[Zoll]</b>	Dimension de la jante [pouces]	<b>Bremskraft-</b>	
<b>Flanschloch-</b>		<b>regler</b>	pour véhicules avec régulateur de frei-
<b>durchmesser</b>	Diamètre du trou de bride [mm]	<b>für Fahr-</b>	nage
<b>[mm]</b>		<b>zeuge mit</b>	
<b>Frankreich</b>	France	<b>Bremskraft-</b>	
<b>Führungs-</b>		<b>verstärker</b>	pour véhicules avec dispositif d'assis-
<b>bolzen,</b>	Boulon de guidage, étrier de frein	<b>für Fahr-</b>	tance de frein
<b>Bremssattel</b>		<b>zeuge mit</b>	
<b>Führungshül-</b>		<b>erhöhter</b>	
<b>sensatz,</b>	Jeu de douilles de guidage, étrier de	<b>Bodenfreiheit</b>	pour véhicules avec garde au sol
<b>Bremssattel</b>	frein	<b>für Fahr-</b>	augmentée
<b>für Artikel-</b>		<b>zeuge mit</b>	
<b>nummer</b>	pour référence	<b>Keramik-</b>	
<b>für Automa-</b>		<b>bremse</b>	pour véhicules avec frein céramique
<b>tikgetriebe</b>	pour boîtes de vitesses automatiques	<b>für Fahr-</b>	
<b>für Behör-</b>		<b>zeuge mit</b>	
<b>denfahrzeuge</b>	pour véhicules d'administration	<b>Klimaanlage</b>	pour véhicules avec système de climati-
<b>für Brems-</b>		<b>für Fahr-</b>	sation
<b>scheiben-</b>		<b>zeuge mit</b>	
<b>dicke [mm]</b>	pour epaisseur de disque de frein [mm]	<b>Niveauregu-</b>	
		<b>lierung</b>	pour véhicules avec correcteur d'assi-
			ette

# Technische Übersetzungen

Technical translations - Traducciones técnicas - Traductions techniques - Traduzioni tecniche

FR		FR	
<b>für Fahrzeuge mit Scheibenbremse an der Hinterachse</b>	pour véhicules avec frein à disques à l'essieu arrière	<b>für Fahrzeuge ohne Bremskraftregler</b>	pour véhicules sans régulateur de freinage
<b>für Fahrzeuge mit Schlechtwegausführung</b>	pour véhicules préparés pour routes dégradées	<b>für Fahrzeuge ohne Bremskraftverstärker</b>	pour véhicules sans dispositif d'assistance de frein
<b>für Fahrzeuge mit Servolenkung</b>	pour véhicules avec direction assistée	<b>für Fahrzeuge ohne erhöhte Bodenfreiheit</b>	pour véhicules sans garde au sol augmentée
<b>für Fahrzeuge mit Sportfahrwerk</b>	pour véhicules avec châssis sportif	<b>für Fahrzeuge ohne Keramikbremse</b>	pour véhicules sans frein en céramique
<b>für Fahrzeuge mit Sportpaket</b>	pour véhicules avec équipement sport	<b>für Fahrzeuge ohne Klimaanlage</b>	pour véhicules sans système de climatisation
<b>für Fahrzeuge mit Spurverbreiterung</b>	pour véhicules avec écartement des roues élargi	<b>für Fahrzeuge ohne Niveauregulierung</b>	pour véhicules sans correcteur d'assiette
<b>für Fahrzeuge mit Trommelbremse an der Hinterachse</b>	pour véhicules avec frein à tambour à l'essieu arrière	<b>für Fahrzeuge ohne PCS (Pre-Crash Safety System)</b>	pour véhicules sans PCS (Pre-Crash Safety System)
<b>für Fahrzeuge mit verstärktem Fahrwerk</b>	pour véhicules avec châssis renforcé	<b>für Fahrzeuge ohne Schlechtwegausführung</b>	pour véhicules non-préparés pour routes dégradées
<b>für Fahrzeuge mit verstärkter Bremse</b>	pour véhicules avec frein assisté	<b>für Fahrzeuge ohne Sportfahrwerk</b>	pour véhicules sans châssis sportif
<b>für Fahrzeuge mit Vierradlenkung</b>	pour véhicules avec direction par quatre roues	<b>für Fahrzeuge ohne Sportpaket</b>	pour véhicules sans équipement sport
<b>für Fahrzeuge ohne AMG-Sportpaket</b>	pour véhicules sans paquet-sport AMG	<b>für Fahrzeuge ohne Spurverbreiterung</b>	pour véhicules sans écartement des roues élargi
		<b>für Fahrzeuge ohne verstärktes Fahrwerk</b>	pour véhicules sans châssis renforcé



# Technische Übersetzungen

Technical translations - Traducciones técnicas - Traductions techniques - Traduzioni tecniche

FR		FR	
<b>für Fahrzeuge ohne Vierradlenkung</b>	pour véhicules sans direction par quatre roues	<b>Informati- onsart</b>	Genre d'information
<b>für gepanzerte Fahrzeuge</b>	pour véhicules blindés	<b>innen</b>	intérieur
<b>für Individualausstattungs-ID</b>	pour ID d'équipement individuel	<b>Innengewinde 1 [mm]</b>	Taraudage 1 [mm]
<b>für Kolben-Ø [mm]</b>	pour piston-Ø [mm]	<b>Innensechskant</b>	hexagonal intérieur
<b>für Linkslenker</b>	pour véhicules avec direction à gauche	<b>Japan</b>	Japan
<b>für Motornummer</b>	pour code moteur	<b>Kolbendurchmesser [mm]</b>	Diamètre du piston [mm]
<b>für Polizeifahrzeuge</b>	pour voitures de police	<b>Kolbendurchmesser 1 [mm]</b>	Diamètre du piston 1 [mm]
<b>für Rechtslenker</b>	pour véhicules avec direction à droite	<b>Kolbendurchmesser 2 [mm]</b>	Diamètre du piston 2 [mm]
<b>für Reifenabmessung</b>	pour dimension de pneu	<b>Kombi</b>	Break
<b>für Schaltgetriebe</b>	pour boîte de vitesses manuelle	<b>kurzer Radstand</b>	Empattement court
<b>für Sonderfahrzeuge</b>	pour véhicules spéciaux	<b>L=</b>	Longueur [mm]
<b>für Taxifahrzeuge</b>	pour taxis	<b>L=</b>	Longueur globale
<b>für verlängerten Radstand</b>	pour empattement rallongé	<b>L1=</b>	Longueur 1 [mm]
<b>Generischer Artikel</b>	Référence générique de l'article	<b>L2=</b>	Longueur 2 [mm]
<b>GG</b>	Étrier de frein en fonte Fonte grise	<b>langer Radstand</b>	Empattement long
<b>grau</b>	gris	<b>mit Bremsattel- schrauben</b>	avec vis d'étrier de frein
<b>Groß Britan- nien</b>	Grande-Bretagne	<b>mit Einfach- bereifung</b>	avec pneus simples
<b>- Halter</b>	sans fixation	<b>mit Falten- balg</b>	avec machon
<b>Halter, Bremssattel</b>	Support, étrier de frein	<b>mit Flansch</b>	avec flasque/bride/rebord
<b>HH-Brems- kreisauftei- lung (VA +HA/VA+HA)</b>	Répart.° circuit frein.-HH(essieu av.+ arr./ess. av.+ ar.)	<b>mit Führungs- bolzen</b>	avec boulon-guide
		<b>mit Hohl- schraube</b>	avec vis creuse
		<b>mit Klemm- halter</b>	avec support-cosse
		<b>mit Leichtme- tallfelge</b>	avec jante en alliage léger
		<b>mit Rohrlei- tung</b>	avec tuyau

# Technische Übersetzungen

Technical translations - Traducciones técnicas - Traductions techniques - Traduzioni tecniche

FR		FR	
<b>mit Stahlfelge</b>	avec jante en acier	<b>nicht für Reifenabmessung</b>	pas pour dimensions de pneus
<b>Modelljahr ab</b> →		<b>nicht für SA Code</b>	pas pour SA code
<b>Motorcode</b>	Code moteur	<b>nicht für Sonderfahrzeuge</b>	pas pour véhicules spéciaux
<b>Nabendurchmesser [mm]</b>	Diamètre du moyeu [mm]	<b>nicht für Taxifahrzeuge</b>	pas pour taxis
<b>nicht für Ausstattungsvariante</b>	pas pour version d'équipement	<b>nicht für verlängerten Radstand</b>	pas pour empattement rallongé
<b>nicht für Baumuster</b>	pas pour modèle type	<b>NIS</b>	Système de freinage, Nissin
<b>nicht für Behördenfahrzeuge</b>	pas pour véhicules de l'administration	<b>normale Dämpfung</b>	Amortissement normal
<b>nicht für Bremsattel-farbe</b>	pas pour couleur de l'étrier-frein	<b>nur in Verbindung mit</b>	uniquement en connexion avec
<b>nicht für Campingfahrzeuge</b>	pas pour véhicules de camping	<b>nur paarweise austauschen</b>	Remplacement uniquement par paires
<b>nicht für erhöhte Nutzlast</b>	non pour charge utile surélevée	<b>Nutzlast [kg]</b>	Charge utile [kg]
<b>nicht für Facelift</b>	pas pour facelift	<b>Nutzlast ab [kg]</b>	Charge utile à partir de [kg]
<b>nicht für Fahrzeuge mit verstärkter Bremse</b>	pas pour véhicules avec frein assisté	<b>Nutzlast bis [kg]</b>	Charge utile jusqu'à [lb]
<b>nicht für Felgenreöße [Zoll]</b>	pas pour dimension de jante [pouce]	<b>ohne Bremsbeläge</b>	sans plaquettes de freins
<b>nicht für gepanzerte Fahrzeuge</b>	pas pour véhicules blindés	<b>ohne Hohl-schraube</b>	sans vis creuse
<b>nicht für kalte Klimazonen</b>	pas pour climat froid	<b>ohne Klemmhalter</b>	sans support-cosse
<b>nicht für Multi-link Achse</b>	pas pour essieu multilink	<b>ohne Leichtmetallfelge</b>	sans jante en alliage léger
<b>nicht für Polizeifahrzeuge</b>	pas pour voitures de police	<b>Orga →</b>	N° d'organisation à partir de
		<b>PER</b>	Système de freinage, Perrot
		<b>- Performance Parts</b>	pour véhicules sans frein Performance
		<b>Radstand [mm]</b>	Empattement [mm]
		<b>rot</b>	rouge
		<b>rot/silber</b>	rouge/argenté
		<b>Schaltgetriebe</b>	boîte de vitesses manuelle
















# Technische Übersetzungen

Technical translations - Traducciones técnicas - Traductions techniques - Traduzioni tecniche

FR		FR	
<b>Scheibenbremse</b>	Frein à disque	∅	Diamètre [mm]
<b>Schlüsselweite 1 [mm]</b>	Largeur de clé 1 [mm]	→	Date de production à partir de Année à partir de N° de châssis à partir de
<b>Schlüsselweite 2 [mm]</b>	Largeur de clé 2 [mm]	→	Année jusqu'à N° de châssis jusqu'à
<b>Schraube, Bremssattel</b>	Vis, étrier de frein	→ <b>Orga</b>	N° d'organisation jusqu'à
<b>schwarz</b>	noir		
<b>- SCS</b>	pour véhicules sans SCS		
<b>selbstsichernd</b>	indesserable		
<b>silber</b>	argent		
<b>Slowakische Republik</b>	République slovaque		
<b>Spezialaufbau</b>	Carrosserie spéciale		
<b>Stahlflex</b>	Flexible en acier		
<b>Starrachse</b>	Essieu rigide		
<b>SUM</b>	Système de freinage, Sumitomo		
<b>Trommelbremse</b>	Frein à tambour		
<b>TRW</b>	Système de freinage, Lucas / TRW		
<b>Türenanzahl</b>	Nombre de portes		
<b>Türkei</b>	Turquie		
<b>ultramarineblau</b>	bleu ultra-marin (foncé)		
<b>Ungarn</b>	Hongrie		
<b>V</b>	ventilé de l'intérieur ventilé		
<b>verstärkte Dämpfung</b>	Amortissement renforcé		
<b>Vollautomatik</b>	entièrement automatique		
<b>Vorschaltgerätee</b>	Groupe relais précédent à boîte de vitesses		
<b>- WK</b>	contact de signal d'usure exclu		
<b>x</b>	Nombre de connexions		
<b>X-Bremskreisaufteilung (Diagonale Aufteilung)</b>	Répartition du circuit de freinage-X / Répartition diagonale		
<b>Zubehörsatz, Bremssattel</b>	Kit d'accessoires, étrier de frein		

# Technische Übersetzungen

Technical translations - Traducciones técnicas - Traductions techniques - Traduzioni tecniche

IT		IT	
	Pinza freno	+ WK	Con contatto segnalazione usura
		+ Zub	con accessori
	Flessibile del freno	1-/2-Kreis-bremsssystem	Sistema frenante semplice/doppio circuito
	posteriore	2020	2020
	Assale posteriore Sx	- ABS	per veicoli senza ABS
	Assale posteriore Dx	Achsausführung	Versione assale
	centro	Achsnummer	N° assale
	Superiore	AKE	Sistema frenante, Akebono
	inferiore	ALU	Pinza freno in alluminio Alluminio
	anteriore	Aluminium/ Grauguss	Alluminio/ghisa
	Assale anteriore Sx	am Brems-sattel	alla pinza freno
	Assale anteriore Dx	Anschluss-gewinde	Filettatura di raccordo
+ ABS	per veicoli con ABS	Anzahl Sitz-plätze	N° posti a sedere
+ ASC	per veicoli conASC	Artikel-nummer des empfohlenen Zubehörs	N° articolo accessorio consigliato
+ ASR	per veicoli con ASR	- ASR	per veicoli senza ASR
+ AUS	Australia	außen	Esterno
+ D	Germania	Außenge-winde 1 [mm]	Filetto esterno 1 [mm]
+ eFSB	Pinza freno con regolatore per freno stazionamento elettrico per veicoli con freno stazionamento elettrico	Außenge-winde 2 [mm]	Filetto esterno 2 [mm]
+ EMot	con motore elettrico	Außensechs-kant	Ad esagono sporgente
+ ESP	per veicoli con ESP	Austausch-teil	Ricambio di rotazione
+ FSB	Pinza freno con freno-stazionamento integrato	Automatikge-triebe	Trasmissione automatica
+ Halter	con supporto	Baumuster	Modello
+ J	Giappone	BDX	Sistema frenante, Bendix
+PR	per N° PR	Bördelform	Forma bordatura
+SA	per codice SA	BOS	Sistema frenante, Bosch
+ std	per veicoli con autotelaio standard	BRE	Sistema frenante, Brembo
+ USA	USA	Bremssattel	Pinza freno

# Technische Übersetzungen

Technical translations - Traducciones técnicas - Traductions techniques - Traduzioni tecniche

IT		IT	
<b>Bremssattelachssatz</b>	Kit assale pinza freno	<b>für Brems-scheibendurchmesser [mm]</b>	per diametro disco freno [mm]
<b>Bremssattel-farbe</b>	Colore pinza freno	<b>für Doppelbe-reifung</b>	per pneumatici gemellati
<b>Brems-schlauch</b>	Flessibile del freno	<b>für Einfach-bereifung</b>	per pneumatici singoli
<b>- D</b>	Germania	<b>für erhöhte Nutzlast</b>	per elevata portata utile
<b>Dichtungs-satz, Brems-sattel</b>	Kit guarnizioni, Pinza freno a disco	<b>für Facelift</b>	per Facelift
<b>DIN/ISO</b>	DIN/ISO	<b>für Fahr-zeuge mit 3. Sitzreihe</b>	per veicoli con 3ª fila sedili
<b>- eFSB</b>	per veicoli senza freno stazionamento elettrico	<b>für Fahr-zeuge mit AMG-Sport-paket</b>	per veicoli con pacchetto sportivo AMG
<b>- ESP</b>	per veicoli senza ESP	<b>für Fahr-zeuge mit Bremsbelag-verschleiss-anzeige</b>	per veicoli con indicatore d'usura pastiglia freno
<b>F</b>	F	<b>für Fahr-zeuge mit Bremskraft-regler</b>	per veicoli con modulatore frenata
<b>Fahrzeugpro-duktionsland</b>	Paese produzione veicolo	<b>für Fahr-zeuge mit Bremskraft-verstärker</b>	per veicoli con servofreno
<b>farblos</b>	incolore	<b>für Fahr-zeuge mit erhöhter Bodenfreiheit</b>	per veicoli con altezza da terra maggio-rata
<b>Feder, Bremssattel</b>	Molla, Pinza freno	<b>für Fahr-zeuge mit Keramik-bremse</b>	per veicoli con freni in ceramica
<b>Felge Loch-zahl</b>	Cerchione, N° fori	<b>für Fahr-zeuge mit Klimaanlage</b>	per veicoli con aria condizionata
<b>Felgengröße [Zoll]</b>	Misura cerchione [pollici]	<b>für Fahr-zeuge mit Niveauregu-lierung</b>	per veicoli con impianto correzione altezza
<b>Flanschloch-durchmesser [mm]</b>	Diametro foro flangia [mm]		
<b>Frankreich</b>	Francia		
<b>Führungs-bolzen, Bremssattel</b>	Perno di guida, Pinza freno		
<b>Führungshül-sensatz, Bremssattel</b>	Kit manicotti di guida, Pinza freno		
<b>für Artikel-nummer</b>	per n° articolo		
<b>für Automa-tikgetriebe</b>	per cambio automatico		
<b>für Behör-denfahrzeuge</b>	per veicoli dell'amministrazione pubb-lica		
<b>für Brems-scheiben-dicke [mm]</b>	per spessore disco freno [mm]		

# Technische Übersetzungen

Technical translations - Traducciones técnicas - Traductions techniques - Traduzioni tecniche

IT		IT	
für Fahrzeuge mit Scheibenbremse an der Hinterachse	per veicoli con freni a disco ad assale posteriore	für Fahrzeuge ohne Bremskraftregler	per veicoli senza modulatore frenata
für Fahrzeuge mit Schlechtwegausführung	per veicoli con sospensioni off-road	für Fahrzeuge ohne Bremskraftverstärker	per veicoli senza servofreno
für Fahrzeuge mit Servolenkung	per veicoli con servosterzo	für Fahrzeuge ohne erhöhte Bodenfreiheit	per veicoli senza altezza da terra maggiorata
für Fahrzeuge mit Sportfahrwerk	per veicoli con autotelaio sportivo	für Fahrzeuge ohne Keramikbremse	per veicoli senza freni in ceramica
für Fahrzeuge mit Sportpaket	per veicoli con pacchetto sportivo	für Fahrzeuge ohne Klimaanlage	per veicoli senza aria condizionata
für Fahrzeuge mit Spurverbreiterung	per veicoli con allargamento carreggiata	für Fahrzeuge ohne Niveauregulierung	per veicoli senza impianto correzione altezza
für Fahrzeuge mit Trommelbremse an der Hinterachse	per veicoli con freni a tamburo ad assale posteriore	für Fahrzeuge ohne PCS (Pre-Crash Safety System)	per veicoli senza PCS (Pre-Crash Safety System)
für Fahrzeuge mit verstärktem Fahrwerk	per veicoli con autotelaio rinforzato	für Fahrzeuge ohne Schlechtwegausführung	per veicoli senza sospensioni off-road
für Fahrzeuge mit verstärkter Bremse	per veicoli con freno rinforzato	für Fahrzeuge ohne Sportfahrwerk	per veicoli senza autotelaio sportivo
für Fahrzeuge mit Vierradlenkung	per veicoli con quattro ruote sterzanti	für Fahrzeuge ohne Sportpaket	per veicoli senza pacchetto sportivo
für Fahrzeuge ohne AMG-Sportpaket	per veicoli senza pacchetto sportivo AMG	für Fahrzeuge ohne Spurverbreiterung	per veicoli senza allargamento carreggiata
		für Fahrzeuge ohne verstärktes Fahrwerk	per veicoli senza autotelaio rinforzato



# Technische Übersetzungen

Technical translations - Traducciones técnicas - Traductions techniques - Traduzioni tecniche

IT		IT	
<b>für Fahrzeuge ohne Vierradlenkung</b>	per veicoli senza quattro ruote sterzanti	<b>Informati- onsart</b>	Tipo informazione
<b>für gepanzerte Fahrzeuge</b>	per veicoli corazzati	<b>innen</b>	interno
<b>für Individualausstattungs-ID</b>	per ID-equipaggiamento individuale	<b>Innenge- winde 1 [mm]</b>	Filettatura interna 1 [mm]
<b>für Kolben-Ø [mm]</b>	per pistone-Ø [mm]	<b>Innensechs- kant</b>	Ad esagono incassato
<b>für Linkslenker</b>	per veicolo con guida a Sx	<b>Japan</b>	Giappone
<b>für Motor- nummer</b>	per n° motore	<b>Kolbendurch- messer [mm]</b>	Diametro pistone [mm]
<b>für Polizei- fahrzeuge</b>	per veicoli della polizia	<b>Kolbendurch- messer 1 [mm]</b>	Diametro pistone 1 [mm]
<b>für Rechtslenker</b>	per veicolo con guida a Dx	<b>Kolbendurch- messer 2 [mm]</b>	Diametro pistone 2 [mm]
<b>für Reifenab- messung</b>	per dimensioni pneumatici	<b>Kombi</b>	Station wagon
<b>für Schaltge- triebe</b>	per cambio manuale	<b>kurzer Radstand</b>	Passo ruote corto
<b>für Sonder- fahrzeuge</b>	per veicoli speciali	<b>L=</b>	Lunghezza [mm]
<b>für Taxifahr- zeuge</b>	per taxi	<b>L=</b>	Lunghezza totale [mm]
<b>für verlän- gerten Radstand</b>	per passo allungato	<b>L1=</b>	Lunghezza 1 [mm]
<b>Generischer Artikel</b>	Numero generico dell'articolo	<b>L2=</b>	Lunghezza 2 [mm]
<b>GG</b>	Pinza freno in ghisa Ghisa grigia	<b>langer Radstand</b>	Passo ruote lungo
<b>grau</b>	grigio	<b>mit Brems- sattel- schrauben</b>	con bulloni pinza freno
<b>Groß Britan- nien</b>	Gran Bretagna	<b>mit Einfach- bereifung</b>	con pneumatici singoli
<b>- Halter</b>	senza supporto	<b>mit Falten- balg</b>	con guaina parapolvere
<b>Halter, Bremssattel</b>	Supporto, Pinza freno	<b>mit Flansch</b>	con flangia
<b>HH-Brems- kreisauftei- lung (VA +HA/VA+HA)</b>	Ass.Post.-Distrib. circ. fren.(As.ant +As.post/As.ant+As.post	<b>mit Führungs- bolzen</b>	con guidanastro
		<b>mit Hohl- schraube</b>	con vite cava
		<b>mit Klemm- halter</b>	con supporto di fermo
		<b>mit Leichtme- tallfelge</b>	con cerchioni in lega leggera
		<b>mit Rohrlei- tung</b>	con tubazione

# Technische Übersetzungen

Technical translations - Traducciones técnicas - Traductions techniques - Traduzioni tecniche

IT		IT	
<b>mit Stahlfelge</b>	con cerchione in acciaio	<b>nicht für Reifenabmessung</b>	non per dimensioni pneumatico
<b>Modelljahr ab</b> →		<b>nicht für SA Code</b>	non per codice SA
<b>Motorcode</b>	Codice motore	<b>nicht für Sonderfahrzeuge</b>	Non per veicoli speciali
<b>Nabendurchmesser [mm]</b>	Diametro mozzo [mm]	<b>nicht für Taxifahrzeuge</b>	Non per taxi
<b>nicht für Ausstattungsvariante</b>	non per tipo equipaggiamento	<b>nicht für verlängerten Radstand</b>	Non per passo allungato
<b>nicht für Baumuster</b>	non per modello	<b>NIS</b>	Sistema frenante, Nissin
<b>nicht für Behördenfahrzeuge</b>	Non per veicoli dell'amministrazione pubbl.	<b>normale Dämpfung</b>	Ammortizzazione normale
<b>nicht für Bremssattel-farbe</b>	non per colore pinza freno	<b>nur in Verbindung mit</b>	solo unitamente a
<b>nicht für Campingfahrzeuge</b>	Non per autoroulotte	<b>nur paarweise austauschen</b>	da sostituire solo in coppia
<b>nicht für erhöhte Nutzlast</b>	Non per elevata portata utile	<b>Nutzlast [kg]</b>	Portata utile [kg]
<b>nicht für Facelift</b>	non per Facelift	<b>Nutzlast ab [kg]</b>	Portata utile da [kg]
<b>nicht für Fahrzeuge mit verstärkter Bremse</b>	Non per veicoli con freno rinforzato	<b>Nutzlast bis [kg]</b>	Portata utile fino a [kg]
<b>nicht für Felgenreöße [Zoll]</b>	non per misura cerchione [pollici]	<b>ohne Bremsbeläge</b>	senza materiale d'attrito
<b>nicht für gepanzerte Fahrzeuge</b>	Non per veicoli corazzati	<b>ohne Hohl-schraube</b>	senza vite cava
<b>nicht für kalte Klimazonen</b>	Non per climi freddi	<b>ohne Klemmhalter</b>	senza supporto di fermo
<b>nicht für Multi-link Achse</b>	Non per assale multilink	<b>ohne Leichtmetallfelge</b>	senza cerchione in lega leggera
<b>nicht für Polizeifahrzeuge</b>	Non per mezzi della polizia	<b>Orga →</b>	N° organizzazione da
		<b>PER</b>	Sistema frenante, Perrot
		<b>- Performance Parts</b>	per veicoli senza freno Performance
		<b>Radstand [mm]</b>	Passo ruote [mm]
		<b>rot</b>	rosso
		<b>rot/silber</b>	rosso/argento
		<b>Schaltgetriebe</b>	Cambio manuale



# Technische Übersetzungen

Technical translations - Traducciones técnicas - Traductions techniques - Traduzioni tecniche

IT		IT	
<b>Scheibenbremse</b>	Freno a disco	∅	Diametro [mm]
<b>Schlüsselweite 1 [mm]</b>	Apertura chiave 1 [mm]	→	Data di produzione da Anno da N° telaio da
<b>Schlüsselweite 2 [mm]</b>	Apertura chiave 2 [mm]	→	Anno fino a N° telaio fino a
<b>Schraube, Bremssattel</b>	Bullone, Pinza freno	→ <b>Orga</b>	N° organizzazione fino a
<b>schwarz</b>	nero		
<b>- SCS</b>	per veicoli senza SCS		
<b>selbstsichernd</b>	con autofissaggio		
<b>silber</b>	argento		
<b>Slowakische Republik</b>	Repubblica slovacca		
<b>Spezialaufbau</b>	Carrozzeria speciale		
<b>Stahlflex</b>	Stalflex		
<b>Starrachse</b>	Assale rigido		
<b>SUM</b>	Sistema frenante, Sumitomo		
<b>Trommelbremse</b>	Freno a tamburo		
<b>TRW</b>	Sistema frenante, Lucas / TRW		
<b>Türenanzahl</b>	N° portiere		
<b>Türkei</b>	Turchia		
<b>ultramarineblau</b>	blu ultramarino		
<b>Ungarn</b>	Ungheria		
<b>V</b>	Autoventilato ventilato		
<b>verstärkte Dämpfung</b>	Ammortizzazione rinforzata		
<b>Vollautomatik</b>	Interamente automatizzato		
<b>Vorschaltgetriebe</b>	Cambio supplementare a valle d'un altro		
<b>- WK</b>	senza contatto segnalazione usura		
<b>x</b>	N° raccordi		
<b>X-Bremskreisaufteilung (Diagonale Aufteilung)</b>	Ripartizione circ. fren. a X (Diagonale)		
<b>Zubehörsatz, Bremssattel</b>	Kit accessori, Pinza freno		



**ATE - A Trademark of the  
Continental Corporation**

**Continental Aftermarket & Services  
GmbH**

Sodener Straße 9  
D-65824 Schwalbach  
Tel. +49 (0) 6196 87 0  
Fax +49 (0) 6196 865 71

[www.ate.de](http://www.ate.de)

**Continental Automotive Trading  
Italia S.r.l.**

Segmento IAM - ATE  
Via G. Matteotti, 62  
I-20092 Cinisello Balsamo (MI)  
Tel. +39 02 35680 1  
Fax +39 02 35680 325  
E-Mail: [supporto@continental-corporation.com](mailto:supporto@continental-corporation.com)

[www.ate-freni.it](http://www.ate-freni.it)

**Continental Automotive France SAS**

6 rue Jean Moulin  
F-78120 Rambouillet  
Tél. +33 (0) 9 69 37 37 37  
E-Mail: [07GYFMAte-technique@continental-corporation.com](mailto:07GYFMAte-technique@continental-corporation.com)

[www.ate-freinage.fr](http://www.ate-freinage.fr)

**Continental Automotive Spain, S.A.**

C/ Sepúlveda, 11  
E-28108 Alcobendas (Madrid)  
Tel. +34 (0) 91 657 21 21  
Fax +34 (0) 91 657 21 49

[www.frenos-ate.es](http://www.frenos-ate.es)

