

Trommelbremsen Drum Brakes

2023

Bremsen-Ersatzteilprogramm

Brake Parts Program



Brakethrough Technology



Erstklassig First-class

Besser ist besser

Wenn es um Qualität geht, genügt uns ein „sehr gut“ noch lange nicht. Wir erfüllen hohe Ansprüche an das Qualitätsmanagement und die europäische Sicherheitsnorm ECE-R90 wird von ATE sogar übertroffen. Zudem führen wir zahlreiche zusätzliche Tests durch, unter anderem zu Verschleiß und Wärmeleistung.

Auch Nachhaltigkeit ist uns wichtig: Wir stellen die Mischungen für ATE Bremsbeläge auf kupferfreie Materialien um und setzen bei ATE Ceramic auf geringen Abrieb. Nutzen ausschließlich umweltfreundliches Material für die Beschichtung von Bremscheiben. Und bereiten Produkte wie Bremsattel wieder auf.

Better is better

When it comes to quality, “very good” is simply not good enough for us. We meet high standards of quality management – and ATE even exceeds the European safety standard ECE-R90. We also perform many additional tests, including wear and thermal performance.

Sustainability is also important to us: we convert the compounds for ATE brake pads to copperfree materials and opt for low abrasion with ATE Ceramic. We only use environmentally friendly material for the coating of brake discs – and we remanufacture products like brake callipers.

Höchste Qualität für optimale Leistung.



SUPER DOT 5.1

Der Premium-Allrounder ATE SUPER DOT 5.1 mit bester Funktionalität bei heißen wie kalten Einsatzbedingungen: 5 °C höherer Nass-Siedepunkt und höheres Wechselintervall als ATE SL.6 bei gleich guter Viskosität, ideal für Fahrzeuge mit modernen Fahrerassistenzsystemen wie ESP®, ABS und ASR.

Große Auswahl für alle Einsatzgebiete

- | ATE SL als bewährter DOT 4-Typ, ATE TYP 200 für Rennsportbegeisterte und ATE DOT 3 G für Oldtimer und Fahrzeuge, wo die Verwendung einer DOT 3-Flüssigkeit vom Fahrzeughersteller vorgeschrieben ist
- | ATE SL.6 ist optimal für ESP®, ABS und ASR: dünnflüssig auch bei niedrigen Temperaturen, schnelle Reaktionszeit
- | Siedepunkte und Viskosität übertreffen gesetzliche und technische Anforderungen
- | Schutz vor Korrosion durch hochwertige Additive

Die Eigenschaften von ATE Bremsflüssigkeiten

	Siedepunkt	Nass-Siedepunkt	Viskosität bei -40 °C	Wechselintervall
ATE SUPER DOT 5.1	min. 265 °C	min. 180 °C	max. 750 mm ² /s	bis 3 Jahre
ATE TYP 200 DOT 4 Racing-Qualität	min. 280 °C	min. 198 °C	max. 1.400 mm ² /s	bis 3 Jahre
ATE SL.6 DOT 4 Ideal für ESP®, ABS, ASR	min. 265 °C	min. 175 °C	max. 700 mm ² /s	bis 2 Jahre
ATE SL DOT 4	min. 260 °C	min. 165 °C	max. 1.400 mm ² /s	bis 1 Jahr
ATE DOT 3 G	min. 245 °C	min. 150 °C	max. 1.500 mm ² /s	bis 1 Jahr

Zur Erhaltung der Funktionssicherheit der Bremsanlage muss Bremsflüssigkeit entsprechend der vom Fahrzeughersteller vorgegebenen Qualität und in den angegebenen Wechselintervallen ausgetauscht werden.



Servicegeräte

Natürlich bieten wir auch Geräte für Tests, Entlüftung und Entsorgung von Bremsflüssigkeiten an. Sie arbeiten exakt und zuverlässig, sind leicht zu bedienen und technologisch auf dem neuesten Stand.



In unserem Expert Talk stellen wir Ihnen die verschiedenen Bremsflüssigkeiten vor:



Erfahren Sie mehr über ATE Bremsflüssigkeiten auf www.ate.de/bremsfluessigkeit sowie über unsere Servicegeräte auf www.ate-info.de

Typ	ATE Sachnummer	EAN-Nr. 4006633	Gebinde	Paletteneinheit	
SUPER DOT 5.1	SAE-Spezifikation, J1704-FMVSS 116/DOT 5.1 ISO-Klasse 5.1 – niedrigviskos	706602 03.9901-6602.2	45757 6	1 l	600 Kannen ²
		706603 03.9901-6603.2	45759 0	5 l	400 Kannen ³
		706611 03.9901-6611.2	45761 3	20 l	36 Kannen
		706620 03-9901-6620-2	48735 1	30 l	22 Kannen
		706614 03-9901-6614-2	48734 4	50 l	12 Kannen
TYP 200	SAE-Spezifikation, J1704-FMVSS 116/DOT 4	706202 03.9901-6202.2	10825 6	1 l	600 Kannen ²
		706203 03.9901-6203.2	12166 8	5 l	400 Kannen ³
		706220 03.9901-6220.2	12780 6	30 l	22 Kannen
SL 6	SAE-Spezifikation, J1704-FMVSS 116/DOT 4 ISO-Klasse 6 – niedrigviskos	706402 03.9901-6402.2	20746 1	1 l	600 Kannen ²
		706403 03.9901-6403.2	20748 5	5 l	400 Kannen ³
		706411 03.9901-6411.2	20750 8	20 l	36 Kannen
		706420 03.9901-6420.2	23120 6	30 l	22 Kannen
		706414 03.9901-6414.2	23005 6	50 l	12 Kannen
		706405 03.9901-6405.2	23121 3	200 l	1 Stück
SL	SAE-Spezifikation, J1704-FMVSS 116/DOT 4	705801 03.9901-5801.2	49001 6	1/2 l	1.200 Kannen ¹
		705802 03.9901-5802.2	49002 3	1 l	600 Kannen ²
		705803 03.9901-5803.2	49003 0	5 l	400 Kannen ³
		705811 03.9901-5811.2	29907 7	20 l	12 Kannen
		705820 03.9901-5820.2	10824 9	30 l	22 Kannen
		705814 03.9901-5814.2	10366 4	50 l	12 Kannen
		705805 03.9901-5805.2	49005 4	200 l	1 Stück
G	SAE-Spezifikation, J1703-FMVSS 116/DOT 3	700301 03-9901-0301-2	10188 2	1/2 l	1.200 Kannen ¹
		705302 03.9901-5302.2	10199 8	1 l	600 Kannen ²
		705303 03.9901-5303.2	10201 8	5 l	400 Kannen ³

Abweichende Artikelnummern für Lieferländer außerhalb Deutschlands möglich.

Paletteneinheit:

¹20 Kannen je Karton.

²10 Kannen je Karton.

³4 Kannen je Karton.

Top quality for optimum performance.



SUPER DOT 5.1

ATE SUPER DOT 5.1 with optimum performance in both hot and cold conditions: 5 °C higher wet boiling point than ATE SL.6, same excellent viscosity, longer change interval, ideal for vehicles with advanced driver assistance systems like ESP®, ABS and ASR.

Wide selection for all applications

- | ATE SL as a proven DOT 4 grade, ATE TYP 200 for racing enthusiasts and ATE DOT 3 G for classic cars and vehicles for which the manufacturer specifies a DOT 3 brake fluid
- | ATE SL.6 is optimal for ESP®, ABS and ASR: low viscosity even at low temperatures, with a fast reaction time
- | Boiling points and viscosities are better than in statutory and technical regulations
- | Protection from corrosion by high-grade additives

Properties of ATE brake fluids

	Boiling point	Wet boiling point	Viscosity at -40 °C	Change interval
ATE SUPER DOT 5.1	min. 265 °C/509 °F	min. 180 °C/356 °F	max. 750 mm ² /s	up to 3 years
ATE TYP 200 DOT 4 Racing quality	min. 280 °C/536 °F	min. 198 °C/388 °F	max. 1,400 mm ² /s	up to 3 years
ATE SL.6 DOT 4 Ideal for ESP®, ABS, ASR	min. 265 °C/509 °F	min. 175 °C/347 °F	max. 700 mm ² /s	up to 2 years
ATE SL DOT 4	min. 260 °C/500 °F	min. 165 °C/329 °F	max. 1,400 mm ² /s	up to 1 year
ATE DOT 3 G	min. 245 °C/473 °F	min. 150 °C/302 °F	max. 1,500 mm ² /s	up to 1 year

To maintain the operational reliability and safety of the brake system, you must change the brake fluid in accordance with the vehicle manufacturer's recommendations on quality and at the specified change intervals.



Service units

Of course we also offer devices for testing, bleeding and disposing of brake fluids. The devices work accurately and reliably, are easy to use and their technology is state of the art.



In our Expert Talk we introduce you to the different brake fluids:



To learn more about ATE brake fluids go to www.ate-brakes.com/brakefluid. Information on our service units is available at www.ate-info.de/en

Type	ATE item code	Language variations	Container	Pallet unit
DOT 5.1 SUPER low viscosity	706602 03.9901-6602.2	DE, EN, ES, PT, CN, FR, IT, AR, SE, NL, JP, TH, GR	1 l	600 cans ²
	706612 03.9901-6612.2	PL, RU, CZ, SK, SLO, HU, BG, KA, HR, SR, RO	1 l	600 cans ²
	706603 03.9901-6603.2	DE, EN, ES, PT, CN, FR, IT, AR, SE, NL, JP, TH, GR, PL, RU, CZ, SK, SLO, HU, BG, KA, HR, SR, RO	5 l	400 cans ³
	706611 03.9901-6611.2		20 l	36 cans
	706620 03.9901-6620-2		30 l	22 cans
	706614 03.9901-6614-2		50 l	12 cans
200 TYP	706202 03.9901-6202.2	DE, EN, ES, PT, CN, FR, IT, AR, SE, NL, JP, TH, GR	1 l	600 cans ²
	706212 03.9901-6212.2	PL, RU, CZ, SK, SLO, HU, BG, KA, HR, SR, RO	1 l	600 cans ²
	706203 03.9901-6203.2	DE, EN, PL, ES, CN, FR, IT, RO, AR, SE, RU, HR, SR, CZ, SK, SLO, GR, HU, JP, TH, BG, NL, PT, KA, DK, FI, SQ, TR, LV, NO, LT, MS, HY	5 l	400 cans ³
	706220 03.9901-6220.2	DE, EN, PL, ES, CN, FR, IT, RO, AR, SE, RU, HR, SR, CZ, SK, SLO, GR, HU, JP, TH, BG, NL, PT, KA, DK, FI, SQ, TR	30 l	22 cans
SL6	706402 03.9901-6402.2	DE, EN, ES, PT, CN, FR, IT, AR, SE, NL, JP, TH, GR	1 l	600 cans ²
	706432 03.9901-6432.2	PL, RU, CZ, SK, SLO, HU, BG, KA, HR, SR, RO	1 l	600 cans ²
	706403 03.9901-6403.2	DE, EN, PL, ES, CN, FR, IT, RO, AR, SE, RU, HR, SR, CZ, SK, SLO, GR, HU, JP, TH, BG, NL, PT, KA, DK, FI, SQ, TR, LV, NO, LT, MS, HY	5 l	400 cans ³
	706411 03.9901-6411.2	DE, EN, PL, ES, CN, FR, IT, RO, AR, SE, RU, HR, SR, CZ, SK, SLO, GR, HU, JP, TH, BG, NL, PT, KA, DK, FI, SQ, TR, LV	20 l	36 cans
	706420 03.9901-6420.2	DE, EN, PL, ES, CN, FR, IT, RO, AR, SE, RU, HR, SR, CZ, SK, SLO, GR, HU, JP, TH, BG, NL, PT, KA, DK, FI, SQ, TR	30 l	22 cans
	706414 03.9901-6414.2		50 l	12 cans
706405 03.9901-6405.2		200 l	1 item	
SL	705801 03.9901-5801.2	DE, EN, ES, AR, TH, CN	1/2 l	1,200 cans ¹
	705831 03.9901-5831.2	PL, RO, RU, HR, SLO, KA	1/2 l	1,200 cans ¹
	705802 03.9901-5802.2	DE, EN, ES, PT, CN, FR, IT, AR, SE, NL, JP, TH, GR	1 l	600 cans ²
	705832 03.9901-5832.2	PL, RU, CZ, SK, SLO, HU, BG, KA, HR, SR, RO	1 l	600 cans ²
	705803 03.9901-5803.2	DE, EN, PL, ES, CN, FR, IT, RO, AR, SE, RU, HR, SR, CZ, SK, SLO, GR, HU, JP, TH, BG, NL, PT, KA, DK, FI, SQ, TR, LV, NO, LT, MS, HY	5 l	400 cans ³
	705811 03.9901-5811.2	DE, EN, PL, ES, CN, FR, IT, RO, AR, SE, RU, HR, SR, CZ, SK, SLO, GR, HU, JP, TH, BG, NL, PT, KA, DK, FI, SQ, TR, LV	20 l	12 cans
	705820 03.9901-5820.2	DE, EN, PL, ES, CN, FR, IT, RO, AR, SE, RU, HR, SR, CZ, SK, SLO, GR, HU, JP, TH, BG, NL, PT, KA, DK, FI, SQ, TR	30 l	22 cans
	705814 03.9901-5814.2		50 l	12 cans
705805 03.9901-5805.2		200 l	1 item	
G	700301 03.9901-0301-2	—	1/2 l	1,200 cans ¹
	705302 03.9901-5302.2	—	1 l	600 cans ²
	705303 03.9901-5303.2	—	5 l	400 cans ³
B	700301 03.9901-0301.2	—	1/2 l	1,200 cans ²
	700302 03.9901-0302.2	—	1 l	600 cans ²

Item codes may be different for countries of delivery other than Germany.

Pallet unit: ¹ 20 cans per box. ² 10 cans per box. ³ 4 cans per box.



DE Inhaltsverzeichnis

Herstellerverzeichnis
Produktdetails
Fahrzeugverwendungen
Technische Übersetzungen

8	Index of vehicles
18	Product details
453	Applications of vehicles
1404	Technical translations

EN Table of contents

ES Índice

8	Índice de vehículos	8
18	Descripción del producto	18
453	Aplicaciones	453
1404	Traducciones técnicas	1404

FR Table des matières

Liste des véhicules
Présentation du produit
Applications
Traductions techniques

8	Indice autovetture
18	Panoramica prodotti
453	Applicazioni autoveicoli
1404	Traduzioni tecniche

IT Sommario

8
18
453
1404



DE Herstellerverzeichnis

EN Index of vehicles

ES Índice de vehículos

FR Liste des véhicules

IT Indice autovettura

2023

**ABARTH 454**

GRANDE PUNTO	454
PUNTO	454
PUNTO EVO	454

ALFA ROMEO 454

145 (930_)	454
146 (930_)	455
147 (937_)	455
155 (167_)	456
156 (932_)	456
156 Sportwagon (932_)	456
164 (164_)	457
166 (936_)	457
BRERA (939_)	457
GT (937_)	457
MITO (955_)	457
SPIDER (939_)	458

AUDI 458

A1 (8X1, 8XK)	458
A1 Allstreet (GBH)	458
A1 City Carver (GBH)	458
A1 Sportback (8XA, 8XF)	458
A1 Sportback (GBA)	459
A2 (8Z0)	459
A3 (8L1)	459
A3 (8P1)	460
A3 Sportback (8PA)	460
A4 B5 (8D2)	460
A4 B5 Avant (8D5)	461
A4 B6 (8E2)	461
A4 B6 Avant (8E5)	461
A4 B6 Cabriolet (8H7)	461
A4 B7 (8EC)	461
A4 B7 Avant (8ED)	462
A4 B7 Cabriolet (8HE)	462
A6 C4 (4A2)	462
A6 C4 Avant (4A5)	462
A6 C5 (4B2)	462
A6 C5 Avant (4B5)	463
ALLROAD C5 (4BH)	463
CABRIOLET B3 (8G7)	463
Q7 (4LB)	463
Q7 Van (4LB)	464
TT (8N3)	464
TT Roadster (8N9)	464

BMW 464

1 (E81)	464
1 (E87)	466
1 (F20)	467
1 (F21)	468
1 Cabriolet (E88)	469
1 Coupe (E82)	470
1 Van (F20)	471
2 Cabriolet (F23)	471
2 Coupe (F22, F87)	472
3 (E36)	473
3 (E46)	474
3 (E90)	475
3 (F30, F80)	477
3 (G20, G80, G28)	479
3 Cabriolet (E36)	479
3 Cabriolet (E46)	479
3 Cabriolet (E93)	480
3 Compact (E36)	481
3 Compact (E46)	482
3 Coupe (E36)	482
3 Coupe (E46)	483
3 Coupe (E92)	484
3 Gran Turismo (F34)	486
3 Touring (E36)	487
3 Touring (E46)	487
3 Touring (E91)	488
3 Touring (F31)	491
3 Touring Van (F31)	493
4 Cabriolet (F33, F83)	493

**BMW 464**

4 Coupe (F32, F82)	494
4 Gran Coupe (F36)	496
5 (E39)	497
5 (E60)	498
5 Gran Turismo (F07)	500
5 Touring (E39)	500
5 Touring (E61)	501
6 (E63)	503
6 Cabriolet (E64)	503
7 (E38)	503
7 (E65, E66, E67)	504
7 (F01, F02, F03, F04)	505
8 (E31)	506
X1 (E84)	506
X3 (E83)	506
X5 (E53)	507
X5 (E70)	508
X5 (F15, F85)	508
X6 (E71, E72)	509
X6 (F16, F86)	509
Z3 Coupe (E36)	509
Z3 Roadster (E36)	510
Z4 Coupe (E86)	510
Z4 Roadster (E85)	511
Z8 Roadster (E52)	511

CHEVROLET 511

ASTRA Schrägheck	511
ASTRA Stufenheck	511
AVEO / KALOS Schrägheck (T200)	511
AVEO / KALOS Schrägheck (T250, T255)	512
AVEO / KALOS Stufenheck (T200)	512
AVEO / KALOS Stufenheck (T250, T255)	512
AVEO Schrägheck (T300)	513
AVEO Stufenheck (T300)	513
CAPTIVA (C100, C140)	514
CAPTIVA SPORT	514
CAPTIVA Van (C100)	514
COBALT	514
CORSA Kombi	514
CRUZE (J300)	515
CRUZE Schrägheck (J305)	515
CRUZE Station Wagon (J308)	515
EPICA (KL1_)	515
EQUINOX	515
EVANDA	515
LACETTI (J200)	515
LACETTI Kombi (J200)	516
LACETTI Stufenheck (J200)	516
LANOS Stufenheck	516
MATIZ (M200, M250)	517
NUBIRA Kombi	517
NUBIRA Stufenheck	518
SPARK	518
SPARK (M300)	519
SPARK (M400)	519
SPARK Kasten/Schrägheck (M200, M250)	520
TACUMA Großraumlimousine (U100)	520
TIGRA	520
VECTRA	520
ZAFIRA (F75)	521

CHRYSLER 521

200 Cabriolet	521
200 Stufenheck	521
300C (LX, LE)	521
300C (LX)	521
300C Touring (LX, LE)	521
CROSSFIRE	522
CROSSFIRE Roadster	522
DELTA	522
PT CRUISER (PT_)	522
PT CRUISER Cabriolet	522
PT CRUISER Combi Van (PT_)	522
SEBRING (JR)	522
SEBRING (JS)	522
SEBRING Cabriolet (JR)	523
SEBRING Cabriolet (JS)	523

**CHRYSLER 521**

VOYAGER / GRAND VOYAGER III (GS_, NS_)	523
VOYAGER / GRAND VOYAGER IV (RG)	523
VOYAGER IV (RG, RS)	523
YPSILON	523

CITROËN 523

AMI (9A_)	523
AX (ZA_)	523
BERLINGO / BERLINGO FIRST Großraumlimousine (MF_, GJK_, GFK_)	525
BERLINGO / BERLINGO FIRST Kasten/Großraumlimousine (M_)	527
BERLINGO Kasten/Großraumlimousine (B9)	529
BERLINGO MULTISPACE (B9)	529
BERLINGO Pritsche/Fahrgestell (B9)	529
C1 (PM_, PN_)	529
C15 Kasten/Großraumlimousine (VD_)	540
C15 Kombi	541
C15 Pritsche/Fahrgestell (VDPD)	541
C1 II (PA_, PS_)	530
C2 (JM_)	530
C2 ENTERPRISE (JG_)	531
C3 AIRCROSS I	536
C3 I (FC_, FN_)	531
C3 II (SC_)	533
C3 III (SX)	534
C3 III Van (SX_, SY_)	535
C3 II Kasten/Schrägheck (SC_)	534
C3 Pluriel (HB_)	536
C4 AIRCROSS	537
C4 CACTUS	537
C4 CACTUS Van (0B_, 0P_)	538
C4 Coupe (LA_)	538
C4 I (LC_)	536
C4 I Kasten/Schrägheck (LR_)	537
C4 I Stufenheck	537
C5 I (DC_)	538
C5 I Break (DE_)	539
C5 II (RC_)	539
C5 II Break (RE_)	539
C5 Kasten/Kombi (DE_, RE_)	539
C8 (EA_, EB_)	539
C8 Van (EA_, EB_)	540
C-CROSSER (VU_, VV_)	541
C-CROSSER ENTERPRISE (VU_, VV_)	541
C-CROSSER Van (VU_)	542
C-ELYSEE (DD_)	542
C-ZERO	542
DS3 (SA_)	542
DS3 Cabriolet	543
EVASION Großraumlimousine (22, U6)	544
JUMPER Bus	546
JUMPER Bus (230P)	546
JUMPER Bus (244, Z_)	548
JUMPER Kasten	549
JUMPER Kasten (230L)	550
JUMPER Kasten (244)	553
JUMPER Pritsche/Fahrgestell	554
JUMPER Pritsche/Fahrgestell (230)	555
JUMPER Pritsche/Fahrgestell (244)	557
JUMPY (U6U_)	558
JUMPY (VF7)	559
JUMPY Kasten	559
JUMPY Kasten (BS_, BT_, BY_, BZ_)	559
JUMPY Pritsche/Fahrgestell	560
JUMPY Pritsche/Fahrgestell (BU_, BV_, BW_, BX_)	561
NEMO Großraumlimousine	561
NEMO Kasten/Großraumlimousine (AA_)	562
SAXO (S0, S1)	562
SAXO Hatchback van (S3_)	564
XANTIA (X1_, X2_)	565
XANTIA Break (X1_, X2_)	565
XM (Y4)	565
XSARA (N1)	565
XSARA Break (N2)	568
XSARA Coupe (N0)	570
XSARA Kasten/Kombi	572
XSARA Kasten/Schrägheck (N3_)	573



**CITROËN****523**

XSARA PICASSO (N68)	575
ZX (N2)	576
ZX Break (N2)	579

DACIA**580**

DOKKER Express Kasten/Großraumlimousine	580
DOKKER Großraumlimousine (KE_)	580
DUSTER (HM_)	581
DUSTER (HS_)	582
DUSTER Kasten/SUV	582
LODGY (JS_)	583
LOGAN (LS_)	584
LOGAN EXPRESS (FS_)	586
LOGAN II	586
LOGAN MCV (KS_)	587
LOGAN MCV II	588
LOGAN Pick-up (US_)	589
SANDERO	589
SANDERO II	591

DAEWOO**591**

ARANOS	592
ESPERO (KLEJ)	592
EVANDA (KLAL)	592
GENTRA Stufenheck	592
KALOS (KLAS)	592
KALOS Stufenheck (KLAS)	593
LACETTI PREMIERE Stufenheck (J300)	593
LACETTI Schrägheck (KLAN)	593
LACETTI Stufenheck	593
LACETTI Stufenheck (J200)	593
LANOS (KLAT)	593
LANOS Stufenheck (KLAT)	594
MATIZ (M100, M150)	595
MATIZ (M200, M250)	595
MATIZ (M300)	595
MATIZ Kasten/Schrägheck (KLA4)	596
NEXIA	596
NEXIA Stufenheck	596
NUBIRA (J100)	597
NUBIRA (J150)	598
NUBIRA Stufenheck (J100)	598
NUBIRA Stufenheck (J200)	599
NUBIRA Wagon (J100)	599
NUBIRA Wagon (J200)	599
RACER Schrägheck	599
TACUMA (U100)	600
TOSCA	600

DAIHATSU**600**

APPLAUSE II Schrägheck (A101)	600
APPLAUSE I Schrägheck (A101, A111)	600
CHARADE IV (G200, G202)	600
CHARADE IV Stufenheck (G203)	600
CHARADE VIII	600
COPIEN (L880_, L881_)	601
CUORE IV (L501)	601
CUORE V (L7_)	601
CUORE VI (L251, L250_, L260_)	601
CUORE VII (L275_, L285_, L276_)	601
MATERIA (M4_)	601
MOVE (L6_)	602
MOVE (L9_)	602
SIRION (M1)	602
SIRION (M3_)	602
TERIOS (J1_)	602
TERIOS (J2_)	603
TREVIS	603
YRV (M2)	603

DS**603**

DS 3 (SA_)	603
DS 3 Cabriolet (SB_)	604

**FIAT****605**

126 (126_)	605
500 (312_)	605
500 C (312_)	606
500e (332_)	606
500e Cabriolet (332_)	606
500L (351_, 352_)	606
BARCETTA (183_)	607
BRAVA (182_)	607
BRAVO I (182_)	609
BRAVO II (198_)	610
BRAVO Van (198_)	610
CINQUECENTO (170_)	610
COUPE (175_)	611
DOBLO Bus (263_)	611
DOBLO Cargo (263_)	612
DOBLO Großraumlimousine (119_, 223_)	612
DOBLO Kasten/Großraumlimousine (223_)	613
DOBLO Pritsche/Fahrgestell (263_)	615
DUCATO Bus (230_)	616
DUCATO Bus (244_)	620
DUCATO Bus (250_)	621
DUCATO Kasten (230_)	623
DUCATO Kasten (244_)	627
DUCATO Kasten (250_)	628
DUCATO Pritsche/Fahrgestell (230_)	629
DUCATO Pritsche/Fahrgestell (244_)	633
DUCATO Pritsche/Fahrgestell (250_)	634
FIORINO Großraumlimousine (225_)	635
FIORINO Kasten/Großraumlimousine (146_)	636
FIORINO Kasten/Großraumlimousine (225_)	636
FIORINO Pick up (146_)	637
FULLBACK Pick-up (502_, 503_)	638
GRANDE PUNTO (199_)	638
GRANDE PUNTO Van (199_)	639
IDEA (350_)	640
IDEA Van (350_)	641
LINEA (323_, 110_)	642
MAREA (185_)	642
MAREA Weekend (185_)	643
MULTIPLA (186_)	644
MULTIPLA VAN (186_)	645
PALIO (178_, 171_)	646
PALIO Weekend (178_, 173_, 373_, 374_, 171_)	646
PANDA / PANDA CLASSIC (169_)	647
PANDA (141_)	648
PANDA (312_, 319_)	649
PANDA Kasten/Schrägheck (141_)	649
PANDA Kasten/Schrägheck (169_)	650
PANDA VAN (312_, 519_)	652
PUNTO (176_)	652
PUNTO (188_)	653
PUNTO (199_)	656
PUNTO Cabriolet (176_)	657
PUNTO EVO (199_)	657
PUNTO EVO Kasten/Schrägheck (199_)	658
PUNTO Kasten/Schrägheck (188_)	659
PUNTO Kasten/Schrägheck (199_)	659
PUNTO Van (176_)	660
QUBO (225_)	661
SCUDO Bus (220_)	662
SCUDO Bus (270_, 272_)	662
SCUDO Kasten (220_)	663
SCUDO Kasten (270_, 272_)	663
SCUDO Pritsche/Fahrgestell (220_)	664
SCUDO Pritsche/Fahrgestell (270_, 272_)	664
SEICICI (189_)	665
SEICENTO / 600 (187_)	665
SEICENTO / 600 Kasten/Schrägheck (287_)	666
SIENA (178_, 172_)	666
STILO (192_)	666
STILO Multi Wagon (192_)	666
STILO VAN (192_)	667
STRADA Pick-up (178_, 278_)	667
TEMPRA (159_)	667
TIPO Kombi (356_, 357_)	667
TIPO Schrägheck (356_, 357_)	668
TIPO Stufenheck (356_, 357_)	668
ULYSSE (179_)	669
ULYSSE (220_)	669
UNO (146_)	670

**FORD****671**

B-MAX (JK)	671
B-MAX Van (JK)	672
C-MAX (DM2)	672
C-MAX II (DXA/CB7, DXA/CEU)	672
C-MAX II Van	673
COUGAR (EC_)	673
COURIER Pick-up	673
ECOSPORT	673
ESCORT CLASSIC (AAL, ABL)	684
ESCORT CLASSIC Turnier (ANL)	684
ESCORT VI (GAL, AAL, ABL)	674
ESCORT VI Cabriolet (ALL)	676
ESCORT VI Express (AVL)	678
ESCORT VI Stufenheck (GAL, AFL)	680
ESCORT VI Turnier (GAL, ANL)	682
FIESTA III (GFJ)	685
FIESTA IV (JA_, JB_)	685
FIESTA Kasten/Großraumlimousine (J5_, J3_)	692
FIESTA Kasten/Großraumlimousine (JV_)	693
FIESTA Stufenheck	693
FIESTA V (JH_, JD_)	687
FIESTA VI (CB1, CCN)	689
FIESTA VII (HJ, HF)	691
FIESTA VII Van	692
FIESTA VI Van	690
FIESTA V Van	688
FOCUS C-MAX (DM2)	705
FOCUS I (DAW, DBW)	694
FOCUS II (DA_, HCP, DP)	697
FOCUS II Cabriolet	698
FOCUS III	700
FOCUS III Kasten/Kombi	701
FOCUS III Kasten/Schrägheck	701
FOCUS III Stufenheck	702
FOCUS III Turnier	703
FOCUS II Kasten/Kombi	698
FOCUS II Stufenheck (DB_, FCH, DH)	698
FOCUS II Turnier (DA_, FFS, DS)	699
FOCUS I Kasten/Kombi (DNW)	695
FOCUS I Stufenheck (DFW)	696
FOCUS I Turnier (DNW)	696
FUSION (JU_)	705
GALAXY I (WGR)	706
GALAXY II (WA6)	706
GALAXY MK II VAN (WA6)	706
GALAXY MK I VAN (WGR)	706
GRAND C-MAX (DXA/CB7, DXA/CEU)	706
GRAND C-MAX Van	707
KA	707
KA (RB_)	707
KA (RU8)	709
KA+ III (UK, FK)	709
KA+ III Stufenheck (TK, FK)	710
KA Van (RB)	709
KUGA I	710
KUGA I VAN	710
MAVERICK	710
MAVERICK (UDS, UNS)	710
MAVERICK VAN	711
MONDEO II (BAP)	711
MONDEO III (B5Y)	712
MONDEO III Stufenheck (B4Y)	713
MONDEO III Turnier (BWY)	713
MONDEO II Stufenheck (BFP)	711
MONDEO II Turnier (BNP)	712
MONDEO IV (BA7)	713
MONDEO IV Stufenheck (BA7)	713
MONDEO IV Turnier (BA7)	714
MONDEO IV Van	714
PUMA (EC_)	714
PUMA (J2K, CF7)	716
RANGER (ER, EQ, R_)	716
RANGER (ET)	716
RANGER (TKE)	716
SCORPIO II (GFR, GGR)	717
SCORPIO II Turnier (GNR, GGR)	717
S-MAX (WA6)	717
S-MAX VAN (WA6)	717
STREET KA (RL2)	717
TOURNEO CONNECT	718



**FORD****671**

TOURNEO COURIER B460 Großraumlimousine	718
TOURNEO CUSTOM V362 Bus (F3)	718
TRANSIT Bus (E_)	719
TRANSIT Bus (FD_, FB_, FS_, FZ_, FC_)	720
TRANSIT CONNECT (P65_, P70_, P80_)	721
TRANSIT COURIER B460 Großraumlimousine	721
TRANSIT COURIER B460 Kasten/Großraumlimousine	722
TRANSIT CUSTOM V362 Bus (F3)	722
TRANSIT CUSTOM V362 Kasten (FY, FZ)	722
TRANSIT Kasten (E_)	722
TRANSIT Kasten (FA_)	723
TRANSIT Pritsche/Fahrgestell (E_)	724
TRANSIT Pritsche/Fahrgestell (FM_, FN_, FF_)	724
TRANSIT Pritsche/Fahrgestell (FM_, FN_)	725
TRANSIT TOURNEO Bus	725
TRANSIT TOURNEO Bus (FC_)	727
TRANSIT V363 Bus (FAD, FBD)	727
TRANSIT V363 Kasten (FCD, FDD)	727
TRANSIT V363 Pritsche/Fahrgestell (FED, FFD)	728

FSO**728**

126P	728
------	-----

HONDA**729**

ACCORD IX Coupe	729
ACCORD IX Stufenheck (CR)	729
ACCORD VI (CK, CG, CH, CF)	729
ACCORD VIII (CP)	729
ACCORD VIII (CU)	729
ACCORD VIII Kombi (CW)	729
AVANCIER (TA)	729
CAPA (GA)	729
CITY IV Stufenheck (GD_)	729
CITY IV Stufenheck (GE4)	729
CIVIC VI Aerodeck (MB, MC)	730
CIVIC VI Coupe (EJ, EM1)	730
CIVIC VI Fastback (MA, MB)	730
CIVIC VI Hatchback (EJ, EK)	730
CIVIC VII Hatchback (EU, EP, EV)	731
CIVIC VIII Hatchback (FN, FK)	732
CIVIC VII Stufenheck (ES, ET)	731
CIVIC VI Stufenheck (EJ, EK)	731
CR-V I (RD)	732
CR-V II (RD_)	732
CR-V III (RE_)	733
CR-V IV (RM_)	733
CRX III (EH, EG)	733
DOMANI (MB_)	734
ELEMENT (YH)	734
ELYSION (RR)	734
FR-V (BE)	734
HR-V (GH)	734
JAZZ II (GD_, GE3, GE2)	735
JAZZ III (GE_, GG_, GP_, ZA_)	735
LIFE (JB)	735
LOGO (GA)	735
ODYSSEY (RL1, RA6, RA_)	735
ODYSSEY Großraumlimousine (RA_)	736
ORTHIA / PARTNER (EL_, EY_)	736
SHUTTLE (RA)	736
SMX (RH)	736
STEPWGN (DBA-RG_)	736
STEPWGN (DBA-RK_)	736
STEPWGN (LA-RF_, UA-RF_)	736
STREAM (RN)	736

HYUNDAI**737**

ACCENT I (X-3)	737
ACCENT II (LC)	737
ACCENT III (MC)	739

**HYUNDAI****737**

ACCENT III Stufenheck (MC)	740
ACCENT II Stufenheck (LC)	738
ACCENT IV (RB)	740
ACCENT IV Stufenheck (RB)	741
ACCENT Stufenheck (X-3)	741
ACCENT V Stufenheck (HC)	741
ATOS (MX)	742
BAYON (BC3)	742
COUPE I (RD)	742
ELANTRA III (XD)	743
ELANTRA III Stufenheck (XD)	744
ELANTRA IV Stufenheck (HD)	744
GALLOPER II (JK-01)	745
GETZ (TB)	745
GRANDEUR (HG)	747
GRANDEUR (IG)	747
GRANDEUR (TG)	747
GRAND SANTA FÉ	747
H-1 / STAREX Bus (A1)	747
H100 Bus (P)	749
H100 Kasten	749
H100 Pritsche/Fahrgestell	750
H-1 Cargo (TQ)	748
H-1 Kasten (A1)	748
H-1 Pritsche/Fahrgestell	749
H-1 Travel (TQ)	749
HIGHWAY VAN	750
i10 I (PA)	750
i10 II (BA, IA)	750
i10 III (AC3, AI3)	751
i20 ACTIVE (IB, GB)	753
i20 I (PB, PBT)	751
i20 II (GB, IB)	752
i20 II Coupe (GB)	752
i20 II Hatchback Van (GB, IB)	752
i20 III (BC3, BI3)	753
i30 (FD)	753
i30 (GD)	753
i30 Coupe	754
i30 Hatchback Van (GDE)	754
i30 Kombi (FD)	754
i30 Kombi (GD)	754
i30 Kombi Van (GDE, GD)	755
ix20 (JC)	755
ix35 (LM, EL, ELH)	755
ix35 Van	756
ix55	756
LANTRA II (J-2)	756
LANTRA II Kombi (J-2)	756
MATRIX (FC)	757
SANTA FÉ I (SM)	757
SANTA FÉ II (CM)	758
SANTA FÉ III (DM, DMA)	759
SANTA FÉ III Kasten/SUV (DM)	760
SANTA FÉ II Kasten/SUV (CM)	759
SANTA FÉ I Kasten/SUV (SM)	758
SOLARIS Stufenheck (HCR)	761
SONATA IV (EF)	761
SONATA V (NF)	761
TERRACAN (HP)	761
TUCSON (JM)	761
TUCSON Kasten/SUV (JM)	762

INFINITI**762**

FX	762
G Coupe	762
G Stufenheck	762
JX SUV (L50)	762
M (Y51)	762
M37	763
Q50	763
Q60 Coupe	763
Q70 (Y51)	763
QX60	763
QX70	764

ISUZU**764**

D-MAX I (TFR, TFS)	764
--------------------	-----

**ISUZU****764**

D-MAX II (TFR, TFS)	764
D-MAX III (TFR, TFS)	765
D-MAX II Pritsche/Fahrgestell (TFR, TFS)	765
D-MAX I Pritsche/Fahrgestell (TFR, TFS)	764
KB	765

IVECO**765**

DAILY II Bus	765
DAILY III Kasten	766
DAILY III Pritsche/Fahrgestell	766
DAILY II Kasten	765
DAILY II Kipper	765
DAILY II Pritsche/Fahrgestell	765
DAILY IV Kasten	767
DAILY IV Pritsche/Fahrgestell	767

JAGUAR**768**

XJ (X300, X330)	768
XJ (X308)	768
XK 8 Coupe (X100)	768

JEEP**768**

CHEROKEE (KJ)	768
CHEROKEE (XJ)	768
COMPASS (MK49)	768
PATRIOT (MK74)	769
WRANGLER II (TJ)	769

KIA**769**

CADENZA I (VG)	769
CADENZA II (YG)	769
CARENS III Großraumlimousine (UN)	769
CARNIVAL / GRAND CARNIVAL III (VQ)	770
CARNIVAL I (UP)	770
CARNIVAL II (GQ)	770
CEE'D (JD)	770
CEE'D Combi Van (JD)	770
CEE'D Schrägheck (ED)	771
CEE'D Sportswagon (JD)	771
CEE'D SW (ED)	771
CERATO II (TD)	772
CERATO III Schrägheck (YD)	772
CERATO III Stufenheck (YD)	772
CERATO I Stufenheck (LD)	772
CERATO KOUP II (TD)	772
CERATO Stufenheck (FB)	772
MAGENTIS I (GD, MS)	773
MAGENTIS II (MG)	773
OPTIMA (FSGDS6B)	773
PICANTO I (SA)	773
PICANTO II (TA)	774
PICANTO III (JA)	774
PREGIO Bus	774
PREGIO Kasten (TB)	774
PRIDE (DA)	775
PRIDE Kombi	775
PRIDE Van (DA)	775
PRO CEE'D (ED)	775
PRO CEE'D (JD)	775
PRO CEE'D Hatchback Van (JD)	776
RIO II (JB)	776
RIO III (UB)	778
RIO III Hatchback Van (UB)	778
RIO III Stufenheck (UB)	778
RIO II Stufenheck (JB)	777
RIO I Schrägheck (DC)	776
RIO I Stufenheck (DC_)	776
RIO IV (YB, SC, FB)	779
RIO IV Hatchback Van (YB, SC, FB)	779
RIO IV Stufenheck (SC, FB)	779
SEDONA III (YP)	779
SEPHIA (FA)	779
SEPHIA Stufenheck (FA)	780
SHUMA I (FB)	780
SHUMA II (FB)	780

**KIA 769**

SHUMA II Stufenheck (FB)	781
SHUMA Stufenheck (FB)	781
SORENTO I (JC)	781
SORENTO II (XM)	781
SORENTO II Kasten/SUV (XM)	782
SORENTO I VAN (JC)	781
SOUL I (AM)	782
SOUL II (PS)	782
SPORTAGE II (JE_, KM)	782
SPORTAGE III (SL)	783
SPORTAGE II VAN (KM_)	783
SPORTAGE SUV (K00)	784
VENGA (YN)	784
VENGA Hatchback Van (YN)	784

LADA 784

110 (2110)	784
111 (2111)	784
112 (2112)	785
1200-1600	785
GRANTA Liftback (2191_)	785
KALINA II Kombi (2194_)	786
KALINA II Schrägheck (2192_)	786
KALINA Kombi (1117)	786
KALINA Schrägheck (1119)	787
KALINA Stufenheck (1118)	787
NOVA (2105)	787
NOVA Kombi (2104)	788
PRIORA Kombi (2171)	788
PRIORA Schrägheck (2172)	788
PRIORA Stufenheck (2170_)	788
SAMARA (2108, 2109, 2113, 2114)	789
SAMARA Schrägheck (2113, 2114)	789
SAMARA Stufenheck (21099, 2115)	789
TAIGA Geländewagen geschlossen (2121, 2131)	789
TOSCANA (2107)	790
VESTA (GFL_)	790
VESTA SW Kombi (GFK_)	790

LANCIA 790

DEDRA (835_)	791
DEDRA SW (835_)	791
DELTA II (836_)	792
DELTA III (844_)	792
FLAVIA Cabriolet (JS_)	793
MUSA (350_)	793
PHEDRA (179_)	793
THEMA (LX_)	793
Y (840_)	793
YPSILON (312_)	795
YPSILON (843_)	795
ZETA (22_)	796

LAND ROVER 796

DEFENDER Cabrio (L316)	797
DEFENDER Pick Up (L316)	797
DEFENDER Pritsche/Fahrgestell (L316)	797
DEFENDER Station Wagon (L316)	797
DISCOVERY I (LJ)	797
DISCOVERY II (L318)	797
DISCOVERY III (L319)	797
DISCOVERY III VAN (L319)	797
DISCOVERY IV (L319)	797
DISCOVERY IV VAN (L319)	798
FREELANDER 2 (L359)	799
FREELANDER 2 VAN (L359)	799
FREELANDER I (L314)	798
FREELANDER I Soft Top (L314)	798
RANGE ROVER II (P38A)	800
RANGE ROVER III (L322)	800
RANGE ROVER SPORT I (L320)	800

LEXUS 800

ES (_V4_)	800
ES (_V6_)	800

LEXUS 800

ES (MCV_, VZV_)	800
GS (_S16_)	801
GS (JZS147_)	801
GX (_J12_)	801
GX (URJ15_, GRJ15_)	801
IS I (_E1_)	801
IS SportCross (_E1_)	801
LS (_F2_)	801
LX (UZJ100)	801
RX (_U3_)	802
RX (MCU15)	802
SC Cabriolet (UZZ40_)	802

MAYBACH 802

57 (W240)	802
62 (V240)	802

MAZDA 802

121 III (JASM, JBSM)	806
2 (DE_, DH_)	802
2 (DL, DJ)	803
2 (DY)	803
3 (BK)	803
3 (BL)	804
3 (BM, BN)	804
323 C IV (BG)	807
323 C V (BA)	807
323 F V (BA)	808
323 F VI (BJ)	808
323 P V (BA)	809
323 S V (BA)	809
323 S VI (BJ)	810
3 Kasten/Schrägheck (BM)	804
3 Stufenheck (BK)	804
3 Stufenheck (BL)	804
3 Stufenheck (BM_, BN_)	805
5 (CR19)	805
5 (CW)	805
626 III Station Wagon (GV)	811
626 IV (GE)	811
626 IV Hatchback (GE)	811
626 V (GF)	811
626 V Hatchback (GF)	811
626 V Station Wagon (GW)	812
6 Hatchback (GG)	805
6 Kasten/Kombi (GJ)	805
6 Kombi (GJ, GL)	805
6 Station Wagon (GY)	805
6 Stufenheck (GG)	805
6 Stufenheck (GJ, GL)	806
B-SERIE (UF)	812
B-SERIE (UN)	812
BT-50 II Pick-up (B22, B32, UP, UR)	812
BT-50 Pick-up (CD, UN)	812
BT-50 Pritsche/Fahrgestell (CD, UN)	812
CX-5 (KE, GH)	813
CX-5 Van (KE_)	813
DEMIO (DW)	813
E Bus (SR1)	813
E Kasten (SR2)	813
E Pritsche/Fahrgestell (SD1)	813
MX-3 (EC)	813
MX-5 III (NC)	814
MX-6 (GE)	814
PREMACY (CP)	814
PREMACY Van (CP_)	814
TRIBUTE (EP)	814
XEDOS 6 (CA)	815

MERCEDES-BENZ 815

A-KLASSE (W168)	815
A-KLASSE (W169)	818
B-KLASSE Sports Tourer (W245)	818
CITAN Kasten/Großraumlimousine (W415)	819
CITAN Mixto (Double Cabin) (W415)	819
CITAN Tourer (W415)	819
C-KLASSE (W202)	820

MERCEDES-BENZ 815

C-KLASSE (W203)	821
C-KLASSE (W204)	823
C-KLASSE Coupe (C204)	824
C-KLASSE Sportcoupe (CL203)	825
C-KLASSE T-Model (S202)	826
C-KLASSE T-Model (S203)	827
C-KLASSE T-Model (S204)	828
CLC-KLASSE (CL203)	829
CLK (C208)	830
CLK (C209)	830
CLK Cabriolet (A208)	831
CLK Cabriolet (A209)	832
CLS (C218)	833
CLS (C219)	834
CLS Shooting Brake (X218)	834
E-KLASSE (W210)	835
E-KLASSE (W211)	837
E-KLASSE (W212)	839
E-KLASSE Cabriolet (A124)	841
E-KLASSE Cabriolet (A207)	841
E-KLASSE Coupe (C124)	842
E-KLASSE Coupe (C207)	842
E-KLASSE Pritsche/Fahrgestell (VF211)	843
E-KLASSE T-Model (S210)	843
E-KLASSE T-Model (S211)	845
E-KLASSE T-Model (S212)	846
EQV (W447)	848
eSPRINTER Kasten (B910)	848
eVITO Kasten (W447)	849
eVITO Tourer (W447)	849
G-KLASSE (W461)	849
G-KLASSE (W463)	849
G-KLASSE Cabrio (W463)	850
GLK-KLASSE (X204)	851
GL-KLASSE (X164)	851
MARCO POLO Camper (W447)	852
M-KLASSE (W163)	852
M-KLASSE (W164)	853
R-KLASSE (W251, V251)	853
S-KLASSE (W140)	854
S-KLASSE (W220)	855
S-KLASSE (W221)	857
S-KLASSE Coupe (C140)	858
S-KLASSE Coupe (C215)	858
S-KLASSE Coupe (C216)	859
SL (R129)	859
SL (R230)	860
SLK (R170)	860
SLK (R171)	861
SLR (R199)	861
SLR Roadster (R199)	861
SLS AMG (C197)	861
SLS AMG Roadster (R197)	861
SPRINTER 2-t Bus (B901, B902)	861
SPRINTER 2-t Kasten (B901, B902)	862
SPRINTER 2-t Pritsche/Fahrgestell (B901, B902)	862
SPRINTER 3,5-t Bus (B906)	863
SPRINTER 3,5-t Kasten (B906)	864
SPRINTER 3,5-t Kasten (B907, B910)	865
SPRINTER 3,5-t Pritsche/Fahrgestell (B906)	865
SPRINTER 3,5-t Pritsche/Fahrgestell (B907, B910)	866
SPRINTER 3,5-t Tourer Bus (B907)	867
SPRINTER 3-t Bus (B903)	867
SPRINTER 3-t Bus (B906)	868
SPRINTER 3-t Kasten (B903)	868
SPRINTER 3-t Kasten (B906)	869
SPRINTER 3-t Kasten (B910)	869
SPRINTER 3-t Pritsche/Fahrgestell (B903)	870
SPRINTER 3-t Pritsche/Fahrgestell (B906)	870
SPRINTER 3-t Pritsche/Fahrgestell (B910, B907)	871
SPRINTER 3-t Tourer Bus (B907)	871
SPRINTER 4,6-t Kasten (B906)	871
SPRINTER 4,6-t Pritsche/Fahrgestell (B906)	872
SPRINTER 4-t Bus (B904)	872
SPRINTER 4-t Kasten (B904)	873
SPRINTER 4-t Kasten (B907, B910)	874
SPRINTER 4-t Pritsche/Fahrgestell (B904)	874



**MERCEDES-BENZ 815**

SPRINTER 4-t Pritsche/Fahrgestell (B907, B910)	875
SPRINTER 4-t Tourer Bus (B907)	875
SPRINTER 5-t Bus (B906)	876
SPRINTER 5-t Kasten (B906)	876
SPRINTER 5-t Kasten (B907)	876
SPRINTER 5-t Pritsche/Fahrgestell (B906)	877
SPRINTER 5-t Pritsche/Fahrgestell (B907)	877
SPRINTER CLASSIC 3,5-t Kasten (B909)	877
SPRINTER CLASSIC 4,6-t Bus (B909)	878
SPRINTER CLASSIC 4,6-t Kasten (B909)	878
VANEO (414)	878
VIANO (W639)	879
VITO / MIXTO Kasten (W639)	879
VITO Bus (W638)	880
VITO Bus (W639)	881
VITO Kasten (W447)	882
VITO Kasten (W638)	882
VITO Mixto (Double Cabin) (W447)	882
VITO Tourer (W447)	883
V-KLASSE (638/2)	883
V-KLASSE (W447)	884
X-KLASSE (470)	884
X-KLASSE Pritsche/Fahrgestell (470)	884

MG 884

MG ZT	884
MG ZT- T	885

MINI 885

MINI (F55)	885
MINI (F56)	885
MINI (R50, R53)	885
MINI (R56)	886
MINI Cabriolet (F57)	886
MINI Cabriolet (R52)	886
MINI Cabriolet (R57)	886
MINI CLUBMAN (R55)	887
MINI CLUBVAN (R55)	887
MINI Coupe (R58)	887
MINI Roadster (R59)	887

MITSUBISHI 887

ASX (GA_W_)	887
ASX Van (GA_W_)	888
ATTRAGE VI Stufenheck (A1_A)	888
CARISMA (DA_)	888
CARISMA Stufenheck (DA_)	889
COLT CZC VI Cabriolet (RG)	891
COLT Kasten/Schrägheck (Z3_V)	891
COLT V (CJ_, CP_)	889
COLT VI (Z3_A, Z2_A)	890
DELICA / SPACE GEAR	891
ECLIPSE Cabriolet	891
ECLIPSE Cabriolet (D5_A)	892
ECLIPSE II (D3_A)	891
ECLIPSE III (D5_A)	891
ECLIPSE IV (DK_A)	891
ECLIPSE IV Cabriolet	891
GALANT IX Stufenheck (DJ_, ED_, EF_)	892
GALANT VIII (EA_)	892
GALANT VIII Kombi (EA_)	892
GRANDIS (NA_W)	892
i (HA_)	893
L200 / TRITON (KA_T, KB_T)	893
L200 / TRITON (KJ_, KK_, KL_)	894
L200 / TRITON Pritsche/Fahrgestell (KA_T, KB_T)	894
L200 (K7_T, K6_T, K5_T)	895
L200 Pritsche/Fahrgestell (MQ)	895
L 300 III Bus (P0_W, P1_W, P2_W, P3_W)	896
L 300 III Kasten (P0_V, P1_V, P2_V)	896
L400 Bus (PD_W, PC_W, PA_V, PB_V, PA_W)	895
L400 Kasten (PD_W, PC_W, PB_V, PA_W, PA_V)	896
LANCER IV (C6_A, C7_A)	896

**MITSUBISHI 887**

LANCER VI (CJ_, CP_)	897
LANCER VII (CS_A, CT_A)	897
LANCER VIII (CY_A, CZ_A)	898
LANCER VIII Sportback (CX_A)	899
LANCER VII Kombi (CS_W, CT_W)	898
LANCER V Station Wagon (CB_W, CD_W)	896
MIRAGE / SPACE STAR VI Schrägheck (AO_A)	899
MIRAGE V Schrägheck (CJ_A)	899
MIRAGE V Stufenheck (CK_A)	900
OUTLANDER I (CU_W)	900
OUTLANDER II (CW_W)	900
OUTLANDER II Van (CW_W)	901
PAJERO CLASSIC (V2_W, V6_W, V7_W)	904
PAJERO II (V3_W, V2_W, V4_W)	901
PAJERO II (V3_W)	902
PAJERO II Canvas Top (V2_W, V4_W)	902
PAJERO III (V7_W, V6_W)	902
PAJERO III Canvas Top (V6_W, V7_W)	902
PAJERO IV (V8_W, V9_W)	903
PAJERO IV Van (V9_, V8_, V8_V)	903
PAJERO PININ I (H6_W, H7_W)	904
PAJERO SPORT I (K7_, K9_)	904
PAJERO SPORT II (KH_, KG_)	905
PAJERO SPORT VAN I (K90)	905
SANTAMO (UG)	905
SPACE RUNNER (N1_W, N2_W)	905
SPACE RUNNER (N6_W)	905
SPACE STAR Großraumlimousine (DG_A)	905
SPACE WAGON (N3_W, N4_W)	906
SPACE WAGON (N9_W, N8_W)	907

NISSAN 907

350Z Coupe (Z33)	907
350Z Roadster (Z33)	907
ALMERA (N17)	907
ALMERA Classic (B10)	910
ALMERA I (N15)	907
ALMERA I Hatchback (N15)	908
ALMERA II (N16)	909
ALMERA II Hatchback (N16)	909
ALMERA TINO (V10)	910
ALTIMA Coupe (CL32)	910
AVENIR (W11)	910
BLUEBIRD SYLPHY / SYLPHY III (B17)	910
CABSTAR (F23, H41, H42)	910
CABSTAR E (TL_, VL_)	910
CUBE (Z12)	911
ELGRAND (E50)	911
ELGRAND (E52)	911
GT-R (R35)	911
INTERSTAR Bus (X70)	911
INTERSTAR Kasten (X70)	911
INTERSTAR Pritsche/Fahrgestell (X70)	912
JUKE (F15)	912
JUKE Van (F15)	912
KUBISTAR Kasten (X76)	913
LEAF (ZE0)	914
LEAF (ZE1)	914
MAXIMA VII (A35)	914
MICRA C+C III (K12)	917
MICRA II (K11)	914
MICRA III (K12)	915
MICRA IV (K13K)	916
MICRA IV (K13KK)	916
MURANO I (Z50)	917
MURANO II (Z51)	917
MURANO III (Z52_)	917
MURANO III VAN (Z52_)	918
MURANO II VAN (Z51)	917
NAVARA (D22)	918
NAVARA Pritsche/Fahrgestell (D22)	918
NAVARA Pritsche/Fahrgestell (D23)	919
NOTE (E11, NE11)	919
NOTE (E12)	919
NOTE VAN (E11)	920
NP300 NAVARA (D40)	920
NP300 NAVARA Pick-up (D23, D23T)	920
NP300 NAVARA Pritsche/Fahrgestell (D40)	920

**NISSAN 907**

NP300 PICKUP (D22)	921
NV200 / EVALIA Bus	921
NV200 Kasten	921
NV350 Kasten (E26)	921
PATHFINDER II (R50)	921
PATHFINDER III (R51)	922
PATHFINDER III VAN (R51_)	922
PATHFINDER IV (R52)	922
PATROL GR IV (Y60, GR)	922
PICK UP (D21)	922
PICK UP (D22)	923
PIXO (UA0)	923
PRIMASTAR Bus (X83)	923
PRIMASTAR Kasten (X83)	924
PRIMASTAR Pritsche/Fahrgestell (X83)	924
PRIMERA (P11)	924
PRIMERA (P12)	925
PRIMERA Hatchback (P11)	925
PRIMERA Hatchback (P12)	925
PRIMERA Kombi (WP12)	926
PRIMERA Traveller (W10)	926
PRIMERA Traveller (WP11)	926
QASHQAI / QASHQAI +2 I (J10, NJ10, JJ10E)	926
QASHQAI / QASHQAI +2 I VAN (J10, JJ10E)	927
QASHQAI II SUV (J11, J11_)	927
QUEST (E52)	928
QUEST (V42)	928
ROGUE	928
SENTRA V (B15)	928
SENTRA VI (B16)	928
SENTRA VII (B17)	928
SERENA (C23)	928
SUNNY III Kasten/Kombi (Y10)	929
SUNNY III Traveller (Y10)	929
TERRANO II (R20)	929
TERRANO II Van (R20)	930
TIIDA Schrägheck (C12)	931
TRADE Bus	931
TRADE Kasten	931
TRADE Pritsche/Fahrgestell	932
URVAN Kasten (E24)	932
VANETTE CARGO Bus (HC 23)	932
VANETTE CARGO Kasten (HC 23)	932
VERSA II (N17_)	933
XTERRA (N50)	933
X-TRAIL I (T30)	933
X-TRAIL II (T31)	934
X-TRAIL VAN (T31)	934

OPEL 934

ADAM (M13)	934
AGILA (A) (H00)	935
AGILA (B) (H08)	936
ANTARA A (L07)	936
ARENA Bus (A97)	937
ARENA Combi (A97)	937
ARENA Kasten (A97)	938
ARENA Kasten (TB, TF)	938
ASTRA F (T92)	938
ASTRA F Cabriolet (T92)	940
ASTRA F Caravan (T92)	941
ASTRA F CC (T92)	942
ASTRA F CLASSIC Caravan (T92)	944
ASTRA F CLASSIC CC (T92)	945
ASTRA F CLASSIC Stufenheck (T92)	945
ASTRA F Kasten/Kombi (T92)	945
ASTRA G Cabriolet (T98)	946
ASTRA G Caravan (T98)	946
ASTRA G CC (T98)	948
ASTRA G CLASSIC (T98)	950
ASTRA G CLASSIC Caravan (F35)	950
ASTRA G CLASSIC Stufenheck (T98)	951
ASTRA G Coupe (T98)	952
ASTRA G Kasten/Kombi (F70)	952
ASTRA G Stufenheck (T98)	953
ASTRA H (A04)	955
ASTRA H Caravan (A04)	955

**OPEL 934**

ASTRA H CLASSIC Kombi (A04)	956
ASTRA H CLASSIC Schrägheck (A04)	957
ASTRA H CLASSIC Stufenheck (A04)	957
ASTRA H GTC (A04)	957
ASTRA H Kasten/Kombi (L70)	958
ASTRA H Stufenheck (A04)	959
ASTRA H TwinTop (A04)	959
ASTRA J (P10)	959
ASTRA J Caravan (P10)	959
ASTRA J GTC	960
ASTRA J Kasten/Kombi (P10)	960
ASTRA J Kasten/Schrägheck (P10)	960
ASTRA J Stufenheck	960
CALIBRA A (C89)	960
CAMPO (TF0, TF1)	961
COMBO Kasten/Großraumlimousine	961
COMBO Kasten/Großraumlimousine (71_)	961
COMBO Kasten/Großraumlimousine (X12)	962
COMBO Tour	962
COMBO Tour (X12)	963
CORSA B (S93)	964
CORSA B Kasten/Schrägheck (S93)	965
CORSA B Kombi (S93)	965
CORSA C (X01)	966
CORSA C Kasten/Schrägheck (X01)	967
CORSA D (S07)	968
CORSA D Kasten/Schrägheck (S07)	970
CORSA E (X15)	971
CORSA E Kasten/Schrägheck (X15)	971
CORSA F	972
CORSA F Kasten/Schrägheck	972
FRONTERA A (U92)	972
FRONTERA A Sport (U92)	972
INSIGNIA A (G09)	973
INSIGNIA A Country Tourer (G09)	973
INSIGNIA A Sports Tourer (G09)	973
INSIGNIA A Stufenheck (G09)	973
KARL (C16)	973
MERIVA A Großraumlimousine (X03)	974
MOKKA / MOKKA X (J13)	974
MOKKA X VAN (J13)	974
MOVANO A Bus (X70)	974
MOVANO A Kasten (X70)	975
MOVANO A Pritsche/Fahrgestell (X70)	975
MOVANO B Bus (X62)	976
MOVANO B Kasten (X62)	976
MOVANO B Pritsche/Fahrgestell (X62)	976
OMEGA B (V94)	977
OMEGA B Caravan (V94)	978
ROCKS-E	978
SIGNUM CC (Z03)	978
TIGRA (S93)	978
TIGRA TwinTop (X04)	979
VECTRA B (J96)	979
VECTRA B Caravan (J96)	980
VECTRA B CC (J96)	982
VECTRA C (Z02)	984
VECTRA C Caravan (Z02)	984
VECTRA C CC (Z02)	984
VIVARO A Bus (X83)	984
VIVARO A Kasten (X83)	984
VIVARO A Pritsche/Fahrgestell (X83)	985
ZAFIRA / ZAFIRA FAMILY B (A05)	985
ZAFIRA A Großraumlimousine (T98)	985
ZAFIRA B Kasten/Großraumlimousine (A05)	986

PEUGEOT 987

1007 (KM_)	1045
106 II (1A_, 1C_)	987
106 Van II Kasten/Schrägheck (1S_)	989
107 (PM_, PN_)	991
108	991
2008 I (CU_)	1045
2008 I Van (CU_)	1046
205 II (20A/C)	991
205 Kasten/Schrägheck	994
206+ (2L_, 2M_)	1001
206 CC (2D)	994
206 Schrägheck (2A/C)	995

PEUGEOT 987

206 Stufenheck	998
206 SW (2E/K)	999
206 Van	1000
207 (WA_, WC_)	1002
207 CC (WD_)	1003
207 Kasten/Schrägheck (WA_, WC_)	1003
207 Stufenheck	1004
207 SW (WK_)	1005
207 SW Kasten/Kombi (WK_)	1006
208 I (CA_, CC_)	1006
208 II (UB_, UP_, UW_, UJ_)	1008
208 Kasten/Schrägheck (CR_)	1008
301	1008
306 (7B, N3, N5)	1009
306 Break (7E, N3, N5)	1015
306 Cabriolet (7D, N3, N5)	1016
306 Kasten/Kombi (N_, 7_)	1019
306 Kasten/Schrägheck	1021
306 Schrägheck (7A, 7C, N3, N5)	1024
307 (3A/C)	1032
307 Break (3E)	1033
307 CC (3B)	1033
307 Stufenheck	1033
307 SW (3H)	1033
307 SW Kasten/Kombi (3E_, 3H_)	1033
308 II (LB_, LP_, LW_, LH_, L3_)	1033
308 Kasten/Schrägheck (LB_)	1034
308 SW I (4E_, 4H_)	1034
308 SW II (LC_, LJ_, LR_, LX_, L4_)	1034
308 SW II Kasten/Kombi (LC_)	1034
308 SW I Kasten/Kombi (4E_)	1034
4007 (VU_, VV_)	1046
4007 Van (VU_, VV_)	1046
4008	1046
405 II (4B)	1034
405 II Break (4E)	1035
406 (8B)	1035
406 Break (8E/F)	1037
406 Coupe (8C)	1039
407 (6D_)	1040
407 Coupe (6C_)	1040
407 SW (6E_)	1040
407 SW Kasten/Kombi (6E_)	1040
605 (6B)	1040
607 (9D, 9U)	1041
806 (221)	1041
807 (EB_)	1043
807 Van (EB_)	1044
BIPPER (AA_)	1046
BIPPER TEPEE	1047
BOXER Bus	1047
BOXER Bus (230P)	1048
BOXER Bus (244, Z_)	1052
BOXER Kasten	1053
BOXER Kasten (230L)	1054
BOXER Kasten (244)	1057
BOXER Pritsche/Fahrgestell	1059
BOXER Pritsche/Fahrgestell (244)	1060
BOXER Pritsche/Fahrgestell (ZCT_)	1061
EXPERT (224_)	1064
EXPERT Kasten (222)	1065
EXPERT Kasten (VF3A_, VF3U_, VF3X_)	1066
EXPERT Pritsche/Fahrgestell	1066
EXPERT Pritsche/Fahrgestell (223)	1066
EXPERT TEPEE (VF3X_)	1067
ION	1067
PARTNER Großraumlimousine (5_, G_)	1067
PARTNER Kasten/Großraumlimousine	1070
PARTNER Kasten/Großraumlimousine (5_, G_)	1070
PARTNER ORIGIN Großraumlimousine (G_)	1072
PARTNER ORIGIN Kasten/Großraumlimousine (G_)	1073
PARTNER Pritsche/Fahrgestell	1073
PARTNER Pritsche/Fahrgestell (5_, G_)	1073
PARTNER TEPEE	1074

PIAGGIO 1074

PORTER Bus	1074
------------	------

PIAGGIO 1074

PORTER Kasten	1075
PORTER Pritsche/Fahrgestell	1075

PORSCHE 1076

718 BOXSTER (982)	1076
718 BOXSTER Spyder (982)	1076
718 CAYMAN (982)	1076
911 (991)	1076
911 (992)	1077
911 (996)	1077
911 (997)	1077
911 Cabriolet (991)	1078
911 Cabriolet (992)	1078
911 Cabriolet (996)	1078
911 Cabriolet (997)	1078
911 Speedster (991)	1079
911 Targa (991)	1079
911 Targa (992)	1079
911 Targa (996)	1079
911 Targa (997)	1079
918 Spyder	1079
BOXSTER (981)	1079
BOXSTER (986)	1079
BOXSTER (987)	1080
BOXSTER Spyder (981)	1080
BOXSTER Spyder (987)	1080
CAYENNE (92A)	1080
CAYENNE (9PA)	1080
CAYENNE (9YA)	1080
CAYENNE Coupe (9YB)	1081
CAYMAN (981)	1081
CAYMAN (987)	1081
PANAMERA (970)	1081
PANAMERA (971)	1082
PANAMERA Sport Turismo (971)	1082
TAYCAN (Y1A, Y1B)	1082
TAYCAN Cross Turismo (Y1B)	1083
TAYCAN Sport Turismo (Y1C)	1083

PROTON 1083

PERSONA 300 (C9_M)	1083
PERSONA 400 (C9_S)	1083
PERSONA 400 Schrägheck (C9_C, C9_S)	1083
WIRA	1083
WIRA Hatchback (C9_L)	1083

RENAULT 1083

19 II (B/C53_)	1083
19 II Cabriolet (D53_, 853_)	1084
ALASKAN	1084
ARKANA I (LCM_, LDN_)	1084
CAPTUR I (J5_, H5_)	1084
CLIO I (B/C57_, 5/357_)	1085
CLIO II (BB_, CB_)	1091
CLIO III (BR0/1, CR0/1)	1098
CLIO III Grandtour (KR0/1_)	1100
CLIO III Kasten/Schrägheck (SB_, SR_)	1100
CLIO II Kasten/Schrägheck (SB0/1/2_)	1096
CLIO I Kasten/Schrägheck (S57_)	1090
CLIO IV (BH_)	1101
CLIO IV Grandtour (KH_)	1102
CLIO IV Kasten/Kombi (KH_)	1103
CLIO IV Kasten/Schrägheck (BH_)	1103
DOKKER	1104
DUSTER (HM_)	1104
DUSTER (HS_)	1105
ESPACE III (JE0_)	1105
EXPRESS Kasten/Großraumlimousine	1105
EXPRESS Pick-up	1106
FLUENCE (L3_)	1107
GRAND SCÉNIC II (JM0/1_)	1107
KANGOO / GRAND KANGOO II (KW0/1_)	1107
KANGOO (KC0/1_)	1108
KANGOO BE BOP (KW0/1_)	1111
KANGOO Express (FC0/1_)	1111
KANGOO Express (FW0/1_)	1113
KAPTUR (H5_)	1114



**RENAULT 1083**

KOLEOS I (HY_)	1114
LAGUNA Coupe (DT0/1)	1119
LAGUNA I (B56_, 556_)	1115
LAGUNA I Grandtour (K56_)	1117
LAGUNA II (BG0/1_)	1118
LAGUNA II Grandtour (KG0/1_)	1119
LAGUNA III (BT0/1)	1119
LAGUNA III Grandtour (KT0/1)	1119
LODGY (JS_)	1119
LOGAN/STEPWAY II (L8_)	1120
LOGAN EXPRESS (US_)	1122
LOGAN I (LS_)	1120
LOGAN II Kombi (K8_)	1121
LOGAN I Kombi (KS_)	1121
MASTER I Bus (T_)	1122
MASTER II Bus (JD)	1123
MASTER III Bus (JV)	1125
MASTER III Kasten (FV)	1125
MASTER III Pritsche/Fahrgestell (EV, HV, UV)	1125
MASTER II Kasten (FD)	1124
MASTER II Pritsche/Fahrgestell (ED/HD/UD)	1125
MASTER I Kasten (T_)	1123
MASTER I Pritsche/Fahrgestell (P_)	1123
MEGANE I (BA0/1_)	1126
MEGANE I Cabriolet (EA0/1_)	1129
MEGANE I Classic (LA0/1_)	1129
MEGANE I Coach (DA0/1_)	1133
MEGANE I Grandtour (KA0/1_)	1134
MEGANE I Hatchback Van (SA0/1_)	1134
MEGANE II (BM0/1_, CM0/1_)	1136
MEGANE II Hatchback Van (KM0/2_)	1136
MEGANE III Combi Van (KZ0/1)	1137
MEGANE III Coupe (DZ0/1_)	1137
MEGANE III Grandtour (KZ0/1)	1137
MEGANE III Hatchback Van (BZ_)	1137
MEGANE III Schrägheck (BZ0/1_, B3_)	1137
MEGANE II Kasten/Kombi (KM_)	1136
MEGANE II Kombi (KM0/1_)	1136
MEGANE II Stufenheck (LM0/1_)	1136
Megane I Kombi van (KA_)	1135
MEGANE Scenic (JA0/1_)	1138
MODUS / GRAND MODUS (F/JPO_)	1139
RAPID	1140
RAPID Kasten/Großraumlimousine (F40_, G40_)	1141
SAFRANE II (B54_)	1143
SANDERO/STEPWAY I (BS_)	1143
SANDERO/STEPWAY II (B8_)	1144
SCÉNIC I Großraumlimousine (JA0/1_, FA0_)	1145
SCÉNIC II (JM0/1_)	1146
THALIA I (LB_)	1146
THALIA II (LU_)	1148
THALIA III (L8_)	1149
TRAFIC Bus (TXW)	1151
TRAFIC II Bus (JL)	1150
TRAFIC II Kasten (FL)	1150
TRAFIC II Pritsche/Fahrgestell (EL)	1151
TRAFIC Kasten (TXX)	1152
TRAFIC Pritsche/Fahrgestell (PXX)	1153
TWINGO I (C06_)	1153
TWINGO II (CN0_)	1155
TWINGO III (BCM_, BCA_)	1156
TWINGO II Kasten/Schrägheck (CNO_)	1156
TWINGO I Kasten/Schrägheck (S06_)	1154
ZOE (BFM_)	1157
ZOE Kasten/Schrägheck (BFM_)	1157

ROVER 1158

100 / METRO Schrägheck (XP)	1159
100 Cabriolet (XP)	1159
200 Coupe (XW)	1159
200 II Cabriolet (XW)	1159
200 II Schrägheck (RF)	1159
25 I Schrägheck (RF)	1158
400 II (RT)	1160
400 II Schrägheck (RT)	1160
400 Tourer (XW)	1160

**ROVER 1158**

45 I Schrägheck (RT)	1158
45 I Stufenheck (RT)	1158
75 (RJ)	1158
75 I Tourer (RJ)	1159
COUPE	1160
MINI Schrägheck	1160

SAAB 1160

9000	1164
9000 Schrägheck	1164
900 II	1163
900 II Cabriolet	1163
900 II Coupe	1163
9-3 (YS3D)	1161
9-3 Cabriolet (YS3D)	1161
9-5 (YS3E)	1161
9-5 Kombi (YS3E)	1162

SEAT 1164

ALHAMBRA (7V8, 7V9)	1164
ALHAMBRA VAN (7V8, 7V9)	1164
ALTEA (5P1)	1164
ALTEA XL (5P5, 5P8)	1165
ARONA (KJ7, KJP)	1165
AROSA (6H1)	1165
CORDOBA (6K1, 6K2)	1166
CORDOBA (6L2)	1170
CORDOBA Vario (6K5)	1172
CORDOBA VARIO Kasten/Kombi (6K5)	1175
IBIZA II (6K1)	1175
IBIZA III (6L1)	1178
IBIZA IV (6J5, 6P1)	1179
IBIZA IV Kasten/Schrägheck (6J1)	1180
IBIZA IV SC (6J1, 6P5)	1181
IBIZA IV ST (6J8, 6P8)	1182
IBIZA V (KJ1, KJG)	1183
INCA (6K9)	1183
LEON (1M1)	1184
LEON (1P1)	1184
LEON (5F1)	1185
LEON Kasten/Schrägheck (5F1)	1185
LEON SC (5F5)	1185
LEON ST (5F8)	1186
LEON ST Kasten/Kombi (5F8)	1186
MARBELLA (28A)	1187
MARBELLA Kasten/Schrägheck (028A)	1187
Mii (KF1, KE1)	1187
TOLEDO I (1L2)	1188
TOLEDO II (1M2)	1189
TOLEDO III (5P2)	1189
TOLEDO IV (KG3)	1189

SKODA 1190

CITIGO (NF1)	1190
E-CITIGO (NE1)	1190
FABIA I (6Y2)	1191
FABIA I Combi (6Y5)	1192
FABIA II (542)	1196
FABIA II Combi (545)	1197
FABIA III (NJ3)	1198
FABIA III Kombi (NJ5)	1199
FABIA I Praktik (6Y5)	1193
FABIA I Stufenheck (6Y3)	1194
FABIA IV (PJ3)	1200
FAVORIT Pick-up (787)	1200
FELICIA Cube Van (6U5)	1203
FELICIA I (6U1)	1200
FELICIA II (6U1)	1202
FELICIA II Kombi (6U5)	1203
FELICIA I Kombi (6U5)	1201
FELICIA I Pick-up (6UF, 6U7)	1201
KAMIQ (NW4)	1204
OCTAVIA I (1U2)	1204
OCTAVIA I Combi (1U5)	1205
OCTAVIA II (1Z3)	1207
OCTAVIA II Combi (1Z5)	1207
OCTAVIA III (5E3, NL3, NR3)	1208

**SKODA 1190**

OCTAVIA III Combi (5E5, 5E6)	1208
OCTAVIA I Kasten/Kombi (1U5)	1206
RAPID (NA2)	1208
RAPID (NH3, NK3, NK6)	1209
RAPID Spaceback (NH1)	1210
ROOMSTER (5J7)	1211
ROOMSTER Praktik (5J)	1212
SCALA (NW1)	1212
SUPERB I (3U4)	1213
SUPERB II (3T4)	1213
YETI (5L)	1213

SMART 1213

CABRIO (450)	1213
CITY-COUPE (450)	1214
CROSSBLADE (450)	1214
FORFOUR (454)	1215
FORFOUR Schrägheck (453)	1215
FORTWO Cabrio (450)	1216
FORTWO Cabrio (451)	1216
FORTWO Cabriolet (453)	1217
FORTWO Coupe (450)	1217
FORTWO Coupe (451)	1218
FORTWO Coupe (453)	1218
ROADSTER (452)	1219
ROADSTER Coupe (452)	1219

SSANGYONG 1219

ACTYON SPORTS I (QJ)	1219
----------------------	------

SUBARU 1219

FORESTER (SF_)	1219
FORESTER (SG_)	1220
FORESTER (SH_)	1220
FORESTER (SJ_)	1221
IMPREZA Coupe (GFC)	1221
IMPREZA Schrägheck (GP_)	1221
IMPREZA Schrägheck (GR, GH, G3)	1221
IMPREZA Station Wagon (GF)	1222
IMPREZA Station Wagon (GG)	1223
IMPREZA Stufenheck (GC)	1223
IMPREZA Stufenheck (GD)	1224
IMPREZA Stufenheck (GE, GV)	1225
IMPREZA Stufenheck (GJ_)	1225
JUSTY II (JMA, MS)	1225
JUSTY III (G3X)	1225
JUSTY IV	1225
LEGACY II (BD)	1226
LEGACY II Kombi (BG)	1226
LEGACY IV (BL)	1227
LEGACY IV Kombi (BP)	1227
LEGACY OUTBACK (BG)	1228
LEGACY V (BM)	1227
LEGACY V Kombi (BR)	1227
OUTBACK (BL, BP)	1228
OUTBACK (BR)	1228
TREZIA	1228
XV (_GP_)	1228
XV (GT)	1229

SUZUKI 1229

ALTO IV (EF)	1229
ALTO V (HA12, HA23)	1229
ALTO VI (FF)	1229
ALTO VII (GF)	1229
BALENO (EG)	1229
BALENO (FW, EW)	1230
BALENO Kombi (EG)	1230
BALENO Schrägheck (EG)	1230
CARRY Bus	1231
CARRY Kasten (FD)	1231
CARRY Pritsche/Fahrgestell (FD, DA5_T, DA6_T)	1231
CELÉRIO (LF)	1232
FORENZA Stufenheck	1232
GRAND VITARA I (FT, HT)	1232

**SUZUKI****1229**

GRAND VITARA I Geländewagen offen (GT)	1232
GRAND VITARA II (JT, TE, TD)	1232
IGNIS I (FH)	1233
IGNIS II (MH)	1233
IGNIS III (MF)	1234
JIMNY Geländewagen geschlossen (A6G)	1234
JIMNY Geländewagen geschlossen (SN)	1234
JIMNY Geländewagen offen (SN)	1234
LIANA (ER, RH)	1235
LIANA Schrägheck	1235
SAMURAI Geländewagen geschlossen (SJ)	1236
SPLASH (EX)	1236
SWIFT III (MZ, EZ)	1238
SWIFT II Schrägheck (EA, MA)	1236
SWIFT II Stufenheck (AH, AJ)	1238
SWIFT IV (FZ, NZ)	1239
SWIFT V (AZ)	1239
SX4 (EY, GY)	1240
SX4 Stufenheck (GY, RW)	1241
VITARA (ET, TA, TD)	1241
VITARA Cabrio (ET, TA)	1241
WAGON R+ Schrägheck (EM)	1242
WAGON R+ Schrägheck (MM)	1242
WAGON R Schrägheck	1241

TOYOTA**1243**

4 RUNNER III (_N18_)	1243
4 RUNNER IV (_N21_)	1243
4 RUNNER V (_N28_)	1243
ALLION I (_T24_)	1244
ALPHARD I (_H1_)	1244
ALTEZZA (_E1_)	1244
ALTEZZA GITA Kombi (_XE1_)	1244
AQUA (_NHP1_)	1244
AURION (_V4_)	1244
AURIS (_E15_)	1244
AURIS (_E18_)	1245
AURIS Kasten/Schrägheck (_E15_)	1245
AURIS Kombi (_E18_)	1245
AURIS VAN Kasten/Schrägheck (_E18_)	1245
AVALON Stufenheck (_X3_)	1245
AVENSIS (_T22_)	1245
AVENSIS (_T25_)	1246
AVENSIS Kombi (_T22_)	1247
AVENSIS Kombi (_T25_)	1248
AVENSIS Liftback (_T22_)	1249
AVENSIS Stufenheck (_T25_)	1250
AVENSIS VERSO (_M2_)	1250
AYGO (_B1_)	1250
AYGO (_B4_)	1251
AYGO Kasten/Schrägheck (_B1_)	1251
bB I (NCP3)	1251
bB II (QNC2)	1251
CALDINA Kombi (_T21_)	1252
CALDINA Kombi (_T24_)	1252
CAMI Geländewagen geschlossen (J1)	1252
CAMRY (_V2_)	1252
CAMRY Stufenheck (_V3_)	1252
CAMRY Stufenheck (_V4_)	1252
CAMRY Stufenheck (_V5_)	1253
CARINA E VI (_T19_)	1253
CARINA E VI Sportswagon (_T19_)	1254
CARINA E VI Stufenheck (_T19_)	1254
CELICA Cabriolet (_T20_)	1255
CELICA Coupe (_T20_)	1255
CELICA Coupe (_T23_)	1255
COROLLA (_E10_)	1255
COROLLA (_E11_)	1256
COROLLA (_E12_)	1257
COROLLA Compact (_E10_)	1259
COROLLA Compact (_E11_)	1259
COROLLA Kasten/Kombi (_E11_)	1261
COROLLA Kombi (_E10_)	1261
COROLLA Kombi (_E11_)	1261
COROLLA Kombi (_E12_)	1262
COROLLA LEVIN Coupe (_E10_)	1264
COROLLA Liftback (_E10_)	1264
COROLLA Liftback (_E11_)	1265

**TOYOTA****1243**

COROLLA Stufenheck (_E12_)	1266
COROLLA Stufenheck (_E15_)	1268
COROLLA Stufenheck (_E16_)	1269
COROLLA Verso (_E12_)	1269
COROLLA Verso (ZER_, ZZE12_, R1_)	1269
DYNA 100 Pritsche/Fahrgestell (LY1_, YY1_)	1269
ECHO Stufenheck (_P1_)	1269
FJ CRUISER (GSJ1_)	1269
FORTUNER (_N15_, _N16_)	1270
FORTUNER (_N5_, _N6_)	1270
GAIA (_M1_)	1271
HARRIER (_U1_)	1271
HARRIER (_U3_)	1271
HIACE / COMMUTER V Bus (TRH2_, KDH2_, LH2_, GDH2_)	1271
HIACE IV Bus (_H1_, _H2_)	1271
HIACE IV Bus (_H1_)	1272
HIACE IV Kasten (_H1_, _H2_)	1272
HIACE IV Kasten (_H1_)	1273
HIACE V Kasten (TRH2_, KDH2_, LH2_, GDH2_)	1273
HIGHLANDER / KLUGER (_U2_)	1273
HILUX II SUV (LN_, KZN1_, VZN1_, RN1_)	1273
HILUX Pritsche/Fahrgestell (_N1_, _N2_)	1276
HILUX Pritsche/Fahrgestell (LN_, _N1_)	1276
HILUX VIII Pick-up (_N1_)	1275
HILUX VIII Pritsche/Fahrgestell (_N1_)	1276
HILUX VII Pick-up (_N1_, _N2_, _N3_)	1274
HILUX VI Pick-up (_N1_)	1274
HILUX V Pick-up (N_, KZN1_, VZN1_)	1273
INNOVA / KIJANG INNOVA I (_N4_)	1276
IQ (_J1_)	1276
ISIS (_M1_)	1276
IST (NCP6_)	1276
LAND CRUISER (_J7_)	1277
LAND CRUISER 100 (_J1_)	1277
LAND CRUISER 200 (_J2_)	1277
LAND CRUISER 90 (_J9_)	1277
LAND CRUISER Pick-up (_J7_)	1277
LAND CRUISER PRADO (_J12_)	1277
LAND CRUISER PRADO (_J15_)	1278
LAND CRUISER VAN (_J15_)	1279
MARK II IX Stufenheck (_X11_)	1279
MARK X ZIO I (_A1_)	1279
MATRIX (_E13_)	1279
NADIA (SXN1_)	1279
NOAH/VOXY (_R6_)	1279
NOAH/VOXY (_R7_)	1279
OPA (ZCT1_, ACT1_)	1280
PASEO Cabriolet (_L5_)	1280
PASEO Coupe (_L5_)	1280
PICNIC (_XM1_)	1280
PLATZ (NCP1_, SCP1_)	1280
PORTE I (_NNP1_)	1280
PREMIO (_T24_)	1280
PREVIA I (_R1_, _R2_)	1281
PREVIA II (_R3_)	1281
PRIUS Liftback (_W2_)	1281
PRIUS PLUS (_W4_)	1281
PRIUS PLUS VAN (_W4_)	1281
PRIUS Stufenheck (_W1_)	1281
PROACE Kasten (MDX_)	1281
RAUM Großraumlimousine (EXZ1_)	1282
RAUM Großraumlimousine (NCZ2_)	1282
RAV 4 I (_A1_)	1282
RAV 4 I Cabrio (_A1_)	1282
RAV 4 II (_A2_)	1283
RAV 4 III (_A3_)	1284
RAV 4 IV (_A4_)	1284
RAV 4 IV VAN (_A4_)	1285
SEQUOIA (_K3_, _K4_)	1285
SOLARA Cabriolet (_V3_)	1285
SOLARA Coupe (_V2_)	1285
SOLARA Coupe (_V3_)	1285
SPRINTER Stufenheck (_E1_)	1285
STARLET (_P9_)	1285
SUPRA (_A8_)	1286
TOWN ACE Bus (_R4_, _R5_)	1286
TOWN ACE Kasten	1286
TUNDRA Pick-up (_K3_, _K4_)	1286

**TOYOTA****1243**

URBAN CRUISER (_P1_)	1286
VENZA (_V1_)	1286
VEROSSA (_X11_)	1286
VERSO (_R2_)	1286
VERSO S (_P12_)	1287
VERSO VAN (_R2_)	1287
VIOS / SOLUNA VIOS (_P4_)	1287
VISTA Stufenheck (_V5_)	1287
WILL CYPHA I (NCP7_)	1287
YARIS / VIOS Stufenheck (_P15_)	1288
YARIS / VIOS Stufenheck (_P9_)	1287
YARIS (_P1_)	1288
YARIS (_P13_)	1291
YARIS (_P15_)	1292
YARIS (_P21_, _PA1_, _PH1_)	1292
YARIS (_P9_)	1290
YARIS Kasten/Schrägheck (_P13_)	1292
YARIS VERSO (_P2_)	1292
YARIS VERSO VAN (_P2_)	1294

VAUXHALL**1294**

ADAM (M13)	1294
AGILA Mk I (A) (H00)	1295
AGILA Mk II (B) (H08)	1297
ANTARA A (L07)	1297
ARENA Combi (A97)	1297
ARENA Van (A97)	1297
ASTRA Mk III (F) Cabriolet (T92)	1298
ASTRA Mk III (F) CC (T92)	1298
ASTRA Mk III (F) Kombi (T92)	1301
ASTRA Mk III (F) Stufenheck (T92)	1302
ASTRA Mk IV (G) Cabriolet (T98)	1303
ASTRA Mk IV (G) CC (T98)	1303
ASTRA Mk IV (G) Coupe (T98)	1305
ASTRA Mk IV (G) Kombi (T98)	1306
ASTRA Mk IV (G) Stufenheck (T98)	1307
ASTRA Mk V (H) (A04)	1309
ASTRA Mk V (H) Kombi (A04)	1309
ASTRA Mk V (H) Sport Hatch (A04)	1310
ASTRA Mk V (H) TwinTop (A04)	1310
ASTRA Mk VI (J) (P10)	1310
ASTRA Mk VI (J) GTC (P10)	1311
ASTRA Mk VI (J) Kombi (P10)	1311
ASTRA Mk VI (J) Stufenheck (P10)	1311
ASTRAVAN Mk IV (G) Kasten/Kombi (T98)	1311
ASTRAVAN Mk V (H) Kasten/Kombi (A04)	1312
BRAVA Pick-up (TF0, TF1)	1313
CALIBRA (C89)	1313
COMBO Mk I (B) (S93)	1313
COMBO Mk II (C) Kasten/Großraumlimousine (F25)	1314
COMBO Mk III (D) Kasten/Großraumlimousine (X12)	1315
COMBO TOUR Mk II (C) (F25)	1315
CORSA Mk I (B) (S93)	1316
CORSA Mk II (C) (X01)	1318
CORSA Mk III (D) (S07)	1319
CORSA Mk IV (E) (X15)	1321
CORSA Mk V (F)	1321
CORSAVAN Mk I (B) Kasten/Schrägheck (S93)	1321
CORSAVAN Mk II (C) Kasten/Schrägheck (X01)	1322
CORSAVAN Mk III (D) Kasten/Schrägheck (S07)	1323
CORSAVAN Mk IV (E) Kasten/Schrägheck (X15)	1324
FRONTERA Mk I (A) (U92)	1324
FRONTERA Mk I (A) Sport (U92)	1325
INSIGNIA Mk I (A) Country Tourer (G09)	1325
INSIGNIA Mk I (A) Schrägheck (G09)	1325
INSIGNIA Mk I (A) Sports Tourer (G09)	1325
INSIGNIA Mk I (A) Stufenheck (G09)	1325
MERIVA A (X03)	1325
MOKKA / MOKKA X (J13)	1326
MOVANO Mk I (A) Chassis/Cab (X70)	1326
MOVANO Mk I (A) Combi (X70)	1327
MOVANO Mk I (A) Van (X70)	1327
MOVANO Mk II (B) Chassis/Cab (X62)	1328
MOVANO Mk II (B) Combi (X62)	1328



**VAUXHALL****1294**

MOVANO Mk II (B) VAN (X62)	1329
OMEGA (B) Kombi (V94)	1329
OMEGA (B) Stufenheck (V94)	1330
SIGNUM (Z03)	1330
TIGRA Mk I (S93)	1330
TIGRA TwinTop (X04)	1331
VECTRA (B) CC (J96)	1331
VECTRA (B) Kombi (J96)	1333
VECTRA (B) Stufenheck (J96)	1334
VECTRA Mk II (C) (Z02)	1335
VECTRA Mk II (C) CC (Z02)	1335
VECTRA Mk II (C) Kombi (Z02)	1336
VIVA (C16)	1336
VIVARO A Bus (X83)	1336
VIVARO A Kasten (X83)	1336
VIVARO A Pritsche/Fahrgestell (X83)	1337
ZAFIRA A (T98)	1337
ZAFIRA Mk II (B) (A05)	1340

VOLVO**1340**

850 (854)	1340
850 Kombi (855)	1340
940 II (944)	1340
940 II Kombi (945)	1340
C70 I Cabriolet (873)	1341
C70 I Coupe (872)	1341
S40 I (644)	1341
S60 I (384)	1341
S70 (874)	1342
S80 I (184)	1343
S80 II (124)	1344
S90 I (964)	1345
V40 Kombi (645)	1345
V70 I (875, 876)	1346
V70 II (285)	1347
V90 I Kombi (965)	1348
XC70 I Cross Country (295)	1348
XC90 I (275)	1348
XC90 I VAN (275)	1348

VW**1348**

AMAROK (2HA, 2HB, S1B, S6B, S7A, S7B)	1349
AMAROK Pritsche/Fahrgestell (S1B, S6B, S7B)	1349
BEETLE (5C1, 5C2)	1350
BEETLE Cabriolet (5C7, 5C8)	1350
BORA (9M2)	1350
BORA I (1J2)	1350
BORA Variant (1J6)	1351
CADDY II Großraumlimousine (9K9B)	1351
CADDY III Großraumlimousine (2KB, 2KJ, 2CB, 2CJ)	1353
CADDY III Kasten/Großraumlimousine (2KA, 2KH, 2CA, 2CH)	1353
CADDY II Kasten/Großraumlimousine (9K9A)	1352
CADDY II Pick-up (9U7)	1352
CADDY Kasten/Großraumlimousine (6K9, 9E7, 9E9)	1353
CALIFORNIA T5 Camper (7EC, 7EF, 7EG, 7HF)	1354
CALIFORNIA T6 Camper (SGC, SGG, SHC)	1354
CRAFTER 30-35 Bus (2E_)	1354
CRAFTER 30-50 Kasten (2E_)	1355
CRAFTER 30-50 Pritsche/Fahrgestell (2F_)	1355
EOS (1F7, 1F8)	1355
FOX Schrägheck (5Z1, 5Z3, 5Z4)	1355
FOX Van (5Z1)	1356
GOLF III (1H1)	1356
GOLF III Cabriolet (1E7)	1359
GOLF III Van (1H1)	1360
GOLF III Variant (1H5)	1360
GOLF IV (1J1)	1361
GOLF IV (9B3)	1361
GOLF IV Cabriolet (1E7)	1361
GOLF IV Van (1J1)	1362
GOLF IV Variant (1J5)	1362
GOLF Kasten/Schrägheck (1K1)	1364
GOLF PLUS V (5M1, 521)	1364

**VW****1348**

GOLF PLUS Van (521)	1364
GOLF V (1K1)	1362
GOLF VAN IV Variant (1J5)	1364
GOLF VAN VI Variant (AJ5)	1364
GOLF VI (5K1)	1363
GOLF VI Cabriolet (517)	1363
GOLF VI Van (5K1_)	1363
GOLF VI Variant (AJ5)	1364
GOLF V Variant (1K5)	1363
JETTA III (1K2)	1365
KAEFER	1365
LOAD UP (121, 122, BL1, BL2)	1365
LT 28-35 II Bus (2DB, 2DE, 2DK)	1365
LT 28-46 II Kasten (2DA, 2DD, 2DH)	1367
LT 28-46 II Pritsche/Fahrgestell (2DC, 2DF, 2DG, 2DL, 2DM)	1368
LUPO I (6X1, 6E1)	1369
MULTIVAN V (7HM, 7HN, 7HF, 7EF, 7EM, 7EN)	1370
MULTIVAN VI (SGF, SGM, SGN, SHM, SHN)	1370
NEW BEETLE (9C1, 1C1)	1370
NEW BEETLE Cabriolet (1Y7)	1371
PASSAT B3/B4 Variant (3A5, 35I)	1371
PASSAT B5.5 (3B3)	1372
PASSAT B5.5 Variant (3B6)	1372
PASSAT B5 (3B2)	1373
PASSAT B5 Variant (3B5)	1373
POLO (6N2)	1373
POLO (9N_, 9A_)	1374
POLO CityVan (6R)	1386
POLO III (6N1)	1376
POLO III CLASSIC (6V2)	1379
POLO IV Stufenheck (9A4, 9A2, 9N2, 9A6)	1381
POLO IV Stufenheck (9N4)	1382
POLO V (6R1, 6C1)	1383
POLO Van Kasten/Kombi (6V5)	1387
POLO Van Kasten/Schrägheck (6N1)	1388
POLO Variant (6V5)	1388
POLO VI (AW1, BZ1, AE1)	1385
POLO VIVO Schrägheck (6S1, 6S3)	1389
POLO V Stufenheck (602, 604, 612, 614)	1384
SCIROCCO III (137, 138)	1390
SCIROCCO Van (137)	1390
SHARAN (7M8, 7M9, 7M6)	1390
SHARAN VAN (7M_)	1390
TAIGO (CS1)	1390
TARO	1390
T-CROSS (C11)	1390
TOUAREG (7LA, 7L6, 7L7)	1391
TOUAREG (7P5, 7P6)	1393
TOUAREG VAN (7P5)	1393
TOURAN (1T1, 1T2)	1393
TOURAN (1T3)	1393
TOURAN VAN (1T1, 1T2)	1393
TOURAN VAN (1T3)	1394
TRANSPORTER IV Bus (70B, 70C, 7DB, 7DK, 70J, 70K, 7DC, 7DJ)	1394
TRANSPORTER IV Kasten (70A, 70H, 7DA, 7DH)	1395
TRANSPORTER IV Pritsche/Fahrgestell (70E, 70L, 70M, 7DE, 7DL)	1396
TRANSPORTER V Bus (7HB, 7HJ, 7EB, 7EJ)	1397
TRANSPORTER VI / CARAVELLE VI Bus (SGB, SGJ, SHB, SHJ)	1400
TRANSPORTER VI Kasten (SGA, SGH, SHA, SHH)	1400
TRANSPORTER VI Pritsche/Fahrgestell (SFD, SFE, SFL, SFZ, SJD)	1400
TRANSPORTER V Kasten (7HA, 7HH, 7EA, 7EH)	1398
TRANSPORTER V Pritsche/Fahrgestell (7JD, 7JE, 7JL, 7JY, 7JZ)	1399
UP! (121, 122, BL1, BL2, BL3, 123)	1400
VENTO (1H2)	1401



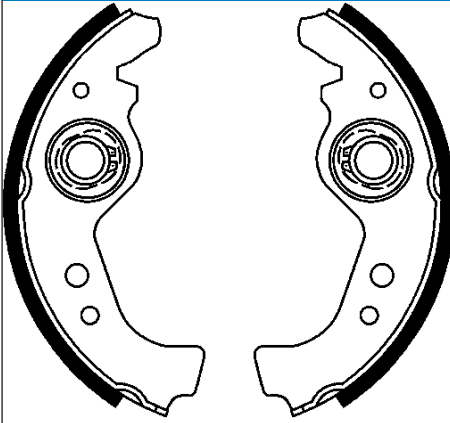
- DE** Produktdetails
- EN** Product details
- ES** Descripción del producto
- FR** Présentation du produit
- IT** Panoramica prodotti

2023



03.0137-0015.2

650015



Bremsbackensatz

x 31

Ø 185

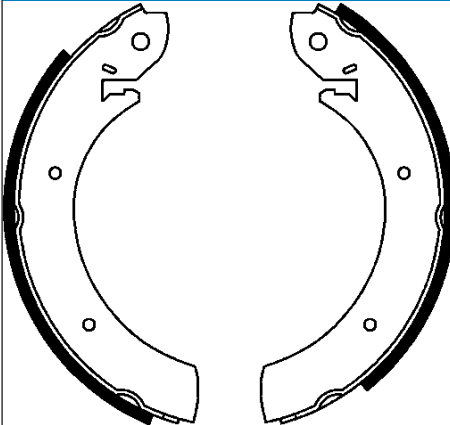
Fiat

+ AUT

Artikelnummer des empfohlenen Zubehörs: 03.0137-9021.2 / 03.0137-9700.2

03.0137-0036.2

650036



Bremsbackensatz

x 57

Ø 254

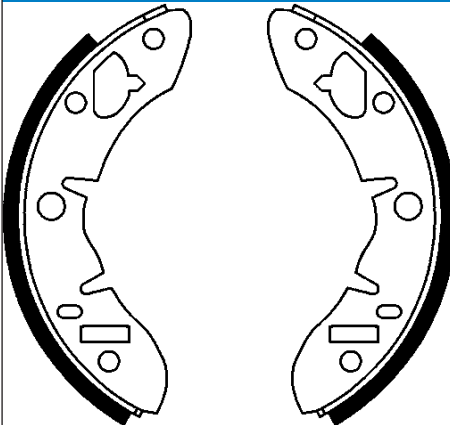
TRW

Artikelnummer des empfohlenen Zubehörs: 03.0137-9013.2

HYUNDAI, RENAULT

03.0137-0080.2

650080



Bremsbackensatz

x 32

Ø 178

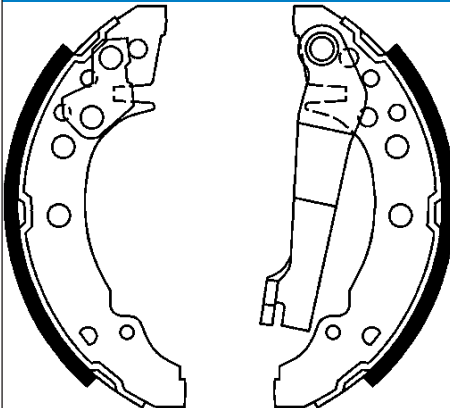
AP

Artikelnummer des empfohlenen Zubehörs: 03.0137-9200.2 / 03.0137-9205.2

ROVER

03.0137-0126.2

650126



Bremsbackensatz

x 31

Ø 180

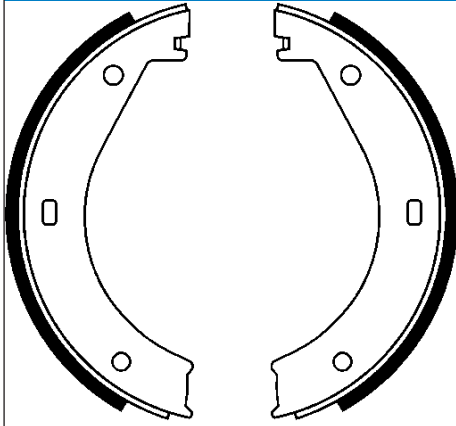
+ HEB

Artikelnummer des empfohlenen Zubehörs: 03.0137-9008.2

SEAT, VW

03.0137-0150.2

650150



Bremsbackensatz, Feststellbremse

x 25

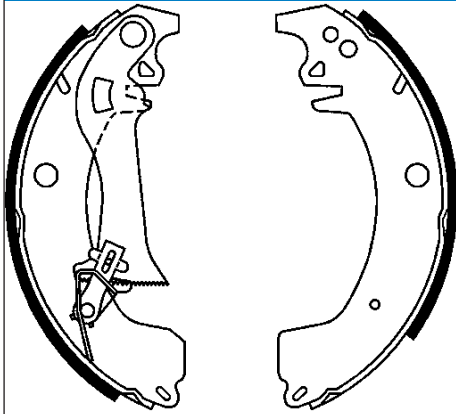
Ø 180

Artikelnummer des empfohlenen Zubehörs: 03.0137-9062.2

BMW

03.0137-0153.2

650153



Bremsbackensatz

x 46

Ø 255

BDX

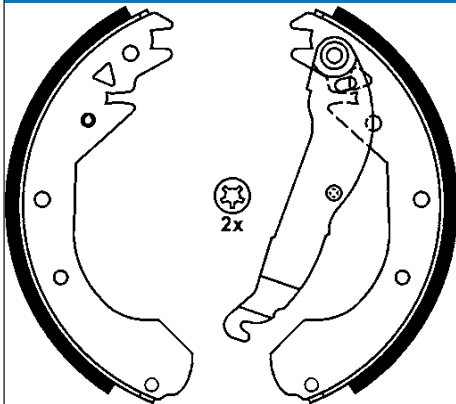
+ AUT

Artikelnummer des empfohlenen Zubehörs: 03.0137-9211.2

OPEL, RENAULT, VAUXHALL

03.0137-0167.2

650167



Bremsbackensatz

x 51

Ø 230

TRW

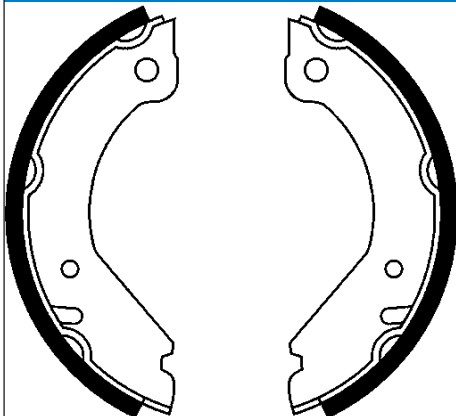
+ HEB

Artikelnummer des empfohlenen Zubehörs: 03.0137-9053.2

OPEL, VAUXHALL

03.0137-0169.2

650169



Bremsbackensatz, Feststellbremse

x 25

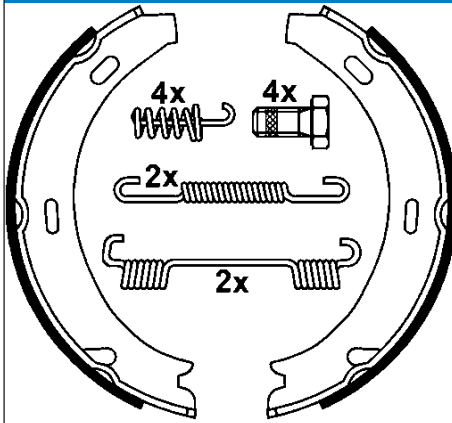
Ø 160

Artikelnummer des empfohlenen Zubehörs: 03.0137-9065.2

VOLVO

03.0137-0170.2

650170



Bremsbackensatz, Feststellbremse

x 20

Ø 164

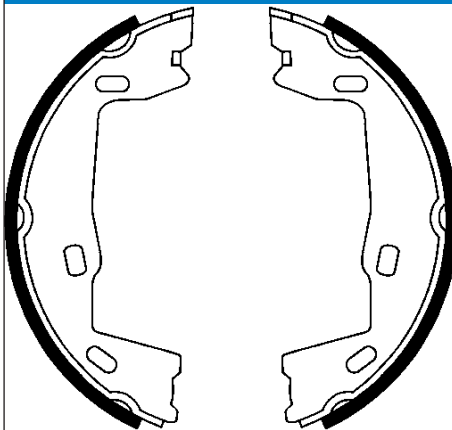
+ Zub

Artikelnummer des empfohlenen Zubehörs: 03.0137-9703.2 / 03.0137-9704.2

MERCEDES-BENZ

03.0137-0172.2

650172



Bremsbackensatz, Feststellbremse

x 25

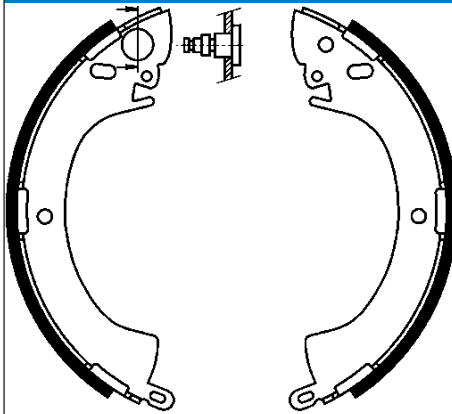
Ø 160

Artikelnummer des empfohlenen Zubehörs: 03.0137-9092.2 / 03.0137-9242.2 / 03.0137-9243.2

CHEVROLET, OPEL, SAAB, VAUXHALL

03.0137-0188.2

650188



Bremsbackensatz

x 50

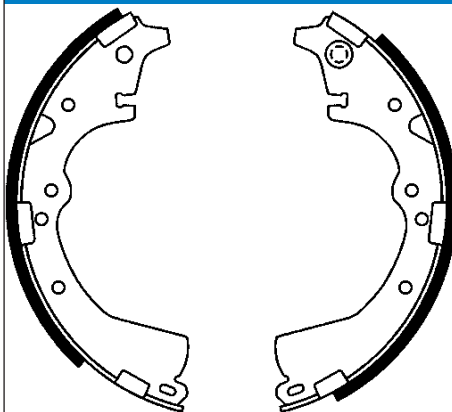
Ø 254

Artikelnummer des empfohlenen Zubehörs: 03.0137-9105.2

MITSUBISHI

03.0137-0193.2

650193



Bremsbackensatz

x 52

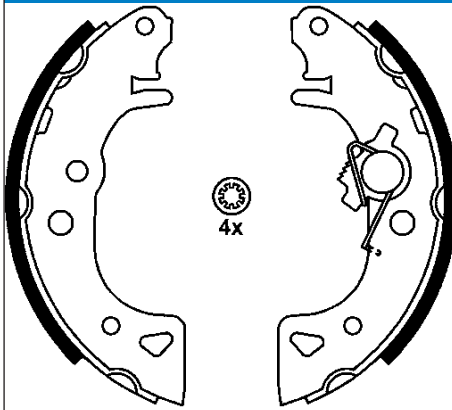
Ø 254

Artikelnummer des empfohlenen Zubehörs: 03.0137-9115.2

TOYOTA

03.0137-0195.2

650195



Bremsbackensatz

x 32

Ø 164

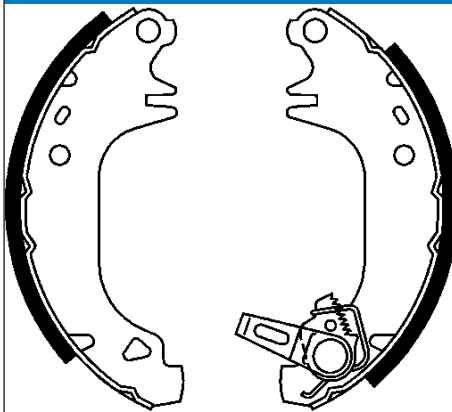
+ AUT

Artikelnummer des empfohlenen Zubehörs: 03.0137-9079.2

CITROËN, PEUGEOT

03.0137-0196.2

650196



Bremsbackensatz

x 32

Ø 180

BDX

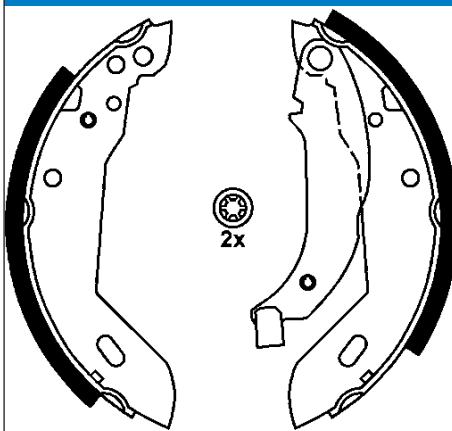
+ AUT

Artikelnummer des empfohlenen Zubehörs: 03.0137-9055.2

CITROËN, PEUGEOT

03.0137-0197.2

650197



Bremsbackensatz

x 32

Ø 180

TRW

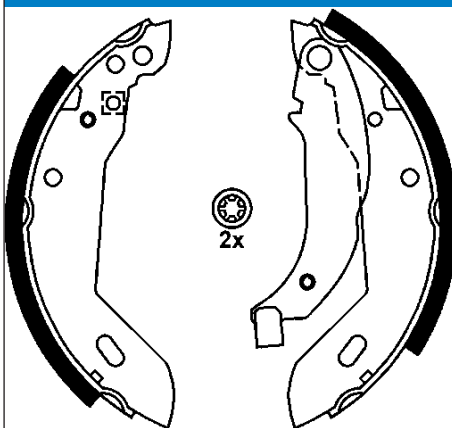
+ HEB

Artikelnummer des empfohlenen Zubehörs: 03.0137-9175.2

CITROËN, PEUGEOT

03.0137-0201.2

650201



Bremsbackensatz

x 41

Ø 180

TRW

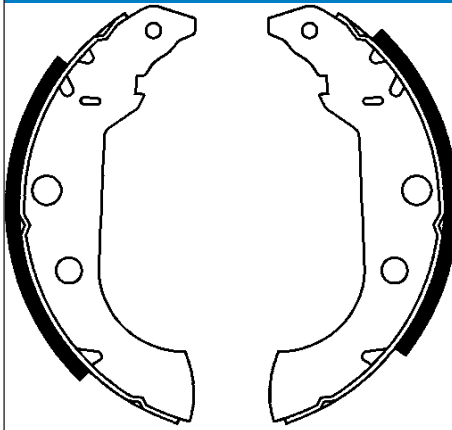
+ HEB

Artikelnummer des empfohlenen Zubehörs: 03.0137-9056.2

PEUGEOT, RENAULT

03.0137-0202.2

650202



Bremsbackensatz

x 42

Ø 229

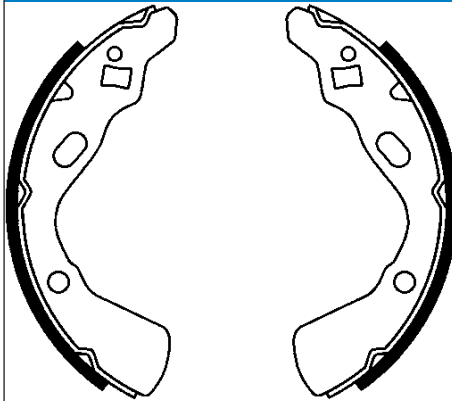
BDX

Artikelnummer des empfohlenen Zubehörs: 03.0137-9089.2

PEUGEOT

03.0137-0204.2

650204



Bremsbackensatz

x 25

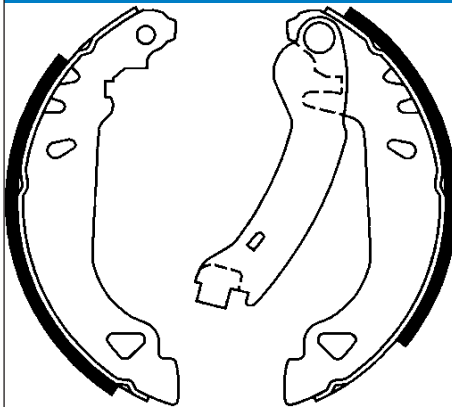
Ø 170

Artikelnummer des empfohlenen Zubehörs: 03.0137-9113.2

KIA

03.0137-0207.2

650207



Bremsbackensatz

x 32

Ø 180

BDX

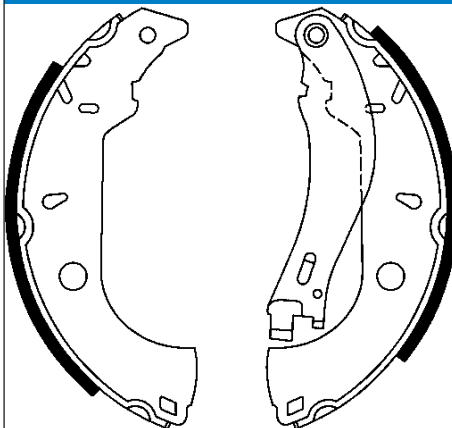
+ HEB

Artikelnummer des empfohlenen Zubehörs: 03.0137-9088.2

FIAT, LANCIA

03.0137-0208.2

650208



Bremsbackensatz

x 42

Ø 228

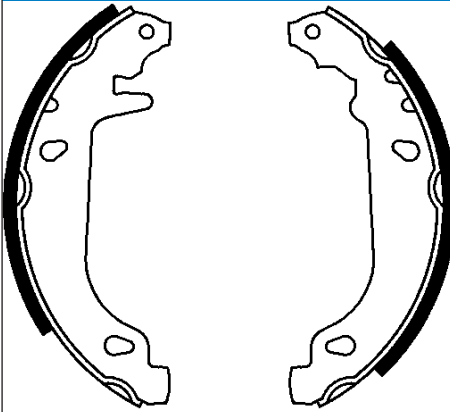
+ HEB

Artikelnummer des empfohlenen Zubehörs: 03.0137-9081.2

ALFA ROMEO, FIAT

03.0137-0209.2

650209



Bremsbackensatz

x 42

Ø 180

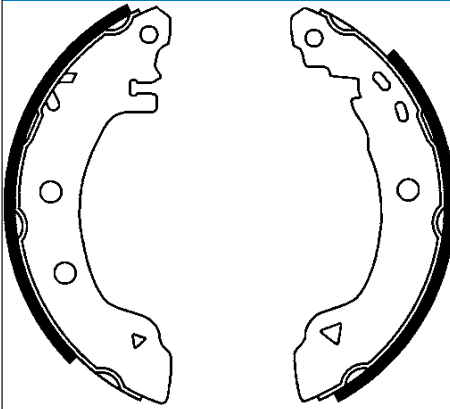
BDX

Artikelnummer des empfohlenen Zubehörs: 03.0137-9086.2

RENAULT

03.0137-0211.2

650211



Bremsbackensatz

x 39

Ø 203

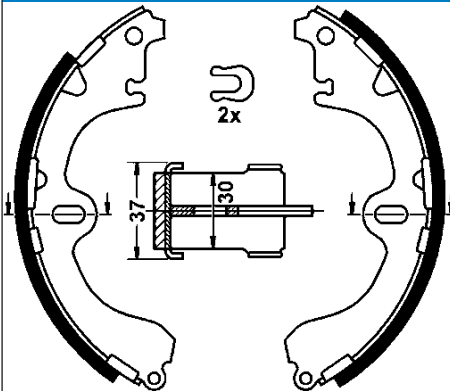
BDX

Artikelnummer des empfohlenen Zubehörs: 03.0137-9125.2

RENAULT

03.0137-0221.2

650221



Bremsbackensatz

x 37

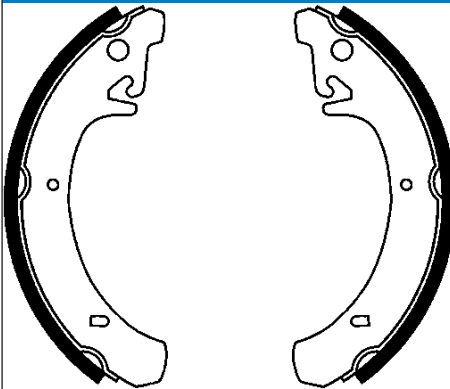
Ø 200

Artikelnummer des empfohlenen Zubehörs: 03.0137-9114.2

TOYOTA

03.0137-0231.2

650231



Bremsbackensatz

x 41

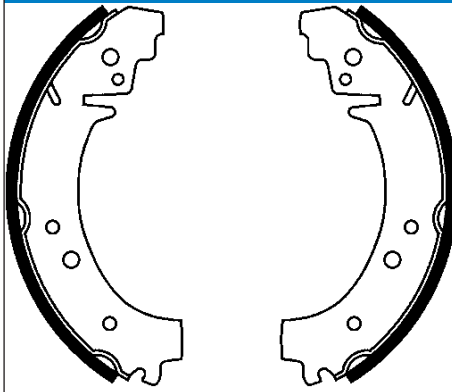
Ø 200

Artikelnummer des empfohlenen Zubehörs: 03.0137-9118.2

LADA

03.0137-0232.2

650232



Bremsbackensatz

x 51

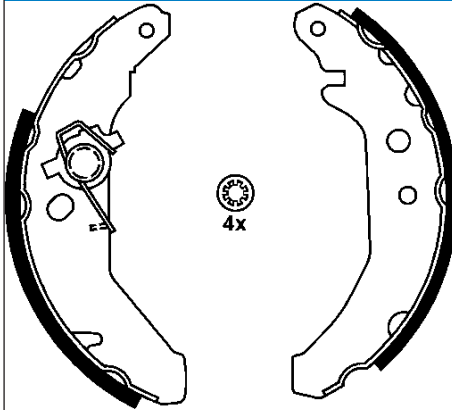
Ø 250

Artikelnummer des empfohlenen Zubehörs: 03.0137-9117.2

LADA

03.0137-0235.2

650235



Bremsbackensatz

x 32

Ø 180

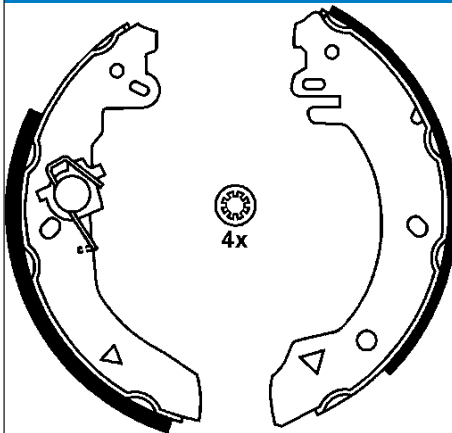
+ AUT

Artikelnummer des empfohlenen Zubehörs: 03.0137-9121.2

FORD

03.0137-0236.2

650236



Bremsbackensatz

x 39

Ø 203

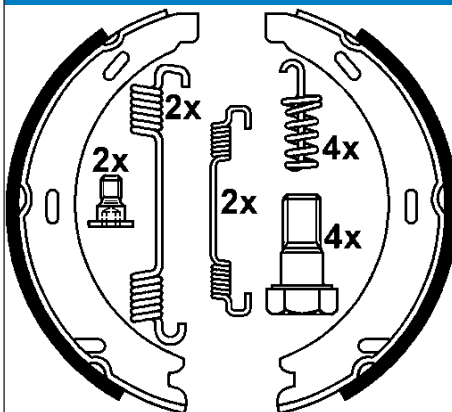
+ AUT

Artikelnummer des empfohlenen Zubehörs: 03.0137-9120.2

FORD

03.0137-0244.2

650244



Bremsbackensatz, Feststellbremse

x 25

Ø 164

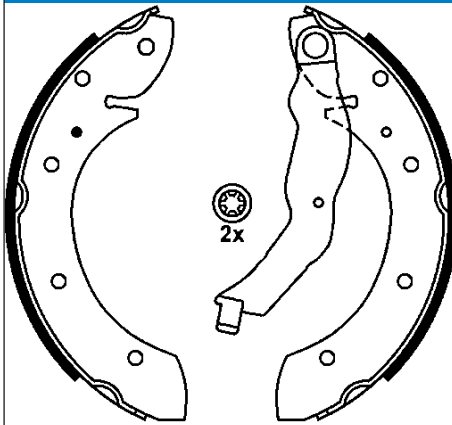
+ Zub

Artikelnummer des empfohlenen Zubehörs: 03.0137-9703.2 / 03.0137-9704.2

MERCEDES-BENZ

03.0137-0247.2

650247



Bremsbackensatz

x 42

Ø 229

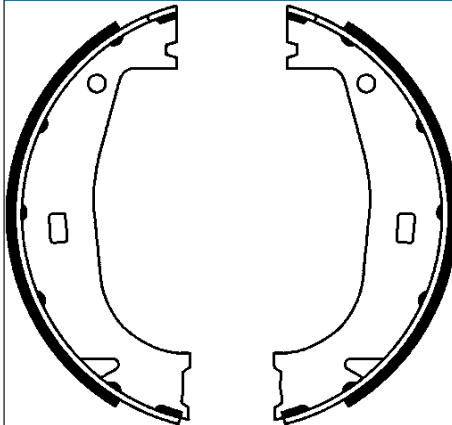
+ HEB

Artikelnummer des empfohlenen Zubehörs: 03.0137-9147.2

BMW

03.0137-0248.2

650248



Bremsbackensatz, Feststellbremse

x 25

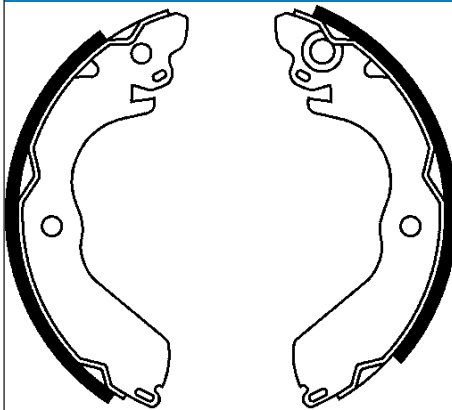
Ø 161

Artikelnummer des empfohlenen Zubehörs: 03.0137-9148.2

BMW

03.0137-0255.2

650255



Bremsbackensatz

x 37

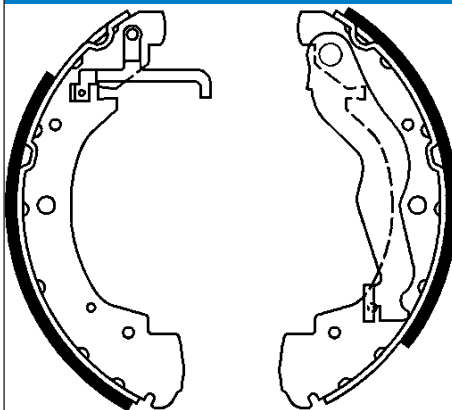
Ø 180

Artikelnummer des empfohlenen Zubehörs: 03.0137-9155.2

MITSUBISHI

03.0137-0256.2

650256



Bremsbackensatz

x 56

Ø 268

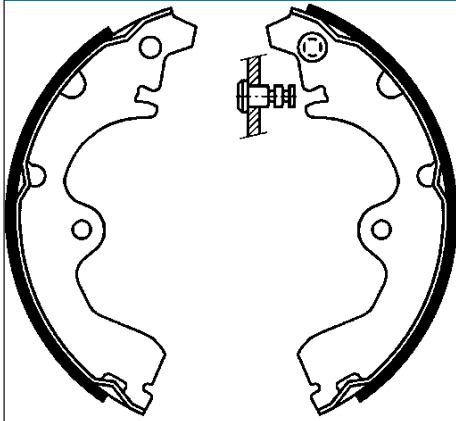
+ HEB

Artikelnummer des empfohlenen Zubehörs: 03.0137-9156.2

VW

03.0137-0257.2

650257



Bremsbackensatz

x 28

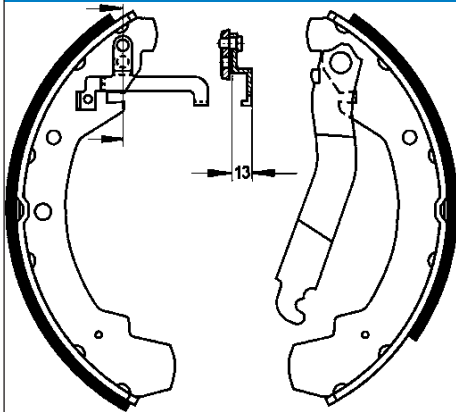
Ø 180

Artikelnummer des empfohlenen Zubehörs: 03.0137-9114.2

TOYOTA

03.0137-0259.2

650259



Bremsbackensatz

x 56

Ø 252

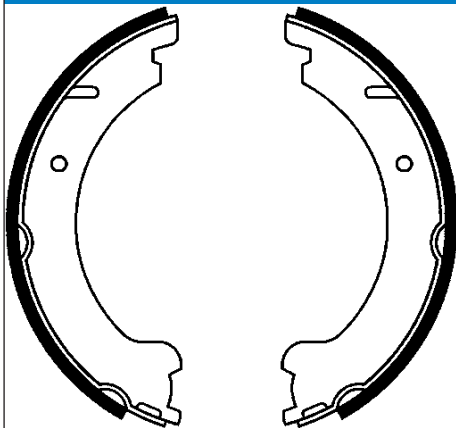
+ HEB

Artikelnummer des empfohlenen Zubehörs: 03.0137-9159.2

VW

03.0137-0260.2

650260



Bremsbackensatz, Feststellbremse

x 25

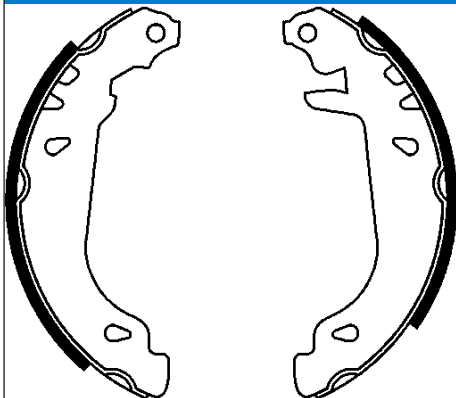
Ø 178

Artikelnummer des empfohlenen Zubehörs: 03.0137-9176.2

VOLVO

03.0137-0261.2

650261



Bremsbackensatz

x 32

Ø 180

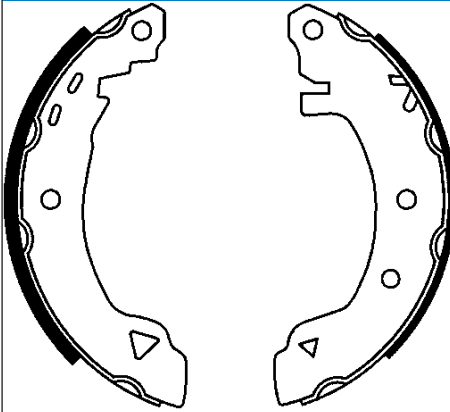
BDX

Artikelnummer des empfohlenen Zubehörs: 03.0137-9086.2

CITROËN, PEUGEOT

03.0137-0262.2

650262



Bremsbackensatz

x 39

Ø 203

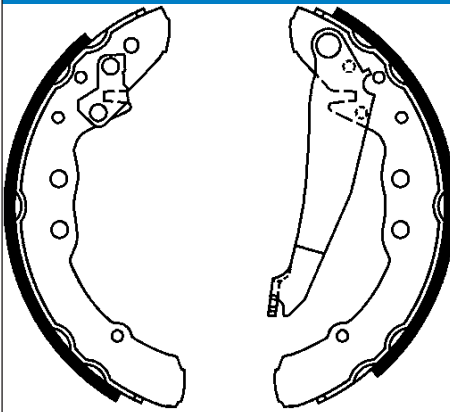
BDX

Artikelnummer des empfohlenen Zubehörs: 03.0137-9125.2

ALFA ROMEO, FIAT

03.0137-0264.2

650264



Bremsbackensatz

x 40

Ø 230

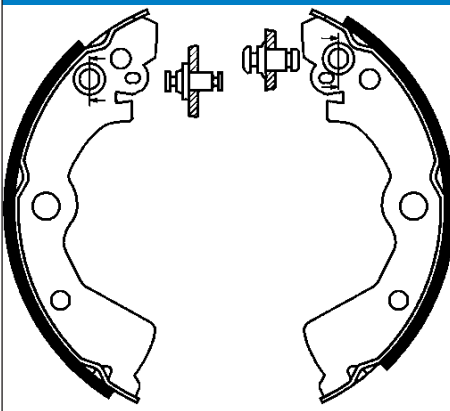
+ HEB

Artikelnummer des empfohlenen Zubehörs: 03.0137-9044.2 / 03.0137-9149.2 / 03.0137-9164.2

SEAT, VW

03.0137-0265.2

650265



Bremsbackensatz

x 31

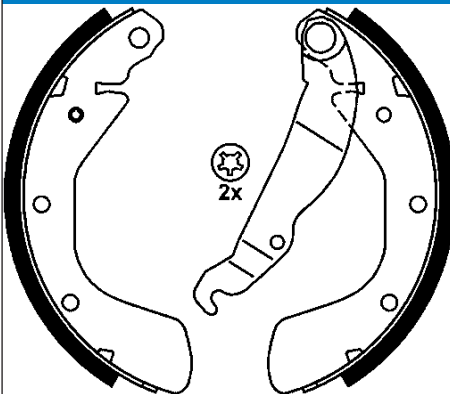
Ø 180

Artikelnummer des empfohlenen Zubehörs: 03.0137-9165.2

NISSAN

03.0137-0266.2

650266



Bremsbackensatz

x 29

Ø 200

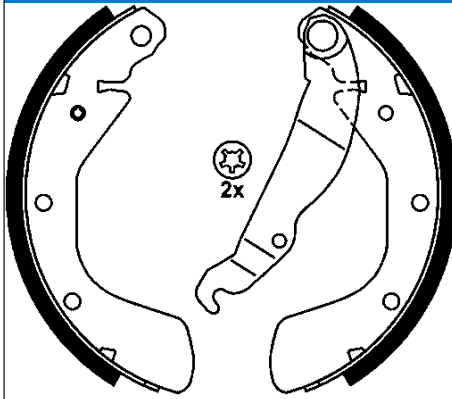
+ HEB

Artikelnummer des empfohlenen Zubehörs: 03.0137-9166.2

CHEVROLET, OPEL, VAUXHALL

03.0137-0267.2

650267



Bremsbackensatz

x 46

Ø 200

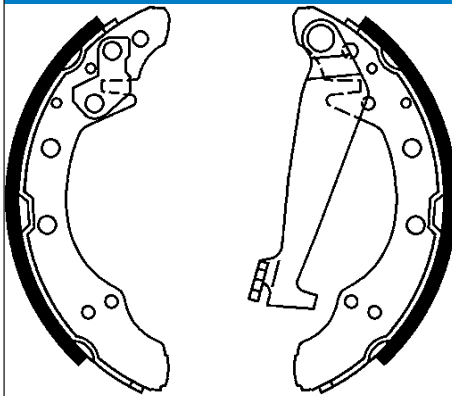
+ HEB

Artikelnummer des empfohlenen Zubehörs: 03.0137-9167.2

CHEVROLET, DAEWOO, OPEL, VAUXHALL

03.0137-0268.2

650268



Bremsbackensatz

x 40

Ø 200

VW

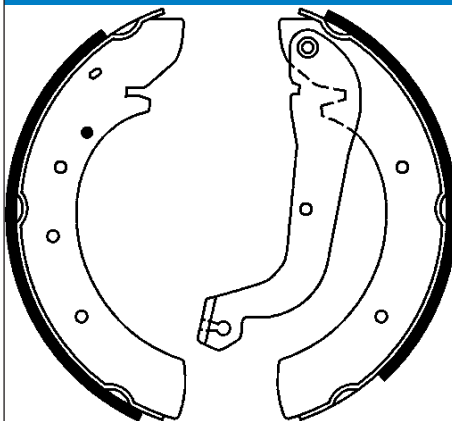
+ HEB

Artikelnummer des empfohlenen Zubehörs: 03.0137-9168.2

AUDI, SEAT, SKODA, VW

03.0137-0269.2

650269



Bremsbackensatz

x 57

Ø 254

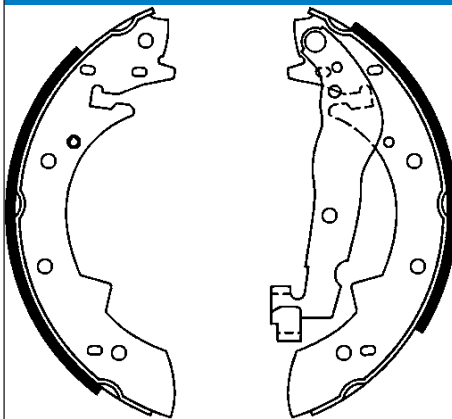
+ HEB

Artikelnummer des empfohlenen Zubehörs: 03.0137-9169.2

NISSAN

03.0137-0271.2

650271



Bremsbackensatz

x 42

Ø 229

TRW

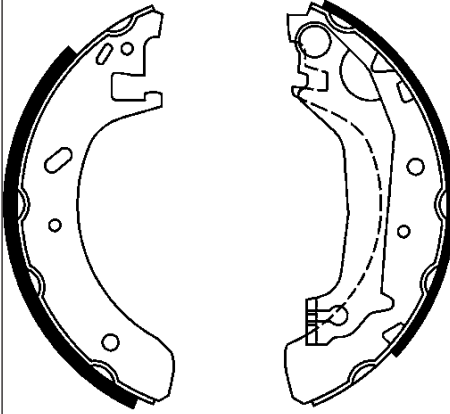
+ HEB

Artikelnummer des empfohlenen Zubehörs: 03.0137-9027.2

RENAULT

03.0137-0272.2

650272



Bremsbackensatz

x 39

Ø 203

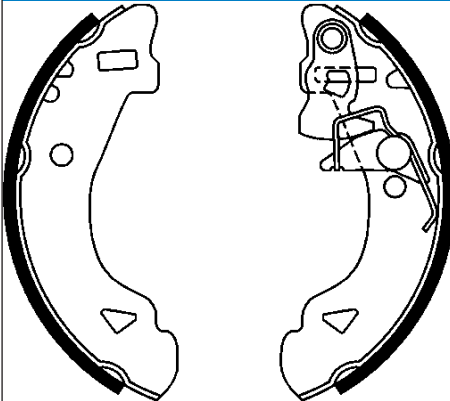
+ HEB

Artikelnummer des empfohlenen Zubehörs: 03.0137-9177.2

FORD

03.0137-0273.2

650273



Bremsbackensatz

x 31

Ø 185

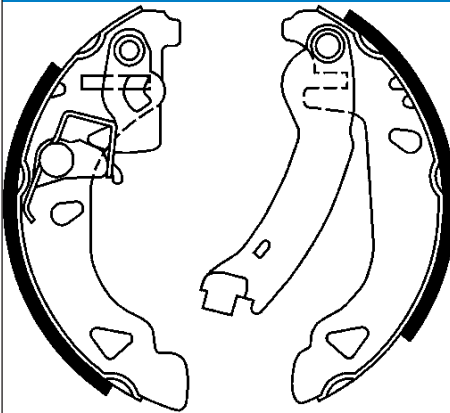
AP

+ AUT

FIAT

03.0137-0274.2

650274



Bremsbackensatz

x 32

Ø 180

AP

+ AUT

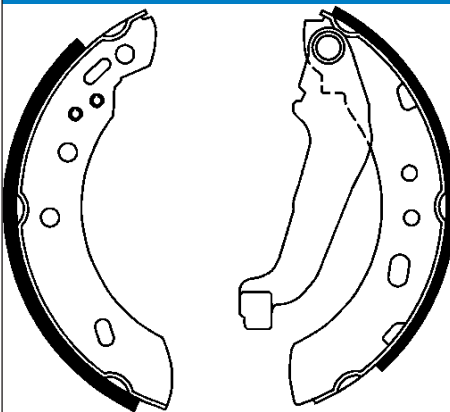
+ HEB

Artikelnummer des empfohlenen Zubehörs: 03.0137-9179.2

FIAT, LANCIA

03.0137-0275.2

650275



Bremsbackensatz

x 27

Ø 180

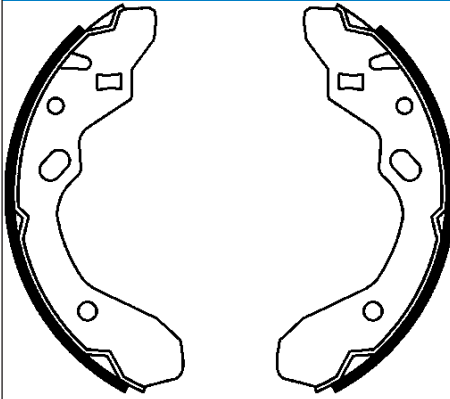
+ HEB

Artikelnummer des empfohlenen Zubehörs: 03.0137-9180.2

NISSAN

03.0137-0278.2

650278



Bremsbackensatz

x 36

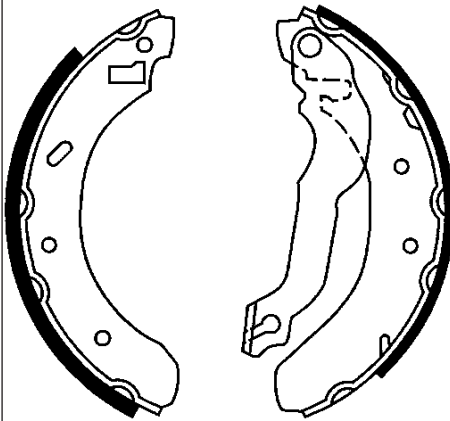
Ø 200

Artikelnummer des empfohlenen Zubehörs: 03.0137-9182.2 / 03.0137-9239.2

MAZDA

03.0137-0282.2

650282



Bremsbackensatz

x 45

Ø 229

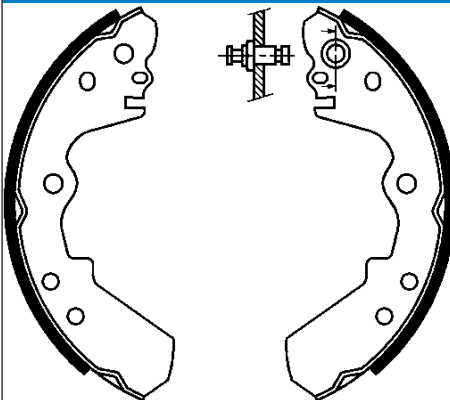
+ HEB

Artikelnummer des empfohlenen Zubehörs: 03.0137-9184.2

FORD

03.0137-0283.2

650283



Bremsbackensatz

x 52

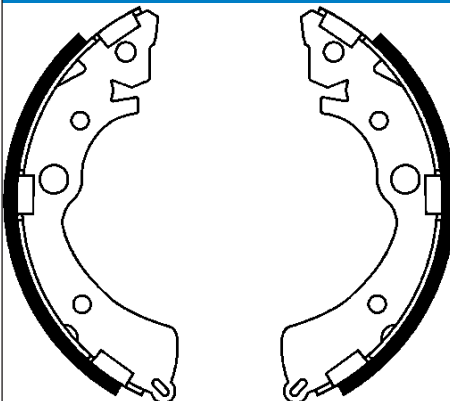
Ø 254

Artikelnummer des empfohlenen Zubehörs: 03.0137-9245.2

OPEL, VAUXHALL

03.0137-0284.2

650284



Bremsbackensatz

x 31

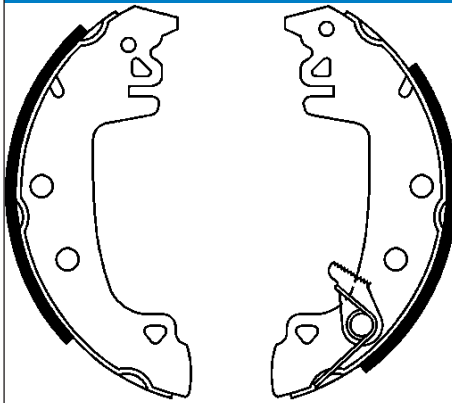
Ø 180

Artikelnummer des empfohlenen Zubehörs: 03.0137-9096.2

HONDA

03.0137-0285.2

650285



Bremsbackensatz

x 42

Ø 229

BDX

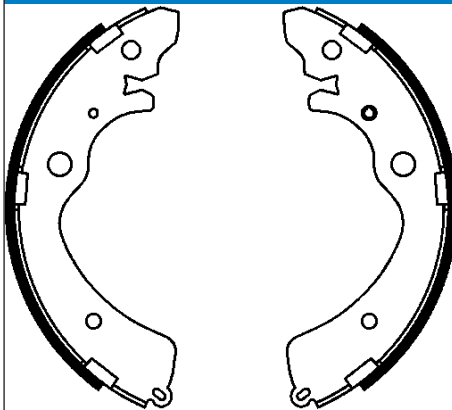
+ AUT

Artikelnummer des empfohlenen Zubehörs: 03.0137-9188.2

CITROËN

03.0137-0287.2

650287



Bremsbackensatz

x 36

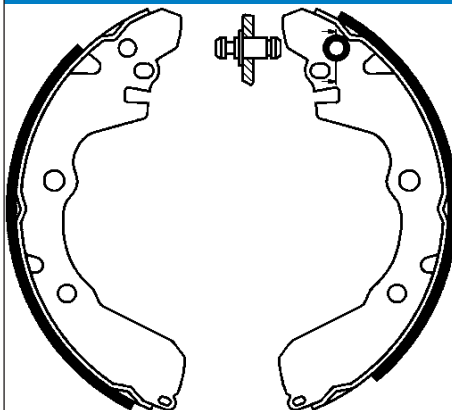
Ø 220

Artikelnummer des empfohlenen Zubehörs: 03.0137-9190.2

HONDA, SUZUKI

03.0137-0288.2

650288



Bremsbackensatz


x 42

Ø 229

MITSUBISHI

03.0137-0289.2

650289



Bremsbackensatz

x 37

Ø 203

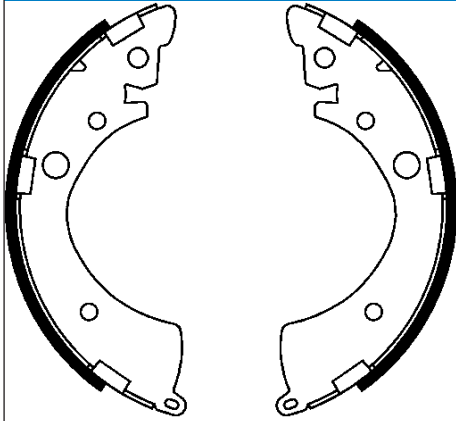
AKE

Artikelnummer des empfohlenen Zubehörs: 03.0137-9192.2

MITSUBISHI

03.0137-0294.2

650294



Bremsbackensatz

x 36

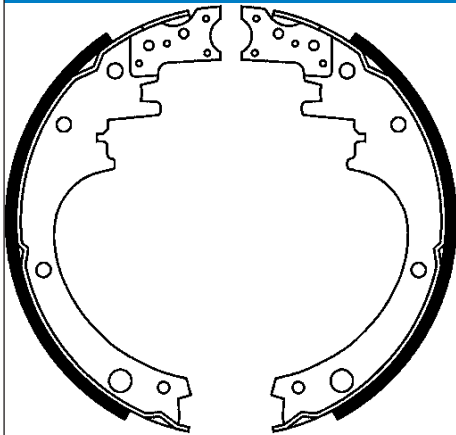
Ø 200

Artikelnummer des empfohlenen Zubehörs: 03.0137-9097.2 / 03.0137-9252.2

HONDA

03.0137-0297.2

650297



Bremsbackensatz

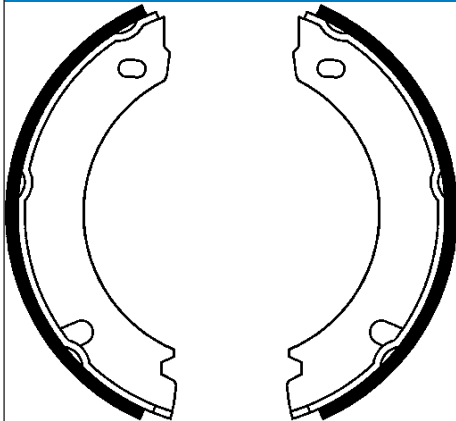
x 52

Ø 270

NISSAN

03.0137-0299.2

650299



Bremsbackensatz, Feststellbremse

x 25

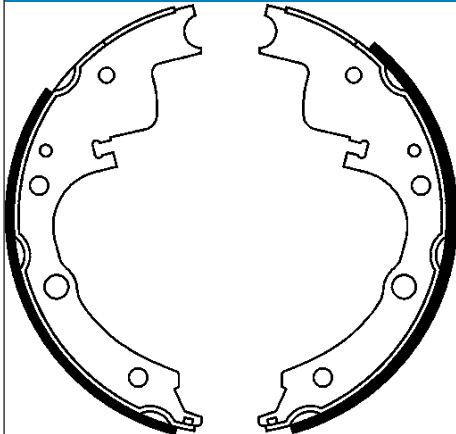
Ø 160

Artikelnummer des empfohlenen Zubehörs: 03.0137-9199.2

VOLVO

03.0137-0300.2

650300



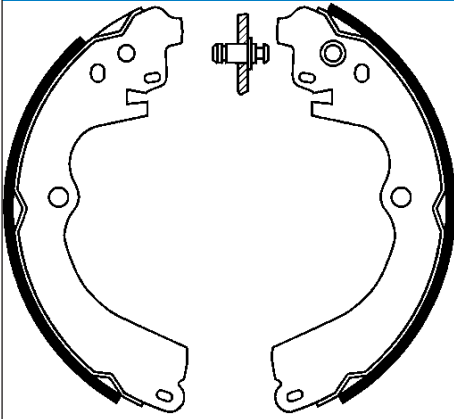
Bremsbackensatz

x 89

Ø 254

IVECO

03.0137-0302.2 650302



Bremsbackensatz

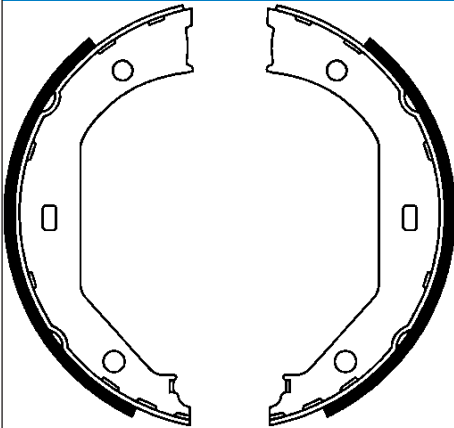
x 37

Ø 229

AKE

SUBARU

03.0137-0305.2 650305



Bremsbackensatz, Feststellbremse

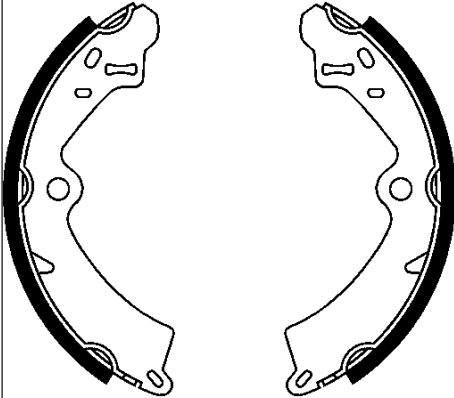
x 20

Ø 185

Artikelnummer des empfohlenen Zubehörs: 03.0137-9062.2 / 03.0137-9700.2 / 03.0137-9702.2

BMW

03.0137-0306.2 650306



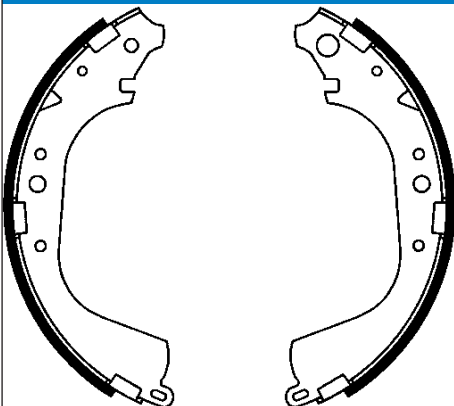
Bremsbackensatz

x 40

Ø 220

SUZUKI

03.0137-0308.2 650308



Bremsbackensatz

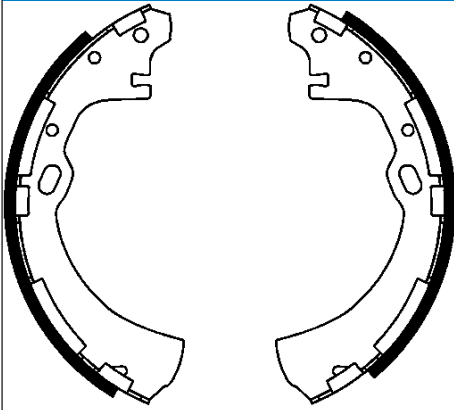
x 51

Ø 295

TOYOTA

03.0137-0310.2

650310



Bremsbackensatz

x 52

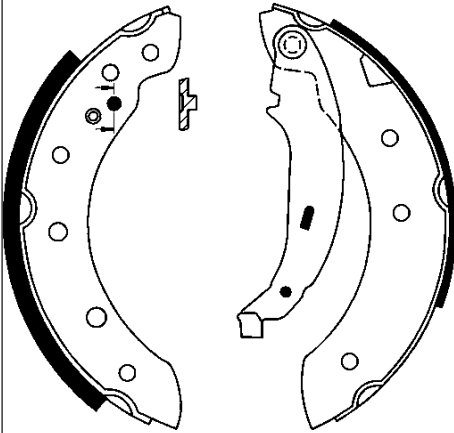
Ø 260

Artikelnummer des empfohlenen Zubehörs: 03.0137-9273.2

NISSAN

03.0137-0312.2

650312



Bremsbackensatz

x 38

Ø 203

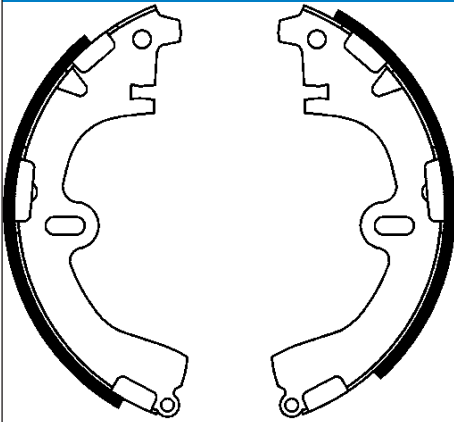
TRW

Artikelnummer des empfohlenen Zubehörs: 03.0137-9158.2

CITROËN, DACIA, PEUGEOT, RENAULT

03.0137-0313.2

650313



Bremsbackensatz

x 37

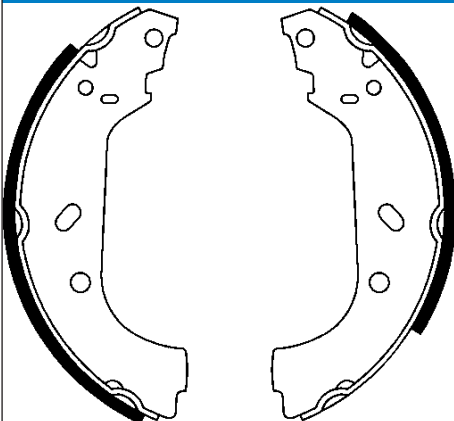
Ø 200

Artikelnummer des empfohlenen Zubehörs: 03.0137-9114.2

TOYOTA

03.0137-0314.2

650314



Bremsbackensatz

x 61

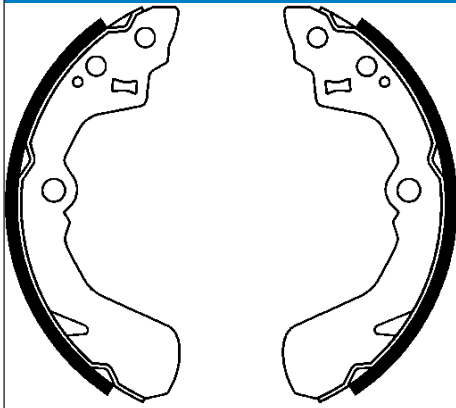
Ø 255

Artikelnummer des empfohlenen Zubehörs: 03.0137-9208.2

CITROËN, FIAT, LANCIA, PEUGEOT

03.0137-0315.2

650315



Bremsbackensatz

x 32

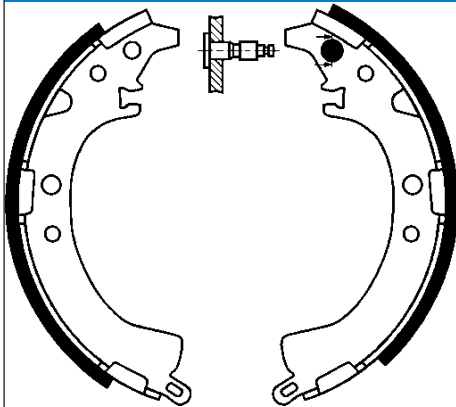
Ø 200

Artikelnummer des empfohlenen Zubehörs: 03.0137-9271.2

DAIHATSU, SUBARU, SUZUKI

03.0137-0318.2

650318



Bremsbackensatz

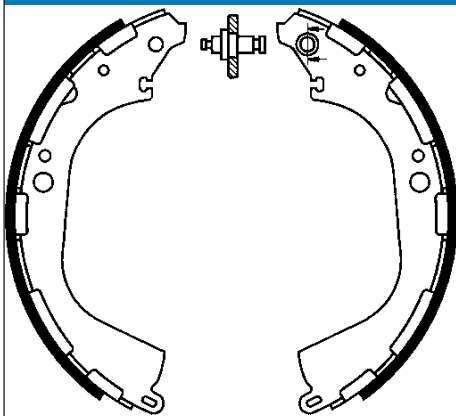
x 41

Ø 229

TOYOTA

03.0137-0319.2

650319



Bremsbackensatz

x 52

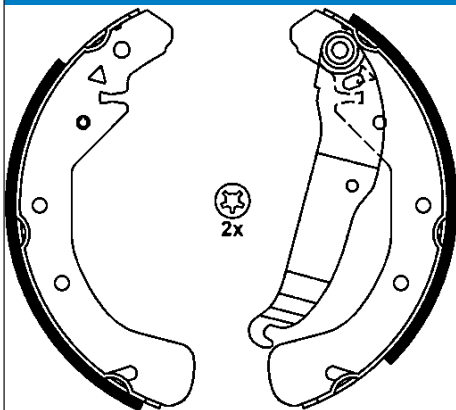
Ø 295

Artikelnummer des empfohlenen Zubehörs: 03.0137-9290.2

NISSAN

03.0137-0322.2

650322



Bremsbackensatz

x 42

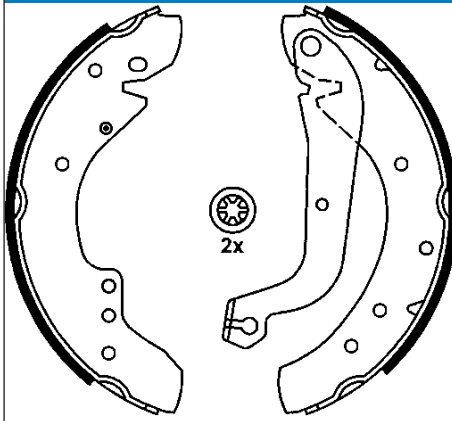
Ø 230

Artikelnummer des empfohlenen Zubehörs: 03.0137-9215.2

CHEVROLET, OPEL, VAUXHALL

03.0137-0330.2

650330



Bremsbackensatz

x 57

Ø 254

TRW

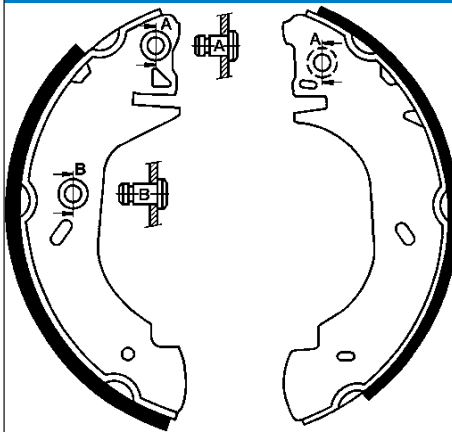
+ HEB

Artikelnummer des empfohlenen Zubehörs: 03.0137-9216.2

OPEL, RENAULT, VAUXHALL

03.0137-0331.2

650331



Bremsbackensatz

x 52

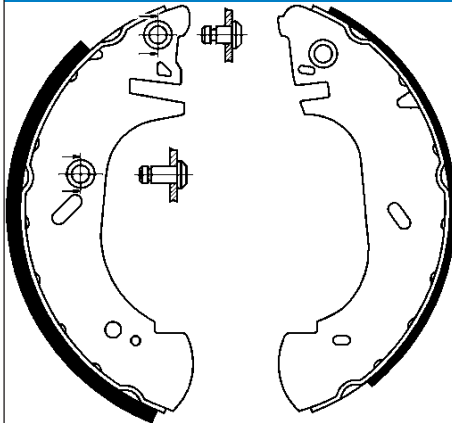
Ø 254

Artikelnummer des empfohlenen Zubehörs: 03.0137-9193.2

FORD

03.0137-0332.2

650332



Bremsbackensatz

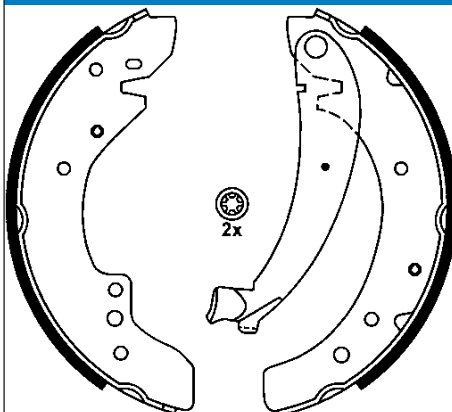
x 65

Ø 280

FORD

03.0137-0333.2

650333



Bremsbackensatz

x 57

Ø 254

TRW

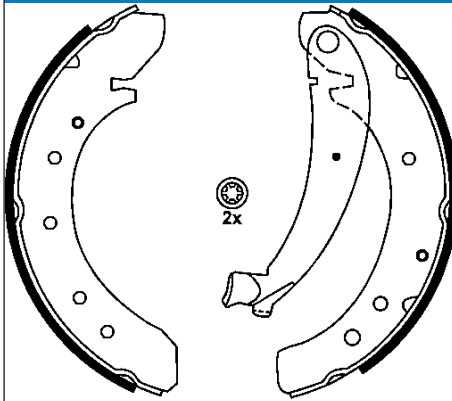
+ HEB

Artikelnummer des empfohlenen Zubehörs: 03.0137-9219.2

CITROËN, FIAT, PEUGEOT

03.0137-0334.2

650334



Bremsbackensatz

x 57

Ø 254

TRW

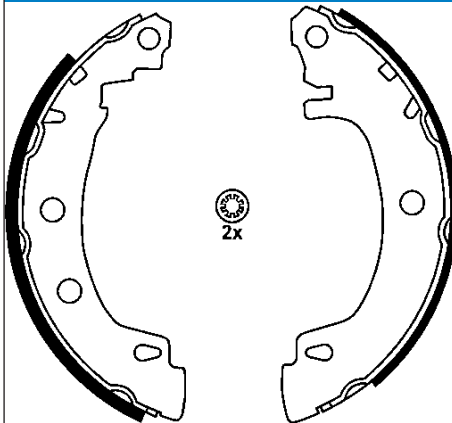
+ HEB

Artikelnummer des empfohlenen Zubehörs: 03.0137-9219.2

CITROËN, FIAT, PEUGEOT, TOYOTA

03.0137-0335.2

650335



Bremsbackensatz

x 39

Ø 203

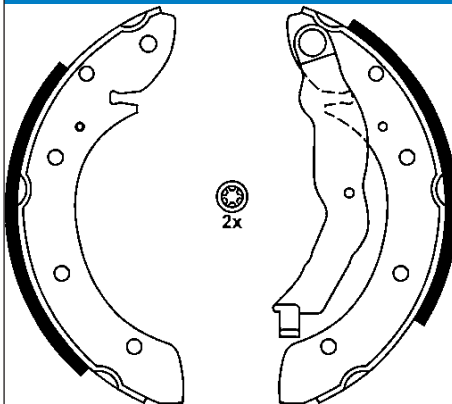
BDX

Artikelnummer des empfohlenen Zubehörs: 03.0137-9125.2

RENAULT

03.0137-0336.2

650336



Bremsbackensatz

x 42

Ø 229

TRW

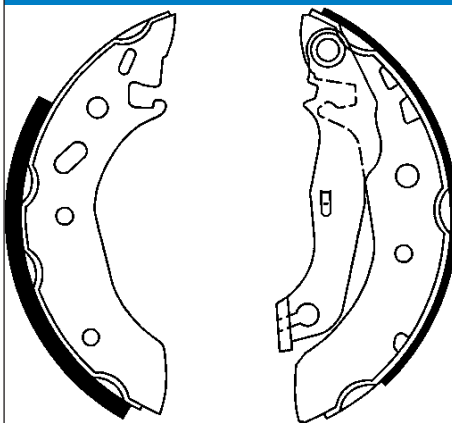
+ HEB

Artikelnummer des empfohlenen Zubehörs: 03.0137-9220.2

RENAULT

03.0137-0337.2

650337



Bremsbackensatz

x 32

Ø 180

TRW

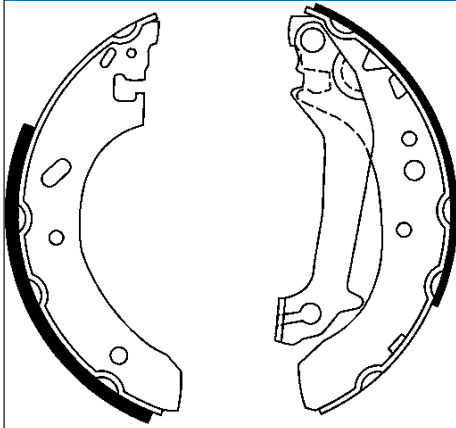
+ HEB

Artikelnummer des empfohlenen Zubehörs: 03.0137-9217.2

FORD, MAZDA

03.0137-0338.2

650338



Bremsbackensatz

x 38

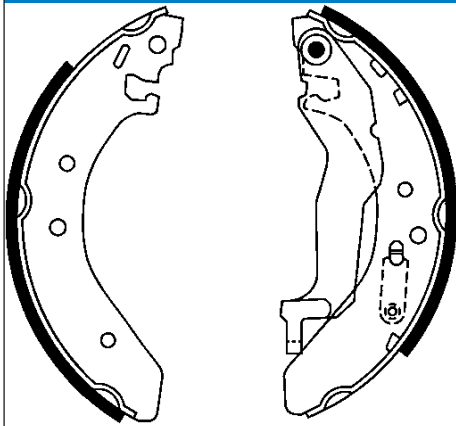
Ø 203

Artikelnummer des empfohlenen Zubehörs: 03.0137-9177.2

FORD

03.0137-0339.2

650339



Bremsbackensatz

x 38

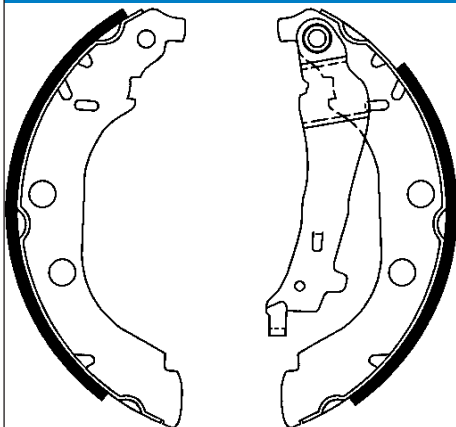
Ø 203

Artikelnummer des empfohlenen Zubehörs: 03.0137-9221.2

HONDA, ROVER

03.0137-0340.2

650340



Bremsbackensatz

x 42

Ø 229

BDX

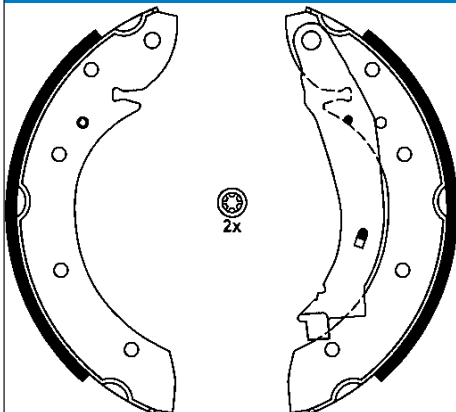
+ HEB

Artikelnummer des empfohlenen Zubehörs: 03.0137-9228.2

PEUGEOT

03.0137-0341.2

650341



Bremsbackensatz

x 42

Ø 229

TRW

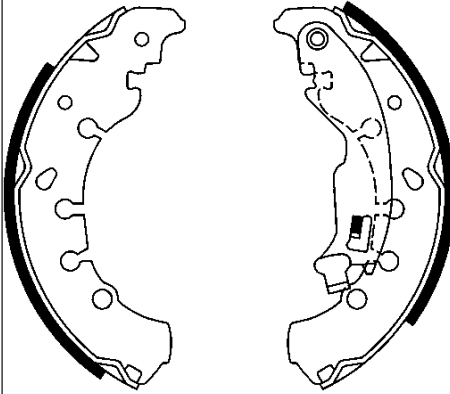
+ HEB

Artikelnummer des empfohlenen Zubehörs: 03.0137-9220.2

CITROËN, PEUGEOT

03.0137-0345.2

650345



Bremsbackensatz

x 38

Ø 203

AP

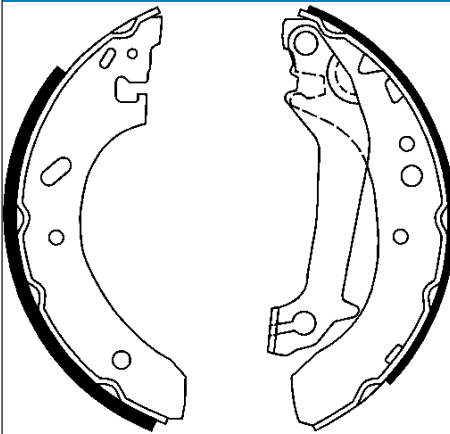
+ HEB

Artikelnummer des empfohlenen Zubehörs: 03.0137-9244.2

FIAT

03.0137-0346.2

650346



Bremsbackensatz

x 38

Ø 203

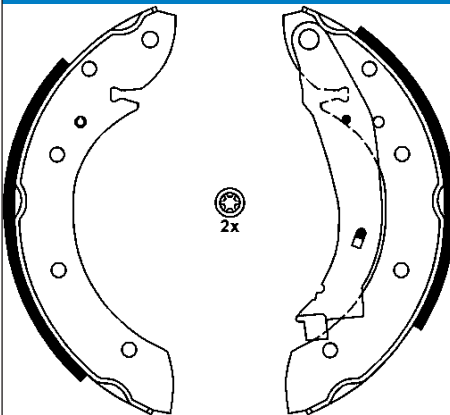
+ HEB

Artikelnummer des empfohlenen Zubehörs: 03.0137-9177.2

FORD

03.0137-0347.2

650347



Bremsbackensatz

x 42

Ø 229

TRW

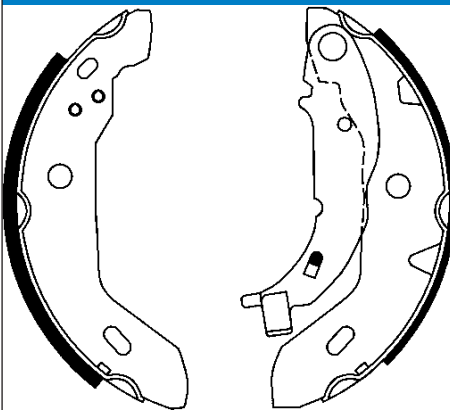
+ HEB

Artikelnummer des empfohlenen Zubehörs: 03.0137-9206.2

RENAULT

03.0137-0349.2

650349



Bremsbackensatz

x 42

Ø 180

TRW

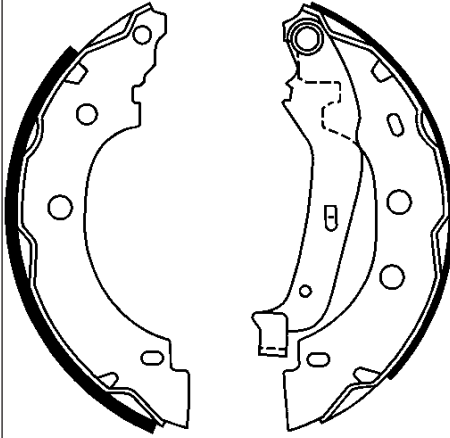
+ HEB

Artikelnummer des empfohlenen Zubehörs: 03.0137-9232.2

MERCEDES-BENZ

03.0137-0350.2

650350



Bremsbackensatz

x 39

Ø 203

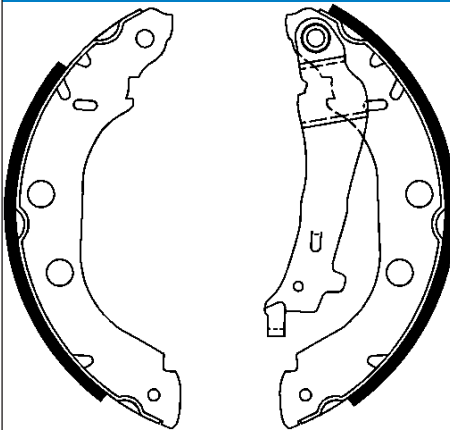
+ HEB

Artikelnummer des empfohlenen Zubehörs: 03.0137-9233.2

NISSAN, RENAULT

03.0137-0351.2

650351



Bremsbackensatz

x 42

Ø 229

BDX

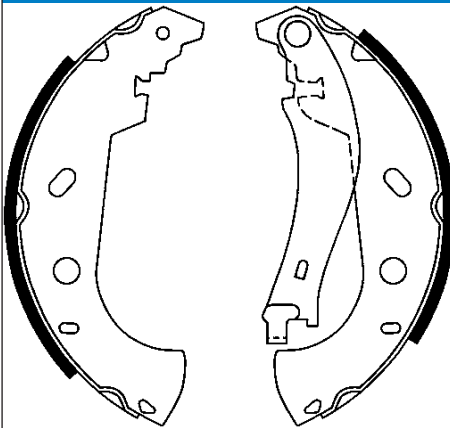
+ HEB

Artikelnummer des empfohlenen Zubehörs: 03.0137-9228.2

NISSAN, RENAULT

03.0137-0352.2

650352



Bremsbackensatz

x 43

Ø 228

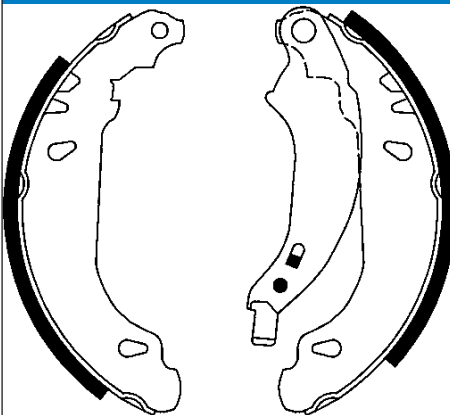
+ HEB

Artikelnummer des empfohlenen Zubehörs: 03.0137-9081.2 / 03.0137-9234.2

FIAT

03.0137-0354.2

650354



Bremsbackensatz

x 32

Ø 180

BDX

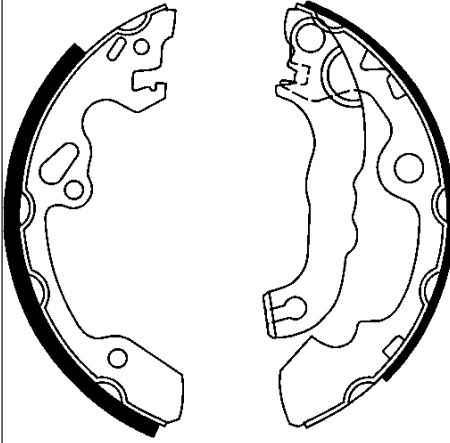
+ HEB

Artikelnummer des empfohlenen Zubehörs: 03.0137-9088.2

PEUGEOT

03.0137-0356.2

650356



Bremsbackensatz

x 38

Ø 203

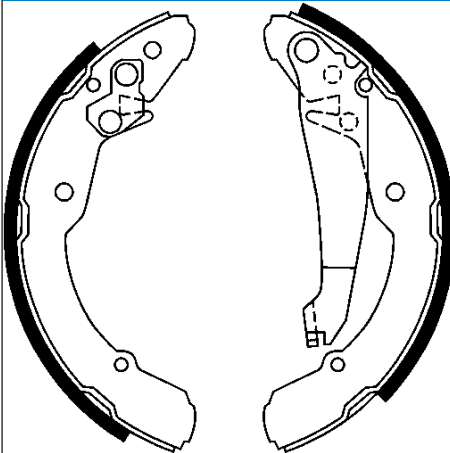
+ HEB

Artikelnummer des empfohlenen Zubehörs: 03.0137-9235.2

FORD

03.0137-0357.2

650357



Bremsbackensatz

x 32

Ø 230

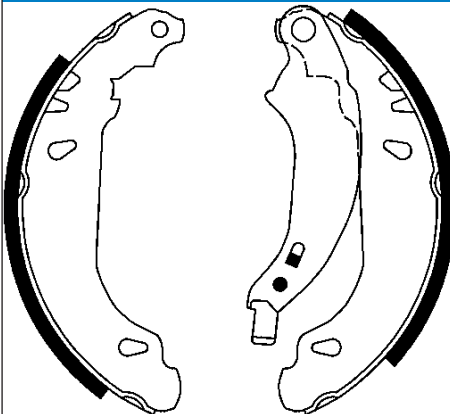
+ HEB

Artikelnummer des empfohlenen Zubehörs: 03.0137-9149.2

SEAT, SKODA, VW

03.0137-0358.2

650358



Bremsbackensatz

x 42

Ø 180

BDX

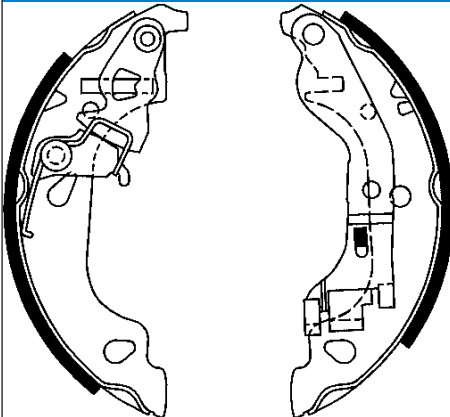
+ HEB

Artikelnummer des empfohlenen Zubehörs: 03.0137-9088.2

DACIA, RENAULT

03.0137-0359.2

650359



Bremsbackensatz

x 32

Ø 180

AP

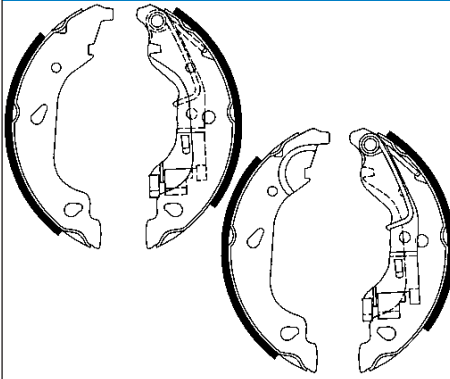
+ HEB

Artikelnummer des empfohlenen Zubehörs: 03.0137-9179.2

FIAT

03.0137-0360.2

650360



Bremsbackensatz

x 32

Ø 180

AP

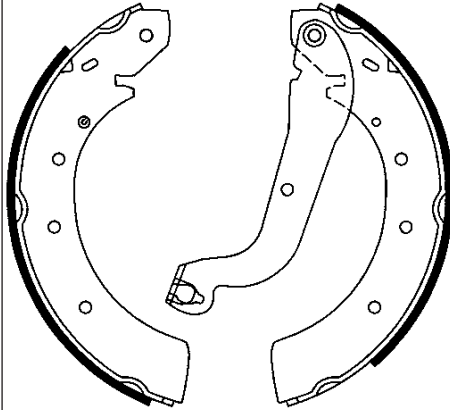
+ HEB

Artikelnummer des empfohlenen Zubehörs: 03.0137-9247.2

FIAT

03.0137-0361.2

650361



Bremsbackensatz

+ HEB

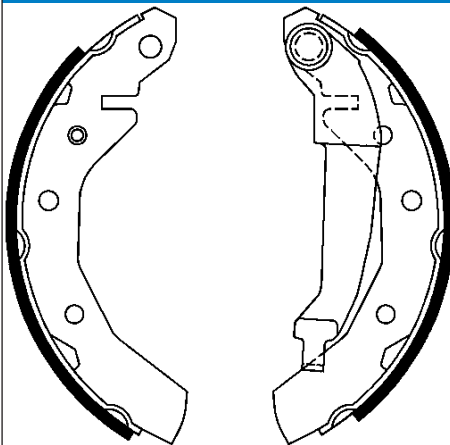
x 57

Ø 254

NISSAN

03.0137-0363.2

650363



Bremsbackensatz

x 31

Ø 180

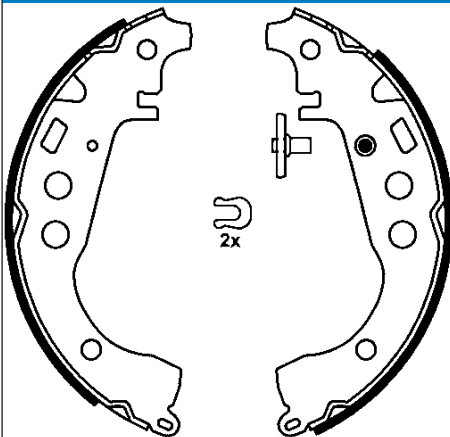
+ HEB

Artikelnummer des empfohlenen Zubehörs: 03.0137-9260.2

CHEVROLET, DAEWOO

03.0137-0364.2

650364



Bremsbackensatz

x 32

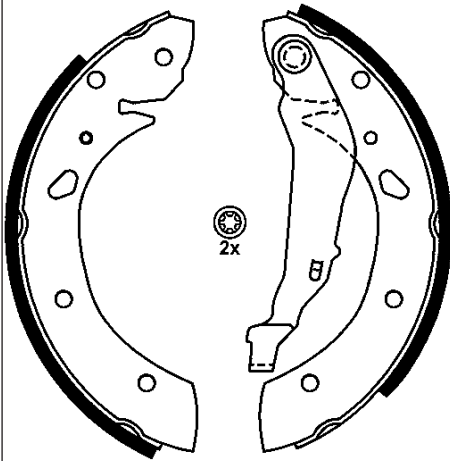
Ø 200

Artikelnummer des empfohlenen Zubehörs: 03.0137-9236.2

TOYOTA

03.0137-0365.2

650365



Bremsbackensatz

x 37

Ø 229

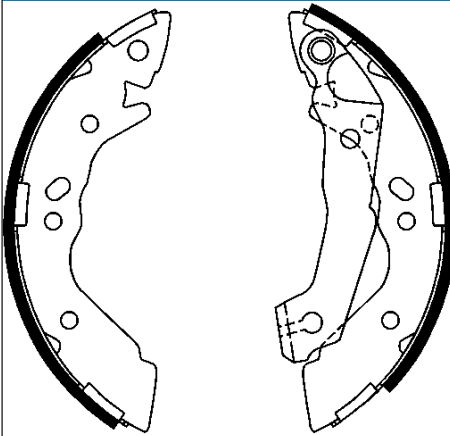
+ HEB

Artikelnummer des empfohlenen Zubehörs: 03.0137-9237.2

TOYOTA

03.0137-0366.2

650366



Bremsbackensatz

x 32

Ø 180

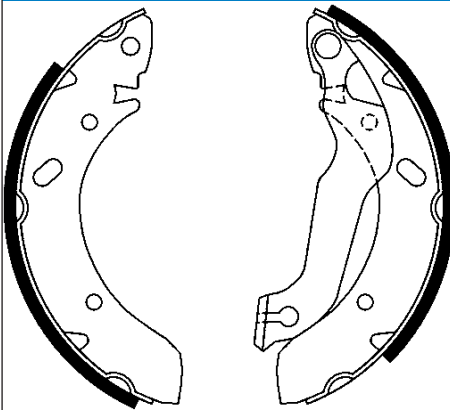
+ HEB

Artikelnummer des empfohlenen Zubehörs: 03.0137-9277.2

HYUNDAI

03.0137-0369.2

650369



Bremsbackensatz

x 39

Ø 203

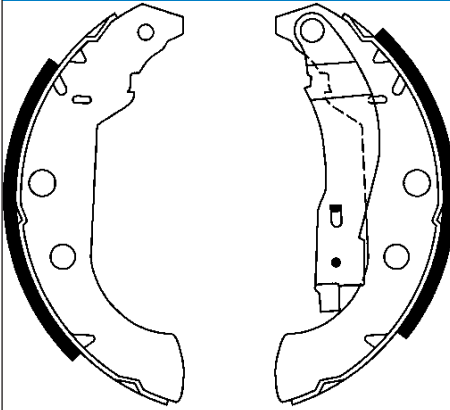
+ HEB

Artikelnummer des empfohlenen Zubehörs: 03.0137-9270.2

HYUNDAI

03.0137-0370.2

650370



Bremsbackensatz

x 42

Ø 229

BDX

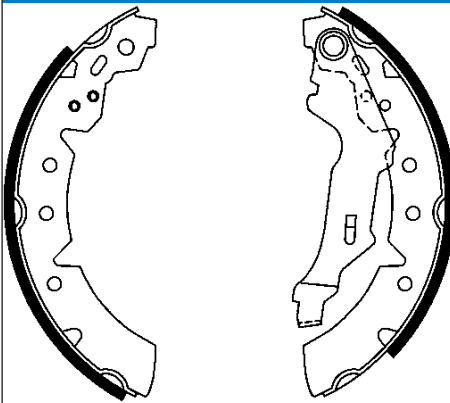
+ HEB

Artikelnummer des empfohlenen Zubehörs: 03.0137-9228.2

CITROËN, PEUGEOT

03.0137-0375.2

650375



Bremsbackensatz

x 37

Ø 200

TRW

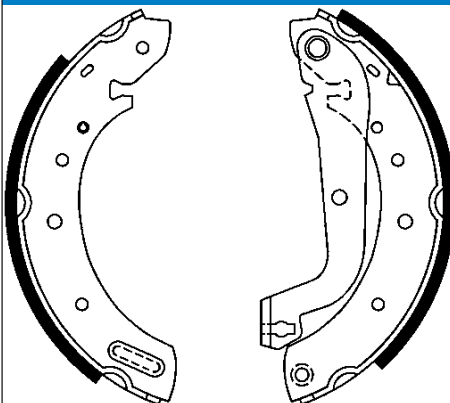
+ HEB

Artikelnummer des empfohlenen Zubehörs: 03.0137-9301.2

TOYOTA

03.0137-0376.2

650376



Bremsbackensatz

x 58

Ø 254

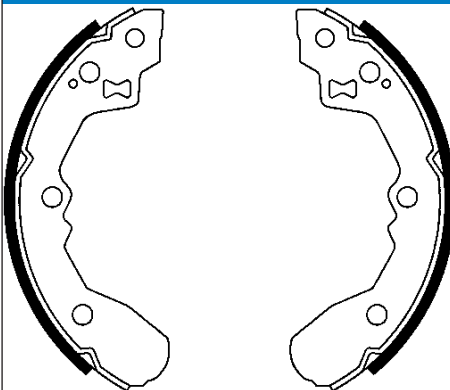
+ HEB

Artikelnummer des empfohlenen Zubehörs: 03.0137-9169.2

FORD, NISSAN

03.0137-0377.2

650377



Bremsbackensatz

x 36

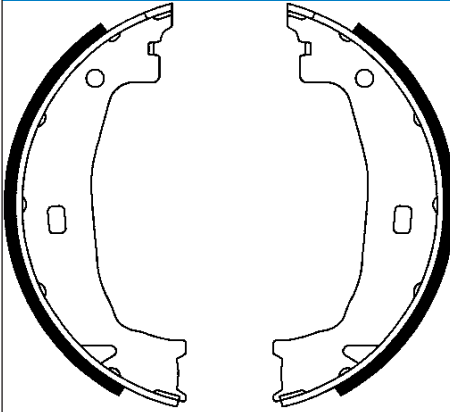
Ø 200

Artikelnummer des empfohlenen Zubehörs: 03.0137-9241.2

KIA

03.0137-0379.2

650379



Bremsbackensatz, Feststellbremse

x 20

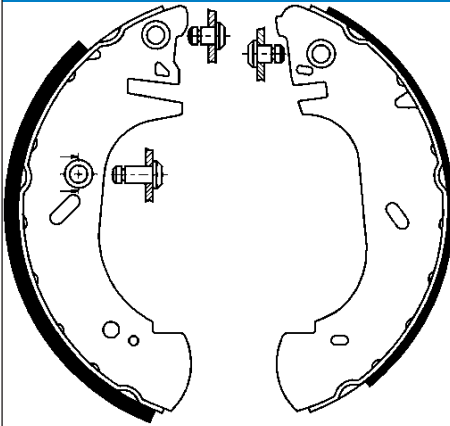
Ø 161

Artikelnummer des empfohlenen Zubehörs: 03.0137-9265.2 / 03.0137-9700.2 / 03.0137-9701.2 / 03.0137-9702.2

BMW

03.0137-0382.2

650382



Bremsbackensatz

x 65

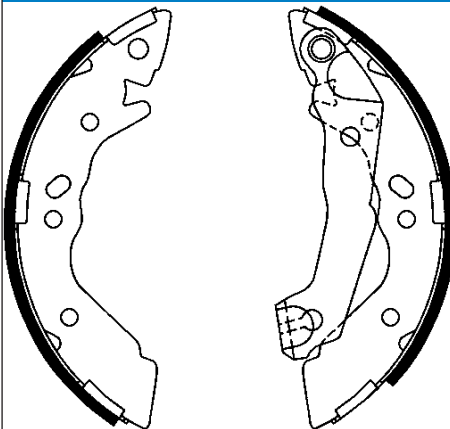
Ø 280

Artikelnummer des empfohlenen Zubehörs: 03.0137-9240.2

OPEL, RENAULT, VAUXHALL

03.0137-0386.2

650386



Bremsbackensatz

x 30

Ø 180

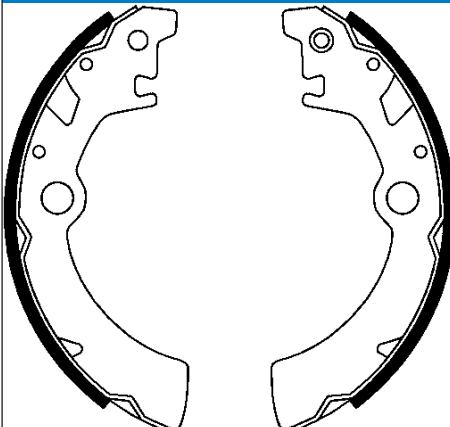
+ HEB

Artikelnummer des empfohlenen Zubehörs: 03.0137-9277.2

HYUNDAI

03.0137-0387.2

650387



Bremsbackensatz

x 26

Ø 180

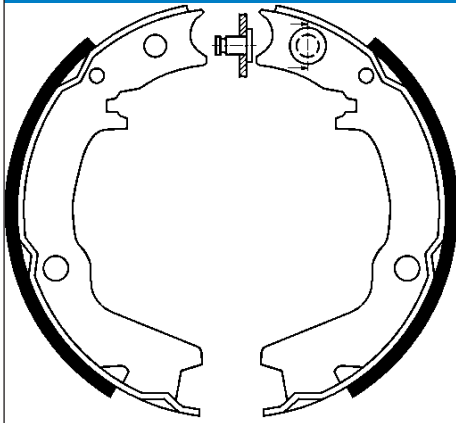
- HEB

Artikelnummer des empfohlenen Zubehörs: 03.0137-9264.2

SUZUKI

03.0137-0389.2

650389



Bremsbackensatz, Feststellbremse

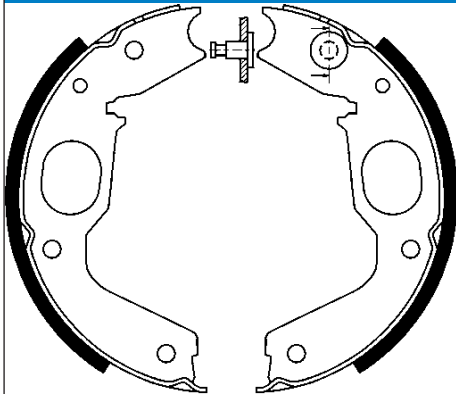
x 32

Ø 167

MITSUBISHI

03.0137-0390.2

650390



Bremsbackensatz, Feststellbremse

x 40

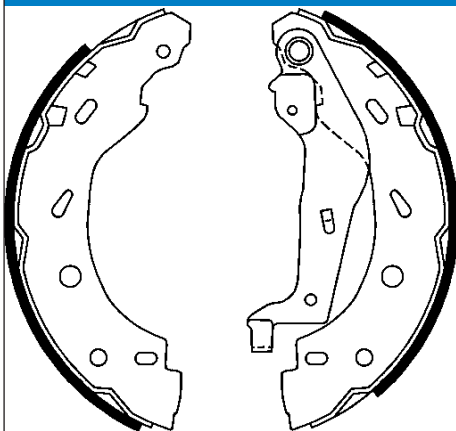
Ø 196

Artikelnummer des empfohlenen Zubehörs: 03.0137-9275.2

MITSUBISHI

03.0137-0393.2

650393



Bremsbackensatz

x 32

Ø 203

BOS

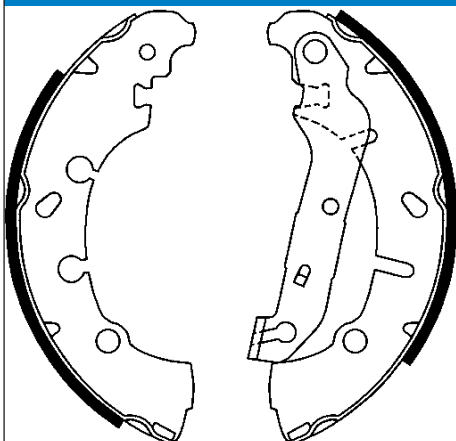
+ HEB

Artikelnummer des empfohlenen Zubehörs: 03.0137-9274.2 / 03.0137-9308.2

SMART

03.0137-0394.2

650394



Bremsbackensatz

x 38

Ø 203

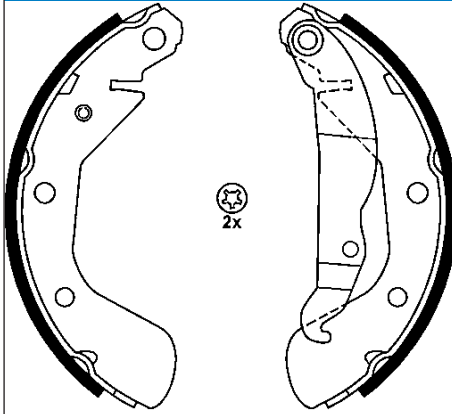
+ HEB

Artikelnummer des empfohlenen Zubehörs: 03.0137-9259.2

FORD, MAZDA

03.0137-0395.2

650395



Bremsbackensatz

x 29

Ø 200

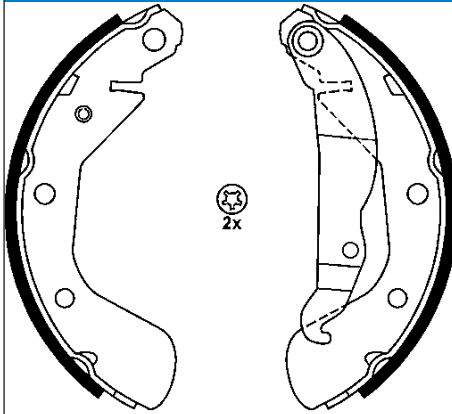
+ HEB

Artikelnummer des empfohlenen Zubehörs: 03.0137-9166.2

OPEL, VAUXHALL

03.0137-0396.2

650396



Bremsbackensatz

x 46

Ø 200

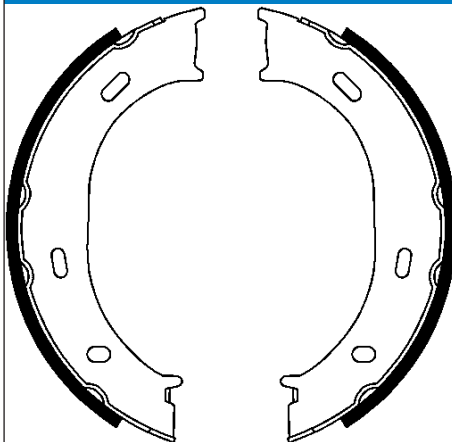
+ HEB

Artikelnummer des empfohlenen Zubehörs: 03.0137-9167.2

OPEL, VAUXHALL

03.0137-0397.2

650397



Bremsbackensatz, Feststellbremse

x 40

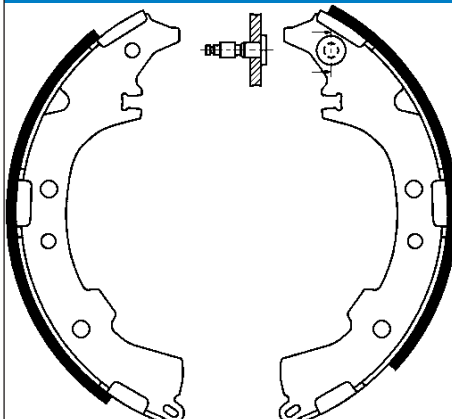
Ø 160

Artikelnummer des empfohlenen Zubehörs: 03.0137-9255.2

MERCEDES-BENZ, VW

03.0137-0398.2

650398



Bremsbackensatz

+ HEB

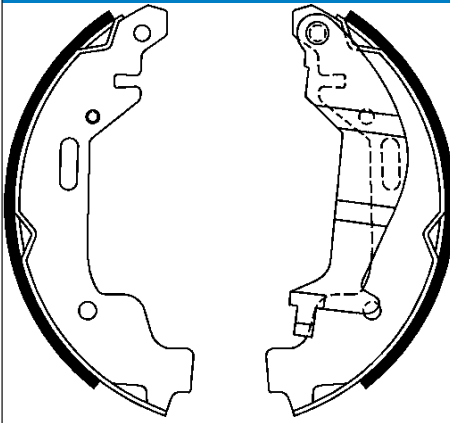
x 42

Ø 229

DAIHATSU, TOYOTA

03.0137-0399.2

650399



Bremsbackensatz

x 26

Ø 180

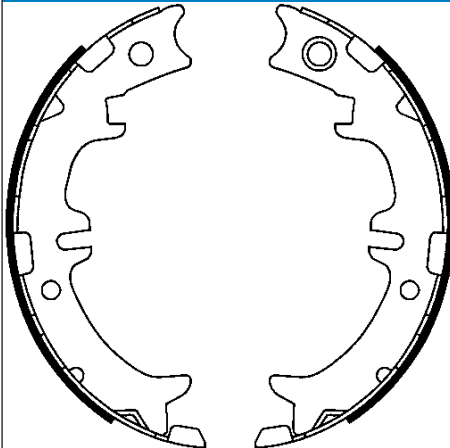
+ HEB

Artikelnummer des empfohlenen Zubehörs: 03.0137-9286.2

OPEL, VAUXHALL

03.0137-0400.2

650400



Bremsbackensatz, Feststellbremse

x 45

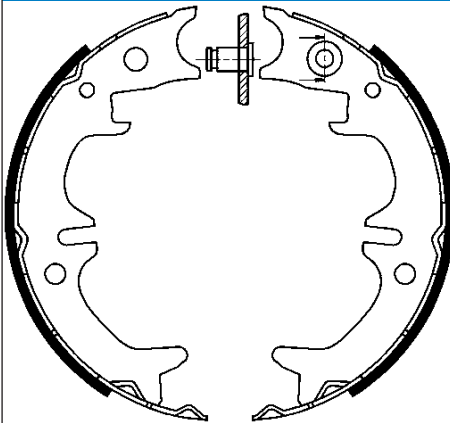
Ø 190

Artikelnummer des empfohlenen Zubehörs: 03.0137-9272.2

LEXUS, TOYOTA

03.0137-0402.2

650402



Bremsbackensatz, Feststellbremse

x 40

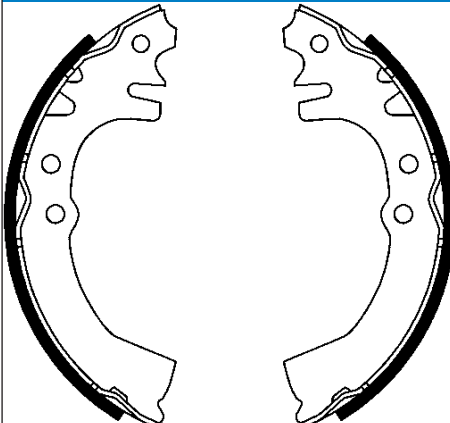
Ø 170

Artikelnummer des empfohlenen Zubehörs: 03.0137-9324.2

LEXUS, TOYOTA

03.0137-0404.2

650404



Bremsbackensatz

- HEB

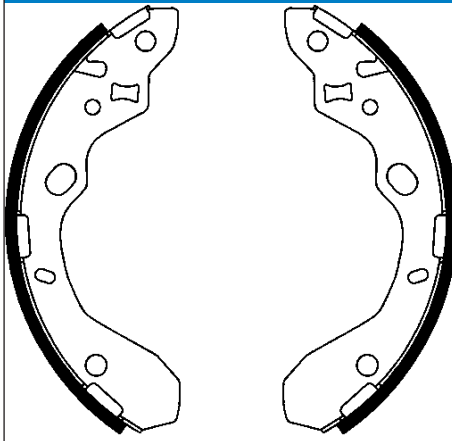
x 28

Ø 165

DAIHATSU

03.0137-0407.2

650407



Bremsbackensatz

x 36

Ø 200

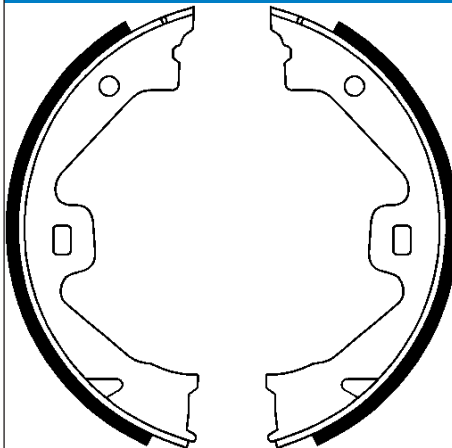
- HEB

Artikelnummer des empfohlenen Zubehörs: 03.0137-9263.2

MAZDA

03.0137-0408.2

650408



Bremsbackensatz, Feststellbremse

x 20

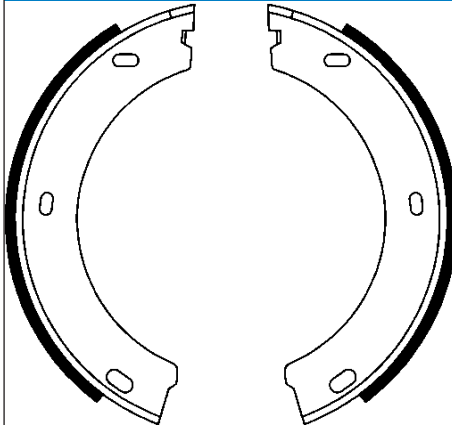
Ø 160

Artikelnummer des empfohlenen Zubehörs: 03.0137-9701.2 / 03.0137-9702.2

MG, ROVER

03.0137-0409.2

650409



Bremsbackensatz, Feststellbremse

x 20

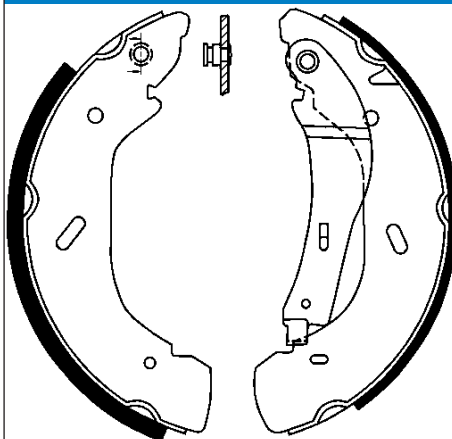
Ø 186

Artikelnummer des empfohlenen Zubehörs: 03.0137-9701.2

PEUGEOT

03.0137-0411.2

650411



Bremsbackensatz

x 65

Ø 280

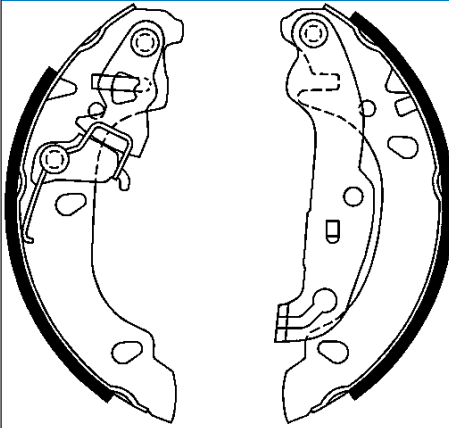
+ HEB

Artikelnummer des empfohlenen Zubehörs: 03.0137-9268.2

FORD

03.0137-0412.2

650412



Bremsbackensatz

x 32

Ø 180

AP

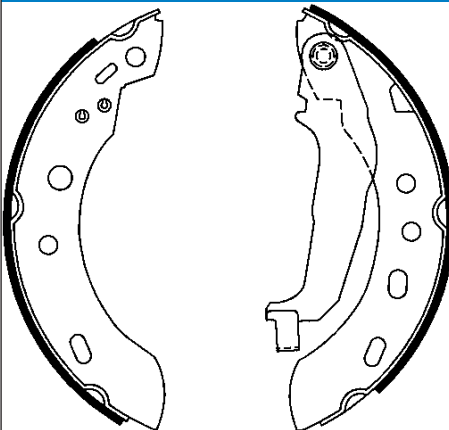
+ HEB

Artikelnummer des empfohlenen Zubehörs: 03.0137-9179.2

FORD, MAZDA

03.0137-0413.2

650413



Bremsbackensatz

x 27

Ø 180

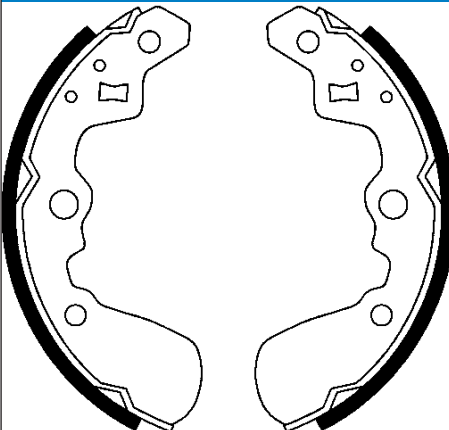
+ HEB

Artikelnummer des empfohlenen Zubehörs: 03.0137-9180.2

NISSAN

03.0137-0414.2

650414



Bremsbackensatz

- HEB

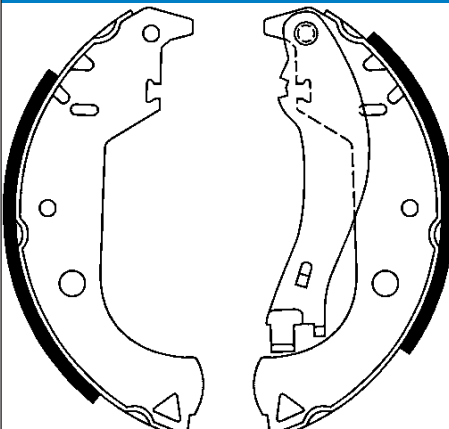
x 27

Ø 180

SUZUKI

03.0137-0415.2

650415



Bremsbackensatz

x 42

Ø 228

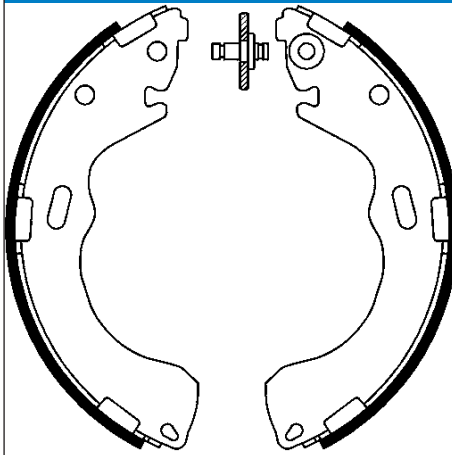
+ HEB

Artikelnummer des empfohlenen Zubehörs: 03.0137-9261.2

FIAT

03.0137-0416.2

650416



Bremsbackensatz

x 43

Ø 229

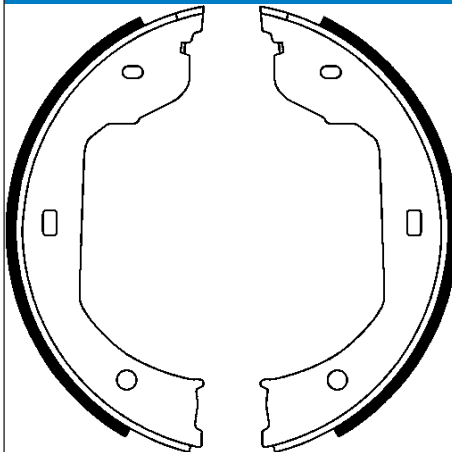
- HEB

Artikelnummer des empfohlenen Zubehörs: 03.0137-9262.2

FORD, MAZDA

03.0137-0419.2

650419



Bremsbackensatz, Feststellbremse

x 30

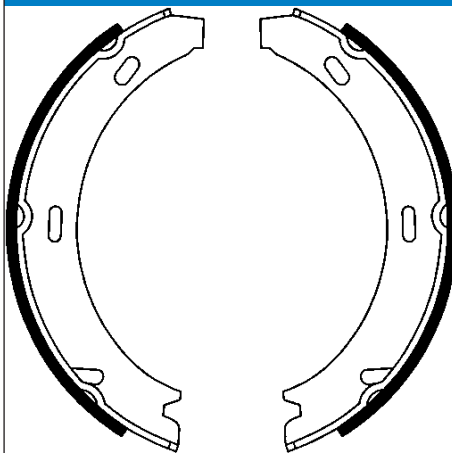
Ø 185

Artikelnummer des empfohlenen Zubehörs: 03.0137-9288.2 / 03.0137-9700.2 / 03.0137-9702.2

BMW, VW

03.0137-0421.2

650421



Bremsbackensatz, Feststellbremse

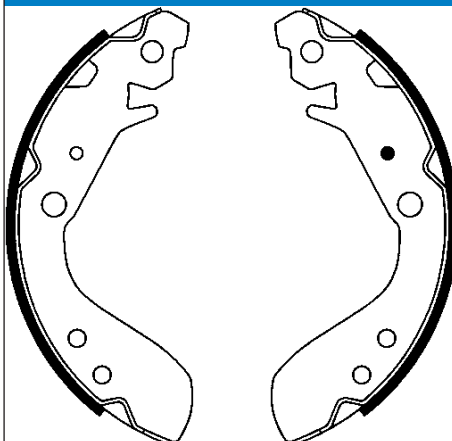
x 20

Ø 164

PORSCHE

03.0137-0422.2

650422



Bremsbackensatz

x 31

Ø 180

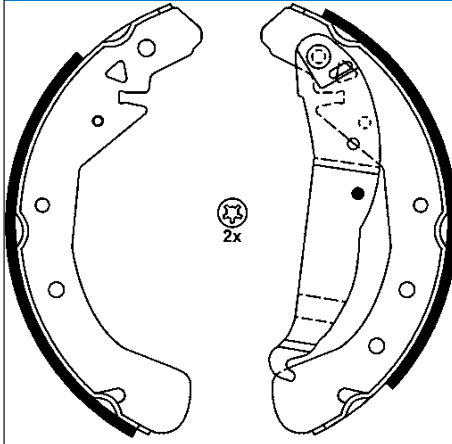
- HEB

Artikelnummer des empfohlenen Zubehörs: 03.0137-9284.2

HONDA

03.0137-0424.2

650424



Bremsbackensatz

x 42

Ø 230

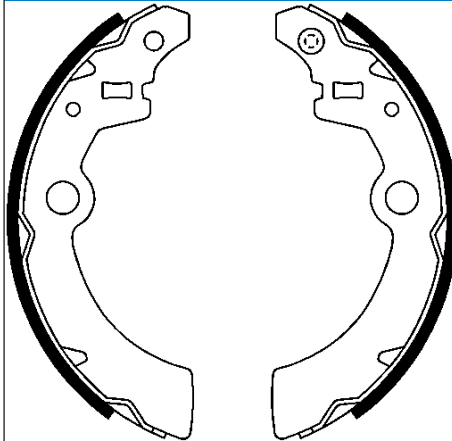
+ HEB

Artikelnummer des empfohlenen Zubehörs: 03.0137-9215.2

OPEL, VAUXHALL

03.0137-0425.2

650425



Bremsbackensatz

x 26

Ø 180

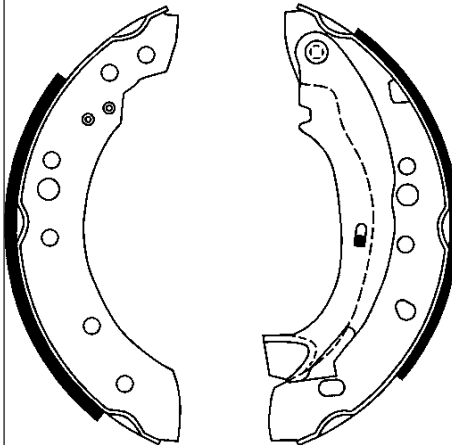
- HEB

Artikelnummer des empfohlenen Zubehörs: 03.0137-9127.2

SUZUKI

03.0137-0426.2

650426



Bremsbackensatz

x 38

Ø 203

TRW

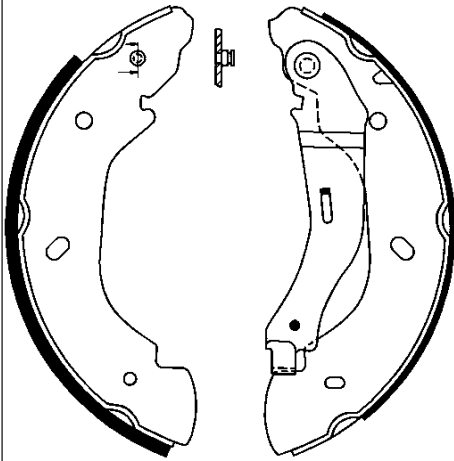
+ HEB

Artikelnummer des empfohlenen Zubehörs: 03.0137-9267.2

CITROËN, PEUGEOT

03.0137-0427.2

650427



Bremsbackensatz

x 52

Ø 254

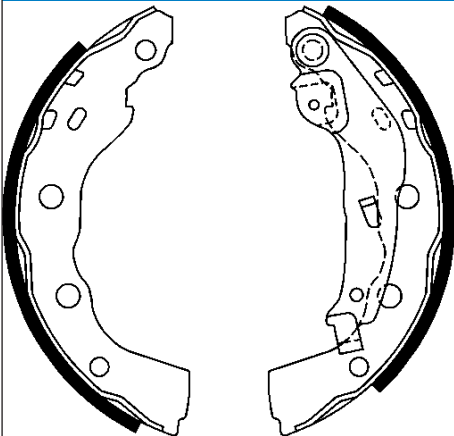
+ HEB

Artikelnummer des empfohlenen Zubehörs: 03.0137-9268.2

FORD

03.0137-0428.2

650428



Bremsbackensatz

x 39

Ø 203

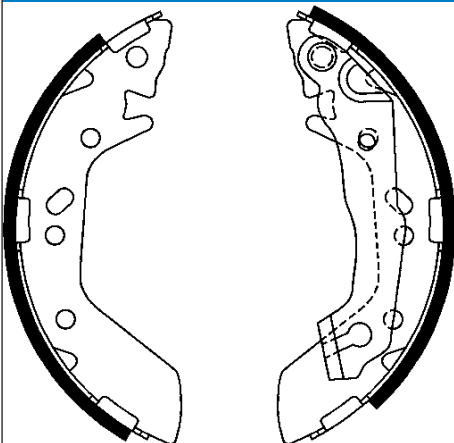
+ HEB

Artikelnummer des empfohlenen Zubehörs: 03.0137-9257.2

MITSUBISHI

03.0137-0429.2

650429



Bremsbackensatz

x 37

Ø 180

+ HEB

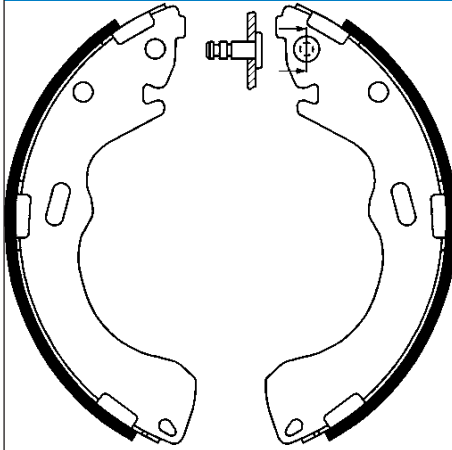
Artikelnummer des empfohlenen Zubehörs: 03.0137-9276.2

HYUNDAI



03.0137-0431.2

650431



Bremsbackensatz

- HEB

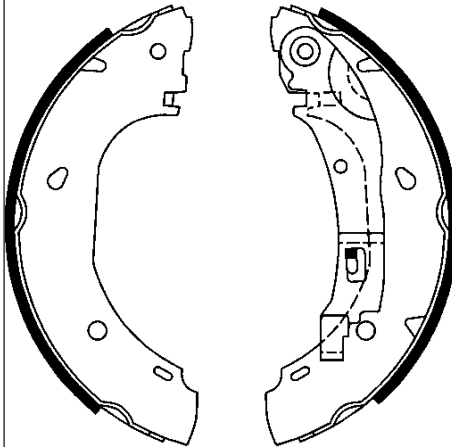
x 43

Ø 229

MAZDA

03.0137-0432.2

650432



Bremsbackensatz

x 57

Ø 254

AP

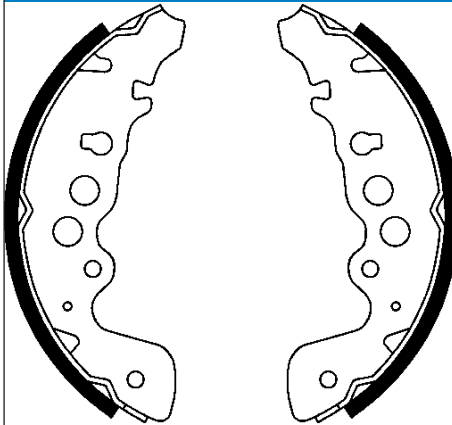
+ HEB

Artikelnummer des empfohlenen Zubehörs: 03.0137-9285.2

CITROËN, FIAT, PEUGEOT, PIAGGIO

03.0137-0433.2

650433



Bremsbackensatz

- HEB

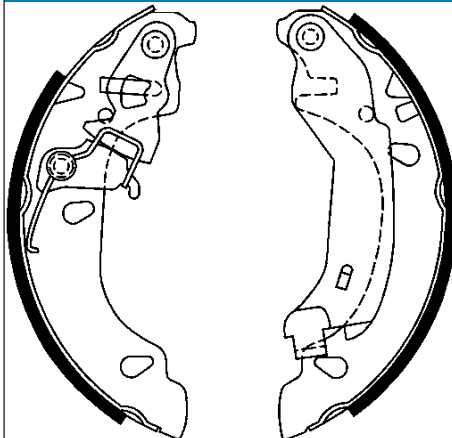
x 42

Ø 220

SUZUKI

03.0137-0434.2

650434



Bremsbackensatz

x 32

Ø 180

AP

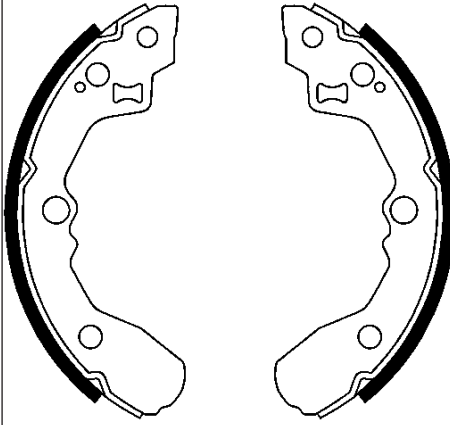
+ HEB

Artikelnummer des empfohlenen Zubehörs: 03.0137-9179.2

FIAT

03.0137-0436.2

650436



Bremsbackensatz

- HEB

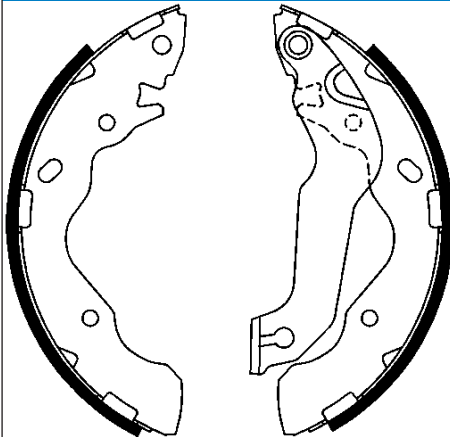
x 26

Ø 200

KIA

03.0137-0437.2

650437



Bremsbackensatz

x 38

Ø 203

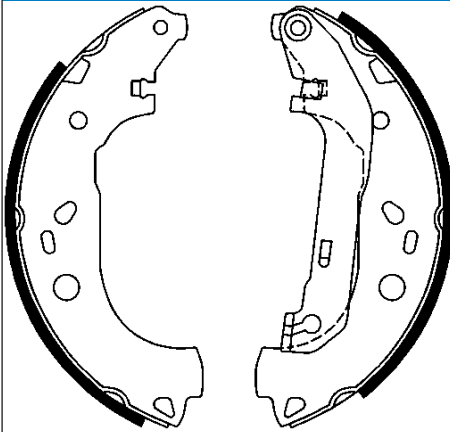
+ HEB

Artikelnummer des empfohlenen Zubehörs: 03.0137-9270.2

HYUNDAI

03.0137-0438.2

650438



Bremsbackensatz

x 57

Ø 228

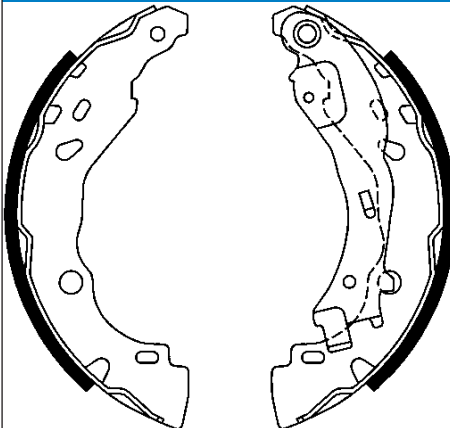
+ HEB

Artikelnummer des empfohlenen Zubehörs: 03.0137-9279.2

FORD

03.0137-0439.2

650439



Bremsbackensatz

x 39

Ø 203

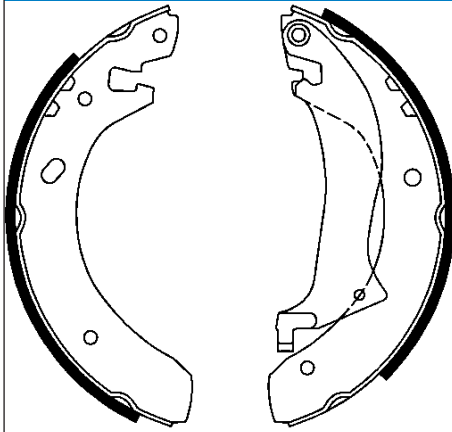
+ HEB

Artikelnummer des empfohlenen Zubehörs: 03.0137-9274.2 / 03.0137-9281.2

CITROËN, LANCIA, PEUGEOT

03.0137-0440.2

650440



Bremsbackensatz

x 39

Ø 254

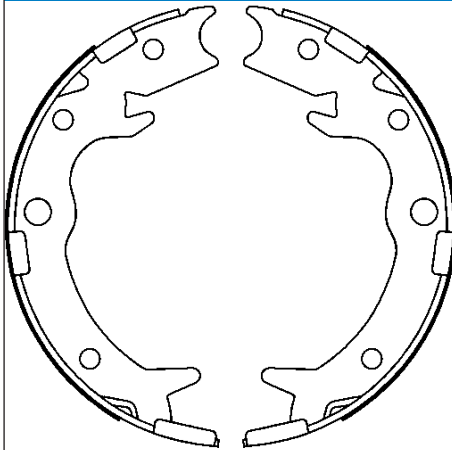
+ HEB

Artikelnummer des empfohlenen Zubehörs: 03.0137-9282.2

LAND ROVER

03.0137-0442.2

650442



Bremsbackensatz, Feststellbremse

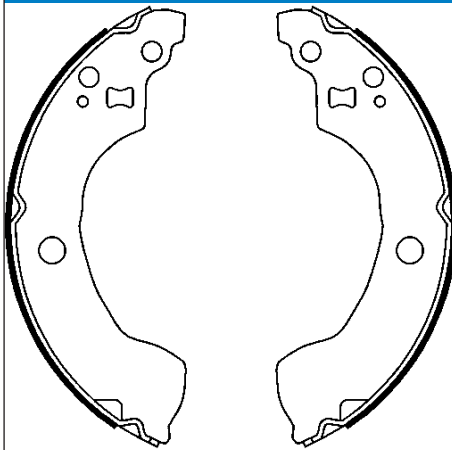
x 35

Ø 167

HONDA

03.0137-0443.2

650443



Bremsbackensatz

- HEB

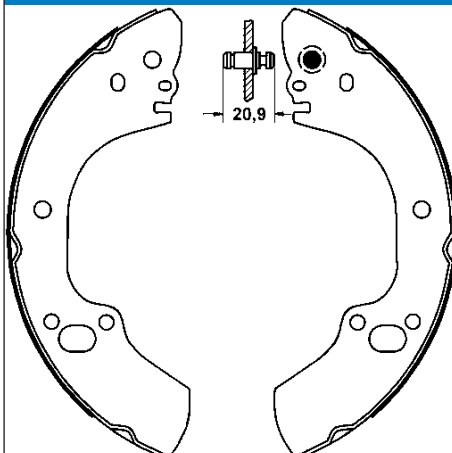
x 37

Ø 203

NISSAN

03.0137-0445.2

650445



Bremsbackensatz

- HEB

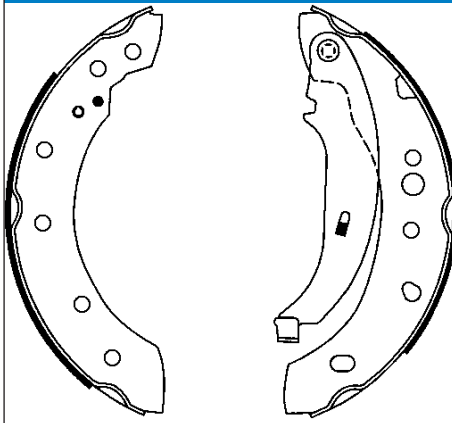
x 47

Ø 294

ISUZU, OPEL, VAUXHALL

03.0137-0446.2

650446



Bremsbackensatz

x 39

Ø 203

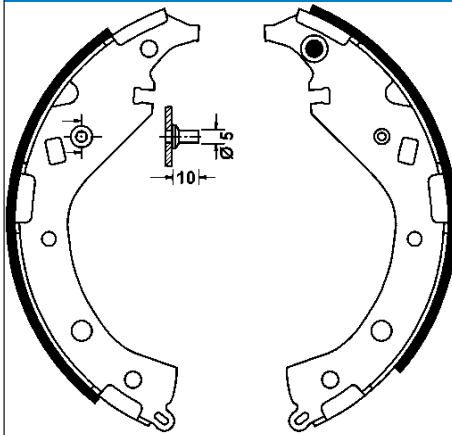
+ HEB

Artikelnummer des empfohlenen Zubehörs: 03.0137-9278.2

PEUGEOT

03.0137-0448.2

650448



Bremsbackensatz

- HEB

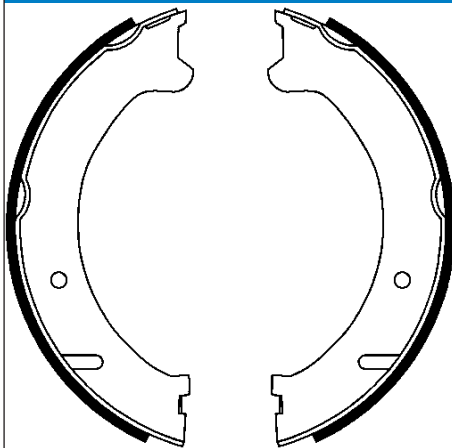
x 42

Ø 228

TOYOTA

03.0137-0449.2

650449



Bremsbackensatz, Feststellbremse

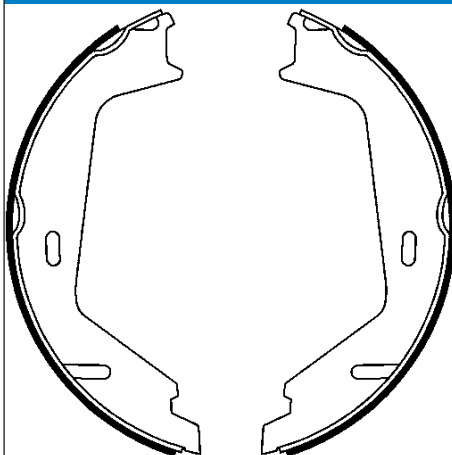
x 25

Ø 178

VOLVO

03.0137-0450.2

650450



Bremsbackensatz, Feststellbremse

x 25

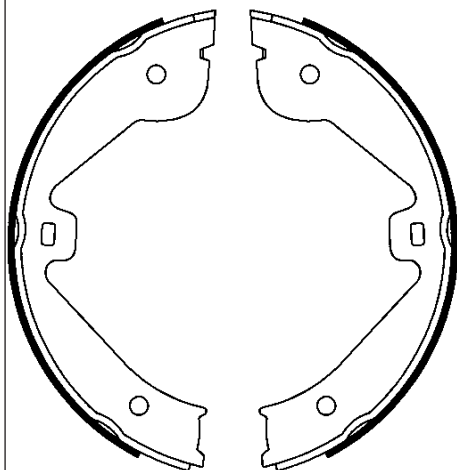
Ø 176

Artikelnummer des empfohlenen Zubehörs: 03.0137-9283.2

VOLVO

03.0137-0451.2

650451



Bremsbackensatz, Feststellbremse

x 30

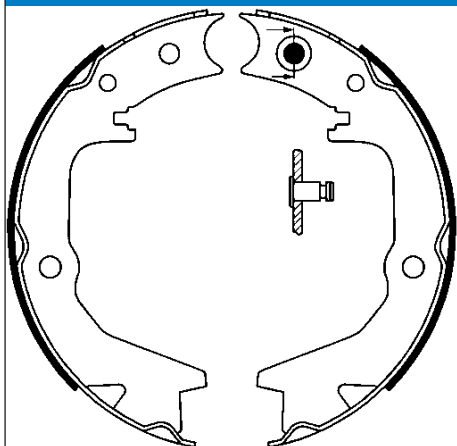
Ø 210

Artikelnummer des empfohlenen Zubehörs: 03.0137-9288.2 / 03.0137-9700.2 / 03.0137-9702.2

AUDI, LAND ROVER, MERCEDES-BENZ, PORSCHE, VW

03.0137-0452.2

650452



Bremsbackensatz, Feststellbremse

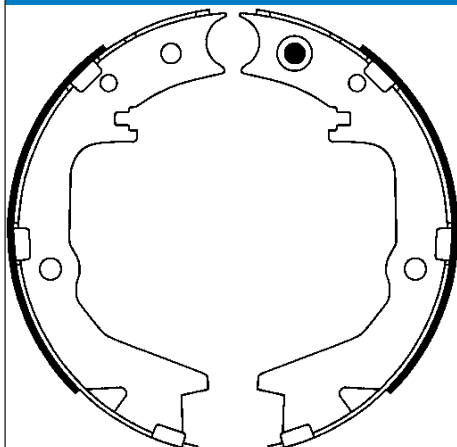
x 32

Ø 167

MITSUBISHI

03.0137-0453.2

650453



Bremsbackensatz, Feststellbremse

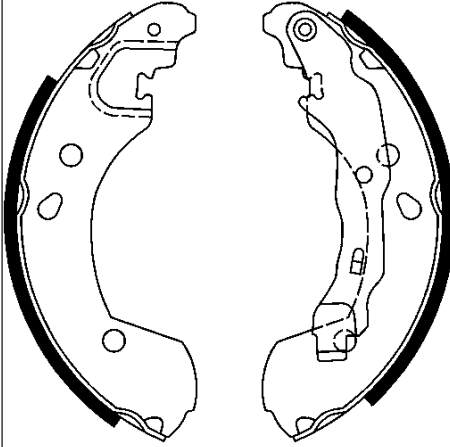
x 32

Ø 167

MITSUBISHI

03.0137-0454.2

650454



Bremsbackensatz

x 38

Ø 203

AP

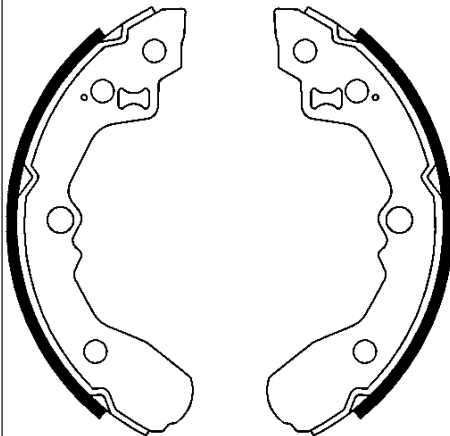
+ HEB

Artikelnummer des empfohlenen Zubehörs: 03.0137-9280.2

NISSAN, RENAULT

03.0137-0455.2

650455



Bremsbackensatz

- HEB

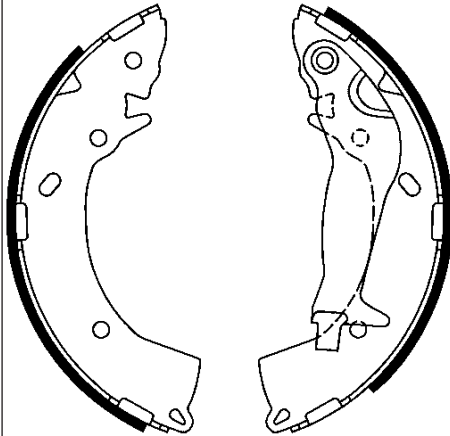
x 31

Ø 200

KIA

03.0137-0456.2

650456



Bremsbackensatz

x 32

Ø 203

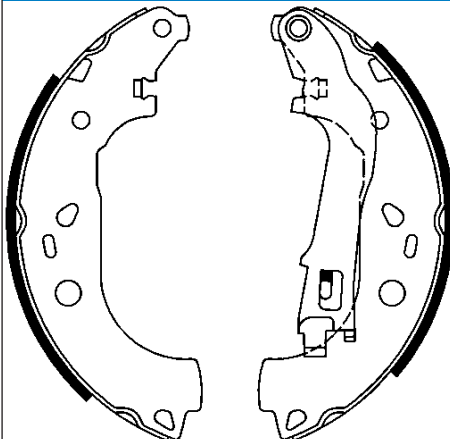
+ HEB

Artikelnummer des empfohlenen Zubehörs: 03.0137-9292.2 / 03.0137-9348.2

HYUNDAI

03.0137-0457.2

650457



Bremsbackensatz

x 42

Ø 228

AP

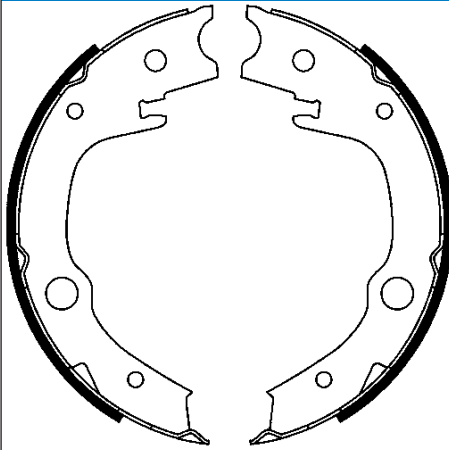
+ HEB

Artikelnummer des empfohlenen Zubehörs: 03.0137-9296.2 / 03.0137-9309.2

FIAT, LANCIA, OPEL, VAUXHALL

03.0137-0459.2

650459



Bremsbackensatz, Feststellbremse

x 32

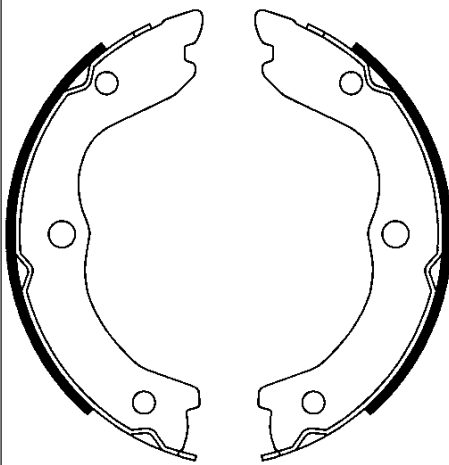
Ø 172

Artikelnummer des empfohlenen Zubehörs: 03.0137-9335.2

TOYOTA

03.0137-0460.2

650460



Bremsbackensatz, Feststellbremse

x 22

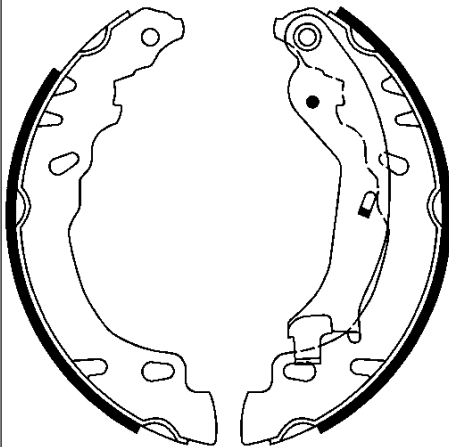
Ø 172

Artikelnummer des empfohlenen Zubehörs: 03.0137-9293.2

NISSAN

03.0137-0462.2

650462



Bremsbackensatz

x 32

Ø 180

BOS

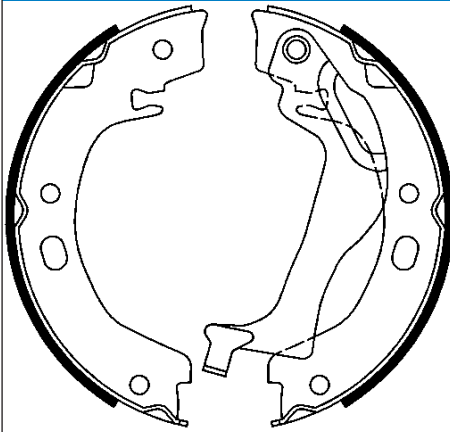
+ HEB

Artikelnummer des empfohlenen Zubehörs: 03.0137-9303.2

FIAT, FORD

03.0137-0464.2

650464



Bremsbackensatz, Feststellbremse

x 22

Ø 172

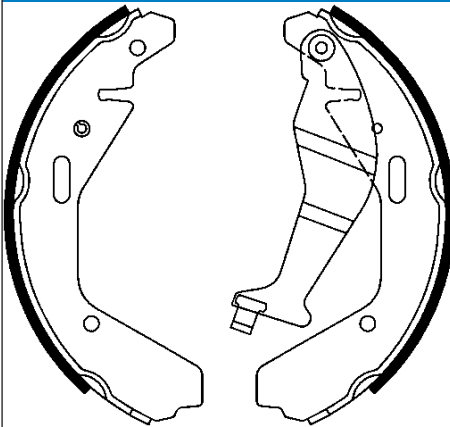
+ HEB

Artikelnummer des empfohlenen Zubehörs: 03.0137-9294.2

TOYOTA

03.0137-0465.2

650465



Bremsbackensatz

x 29

Ø 200

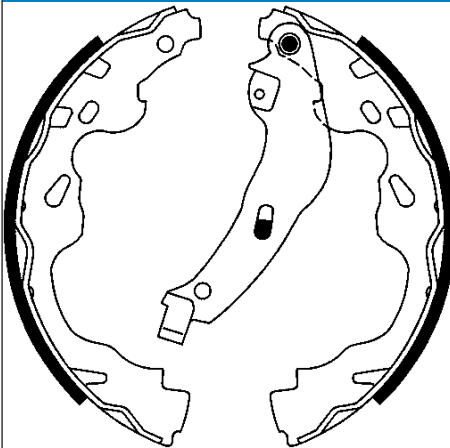
+ HEB

Artikelnummer des empfohlenen Zubehörs: 03.0137-9300.2

OPEL, SUBARU, SUZUKI, VAUXHALL

03.0137-0466.2

650466



Bremsbackensatz

x 32

Ø 200

BOS

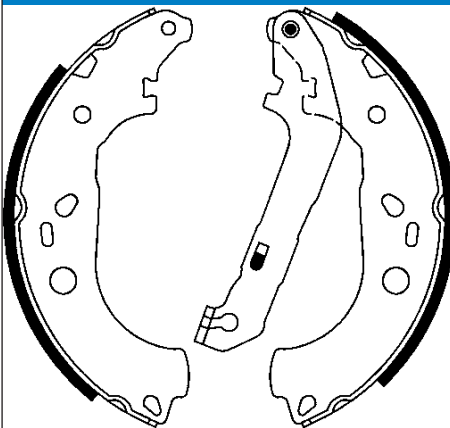
+ HEB

Artikelnummer des empfohlenen Zubehörs: 03.0137-9287.2

CITROËN, OPEL, PEUGEOT, SUZUKI, TOYOTA, VAUXHALL

03.0137-0467.2

650467



Bremsbackensatz

+ HEB

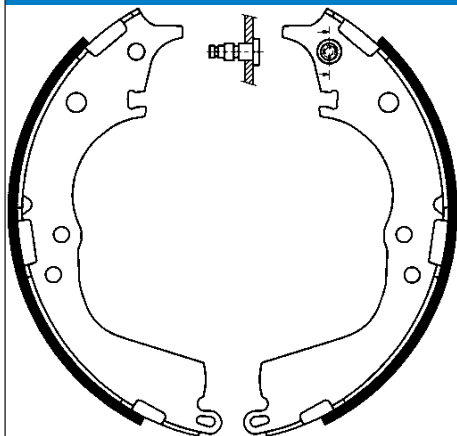
x 42

Ø 228

FORD

03.0137-0468.2

650468



Bremsbackensatz

- HEB

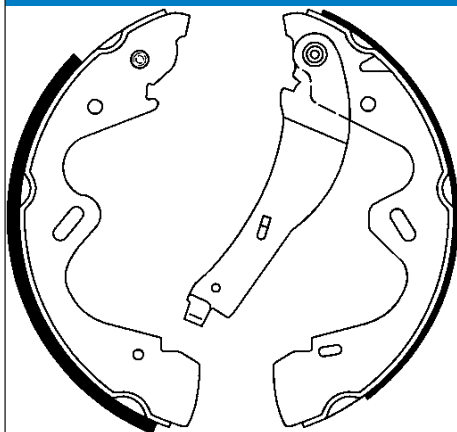
x 55

Ø 270

TOYOTA

03.0137-0469.2

650469



Bremsbackensatz

x 65

Ø 280

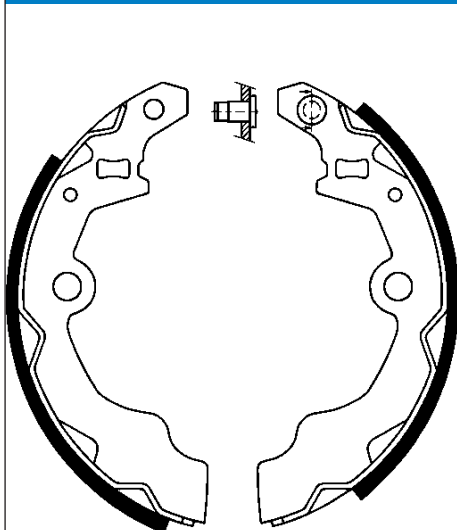
+ HEB

Artikelnummer des empfohlenen Zubehörs: 03.0137-9268.2

NISSAN

03.0137-0470.2

650470



Bremsbackensatz

- HEB

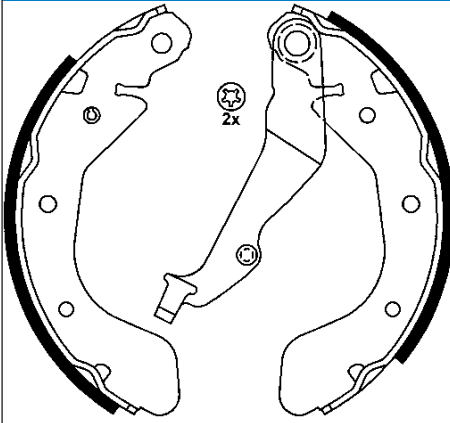
x 31

Ø 180

SUZUKI

03.0137-0472.2

650472



Bremsbackensatz

x 36

Ø 200

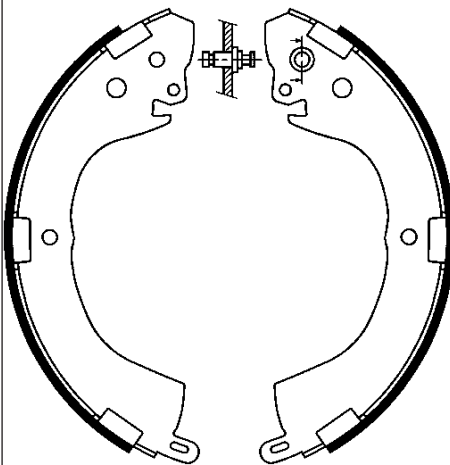
+ HEB

Artikelnummer des empfohlenen Zubehörs: 03.0137-9167.2 / 03.0137-9314.2

CHEVROLET, DAEWOO

03.0137-0474.2

650474



Bremsbackensatz

x 52

Ø 270

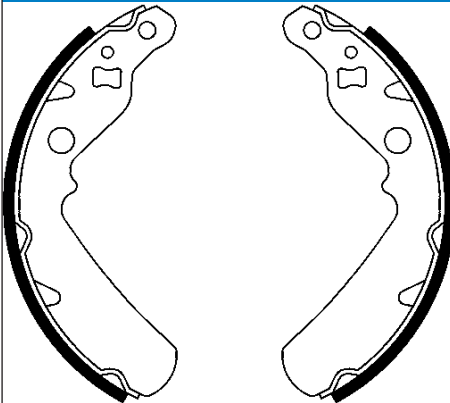
- HEB

Artikelnummer des empfohlenen Zubehörs: 03.0137-9291.2

MITSUBISHI

03.0137-0475.2

650475



Bremsbackensatz

- HEB

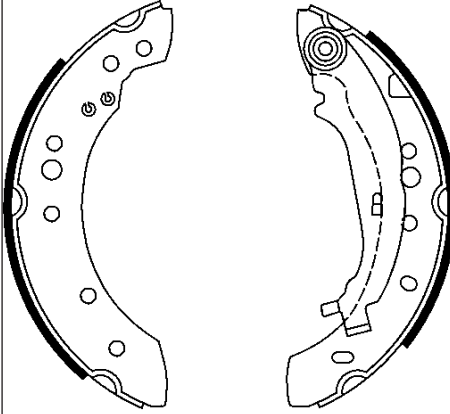
x 26

Ø 165

DAIHATSU

03.0137-0477.2

650477



Bremsbackensatz

x 38

Ø 203

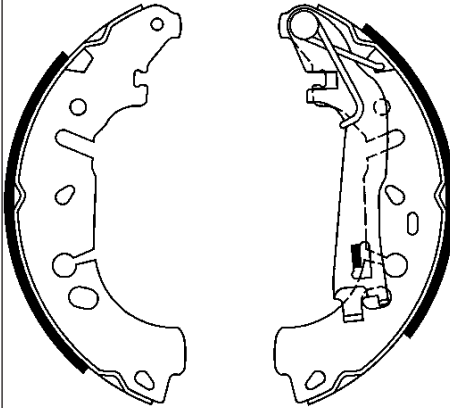
+ HEB

Artikelnummer des empfohlenen Zubehörs: 03.0137-9347.2

MITSUBISHI, SMART

03.0137-0478.2

650478



Bremsbackensatz

x 42

Ø 228

AP

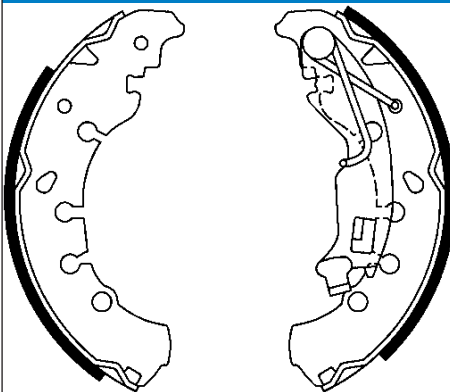
+ HEB

Artikelnummer des empfohlenen Zubehörs: 03.0137-9309.2

FIAT, OPEL, VAUXHALL

03.0137-0479.2

650479



Bremsbackensatz

x 38

Ø 203

AP

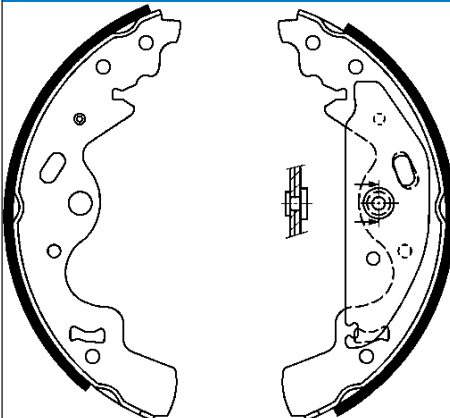
+ HEB

Artikelnummer des empfohlenen Zubehörs: 03.0137-9310.2

CHRYSLER, CITROËN, FIAT, LANCIA, OPEL, PEUGEOT, PIAGGIO, VAUXHALL

03.0137-0480.2

650480



Bremsbackensatz

x 45

Ø 254

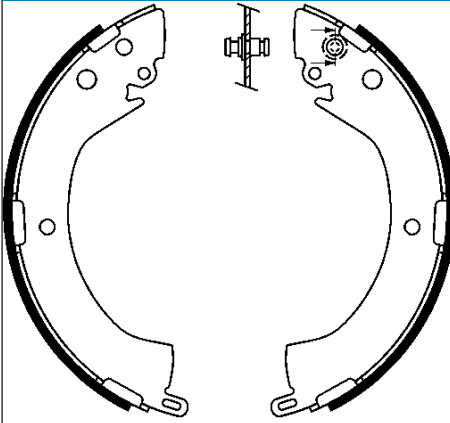
+ HEB

Artikelnummer des empfohlenen Zubehörs: 03.0137-9282.2

LAND ROVER

03.0137-0482.2

650482



Bremsbackensatz

- HEB

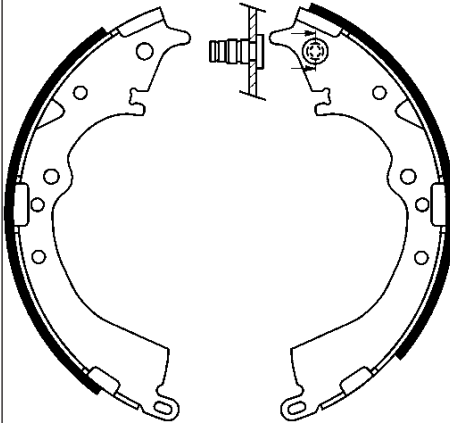
x 52

Ø 254

MITSUBISHI

03.0137-0483.2

650483



Bremsbackensatz

- HEB

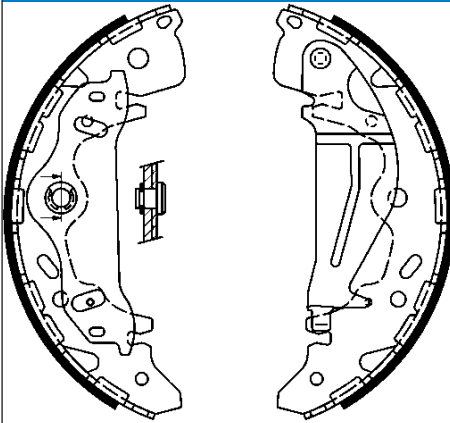
x 51

Ø 254

TOYOTA

03.0137-0484.2

650484



Bremsbackensatz

+ HEB

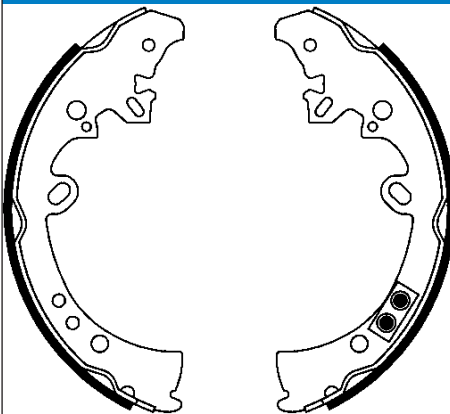
x 53

Ø 295

KIA

03.0137-0485.2

650485



Bremsbackensatz

x 62

Ø 295

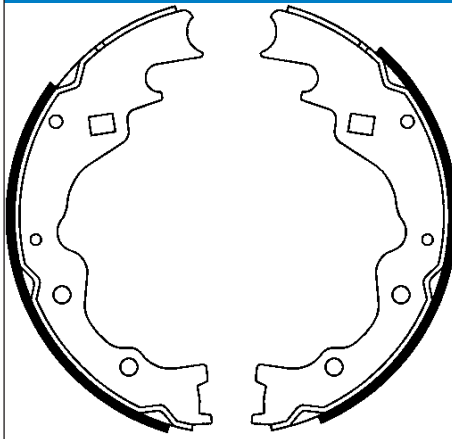
- HEB

Artikelnummer des empfohlenen Zubehörs: 03.0137-9345.2

TOYOTA

03.0137-0486.2

650486



Bremsbackensatz

- HEB

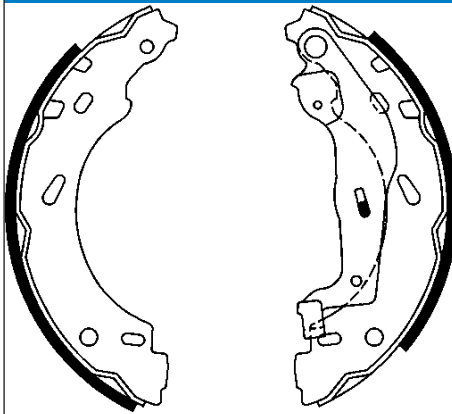
x 51

Ø 260

KIA, MAZDA

03.0137-0487.2

650487



Bremsbackensatz

x 32

Ø 203

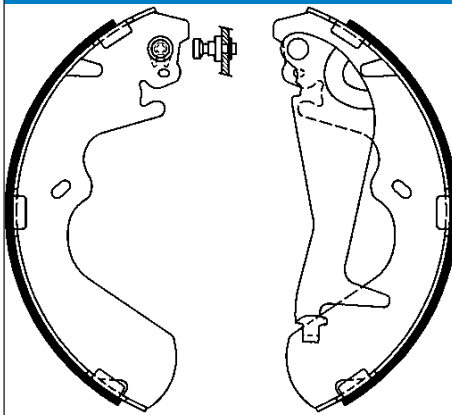
+ HEB

Artikelnummer des empfohlenen Zubehörs: 03.0137-9308.2

SMART

03.0137-0488.2

650488



Bremsbackensatz

+ HEB

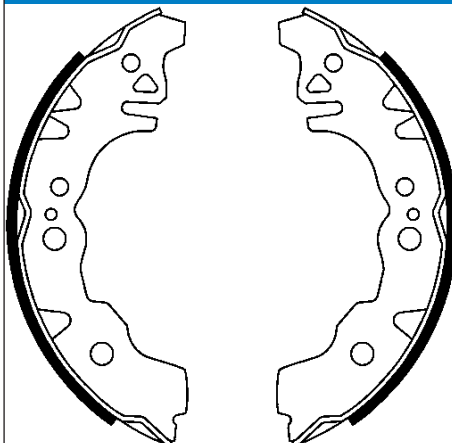
x 53

Ø 270

HYUNDAI

03.0137-0489.2

650489



Bremsbackensatz

x 28

Ø 180

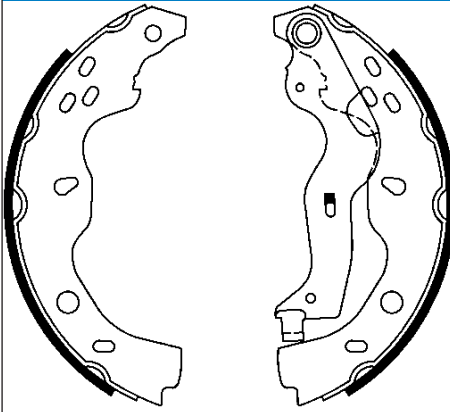
- HEB

Artikelnummer des empfohlenen Zubehörs: 03.0137-9353.2

DAIHATSU, SUBARU

03.0137-0490.2

650490



Bremsbackensatz

x 35

Ø 220

BOS

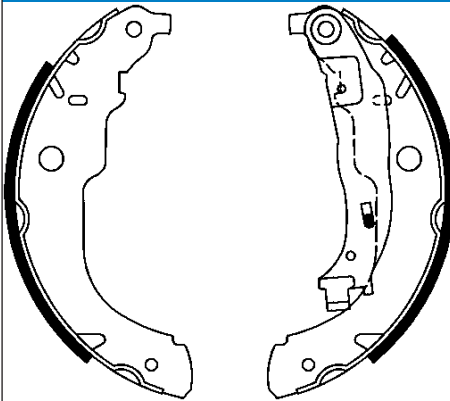
+ HEB

Artikelnummer des empfohlenen Zubehörs: 03.0137-9319.2

FIAT, SUZUKI

03.0137-0491.2

650491



Bremsbackensatz

+ HEB

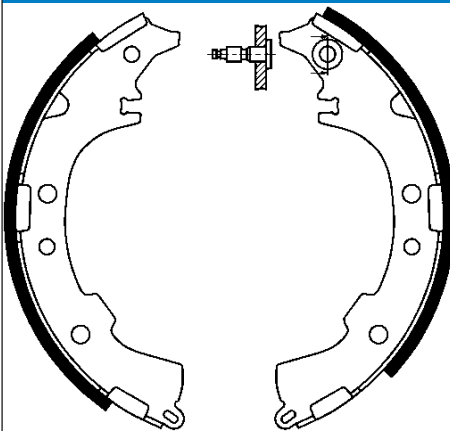
x 42

Ø 228

CITROËN, DS, PEUGEOT

03.0137-0492.2

650492



Bremsbackensatz

- HEB

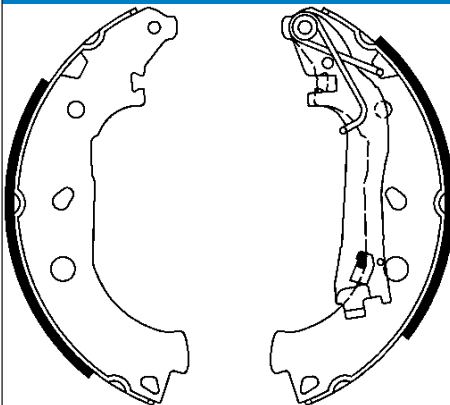
x 42

Ø 228

DAIHATSU

03.0137-0493.2

650493



Bremsbackensatz

x 42

Ø 228

AP

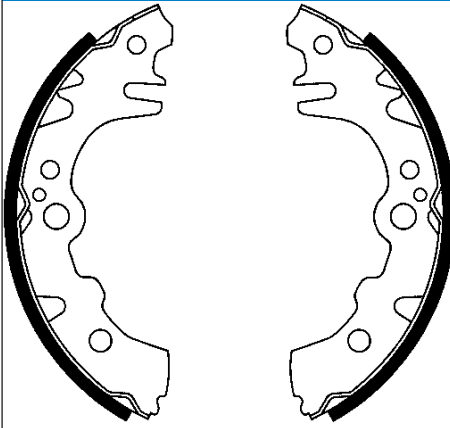
+ HEB

Artikelnummer des empfohlenen Zubehörs: 03.0137-9309.2

CITROËN, FIAT, PEUGEOT

03.0137-0494.2

650494



Bremsbackensatz

- HEB

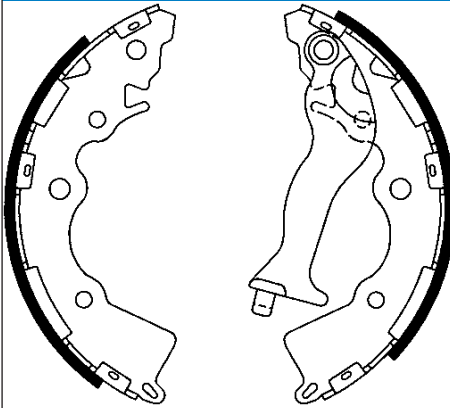
x 28

Ø 165

DAIHATSU

03.0137-0495.2

650495



Bremsbackensatz

+ HEB

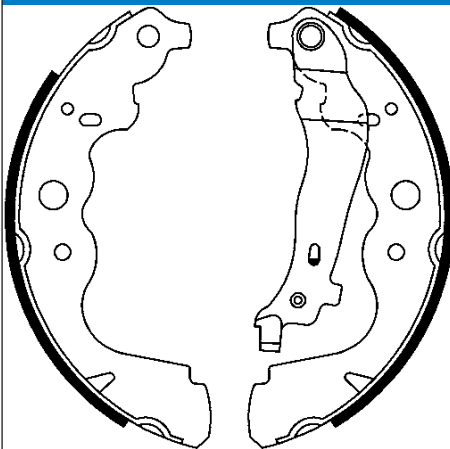
x 32

Ø 203

HYUNDAI, KIA

03.0137-0496.2

650496



Bremsbackensatz

x 42

Ø 228

BDX

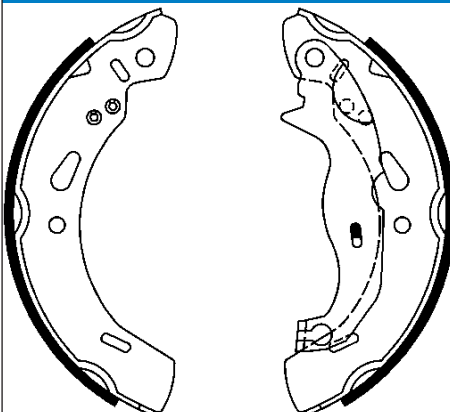
+ HEB

Artikelnummer des empfohlenen Zubehörs: 03.0137-9228.2

DACIA, MERCEDES-BENZ, RENAULT

03.0137-0497.2

650497



Bremsbackensatz

x 32

Ø 200

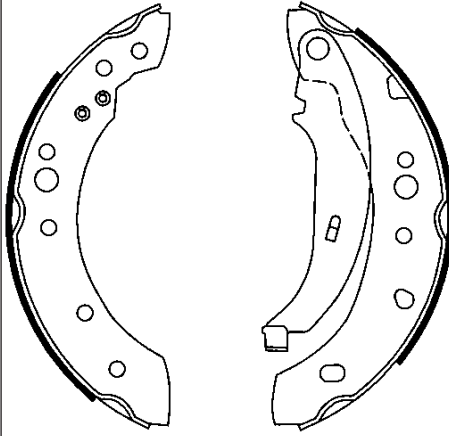
+ HEB

Artikelnummer des empfohlenen Zubehörs: 03.0137-9304.2

FORD

03.0137-0498.2

650498



Bremsbackensatz

x 38

Ø 203

TRW

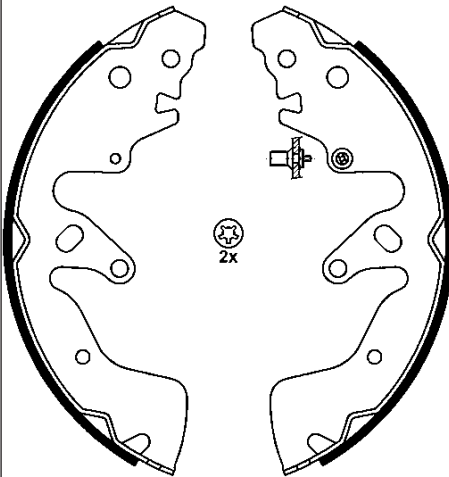
+ HEB

Artikelnummer des empfohlenen Zubehörs: 03.0137-9278.2

RENAULT

03.0137-0499.2

650499



Bremsbackensatz

x 41

Ø 254

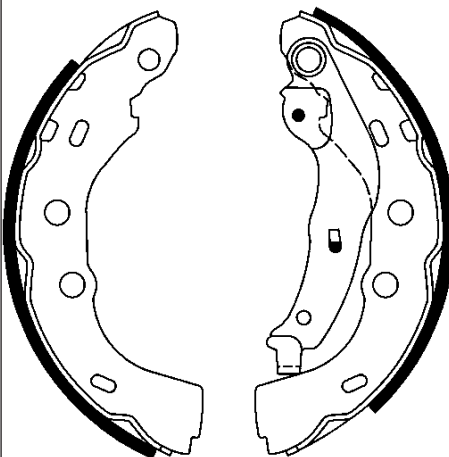
- HEB

Artikelnummer des empfohlenen Zubehörs: 03.0137-9289.2

SUZUKI

03.0137-0500.2

650500



Bremsbackensatz

x 32

Ø 200

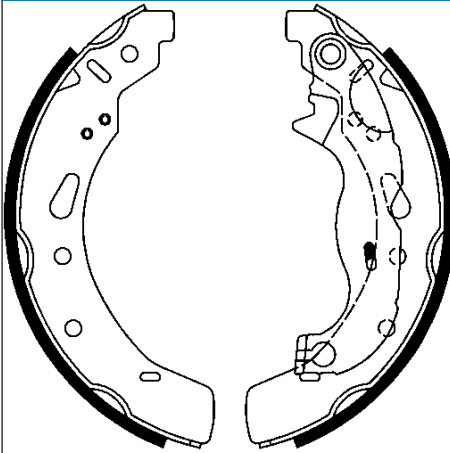
BOS

+ HEB

SUBARU, SUZUKI

03.0137-0501.2

650501



Bremsbackensatz

x 32

Ø 200

TRW

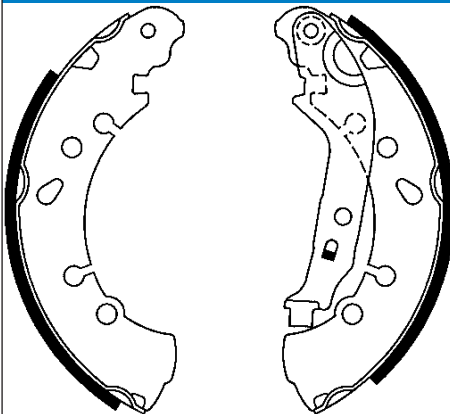
+ HEB

Artikelnummer des empfohlenen Zubehörs: 03.0137-9306.2

MAZDA

03.0137-0502.2

650502



Bremsbackensatz

+ HEB

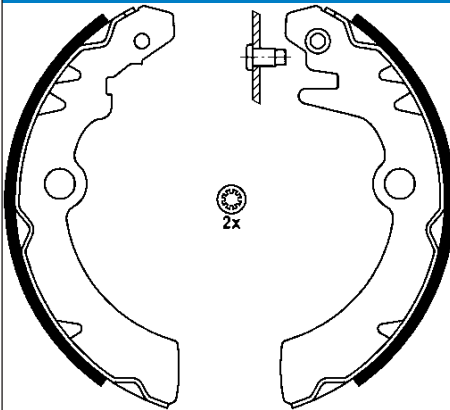
x 38

Ø 203

DAIHATSU, TOYOTA

03.0137-0503.2

650503



Bremsbackensatz

- HEB

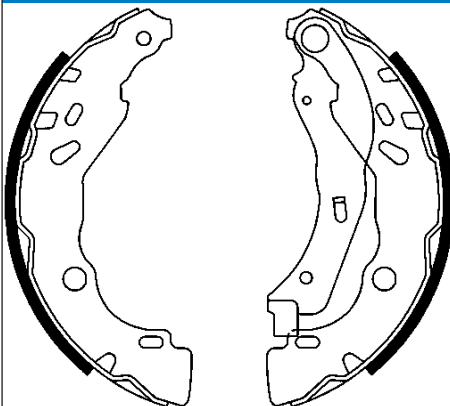
x 26

Ø 180

NISSAN, SUZUKI

03.0137-0504.2

650504



Bremsbackensatz

x 39

Ø 203

BOS

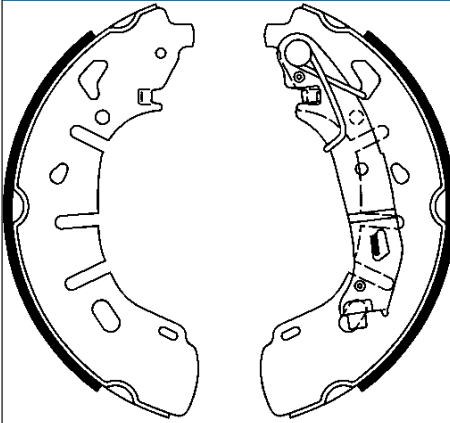
+ HEB

Artikelnummer des empfohlenen Zubehörs: 03.0137-9281.2

CITROËN, DS, PEUGEOT

03.0137-0505.2

650505



Bremsbackensatz

x 57

Ø 254

AP

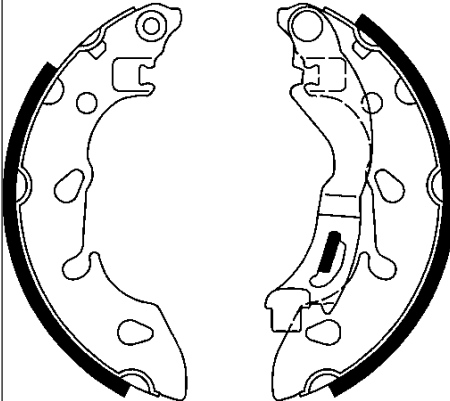
+ HEB

Artikelnummer des empfohlenen Zubehörs: 03.0137-9309.2

FIAT, OPEL, VAUXHALL

03.0137-0506.2

650506



Bremsbackensatz

+ HEB

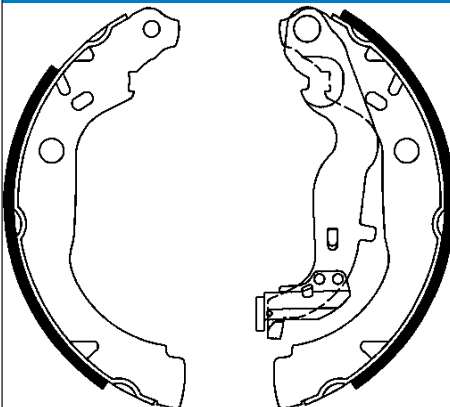
x 32

Ø 180

FIAT, FORD

03.0137-0507.2

650507



Bremsbackensatz

x 42

Ø 228

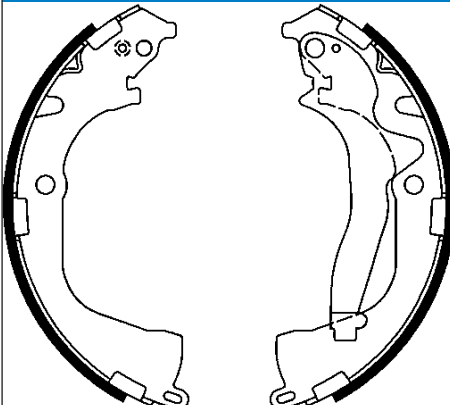
+ HEB

Artikelnummer des empfohlenen Zubehörs: 03.0137-9312.2

DACIA, RENAULT

03.0137-0508.2

650508



Bremsbackensatz

x 57

Ø 294

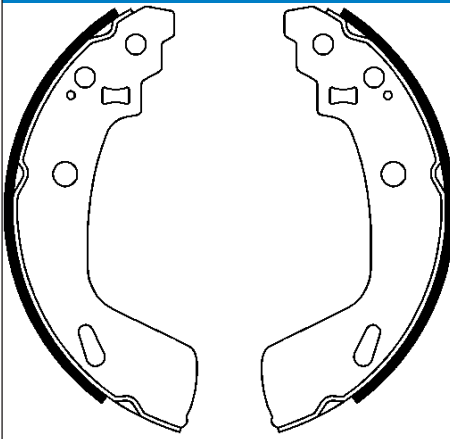
+ HEB

Artikelnummer des empfohlenen Zubehörs: 03.0137-9320.2

VW

03.0137-0509.2

650509



Bremsbackensatz

+ HEB

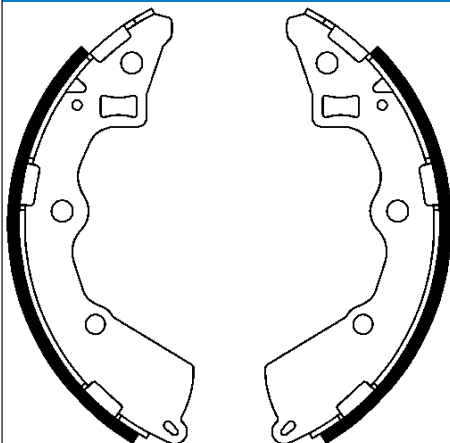
x 26

Ø 200

SUZUKI

03.0137-0511.2

650511



Bremsbackensatz

- HEB

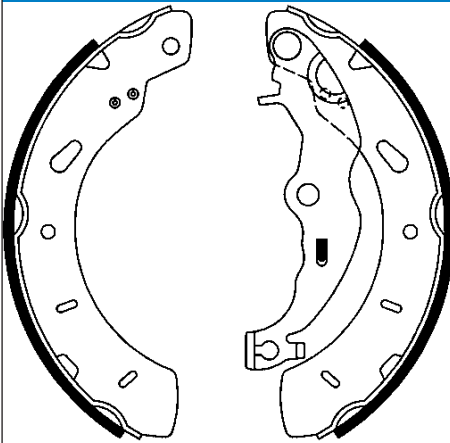
x 32

Ø 180

KIA

03.0137-0512.2

650512



Bremsbackensatz

x 42

Ø 228

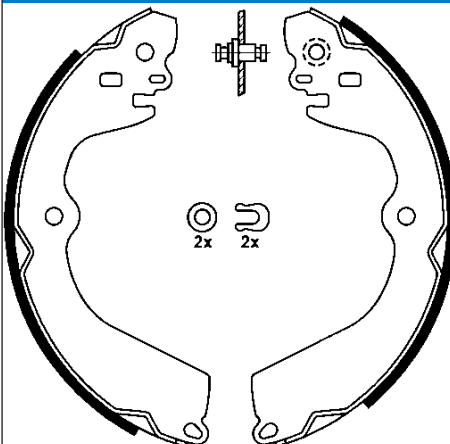
+ HEB

Artikelnummer des empfohlenen Zubehörs: 03.0137-9313.2

FORD

03.0137-0513.2

650513



Bremsbackensatz

x 37

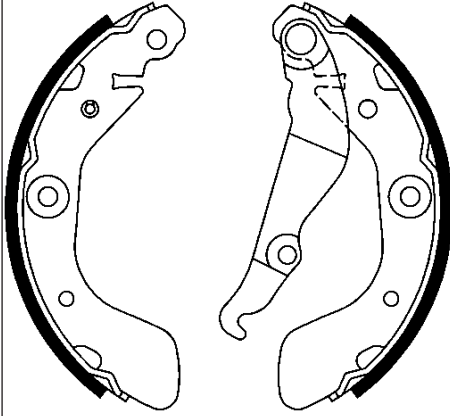
Ø 229

Artikelnummer des empfohlenen Zubehörs: 03.0137-9352.2

NISSAN

03.0137-0514.2

650514



Bremsbackensatz

+ HEB

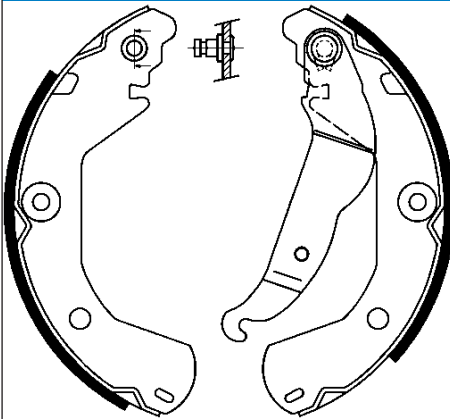
x 36

Ø 200

CHEVROLET

03.0137-0515.2

650515



Bremsbackensatz

+ HEB

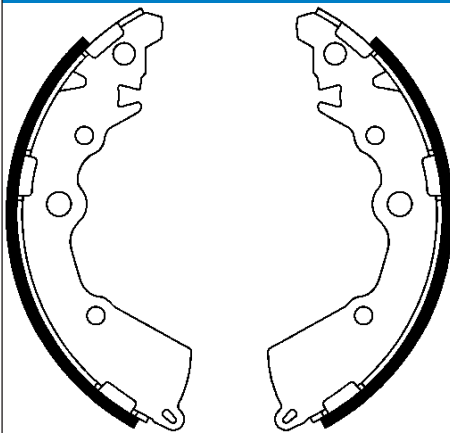
x 41

Ø 230

CHEVROLET

03.0137-0516.2

650516



Bremsbackensatz

x 27

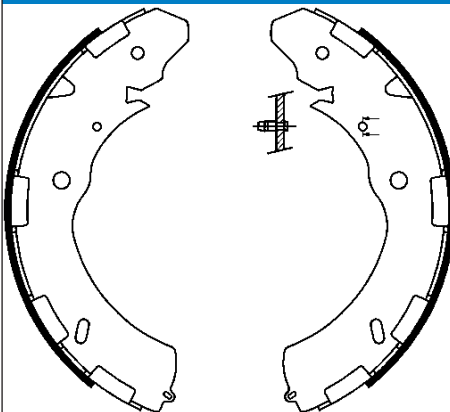
Ø 180

Artikelnummer des empfohlenen Zubehörs: 03.0137-9349.2

KIA

03.0137-0518.2

650518



Bremsbackensatz

x 51

Ø 295

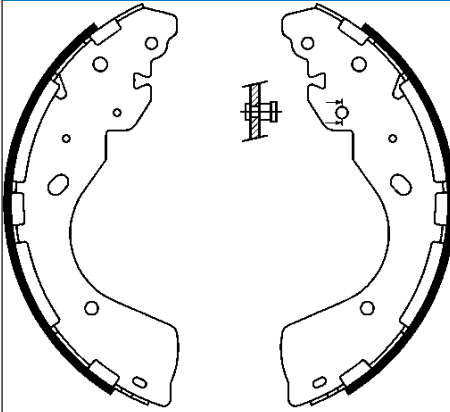
- HEB

Artikelnummer des empfohlenen Zubehörs: 03.0137-9346.2

FIAT, MITSUBISHI

03.0137-0519.2

650519



Bremsbackensatz

- HEB

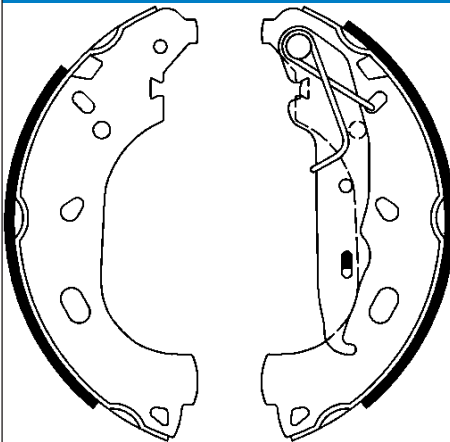
x 56

Ø 294

FORD, NISSAN, RENAULT

03.0137-0520.2

650520



Bremsbackensatz

x 43

Ø 230

AP

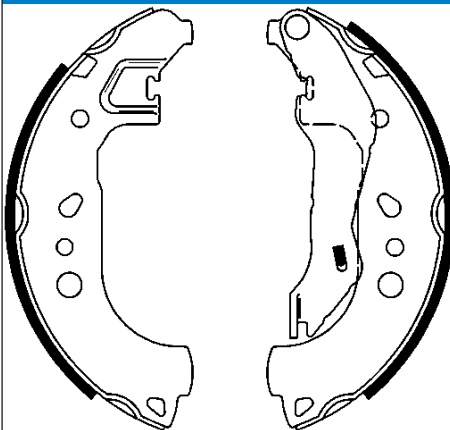
+ HEB

Artikelnummer des empfohlenen Zubehörs: 03.0137-9309.2

OPEL, VAUXHALL

03.0137-0521.2

650521



Bremsbackensatz

x 33

Ø 228

AP

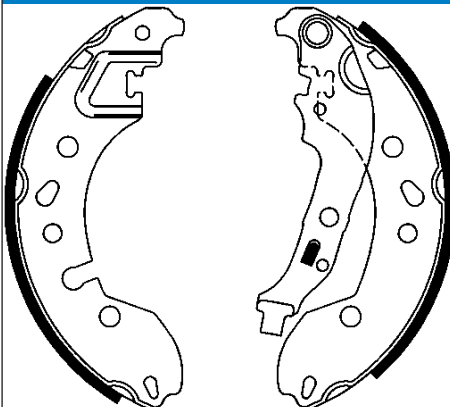
- HEB

Artikelnummer des empfohlenen Zubehörs: 03.0137-9309.2

SEAT, SKODA

03.0137-0522.2

650522



Bremsbackensatz

x 38

Ø 203

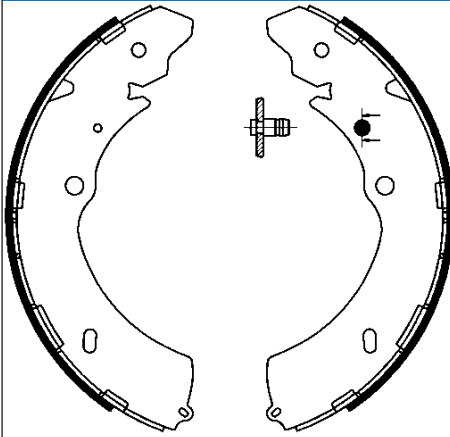
+ HEB

Artikelnummer des empfohlenen Zubehörs: 03.0137-9317.2

RENAULT, SMART

03.0137-0523.2

650523



Bremsbackensatz

- HEB

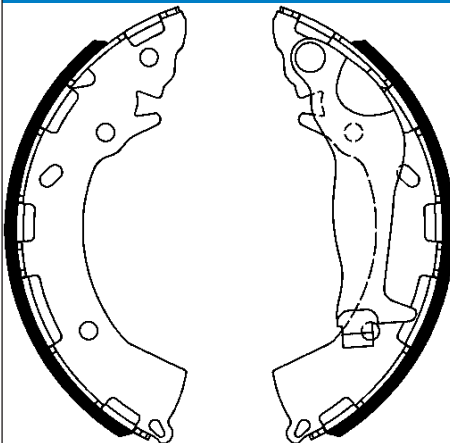
x 46

Ø 295

ISUZU

03.0137-0524.2

650524



Bremsbackensatz

x 31

Ø 203

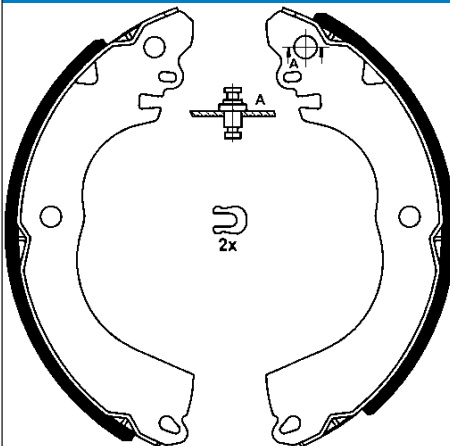
+ HEB

Artikelnummer des empfohlenen Zubehörs: 03.0137-9348.2

HYUNDAI, KIA

03.0137-0525.2

650525



Bremsbackensatz

x 32

Ø 203

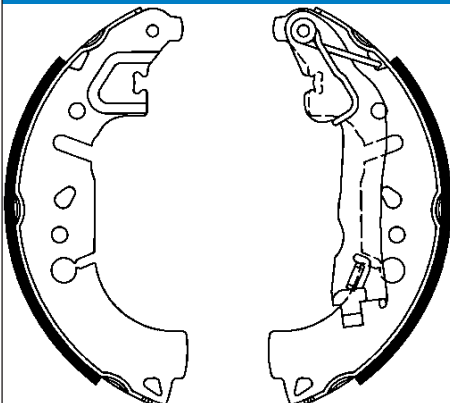
- HEB

Artikelnummer des empfohlenen Zubehörs: 03.0137-9352.2

CITROËN, MITSUBISHI, PEUGEOT

03.0137-0526.2

650526



Bremsbackensatz

x 43

Ø 229

AP

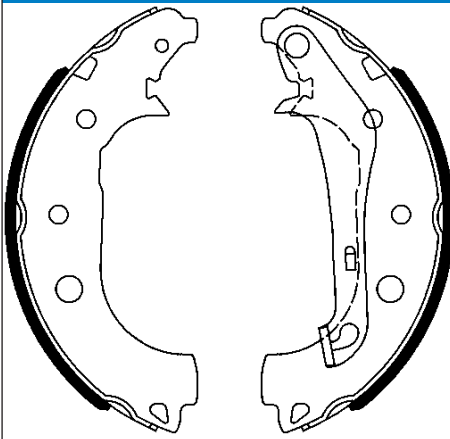
+ HEB

Artikelnummer des empfohlenen Zubehörs: 03.0137-9309.2

FIAT

03.0137-0527.2

650527



Bremsbackensatz

x 43

Ø 228

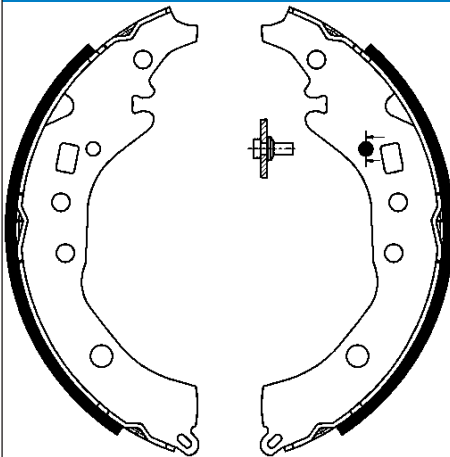
+ HEB

Artikelnummer des empfohlenen Zubehörs: 03.0137-9322.2

FORD

03.0137-0528.2

650528



Bremsbackensatz

- HEB

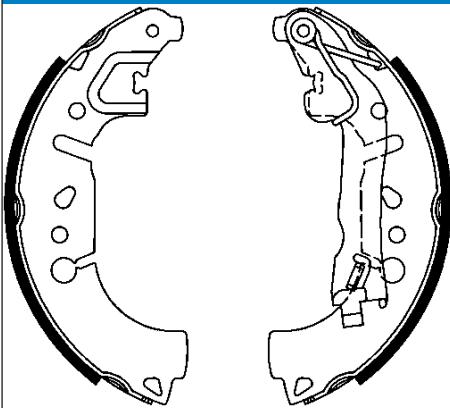
x 37

Ø 228

SUBARU, TOYOTA

03.0137-0529.2

650529



Bremsbackensatz

- HEB

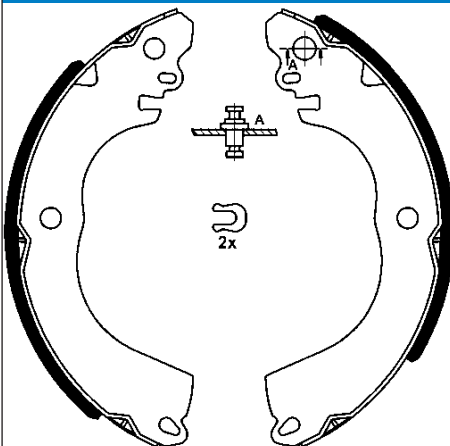
x 32

Ø 200

SUZUKI

03.0137-0530.2

650530



Bremsbackensatz

- HEB

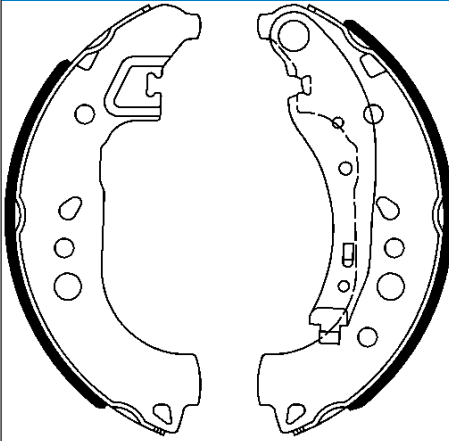
x 32

Ø 203

MITSUBISHI

03.0137-0531.2

650531



Bremsbackensatz

x 42

Ø 228

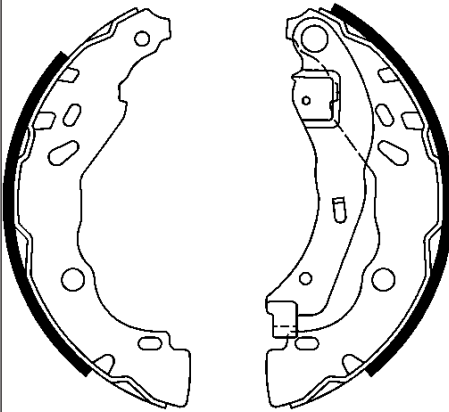
+ HEB

Artikelnummer des empfohlenen Zubehörs: 03.0137-9309.2

RENAULT, SMART

03.0137-0532.2

650532



Bremsbackensatz

x 39

Ø 203

BOS

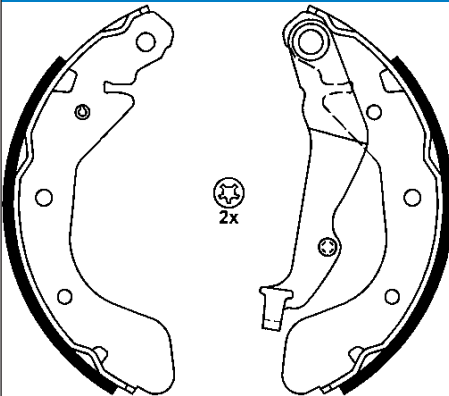
+ HEB

Artikelnummer des empfohlenen Zubehörs: 03.0137-9274.2

DACIA, RENAULT

03.0137-0533.2

650533



Bremsbackensatz

+ HEB

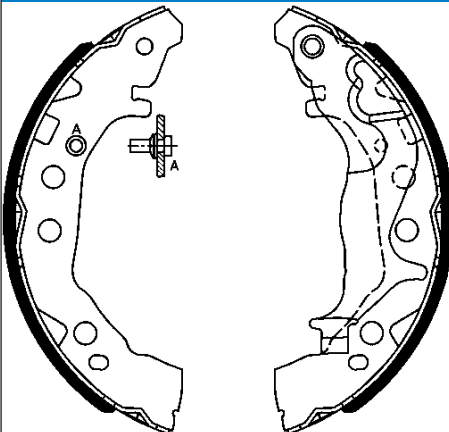
x 36

Ø 200

OPEL, VAUXHALL

03.0137-0534.2

650534



Bremsbackensatz

+ HEB

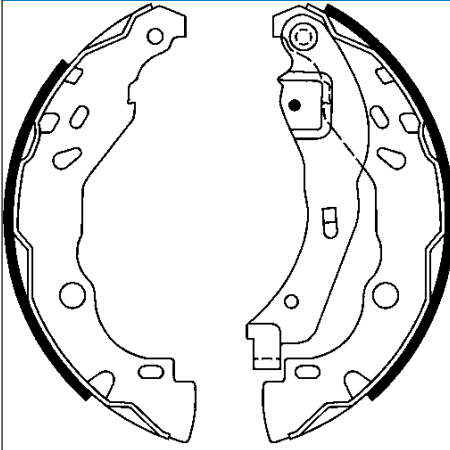
x 28

Ø 180

SUZUKI

03.0137-0536.2

650536



Bremsbackensatz

+ HEB

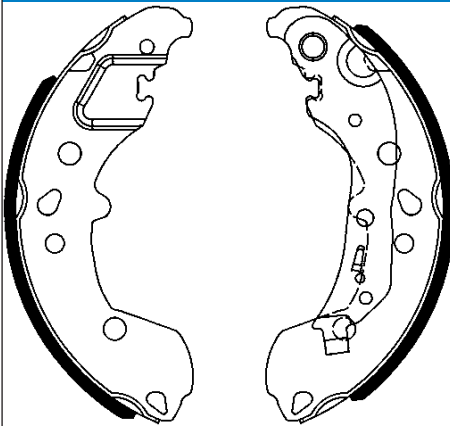
x 39

Ø 203

NISSAN

03.0137-0539.2

650539



Bremsbackensatz

+ HEB

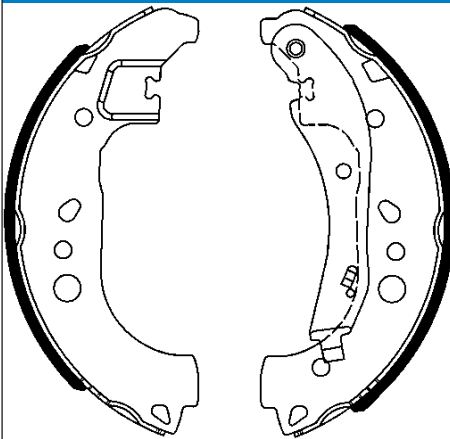
x 38

Ø 203

SEAT, SKODA, VW

03.0137-0540.2

650540



Bremsbackensatz

+ HEB

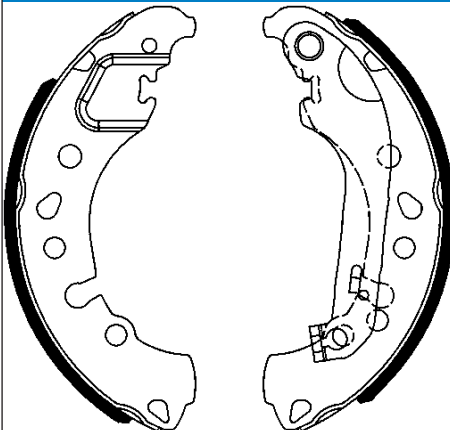
x 42

Ø 228

AUDI, SEAT, SKODA, VW

03.0137-0541.2

650541



Bremsbackensatz

+ HEB

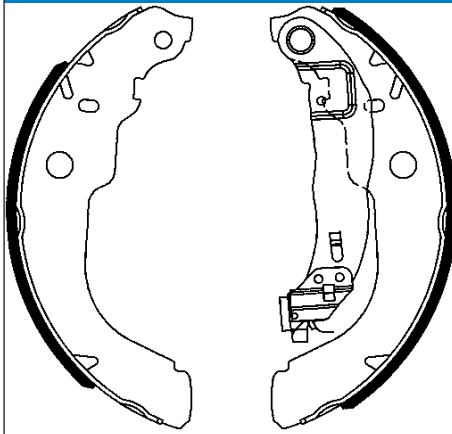
x 38

Ø 203

FORD

03.0137-0542.2

650542



Bremsbackensatz

+ HEB

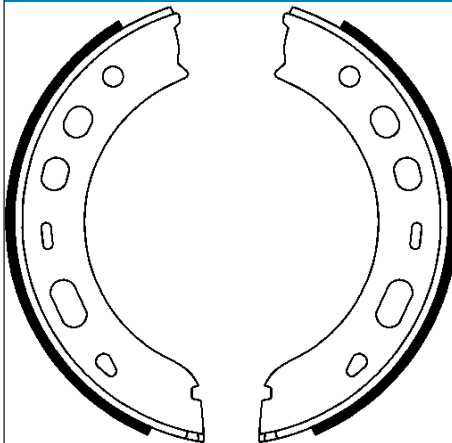
x 42

Ø 228

CITROËN, PEUGEOT

03.0137-3002.2

653002



Bremsbackensatz, Feststellbremse

- HEB

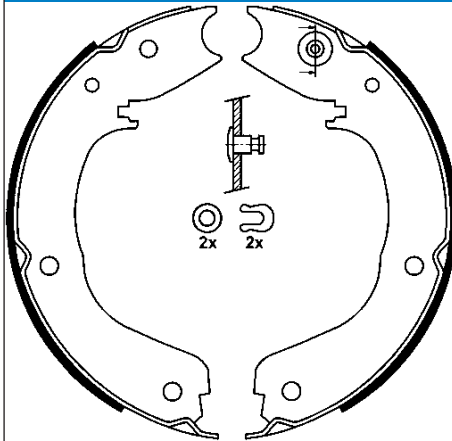
x 25

Ø 180

PORSCHE

03.0137-3003.2

653003



Bremsbackensatz, Feststellbremse

- HEB

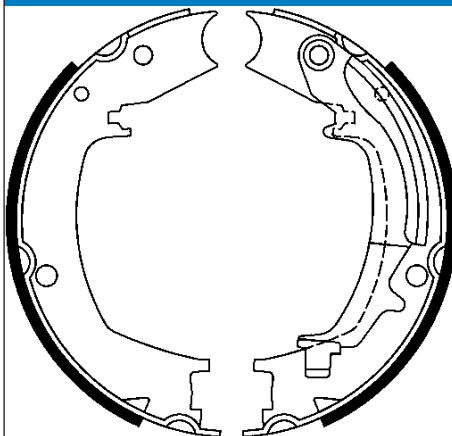
x 34

Ø 198

MITSUBISHI

03.0137-3004.2

653004



Bremsbackensatz, Feststellbremse

x 40

Ø 190

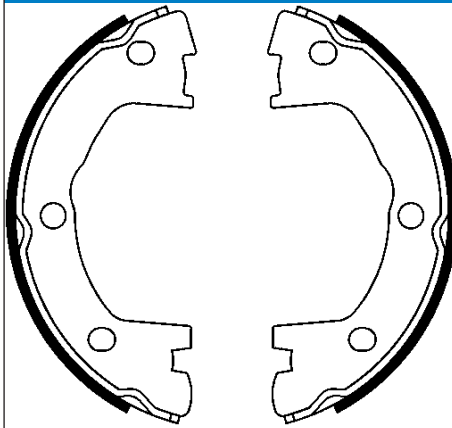
+ HEB

Artikelnummer des empfohlenen Zubehörs: 03.0137-9330.2

HYUNDAI, KIA

03.0137-3005.2

653005



Bremsbackensatz, Feststellbremse

x 42

Ø 172

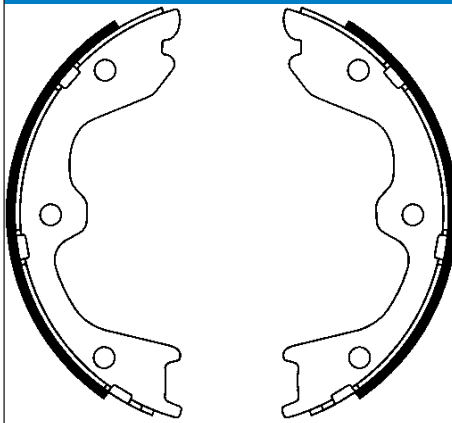
- HEB

Artikelnummer des empfohlenen Zubehörs: 03.0137-9344.2

IVECO

03.0137-3006.2

653006



Bremsbackensatz, Feststellbremse

- HEB

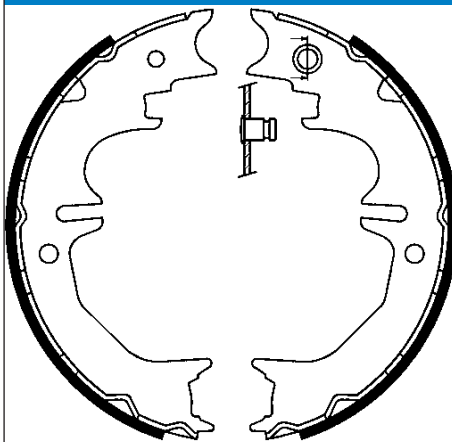
x 32

Ø 172

INFINITI, NISSAN

03.0137-3007.2

653007



Bremsbackensatz, Feststellbremse

- HEB

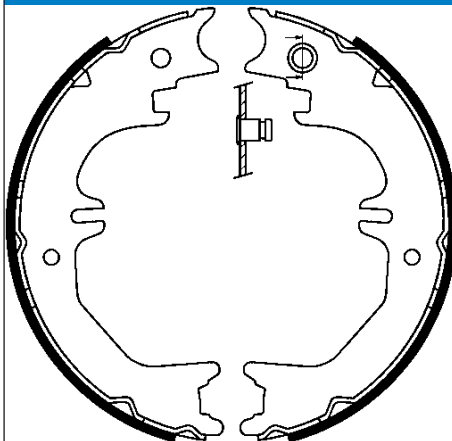
x 45

Ø 209

LEXUS, TOYOTA

03.0137-3008.2

653008



Bremsbackensatz, Feststellbremse

- HEB

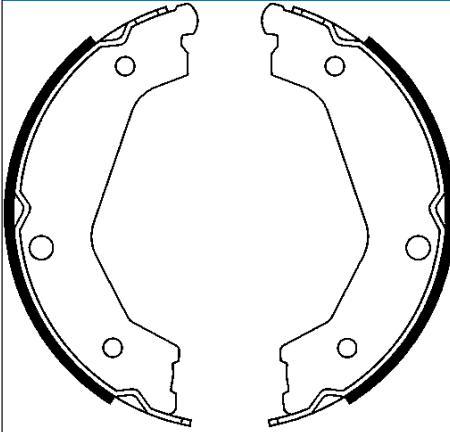
x 45

Ø 230

LEXUS, TOYOTA

03.0137-3009.2

653009



Bremsbackensatz, Feststellbremse

- HEB

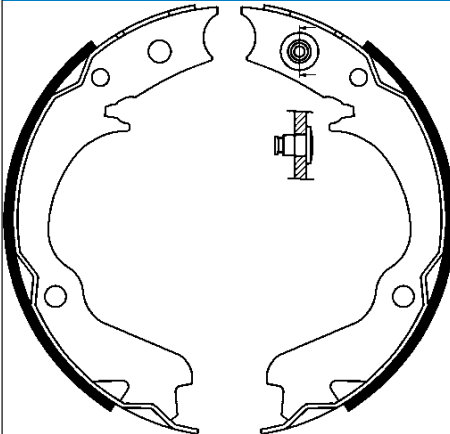
x 40

Ø 190

KIA

03.0137-3010.2

653010



Bremsbackensatz, Feststellbremse

- HEB

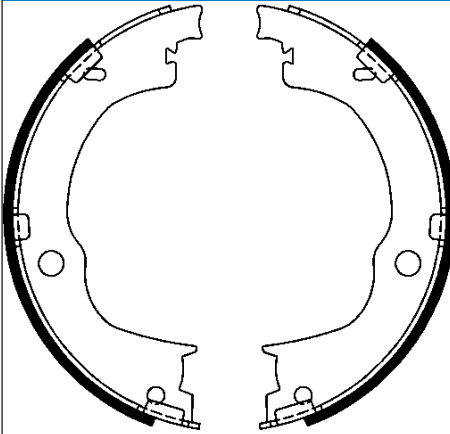
x 32

Ø 170

SUBARU

03.0137-3011.2

653011



Bremsbackensatz, Feststellbremse

- HEB

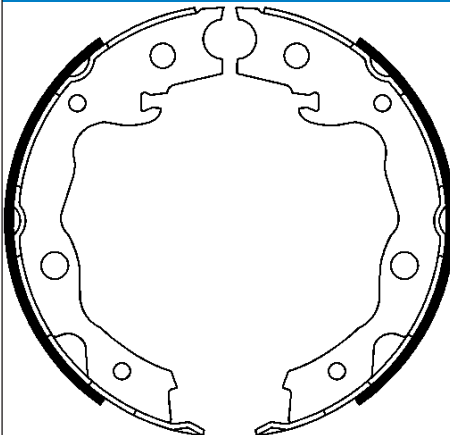
x 26

Ø 188

CHEVROLET, OPEL, VAUXHALL

03.0137-3012.2

653012



Bremsbackensatz, Feststellbremse

x 32

Ø 172

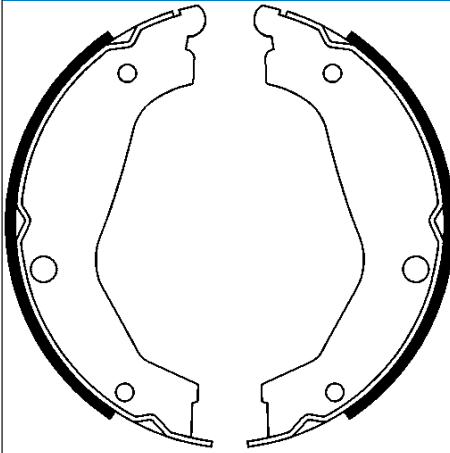
- HEB

Artikelnummer des empfohlenen Zubehörs: 03.0137-9335.2

NISSAN, RENAULT, TOYOTA

03.0137-3014.2

653014



Bremsbackensatz, Feststellbremse

x 40

Ø 190

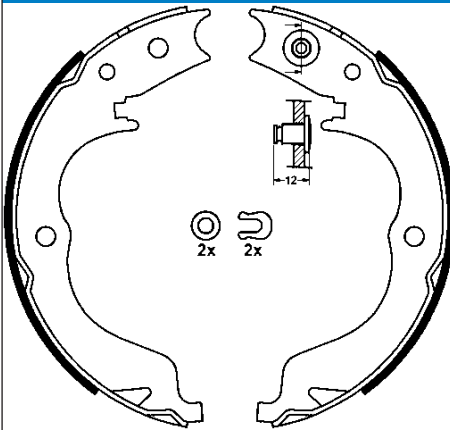
- HEB

Artikelnummer des empfohlenen Zubehörs: 03.0137-9332.2

HYUNDAI

03.0137-3015.2

653015



Bremsbackensatz, Feststellbremse

x 32

Ø 190

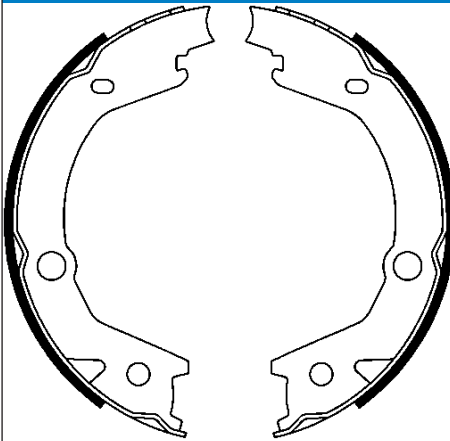
- HEB

Artikelnummer des empfohlenen Zubehörs: 03.0137-9307.2

CITROËN, MITSUBISHI, PEUGEOT, SUBARU

03.0137-3016.2

653016



Bremsbackensatz, Feststellbremse

- HEB

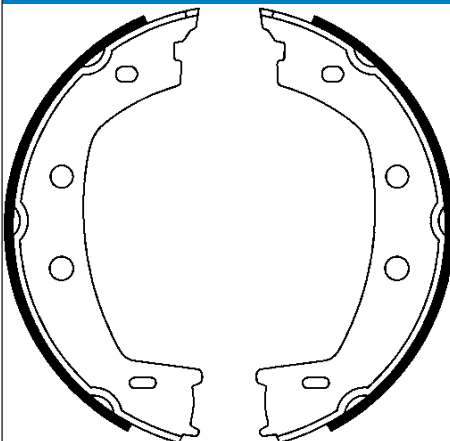
x 27

Ø 167

HYUNDAI, KIA

03.0137-3017.2

653017



Bremsbackensatz, Feststellbremse

x 30

Ø 185

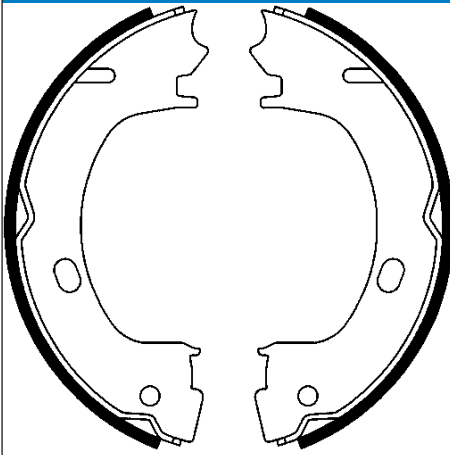
- HEB

Artikelnummer des empfohlenen Zubehörs: 03.0137-9350.2

LAND ROVER

03.0137-3018.2

653018



Bremsbackensatz, Feststellbremse

- HEB

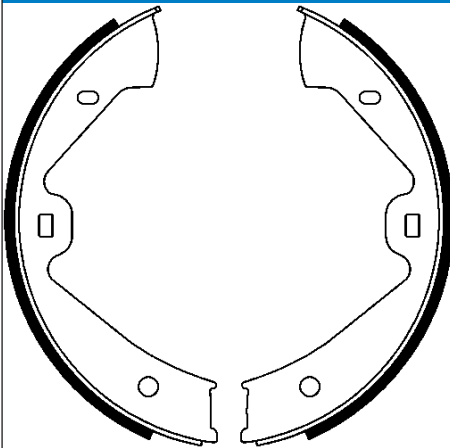
x 22

Ø 172

CHRYSLER

03.0137-3019.2

653019



Bremsbackensatz, Feststellbremse

- HEB

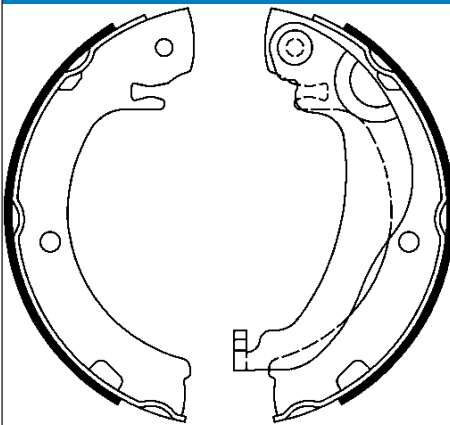
x 30

Ø 210

PORSCHE, VW

03.0137-3020.2

653020



Bremsbackensatz, Feststellbremse

x 32

Ø 180

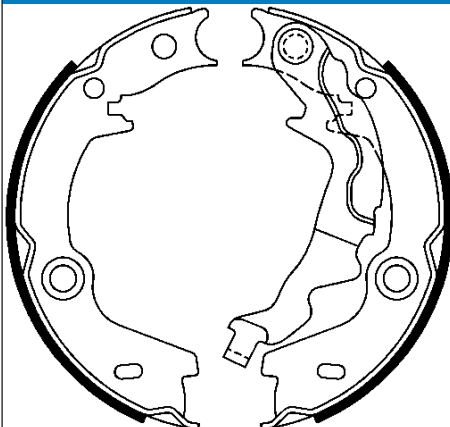
+ HEB

Artikelnummer des empfohlenen Zubehörs: 03.0137-9336.2

TOYOTA

03.0137-3022.2

653022



Bremsbackensatz, Feststellbremse

+ HEB

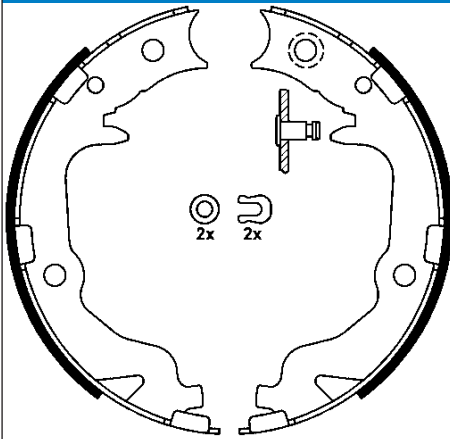
x 32

Ø 170

HYUNDAI, KIA

03.0137-3023.2

653023



Bremsbackensatz, Feststellbremse

x 32

Ø 170

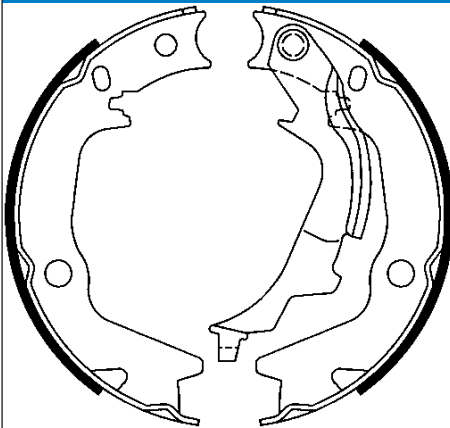
- HEB

Artikelnummer des empfohlenen Zubehörs: 03.0137-9307.2

CHRYSLER, CITROËN, JEEP, LANCIA, MITSUBISHI, PEUGEOT

03.0137-3024.2

653024



Bremsbackensatz, Feststellbremse

x 32

Ø 170

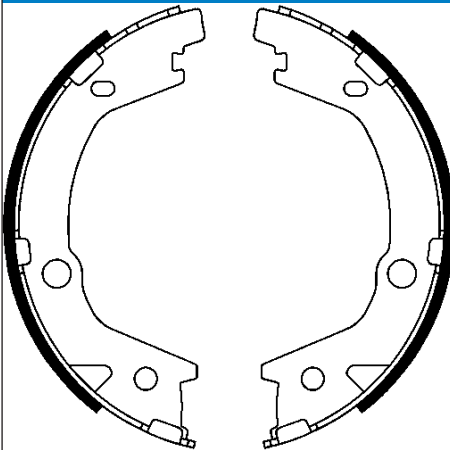
+ HEB

Artikelnummer des empfohlenen Zubehörs: 03.0137-9326.2

HYUNDAI, KIA

03.0137-3025.2

653025



Bremsbackensatz, Feststellbremse

x 27

Ø 170

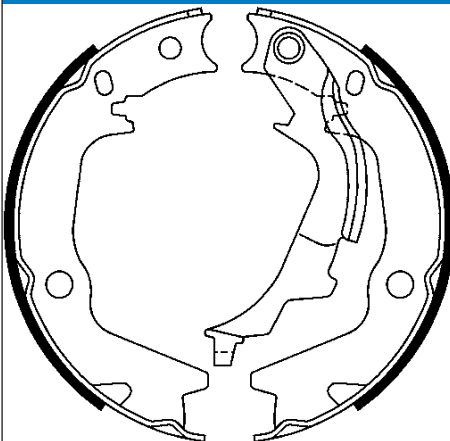
- HEB

Artikelnummer des empfohlenen Zubehörs: 03.0137-9334.2

HYUNDAI, KIA

03.0137-3026.2

653026



Bremsbackensatz, Feststellbremse

x 32

Ø 167

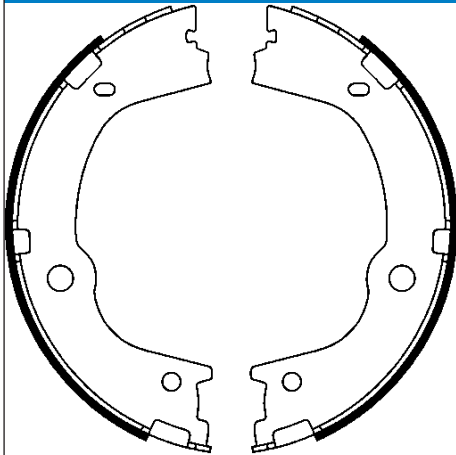
+ HEB

Artikelnummer des empfohlenen Zubehörs: 03.0137-9326.2

HYUNDAI, KIA

03.0137-3027.2

653027



Bremsbackensatz, Feststellbremse

- HEB

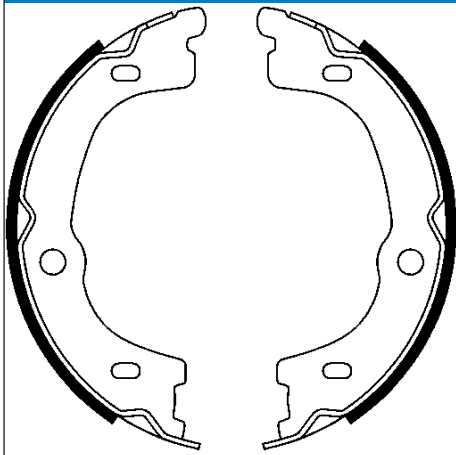
x 26

Ø 189

HYUNDAI, KIA

03.0137-3028.2

653028



Bremsbackensatz, Feststellbremse

- HEB

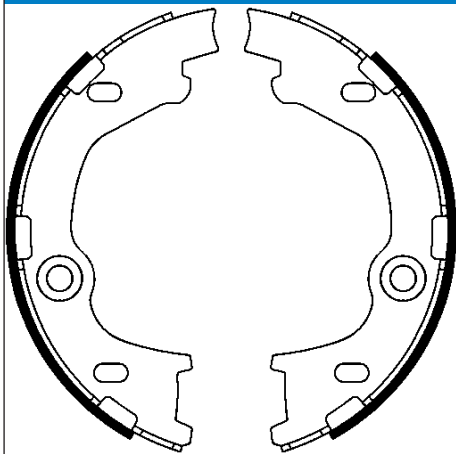
x 40

Ø 190

KIA

03.0137-3029.2

653029



Bremsbackensatz, Feststellbremse

x 26

Ø 167

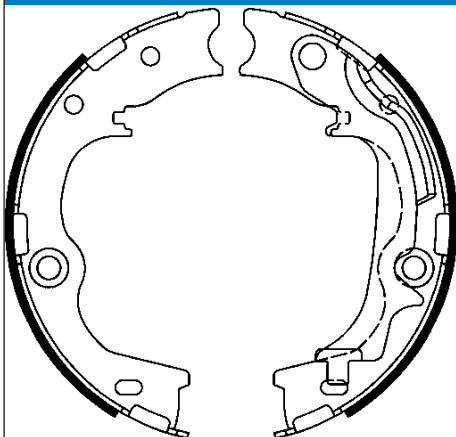
- HEB

Artikelnummer des empfohlenen Zubehörs: 03.0137-9325.2

HYUNDAI, KIA

03.0137-3030.2

653030



Bremsbackensatz, Feststellbremse

x 40

Ø 189

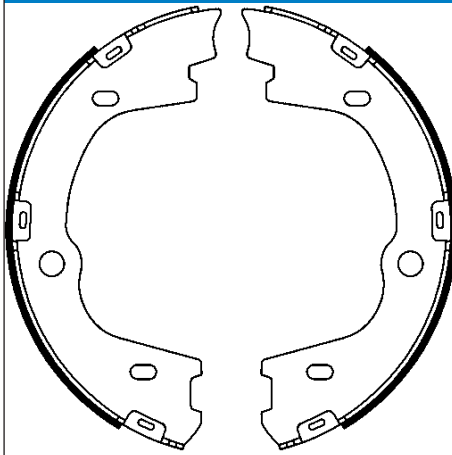
+ HEB

Artikelnummer des empfohlenen Zubehörs: 03.0137-9333.2

HYUNDAI, KIA

03.0137-3031.2

653031



Bremsbackensatz, Feststellbremse

- HEB

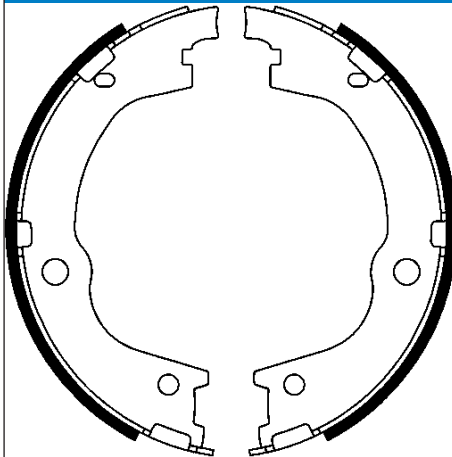
x 40

Ø 209

HYUNDAI

03.0137-3032.2

653032



Bremsbackensatz, Feststellbremse

- HEB

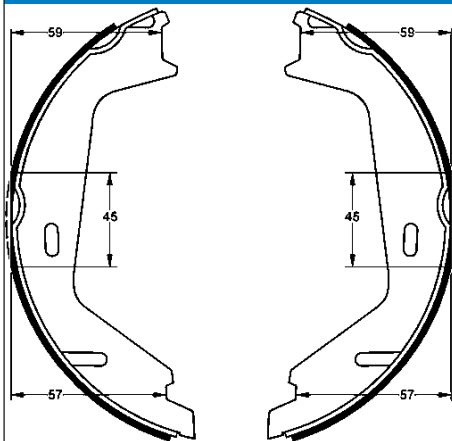
x 31

Ø 189

HYUNDAI

03.0137-3034.2

653034



Bremsbackensatz, Feststellbremse

x 25

Ø 178

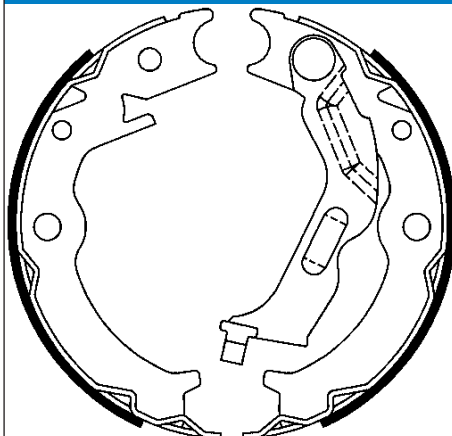
- HEB

Artikelnummer des empfohlenen Zubehörs: 03.0137-9327.2

VOLVO

03.0137-3036.2

653036



Bremsbackensatz, Feststellbremse

x 26

Ø 168

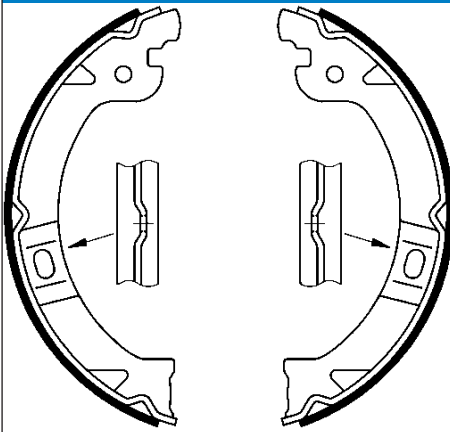
+ HEB

Artikelnummer des empfohlenen Zubehörs: 03.0137-9327.2

CHEVROLET, DAEWOO, SUZUKI

03.0137-3037.2

653037



Bremsbackensatz, Feststellbremse

- HEB

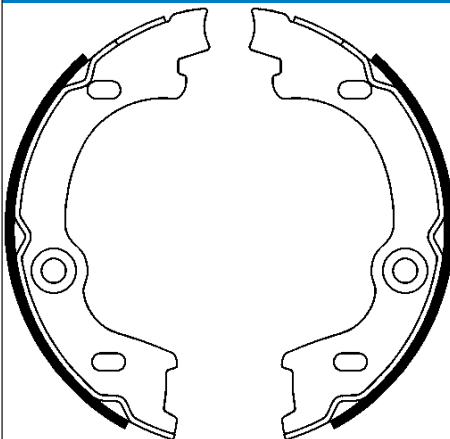
x 30

Ø 180

CHRYSLER

03.0137-3038.2

653038



Bremsbackensatz, Feststellbremse

x 32

Ø 167

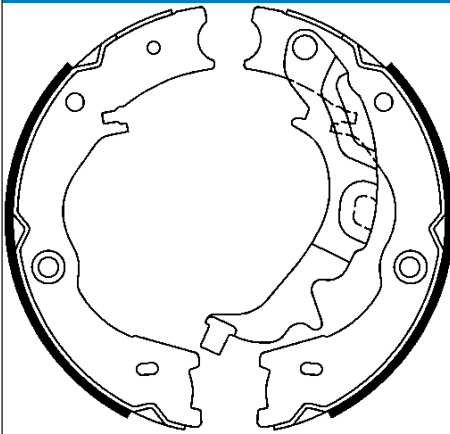
- HEB

Artikelnummer des empfohlenen Zubehörs: 03.0137-9328.2

KIA

03.0137-3039.2

653039



Bremsbackensatz, Feststellbremse

+ HEB

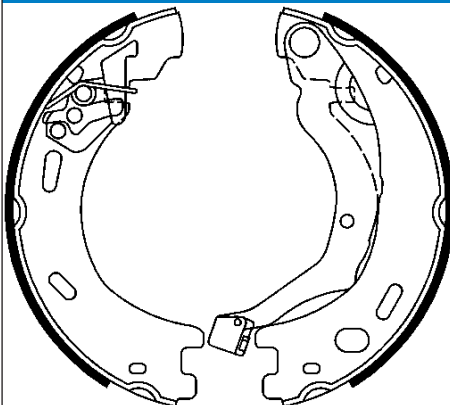
x 40

Ø 210

KIA

03.0137-3040.2

653040



Bremsbackensatz, Feststellbremse

x 30

Ø 200

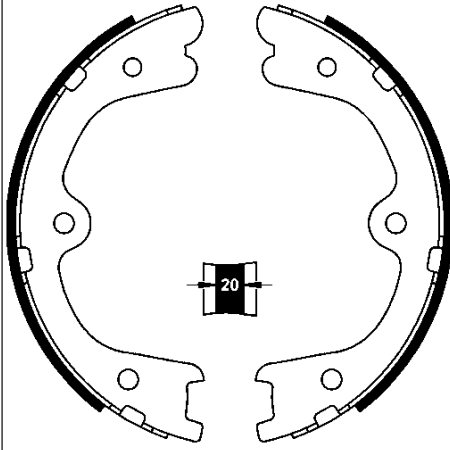
+ HEB

Artikelnummer des empfohlenen Zubehörs: 03.0137-9337.2

LAND ROVER

03.0137-3041.2

653041



Bremsbackensatz, Feststellbremse

- HEB

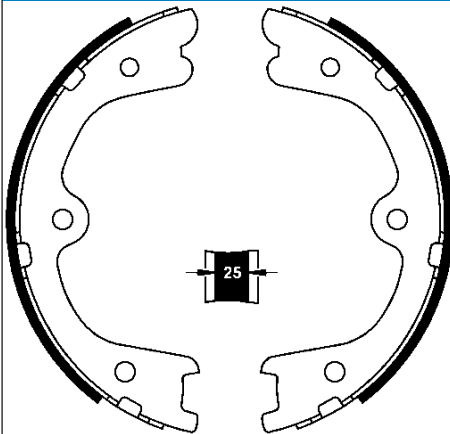
x 33

Ø 190

INFINITI, NISSAN

03.0137-3042.2

653042



Bremsbackensatz, Feststellbremse

x 33

Ø 190

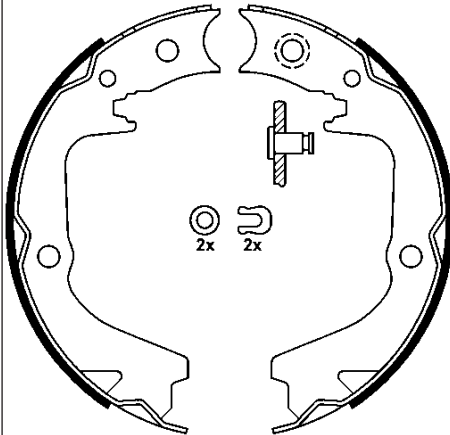
- HEB

Artikelnummer des empfohlenen Zubehörs: 03.0137-9342.2

MERCEDES-BENZ, NISSAN

03.0137-3043.2

653043



Bremsbackensatz, Feststellbremse

- HEB

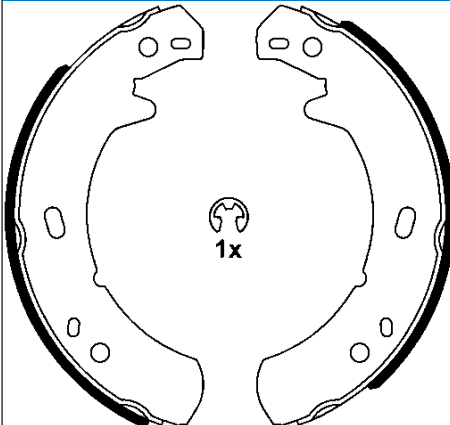
x 36

Ø 170

SUBARU

03.0137-3044.2

653044



Bremsbackensatz, Feststellbremse

- HEB

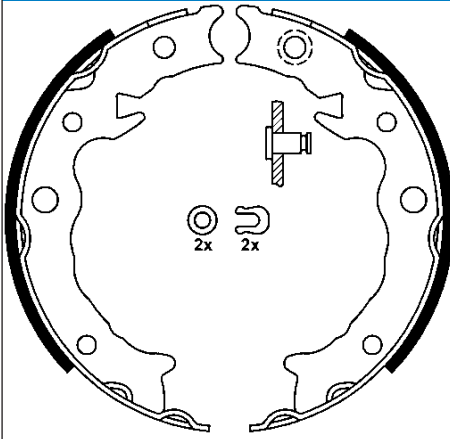
x 70

Ø 254

LAND ROVER

03.0137-3045.2

653045



Bremsbackensatz, Feststellbremse

x 35

Ø 170

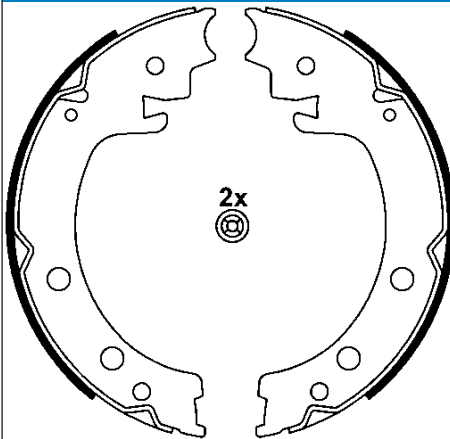
- HEB

Artikelnummer des empfohlenen Zubehörs: 03.0137-9339.2

SUBARU

03.0137-3046.2

653046



Bremsbackensatz, Feststellbremse

- HEB

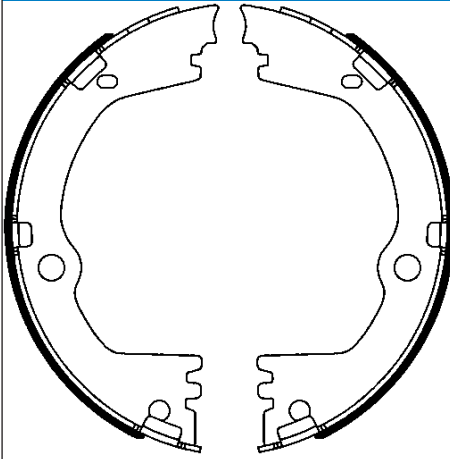
x 37

Ø 200

SUZUKI

03.0137-3048.2

653048



Bremsbackensatz, Feststellbremse

x 27

Ø 189

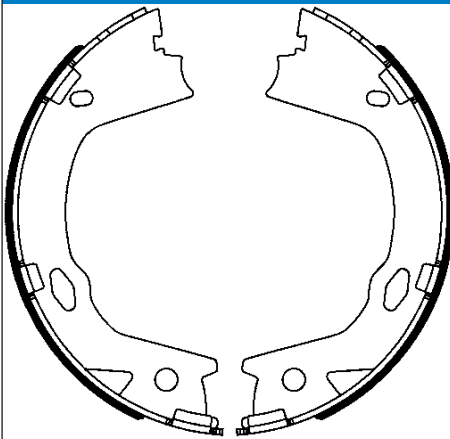
- HEB

Artikelnummer des empfohlenen Zubehörs: 03.0137-9329.2

HYUNDAI, KIA

03.0137-3049.2

653049



Bremsbackensatz, Feststellbremse

- HEB

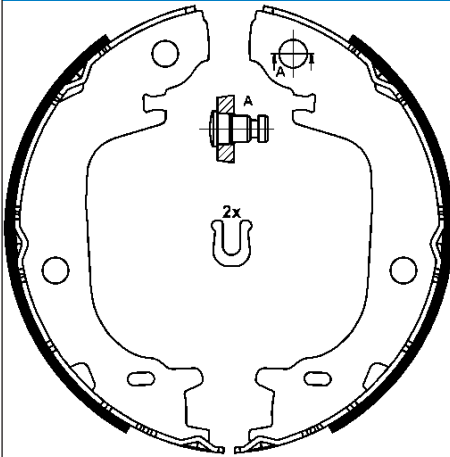
x 26

Ø 167

HYUNDAI, KIA

03.0137-3050.2

653050



Bremsbackensatz, Feststellbremse

- HEB

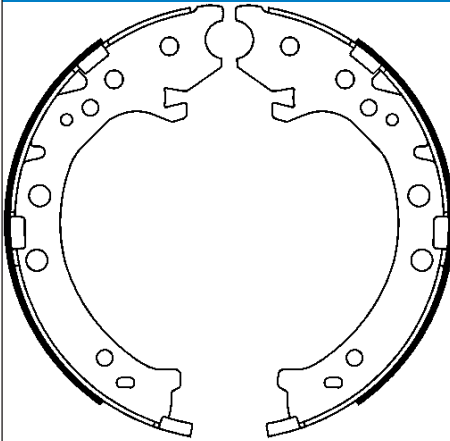
x 37

Ø 180

TOYOTA

03.0137-3051.2

653051



Bremsbackensatz, Feststellbremse

- HEB

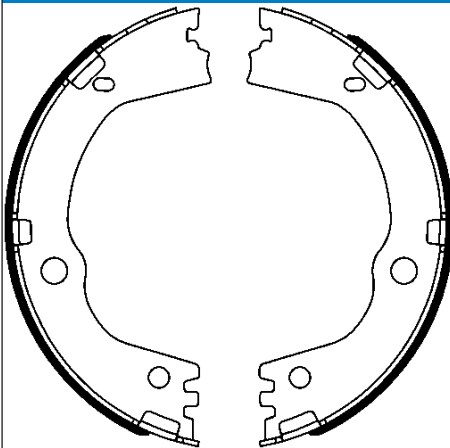
x 35

Ø 198

HONDA

03.0137-3052.2

653052



Bremsbackensatz, Feststellbremse

- HEB

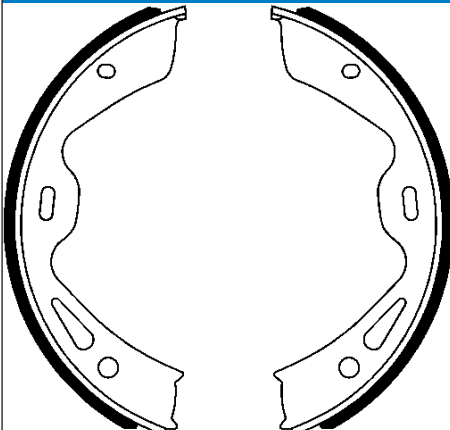
x 27

Ø 189

HYUNDAI, KIA

03.0137-3054.2

653054



Bremsbackensatz, Feststellbremse

x 25

Ø 180

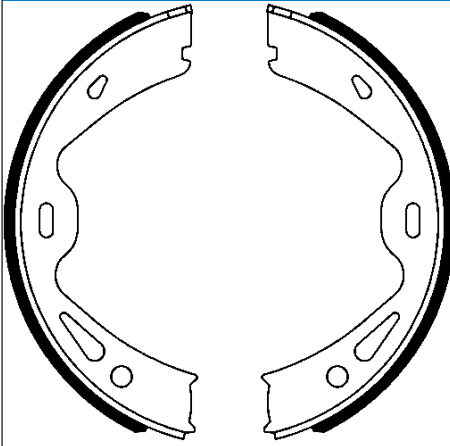
- HEB

Artikelnummer des empfohlenen Zubehörs: 03.0137-9700.2

PORSCHE

03.0137-3055.2

653055



Bremsbackensatz, Feststellbremse

- HEB

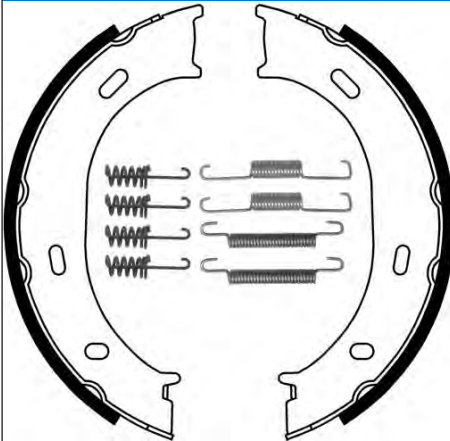
x 25

Ø 180

PORSCHE

03.0137-4001.2

654001



Bremsbackensatz, Feststellbremse

x 40

Ø 160

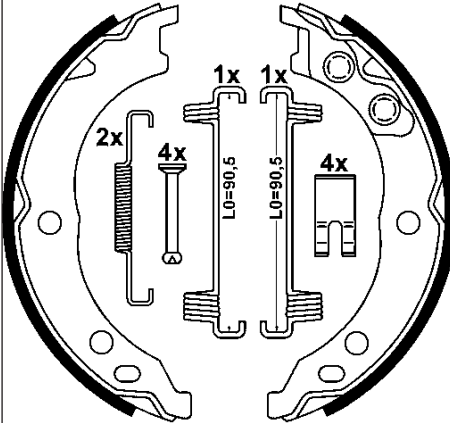
+ Zub

Artikelnummer des empfohlenen Zubehörs: 03.0137-9704.2

MERCEDES-BENZ, VW

03.0137-4002.2

654002



Bremsbackensatz, Feststellbremse

+ Zub

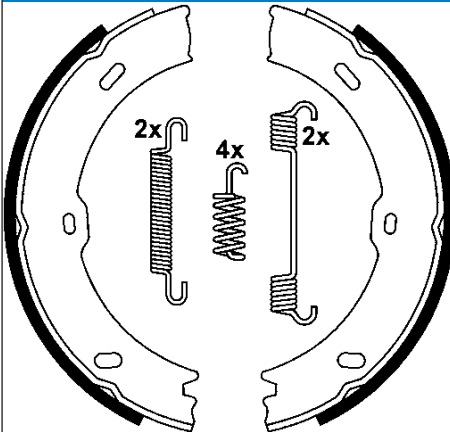
x 42

Ø 172

CITROËN, FIAT, PEUGEOT

03.0137-4003.2

654003



Bremsbackensatz, Feststellbremse

x 25

Ø 180

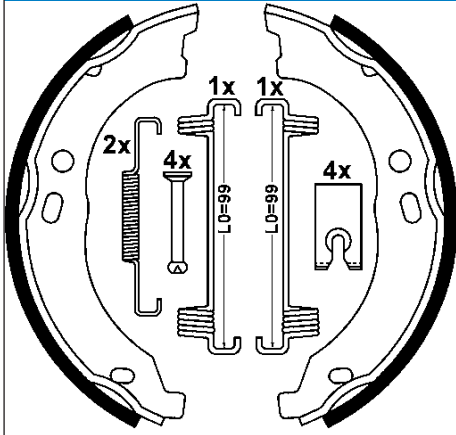
+ Zub

Artikelnummer des empfohlenen Zubehörs: 03.0137-9704.2

MERCEDES-BENZ, VW

03.0137-4004.2

654004



Bremsbackensatz, Feststellbremse

+ Zub

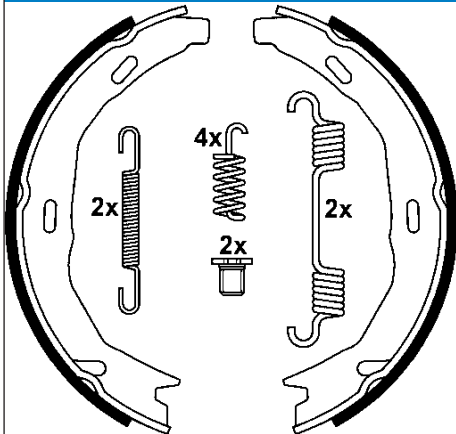
x 42

Ø 172

CITROËN, FIAT, PEUGEOT

03.0137-4005.2

654005



Bremsbackensatz, Feststellbremse

x 25

Ø 164

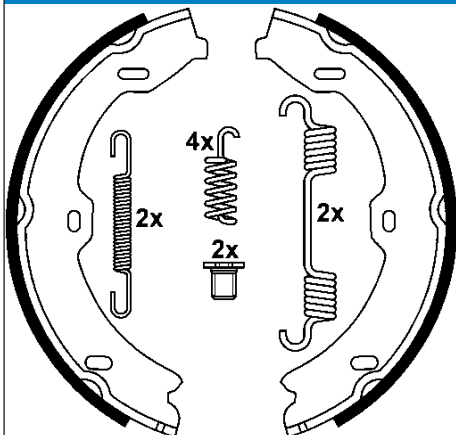
+ Zub

Artikelnummer des empfohlenen Zubehörs: 03.0137-9703.2 / 03.0137-9704.2

MERCEDES-BENZ

03.0137-4006.2

654006



Bremsbackensatz, Feststellbremse

x 25

Ø 180

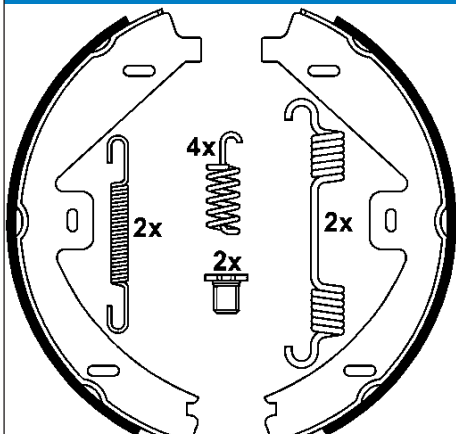
- HEB / + Zub

Artikelnummer des empfohlenen Zubehörs: 03.0137-9703.2

MERCEDES-BENZ

03.0137-4007.2

654007



Bremsbackensatz, Feststellbremse

x 25

Ø 180

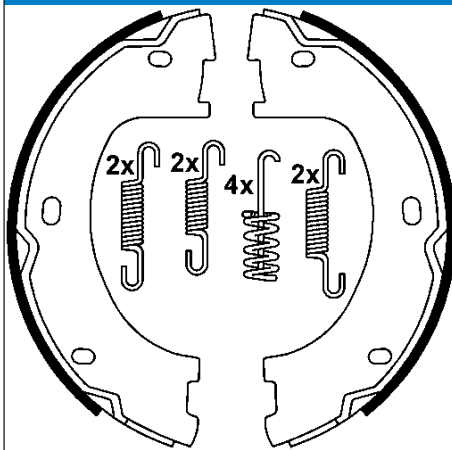
- HEB / + Zub

Artikelnummer des empfohlenen Zubehörs: 03.0137-9703.2 / 03.0137-9704.2

MERCEDES-BENZ

03.0137-4008.2

654008



Bremsbackensatz, Feststellbremse

- HEB / + Zub

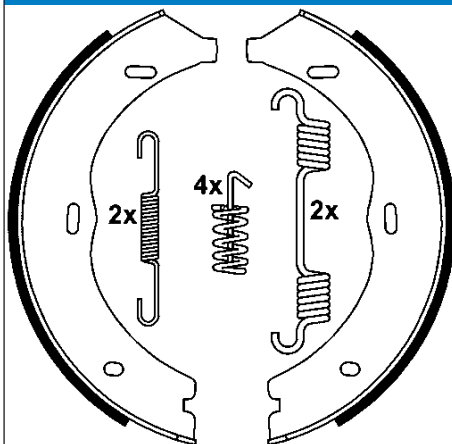
x 42

Ø 172

MERCEDES-BENZ, VW

03.0137-4009.2

654009



Bremsbackensatz, Feststellbremse

x 20

Ø 186

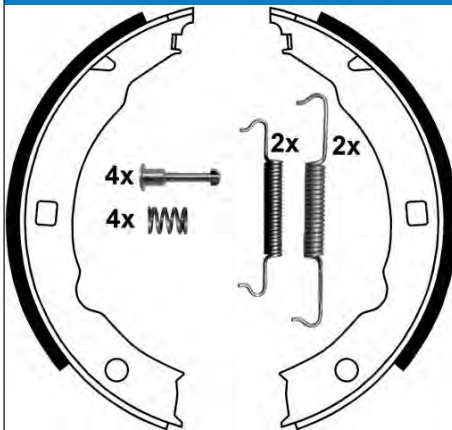
- HEB / + Zub

Artikelnummer des empfohlenen Zubehörs: 03.0137-9703.2 / 03.0137-9704.2

MERCEDES-BENZ

03.0137-4010.2

654010



Bremsbackensatz, Feststellbremse

x 30

Ø 180

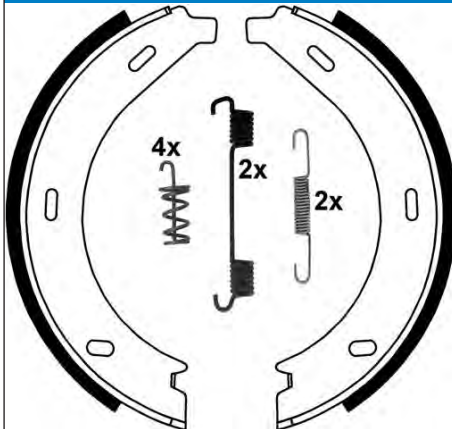
+ Zub

Artikelnummer des empfohlenen Zubehörs: 03.0137-9700.2 / 03.0137-9702.2

PEUGEOT

03.0137-4011.2

654011



Bremsbackensatz, Feststellbremse

x 20

Ø 178

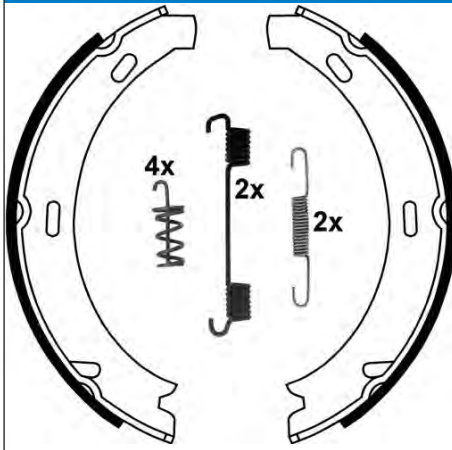
+ Zub

Artikelnummer des empfohlenen Zubehörs: 03.0137-9703.2 / 03.0137-9704.2

MERCEDES-BENZ

03.0137-4012.2

654012



Bremsbackensatz, Feststellbremse

x 25

Ø 164

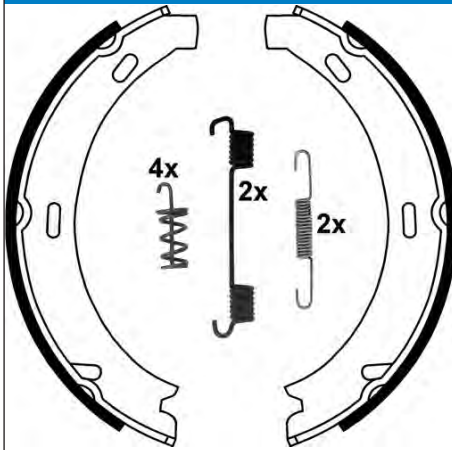
+ Zub

Artikelnummer des empfohlenen Zubehörs: 03.0137-9703.2 / 03.0137-9704.2

MERCEDES-BENZ

03.0137-4013.2

654013



Bremsbackensatz, Feststellbremse

x 20

Ø 164

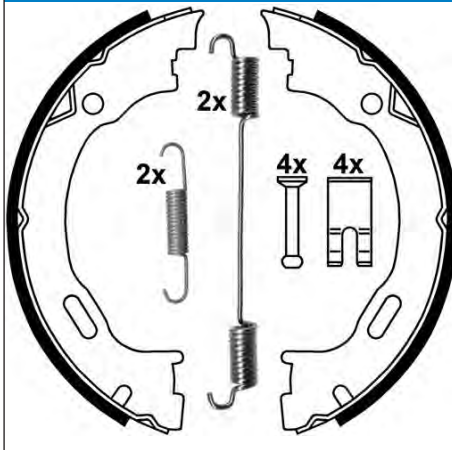
+ Zub

Artikelnummer des empfohlenen Zubehörs: 03.0137-9703.2 / 03.0137-9704.2

CHRYSLER, MERCEDES-BENZ

03.0137-4014.2

654014



Bremsbackensatz, Feststellbremse

+ Zub

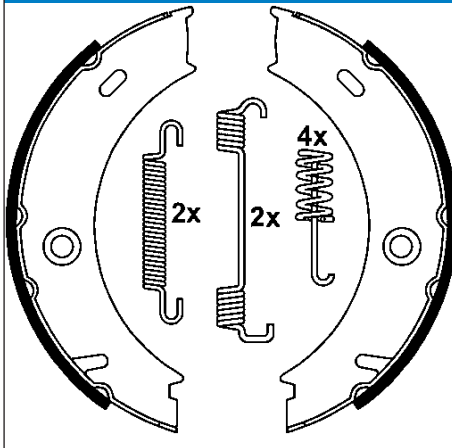
x 31

Ø 183

CHRYSLER, LANCIA, MERCEDES-BENZ

03.0137-4015.2

654015



Bremsbackensatz, Feststellbremse

x 40

Ø 170

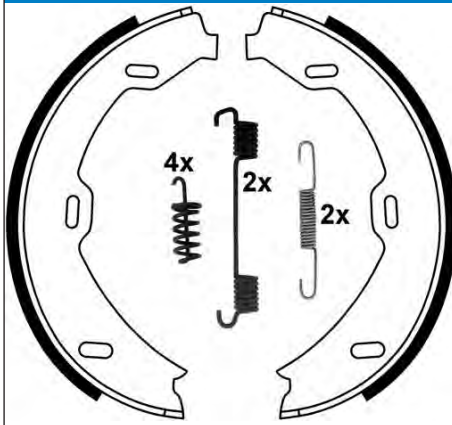
+ Zub

Artikelnummer des empfohlenen Zubehörs: 03.0137-9704.2

MERCEDES-BENZ, VW

03.0137-4016.2

654016



Bremsbackensatz, Feststellbremse

x 25

Ø 180

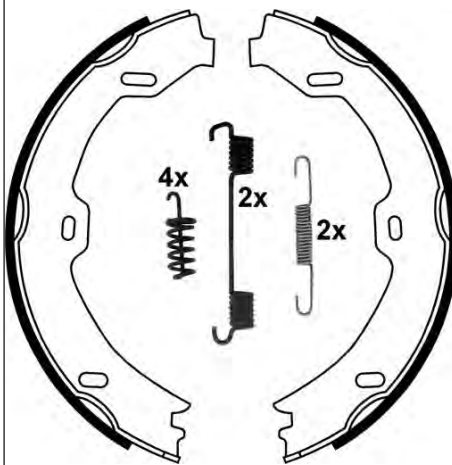
- HEB / + Zub

Artikelnummer des empfohlenen Zubehörs: 03.0137-9703.2 / 03.0137-9704.2

MERCEDES-BENZ

03.0137-4017.2

654017



Bremsbackensatz, Feststellbremse

x 25

Ø 180

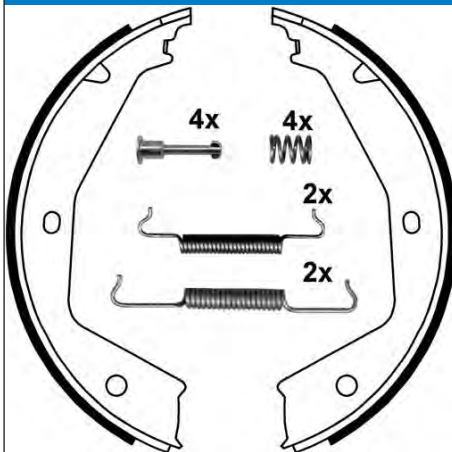
+ Zub

Artikelnummer des empfohlenen Zubehörs: 03.0137-9703.2 / 03.0137-9704.2

MERCEDES-BENZ

03.0137-4018.2

654018



Bremsbackensatz, Feststellbremse

x 30

Ø 180

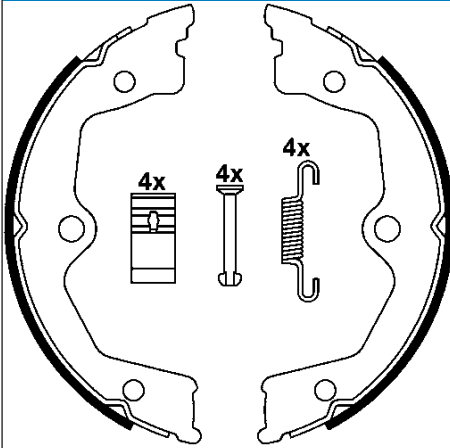
+ Zub

Artikelnummer des empfohlenen Zubehörs: 03.0137-9700.2 / 03.0137-9702.2

CITROËN, FIAT, LANCIA, PEUGEOT

03.0137-4019.2

654019



Bremsbackensatz, Feststellbremse

+ Zub


x 26

Ø 190

HONDA

03.0137-9008.2

669008

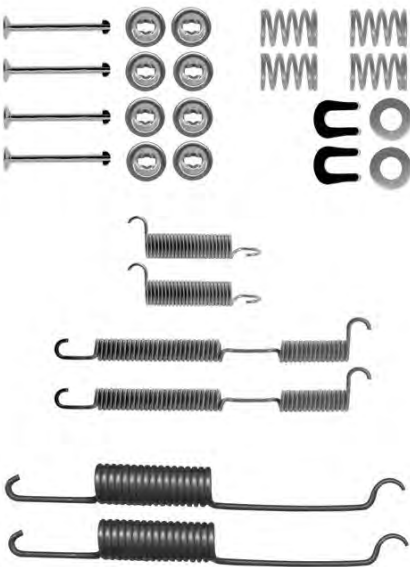


Zubehörsatz, Bremsbacken

AUDI, SEAT, VW

03.0137-9013.2

669013




Zubehörsatz, Bremsbacken

TRW

HYUNDAI, RENAULT

03.0137-9021.2

669021




Zubehörsatz, Bremsbacken

Fiat

FIAT, FSO, SEAT

03.0137-9027.2

669027



Zubehörsatz, Bremsbacken

TRW

RENAULT

03.0137-9044.2

669044




Zubehörsatz, Bremsbacken

VW



03.0137-9053.2

669053



Zubehörsatz, Bremsbacken

TRW

OPEL, VAUXHALL

03.0137-9055.2

669055



Zubehörsatz, Bremsbacken

BDX

CITROËN, PEUGEOT

03.0137-9056.2

669056



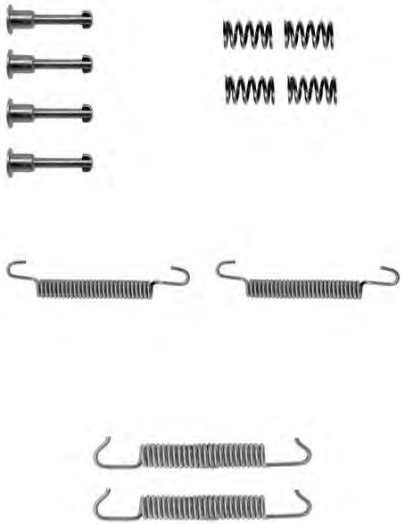
Zubehörsatz, Bremsbacken

TRW

PEUGEOT, RENAULT

03.0137-9062.2

669062



Zubehörsatz, Feststellbremsbacken

BMW

03.0137-9065.2

669065

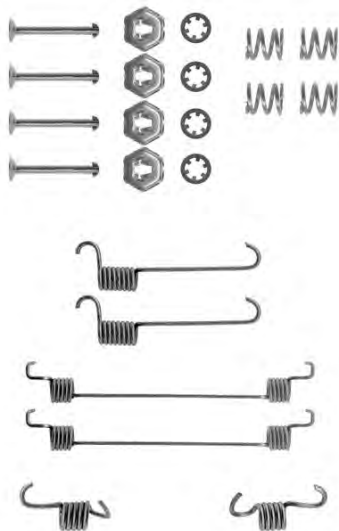


Zubehörsatz, Feststellbremsbacken

VOLVO

03.0137-9079.2

669079



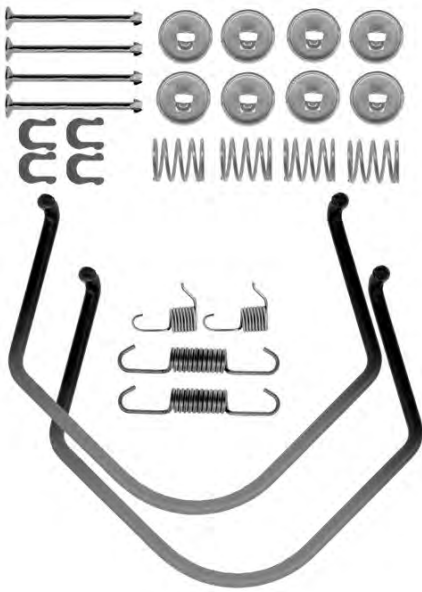
Zubehörsatz, Bremsbacken

CITROËN, PEUGEOT



03.0137-9080.2

669080



Zubehörsatz, Bremsbacken

TOYOTA

03.0137-9081.2

669081

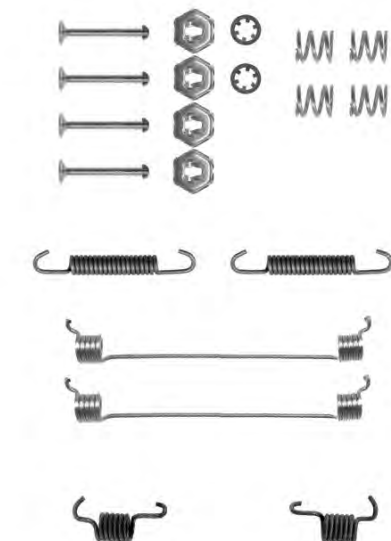


Zubehörsatz, Bremsbacken

ALFA ROMEO, FIAT

03.0137-9086.2

669086




Zubehörsatz, Bremsbacken

BDX

CITROËN, PEUGEOT, RENAULT

03.0137-9088.2

669088




Zubehörsatz, Bremsbacken

BDX

DACIA, FIAT, LANCIA, PEUGEOT, RENAULT

03.0137-9089.2

669089




Zubehörsatz, Bremsbacken

BDX

PEUGEOT

03.0137-9092.2

669092




Zubehörsatz, Feststellbremsbacken

OPEL, VAUXHALL



03.0137-9096.2

669096




Zubehörsatz, Bremsbacken

HONDA

03.0137-9097.2

669097



Zubehörsatz, Bremsbacken

HONDA

03.0137-9105.2

669105



Zubehörsatz, Bremsbacken

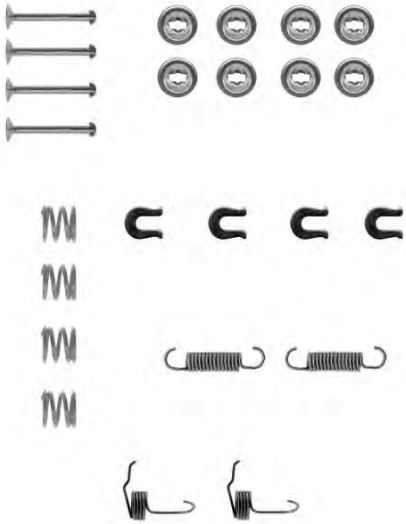
MITSUBISHI

03.0137-9107.2

669107

Zubehörsatz, Bremsbacken

PROTON




03.0137-9112.2

669112

Zubehörsatz, Bremsbacken

NISSAN




03.0137-9113.2

669113


Zubehörsatz, Bremsbacken

KIA



03.0137-9114.2

669114




Zubehörsatz, Bremsbacken

TOYOTA

03.0137-9117.2

669117




Zubehörsatz, Bremsbacken

LADA

03.0137-9118.2

669118



Zubehörsatz, Bremsbacken

LADA

03.0137-9120.2

669120




Zubehörsatz, Bremsbacken

FORD

03.0137-9121.2

669121

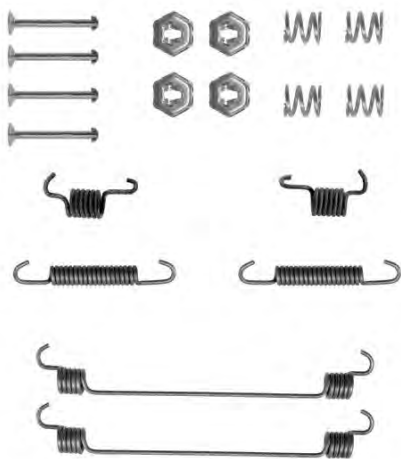


Zubehörsatz, Bremsbacken

FORD

03.0137-9125.2

669125



Zubehörsatz, Bremsbacken

BDX

ALFA ROMEO, FIAT, RENAULT




03.0137-9126.2

669126

Zubehörsatz, Bremsbacken

DAIHATSU




03.0137-9127.2

669127

Zubehörsatz, Bremsbacken

SUZUKI




03.0137-9128.2

669128

Zubehörsatz, Bremsbacken

SUZUKI

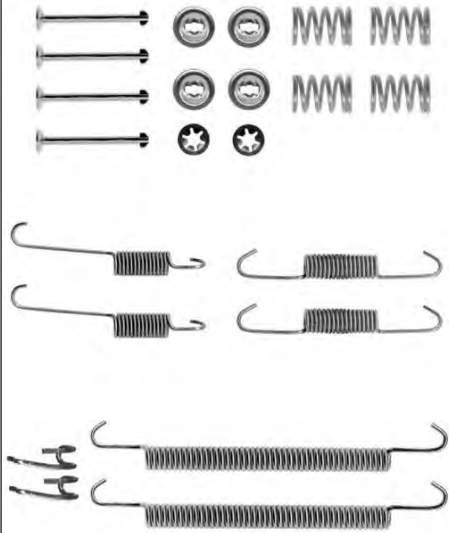


03.0137-9147.2

669147

Zubehörsatz, Bremsbacken

BMW



03.0137-9148.2

669148

Zubehörsatz, Feststellbremsbacken

BMW




03.0137-9149.2

669149

Zubehörsatz, Bremsbacken

SEAT, SKODA, VW



03.0137-9151.2

669151



Zubehörsatz, Bremsbacken

VW

03.0137-9153.2

669153



Zubehörsatz, Bremsbacken

FORD

03.0137-9155.2

669155




Zubehörsatz, Bremsbacken

MITSUBISHI

03.0137-9156.2

669156




Zubehörsatz, Bremsbacken

VW

03.0137-9158.2

669158



Zubehörsatz, Bremsbacken

TRW

CITROËN, DACIA, PEUGEOT, RENAULT

03.0137-9159.2

669159




Zubehörsatz, Bremsbacken

VW



03.0137-9164.2

669164




Zubehörsatz, Bremsbacken

SEAT, VW

03.0137-9165.2

669165

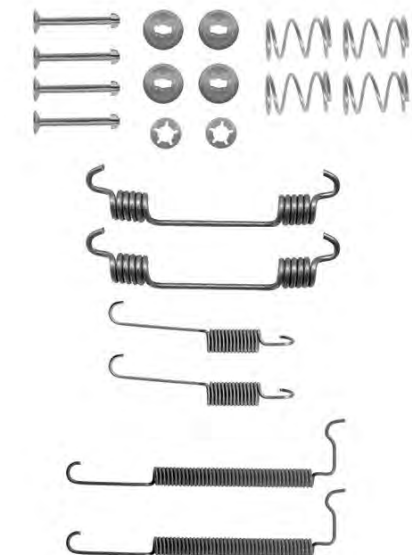


Zubehörsatz, Bremsbacken

NISSAN

03.0137-9166.2

669166

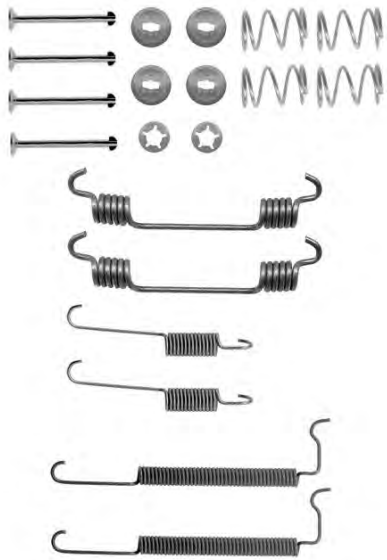


Zubehörsatz, Bremsbacken

CHEVROLET, OPEL, VAUXHALL

03.0137-9167.2

669167




Zubehörsatz, Bremsbacken

CHEVROLET, DAEWOO, OPEL, VAUXHALL

03.0137-9168.2

669168




Zubehörsatz, Bremsbacken

VW

AUDI, SEAT, SKODA, VW

03.0137-9169.2

669169




Zubehörsatz, Bremsbacken

FORD, NISSAN

03.0137-9175.2

669175




Zubehörsatz, Bremsbacken

TRW

CITROËN, PEUGEOT

03.0137-9176.2

669176




Zubehörsatz, Feststellbremsbacken

VOLVO

03.0137-9177.2

669177



Zubehörsatz, Bremsbacken

FORD

03.0137-9179.2

669179



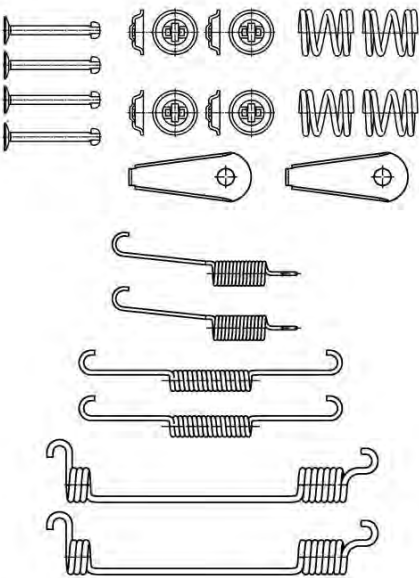
Zubehörsatz, Bremsbacken

AP

FIAT, FORD, LANCIA, MAZDA

03.0137-9180.2

669180




Zubehörsatz, Bremsbacken

NISSAN

03.0137-9182.2

669182



Zubehörsatz, Bremsbacken


MAZDA

03.0137-9184.2

669184

Zubehörsatz, Bremsbacken

FORD



03.0137-9188.2

669188

Zubehörsatz, Bremsbacken

BDX

CITROËN




03.0137-9190.2

669190

Zubehörsatz, Bremsbacken

HONDA, SUZUKI



03.0137-9192.2


669192



Zubehörsatz, Bremsbacken

AKE

MITSUBISHI, SUBARU



03.0137-9193.2

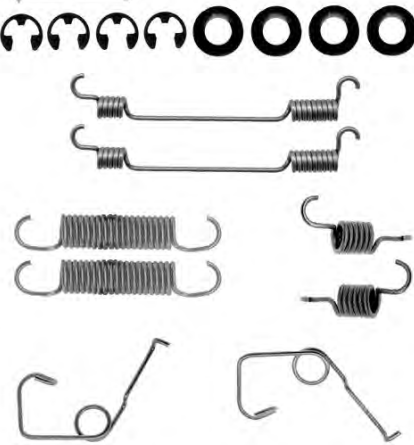
669193



Zubehörsatz, Bremsbacken

Ø 254

FORD



03.0137-9194.2

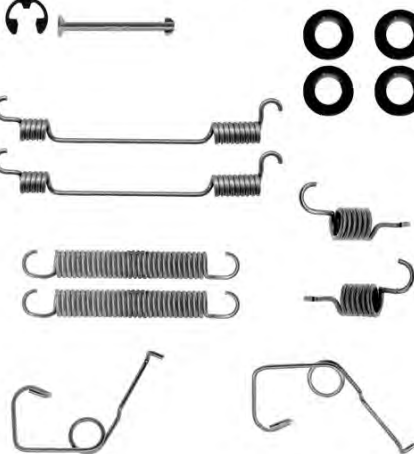
669194



Zubehörsatz, Bremsbacken

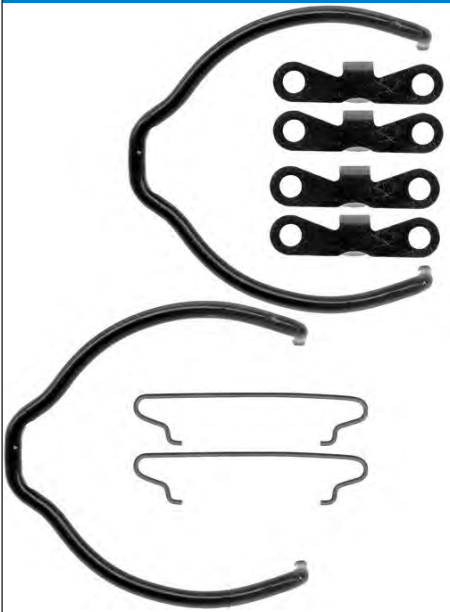
Ø 280

FORD



03.0137-9199.2

669199



Zubehörsatz, Feststellbremsbacken

VOLVO

03.0137-9205.2

669205




Zubehörsatz, Bremsbacken

AP

ROVER

03.0137-9206.2

669206



Zubehörsatz, Bremsbacken

TRW


RENAULT

03.0137-9208.2

669208

Zubehörsatz, Bremsbacken

CITROËN, FIAT, LANCIA, PEUGEOT



03.0137-9211.2

669211

Zubehörsatz, Bremsbacken

BDX

OPEL, RENAULT, VAUXHALL

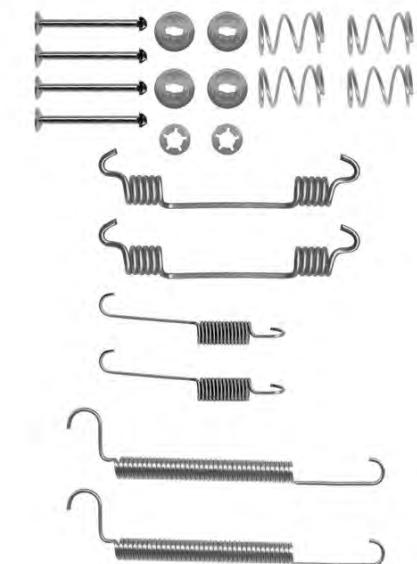


03.0137-9215.2

669215

Zubehörsatz, Bremsbacken

OPEL, VAUXHALL



03.0137-9216.2


669216



Zubehörsatz, Bremsbacken

TRW

OPEL, RENAULT, VAUXHALL



03.0137-9217.2


669217



Zubehörsatz, Bremsbacken

TRW

FORD, MAZDA



03.0137-9219.2


669219



Zubehörsatz, Bremsbacken


TRW

CITROËN, FIAT, PEUGEOT



03.0137-9220.2

669220




Zubehörsatz, Bremsbacken

TRW

CITROËN, PEUGEOT, RENAULT

03.0137-9221.2

669221

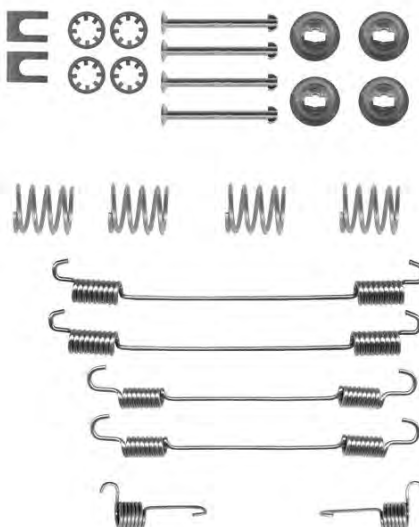


Zubehörsatz, Bremsbacken

HONDA, ROVER

03.0137-9228.2

669228



Zubehörsatz, Bremsbacken

BDX

CITROËN, DACIA, DS, MERCEDES-BENZ, NISSAN, PEUGEOT, RENAULT

03.0137-9232.2

669232



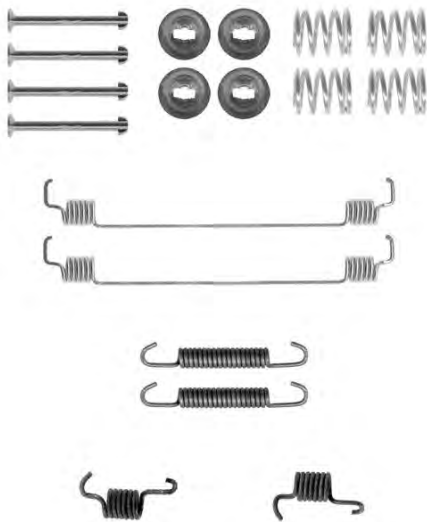
Zubehörsatz, Bremsbacken

TRW

MERCEDES-BENZ

03.0137-9233.2

669233




Zubehörsatz, Bremsbacken

NISSAN, RENAULT

03.0137-9234.2

669234




Zubehörsatz, Bremsbacken

FIAT

03.0137-9235.2

669235




Zubehörsatz, Bremsbacken

FORD

03.0137-9236.2

669236

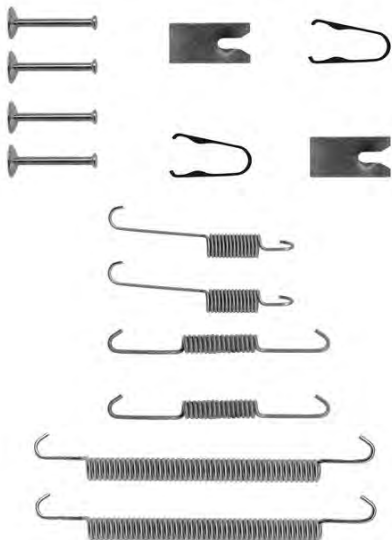


Zubehörsatz, Bremsbacken

TOYOTA

03.0137-9237.2

669237




Zubehörsatz, Bremsbacken

TOYOTA



03.0137-9239.2

669239

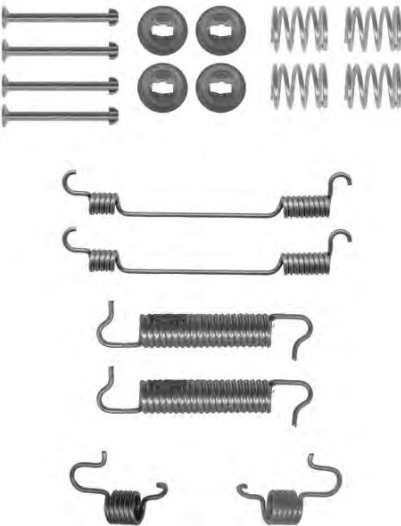


Zubehörsatz, Bremsbacken

MAZDA

03.0137-9240.2

669240




Zubehörsatz, Bremsbacken

OPEL, RENAULT, VAUXHALL

03.0137-9241.2

669241



Zubehörsatz, Bremsbacken

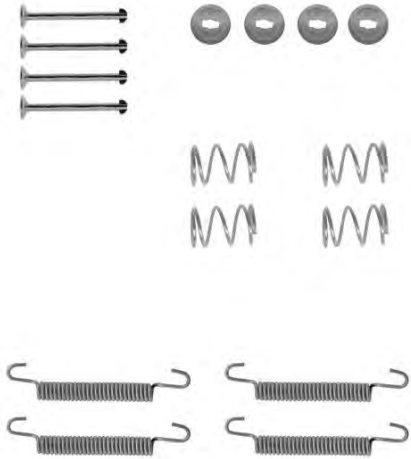
KIA

03.0137-9242.2

669242

Zubehörsatz, Feststellbremsbacken

OPEL, VAUXHALL




03.0137-9243.2

669243

Zubehörsatz, Feststellbremsbacken

CHEVROLET, OPEL, SAAB, VAUXHALL




03.0137-9244.2

669244

Zubehörsatz, Bremsbacken


AP

FIAT



03.0137-9245.2

669245




Zubehörsatz, Bremsbacken

OPEL, VAUXHALL

03.0137-9247.2

669247



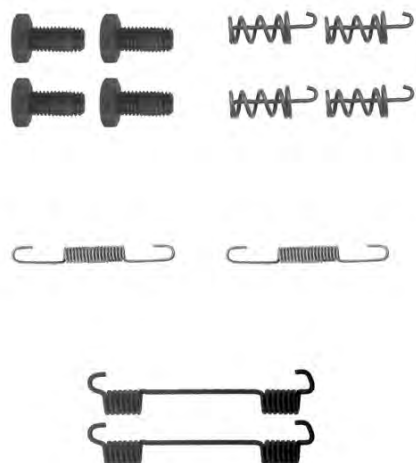
Zubehörsatz, Bremsbacken

AP

FIAT, FORD

03.0137-9248.2

669248



Zubehörsatz, Feststellbremsbacken

MERCEDES-BENZ

03.0137-9249.2

669249




Zubehörsatz, Feststellbremsbacken

CITROËN, FIAT, LANCIA, PEUGEOT

03.0137-9251.2

669251




Zubehörsatz, Bremsbacken

FORD

03.0137-9252.2

669252



Zubehörsatz, Bremsbacken

HONDA

03.0137-9255.2

669255

Zubehörsatz, Feststellbremsbacken

MERCEDES-BENZ, VW




03.0137-9256.2

669256

Zubehörsatz, Feststellbremsbacken

MERCEDES-BENZ, VW

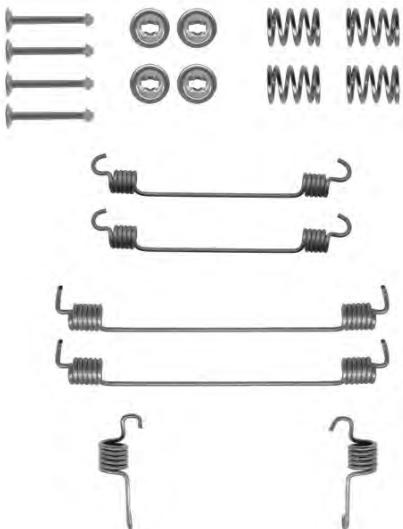


03.0137-9257.2

669257

Zubehörsatz, Bremsbacken

MITSUBISHI



03.0137-9259.2

669259

Zubehörsatz, Bremsbacken

FORD, MAZDA

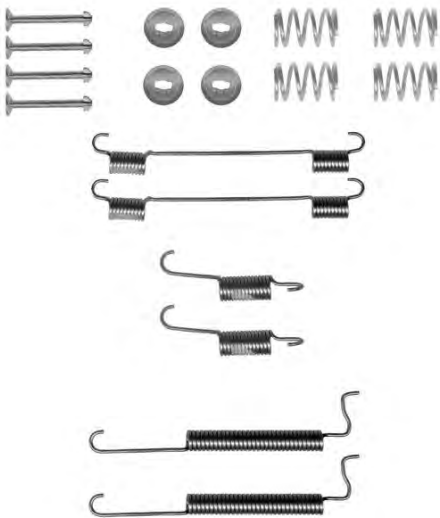


03.0137-9260.2

669260

Zubehörsatz, Bremsbacken

CHEVROLET, DAEWOO




03.0137-9261.2

669261


Zubehörsatz, Bremsbacken

FIAT



03.0137-9262.2

669262

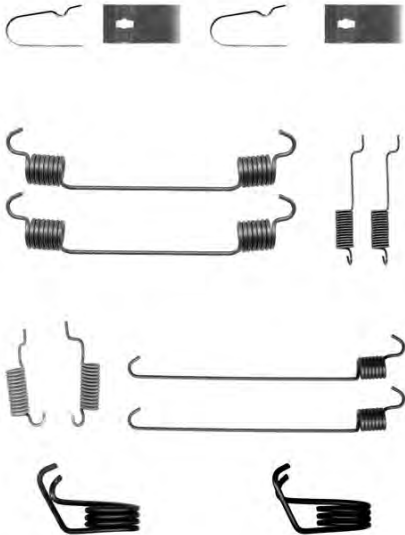


Zubehörsatz, Bremsbacken

FORD, MAZDA

03.0137-9263.2

669263

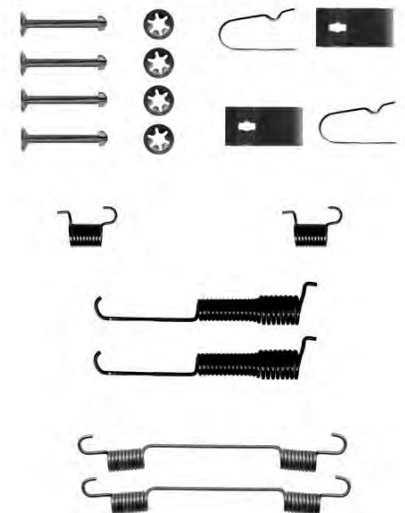


Zubehörsatz, Bremsbacken

MAZDA

03.0137-9264.2

669264



Zubehörsatz, Bremsbacken

SUZUKI

03.0137-9265.2

669265




Zubehörsatz, Feststellbremsbacken

BMW

03.0137-9266.2

669266




Zubehörsatz, Bremsbacken

MAZDA

03.0137-9267.2

669267



Zubehörsatz, Bremsbacken

TRW

CITROËN, PEUGEOT




03.0137-9268.2

669268

Zubehörsatz, Bremsbacken

FORD, NISSAN



03.0137-9269.2

669269

Zubehörsatz, Feststellbremsbacken

CHRYSLER, MERCEDES-BENZ



03.0137-9270.2

669270


Zubehörsatz, Bremsbacken

HYUNDAI



03.0137-9271.2

669271




Zubehörsatz, Bremsbacken

DAIHATSU, SUBARU, SUZUKI

03.0137-9272.2

669272



Zubehörsatz, Feststellbremsbacken

LEXUS, TOYOTA

03.0137-9273.2

669273





Zubehörsatz, Bremsbacken

NISSAN

03.0137-9274.2

669274



Zubehörsatz, Bremsbacken

BOS

DACIA, LANCIA, NISSAN, RENAULT

03.0137-9275.2

669275




Zubehörsatz, Feststellbremsbacken

MITSUBISHI

03.0137-9276.2

669276



Zubehörsatz, Bremsbacken

HYUNDAI

03.0137-9277.2

669277



Zubehörsatz, Bremsbacken

HYUNDAI

03.0137-9278.2

669278




Zubehörsatz, Bremsbacken

PEUGEOT, RENAULT

03.0137-9279.2

669279




Zubehörsatz, Bremsbacken

FORD

03.0137-9280.2

669280

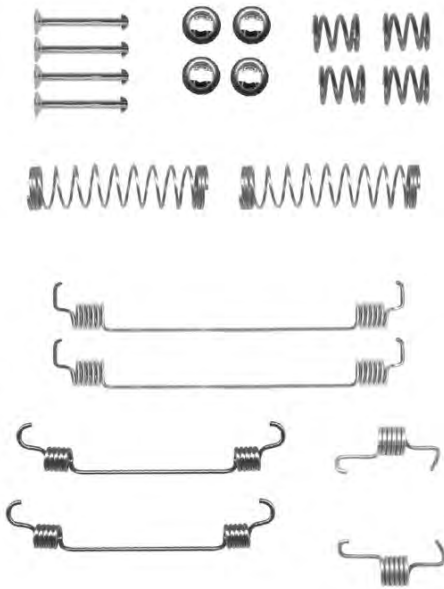


Zubehörsatz, Bremsbacken

DAIHATSU, NISSAN, RENAULT, TOYOTA

03.0137-9281.2

669281

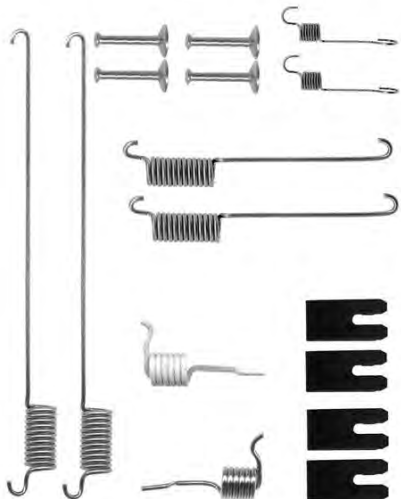


Zubehörsatz, Bremsbacken

CITROËN, DS, PEUGEOT

03.0137-9282.2

669282



Zubehörsatz, Bremsbacken

LAND ROVER

03.0137-9283.2

669283

Zubehörsatz, Feststellbremsbacken

VOLVO

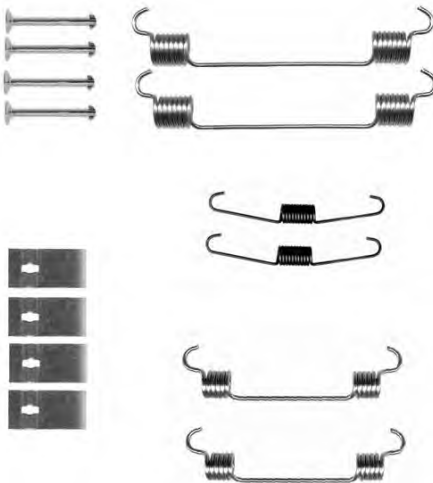


03.0137-9284.2

669284

Zubehörsatz, Bremsbacken

HONDA




03.0137-9285.2

669285

Zubehörsatz, Bremsbacken

AP

CITROËN, FIAT, PEUGEOT, PIAGGIO



03.0137-9286.2

669286

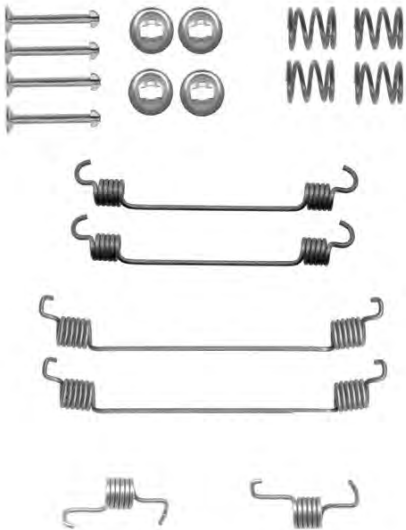


Zubehörsatz, Bremsbacken

OPEL, VAUXHALL

03.0137-9287.2

669287




Zubehörsatz, Bremsbacken

BOS

CITROËN, OPEL, PEUGEOT, SUBARU, SUZUKI, TOYOTA, VAUXHALL

03.0137-9288.2

669288



Zubehörsatz, Feststellbremsbacken


AUDI, BMW, LAND ROVER, MERCEDES-BENZ, PORSCHE, VW

03.0137-9289.2

669289

Zubehörsatz, Bremsbacken

SUZUKI




03.0137-9290.2

669290

Zubehörsatz, Bremsbacken

NISSAN



03.0137-9291.2

669291


Zubehörsatz, Bremsbacken

MITSUBISHI, TOYOTA



03.0137-9292.2

669292




Zubehörsatz, Bremsbacken

HYUNDAI

03.0137-9293.2

669293




Zubehörsatz, Feststellbremsbacken

NISSAN

03.0137-9294.2

669294




Zubehörsatz, Feststellbremsbacken

TOYOTA

03.0137-9296.2

669296




Zubehörsatz, Bremsbacken

FIAT, LANCIA, OPEL, VAUXHALL

03.0137-9297.2

669297



Zubehörsatz, Feststellbremsbacken

MERCEDES-BENZ

03.0137-9300.2

669300



Zubehörsatz, Bremsbacken

OPEL, SUBARU, SUZUKI, VAUXHALL



03.0137-9301.2

669301

Zubehörsatz, Bremsbacken

TRW

TOYOTA




03.0137-9303.2

669303

Zubehörsatz, Bremsbacken

BOS

FIAT, FORD




03.0137-9304.2

669304


Zubehörsatz, Bremsbacken

FORD



03.0137-9307.2

669307




Zubehörsatz, Feststellbremsbacken

CITROËN, JEEP, LANCIA, MITSUBISHI, PEUGEOT, SUBARU

03.0137-9308.2

669308




Zubehörsatz, Bremsbacken

+ AUT

SMART

03.0137-9309.2

669309



Zubehörsatz, Bremsbacken

AP

AUDI, CITROËN, FIAT, LANCIA, OPEL, PEUGEOT, RENAULT, SEAT, SKODA, SMART, VAUXHALL, VW



03.0137-9310.2

669310




Zubehörsatz, Bremsbacken

AP

CHRYSLER, CITROËN, FIAT, LANCIA, OPEL, PEUGEOT, PIAGGIO, VAUXHALL

03.0137-9312.2

669312

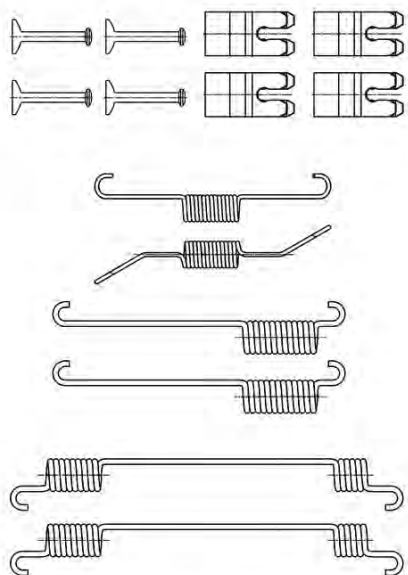


Zubehörsatz, Bremsbacken

DACIA, RENAULT

03.0137-9313.2

669313

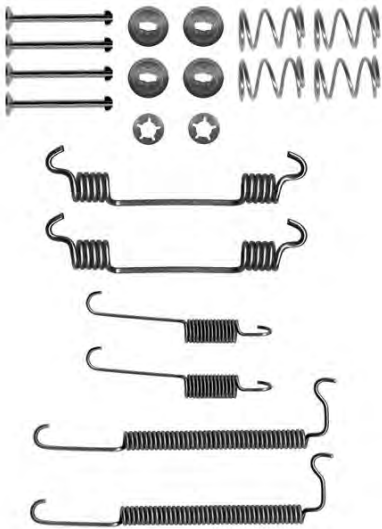


Zubehörsatz, Bremsbacken

FORD

03.0137-9314.2

669314

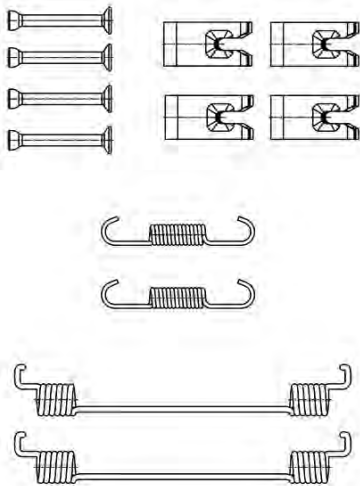


Zubehörsatz, Bremsbacken

CHEVROLET, OPEL, VAUXHALL

03.0137-9317.2

669317

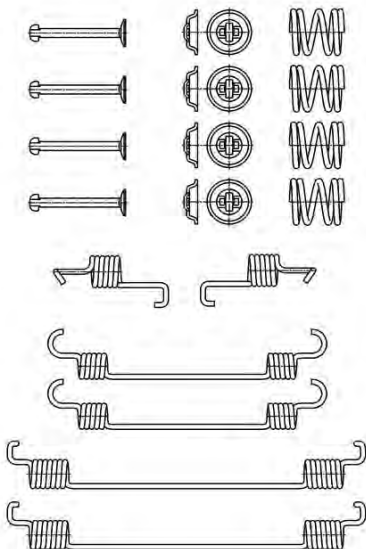


Zubehörsatz, Bremsbacken

FORD, RENAULT, SEAT, SKODA, SMART, VW

03.0137-9319.2

669319



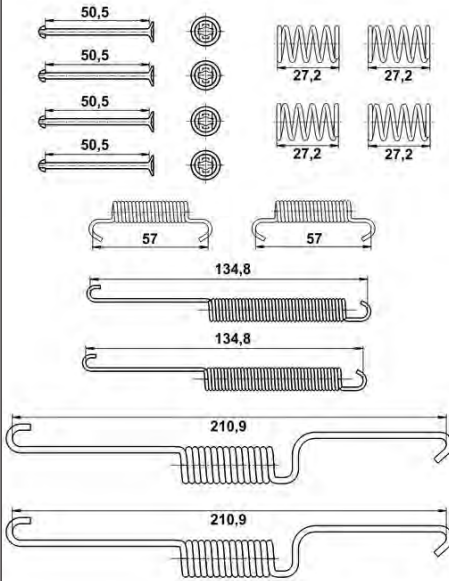
Zubehörsatz, Bremsbacken

BOS

FIAT, SUZUKI

03.0137-9320.2

669320

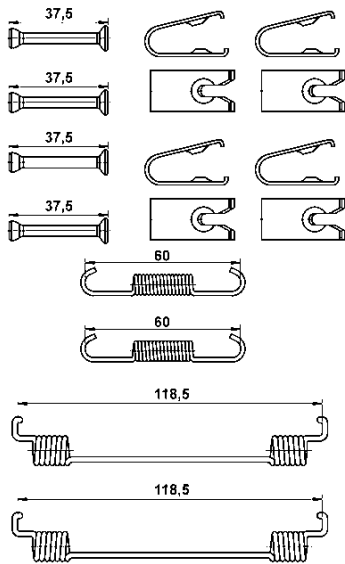


Zubehörsatz, Bremsbacken

VW

03.0137-9321.2

669321

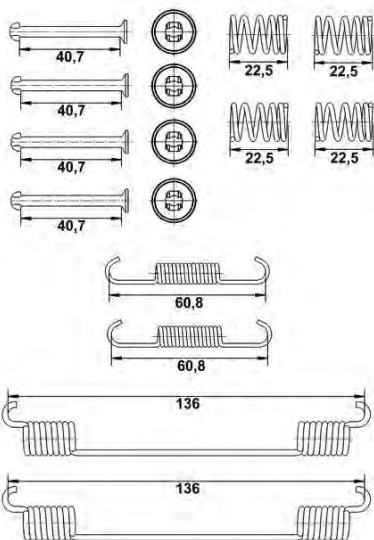


Zubehörsatz, Bremsbacken

FIAT, LADA, TOYOTA

03.0137-9322.2

669322



Zubehörsatz, Bremsbacken

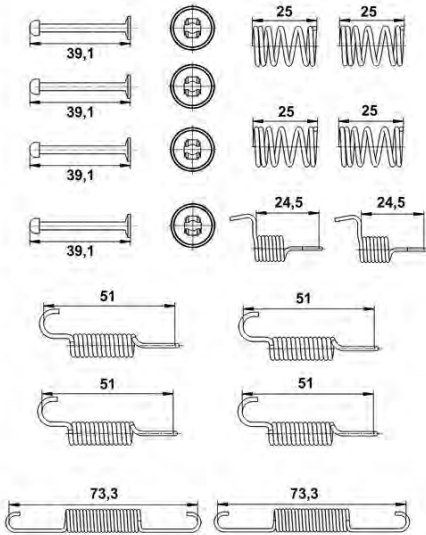
FORD

03.0137-9323.2

669323

Zubehörsatz, Feststellbremsbacken

CHEVROLET, DAEWOO

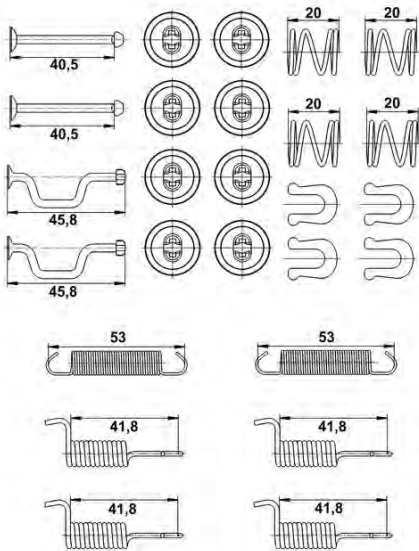


03.0137-9324.2

669324

Zubehörsatz, Feststellbremsbacken

LEXUS, TOYOTA

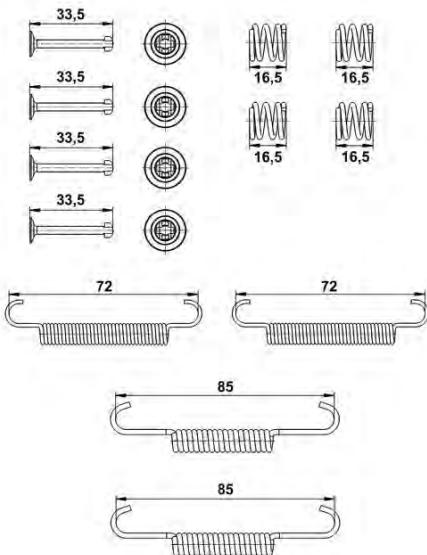


03.0137-9325.2

669325

Zubehörsatz, Feststellbremsbacken

HYUNDAI, KIA

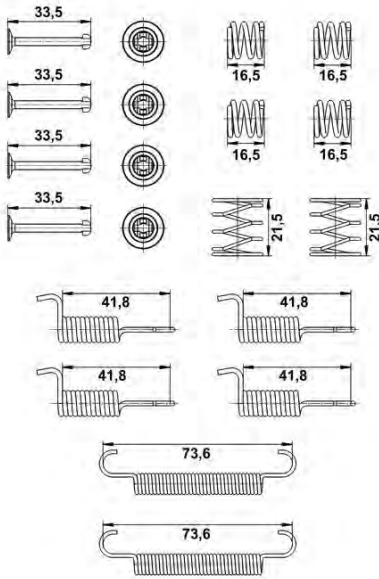


03.0137-9326.2

669326

Zubehörsatz, Feststellbremsbacken

HYUNDAI, KIA

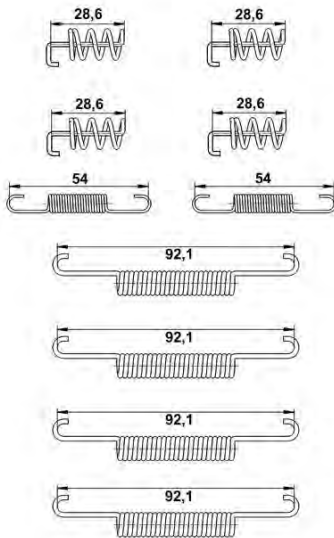


03.0137-9327.2

669327

Zubehörsatz, Feststellbremsbacken

VOLVO

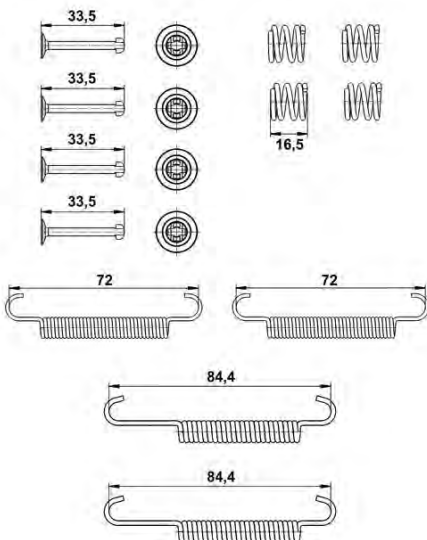


03.0137-9328.2

669328

Zubehörsatz, Feststellbremsbacken

KIA

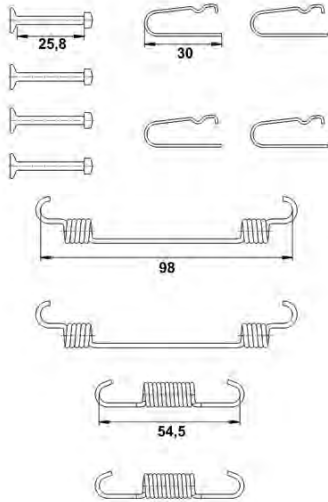


03.0137-9329.2

669329

Zubehörsatz, Feststellbremsbacken

HYUNDAI, KIA

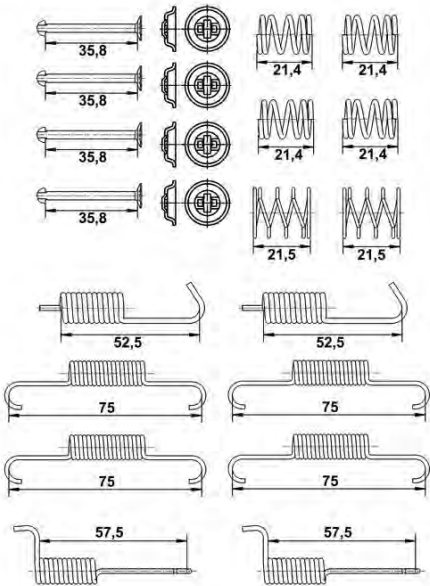


03.0137-9330.2

669330

Zubehörsatz, Feststellbremsbacken

HYUNDAI, KIA

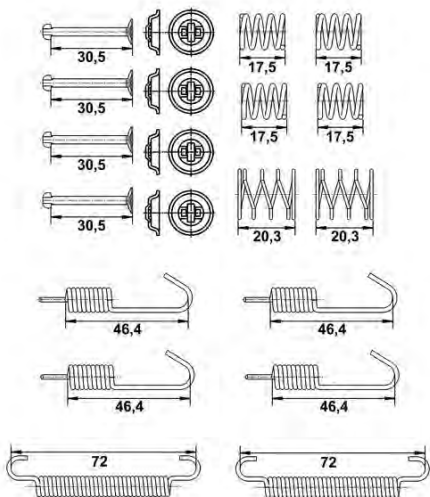


03.0137-9331.2

669331

Zubehörsatz, Feststellbremsbacken

HYUNDAI, KIA

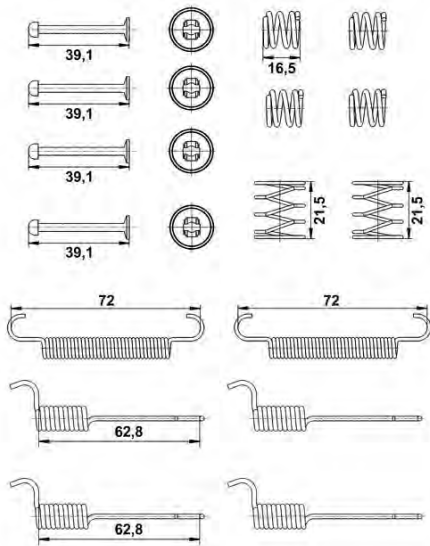


03.0137-9333.2

669333

Zubehörsatz, Feststellbremsbacken

HYUNDAI, KIA

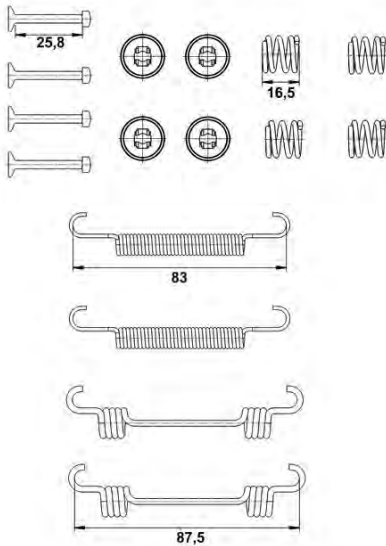


03.0137-9334.2

669334

Zubehörsatz, Feststellbremsbacken

HYUNDAI, KIA

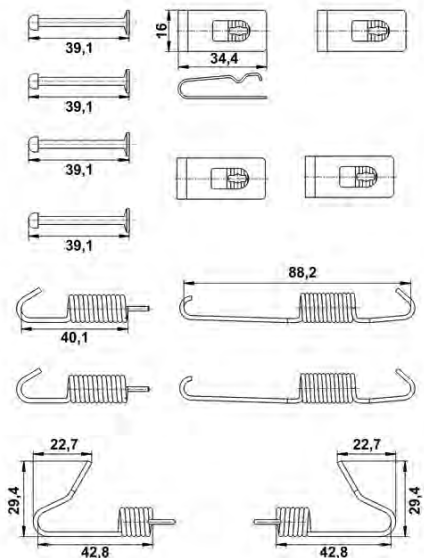


03.0137-9335.2

669335

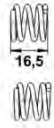
Zubehörsatz, Feststellbremsbacken

NISSAN, RENAULT, TOYOTA



03.0137-9336.2

669336

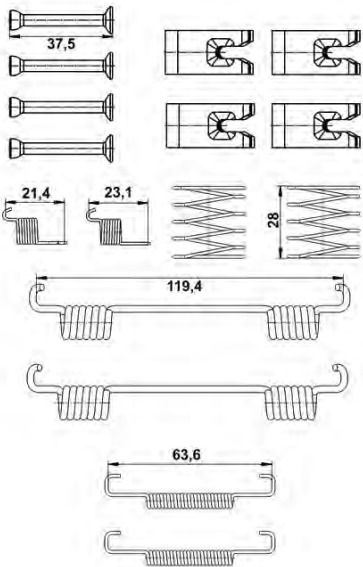


Zubehörsatz, Feststellbremsbacken

TOYOTA

03.0137-9337.2

669337

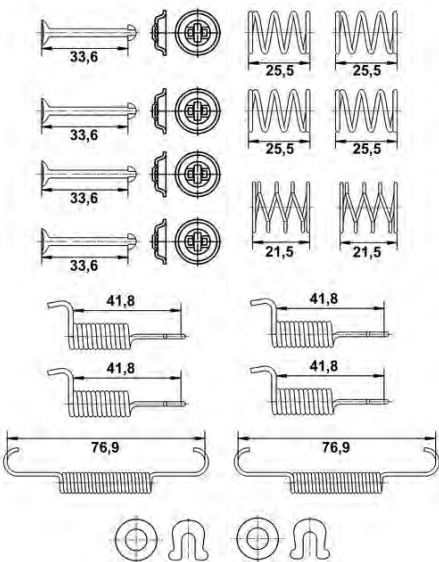


Zubehörsatz, Feststellbremsbacken

LAND ROVER

03.0137-9338.2

669338



Zubehörsatz, Feststellbremsbacken

SUBARU

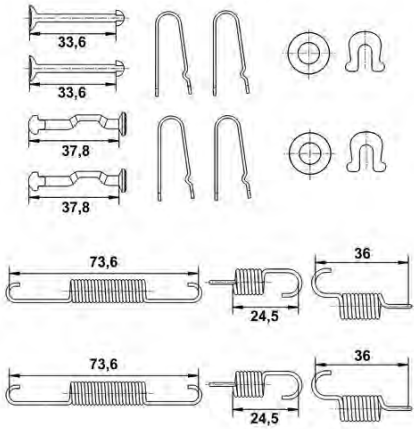


03.0137-9339.2

669339

Zubehörsatz, Feststellbremsbacken

SUBARU

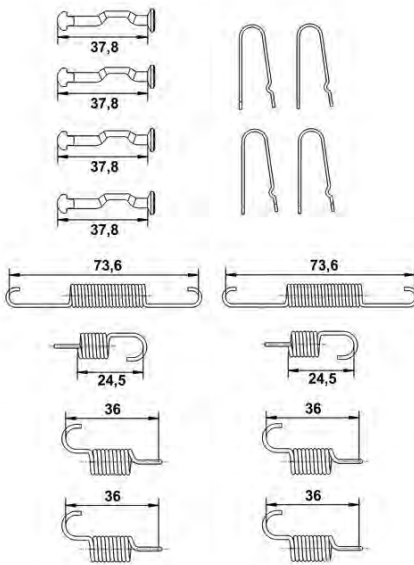


03.0137-9340.2

669340

Zubehörsatz, Feststellbremsbacken

HONDA

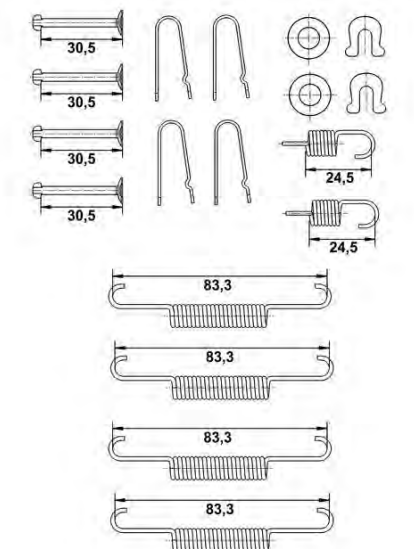


03.0137-9341.2

669341

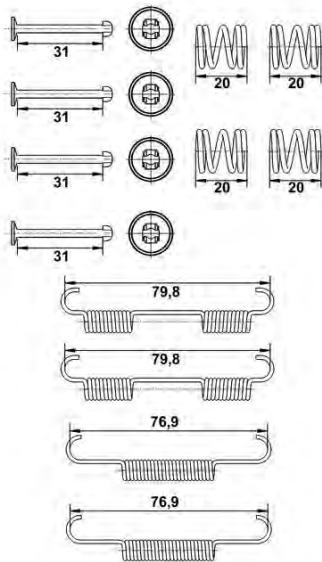
Zubehörsatz, Feststellbremsbacken

HONDA



03.0137-9342.2

669342

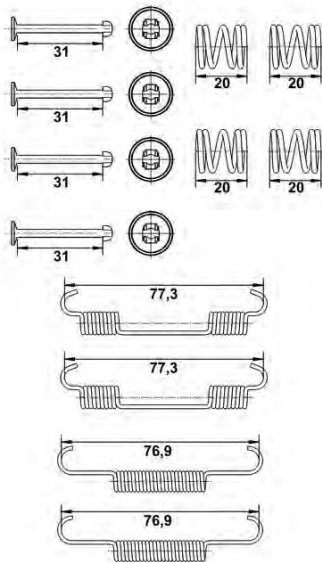


Zubehörsatz, Feststellbremsbacken

MERCEDES-BENZ, NISSAN

03.0137-9343.2

669343

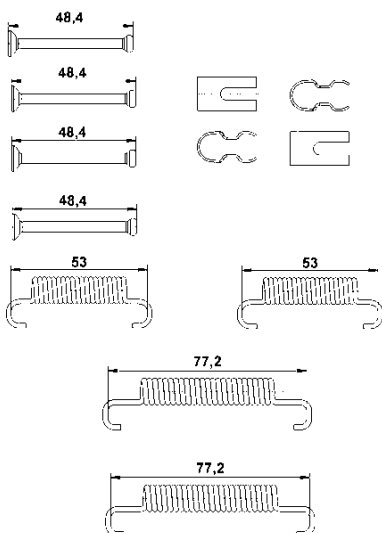


Zubehörsatz, Feststellbremsbacken

INFINITI, NISSAN

03.0137-9344.2

669344



Zubehörsatz, Feststellbremsbacken

IVECO

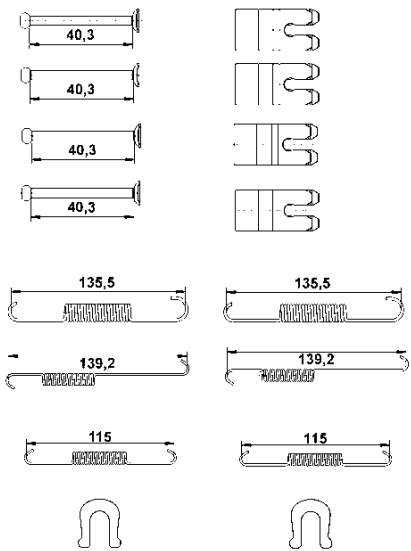


03.0137-9345.2

669345

Zubehörsatz, Bremsbacken

TOYOTA

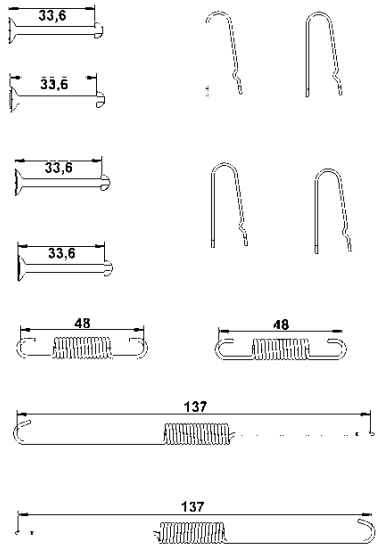


03.0137-9346.2

669346

Zubehörsatz, Bremsbacken

FIAT, MITSUBISHI

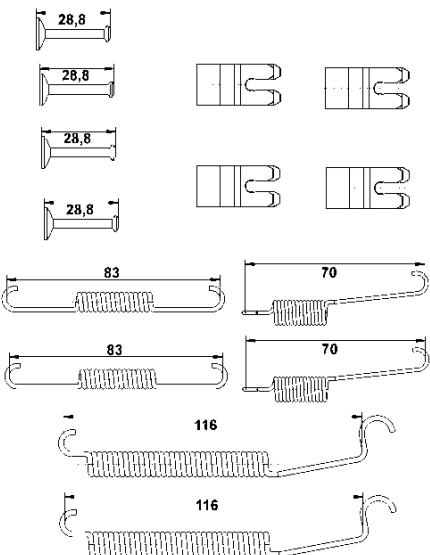


03.0137-9347.2

669347

Zubehörsatz, Bremsbacken

MITSUBISHI, SMART

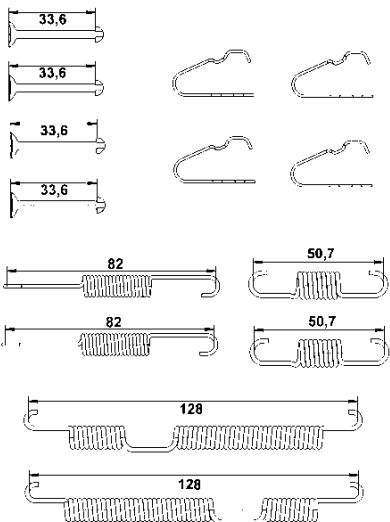


03.0137-9348.2

669348

Zubehörsatz, Feststellbremsbacken

HYUNDAI, KIA

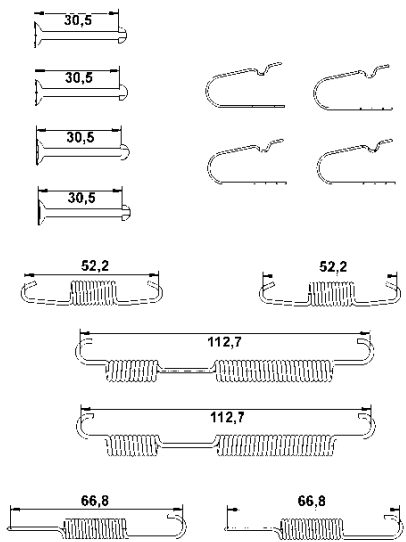


03.0137-9349.2

669349

Zubehörsatz, Feststellbremsbacken

KIA

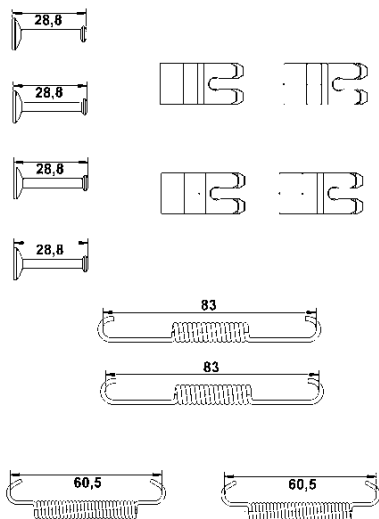


03.0137-9350.2

669350

Zubehörsatz, Feststellbremsbacken

LAND ROVER

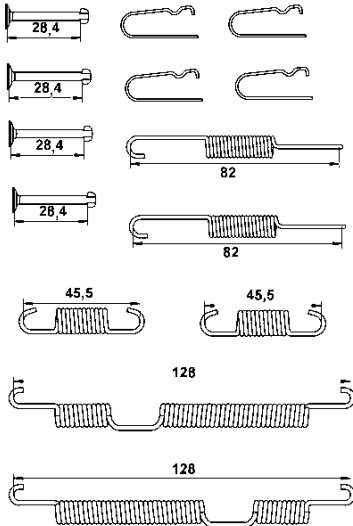


03.0137-9351.2

669351

Zubehörsatz, Bremsbacken

HYUNDAI, KIA

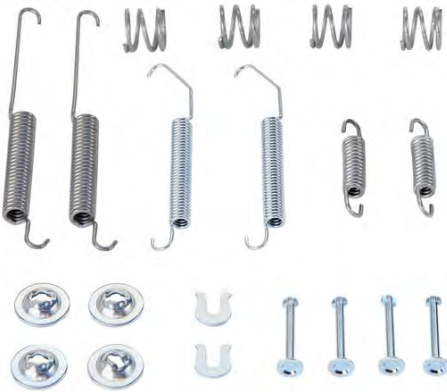


03.0137-9352.2

669352

Zubehörsatz, Feststellbremsbacken

CITROËN, MITSUBISHI, NISSAN, PEUGEOT

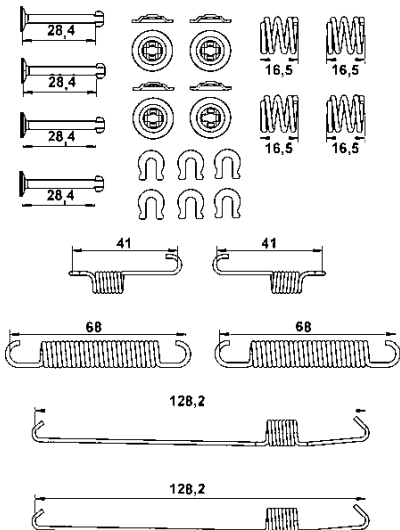


03.0137-9353.2

669353

Zubehörsatz, Bremsbacken

DAIHATSU, SUBARU

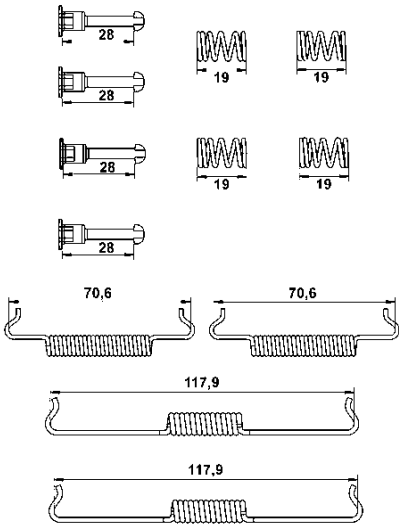


03.0137-9354.2

669354

Zubehörsatz, Feststellbremsbacken

PORSCHE, VW



03.0137-9700.2

669700

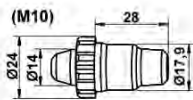
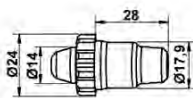
Zubehörsatz, Feststellbremsbacken

Ø1 24

Ø2 17,9

für Artikelnummer: 03.0137-0150.2 / 03.0137-0305.2 / 03.0137-0379.2 / 03.0137-0419.2 / 03.0137-0451.2 / 03.0137-3054.2 / 03.0137-4010.2 / 03.0137-4018.2

AUDI, BMW, CITROËN, FIAT, JAGUAR, LANCIA, MERCEDES-BENZ, PEUGEOT, PORSCHE, VW



03.0137-9701.2

669701

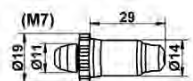
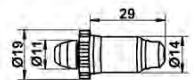
Zubehörsatz, Feststellbremsbacken

Ø1 19

Ø2 14

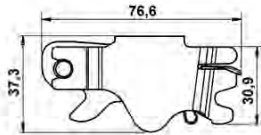
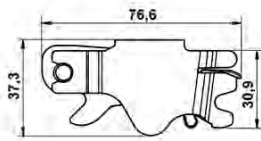
für Artikelnummer: 03.0137-0379.2 / 03.0137-0408.2 / 03.0137-0409.2

BMW, FORD, MG, PEUGEOT, ROVER



03.0137-9702.2

669702



Zubehörsatz, Feststellbremsbacken


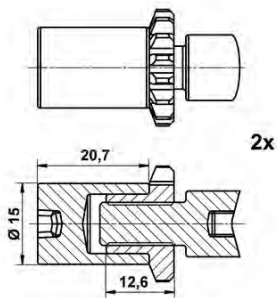
für Artikelnummer: 03.0137-0305.2 / 03.0137-0379.2 / 03.0137-0408.2 / 03.0137-0419.2 / 03.0137-0451.2 / 03.0137-4010.2 / 03.0137-4018.2

x 37,3

AUDI, BMW, CITROËN, FIAT, MG, PEUGEOT, PORSCHE, ROVER, VW

03.0137-9703.2

669703



Zubehörsatz, Feststellbremsbacken

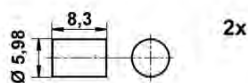
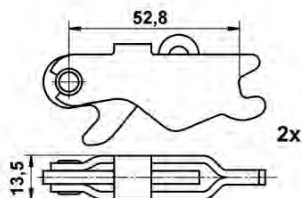
Ø 15

für Artikelnummer: 03.0137-0170.2 / 03.0137-0244.2 / 03.0137-4005.2 / 03.0137-4006.2 / 03.0137-4007.2 / 03.0137-4009.2 / 03.0137-4011.2 / 03.0137-4012.2 / 03.0137-4013.2 / 03.0137-4016.2 / 03.0137-4017.2

MAYBACH, MERCEDES-BENZ

03.0137-9704.2

669704



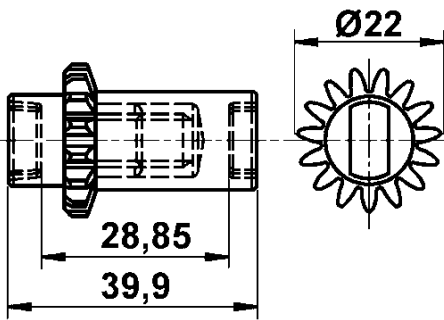
Zubehörsatz, Feststellbremsbacken

für Artikelnummer: 03.0137-0170.2 / 03.0137-0244.2 / 03.0137-4001.2 / 03.0137-4003.2 / 03.0137-4005.2 / 03.0137-4007.2 / 03.0137-4009.2 / 03.0137-4011.2 / 03.0137-4012.2 / 03.0137-4013.2 / 03.0137-4015.2 / 03.0137-4016.2

MAYBACH, MERCEDES-BENZ, VW

03.0137-9705.2

669705



Zubehörsatz, Feststellbremsbacken

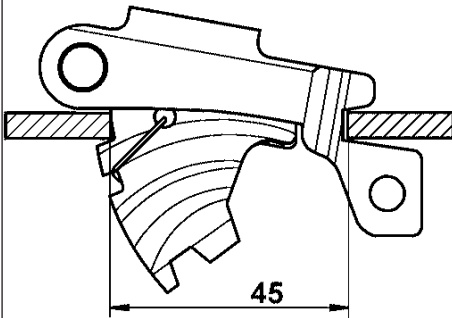
Ø 22

für Artikelnummer: 03.0137-4002.2 / 03.0137-4004.2

CITROËN, FIAT, PEUGEOT

03.0137-9706.2

669706



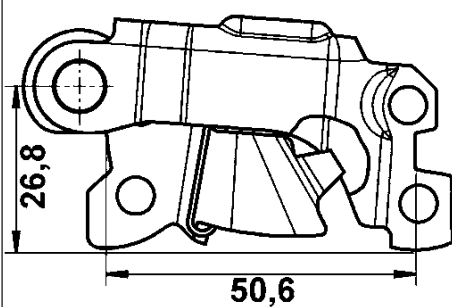
Zubehörsatz, Feststellbremsbacken

für Artikelnummer: 03.0137-4002.2 / 03.0137-4004.2

CITROËN, FIAT, PEUGEOT

03.0137-9707.2

669707




Zubehörsatz, Feststellbremsbacken

für Artikelnummer: 03.0137-4002.2 / 03.0137-4004.2

CITROËN, FIAT, PEUGEOT

03.0420-0319.3

680319



Bremsbackensatz

x 31

Ø 185

Fiat

Kolbendurchmesser [mm]: 19

+ RZ / + Zub

FIAT

03.0420-0617.3

680617



Bremsbackensatz

x 31

Ø 180

VW

Kolbendurchmesser [mm]: 17,5

+ RZ / + Zub

SEAT, VW

03.0420-0620.3

680620



Bremsbackensatz

+ RZ / + Zub

x 51

Ø 250

Kolbendurchmesser [mm]: 20,6

LADA

03.0420-1020.3

681020



Bremsbackensatz

x 42

Ø 180

BDX

Kolbendurchmesser [mm]: 20,6

+ RZ / + Zub

RENAULT

03.0420-1223.3

681223



Bremsbackensatz

x 42

Ø 229

TRW

Kolbendurchmesser [mm]: 23,8

+ RZ / + Zub

BMW

03.0420-1517.3

681517



Bremsbackensatz

x 40

Ø 200

VW

Kolbendurchmesser [mm]: 17,5

+ RZ / + Zub

SEAT, VW

03.0420-2122.3

682122



Bremsbackensatz

x 39

Ø 203

TRW

Kolbendurchmesser [mm]: 22,2

+ RZ / + Zub

FORD

03.0420-2417.3

682417



Bremsbackensatz

x 32

Ø 178

AP

Kolbendurchmesser [mm]: 17,5

+ RZ / + Zub

ROVER

03.0420-2922.3

682922



Bremsbackensatz

x 39

Ø 203

BDX


Kolbendurchmesser [mm]: 22,2

+ RZ / + Zub

FORD

03.0420-3317.3

683317



Bremsbackensatz

x 27

Ø 180


Kolbendurchmesser [mm]: 17,8

+ RZ / + Zub

NISSAN

03.0420-3420.3

683420



Bremsbackensatz

x 56

Ø 268

BDX

Kolbendurchmesser [mm]: 20,6

+ RZ / + Zub

VW

03.0420-3719.3

683719



Bremsbackensatz

x 38

Ø 203

TRW

Kolbendurchmesser [mm]: 19

+ RZ / + Zub

HONDA, ROVER

03.0420-4019.3

684019



Bremsbackensatz

x 46

Ø 200

DEL

Kolbendurchmesser [mm]: 19

+ RZ / + Zub

DAEWOO, OPEL, VAUXHALL

03.0420-4219.3

684219



Bremsbackensatz

x 40

Ø 200

VW

Kolbendurchmesser [mm]: 19

+ RZ / + Zub

SKODA, VW

03.0420-4322.3

684322



Bremsbackensatz

x 32

Ø 180

BDX

Kolbendurchmesser [mm]: 22,2

+ RZ / + Zub

LANCIA

03.0420-4519.3

684519



Bremsbackensatz

+ RZ / + Zub

x 38

Ø 203

Kolbendurchmesser [mm]: 19

HONDA, ROVER

03.0420-4520.3

684520



Bremsbackensatz

+ RZ / + Zub

x 42

Ø 228

Kolbendurchmesser [mm]: 20,6

ALFA ROMEO, FIAT

03.0420-5322.3

685322



Bremsbackensatz

+ RZ / + Zub

x 42

Ø 229

Kolbendurchmesser [mm]: 22,2

BMW

03.0520-0125.3

690125



Bremsbackensatz

x 57

Ø 254

TRW

Kolbendurchmesser [mm]: 25,4

+ RZ / + Zub

vormontiert

RENAULT

03.0520-0215.3

690215



Bremsbackensatz

x 31

Ø 180

VW

Kolbendurchmesser [mm]: 15,9

+ RZ / + Zub

vormontiert

SEAT, VW

03.0520-0226.3

690226



Bremsbackensatz

x 57

Ø 254

TRW

Kolbendurchmesser [mm]: 27

+ RZ / + Zub

vormontiert

CITROËN, FIAT, PEUGEOT

03.0520-0326.3

690326



Bremsbackensatz

x 57

Ø 254

AP

Kolbendurchmesser [mm]: 27

+ RZ / + Zub

vormontiert

CITROËN, FIAT, PEUGEOT, PIAGGIO

03.0520-0415.3

690415



Bremsbackensatz

x 40

Ø 200

VW

Kolbendurchmesser [mm]: 15,9

+ RZ / + Zub

vormontiert

AUDI, SEAT, VW

03.0520-0419.3

690419



Bremsbackensatz

x 32

Ø 180

TRW

Kolbendurchmesser [mm]: 19

+ RZ / + Zub

vormontiert

PEUGEOT

03.0520-0519.3

690519



Bremsbackensatz

x 32

Ø 164

BDX

Kolbendurchmesser [mm]: 19

+ RZ / + Zub

vormontiert

CITROËN, PEUGEOT

03.0520-0619.3

690619



Bremsbackensatz

x 32

Ø 180

BDX

Kolbendurchmesser [mm]: 19

+ RZ / + Zub

vormontiert

PEUGEOT

03.0520-0719.3

690719



Bremsbackensatz

x 32

Ø 164

BDX

Kolbendurchmesser [mm]: 19

+ RZ / + Zub

vormontiert

CITROËN

03.0520-0723.3

690723



Bremsbackensatz

x 45

Ø 255

BDX

Kolbendurchmesser [mm]: 23,8

+ RZ / + Zub

vormontiert

RENAULT

03.0520-0728.3

690728



Bremsbackensatz

x 57

Ø 254

TRW

Kolbendurchmesser [mm]: 28,6

+ RZ / + Zub

vormontiert

CITROËN, FIAT, PEUGEOT

03.0520-0825.3

690825



Bremsbackensatz

x 57

Ø 254

TRW

Kolbendurchmesser [mm]: 25,4

+ RZ / + Zub

vormontiert

OPEL, RENAULT, VAUXHALL

03.0520-0919.3

690919



Bremsbackensatz

x 41

Ø 180

TRW

Kolbendurchmesser [mm]: 19

+ RZ / + Zub

vormontiert

PEUGEOT

03.0520-0925.3

690925



Bremsbackensatz

x 57

Ø 254

TRW

Kolbendurchmesser [mm]: 25,4

+ RZ / + Zub

vormontiert

CITROËN, FIAT, PEUGEOT

03.0520-1019.3

691019



Bremsbackensatz

x 29

Ø 200

TRW

Kolbendurchmesser [mm]: 19

+ RZ / + Zub

vormontiert

CHEVROLET, OPEL, VAUXHALL

03.0520-1020.3**691020****Bremsbackensatz**

x 42

Ø 180

BDX

Kolbendurchmesser [mm]: 20,6

+ RZ / + Zub

vormontiert

RENAULT**03.0520-1022.3****691022****Bremsbackensatz**

x 42

Ø 180

BDX

Kolbendurchmesser [mm]: 22,2

+ RZ / + Zub

vormontiert

RENAULT**03.0520-1122.3****691122****Bremsbackensatz**

x 41

Ø 180

TRW

Kolbendurchmesser [mm]: 22,2

+ RZ / + Zub

vormontiert

RENAULT**03.0520-1125.3****691125****Bremsbackensatz**

x 52

Ø 254

Kolbendurchmesser [mm]: 25,4

+ RZ / + Zub

vormontiert

FORD**03.0520-1223.3****691223****Bremsbackensatz**

x 42

Ø 229

Kolbendurchmesser [mm]: 23,8

+ RZ / + Zub

vormontiert

BMW

03.0520-1225.3

691225



Bremsbackensatz

x 65
Ø 280
Kolbendurchmesser [mm]: 25,4
+ RZ / + Zub
vormontiert

FORD

03.0520-1315.3

691315



Bremsbackensatz

x 26
Ø 180
Kolbendurchmesser [mm]: 15,9
+ RZ / + Zub
vormontiert

OPEL, VAUXHALL

03.0520-1415.3

691415



Bremsbackensatz

x 29
Ø 200
Kolbendurchmesser [mm]: 15,9
+ RZ / + Zub
vormontiert

OPEL, SUBARU, SUZUKI, VAUXHALL

03.0520-1417.3

691417



Bremsbackensatz

x 32
Ø 180
BDX
Kolbendurchmesser [mm]: 17,5
+ RZ / + Zub
vormontiert

FORD

03.0520-1425.3

691425



Bremsbackensatz

x 57
Ø 254
Kolbendurchmesser [mm]: 25,4
+ RZ / + Zub
vormontiert

FIAT, OPEL, VAUXHALL

03.0520-1515.3

690109



Bremsbackensatz

x 31

Ø 203

Kolbendurchmesser [mm]: 15,9

+ RZ / + Zub

vormontiert

HYUNDAI

03.0520-1517.3

691517



Bremsbackensatz

x 40

Ø 200

VW

Kolbendurchmesser [mm]: 17,5

+ RZ / + Zub

vormontiert

AUDI, SEAT, VW

03.0520-1619.3

691619



Bremsbackensatz

x 32

Ø 180

BDX

Kolbendurchmesser [mm]: 19

+ RZ / + Zub

vormontiert

CITROËN, PEUGEOT

03.0520-1820.3

691820



Bremsbackensatz

x 32

Ø 180

TRW

Kolbendurchmesser [mm]: 20,6

+ RZ / + Zub

vormontiert

CITROËN

03.0520-1917.3

691917



Bremsbackensatz

x 29

Ø 200

TRW

Kolbendurchmesser [mm]: 17,5

+ RZ / + Zub

vormontiert

OPEL, VAUXHALL

03.0520-2020.3

692020



Bremsbackensatz

x 42

Ø 180

BDX

Kolbendurchmesser [mm]: 20,6

+ RZ / + Zub

vormontiert

RENAULT

03.0520-2022.3

692022



Bremsbackensatz

x 42

Ø 229

BDX

Kolbendurchmesser [mm]: 22,2

+ RZ / + Zub

vormontiert

CITROËN

03.0520-2219.3

692219



Bremsbackensatz

x 39

Ø 203

TRW

Kolbendurchmesser [mm]: 19

+ RZ / + Zub

vormontiert

RENAULT

03.0520-2222.3

692222



Bremsbackensatz

x 45

Ø 228

TRW

Kolbendurchmesser [mm]: 22,2

+ RZ / + Zub

vormontiert

FORD

03.0520-2320.3

692320



Bremsbackensatz

x 45

Ø 228

TRW

Kolbendurchmesser [mm]: 20,6

+ RZ / + Zub

vormontiert

FORD

03.0520-2422.3

692422



Bremsbackensatz

x 42

Ø 229

TRW

Kolbendurchmesser [mm]: 22,2

+ RZ / + Zub

vormontiert

RENAULT

03.0520-2520.3

692520



Bremsbackensatz

x 32

Ø 180

TRW

Kolbendurchmesser [mm]: 20,6

+ RZ / + Zub

vormontiert

CITROËN, PEUGEOT

03.0520-2619.3

692619



Bremsbackensatz

x 61

Ø 255

BDX

Kolbendurchmesser [mm]: 19

+ RZ / + Zub

vormontiert

CITROËN, FIAT, LANCIA, PEUGEOT

03.0520-2620.3

692620



Bremsbackensatz

x 32

Ø 180

BDX

Kolbendurchmesser [mm]: 20,6

+ RZ / + Zub

vormontiert

CITROËN, PEUGEOT

03.0520-2920.3

692920



Bremsbackensatz

x 41

Ø 180

TRW

Kolbendurchmesser [mm]: 20,6

+ RZ / + Zub

vormontiert

RENAULT

03.0520-3020.3

693020



Bremsbackensatz

x 39

Ø 203

BDX

Kolbendurchmesser [mm]: 20,6

+ RZ / + Zub

vormontiert

RENAULT

03.0520-3217.3

693217



Bremsbackensatz

x 39

Ø 203

BDX

Kolbendurchmesser [mm]: 17,5

+ RZ / + Zub

vormontiert

RENAULT

03.0520-3220.3

693220



Bremsbackensatz

x 42

Ø 229

BDX

Kolbendurchmesser [mm]: 20,6

+ RZ / + Zub

vormontiert

CITROËN, PEUGEOT

03.0520-3317.3

693317



Bremsbackensatz

x 27

Ø 180

Kolbendurchmesser [mm]: 17,8

+ RZ / + Zub

vormontiert

NISSAN

03.0520-3417.3

693417



Bremsbackensatz

x 42

Ø 180

TRW

Kolbendurchmesser [mm]: 17,8

+ RZ / + Zub

vormontiert

MERCEDES-BENZ

03.0520-3517.3

693517



Bremsbackensatz

x 39

Ø 203

TRW

Kolbendurchmesser [mm]: 17,8

+ RZ / + Zub

vormontiert

DACIA, RENAULT

03.0520-3617.3

693617



Bremsbackensatz

x 32

Ø 180

TRW

Kolbendurchmesser [mm]: 17,8

+ RZ / + Zub

vormontiert

FORD, MAZDA

03.0520-3717.3

693717



Bremsbackensatz

x 46

Ø 200

Kolbendurchmesser [mm]: 17,5

+ RZ / + Zub

vormontiert

DAEWOO, OPEL, VAUXHALL

03.0520-3917.3

693917



Bremsbackensatz

x 31

Ø 180

VW

Kolbendurchmesser [mm]: 17,5

+ RZ / + Zub

vormontiert

SEAT, VW

03.0520-4017.3

694017



Bremsbackensatz

x 31

Ø 180

Kolbendurchmesser [mm]: 17,5

+ RZ / + Zub

vormontiert

CHEVROLET, DAEWOO

03.0520-4019.3

694019



Bremsbackensatz

x 46

Ø 200

DEL

Kolbendurchmesser [mm]: 19

+ RZ / + Zub

vormontiert

DAEWOO, OPEL, VAUXHALL

03.0520-4117.3

694117



Bremsbackensatz

x 32

Ø 200

BOS

Kolbendurchmesser [mm]: 17,5

+ RZ / + Zub

vormontiert

CITROËN, PEUGEOT, TOYOTA

03.0520-4217.3

694217



Bremsbackensatz

x 27

Ø 180

Kolbendurchmesser [mm]: 17,8

+ RZ / + Zub

vormontiert

NISSAN

03.0520-4219.3

694219



Bremsbackensatz

x 40

Ø 200

VW

Kolbendurchmesser [mm]: 19

+ RZ / + Zub

vormontiert

VW

03.0520-4317.3

694317



Bremsbackensatz

x 32

Ø 200

Kolbendurchmesser [mm]: 17,5

+ RZ / + Zub

vormontiert

TOYOTA

03.0520-4417.3

694417



Bremsbackensatz

x 32

Ø 203

Kolbendurchmesser [mm]: 17,8

+ RZ / + Zub

vormontiert

HYUNDAI

03.0520-4419.3

694419



Bremsbackensatz

x 32

Ø 180

Kolbendurchmesser [mm]: 19

+ RZ / + Zub

vormontiert

FORD

03.0520-4517.3

694517



Bremsbackensatz

x 38

Ø 203

Kolbendurchmesser [mm]: 17,8

+ RZ / + Zub

vormontiert

HYUNDAI

03.0520-4617.3

694617



Bremsbackensatz

x 30

Ø 180

Kolbendurchmesser [mm]: 17,8

+ RZ / + Zub

vormontiert

HYUNDAI

03.0520-4619.3

694619



Bremsbackensatz

x 42

Ø 180

TRW

Kolbendurchmesser [mm]: 19

+ RZ / + Zub

vormontiert

MERCEDES-BENZ

03.0520-4717.3

694717



Bremsbackensatz

x 38

Ø 203

Kolbendurchmesser [mm]: 17,5

+ RZ / + Zub

vormontiert

RENAULT

03.0520-4719.3

694719



Bremsbackensatz

x 42

Ø 180

BOS

Kolbendurchmesser [mm]: 19

+ RZ / + Zub

vormontiert

DACIA, RENAULT

03.0520-4817.3

694817



Bremsbackensatz

x 40

Ø 200

Kolbendurchmesser [mm]: 17,5

+ RZ / + Zub

vormontiert

SEAT, SKODA, VW

03.0520-4819.3

694819



Bremsbackensatz

x 32

Ø 180

BDX

Kolbendurchmesser [mm]: 19

+ RZ / - RZR / + Zub

vormontiert

PEUGEOT

03.0520-4917.3

694917



Bremsbackensatz

x 31

Ø 203

Kolbendurchmesser [mm]: 17,5

+ RZ / + Zub

vormontiert

HYUNDAI

03.0520-5017.3

695017



Bremsbackensatz

x 39

Ø 203

BOS

Kolbendurchmesser [mm]: 17,5

+ RZ / + Zub

vormontiert

DACIA, RENAULT

03.0520-5019.3

695019



Bremsbackensatz

x 39

Ø 203

BDX

Kolbendurchmesser [mm]: 19

+ RZ / + Zub

vormontiert

RENAULT

03.0520-5117.3

695117



Bremsbackensatz

x 31

Ø 203

Kolbendurchmesser [mm]: 17,5

+ RZ / + Zub

vormontiert

HYUNDAI, KIA

03.0520-5119.3

695119



Bremsbackensatz

x 29

Ø 200

Kolbendurchmesser [mm]: 19

+ RZ / + Zub

vormontiert

OPEL, VAUXHALL

03.0520-5120.3

695120



Bremsbackensatz

x 32

Ø 180

BDX

Kolbendurchmesser [mm]: 20,6

+ RZ / + Zub

vormontiert

FIAT, LANCIA

03.0520-5219.3

695219



Bremsbackensatz

x 46

Ø 200

Kolbendurchmesser [mm]: 19

+ RZ / + Zub

vormontiert

OPEL, VAUXHALL

03.0520-5220.3

695220



Bremsbackensatz

x 32

Ø 180

AP

Kolbendurchmesser [mm]: 20,6

+ RZ / + Zub

vormontiert

FIAT, LANCIA

03.0520-5222.3

695222



Bremsbackensatz

x 32

Ø 180

AP

Kolbendurchmesser [mm]: 22,2

+ RZ / + Zub

vormontiert

FIAT

03.0520-5317.3

690113



Bremsbackensatz

x 38

Ø 203

ATE

Kolbendurchmesser [mm]: 17,5

+ RZ / + Zub

vormontiert

RENAULT

03.0520-5319.3

695319



Bremsbackensatz

x 40

Ø 200

Kolbendurchmesser [mm]: 19

+ RZ / + Zub

vormontiert

SKODA, VW

03.0520-5322.3

695322



Bremsbackensatz

x 42

Ø 229

Kolbendurchmesser [mm]: 22,2

+ RZ / + Zub

vormontiert

BMW

03.0520-5419.3

695419



Bremsbackensatz

x 32

Ø 230

Kolbendurchmesser [mm]: 19

+ RZ / + Zub

vormontiert

SKODA

03.0520-5519.3

695519



Bremsbackensatz

x 32

Ø 180

TRW

Kolbendurchmesser [mm]: 19

+ RZ / + Zub

vormontiert

FORD, MAZDA

03.0520-5520.3

695520



Bremsbackensatz

x 42

Ø 229

TRW

Kolbendurchmesser [mm]: 20,6

+ RZ / + Zub

vormontiert

RENAULT

03.0520-5522.3

695522



Bremsbackensatz

x 41

Ø 229

TRW

Kolbendurchmesser [mm]: 22,2

+ RZ / + Zub

vormontiert

RENAULT

03.0520-5622.3

695622



Bremsbackensatz

x 42

Ø 229

BDX

Kolbendurchmesser [mm]: 22,2

+ RZ / + Zub

vormontiert

NISSAN, RENAULT

03.0520-5719.3

695719



Bremsbackensatz

x 42

Ø 230

TRW

Kolbendurchmesser [mm]: 19

+ RZ / + Zub

vormontiert

OPEL, VAUXHALL

03.0520-5720.3

695720



Bremsbackensatz

x 39

Ø 203

TRW

Kolbendurchmesser [mm]: 20,6

+ RZ

+ Zub

vormontiert

CITROËN, PEUGEOT

03.0520-5722.3

695722



Bremsbackensatz

x 39

Ø 203

BDX

Kolbendurchmesser [mm]: 22,2

+ RZ / + Zub

vormontiert

NISSAN, RENAULT

03.0520-5819.3

695819



Bremsbackensatz

x 51

Ø 230

TRW

Kolbendurchmesser [mm]: 19

+ RZ / + Zub

vormontiert

OPEL, VAUXHALL

03.0520-5820.3

695820



Bremsbackensatz

x 42
Ø 229
BDX
Kolbendurchmesser [mm]: 20,6
+ RZ / + Zub
vormontiert

PEUGEOT

03.0520-5822.3

695822



Bremsbackensatz

x 42
Ø 229
BDX
Kolbendurchmesser [mm]: 22,2
+ RZ / + Zub
vormontiert

CITROËN, PEUGEOT

03.0520-5919.3

695919



Bremsbackensatz

x 38
Ø 203
Kolbendurchmesser [mm]: 19
+ RZ / + Zub
vormontiert

FORD

03.0520-5920.3

695920



Bremsbackensatz

x 42
Ø 229
BDX
Kolbendurchmesser [mm]: 20,6
+ RZ / + Zub
vormontiert

PEUGEOT

03.0520-5922.3

695922



Bremsbackensatz

x 42
Ø 229
TRW
Kolbendurchmesser [mm]: 22,2
+ RZ / + Zub
vormontiert

RENAULT



03.0520-6019.3

696019



Bremsbackensatz

x 42

Ø 230

Kolbendurchmesser [mm]: 19

+ RZ / + Zub

vormontiert

OPEL, VAUXHALL

03.0520-6119.3

696119



Bremsbackensatz

x 38

Ø 203

TRW

Kolbendurchmesser [mm]: 19

+ RZ / + Zub

vormontiert

CITROËN

03.0520-6120.3

696120



Bremsbackensatz

x 40

Ø 230

VW

Kolbendurchmesser [mm]: 20,6

+ RZ / + Zub

vormontiert

SEAT, VW

03.0520-6219.3

696219



Bremsbackensatz

x 32

Ø 180

AP

Kolbendurchmesser [mm]: 19

+ RZ / + Zub

vormontiert

FORD, MAZDA

03.0520-6222.3

696222



Bremsbackensatz

x 38

Ø 203

Kolbendurchmesser [mm]: 22,2

+ RZ / + Zub

vormontiert

FORD

03.0520-6319.3

696319



Bremsbackensatz

x 38

Ø 203

AP

Kolbendurchmesser [mm]: 19

+ RZ / + Zub

vormontiert

FORD, MAZDA

03.0520-6320.3

696320



Bremsbackensatz

x 41

Ø 180

TRW

Kolbendurchmesser [mm]: 20,6

+ RZ / + Zub

vormontiert

RENAULT

03.0520-6322.3

696322



Bremsbackensatz

x 42

Ø 229

TRW

Kolbendurchmesser [mm]: 22,2

+ RZ / + Zub

vormontiert

CITROËN, PEUGEOT

03.0520-6419.3

696419



Bremsbackensatz

x 38

Ø 203

AP

Kolbendurchmesser [mm]: 19

+ RZ / + Zub

vormontiert

NISSAN, RENAULT

03.0520-6420.3

696420



Bremsbackensatz

x 39
Ø 203
TRW
Kolbendurchmesser [mm]: 20,6
+ RZ
+ Zub
vormontiert

CITROËN, PEUGEOT

03.0520-6422.3

696422



Bremsbackensatz

x 38
Ø 203
TRW
Kolbendurchmesser [mm]: 22,2
+ RZ / + Zub
vormontiert

FORD

03.0520-6519.3

696519



Bremsbackensatz

x 32
Ø 200
BOS
Kolbendurchmesser [mm]: 19
+ RZ / + Zub
vormontiert

TOYOTA

03.0520-6520.3

696520



Bremsbackensatz

x 32
Ø 180
BDX
Kolbendurchmesser [mm]: 20,6
+ RZ / + Zub
vormontiert

PEUGEOT

03.0520-6522.3

696522



Bremsbackensatz

x 32
 Ø 203
 BOS
 Kolbendurchmesser [mm]: 22,2
 + RZ / + Zub
 vormontiert

SMART

03.0520-6619.3

696619



Bremsbackensatz

x 36
 Ø 200
 Kolbendurchmesser [mm]: 19
 + RZ / + Zub
 vormontiert

CHEVROLET, DAEWOO

03.0520-6620.3

696620



Bremsbackensatz

x 38
 Ø 203
 TRW
 Kolbendurchmesser [mm]: 20,6
 + RZ / + Zub
 vormontiert

FORD

03.0520-6622.3

696622



Bremsbackensatz

x 32
 Ø 180
 AP
 Kolbendurchmesser [mm]: 22,2
 + RZ / + Zub
 vormontiert

FIAT

03.0520-6719.3

696719



Bremsbackensatz

x 38
 Ø 203
 AP
 Kolbendurchmesser [mm]: 19
 + RZ / + Zub
 vormontiert

OPEL, VAUXHALL



03.0520-6720.3

696720



Bremsbackensatz

x 42

Ø 229

BDX

Kolbendurchmesser [mm]: 20,6

+ RZ / + Zub

vormontiert

CITROËN, PEUGEOT

03.0520-6722.3

696722



Bremsbackensatz

x 39

Ø 203

BDX

Kolbendurchmesser [mm]: 22,2

+ RZ / + Zub

vormontiert

ALFA ROMEO, FIAT

03.0520-6819.3

696819



Bremsbackensatz

x 42

Ø 228

AP

Kolbendurchmesser [mm]: 19


+ RZ / + Zub

vormontiert

OPEL, VAUXHALL

03.0520-6822.3

696822



Bremsbackensatz

x 38

Ø 203

AP

Kolbendurchmesser [mm]: 22,2

+ RZ / + Zub

vormontiert

FIAT

03.0520-6919.3

696919



Bremsbackensatz

x 32

Ø 200

BOS

Kolbendurchmesser [mm]: 19

+ RZ / + Zub

vormontiert

OPEL, SUZUKI, VAUXHALL

03.0520-6920.3

696920



Bremsbackensatz

x 32

Ø 230

Kolbendurchmesser [mm]: 20,6

+ RZ / + Zub

vormontiert

SEAT, SKODA, VW

03.0520-6922.3

696922



Bremsbackensatz

x 38

Ø 203

AP

Kolbendurchmesser [mm]: 22,2

+ RZ / + Zub

vormontiert

FIAT, LANCIA

03.0520-7019.3

697019



Bremsbackensatz

x 39

Ø 203

Kolbendurchmesser [mm]: 19

+ RZ / + Zub

vormontiert

LANCIA

03.0520-7022.3

697022



Bremsbackensatz

x 40

Ø 200

VW

Kolbendurchmesser [mm]: 22,2

+ RZ / + Zub

vormontiert

SKODA, VW

03.0520-7119.3

697119



Bremsbackensatz

x 32

Ø 200

Kolbendurchmesser [mm]: 19

+ RZ / + Zub

vormontiert

TOYOTA

03.0520-7120.3

697120



Bremsbackensatz

x 39

Ø 203

TRW

Kolbendurchmesser [mm]: 20,6

+ RZ / + Zub

vormontiert

RENAULT

03.0520-7122.3

697122



Bremsbackensatz

x 57

Ø 254

TRW

Kolbendurchmesser [mm]: 22,2

+ RZ / + Zub

vormontiert

CITROËN, FIAT, PEUGEOT, TOYOTA

03.0520-7220.3

697220



Bremsbackensatz

x 32

Ø 180

AP

Kolbendurchmesser [mm]: 20,6

+ RZ / + Zub

vormontiert

FIAT

03.0520-7222.3

697222



Bremsbackensatz

x 42

Ø 228

Kolbendurchmesser [mm]: 22,2

+ RZ / + Zub

vormontiert

DACIA, MERCEDES-BENZ, RENAULT

03.0520-7319.3

697319



Bremsbackensatz

x 38

Ø 203

Kolbendurchmesser [mm]: 19

+ RZ / + Zub

vormontiert

mitsubishi, smart

03.0520-7320.3

697320



Bremsbackensatz

x 42

Ø 230

TRW

Kolbendurchmesser [mm]: 20,6


+ RZ / + Zub

vormontiert

opel, vauxhall

03.0520-7419.3

697419



Bremsbackensatz

x 37

Ø 180

Kolbendurchmesser [mm]: 19

+ RZ / + Zub

vormontiert

hyundai

03.0520-7420.3

697420



Bremsbackensatz

x 32

Ø 180

AP

Kolbendurchmesser [mm]: 20,6

+ RZ / + Zub

vormontiert

fiat

03.0520-7422.3

697422



Bremsbackensatz

x 57

Ø 254

AP

Kolbendurchmesser [mm]: 22

+ RZ / + Zub

vormontiert

fiat, opel, vauxhall



03.0520-7519.3

697519



Bremsbackensatz

x 32

Ø 180

Kolbendurchmesser [mm]: 19

+ RZ / + Zub

vormontiert

HYUNDAI

03.0520-7522.3

697522



Bremsbackensatz

x 42

Ø 229

AP

Kolbendurchmesser [mm]: 22,2

+ RZ / + Zub

vormontiert

RENAULT, SMART

03.0520-7619.3

697619



Bremsbackensatz

x 32

Ø 200

Kolbendurchmesser [mm]: 19

+ RZ / + Zub

vormontiert

FORD

03.0520-7620.3

697620



Bremsbackensatz

x 38

Ø 203

TRW

Kolbendurchmesser [mm]: 20,6

+ RZ / + Zub

vormontiert

CITROËN, PEUGEOT

03.0520-7719.3

697719



Bremsbackensatz

x 35

Ø 220

BOS

Kolbendurchmesser [mm]: 19

+ RZ / + Zub

vormontiert

FIAT, SUZUKI

03.0520-7720.3

697720



Bremsbackensatz

x 39
Ø 203
TRW
Kolbendurchmesser [mm]: 20,6
+ RZ / + Zub
vormontiert

PEUGEOT

03.0520-7819.3

697819



Bremsbackensatz

x 35
Ø 220
BOS
Kolbendurchmesser [mm]: 19
+ RZ / + Zub
vormontiert

MAZDA

03.0520-7820.3

697820



Bremsbackensatz

x 43
Ø 228
AP
Kolbendurchmesser [mm]: 20,6
+ RZ / + Zub
vormontiert

FIAT

03.0520-7919.3

697919



Bremsbackensatz

x 42
Ø 228
Kolbendurchmesser [mm]: 19
+ RZ / + Zub
vormontiert

DACIA, RENAULT

03.0520-7920.3

697920



Bremsbackensatz

x 32
Ø 180
AP
Kolbendurchmesser [mm]: 20,6
+ RZ / + Zub
vormontiert

FIAT

03.0520-8019.3**698019****Bremsbackensatz**

x 42

Ø 228

Kolbendurchmesser [mm]: 19

+ RZ / + Zub

vormontiert

DACIA, RENAULT**03.0520-8020.3****698020****Bremsbackensatz**

x 57

Ø 228

AP

Kolbendurchmesser [mm]: 20,6

+ RZ / + Zub

vormontiert

FORD**03.0520-8119.3****698119****Bremsbackensatz**

x 39


Ø 203

BOS

Kolbendurchmesser [mm]: 19

+ RZ / + Zub

vormontiert

NISSAN**03.0520-8120.3****698120****Bremsbackensatz**

x 42

Ø 228

AP

Kolbendurchmesser [mm]: 20,6

+ RZ / + Zub

vormontiert

FORD**03.0520-8219.3****698219****Bremsbackensatz**

x 40

Ø 200

VW

Kolbendurchmesser [mm]: 19

+ RZ / + Zub

vormontiert

SEAT, SKODA, VW

03.0520-8220.3

698220



Bremsbackensatz

x 32

Ø 180

BOS

Kolbendurchmesser [mm]: 20,6

+ RZ / + Zub

vormontiert

FIAT, FORD

03.0520-8319.3

690110



Bremsbackensatz

x 43

Ø 230

AP

Kolbendurchmesser [mm]: 19

+ RZ / + Zub

vormontiert

OPEL, VAUXHALL

03.0520-8320.3

698320



Bremsbackensatz

x 46

Ø 200

TRW

Kolbendurchmesser [mm]: 20,6

+ RZ / + Zub

vormontiert

CHEVROLET, DAEWOO

03.0520-8420.3

698420



Bremsbackensatz

x 37

Ø 229

TRW

Kolbendurchmesser [mm]: 20,6

+ RZ / + Zub

vormontiert

TOYOTA

03.0520-8519.3

698519



Bremsbackensatz

x 33

Ø 228

Kolbendurchmesser [mm]: 19

+ RZ / + Zub

vormontiert

SEAT, SKODA

03.0520-8520.3

698520



Bremsbackensatz

x 39

Ø 203

BOS

Kolbendurchmesser [mm]: 20,6

+ RZ / + Zub

vormontiert

CITROËN, PEUGEOT

03.0520-8720.3

698720



Bremsbackensatz

x 42

Ø 230

Kolbendurchmesser [mm]: 20,6

+ RZ / + Zub

vormontiert

OPEL, VAUXHALL

03.0520-8920.3

698920



Bremsbackensatz

x 38

Ø 203

AP

Kolbendurchmesser [mm]: 20,6

+ RZ / + Zub

vormontiert

DAIHATSU, TOYOTA

03.0520-9020.3

699020



Bremsbackensatz

x 42

Ø 228

AP

Kolbendurchmesser [mm]: 20,6

+ RZ / + Zub

vormontiert

FIAT

03.0520-9120.3

699120



Bremsbackensatz

x 42

Ø 228

AP

Kolbendurchmesser [mm]: 20,6


+ RZ / + Zub

vormontiert

FIAT, LANCIA

03.0520-9220.3

699220



Bremsbackensatz

x 38

Ø 203

AP

Kolbendurchmesser [mm]: 20,6

+ RZ / + Zub

vormontiert

CITROËN, FIAT, PEUGEOT

03.0520-9320.3

699320



Bremsbackensatz

x 39

Ø 203

Kolbendurchmesser [mm]: 20,6

+ RZ / + Zub

vormontiert

LANCIA

03.0520-9420.3

699420



Bremsbackensatz

x 42

Ø 228

BOS

Kolbendurchmesser [mm]: 20,6

+ RZ / + Zub

vormontiert

CITROËN, DS, PEUGEOT

03.0520-9520.3

699520



Bremsbackensatz

x 32

Ø 203

Kolbendurchmesser [mm]: 20,6

+ RZ / + Zub

vormontiert

SMART

03.0520-9620.3

699620



Bremsbackensatz

x 39

Ø 203

Kolbendurchmesser [mm]: 20,6

+ RZ / + Zub

vormontiert

CITROËN, DS

03.0520-9720.3

699720



Bremsbackensatz

x 39

Ø 203

BOS

Kolbendurchmesser [mm]: 20,6

+ RZ / + Zub

vormontiert

CITROËN, PEUGEOT

03.0520-9820.3

690108



Bremsbackensatz

x 36

Ø 200

Kolbendurchmesser [mm]: 20,6

+ RZ / + Zub

vormontiert

CHEVROLET

03.0520-9920.3

699920



Bremsbackensatz

x 38

Ø 203

AP

Kolbendurchmesser [mm]: 20,6

+ RZ / + Zub

vormontiert

TOYOTA

03.0521-0120.3

690120



Bremsbackensatz

x 42

Ø 228

AP

Kolbendurchmesser [mm]: 20,6

+ RZ / + Zub

vormontiert

CITROËN, FIAT, PEUGEOT

03.0521-0220.3

690220



Bremsbackensatz

x 42

Ø 228

AP

Kolbendurchmesser [mm]: 20,6

+ RZ / + Zub

vormontiert

FIAT

03.0521-0320.3

690320



Bremsbackensatz

x 42

Ø 228

AP

Kolbendurchmesser [mm]: 20,6

+ RZ / + Zub

vormontiert

FIAT, OPEL, VAUXHALL

03.0521-0420.3

690107



Bremsbackensatz

x 42

Ø 228

Kolbendurchmesser [mm]: 20,6

+ RZ / + Zub

vormontiert

FORD

03.0521-0520.3

690112



Bremsbackensatz

x 32

Ø 180

Kolbendurchmesser [mm]: 20,6

+ RZ / + Zub

vormontiert

FIAT, FORD

03.0521-0620.3

690111



Bremsbackensatz

x 39

Ø 203

Kolbendurchmesser [mm]: 20,6

+ RZ / + Zub

vormontiert

CHRYSLER, FIAT, LANCIA

03.0521-0820.3

690103



Bremsbackensatz

x 42

Ø 228

AP

Kolbendurchmesser [mm]: 20,6

+ RZ / + Zub

vormontiert

FIAT

03.0521-0920.3

690104



Bremsbackensatz

x 38

Ø 203

AP

Kolbendurchmesser [mm]: 20,6

+ RZ / + Zub

vormontiert

RENAULT, SMART

03.3215-2311.3

020018



Radbremszylinder

GG

Kolbendurchmesser [mm]: 15,9

VW

03.3217-2112.3

020027



Radbremszylinder

GG

Kolbendurchmesser [mm]: 17,5

SEAT, VW

03.3217-3512.3

020032



Radbremszylinder

GG

Lucas

Kolbendurchmesser [mm]: 17,5

CHEVROLET, DAEWOO, OPEL, VAUXHALL

03.3225-5511.3

020102



Radbremszylinder

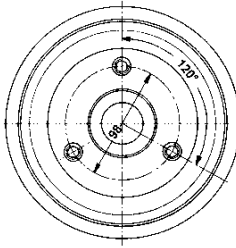
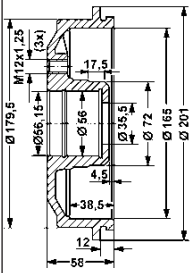
GG

Kolbendurchmesser [mm]: 25,4

VW

24.0216-5001.1

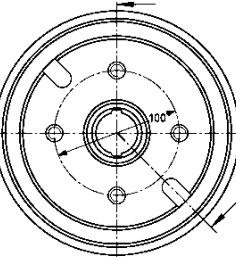
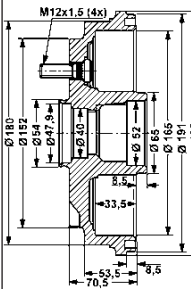
480001

**Bremstrommel**

Lochkreis-Ø [mm]: 98
M12x1,25
Lochanzahl: 3
Ø 165
Ø 201
Durchmesser Aufnahme [mm]: 56
/ 166
x 38,5
Br.Tr.Höhe ges. [mm]: 58
- RLG
CITROËN, PEUGEOT

24.0216-5004.2

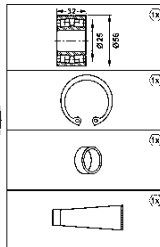
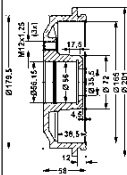
480183

**Bremstrommel**

Lochkreis-Ø [mm]: 100
M12x1,5
Lochanzahl: 4
Ø 165
Ø 196
Durchmesser Aufnahme [mm]: 52
/ 166
x 33,5
Br.Tr.Höhe ges. [mm]: 70,5
Innendurchmesser 2 [mm]: 40
- RLG
- ABS Ring
mit Radbefestigungsbolzen
DAIHATSU

24.0216-5701.2

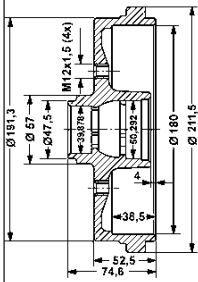
480212

**Bremstrommel**

Lochkreis-Ø [mm]: 98
M12x1,25
Lochanzahl: 3
Ø 165
Ø 201
Durchmesser Aufnahme [mm]: 56
/ 166
x 38,5
Br.Tr.Höhe ges. [mm]: 58
+ RLG
CITROËN, PEUGEOT

24.0218-0007.1

480003

**Bremstrommel**

Lochkreis-Ø [mm]: 100

M12x1,5

Lochanzahl: 4

Ø 180

Ø 211,5

Durchmesser Aufnahme [mm]: 50,3

/ 181

x 38,5

Br.Tr.Höhe ges. [mm]: 74,6

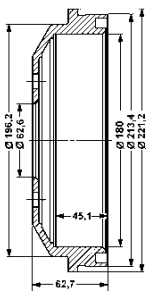
Innendurchmesser 2 [mm]: 39,9

- RLG

SEAT, VW

24.0218-0008.1

480313

**Bremstrommel**

Lochkreis-Ø [mm]: 100

12,8

Lochanzahl: 4

Ø 180

Ø 221,2

Durchmesser Aufnahme [mm]: 62,5

/ 182

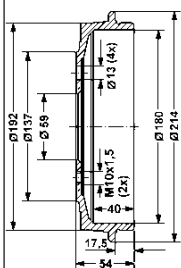
x 45,1

Br.Tr.Höhe ges. [mm]: 62,7

HYUNDAI

24.0218-0011.1

480006

**Bremstrommel**

Lochkreis-Ø [mm]: 98

13

Lochanzahl: 4

Ø 180

Ø 214

Durchmesser Aufnahme [mm]: 59

/ 181,4

x 40

Br.Tr.Höhe ges. [mm]: 54

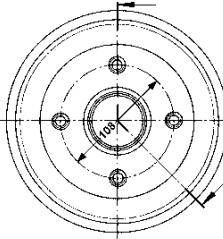
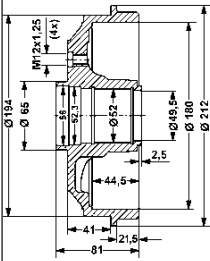
FIAT, FORD, LANCIA

24.0218-0016.1

480011

**Bremstrommel**

Lochkreis-Ø [mm]: 108
M12x1,25
Lochanzahl: 4
Ø 180
Ø 212
Durchmesser Aufnahme [mm]: 52
/ 181
x 44,5
Br.Tr.Höhe ges. [mm]: 81
- RLG / - ABS Ring
CITROËN, PEUGEOT

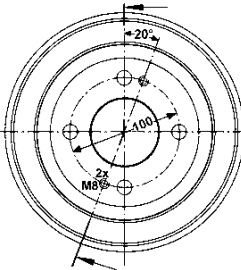
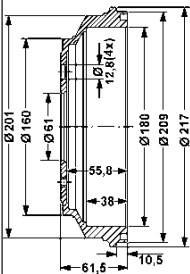


24.0218-0018.1

480063

**Bremstrommel**

Lochkreis-Ø [mm]: 100
12,8
Lochanzahl: 4
Ø 180
Ø 217
Durchmesser Aufnahme [mm]: 61
/ 181
x 38
Br.Tr.Höhe ges. [mm]: 61,5
HONDA

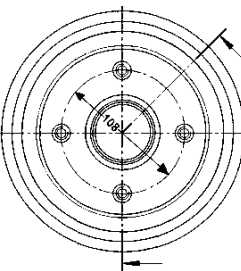
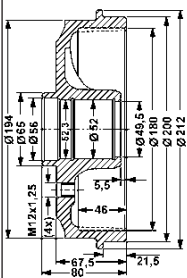


24.0218-0020.1

480074

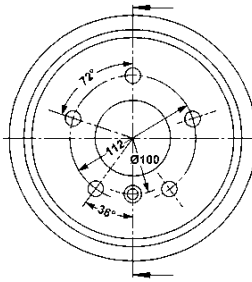
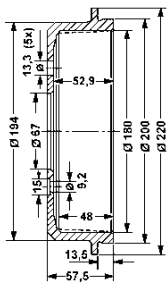
**Bremstrommel**

Lochkreis-Ø [mm]: 108
M12x1,25
Lochanzahl: 4
Ø 180
Ø 212
Durchmesser Aufnahme [mm]: 52,3
/ 181
x 46
Br.Tr.Höhe ges. [mm]: 80
Innendurchmesser 2 [mm]: 52
- RLG / - ABS Ring
CITROËN, PEUGEOT



24.0218-0023.1

480077

**Bremstrommel**

Lochkreis-Ø [mm]: 112

13,3

Lochanzahl: 5

Ø 180

Ø 220

Durchmesser Aufnahme [mm]: 67

/ 181,2

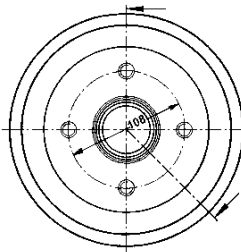
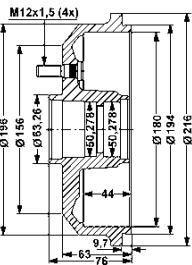
x 48

Br.Tr.Höhe ges. [mm]: 57,5

MERCEDES-BENZ

24.0218-0024.2

480079

**Bremstrommel**

Lochkreis-Ø [mm]: 108

M12x1,5

Lochanzahl: 4

Ø 180

Ø 216

Durchmesser Aufnahme [mm]: 50,3

/ 181,3

x 44

Br.Tr.Höhe ges. [mm]: 76

- RLG

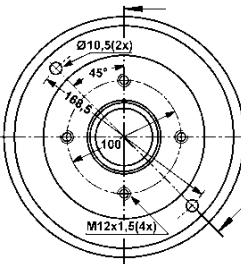
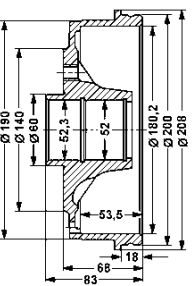
- ABS Ring

mit Radbefestigungsbolzen

FORD, MAZDA

24.0218-0032.1

480118

**Bremstrommel**

Lochkreis-Ø [mm]: 100

M12x1,5

Lochanzahl: 4

Ø 180

Ø 208

Durchmesser Aufnahme [mm]: 52

/ 181

x 53,5

Br.Tr.Höhe ges. [mm]: 83

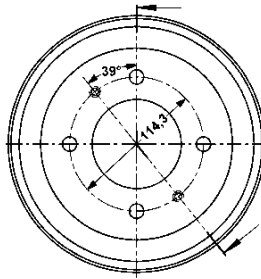
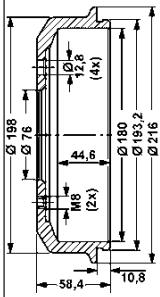
Innendurchmesser 2 [mm]: 52,3

- RLG

DACIA, RENAULT

24.0218-0034.1

480129

**Bremstrommel**

Lochkreis-Ø [mm]: 114,3

12,8

Lochanzahl: 4

Ø 180

Ø 216

Durchmesser Aufnahme [mm]: 76

/ 182

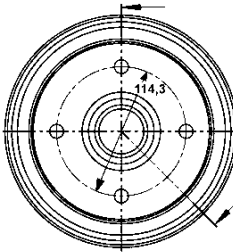
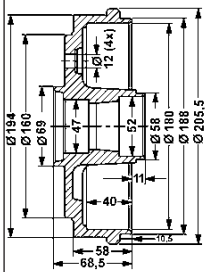
x 44,6

Br.Tr.Höhe ges. [mm]: 58,4

HYUNDAI

24.0218-0035.1

480146

**Bremstrommel**

Lochkreis-Ø [mm]: 114,3

12

Lochanzahl: 4

Ø 180

Ø 205,5

Durchmesser Aufnahme [mm]: 69

/ 182

x 40

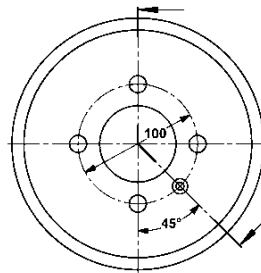
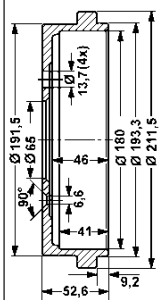
Br.Tr.Höhe ges. [mm]: 79,5

- RLG / - ABS Ring

CHEVROLET, DAEWOO

24.0218-0036.1

480147

**Bremstrommel**

Lochkreis-Ø [mm]: 100

13,7

Lochanzahl: 4

Ø 180

Ø 211,5

Durchmesser Aufnahme [mm]: 65

/ 181,5

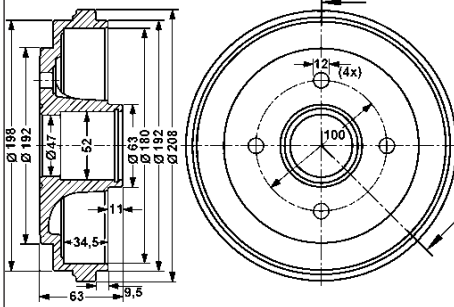
x 41

Br.Tr.Höhe ges. [mm]: 52,6

VW

24.0218-0039.1

480160

**Bremstrommel**

Lochkreis-Ø [mm]: 100

12

Lochanzahl: 4

Ø 180

Ø 208

Durchmesser Aufnahme [mm]: 52

/ 182

x 34,5

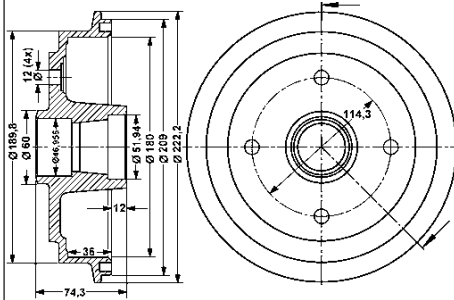
Br.Tr.Höhe ges. [mm]: 63

- RLG / - ABS Ring

NISSAN, OPEL, SUZUKI, VAUXHALL

24.0218-0042.1

480164

**Bremstrommel**

Lochkreis-Ø [mm]: 114,3

12

Lochanzahl: 4

Ø 180

Ø 222,2

Durchmesser Aufnahme [mm]: 52

/ 182

x 36

Br.Tr.Höhe ges. [mm]: 74,3

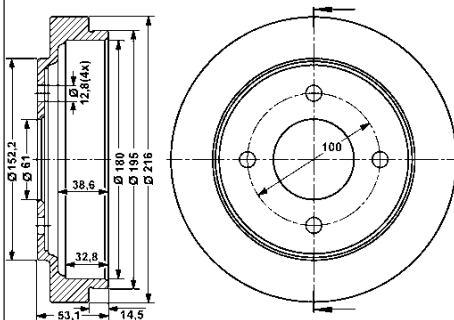
Innendurchmesser 2 [mm]: 47

- RLG

SUZUKI

24.0218-0043.1

480165

**Bremstrommel**

Lochkreis-Ø [mm]: 100

12,8

Lochanzahl: 4

Ø 180

Ø 216

Durchmesser Aufnahme [mm]: 61

/ 181

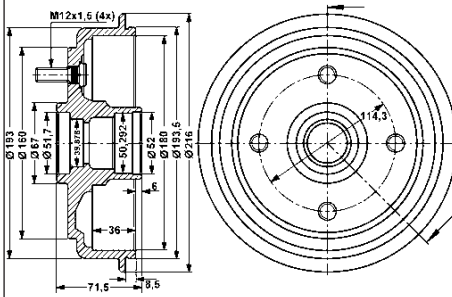
x 32,8

Br.Tr.Höhe ges. [mm]: 53,1

NISSAN

24.0218-0044.2

480174

**Bremstrommel**

Lochkreis-Ø [mm]: 114,3

M12x1,5

Lochanzahl: 4

Ø 180

Ø 216

Durchmesser Aufnahme [mm]: 50,3

/ 182

x 36

Br.Tr.Höhe ges. [mm]: 62,5

Innendurchmesser 2 [mm]: 39,9

- RLG

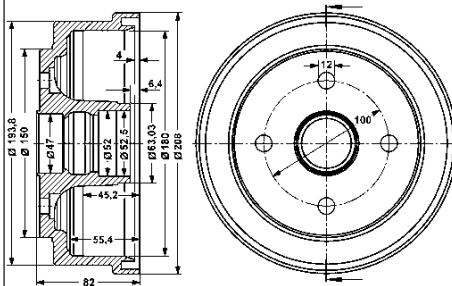
- ABS Ring

mit Radbefestigungsbolzen

HYUNDAI, KIA

24.0218-0046.1

480184

**Bremstrommel**

Lochkreis-Ø [mm]: 100

12

Lochanzahl: 4

Ø 180

Ø 208

Durchmesser Aufnahme [mm]: 52

/ 182

x 45,2

Br.Tr.Höhe ges. [mm]: 82

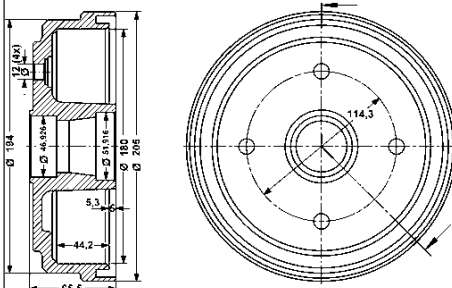
Innendurchmesser 2 [mm]: 47

- RLG / - ABS Ring

SUZUKI

24.0218-0047.1

480194

**Bremstrommel**

Lochkreis-Ø [mm]: 114,3

12

Lochanzahl: 4

Ø 180

Ø 205

Durchmesser Aufnahme [mm]: 52

/ 182

x 44,2

Br.Tr.Höhe ges. [mm]: 65,5

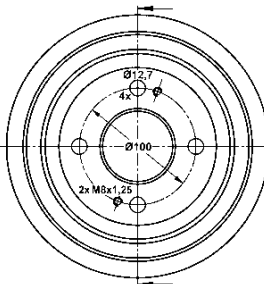
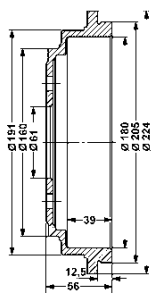
Innendurchmesser 2 [mm]: 47

- RLG / - ABS Ring

SUZUKI

24.0218-0048.1

480314

**Bremstrommel**

Lochkreis-Ø [mm]: 100

12,7

Lochanzahl: 4

Ø 180

Ø 224

Durchmesser Aufnahme [mm]: 61

/ 181

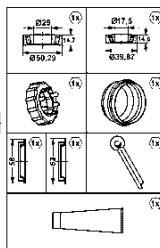
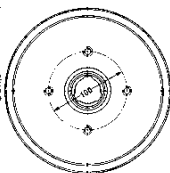
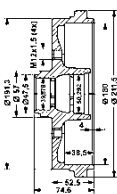
x 39

Br.Tr.Höhe ges. [mm]: 56

HONDA

24.0218-0707.2

480211

**Bremstrommel**

Lochkreis-Ø [mm]: 100

M12x1,5

Lochanzahl: 4

Ø 180

Ø 211,5

Durchmesser Aufnahme [mm]: 50,3

/ 181

x 38,5

Br.Tr.Höhe ges. [mm]: 74,6

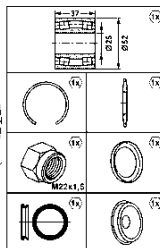
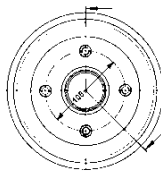
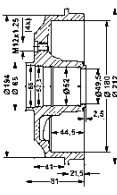
Innendurchmesser 2 [mm]: 39,9

+ RLG

SEAT, VW

24.0218-0716.2

480203

**Bremstrommel**

Lochkreis-Ø [mm]: 108

M12x1,25

Lochanzahl: 4

Ø 180

Ø 212

Durchmesser Aufnahme [mm]: 52

/ 181

x 44,5

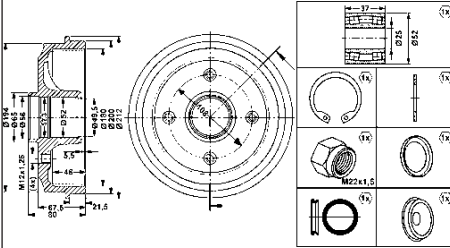
Br.Tr.Höhe ges. [mm]: 81

+ RLG / - ABS Ring

CITROËN, PEUGEOT

24.0218-0720.2

480205



Bremstrommel

Lochkreis-Ø [mm]: 108

M12x1,25

Lochanzahl: 4

Ø 180

Ø 212

Durchmesser Aufnahme [mm]: 52,3

/ 181

x 46

Br.Tr.Höhe ges. [mm]: 80

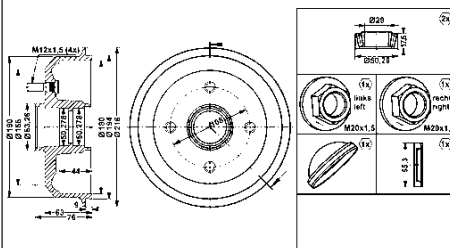
Innendurchmesser 2 [mm]: 52

+ RLG / - ABS Ring

CITROËN, PEUGEOT

24.0218-0724.2

480206



Bremstrommel

Lochkreis-Ø [mm]: 108

M12x1,5

Lochanzahl: 4

Ø 180

Ø 216

Durchmesser Aufnahme [mm]: 50,3

/ 181,3

x 44

Br.Tr.Höhe ges. [mm]: 76

+ RLG

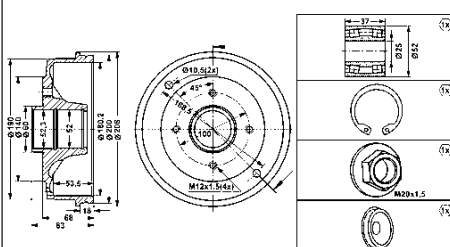
- ABS Ring

mit Radbefestigungsbolzen

FORD, MAZDA

24.0218-0732.2

480207



Bremstrommel

Lochkreis-Ø [mm]: 100

M12x1,5

Lochanzahl: 4

Ø 180

Ø 208

Durchmesser Aufnahme [mm]: 52

/ 181

x 53,5

Br.Tr.Höhe ges. [mm]: 83

Innendurchmesser 2 [mm]: 52,3

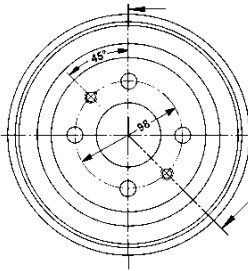
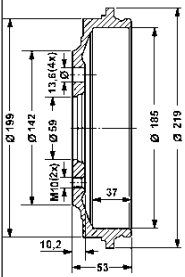
+ RLG

DACIA, RENAULT



24.0218-5001.1

480012

**Bremstrommel**

Lochkreis-Ø [mm]: 98

13,6

Lochanzahl: 4

Ø 185

Ø 219

Durchmesser Aufnahme [mm]: 59

/ 186,8

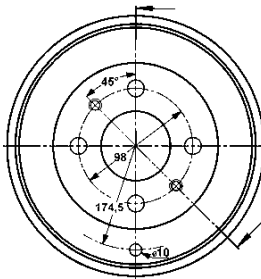
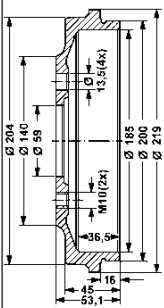
x 37

Br.Tr.Höhe ges. [mm]: 53

FIAT, SEAT

24.0218-5002.1

480117

**Bremstrommel**

Lochkreis-Ø [mm]: 98

13,5

Lochanzahl: 4

Ø 185

Ø 219

Durchmesser Aufnahme [mm]: 59

/ 186,8

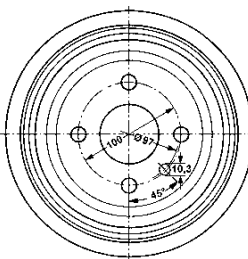
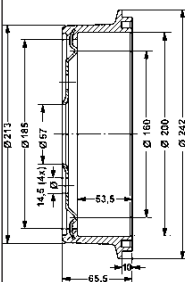
x 36,5

Br.Tr.Höhe ges. [mm]: 53,1

FIAT

24.0220-0001.2

480013

**Bremstrommel**

Lochkreis-Ø [mm]: 100

14,5

Lochanzahl: 4

Ø 200

Ø 242

Durchmesser Aufnahme [mm]: 57

/ 201,3

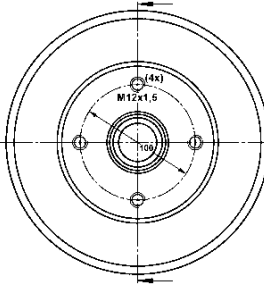
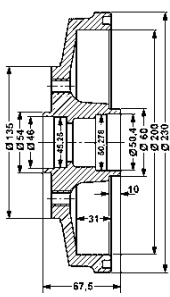
x 53,5

Br.Tr.Höhe ges. [mm]: 65,5

CHEVROLET, DAEWOO, OPEL, VAUXHALL

24.0220-0006.1

480309

**Bremstrommel**

Lochkreis-Ø [mm]: 100

M12x1,5

Lochanzahl: 4

Ø 200

Ø 230

/ 201,5

x 31

Br.Tr.Höhe ges. [mm]: 67,5

Innendurchmesser 1 [mm]: 45,3

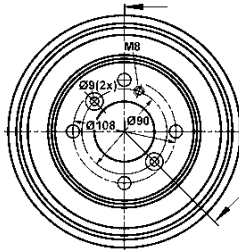
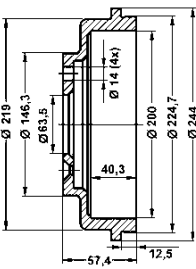
Innendurchmesser 2 [mm]: 50,3

- RLG / - ABS Ring

KIA

24.0220-0009.1

480317

**Bremstrommel**

Lochkreis-Ø [mm]: 108

14

Lochanzahl: 4

Ø 200

Ø 244

Durchmesser Aufnahme [mm]: 63,5

/ 201,5

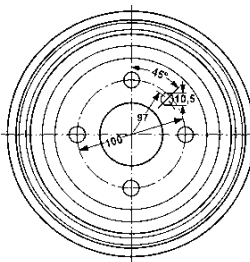
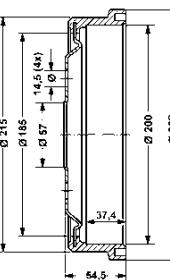
x 40,3

Br.Tr.Höhe ges. [mm]: 57,4

FORD

24.0220-0011.2

480016

**Bremstrommel**

Lochkreis-Ø [mm]: 100

14,5

Lochanzahl: 4

Ø 200

Ø 228

Durchmesser Aufnahme [mm]: 57

/ 201

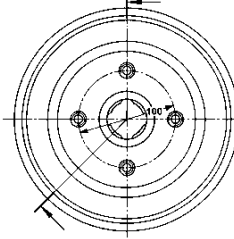
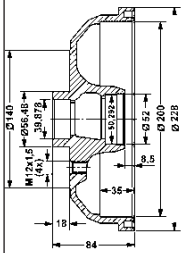
x 37,4

Br.Tr.Höhe ges. [mm]: 54,5

OPEL, VAUXHALL

24.0220-0012.1

480017

**Bremstrommel**

Lochkreis-Ø [mm]: 100

M12x1,5

Lochanzahl: 4

Ø 200

Ø 228

Durchmesser Aufnahme [mm]: 50,3

/ 201

x 35

Br.Tr.Höhe ges. [mm]: 84

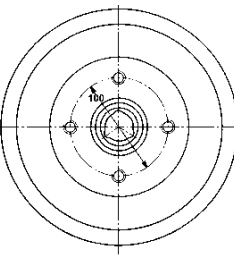
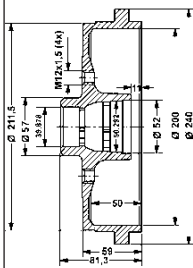
Innendurchmesser 2 [mm]: 39,9

- RLG

CHEVROLET, OPEL, VAUXHALL

24.0220-0018.1

480019

**Bremstrommel**

Lochkreis-Ø [mm]: 100

M12x1,5

Lochanzahl: 4

Ø 200

Ø 240

Durchmesser Aufnahme [mm]: 50,3

/ 201

x 50

Br.Tr.Höhe ges. [mm]: 81,3

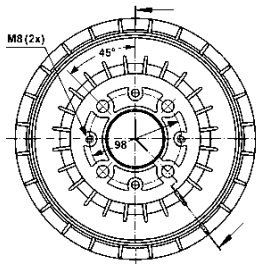
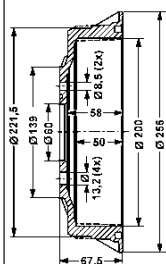
Innendurchmesser 2 [mm]: 39,9

- RLG / - ABS Ring

SEAT, SKODA, VW

24.0220-0020.1

480059

**Bremstrommel**

Lochkreis-Ø [mm]: 98

13,2

Lochanzahl: 4

Ø 200

Ø 256

Durchmesser Aufnahme [mm]: 60

/ 201,5

x 50

Br.Tr.Höhe ges. [mm]: 67,5

LADA

24.0220-0022.1

480083

**Bremstrommel**

Lochkreis-Ø [mm]: 100

14,5

Lochanzahl: 5

Ø 200

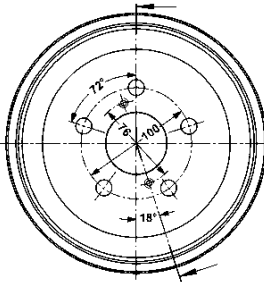
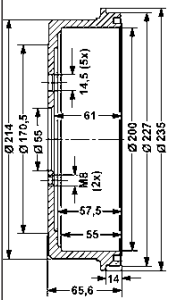
Ø 235

Durchmesser Aufnahme [mm]: 55

/ 201

x 55

Br.Tr.Höhe ges. [mm]: 65,6

TOYOTA

24.0220-0023.1

480084

**Bremstrommel**

Lochkreis-Ø [mm]: 100

14,5

Lochanzahl: 4

Ø 200

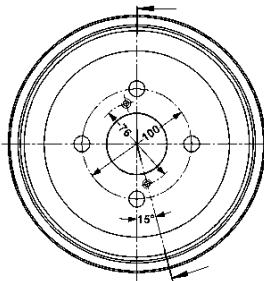
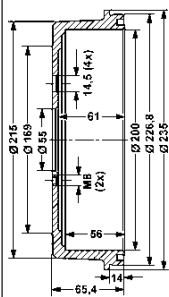
Ø 235

Durchmesser Aufnahme [mm]: 55

/ 201

x 56

Br.Tr.Höhe ges. [mm]: 65,4

TOYOTA

24.0220-0026.1

480104

**Bremstrommel**

Lochkreis-Ø [mm]: 100

14

Lochanzahl: 4

Ø 200

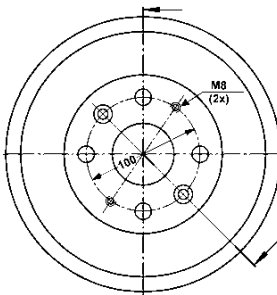
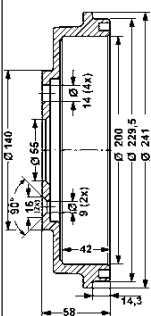
Ø 241

Durchmesser Aufnahme [mm]: 55

/ 201

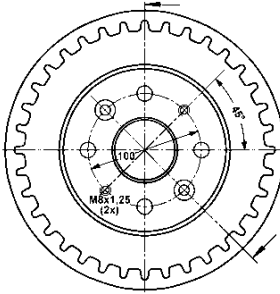
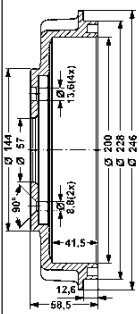
x 42

Br.Tr.Höhe ges. [mm]: 58

MAZDA

24.0220-0031.1

480125

**Bremstrommel**

Lochkreis-Ø [mm]: 100

13,6

Lochanzahl: 4

Ø 200

Ø 246

Durchmesser Aufnahme [mm]: 57

/ 201

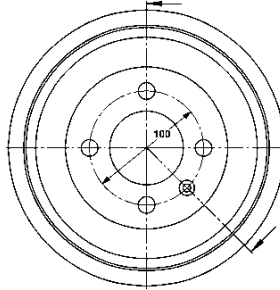
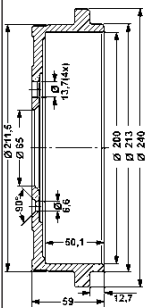
x 41,5

Br.Tr.Höhe ges. [mm]: 58,5

KIA

24.0220-0032.1

480130

**Bremstrommel**

Lochkreis-Ø [mm]: 100

13,7

Lochanzahl: 4

Ø 200

Ø 240

Durchmesser Aufnahme [mm]: 65

/ 201,5

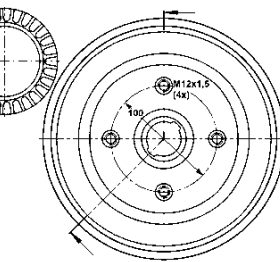
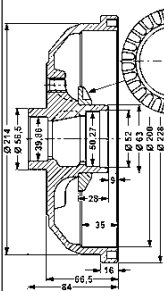
x 50,1

Br.Tr.Höhe ges. [mm]: 59

SEAT, SKODA, VW

24.0220-0033.2

480132

**Bremstrommel**

Lochkreis-Ø [mm]: 100

M12x1,5

Lochanzahl: 4

Ø 200

Ø 228

Durchmesser Aufnahme [mm]: 50,3

/ 201

x 35

Br.Tr.Höhe ges. [mm]: 84

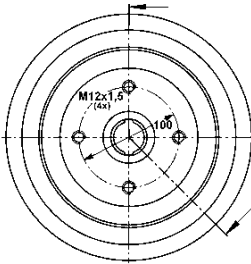
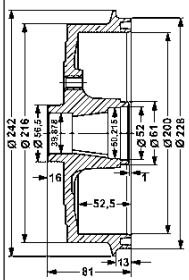
Innendurchmesser 2 [mm]: 39,9

- RLG / + ABS Ring

CHEVROLET, OPEL, VAUXHALL

24.0220-0036.1

480149

**Bremstrommel**

Lochkreis-Ø [mm]: 100

M12x1,5

Lochanzahl: 4

Ø 200

Ø 228

Durchmesser Aufnahme [mm]: 50,3

/ 201

x 52,5

Br.Tr.Höhe ges. [mm]: 81

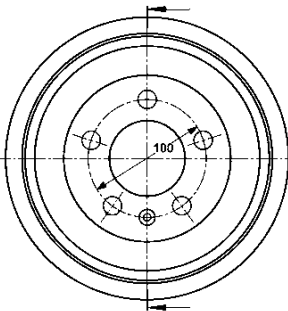
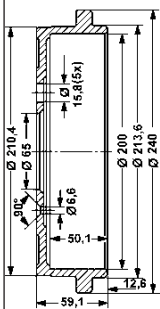
Innendurchmesser 2 [mm]: 39,9

- RLG / - ABS Ring

CHEVROLET, DAEWOO

24.0220-0037.1

480161

**Bremstrommel**

Lochkreis-Ø [mm]: 100

15,8

Lochanzahl: 5

Ø 200

Ø 240

Durchmesser Aufnahme [mm]: 65

/ 201,5

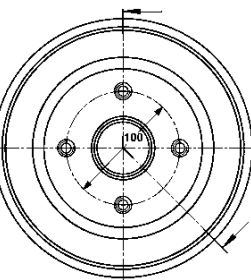
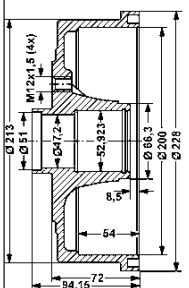
x 50,1

Br.Tr.Höhe ges. [mm]: 59,1

AUDI, SEAT, SKODA, VW

24.0220-0038.1

480162

**Bremstrommel**

Lochkreis-Ø [mm]: 100

M12x1,5

Lochanzahl: 4

Ø 200

Ø 228

Durchmesser Aufnahme [mm]: 53

/ 201

x 54

Br.Tr.Höhe ges. [mm]: 94,2

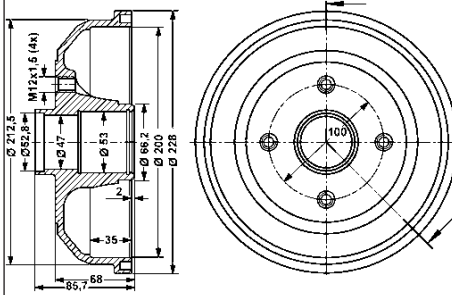
Innendurchmesser 2 [mm]: 47,2

- RLG / - ABS Ring

OPEL, VAUXHALL

24.0220-0039.1

480163

**Bremstrommel**

Lochkreis-Ø [mm]: 100

M12x1,5

Lochanzahl: 4

Ø 200

Ø 228

Durchmesser Aufnahme [mm]: 53

/ 201

x 35

Br.Tr.Höhe ges. [mm]: 85,7

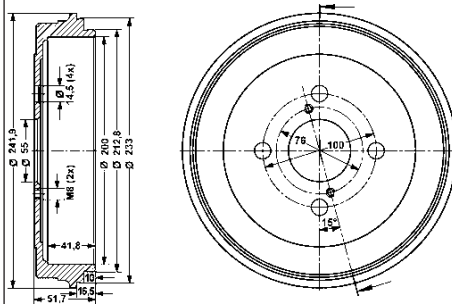
Innendurchmesser 2 [mm]: 47

- RLG / - ABS Ring

OPEL, VAUXHALL

24.0220-0041.1

480167

**Bremstrommel**

Lochkreis-Ø [mm]: 100

14,5

Lochanzahl: 4

Ø 200

Ø 242

Durchmesser Aufnahme [mm]: 55

/ 201

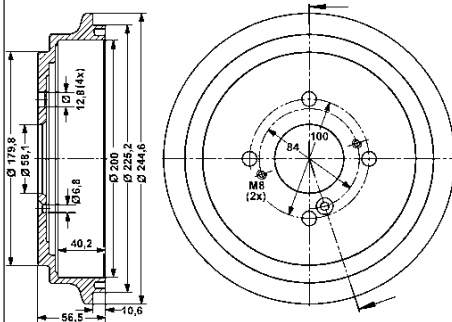
x 41,8

Br.Tr.Höhe ges. [mm]: 51,7

TOYOTA

24.0220-0044.1

480192

**Bremstrommel**

Lochkreis-Ø [mm]: 100

12,8

Lochanzahl: 4

Ø 200

Ø 244,6

Durchmesser Aufnahme [mm]: 58,1

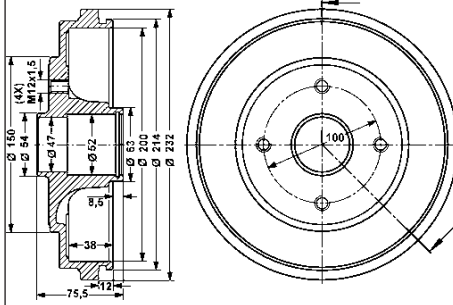
/ 202

x 40,2

Br.Tr.Höhe ges. [mm]: 56,5

SUZUKI

24.0220-0045.1 480189

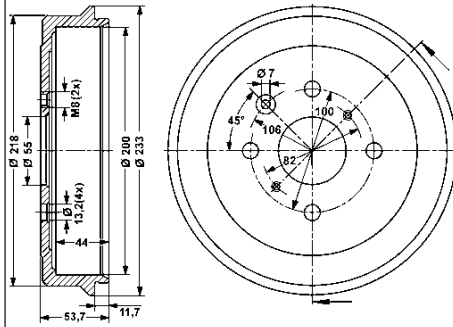


Bremstrommel

- Lochkreis-Ø [mm]: 100
- M12x1,5
- Lochanzahl: 4
- Ø 200
- Ø 232
- Durchmesser Aufnahme [mm]: 52
- / 202
- x 38
- Br.Tr.Höhe ges. [mm]: 75,5
- Innendurchmesser 2 [mm]: 47
- RLG / - ABS Ring

OPEL, SUZUKI, VAUXHALL

24.0220-0046.1 480193

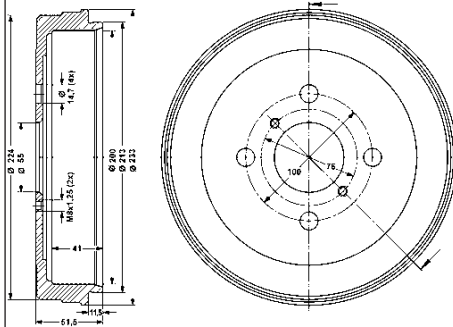


Bremstrommel

- Lochkreis-Ø [mm]: 100
- 13,2
- Lochanzahl: 4
- Ø 200
- Ø 233
- Durchmesser Aufnahme [mm]: 55
- / 201
- x 44
- Br.Tr.Höhe ges. [mm]: 53,7

CITROËN, PEUGEOT, TOYOTA

24.0220-0047.1 480199



Bremstrommel

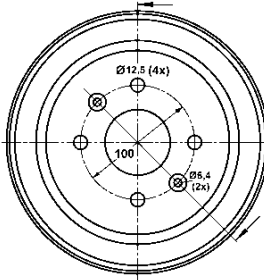
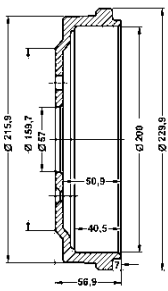
- Lochkreis-Ø [mm]: 100
- 14,7
- Lochanzahl: 4
- Ø 200
- Ø 233
- Durchmesser Aufnahme [mm]: 55
- / 201
- x 41
- Br.Tr.Höhe ges. [mm]: 51,5

TOYOTA



24.0220-0048.1

480318

**Bremstrommel**

Lochkreis-Ø [mm]: 100

12,5

Lochanzahl: 4

Ø 200

Ø 230

Durchmesser Aufnahme [mm]: 57

/ 201

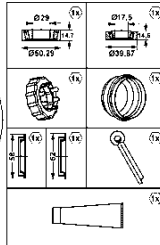
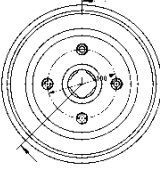
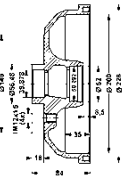
x 40,5

Br.Tr.Höhe ges. [mm]: 56,9

CHEVROLET

24.0220-0712.2

480208

**Bremstrommel**

Lochkreis-Ø [mm]: 100

M12x1,5

Lochanzahl: 4

Ø 200

Ø 228

Durchmesser Aufnahme [mm]: 50,3

/ 201

x 35

Br.Tr.Höhe ges. [mm]: 84

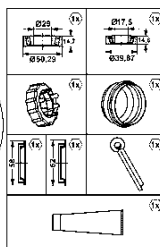
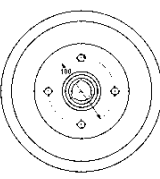
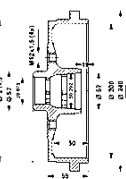
Innendurchmesser 2 [mm]: 39,9

+ RLG

CHEVROLET, OPEL, VAUXHALL

24.0220-0718.2

480209

**Bremstrommel**

Lochkreis-Ø [mm]: 100

M12x1,5

Lochanzahl: 4

Ø 200

Ø 240

Durchmesser Aufnahme [mm]: 50,3

/ 201

x 50

Br.Tr.Höhe ges. [mm]: 81,3

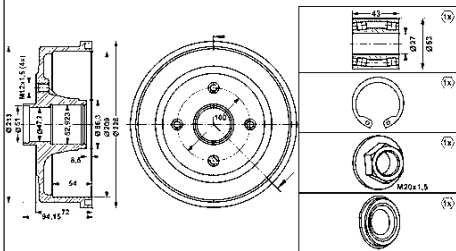
Innendurchmesser 2 [mm]: 39,9

+ RLG / - ABS Ring

SEAT, SKODA, VW

24.0220-0738.2

480214

**Bremstrommel**

Lochkreis-Ø [mm]: 100

M12x1,5

Lochanzahl: 4

Ø 200

Ø 228

Durchmesser Aufnahme [mm]: 52,9

/ 201

x 54

Br.Tr.Höhe ges. [mm]: 94,2

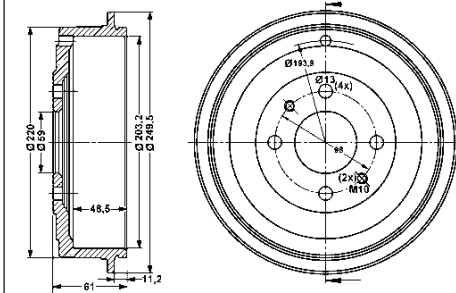
Innendurchmesser 2 [mm]: 27

+ RLG / - ABS Ring

OPEL, VAUXHALL

24.0220-2001.1

480307

**Bremstrommel**

Lochkreis-Ø [mm]: 98

13

Lochanzahl: 4

Ø 203

Ø 249,5

Durchmesser Aufnahme [mm]: 59

/ 204,7

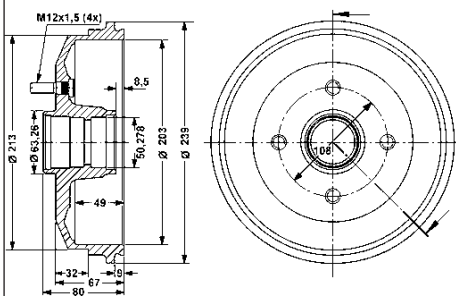
x 48,5

Br.Tr.Höhe ges. [mm]: 61

CITROËN, PEUGEOT

24.0220-3004.2

480023

**Bremstrommel**

Lochkreis-Ø [mm]: 108

M12x1,5

Lochanzahl: 4

Ø 203

Ø 239

Durchmesser Aufnahme [mm]: 50,3

/ 204

x 49

Br.Tr.Höhe ges. [mm]: 80

- RLG

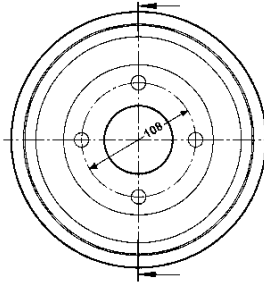
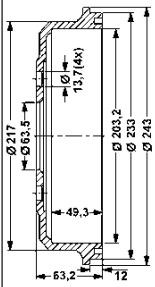
- ABS Ring

mit Radbefestigungsbolzen

FORD

24.0220-3006.1

480062

**Bremstrommel**

Lochkreis-Ø [mm]: 100

13,8

Lochanzahl: 4

Ø 203

Ø 243

Durchmesser Aufnahme [mm]: 63,5

/ 204,5

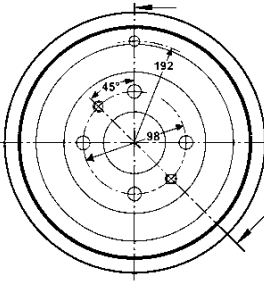
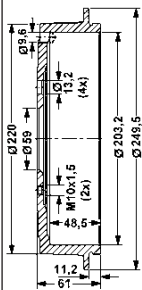
x 49,3

Br.Tr.Höhe ges. [mm]: 63,2

FORD

24.0220-3007.1

480064

**Bremstrommel**

Lochkreis-Ø [mm]: 98

13,2

Lochanzahl: 4

Ø 203

Ø 249,5

Durchmesser Aufnahme [mm]: 59

/ 204,7

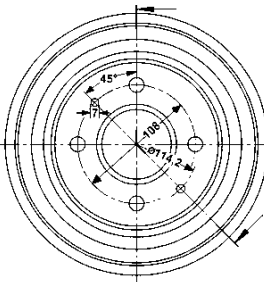
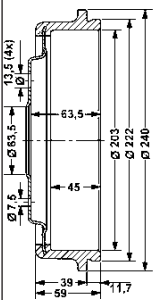
x 48,5

Br.Tr.Höhe ges. [mm]: 61

ALFA ROMEO, FIAT, LANCIA

24.0220-3008.2

480075

**Bremstrommel**

Lochkreis-Ø [mm]: 108

13,5

Lochanzahl: 4

Ø 203

Ø 240

Durchmesser Aufnahme [mm]: 63,5

/ 204

x 45

Br.Tr.Höhe ges. [mm]: 59

FORD

24.0220-3009.2

480080

**Bremstrommel**

Lochkreis-Ø [mm]: 108

M12x1,5

Lochanzahl: 4

Ø 203

Ø 239

Durchmesser Aufnahme [mm]: 50,3

/ 204,3

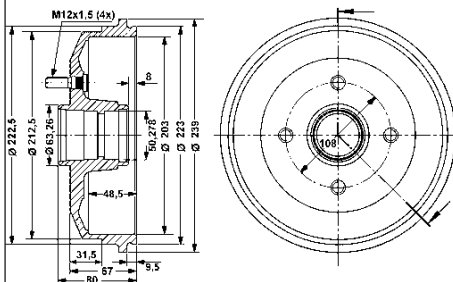
x 48,5

Br.Tr.Höhe ges. [mm]: 80

- RLG

- ABS Ring

mit Radbefestigungsbolzen

FORD, MAZDA

24.0220-3010.1

480081

**Bremstrommel**

Lochkreis-Ø [mm]: 100

M12x1,5

Lochanzahl: 4

Ø 203

Ø 234

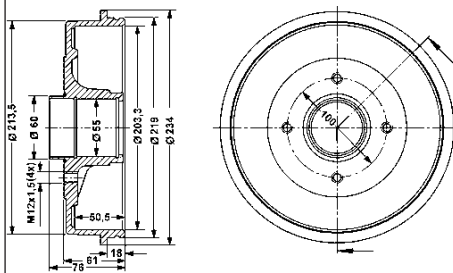
Durchmesser Aufnahme [mm]: 55

/ 204,5

x 50,5

Br.Tr.Höhe ges. [mm]: 76

- RLG / - ABS Ring

NISSAN, RENAULT

24.0220-3012.1

480088

**Bremstrommel**

Lochkreis-Ø [mm]: 100

M12x1,5

Lochanzahl: 4

Ø 203

Ø 234

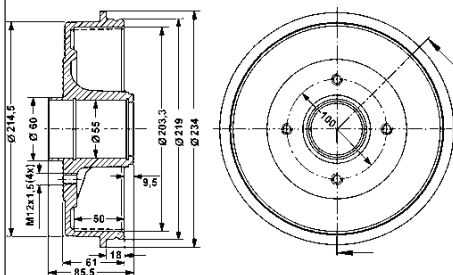
Durchmesser Aufnahme [mm]: 55

/ 204,5

x 50

Br.Tr.Höhe ges. [mm]: 85,5

- RLG / - ABS Ring

RENAULT

24.0220-3013.1

480089

**Bremstrommel**

Lochkreis-Ø [mm]: 108

M12x1,25

Lochanzahl: 4

Ø 203

Ø 247

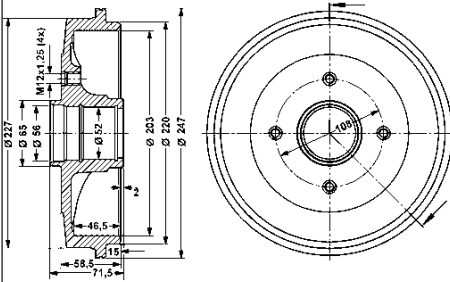
Durchmesser Aufnahme [mm]: 52

/ 204,5

x 46,5

Br.Tr.Höhe ges. [mm]: 71,5

- RLG / - ABS Ring

CITROËN, PEUGEOT

24.0220-3014.1

480090

**Bremstrommel**

Lochkreis-Ø [mm]: 108

M12x1,25

Lochanzahl: 4

Ø 203

Ø 247

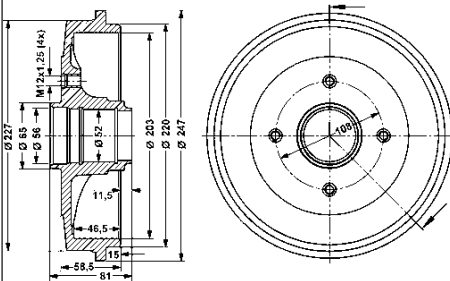
Durchmesser Aufnahme [mm]: 52

/ 204,5

x 46,5

Br.Tr.Höhe ges. [mm]: 81

- RLG / - ABS Ring

CITROËN, PEUGEOT

24.0220-3017.1

480108

**Bremstrommel**

Lochkreis-Ø [mm]: 100

13

Lochanzahl: 4

Ø 203

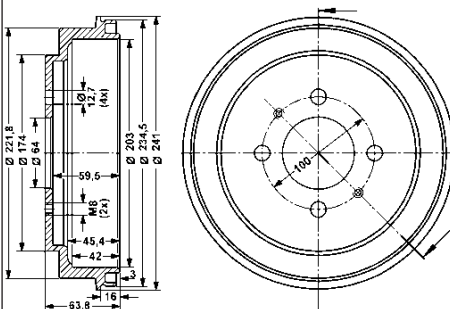
Ø 241

Durchmesser Aufnahme [mm]: 64

/ 205

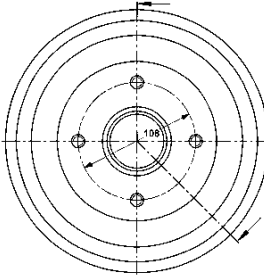
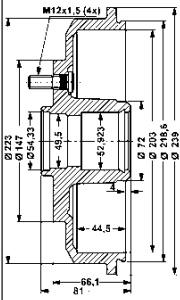
x 42

Br.Tr.Höhe ges. [mm]: 64,5

MITSUBISHI

24.0220-3020.2

480131

**Bremstrommel**

Lochkreis-Ø [mm]: 108

M12x1,5

Lochanzahl: 4

Ø 203

Ø 239

Durchmesser Aufnahme [mm]: 52,3

/ 204,3

x 44,5

Br.Tr.Höhe ges. [mm]: 81

Innendurchmesser 2 [mm]: 49,5

- RLG

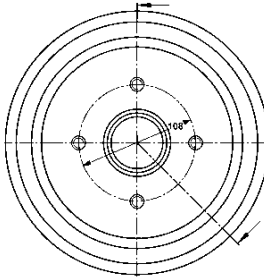
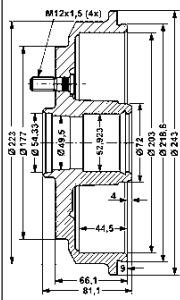
- ABS Ring

mit Radbefestigungsbolzen

FORD, SSANGYONG

24.0220-3026.2

480175

**Bremstrommel**

Lochkreis-Ø [mm]: 108

M12x1,5

Lochanzahl: 4

Ø 203

Ø 243

Durchmesser Aufnahme [mm]: 52,9

/ 204,3

x 44,5

Br.Tr.Höhe ges. [mm]: 81,1

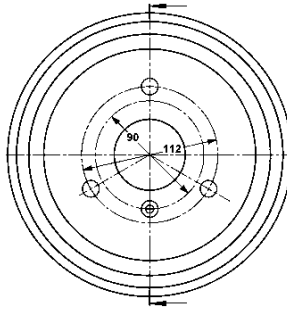
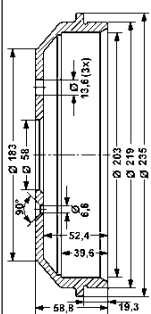
Innendurchmesser 2 [mm]: 49,5

- RLG / - ABS Ring

FORD

24.0220-3027.1

480168

**Bremstrommel**

Lochkreis-Ø [mm]: 112

12,8

Lochanzahl: 3

Ø 203

Ø 235

Durchmesser Aufnahme [mm]: 58

/ 204,5

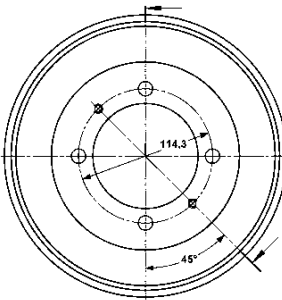
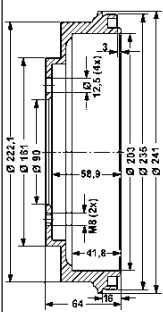
x 39,6

Br.Tr.Höhe ges. [mm]: 58,8

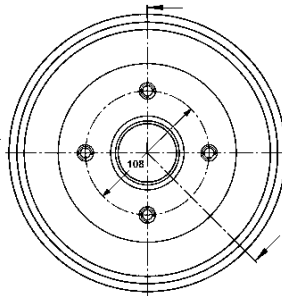
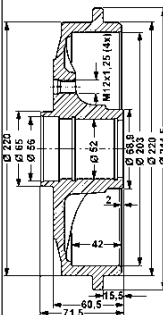
SMART

24.0220-3028.1**480169****Bremstrommel**

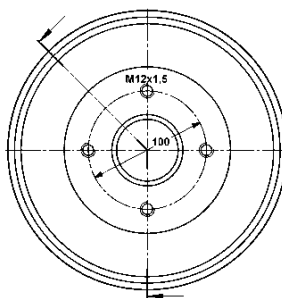
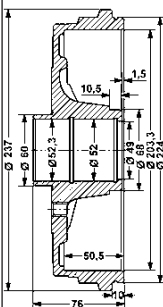
Lochkreis-Ø [mm]: 114,3
 12,5
 Lochanzahl: 4
 Ø 203
 Ø 241
 Durchmesser Aufnahme [mm]: 90
 / 205
 x 41,8
 Br.Tr.Höhe ges. [mm]: 64,1

MITSUBISHI**24.0220-3029.1****480179****Bremstrommel**

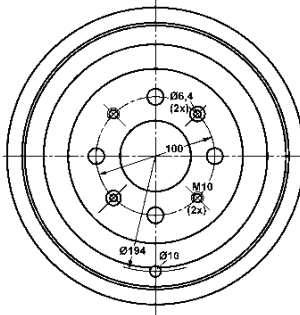
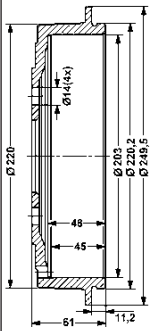
Lochkreis-Ø [mm]: 108
 M12x1,25
 Lochanzahl: 4
 Ø 203
 Ø 244,5
 Durchmesser Aufnahme [mm]: 52
 / 204,5
 x 42
 Br.Tr.Höhe ges. [mm]: 71,5
 - RLG / - ABS Ring

CITROËN, PEUGEOT**24.0220-3033.1****480195****Bremstrommel**

Lochkreis-Ø [mm]: 100
 M12x1,5
 Lochanzahl: 4
 Ø 203
 Ø 237
 Durchmesser Aufnahme [mm]: 52
 / 204,5
 x 50,5
 Br.Tr.Höhe ges. [mm]: 76
 Innendurchmesser 2 [mm]: 52,3
 - RLG / - ABS Ring

NISSAN, RENAULT

24.0220-3035.1 480300

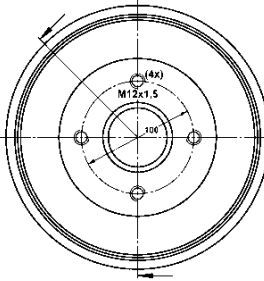
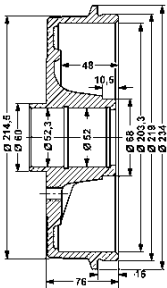


Bremstrommel

- Lochkreis-Ø [mm]: 100
- 14
- Lochanzahl: 4
- Ø 203
- Ø 249,5
- Durchmesser Aufnahme [mm]: 60
- / 204,7
- x 45
- Br.Tr.Höhe ges. [mm]: 61

FIAT, OPEL, VAUXHALL

24.0220-3037.1 480308

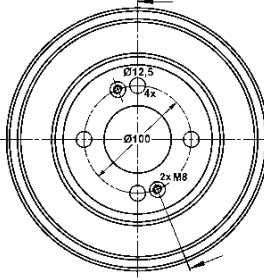
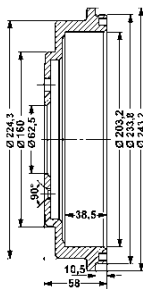


Bremstrommel

- Lochkreis-Ø [mm]: 100
- M12x1,5
- Lochanzahl: 4
- Ø 203
- Ø 234
- Durchmesser Aufnahme [mm]: 52
- / 204,5
- x 48
- Br.Tr.Höhe ges. [mm]: 76
- RLG / - ABS Ring

DACIA, RENAULT

24.0220-3038.1 480315



Bremstrommel

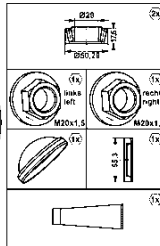
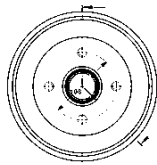
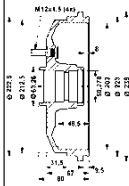
- Lochkreis-Ø [mm]: 100
- 12,5
- Lochanzahl: 4
- Ø 203
- Ø 243,2
- Durchmesser Aufnahme [mm]: 62,5
- / 205,2
- x 38,5
- Br.Tr.Höhe ges. [mm]: 58

HYUNDAI



24.0220-3709.2

480220

**Bremstrommel**

Lochkreis-Ø [mm]: 108

M12x1,5

Lochanzahl: 4

Ø 203

Ø 239

Durchmesser Aufnahme [mm]: 50,3

/ 204,3

x 48,5

Br.Tr.Höhe ges. [mm]: 80

+ RLG

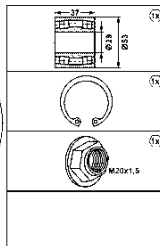
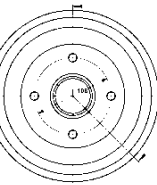
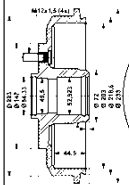
- ABS Ring

mit Radbefestigungsbolzen

FORD, MAZDA

24.0220-3720.2

480210

**Bremstrommel**

Lochkreis-Ø [mm]: 108

M12x1,5

Lochanzahl: 4

Ø 203

Ø 239

Durchmesser Aufnahme [mm]: 52,3

/ 204,3

x 44,5

Br.Tr.Höhe ges. [mm]: 81

Innendurchmesser 2 [mm]: 49,5

+ RLG

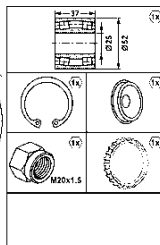
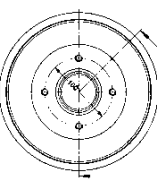
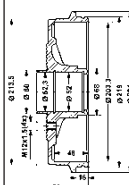
- ABS Ring

mit Radbefestigungsbolzen

FORD, SSANGYONG

24.0220-3721.2

480213

**Bremstrommel**

Lochkreis-Ø [mm]: 100

M12x1,5

Lochanzahl: 4

Ø 203

Ø 234

Durchmesser Aufnahme [mm]: 52

/ 204,5

x 48

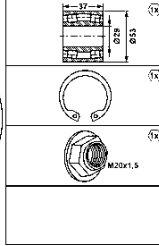
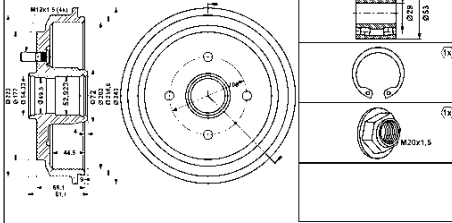
Br.Tr.Höhe ges. [mm]: 76

Innendurchmesser 2 [mm]: 52,3

+ RLG / + ABS Ring

DACIA, RENAULT

24.0220-3726.2 480216

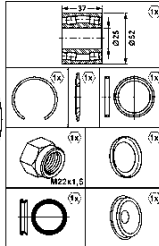
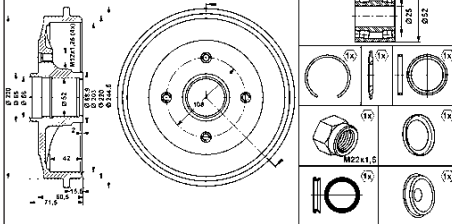


Bremstrommel

Lochkreis-Ø [mm]: 108
 M12x1,5
 Lochanzahl: 4
 Ø 203
 Ø 243
 Durchmesser Aufnahme [mm]: 52,9
 / 204,3
 x 44,5
 Br.Tr.Höhe ges. [mm]: 81,1
 Innendurchmesser 2 [mm]: 49,5
 + RLG / - ABS Ring

FORD, MAZDA

24.0220-3729.2 480217

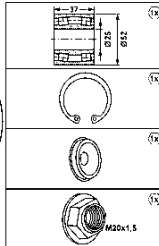
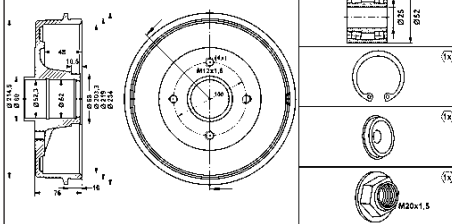


Bremstrommel

Lochkreis-Ø [mm]: 108
 M12x1,25
 Lochanzahl: 4
 Ø 203
 Ø 244,5
 Durchmesser Aufnahme [mm]: 52
 / 204,5
 x 42
 Br.Tr.Höhe ges. [mm]: 71,5
 + RLG / + ABS Ring

CITROËN, PEUGEOT

24.0220-3737.2 480218



Bremstrommel

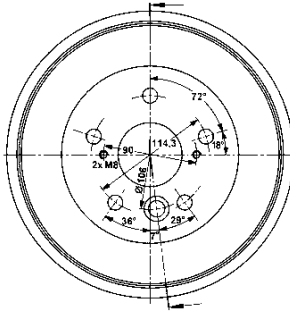
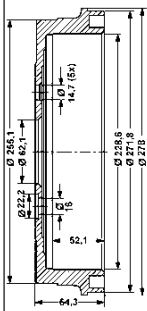
Lochkreis-Ø [mm]: 100
 M12x1,5
 Lochanzahl: 4
 Ø 203
 Ø 234
 Durchmesser Aufnahme [mm]: 52
 / 204,5
 x 48
 Br.Tr.Höhe ges. [mm]: 76
 + RLG / - ABS Ring

DACIA, RENAULT



24.0222-8008.1

480304

**Bremstrommel**

Lochkreis-Ø [mm]: 114,3

14,5

Lochanzahl: 5

Ø 229

Ø 271,8

Durchmesser Aufnahme [mm]: 62,1

/ 230,6

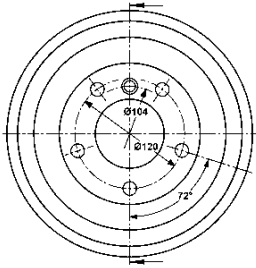
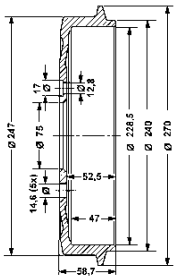
x 52,1

Br.Tr.Höhe ges. [mm]: 64

TOYOTA

24.0222-8013.1

480030

**Bremstrommel**

Lochkreis-Ø [mm]: 120

14,6

Lochanzahl: 5

Ø 229

Ø 270

Durchmesser Aufnahme [mm]: 75

/ 229,5

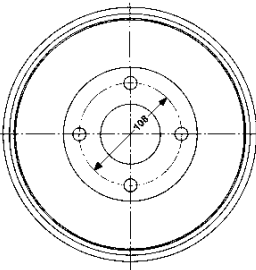
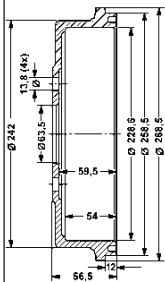
x 47

Br.Tr.Höhe ges. [mm]: 58,7

BMW

24.0222-8014.1

480031

**Bremstrommel**

Lochkreis-Ø [mm]: 108

13,8

Lochanzahl: 4

Ø 229

Ø 268,5

Durchmesser Aufnahme [mm]: 63,5

/ 230,1

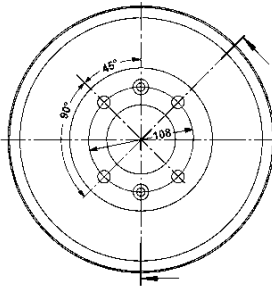
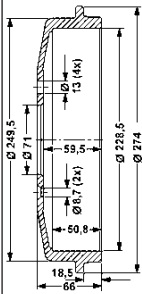
x 54

Br.Tr.Höhe ges. [mm]: 66,5

FORD

24.0222-8017.1

480071

**Bremstrommel**

Lochkreis-Ø [mm]: 108

13

Lochanzahl: 4

Ø 229

Ø 274

Durchmesser Aufnahme [mm]: 71

/ 230

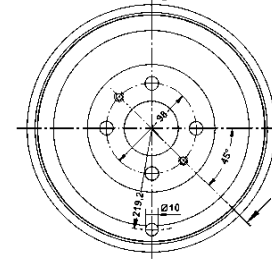
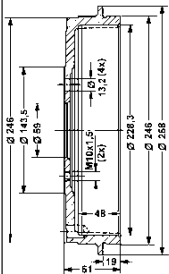
x 50,8

Br.Tr.Höhe ges. [mm]: 66

CITROËN, PEUGEOT

24.0222-8018.1

480078

**Bremstrommel**

Lochkreis-Ø [mm]: 98

13,2

Lochanzahl: 4

Ø 228

Ø 268

Durchmesser Aufnahme [mm]: 59

/ 230

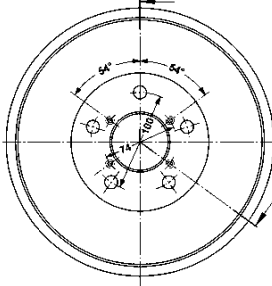
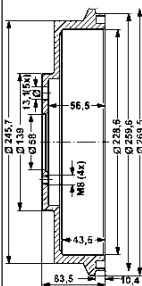
x 48

Br.Tr.Höhe ges. [mm]: 61

ALFA ROMEO, FIAT, LANCIA

24.0222-8023.1

480094

**Bremstrommel**

Lochkreis-Ø [mm]: 100

13

Lochanzahl: 5

Ø 229

Ø 269,5

Durchmesser Aufnahme [mm]: 58

/ 230

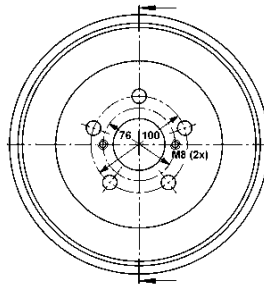
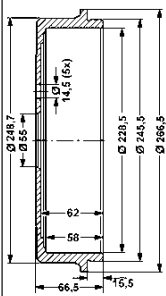
x 43,5

Br.Tr.Höhe ges. [mm]: 63,5

SUBARU

24.0222-8031.1

480152

**Bremstrommel**

Lochkreis-Ø [mm]: 100

14,5

Lochanzahl: 5

Ø 229

Ø 266,5

Durchmesser Aufnahme [mm]: 55

/ 229,6

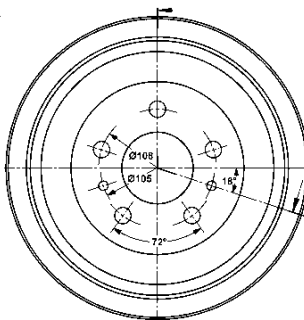
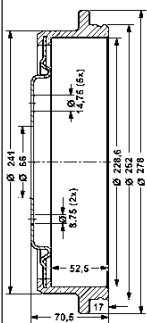
x 58

Br.Tr.Höhe ges. [mm]: 66,5

TOYOTA

24.0222-8032.1

480170

**Bremstrommel**

Lochkreis-Ø [mm]: 108

14,8

Lochanzahl: 5

Ø 229

Ø 278

Durchmesser Aufnahme [mm]: 66

/ 229,5

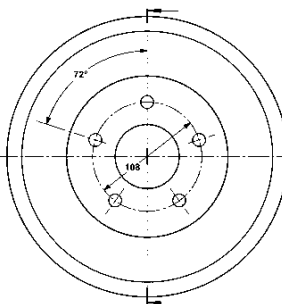
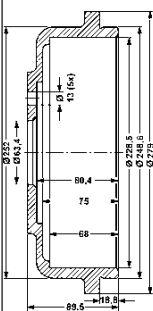
x 52,5

Br.Tr.Höhe ges. [mm]: 70,5

RENAULT

24.0222-8033.1

480181

**Bremstrommel**

Lochkreis-Ø [mm]: 108

13

Lochanzahl: 5

Ø 229

Ø 279

Durchmesser Aufnahme [mm]: 63,4

/ 229,6

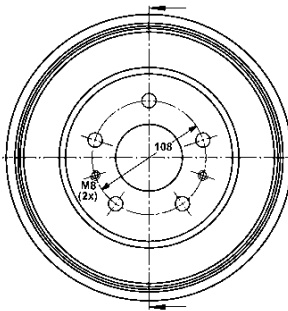
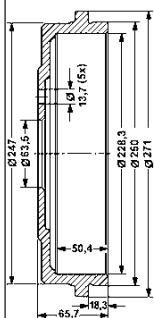
x 68

Br.Tr.Höhe ges. [mm]: 89,5

FORD

24.0222-8035.1

480188

**Bremstrommel**

Lochkreis-Ø [mm]: 108

13,7

Lochanzahl: 5

Ø 228

Ø 271

Durchmesser Aufnahme [mm]: 63,5

/ 230,3

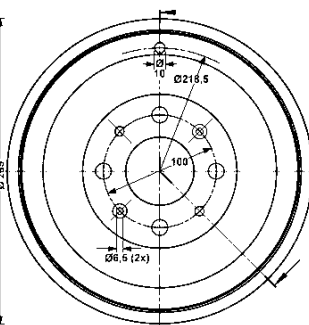
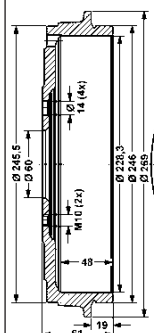
x 50,4

Br.Tr.Höhe ges. [mm]: 65,7

FORD

24.0222-8037.1

480302

**Bremstrommel**

Lochkreis-Ø [mm]: 100

14

Lochanzahl: 4

Ø 228

Ø 269

Durchmesser Aufnahme [mm]: 60

/ 230

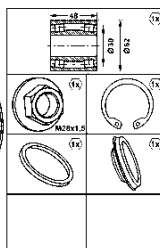
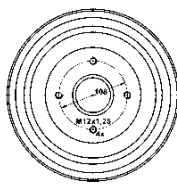
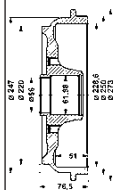
x 48

Br.Tr.Höhe ges. [mm]: 61

FIAT, OPEL, VAUXHALL

24.0222-9701.2

480219

**Bremstrommel**

Lochkreis-Ø [mm]: 108

M12x1,25

Lochanzahl: 4

Ø 228

Ø 273

Durchmesser Aufnahme [mm]: 62

/ 230,1

Ø 30

x 51

Br.Tr.Höhe ges. [mm]: 76,5

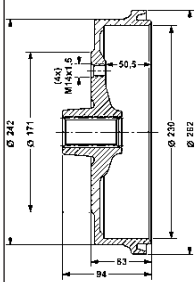
+ RLG

+ ABS Ring

CITROËN, DS, PEUGEOT

24.0223-0003.1

480033

**Bremstrommel**

Lochkreis-Ø [mm]: 130

M14x1,5

Nabenbohrung-Ø[mm]: 26,4

Lochanzahl: 4

Ø 230

Ø 262

/ 231

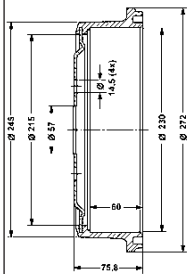
x 50,5

Br.Tr.Höhe ges. [mm]: 94

VW

24.0223-0008.2

480038

**Bremstrommel**

Lochkreis-Ø [mm]: 100

14,5

Lochanzahl: 4

Ø 230

Ø 273

Durchmesser Aufnahme [mm]: 57

/ 231

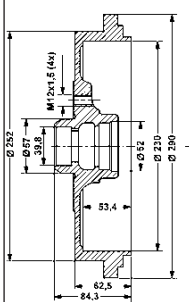
x 60

Br.Tr.Höhe ges. [mm]: 76

OPEL, VAUXHALL

24.0223-0012.1

480042

**Bremstrommel**

Lochkreis-Ø [mm]: 100

M12x1,5

Lochanzahl: 4

Ø 230

Ø 290

Durchmesser Aufnahme [mm]: 52

/ 231,5

x 53,4

Br.Tr.Höhe ges. [mm]: 84,3

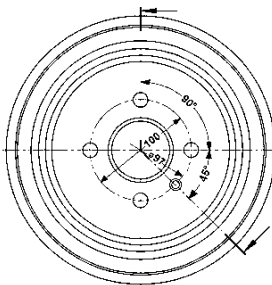
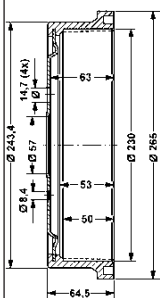
Innendurchmesser 2 [mm]: 39,8

- RLG / - ABS Ring

VW

24.0223-0013.2

480061

**Bremstrommel**

Lochkreis-Ø [mm]: 100

14,7

Lochanzahl: 4

Ø 230

Ø 265

Durchmesser Aufnahme [mm]: 57

/ 231

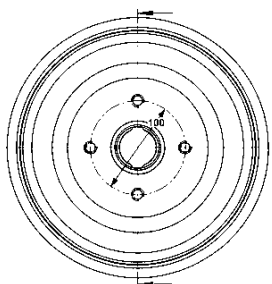
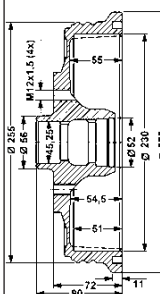
x 50

Br.Tr.Höhe ges. [mm]: 65

OPEL, VAUXHALL

24.0223-0015.1

480073

**Bremstrommel**

Lochkreis-Ø [mm]: 100

M12x1,5

Lochanzahl: 4

Ø 230

Ø 275

Durchmesser Aufnahme [mm]: 52

/ 231

x 51

Br.Tr.Höhe ges. [mm]: 90

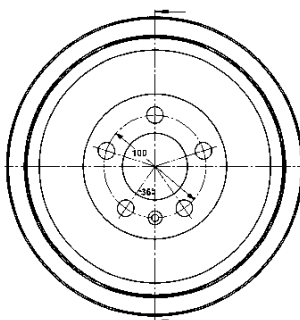
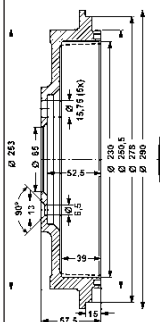
Innendurchmesser 2 [mm]: 45,3

- RLG

SEAT, VW

24.0223-0016.1

480111

**Bremstrommel**

Lochkreis-Ø [mm]: 100

15,8

Lochanzahl: 5

Ø 230

Ø 290

Durchmesser Aufnahme [mm]: 65

/ 231,5

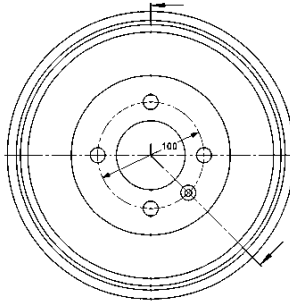
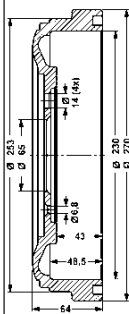
x 39

Br.Tr.Höhe ges. [mm]: 57,5

SKODA

24.0223-0017.1

480135

**Bremstrommel**

Lochkreis-Ø [mm]: 100

14

Lochanzahl: 4

Ø 230

Ø 270

Durchmesser Aufnahme [mm]: 65

/ 231,5

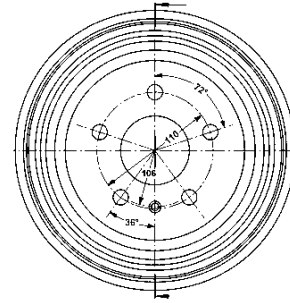
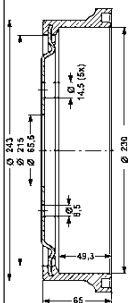
x 48,5

Br.Tr.Höhe ges. [mm]: 64

VW

24.0223-0018.2

480136

**Bremstrommel**

Lochkreis-Ø [mm]: 110

14,5

Lochanzahl: 5

Ø 230

Ø 265

Durchmesser Aufnahme [mm]: 65,5

/ 231

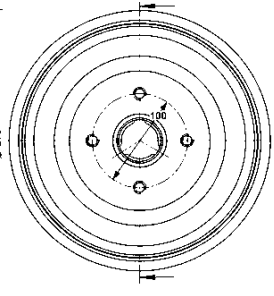
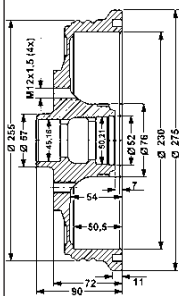
x 49,3

Br.Tr.Höhe ges. [mm]: 65

CHEVROLET, OPEL, VAUXHALL

24.0223-0019.1

480176

**Bremstrommel**

Lochkreis-Ø [mm]: 100

M12x1,5

Lochanzahl: 4

Ø 230

Ø 275

Durchmesser Aufnahme [mm]: 50,2

/ 231

x 50,5

Br.Tr.Höhe ges. [mm]: 51

- RLG / + ABS Ring

SEAT, VW

24.0223-0020.1

480177

**Bremstrommel**

Lochkreis-Ø [mm]: 100

13,7

Lochanzahl: 4

Ø 230

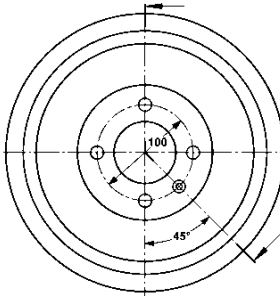
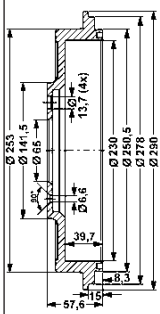
Ø 290

Durchmesser Aufnahme [mm]: 65

/ 231,5

x 39,7

Br.Tr.Höhe ges. [mm]: 57,6

SEAT, VW

24.0223-0021.1

480186

**Bremstrommel**

Lochkreis-Ø [mm]: 100

14,2

Lochanzahl: 4

Ø 230

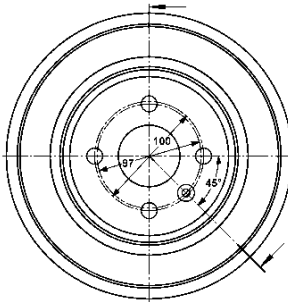
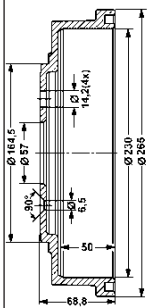
Ø 265

Durchmesser Aufnahme [mm]: 57

/ 231

x 50

Br.Tr.Höhe ges. [mm]: 68,8

OPEL, VAUXHALL

24.0225-0004.1

480058

**Bremstrommel**

Lochkreis-Ø [mm]: 139,7

15,2

Lochanzahl: 5

Ø 250

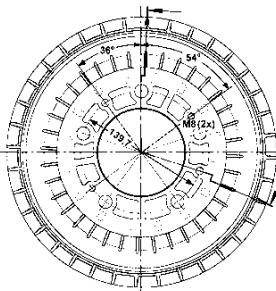
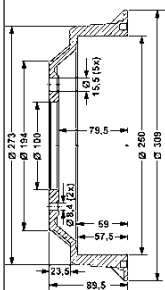
Ø 309

Durchmesser Aufnahme [mm]: 100

/ 251,5

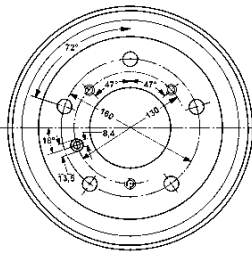
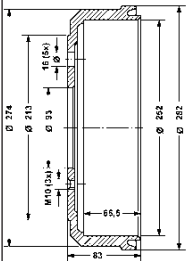
x 57,5

Br.Tr.Höhe ges. [mm]: 89,5

LADA

24.0225-2003.1

480047

**Bremstrommel**

Lochkreis-Ø [mm]: 160

16

Lochanzahl: 5

Ø 252

Ø 282

Durchmesser Aufnahme [mm]: 93

/ 253,5

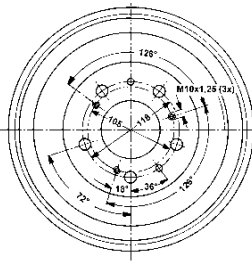
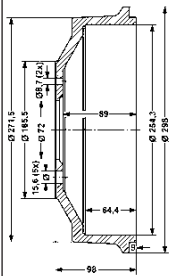
x 65,5

Br.Tr.Höhe ges. [mm]: 83

VW

24.0225-4002.1

480048

**Bremstrommel**

Lochkreis-Ø [mm]: 118

15,6

Lochanzahl: 5

Ø 254

Ø 298

Durchmesser Aufnahme [mm]: 72

/ 255,6

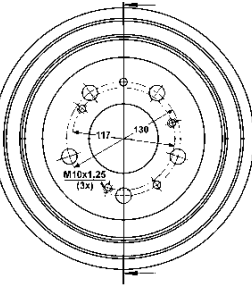
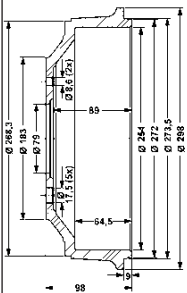
x 64,4

Br.Tr.Höhe ges. [mm]: 98

CITROËN, FIAT, PEUGEOT

24.0225-4005.1

480070

**Bremstrommel**

Lochkreis-Ø [mm]: 130

17,5

Lochanzahl: 5

Ø 254

Ø 298

Durchmesser Aufnahme [mm]: 79

/ 255,6

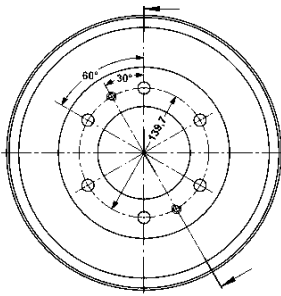
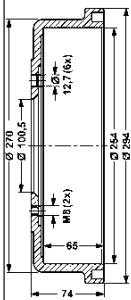
x 64,5

Br.Tr.Höhe ges. [mm]: 98

CITROËN, FIAT, PEUGEOT

24.0225-4014.1

480155

**Bremstrommel**

Lochkreis-Ø [mm]: 139,7

12,7

Lochanzahl: 6

Ø 254

Ø 294

Durchmesser Aufnahme [mm]: 100,5

/ 255,5

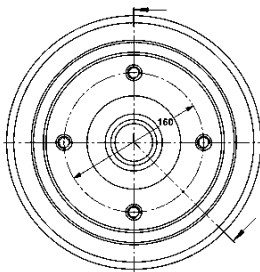
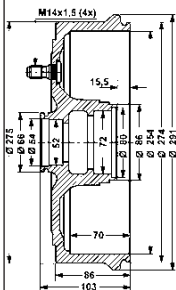
x 65

Br.Tr.Höhe ges. [mm]: 74

FORD, NISSAN

24.0225-4015.2

480178

**Bremstrommel**

Lochkreis-Ø [mm]: 160

M14x1,5

Lochanzahl: 4

Ø 254

Ø 291

Durchmesser Aufnahme [mm]: 52

/ 254,8

x 70

Br.Tr.Höhe ges. [mm]: 103

Innendurchmesser 2 [mm]: 72

- RLG

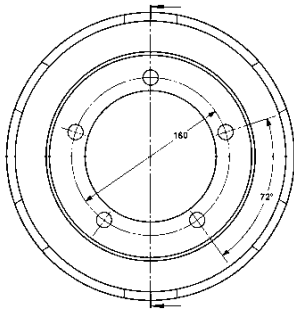
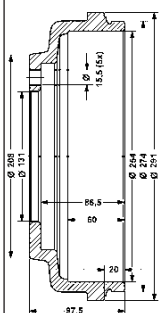
- ABS Ring

mit Radbefestigungsbolzen

OPEL, RENAULT, VAUXHALL

24.0225-4016.1

480171

**Bremstrommel**

Lochkreis-Ø [mm]: 160

15,5

Lochanzahl: 5

Ø 254

Ø 292

Durchmesser Aufnahme [mm]: 132

/ 256

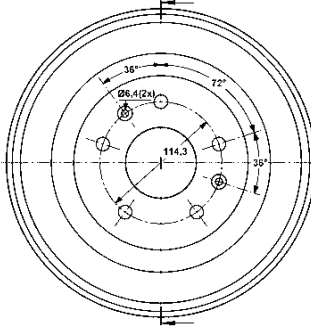
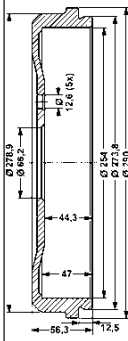
x 60

Br.Tr.Höhe ges. [mm]: 97,5

FORD

24.0225-4017.1

480182

**Bremstrommel**

Lochkreis-Ø [mm]: 114,3

12,6

Lochanzahl: 5

Ø 254

Ø 290

Durchmesser Aufnahme [mm]: 66,2

/ 255,5

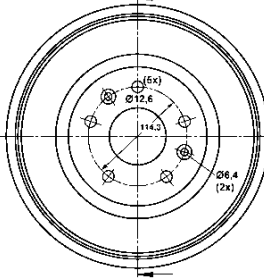
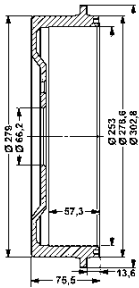
x 47

Br.Tr.Höhe ges. [mm]: 56,3

LAND ROVER

24.0225-4020.1

480310

**Bremstrommel**

Lochkreis-Ø [mm]: 114,3

12,6

Lochanzahl: 5

Ø 254

Ø 303

Durchmesser Aufnahme [mm]: 66,2

/ 255,5

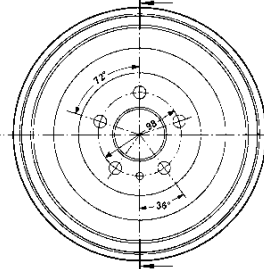
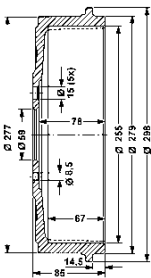
x 57,3

Br.Tr.Höhe ges. [mm]: 75,5

LAND ROVER

24.0225-5003.1

480066

**Bremstrommel**

Lochkreis-Ø [mm]: 98

15

Lochanzahl: 5

Ø 255

Ø 298

Durchmesser Aufnahme [mm]: 59

/ 256

x 67

Br.Tr.Höhe ges. [mm]: 85

CITROËN, FIAT, LANCIA, PEUGEOT

24.0226-0001.1

480050

**Bremstrommel**

Lochkreis-Ø [mm]: 130

15

Lochanzahl: 5

Ø 260

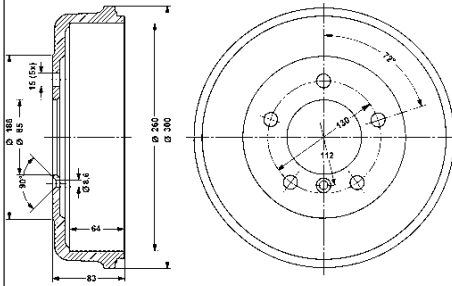
Ø 300

Durchmesser Aufnahme [mm]: 85

/ 261,5

x 64

Br.Tr.Höhe ges. [mm]: 83

MERCEDES-BENZ

24.0226-8001.1

480051

**Bremstrommel**

Lochkreis-Ø [mm]: 112

16,8

Lochanzahl: 5

Ø 268

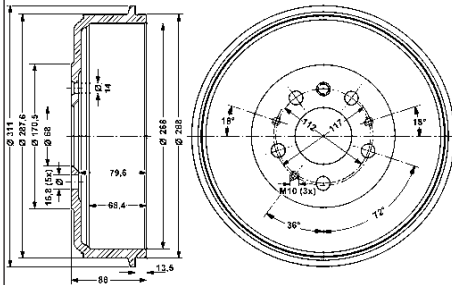
Ø 288

Durchmesser Aufnahme [mm]: 68,4

/ 269,5

x 68,4

Br.Tr.Höhe ges. [mm]: 88

VW

24.0227-0004.1

480303

**Bremstrommel**

Lochkreis-Ø [mm]: 139,7

14,5

Lochanzahl: 6

Ø 270

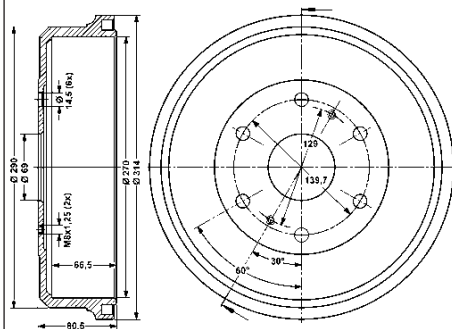
Ø 314

Durchmesser Aufnahme [mm]: 69

/ 272

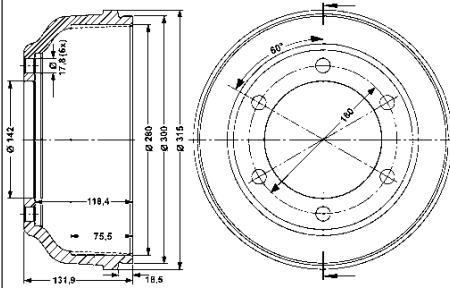
x 66,5

Br.Tr.Höhe ges. [mm]: 80,5

TOYOTA

24.0228-0001.1

480068

**Bremstrommel**

Lochkreis-Ø [mm]: 180

17,8

Lochanzahl: 6

Ø 280

Ø 315

Durchmesser Aufnahme [mm]: 142

/ 282

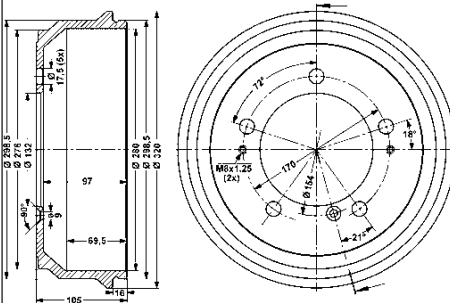
x 75,5

Br.Tr.Höhe ges. [mm]: 131,9

FORD

24.0228-0002.1

480159

**Bremstrommel**

Lochkreis-Ø [mm]: 170

17,5

Lochanzahl: 5

Ø 280

Ø 320

Durchmesser Aufnahme [mm]: 132

/ 282

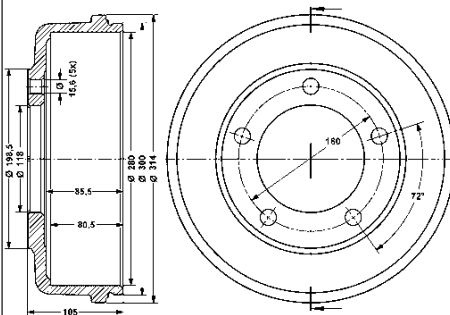
x 69,5

Br.Tr.Höhe ges. [mm]: 105

OPEL, RENAULT, VAUXHALL

24.0228-0004.1

480173

**Bremstrommel**

Lochkreis-Ø [mm]: 160

15,5

Lochanzahl: 5

Ø 280

Ø 314

Durchmesser Aufnahme [mm]: 118

/ 282

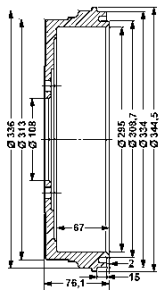
x 80,5

Br.Tr.Höhe ges. [mm]: 105

FORD

24.0229-5003.1

480306

**Bremstrommel**

Lochkreis-Ø [mm]: 139,7

14,4

Lochanzahl: 6

Ø 295

Ø 344,5

Durchmesser Aufnahme [mm]: 108

/ 297

x 67

Br.Tr.Höhe ges. [mm]: 76,1

TOYOTA

24.3215-0903.3

020154

**Radbremsszylinder**

ALU

Kolbendurchmesser [mm]: 15,9

AUDI, SEAT, VW

24.3215-1107.3

020352

**Radbremsszylinder**

GG

Kolbendurchmesser [mm]: 15,9

NISSAN

24.3215-1701.3

020493

**Radbremsszylinder**

ALU

Kolbendurchmesser [mm]: 15,9

OPEL, SUBARU, SUZUKI, VAUXHALL

24.3215-1702.3

020494



Radbremsszylinder

ALU

Kolbendurchmesser [mm]: 15,9

SUZUKI

24.3215-1703.3

020530



Radbremsszylinder

ALU

Kolbendurchmesser [mm]: 15,9

KIA

24.3215-1704.3

020532



Radbremsszylinder

GG

Kolbendurchmesser [mm]: 15,9

SUZUKI

24.3215-1705.3

020596



Radbremsszylinder

ALU

Kolbendurchmesser [mm]: 15,9

HYUNDAI

24.3217-0908.3

020167



Radbremsszylinder

ALU

Kolbendurchmesser [mm]: 17,5

AUDI, SEAT, SKODA, VW

24.3217-1109.3

020173



Radbremsszylinder

GG

Kolbendurchmesser [mm]: 17,5

MERCEDES-BENZ

24.3217-1113.3

020176



Radbremsszylinder

ALU

Kolbendurchmesser [mm]: 17,5

IVECO

24.3217-1120.3

020360



Radbremsszylinder

GG

Kolbendurchmesser [mm]: 17,5

KIA, MAZDA

24.3217-1601.3

020180



Radbremsszylinder

GG

Kolbendurchmesser [mm]: 17,5

FORD

24.3217-1705.3

020020



Radbremsszylinder

GG

Kolbendurchmesser [mm]: 17,5

RENAULT

24.3217-1708.3

020414



Radbremsszylinder

GG

Kolbendurchmesser [mm]: 17,8

NISSAN

24.3217-1709.3

020419



Radbremsszylinder

ALU

Kolbendurchmesser [mm]: 17,8

MERCEDES-BENZ

24.3217-1710.3

020420



Radbremsszylinder

GG

TRW

Kolbendurchmesser [mm]: 17,8

DACIA, RENAULT

24.3217-1711.3

020449



Radbremsszylinder

ALU

BOS

Kolbendurchmesser [mm]: 17,5

DACIA, RENAULT

24.3217-1712.3

020475



Radbremsszylinder

GG

Kolbendurchmesser [mm]: 17,5

CHEVROLET, DAEWOO

24.3217-1713.3

020450



Radbremsszylinder

GG

Kolbendurchmesser [mm]: 17,5

SMART

24.3217-1714.3

020451



Radbremsszylinder

GG

Kolbendurchmesser [mm]: 17,5

SMART

24.3217-1715.3

020463



Radbremsszylinder

GG

TRW

Kolbendurchmesser [mm]: 17,8

FORD, MAZDA

24.3217-1716.3

020474



Radbremsszylinder

GG

Kolbendurchmesser [mm]: 17,5

MAZDA

24.3217-1717.3

020477



Radbremsszylinder

GG

Kolbendurchmesser [mm]: 17,5

HONDA

24.3217-1718.3

020478



Radbremsszylinder

GG

Kolbendurchmesser [mm]: 17,5

MAZDA

24.3217-1719.3

020482



Radbremsszylinder

ALU

BOS

Kolbendurchmesser [mm]: 17,5

CITROËN, PEUGEOT, TOYOTA

24.3217-1721.3

020489



Radbremsszylinder

ALU

Kolbendurchmesser [mm]: 17,5

DAIHATSU, SUBARU, TOYOTA

24.3217-1722.3

020490



Radbremsszylinder

ALU

Kolbendurchmesser [mm]: 17,5

DAIHATSU, SUBARU, TOYOTA

24.3217-1723.3

020502



Radbremsszylinder

ALU

Kolbendurchmesser [mm]: 17,8

HYUNDAI

24.3217-1725.3

020512



Radbremsszylinder

ALU

Kolbendurchmesser [mm]: 17,5

SUBARU, SUZUKI

24.3217-1726.3

020513



Radbremsszylinder

ALU

Kolbendurchmesser [mm]: 17,5

SUBARU, SUZUKI

24.3217-1727.3

020524



Radbremsszylinder

ALU

Kolbendurchmesser [mm]: 17,5

RENAULT

24.3217-1728.3

020534



Radbremsszylinder

GG

Kolbendurchmesser [mm]: 17,5

TOYOTA

24.3217-1729.3

020535



Radbremsszylinder

ALU

Kolbendurchmesser [mm]: 17,5

KIA

24.3217-1731.3

020551



Radbremsszylinder

ALU

Kolbendurchmesser [mm]: 17,5

HYUNDAI, KIA

24.3217-1739.3

020597



Radbremsszylinder

ALU

BOS

Kolbendurchmesser [mm]: 17,5

CITROËN, PEUGEOT, TOYOTA

24.3217-1740.3

020607



Radbremsszylinder

ALU

Kolbendurchmesser [mm]: 17,5

HYUNDAI, KIA

24.3217-1741.3

020611



Radbremsszylinder

ALU

Kolbendurchmesser [mm]: 17,5

KIA

24.3217-1742.3

020612



Radbremsszylinder

ALU

Kolbendurchmesser [mm]: 17,5

KIA

24.3219-0801.3

020181



Radbremsszylinder

GG

Fiat

Kolbendurchmesser [mm]: 19

FIAT, FSO

24.3219-0803.3

020183



Radbremsszylinder

GG

Kolbendurchmesser [mm]: 19

FIAT, SEAT

24.3219-0909.3

020188



Radbremsszylinder

ALU

Kolbendurchmesser [mm]: 19

SEAT, SKODA, VW

24.3219-1103.3

020408



Radbremsszylinder

GG

Kolbendurchmesser [mm]: 19

FIAT

24.3219-1107.3

020338



Radbremsszylinder

GG

TRW

Kolbendurchmesser [mm]: 19

FORD, MAZDA

24.3219-1111.3

020194



Radbremsszylinder

GG

TRW

Kolbendurchmesser [mm]: 19

OPEL, VAUXHALL

24.3219-1112.3

020311



Radbremsszylinder

GG

BDX

Kolbendurchmesser [mm]: 19

PEUGEOT

24.3219-1118.3

020332



Radbremsszylinder

GG

TRW

Kolbendurchmesser [mm]: 19

PEUGEOT

24.3219-1119.3

020333



Radbremsszylinder

GG

Kolbendurchmesser [mm]: 19

CITROËN

24.3219-1401.3

020351



Radbremsszylinder

GG

AP

Kolbendurchmesser [mm]: 19

ROVER

24.3219-1601.3

020198



Radbremsszylinder

+ RZR

GG

TRW

Kolbendurchmesser [mm]: 19

PEUGEOT

24.3219-1602.3

020199



Radbremsszylinder

+ RZR

GG

TRW

Kolbendurchmesser [mm]: 19

PEUGEOT

24.3219-1603.3

020200



Radbremsszylinder

+ RZR

GG

Kolbendurchmesser [mm]: 19

CITROËN, PEUGEOT

24.3219-1604.3

020201



Radbremsszylinder

+ RZR

GG

Kolbendurchmesser [mm]: 19

CITROËN, PEUGEOT

24.3219-1605.3

020202



Radbremsszylinder

+ RZR

GG

BDX

Kolbendurchmesser [mm]: 19

PEUGEOT

24.3219-1609.3

020319



Radbremsszylinder

+ RZR

GG

Kolbendurchmesser [mm]: 19

CITROËN, PEUGEOT

24.3219-1610.3

020320



Radbremsszylinder

+ RZR

GG

Kolbendurchmesser [mm]: 19

CITROËN, PEUGEOT

24.3219-1611.3

020367



Radbremsszylinder

GG

Kolbendurchmesser [mm]: 19

RENAULT

24.3219-1704.3

020374



Radbremsszylinder

GG

Kolbendurchmesser [mm]: 19

CITROËN, FIAT, LANCIA, PEUGEOT

24.3219-1715.3

020122



Radbremsszylinder

ALU

Kolbendurchmesser [mm]: 19

CHEVROLET, OPEL, VAUXHALL

24.3219-1716.3

020071



Radbremsszylinder

GG

Kolbendurchmesser [mm]: 19

MITSUBISHI

24.3219-1717.3

020415



Radbremsszylinder

GG

Kolbendurchmesser [mm]: 19

FORD

24.3219-1718.3

020421



Radbremsszylinder

ALU

Kolbendurchmesser [mm]: 19

MERCEDES-BENZ

24.3219-1721.3

020422



Radbremsszylinder

GG

Kolbendurchmesser [mm]: 19

SKODA, VW

24.3219-1722.3

020426



Radbremsszylinder

GG

BDX

Kolbendurchmesser [mm]: 19

DACIA, RENAULT

24.3219-1723.3

020427



Radbremsszylinder

ALU

Kolbendurchmesser [mm]: 19

HONDA, SUZUKI

24.3219-1724.3

020428



Radbremsszylinder

ALU

Kolbendurchmesser [mm]: 19

HONDA, SUZUKI

24.3219-1725.3

020429



Radbremsszylinder

GG

TRW

Kolbendurchmesser [mm]: 19

MAZDA

24.3219-1728.3

020452



Radbremsszylinder

GG

Kolbendurchmesser [mm]: 19

RENAULT

24.3219-1729.3

020446



Radbremsszylinder

GG

Kolbendurchmesser [mm]: 19

TOYOTA

24.3219-1730.3

020447



Radbremsszylinder

GG

Kolbendurchmesser [mm]: 19

TOYOTA

24.3219-1735.3

020464



Radbremsszylinder

ALU

Kolbendurchmesser [mm]: 19

FORD, MAZDA

24.3219-1739.3

020472



Radbremsszylinder

+ RZR

GG

Kolbendurchmesser [mm]: 19

CITROËN

24.3219-1740.3

020473



Radbremsszylinder

+ RZR

GG

Kolbendurchmesser [mm]: 19

CITROËN

24.3219-1743.3

020485



Radbremsszylinder


ALU

Kolbendurchmesser [mm]: 19

HONDA, HYUNDAI, ROVER

24.3219-1744.3

020488



Radbremsszylinder

ALU

BOS

Kolbendurchmesser [mm]: 19

TOYOTA

24.3219-1745.3

020496



Radbremsszylinder


GG

Kolbendurchmesser [mm]: 19

MITSUBISHI

24.3219-1746.3

020497



Radbremsszylinder

ALU

Kolbendurchmesser [mm]: 19

LAND ROVER

24.3219-1747.3

020498



Radbremsszylinder


ALU

Kolbendurchmesser [mm]: 19

HYUNDAI

24.3219-1748.3

020499



Radbremsszylinder

ALU

Kolbendurchmesser [mm]: 19

HYUNDAI

24.3219-1749.3

020500



Radbremsszylinder

ALU

Kolbendurchmesser [mm]: 19

SUZUKI, TOYOTA

24.3219-1752.3

020505



Radbremsszylinder

GG

Kolbendurchmesser [mm]: 19

MAZDA, MITSUBISHI, PROTON

24.3219-1753.3

020506



Radbremsszylinder

GG

Kolbendurchmesser [mm]: 19

CITROËN, MITSUBISHI, PEUGEOT

24.3219-1755.3

020508



Radbremsszylinder

ALU

Kolbendurchmesser [mm]: 19

NISSAN, OPEL, RENAULT, VAUXHALL

24.3219-1756.3

020511



Radbremsszylinder

ALU

BOS

Kolbendurchmesser [mm]: 19

FIAT, LANCIA, OPEL, SUZUKI, VAUXHALL

24.3219-1757.3

020517



Radbremsszylinder

ALU

TRW

Kolbendurchmesser [mm]: 19

mitsubishi, smart

24.3219-1758.3

020527



Radbremsszylinder

ALU

Kolbendurchmesser [mm]: 19

SUZUKI

24.3219-1759.3

020528



Radbremsszylinder

GG

Kolbendurchmesser [mm]: 19

SUBARU

24.3219-1760.3

020529



Radbremsszylinder

ALU

Kolbendurchmesser [mm]: 19

FORD

24.3219-1761.3

020536



Radbremsszylinder

ALU

Kolbendurchmesser [mm]: 19

DACIA, RENAULT

24.3219-1763.3

020543



Radbremsszylinder

ALU

Kolbendurchmesser [mm]: 19

DACIA, RENAULT

24.3219-1764.3

020544



Radbremsszylinder

ALU

Kolbendurchmesser [mm]: 19

DACIA, RENAULT

24.3219-1766.3

020555



Radbremsszylinder

ALU

Kolbendurchmesser [mm]: 19

CHEVROLET

24.3219-1767.3

020552



Radbremsszylinder

GG

Kolbendurchmesser [mm]: 19

CHEVROLET, DAEWOO, OPEL, VAUXHALL

24.3219-1769.3

020610



Radbremszylinder

ALU

Kolbendurchmesser [mm]: 19

SUZUKI

24.3219-1770.3

020587



Radbremszylinder

ALU

Kolbendurchmesser [mm]: 19

SUZUKI

24.3219-1771.3

020588



Radbremszylinder

ALU

Kolbendurchmesser [mm]: 19

SUZUKI

24.3219-1772.3

020608



Radbremszylinder

ALU

Kolbendurchmesser [mm]: 19

SUZUKI

24.3219-1773.3

020615



Radbremszylinder

GG

Kolbendurchmesser [mm]: 19

NISSAN

24.3220-0909.3

020210



Radbremsszylinder

ALU

Kolbendurchmesser [mm]: 20,6

SEAT, SKODA, VW

24.3220-0910.3

020211



Radbremsszylinder

GG

Kolbendurchmesser [mm]: 20,6

VW

24.3220-1102.3

020213



Radbremsszylinder

GG

Kolbendurchmesser [mm]: 20,6

LADA

24.3220-1103.3

020214



Radbremsszylinder

GG

Kolbendurchmesser [mm]: 20,6

LADA

24.3220-1106.3

020217



Radbremsszylinder

GG

Kolbendurchmesser [mm]: 20,6

IVECO

24.3220-1107.3

020218



Radbremsszylinder

GG

AP

Kolbendurchmesser [mm]: 20,6

FIAT, LANCIA

24.3220-1108.3

020219



Radbremsszylinder

GG

BDX

Kolbendurchmesser [mm]: 20,6

FIAT, FORD, LANCIA

24.3220-1111.3

020222



Radbremsszylinder

GG

Kolbendurchmesser [mm]: 20,6

FORD

24.3220-1112.3

020223



Radbremsszylinder

GG

Kolbendurchmesser [mm]: 20,6

FORD, LAND ROVER

24.3220-1116.3

020313



Radbremsszylinder

GG

Kolbendurchmesser [mm]: 20,6

ALFA ROMEO, FIAT

24.3220-1117.3

020314



Radbremsszylinder

GG

Kolbendurchmesser [mm]: 20,6

RENAULT

24.3220-1118.3

020226



Radbremsszylinder

GG

BDX

Kolbendurchmesser [mm]: 20,6

RENAULT

24.3220-1119.3

020227



Radbremsszylinder

GG

BDX

Kolbendurchmesser [mm]: 20,6

RENAULT

24.3220-1121.3

020343



Radbremsszylinder

GG

Kolbendurchmesser [mm]: 20,6

FORD, NISSAN

24.3220-1603.3

020230



Radbremsszylinder

+ RZR

GG

BDX

Kolbendurchmesser [mm]: 20,6

CITROËN

24.3220-1604.3

020231



Radbremsszylinder

+ RZR

GG

BDX

Kolbendurchmesser [mm]: 20,6

CITROËN

24.3220-1608.3

020235



Radbremsszylinder

+ RZR

GG

TRW

Kolbendurchmesser [mm]: 20,6

CITROËN

24.3220-1611.3

020238



Radbremsszylinder

+ RZR

GG

BDX

Kolbendurchmesser [mm]: 20,6

PEUGEOT

24.3220-1612.3

020239



Radbremsszylinder

+ RZR

GG

BDX

Kolbendurchmesser [mm]: 20,6

PEUGEOT

24.3220-1615.3

020242



Radbremsszylinder

+ RZR

GG

TRW

Kolbendurchmesser [mm]: 20,6

CITROËN, PEUGEOT, RENAULT

24.3220-1616.3

020243



Radbremsszylinder

+ RZR

GG

TRW

Kolbendurchmesser [mm]: 20,6

CITROËN, PEUGEOT, RENAULT

24.3220-1617.3

020244



Radbremsszylinder

+ RZR

GG

BDX

Kolbendurchmesser [mm]: 20,6

CITROËN, PEUGEOT, RENAULT

24.3220-1618.3

020245



Radbremsszylinder

+ RZR

GG

BDX

Kolbendurchmesser [mm]: 20,6

CITROËN, PEUGEOT, RENAULT

24.3220-1619.3

020246



Radbremsszylinder

GG

TRW

Kolbendurchmesser [mm]: 20,6

PEUGEOT

24.3220-1623.3

020353



Radbremsszylinder

+ RZR

GG

BDX

Kolbendurchmesser [mm]: 20,6

RENAULT

24.3220-1624.3

020354



Radbremsszylinder

+ RZR

GG

BDX

Kolbendurchmesser [mm]: 20,6

RENAULT

24.3220-1702.3

020375



Radbremsszylinder

GG

BDX

Kolbendurchmesser [mm]: 20,6

CITROËN, PEUGEOT

24.3220-1703.3

020391



Radbremsszylinder


GG

Kolbendurchmesser [mm]: 20,6

NISSAN

24.3220-1704.3

020097



Radbremsszylinder

GG

Kolbendurchmesser [mm]: 20,6

FIAT

24.3220-1709.3

020404



Radbremsszylinder

- RZR

GG

BDX

Kolbendurchmesser [mm]: 20,6

PEUGEOT

24.3220-1710.3

020405



Radbremsszylinder

- RZR

GG

BDX

Kolbendurchmesser [mm]: 20,6

PEUGEOT

24.3220-1711.3

020409



Radbremsszylinder

GG

TRW

Kolbendurchmesser [mm]: 20,6

CITROËN, PEUGEOT, RENAULT

24.3220-1713.3

020410



Radbremsszylinder

+ RZR

GG

Kolbendurchmesser [mm]: 20,6

RENAULT

24.3220-1714.3

020411



Radbremsszylinder

+ RZR

GG

Kolbendurchmesser [mm]: 20,6

RENAULT

24.3220-1717.3

020430



Radbremsszylinder

ALU

TRW

Kolbendurchmesser [mm]: 20,6

CITROËN, PEUGEOT

24.3220-1718.3

020438



Radbremsszylinder

GG

BDX

Kolbendurchmesser [mm]: 20,6

NISSAN

24.3220-1719.3

020448



Radbremsszylinder

ALU

Kolbendurchmesser [mm]: 20,6

CHEVROLET, DAEWOO, OPEL, VAUXHALL

24.3220-1720.3

020455



Radbremsszylinder

ALU

Kolbendurchmesser [mm]: 20,6

FIAT

24.3220-1721.3

020467



Radbremsszylinder

ALU

Kolbendurchmesser [mm]: 20,6

FORD

24.3220-1722.3

020458



Radbremsszylinder

GG

Kolbendurchmesser [mm]: 20,6

FIAT

24.3220-1724.3

020476



Radbremsszylinder

ALU

BOS

Kolbendurchmesser [mm]: 20,6

CITROËN, PEUGEOT

24.3220-1725.3

020483



Radbremsszylinder

ALU

Kolbendurchmesser [mm]: 20,6

TOYOTA

24.3220-1726.3

020484



Radbremsszylinder

ALU

Kolbendurchmesser [mm]: 20,6

TOYOTA

24.3220-1727.3

020480



Radbremsszylinder

ALU

Kolbendurchmesser [mm]: 20,6

LANCIA

24.3220-1728.3

020509



Radbremsszylinder

ALU

Kolbendurchmesser [mm]: 20,6

CHRYSLER, CITROËN, DAIHATSU, FIAT, LANCIA, OPEL, PEUGEOT, TOYOTA, VAUXHALL

24.3220-1732.3

020514



Radbremsszylinder

ALU


BOS

Kolbendurchmesser [mm]: 20,6

CITROËN, DS, PEUGEOT

24.3220-1733.3

020515



Radbremsszylinder

ALU

Kolbendurchmesser [mm]: 20,6

HONDA

24.3220-1734.3

020516



Radbremsszylinder


ALU

Kolbendurchmesser [mm]: 20,6

HONDA

24.3220-1735.3

020521



Radbremsszylinder

ALU

Kolbendurchmesser [mm]: 20,6

SMART

24.3220-1736.3

020522



Radbremsszylinder

ALU

Kolbendurchmesser [mm]: 20,6

SMART

24.3220-1737.3

020540



Radbremsszylinder

GG

Kolbendurchmesser [mm]: 20,6

MAZDA

24.3220-1738.3

020545



Radbremsszylinder

ALU

Kolbendurchmesser [mm]: 20,6

FIAT, FORD

24.3220-1739.3

020546



Radbremsszylinder

ALU

Kolbendurchmesser [mm]: 20,6

TOYOTA

24.3220-1740.3

020553



Radbremsszylinder

ALU

Kolbendurchmesser [mm]: 20,6

FIAT, FORD

24.3220-1741.3

020548



Radbremsszylinder

ALU

Kolbendurchmesser [mm]: 20,6

CITROËN, DS

24.3220-1743.3

020556



Radbremsszylinder

ALU

Kolbendurchmesser [mm]: 20,6

CITROËN, OPEL, PEUGEOT, VAUXHALL

24.3220-1744.3

020578



Radbremsszylinder

ALU

Kolbendurchmesser [mm]: 20,6

DAIHATSU, TOYOTA

24.3220-1746.3

020580



Radbremsszylinder

ALU

Kolbendurchmesser [mm]: 20,6

KIA

24.3220-1747.3

020583



Radbremsszylinder

GG

Kolbendurchmesser [mm]: 20,6

CHEVROLET, DAEWOO

24.3220-1748.3

020584



Radbremsszylinder

ALU

Kolbendurchmesser [mm]: 20,6

JEEP

24.3220-1749.3

020589



Radbremsszylinder

GG

Kolbendurchmesser [mm]: 20,6

FORD

24.3220-1750.3

020595



Radbremsszylinder

ALU

Kolbendurchmesser [mm]: 20,6

FORD

24.3220-1751.3

020590



Radbremsszylinder

GG

Kolbendurchmesser [mm]: 20,6

JEEP

24.3220-1752.3

020591



Radbremsszylinder

GG

Kolbendurchmesser [mm]: 20,6

KIA

24.3220-1753.3

020598



Radbremsszylinder

GG

Kolbendurchmesser [mm]: 20,6

CHEVROLET

24.3220-1754.3

020599



Radbremsszylinder

ALU

Kolbendurchmesser [mm]: 20,6

FORD

24.3220-1755.3

020603



Radbremszylinder

ALU

Kolbendurchmesser [mm]: 20,6

RENAULT, SMART

24.3220-1756.3

020604



Radbremszylinder

ALU

Kolbendurchmesser [mm]: 20,6

RENAULT, SMART

24.3220-1757.3

020605



Radbremszylinder

ALU

Kolbendurchmesser [mm]: 20,6

AUDI, FIAT, FORD, SEAT, SKODA, VW

24.3220-1758.3

020606



Radbremszylinder

ALU

Kolbendurchmesser [mm]: 20,6

FORD

24.3220-1759.3

020609



Radbremszylinder


ALU

Kolbendurchmesser [mm]: 20,6

OPEL, VAUXHALL

24.3222-0913.3

020255



Radbremsszylinder

ALU

Kolbendurchmesser [mm]: 22,2

VW

24.3222-1107.3

020262



Radbremsszylinder

GG

TRW

Kolbendurchmesser [mm]: 22,2

RENAULT

24.3222-1114.3

020269



Radbremsszylinder

GG

Kolbendurchmesser [mm]: 22,2

FORD

24.3222-1116.3

020271



Radbremsszylinder

GG

Kolbendurchmesser [mm]: 22,2

FORD

24.3222-1117.3

020272



Radbremsszylinder

GG

Kolbendurchmesser [mm]: 22,2

FORD

24.3222-1118.3

020315



Radbremsszylinder

GG

BDX

Kolbendurchmesser [mm]: 22,2

CITROËN, RENAULT

24.3222-1124.3

020344



Radbremsszylinder

GG

Kolbendurchmesser [mm]: 22,2

FORD, NISSAN

24.3222-1126.3

020358



Radbremsszylinder

GG

AP

Kolbendurchmesser [mm]: 22,2

FIAT

24.3222-1615.3

020285



Radbremsszylinder

GG

TRW

Kolbendurchmesser [mm]: 22,2

RENAULT

24.3222-1616.3

020322



Radbremsszylinder

GG

Kolbendurchmesser [mm]: 22,2

BMW

24.3222-1701.3

020376



Radbremsszylinder

GG

Kolbendurchmesser [mm]: 22,2

LANCIA

24.3222-1702.3

020525



Radbremsszylinder

ALU

Kolbendurchmesser [mm]: 22,2

NISSAN

24.3222-1707.3

020104



Radbremsszylinder

GG

BDX

Kolbendurchmesser [mm]: 22,2

ALFA ROMEO, FIAT

24.3222-1709.3

020111



Radbremsszylinder

GG

BDX

Kolbendurchmesser [mm]: 22,2

RENAULT

24.3222-1710.3

020112



Radbremsszylinder

GG

BDX

Kolbendurchmesser [mm]: 22,2

RENAULT

24.3222-1712.3

020424



Radbremsszylinder

GG

Kolbendurchmesser [mm]: 22,2

SKODA, VW

24.3222-1714.3

020432



Radbremsszylinder

GG


BDX

Kolbendurchmesser [mm]: 22,2

CITROËN, PEUGEOT

24.3222-1715.3

020433



Radbremsszylinder

ALU

BDX

Kolbendurchmesser [mm]: 22,2

NISSAN, RENAULT

24.3222-1716.3

020434



Radbremsszylinder

ALU

BDX

Kolbendurchmesser [mm]: 22,2

NISSAN, RENAULT

24.3222-1717.3

020443



Radbremsszylinder

GG

Kolbendurchmesser [mm]: 22,2

NISSAN

24.3222-1721.3

020456



Radbremsszylinder

GG

Kolbendurchmesser [mm]: 22

SMART

24.3222-1722.3

020457



Radbremsszylinder

GG

Kolbendurchmesser [mm]: 22

SMART

24.3222-1723.3

020459



Radbremsszylinder

ALU

Kolbendurchmesser [mm]: 22,2

FIAT

24.3222-1724.3

020466



Radbremsszylinder

ALU

Kolbendurchmesser [mm]: 22,2

FIAT, LANCIA

24.3222-1726.3

020518



Radbremsszylinder

ALU

TRW

Kolbendurchmesser [mm]: 22,2

CITROËN, FIAT, PEUGEOT, TOYOTA

24.3222-1727.3

020519



Radbremsszylinder

GG

Kolbendurchmesser [mm]: 22,2

SUZUKI

24.3222-1728.3

020520



Radbremsszylinder

GG

Kolbendurchmesser [mm]: 22,2

SUZUKI

24.3222-1729.3

020526



Radbremsszylinder

ALU

Kolbendurchmesser [mm]: 22,2

DACIA, MERCEDES-BENZ, RENAULT

24.3222-1730.3

020533



Radbremsszylinder

GG

Kolbendurchmesser [mm]: 22,2

TOYOTA

24.3222-1731.3

020531



Radbremsszylinder

ALU

Kolbendurchmesser [mm]: 22,2

KIA

24.3222-1732.3

020537



Radbremsszylinder

GG

Kolbendurchmesser [mm]: 22,2

MERCEDES-BENZ

24.3222-1734.3

020539



Radbremsszylinder

ALU

TRW

Kolbendurchmesser [mm]: 22,2

CITROËN, PEUGEOT

24.3222-1735.3

020554



Radbremsszylinder

GG

Kolbendurchmesser [mm]: 22,2

NISSAN

24.3222-1743.3

020575



Radbremsszylinder

GG

Kolbendurchmesser [mm]: 22,2

NISSAN

24.3222-1744.3

020581



Radbremsszylinder

ALU

Kolbendurchmesser [mm]: 22,2

HYUNDAI

24.3222-1746.3

020582



Radbremsszylinder

ALU

Kolbendurchmesser [mm]: 22,2

TOYOTA

24.3222-1747.3

020576



Radbremsszylinder

ALU

Kolbendurchmesser [mm]: 22,2

NISSAN

24.3222-1748.3

020600



Radbremsszylinder

ALU

Kolbendurchmesser [mm]: 22,2

FORD

24.3222-1749.3

020601



Radbremsszylinder

ALU

Kolbendurchmesser [mm]: 22,2

RENAULT, SMART

24.3222-1750.3

020602



Radbremszylinder

ALU

Kolbendurchmesser [mm]: 22,2

RENAULT, SMART

24.3223-0802.3

020286



Radbremszylinder

GG

Fiat

Kolbendurchmesser [mm]: 23,8

FIAT, FSO

24.3223-1106.3

020317



Radbremszylinder

GG

BDX

Kolbendurchmesser [mm]: 23,8

OPEL, RENAULT, VAUXHALL

24.3223-1601.3

020293



Radbremszylinder

GG

Kolbendurchmesser [mm]: 23,8

BMW

24.3223-1706.3

020479



Radbremszylinder

GG

Kolbendurchmesser [mm]: 23,8

NISSAN

24.3223-1707.3

020435



Radbremsszylinder

GG

BDX

Kolbendurchmesser [mm]: 23,8

OPEL, RENAULT, VAUXHALL

24.3223-1708.3

020436



Radbremsszylinder

GG

BDX

Kolbendurchmesser [mm]: 23,8

OPEL, RENAULT, VAUXHALL

24.3223-1709.3

020444



Radbremsszylinder

GG

Kolbendurchmesser [mm]: 23,8

FORD, NISSAN

24.3223-1710.3

020557



Radbremsszylinder

ALU

Kolbendurchmesser [mm]: 23,8

ISUZU

24.3223-1711.3

020570



Radbremsszylinder

GG

Kolbendurchmesser [mm]: 23,8

FORD, MAZDA

24.3223-1712.3

020571



Radbremsszylinder

GG

Kolbendurchmesser [mm]: 23,8

HYUNDAI, MITSUBISHI

24.3223-1713.3

020572



Radbremsszylinder

GG

Kolbendurchmesser [mm]: 23,8

HYUNDAI, MITSUBISHI

24.3223-1714.3

020585



Radbremsszylinder

ALU

Kolbendurchmesser [mm]: 23,8

SUZUKI

24.3223-1715.3

020586



Radbremsszylinder

ALU

Kolbendurchmesser [mm]: 23,8

SUZUKI

24.3225-1101.3

020294



Radbremsszylinder

GG

TRW

Kolbendurchmesser [mm]: 25,4

RENAULT

24.3225-1102.3

020318



Radbremsszylinder

GG

Kolbendurchmesser [mm]: 25,4

NISSAN

24.3225-1103.3

020346



Radbremsszylinder

GG

Kolbendurchmesser [mm]: 25,4

FORD, NISSAN

24.3225-1601.3

020359



Radbremsszylinder

GG

TRW

Kolbendurchmesser [mm]: 25,4

OPEL, RENAULT, VAUXHALL

24.3225-1701.3

020399



Radbremsszylinder

GG

Kolbendurchmesser [mm]: 25,4

CITROËN, FIAT, PEUGEOT

24.3225-1702.3

020425



Radbremsszylinder

GG

Kolbendurchmesser [mm]: 25,4

ISUZU, OPEL, VAUXHALL

24.3225-1703.3

020481



Radbremsszylinder

GG

Kolbendurchmesser [mm]: 25,4

NISSAN

24.3225-1704.3

020541



Radbremsszylinder

ALU

Kolbendurchmesser [mm]: 25,4

FIAT, OPEL, VAUXHALL

24.3225-1705.3

020594



Radbremsszylinder

GG

Kolbendurchmesser [mm]: 25,4

TOYOTA

24.3226-1702.3

020469



Radbremsszylinder

GG

Kolbendurchmesser [mm]: 27

CITROËN, FIAT, PEUGEOT, PIAGGIO

24.3228-1701.3

020401



Radbremszylinder

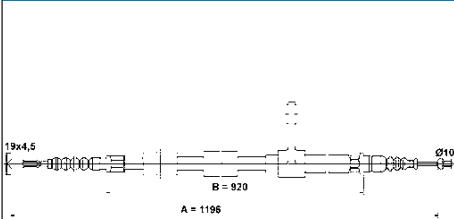
GG

Kolbendurchmesser [mm]: 28,6

CITROËN, FIAT, PEUGEOT

24.3727-0004.2

580004



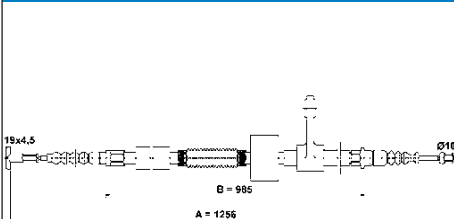
Seilzug, Feststellbremse

L= 1.196

ALFA ROMEO

24.3727-0005.2

580005



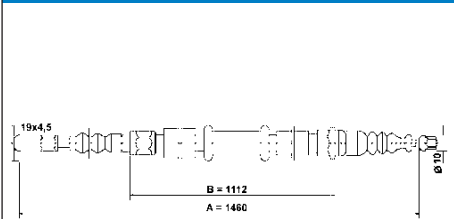
Seilzug, Feststellbremse

L= 1.256

ALFA ROMEO

24.3727-0006.2

580006



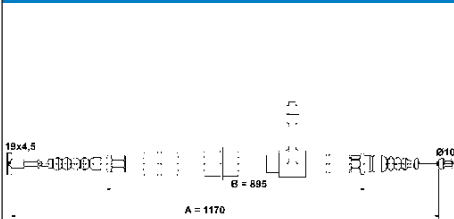
Seilzug, Feststellbremse

L= 1.460

ALFA ROMEO, FIAT, LANCIA

24.3727-0010.2

580010



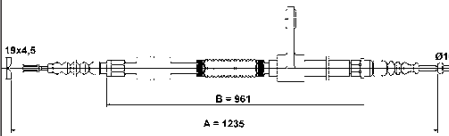
Seilzug, Feststellbremse

L= 1.170

ALFA ROMEO

24.3727-0011.2

580011



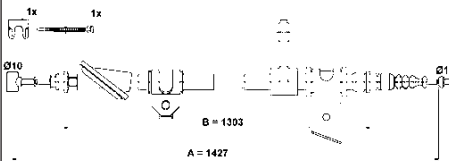
Seilzug, Feststellbremse

L= 1.235

ALFA ROMEO

24.3727-0012.2

580012



Seilzug, Feststellbremse

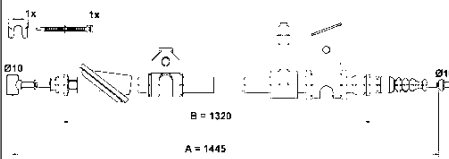
+ Zub

L= 1.427

ALFA ROMEO

24.3727-0013.2

580013



Seilzug, Feststellbremse

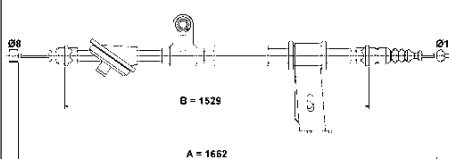
+ Zub

L= 1.445

ALFA ROMEO

24.3727-0014.2

580014



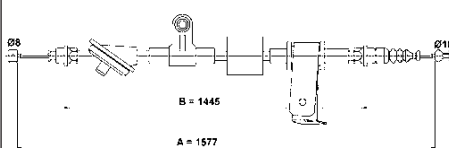
Seilzug, Feststellbremse

L= 1.662

ALFA ROMEO

24.3727-0015.2

580015

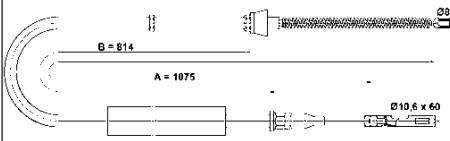


Seilzug, Feststellbremse

L= 1.577

ALFA ROMEO

24.3727-0100.2 580100

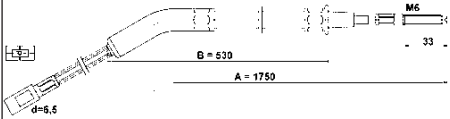


Seilzug, Feststellbremse

L= 1.075

AUDI

24.3727-0101.2 580101

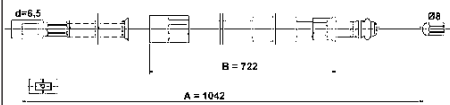


Seilzug, Feststellbremse

L= 1.750

VW

24.3727-0112.2 580112

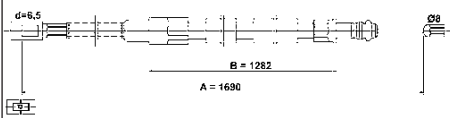


Seilzug, Feststellbremse

L= 1.042

VW

24.3727-0113.2 580113

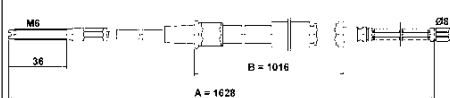


Seilzug, Feststellbremse

L= 1.690

VW

24.3727-0125.2 580125



Seilzug, Feststellbremse

L= 1.628

VW

24.3727-0126.2

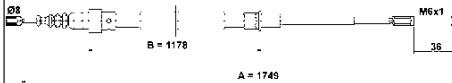
580126



Seilzug, Feststellbremse

L= 1.749

VW



24.3727-0131.2

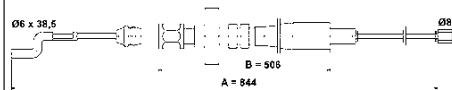
580131



Seilzug, Feststellbremse

L= 844

VW



24.3727-0132.2

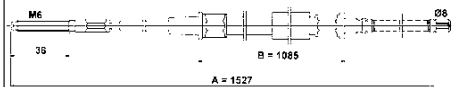
580132



Seilzug, Feststellbremse

L= 1.527

SEAT



24.3727-0133.2

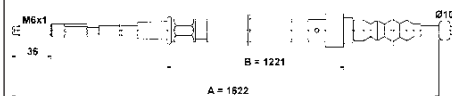
580133



Seilzug, Feststellbremse

L= 1.622

SEAT



24.3727-0134.2

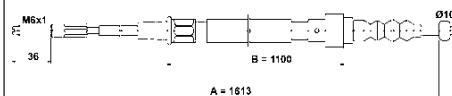
580134



Seilzug, Feststellbremse

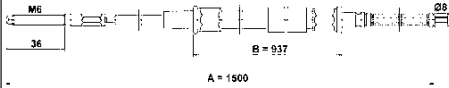
L= 1.613

VW



24.3727-0135.2

580135



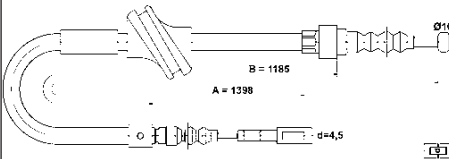
Seilzug, Feststellbremse

L= 1.500

VW

24.3727-0143.2

580143



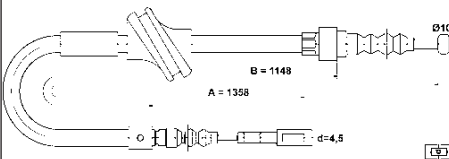
Seilzug, Feststellbremse

L= 1.398

AUDI

24.3727-0144.2

580144



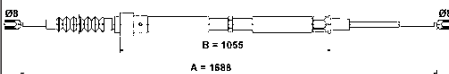
Seilzug, Feststellbremse

L= 1.358

AUDI

24.3727-0149.2

580149



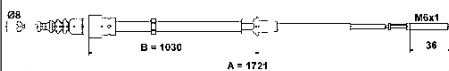
Seilzug, Feststellbremse

L= 1.688

AUDI, SEAT, SKODA, VW

24.3727-0152.2

580152

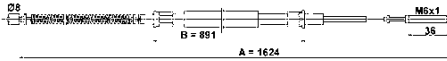


Seilzug, Feststellbremse

L= 1.721

VW

24.3727-0153.2 580153

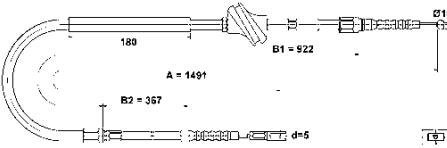


Seilzug, Feststellbremse

L= 1.624

VW

24.3727-0154.2 580154

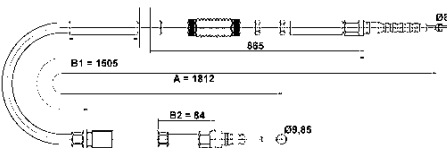


Seilzug, Feststellbremse

L= 1.491

AUDI

24.3727-0155.2 580155

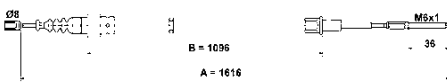


Seilzug, Feststellbremse

L= 1.812

AUDI

24.3727-0156.2 580156

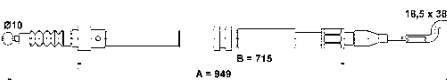


Seilzug, Feststellbremse

L= 1.616

VW

24.3727-0157.2 580157



Seilzug, Feststellbremse

L= 949

VW



24.3727-0159.2

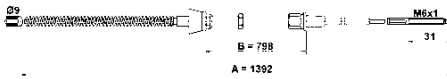
580159



Seilzug, Feststellbremse

L= 1.392

SEAT, VW



24.3727-0160.2

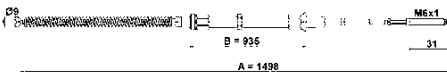
580160



Seilzug, Feststellbremse

L= 1.498

VW



24.3727-0161.2

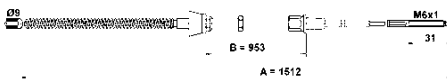
580161



Seilzug, Feststellbremse

L= 1.512

SEAT, VW



24.3727-0162.2

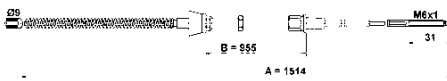
580162



Seilzug, Feststellbremse

L= 1.514

SEAT, VW



24.3727-0163.2

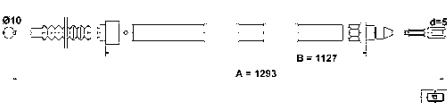
580163



Seilzug, Feststellbremse

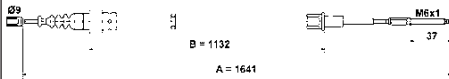
L= 1.293

FORD, SEAT, VW



24.3727-0165.2

580165



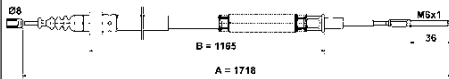
Seilzug, Feststellbremse

L= 1.641

SEAT, VW

24.3727-0167.2

580167



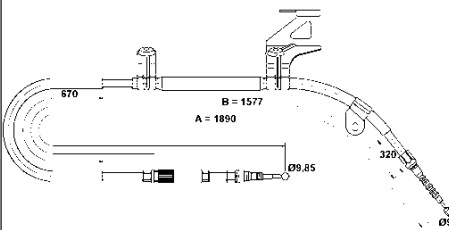
Seilzug, Feststellbremse

L= 1.718

VW

24.3727-0170.2

580170



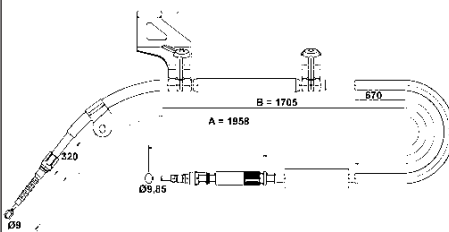
Seilzug, Feststellbremse

L= 1.890

VW

24.3727-0171.2

580171



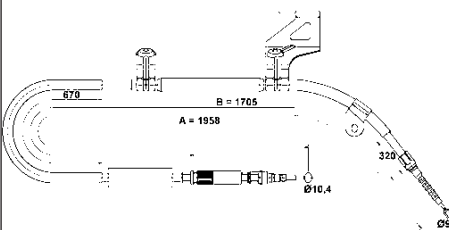
Seilzug, Feststellbremse

L= 1.958

AUDI

24.3727-0172.2

580172



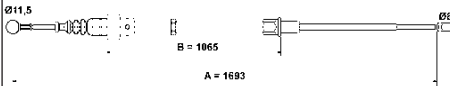
Seilzug, Feststellbremse

L= 1.958

AUDI

24.3727-0173.2

580173



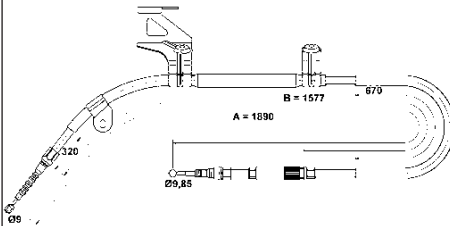
Seilzug, Feststellbremse

L= 1.693

AUDI, SEAT, SKODA, VW

24.3727-0174.2

580174



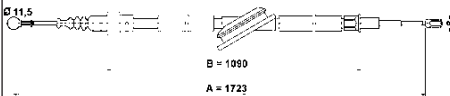
Seilzug, Feststellbremse

L= 1.890

VW

24.3727-0175.2

580175



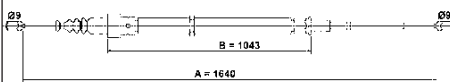
Seilzug, Feststellbremse

L= 1.723

AUDI, SKODA, VW

24.3727-0176.2

580176



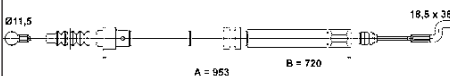
Seilzug, Feststellbremse

L= 1.640

SEAT, SKODA, VW

24.3727-0177.2

580177



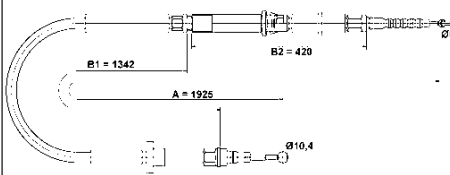
Seilzug, Feststellbremse

L= 953

VW

24.3727-0178.2

580178



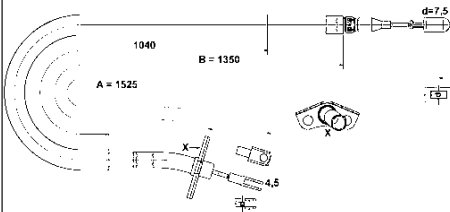
Seilzug, Feststellbremse

L= 1.925

AUDI

24.3727-0179.2

580179



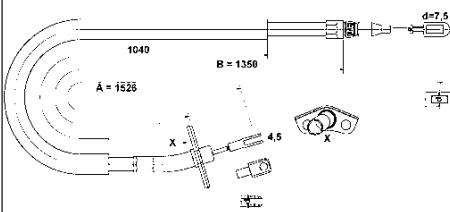
Seilzug, Feststellbremse

L= 1.525

MERCEDES-BENZ, VW

24.3727-0180.2

580180



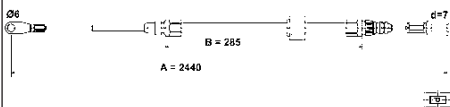
Seilzug, Feststellbremse

L= 1.526

MERCEDES-BENZ, VW

24.3727-0181.2

580181



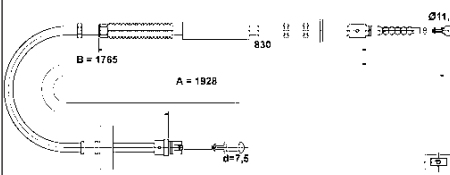
Seilzug, Feststellbremse

L= 2.440

MERCEDES-BENZ, VW

24.3727-0182.2

580182



Seilzug, Feststellbremse

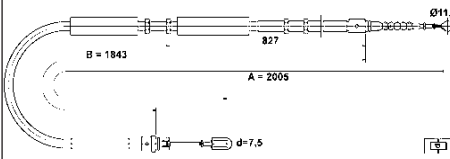
L= 1.928

AUDI



24.3727-0183.2

580183



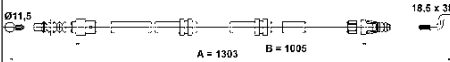
Seilzug, Feststellbremse

L= 2.005

AUDI

24.3727-0184.2

580184



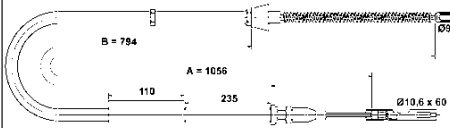
Seilzug, Feststellbremse

L= 1.303

VW

24.3727-0185.2

580185



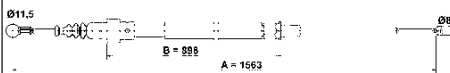
Seilzug, Feststellbremse

L= 1.056

AUDI

24.3727-0186.2

580186



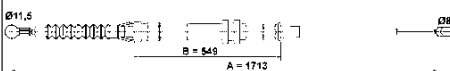
Seilzug, Feststellbremse

L= 1.563

VW

24.3727-0188.2

580188



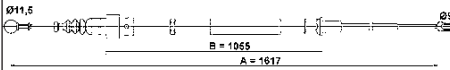
Seilzug, Feststellbremse

L= 1.713

VW

24.3727-0189.2

580189



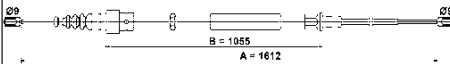
Seilzug, Feststellbremse

L= 1.617

AUDI

24.3727-0190.2

580190



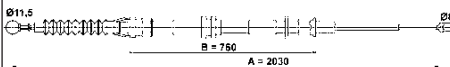
Seilzug, Feststellbremse

L= 1.612

AUDI

24.3727-0194.2

580194



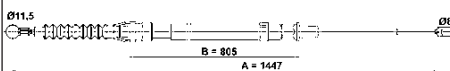
Seilzug, Feststellbremse

L= 2.030

VW

24.3727-0195.2

580195



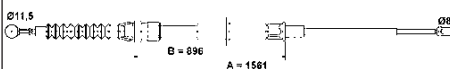
Seilzug, Feststellbremse

L= 1.447

AUDI, SEAT, SKODA, VW

24.3727-0196.2

580196



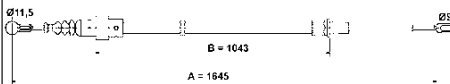
Seilzug, Feststellbremse

L= 1.561

VW

24.3727-0197.2

580197



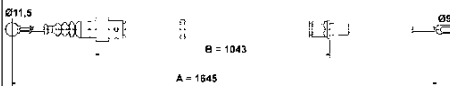
Seilzug, Feststellbremse

L= 1.645

SEAT, SKODA, VW

24.3727-0198.2

580198



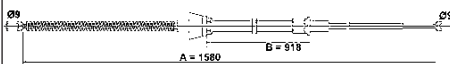
Seilzug, Feststellbremse

L= 1.645

SEAT, SKODA, VW

24.3727-0199.2

580199



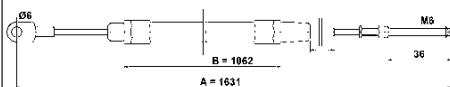
Seilzug, Feststellbremse

L= 1.580

SEAT, SKODA, VW

24.3727-0214.2

580214



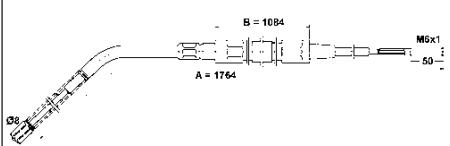
Seilzug, Feststellbremse

L= 1.631

BMW

24.3727-0218.2

580218



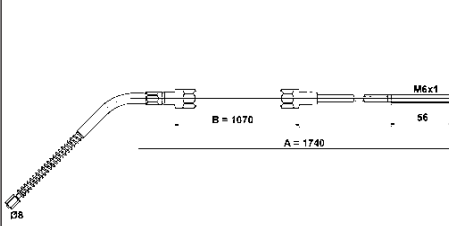
Seilzug, Feststellbremse

L= 1.764

BMW

24.3727-0222.2

580222



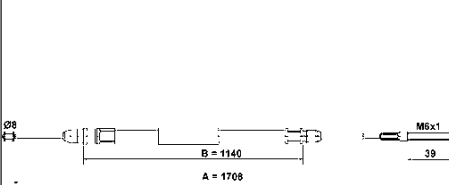
Seilzug, Feststellbremse

L= 1.740

BMW

24.3727-0223.2

580223



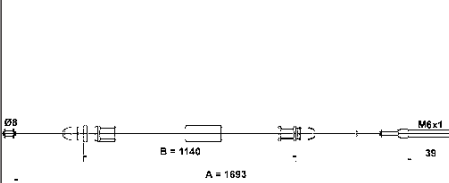
Seilzug, Feststellbremse

L= 1.708

BMW

24.3727-0224.2

580224



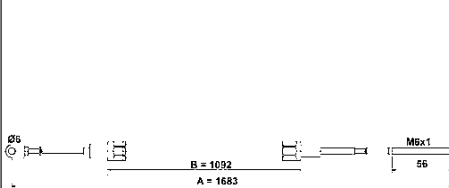
Seilzug, Feststellbremse

L= 1.693

BMW

24.3727-0227.2

580227



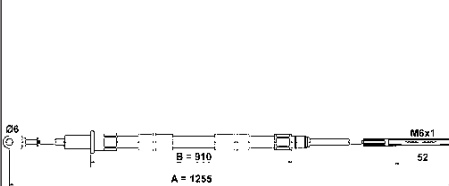
Seilzug, Feststellbremse

L= 1.683

BMW

24.3727-0228.2

580228



Seilzug, Feststellbremse

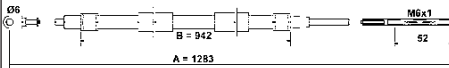
L= 1.255

BMW



24.3727-0229.2

580229



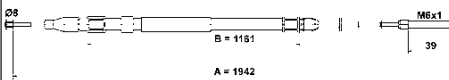
Seilzug, Feststellbremse

L= 1.283

BMW

24.3727-0231.2

580231



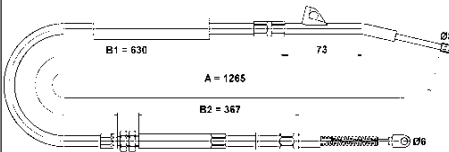
Seilzug, Feststellbremse

L= 1.942

BMW

24.3727-0232.2

580232



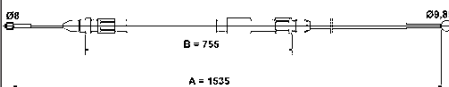
Seilzug, Feststellbremse

L= 1.265

BMW

24.3727-0233.2

580233



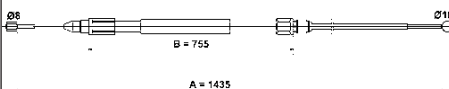
Seilzug, Feststellbremse

L= 1.535

BMW

24.3727-0234.2

580234



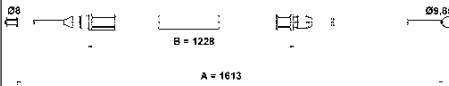
Seilzug, Feststellbremse

L= 1.435

BMW

24.3727-0235.2

580235



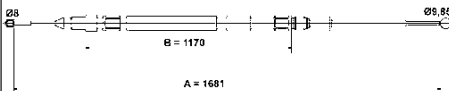
Seilzug, Feststellbremse

L= 1.613

BMW

24.3727-0236.2

580236



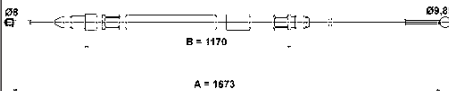
Seilzug, Feststellbremse

L= 1.681

BMW

24.3727-0237.2

580237



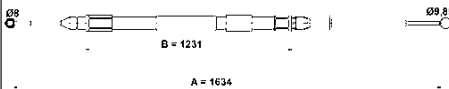
Seilzug, Feststellbremse

L= 1.673

BMW

24.3727-0238.2

580238



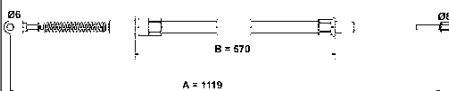
Seilzug, Feststellbremse

L= 1.634

BMW

24.3727-0239.2

580239



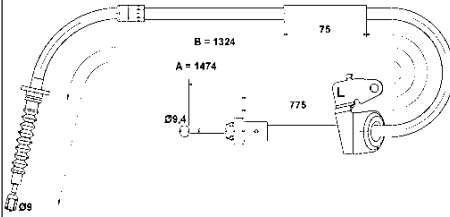
Seilzug, Feststellbremse

L= 1.119

BMW

24.3727-0240.2

580240



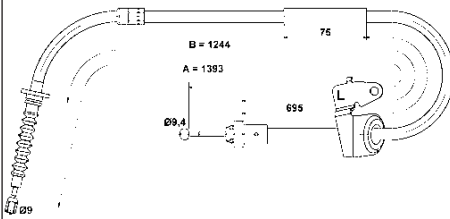
Seilzug, Feststellbremse

L= 1.474

MINI

24.3727-0241.2

580241



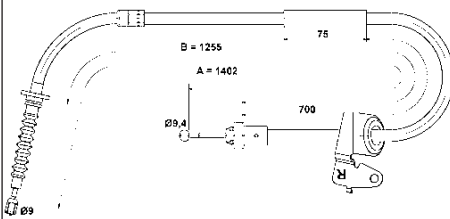
Seilzug, Feststellbremse

L= 1.393

MINI

24.3727-0242.2

580242



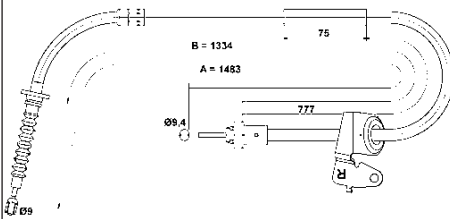
Seilzug, Feststellbremse

L= 1.402

MINI

24.3727-0243.2

580243



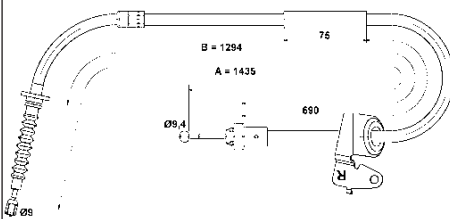
Seilzug, Feststellbremse

L= 1.483

MINI

24.3727-0244.2

580244



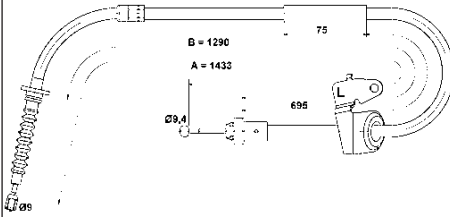
Seilzug, Feststellbremse

L= 1.435

MINI

24.3727-0245.2

580245



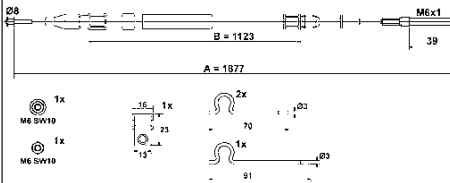
Seilzug, Feststellbremse

L= 1.433

MINI

24.3727-0246.2

580246



Seilzug, Feststellbremse

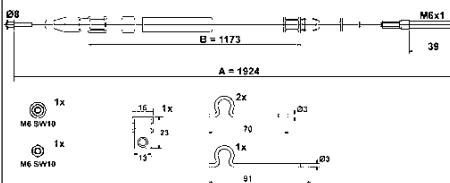
+ Zub

L= 1.877

BMW

24.3727-0247.2

580247



Seilzug, Feststellbremse

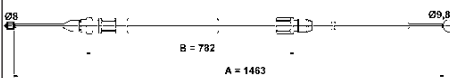
+ Zub

L= 1.924

BMW

24.3727-0248.2

580248



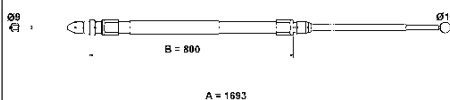
Seilzug, Feststellbremse

L= 1.463

BMW

24.3727-0249.2

580249



Seilzug, Feststellbremse

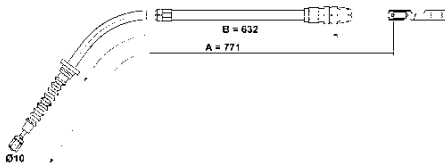
L= 1.693

BMW



24.3727-0250.2

580250



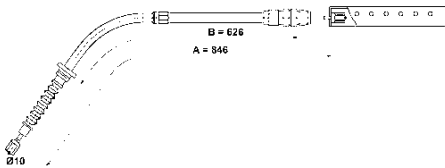
Seilzug, Feststellbremse

L= 771

MINI

24.3727-0251.2

580251



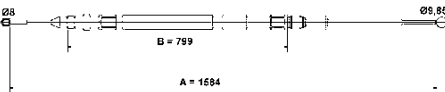
Seilzug, Feststellbremse

L= 846

MINI

24.3727-0252.2

580252



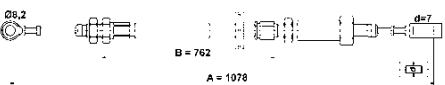
Seilzug, Feststellbremse

L= 1.584

BMW

24.3727-0300.2

580300



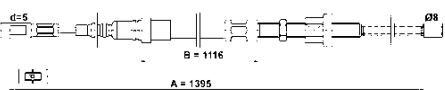
Seilzug, Feststellbremse

L= 1.078

CITROËN, FIAT, PEUGEOT

24.3727-0303.2

580303



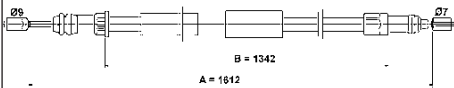
Seilzug, Feststellbremse

L= 1.395

CITROËN

24.3727-0304.2

580304



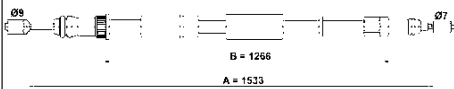
Seilzug, Feststellbremse

L= 1.612

CITROËN, PEUGEOT

24.3727-0305.2

580305



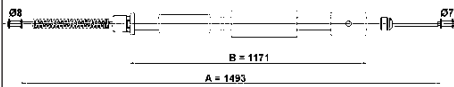
Seilzug, Feststellbremse

L= 1.533

CITROËN, PEUGEOT

24.3727-0306.2

580306



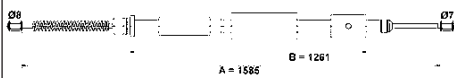
Seilzug, Feststellbremse

L= 1.493

CITROËN, PEUGEOT

24.3727-0307.2

580307



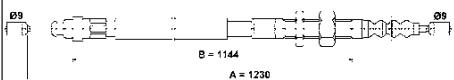
Seilzug, Feststellbremse

L= 1.585

CITROËN, PEUGEOT

24.3727-0308.2

580308



Seilzug, Feststellbremse

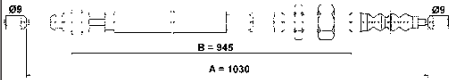
L= 1.230

CITROËN



24.3727-0309.2

580309



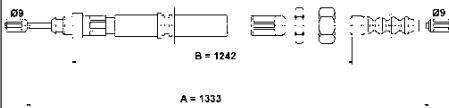
Seilzug, Feststellbremse

L= 1.030

CITROËN

24.3727-0311.2

580311



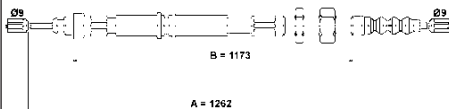
Seilzug, Feststellbremse

L= 1.333

CITROËN

24.3727-0312.2

580312



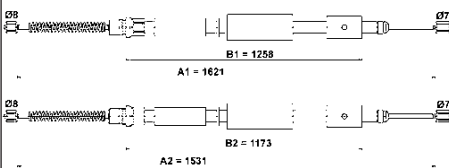
Seilzug, Feststellbremse

L= 1.262

CITROËN

24.3727-0313.2

580313



Seilzug, Feststellbremse

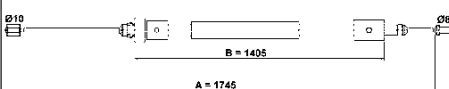
L= 1.621

L2= 1.531

CITROËN

24.3727-0314.2

580314



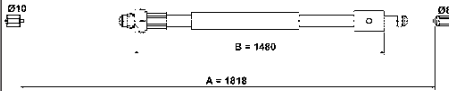
Seilzug, Feststellbremse

L= 1.745

CITROËN, PEUGEOT

24.3727-0315.2

580315



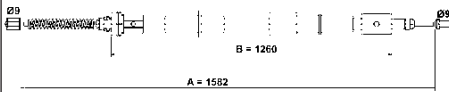
Seilzug, Feststellbremse

L= 1.818

CITROËN, PEUGEOT

24.3727-0316.2

580316



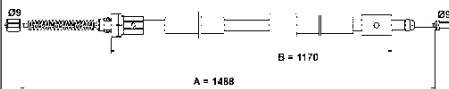
Seilzug, Feststellbremse

L= 1.582

CITROËN

24.3727-0317.2

580317



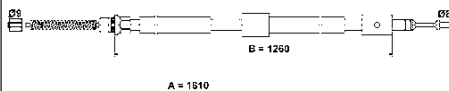
Seilzug, Feststellbremse

L= 1.488

CITROËN

24.3727-0320.2

580320



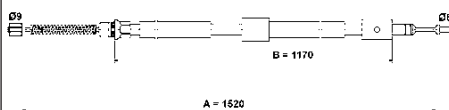
Seilzug, Feststellbremse

L= 1.610

CITROËN

24.3727-0321.2

580321



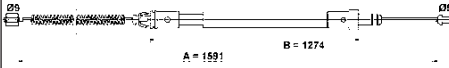
Seilzug, Feststellbremse

L= 1.520

CITROËN

24.3727-0322.2

580322



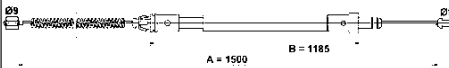
Seilzug, Feststellbremse

L= 1.591

CITROËN

24.3727-0323.2

580323



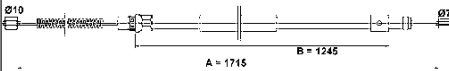
Seilzug, Feststellbremse

L= 1.500

CITROËN

24.3727-0324.2

580324



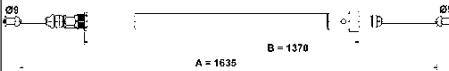
Seilzug, Feststellbremse

L= 1.715

CITROËN

24.3727-0326.2

580326



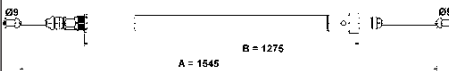
Seilzug, Feststellbremse

L= 1.635

CITROËN

24.3727-0327.2

580327



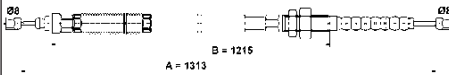
Seilzug, Feststellbremse

L= 1.545

CITROËN

24.3727-0330.2

580330



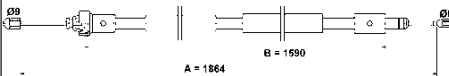
Seilzug, Feststellbremse

L= 1.313

CITROËN

24.3727-0332.2

580332



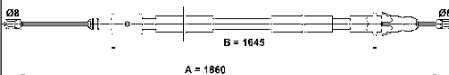
Seilzug, Feststellbremse

L= 1.864

CITROËN

24.3727-0333.2

580333



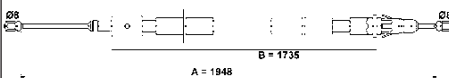
Seilzug, Feststellbremse

L= 1.860

CITROËN

24.3727-0334.2

580334



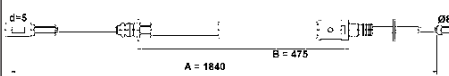
Seilzug, Feststellbremse

L= 1.948

CITROËN

24.3727-0335.2

580335



Seilzug, Feststellbremse

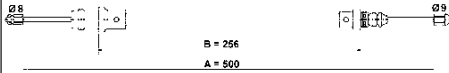
L= 1.840

CITROËN



24.3727-0336.2

580336



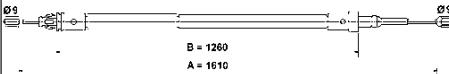
Seilzug, Feststellbremse

L= 500

CITROËN, FIAT, LANCIA, PEUGEOT

24.3727-0337.2

580337



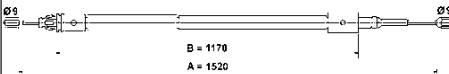
Seilzug, Feststellbremse

L= 1.610

CITROËN

24.3727-0338.2

580338



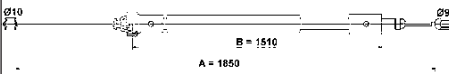
Seilzug, Feststellbremse

L= 1.520

CITROËN

24.3727-0339.2

580339



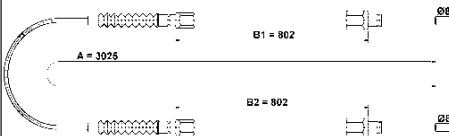
Seilzug, Feststellbremse

L= 1.850

CITROËN, PEUGEOT

24.3727-0340.2

580340



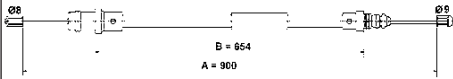
Seilzug, Feststellbremse

L= 3.025

CITROËN, FIAT, PEUGEOT

24.3727-0341.2

580341



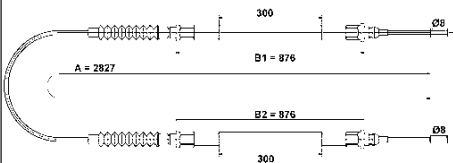
Seilzug, Feststellbremse

L= 900

CITROËN, FIAT, PEUGEOT

24.3727-0343.2

580343



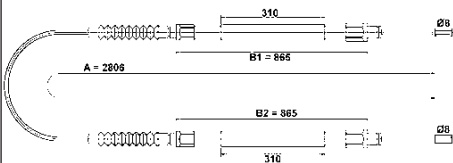
Seilzug, Feststellbremse

L= 2.827

CITROËN, FIAT, PEUGEOT

24.3727-0344.2

580344



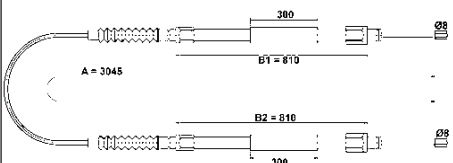
Seilzug, Feststellbremse

L= 2.806

CITROËN, FIAT, PEUGEOT

24.3727-0345.2

580345



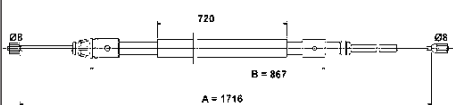
Seilzug, Feststellbremse

L= 3.045

CITROËN, FIAT, PEUGEOT

24.3727-0346.2

580346



Seilzug, Feststellbremse

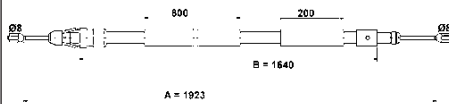
L= 1.716

CITROËN



24.3727-0347.2

580347



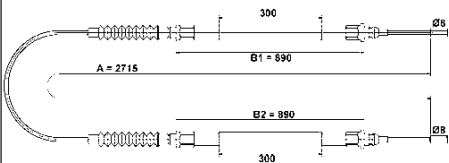
Seilzug, Feststellbremse

L= 1.923

CITROËN, PEUGEOT

24.3727-0348.2

580348



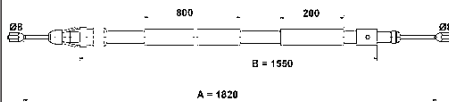
Seilzug, Feststellbremse

L= 2.715

CITROËN, PEUGEOT

24.3727-0349.2

580349



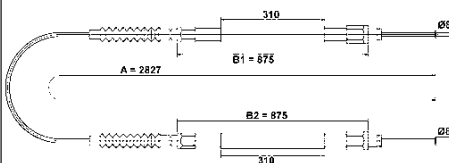
Seilzug, Feststellbremse

L= 1.820

CITROËN, PEUGEOT

24.3727-0350.2

580350



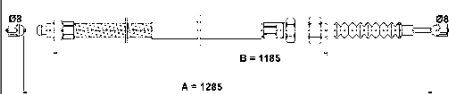
Seilzug, Feststellbremse

L= 2.827

CITROËN, PEUGEOT

24.3727-0351.2

580351



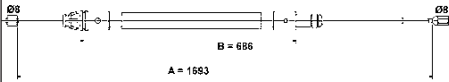
Seilzug, Feststellbremse

L= 1.285

CITROËN

24.3727-0352.2

580352



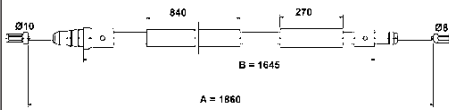
Seilzug, Feststellbremse

L= 1.693

CITROËN

24.3727-0353.2

580353



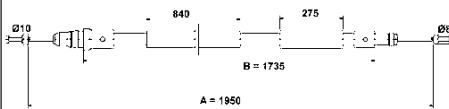
Seilzug, Feststellbremse

L= 1.860

CITROËN

24.3727-0354.2

580354



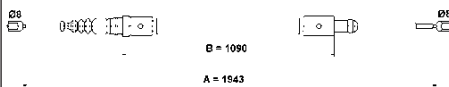
Seilzug, Feststellbremse

L= 1.950

CITROËN

24.3727-0355.2

580355



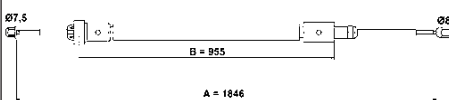
Seilzug, Feststellbremse

L= 1.943

CITROËN

24.3727-0356.2

580356



Seilzug, Feststellbremse

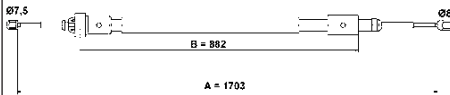
L= 1.846

CITROËN



24.3727-0357.2

580357



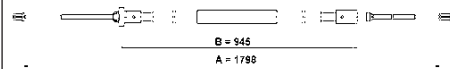
Seilzug, Feststellbremse

L= 1.703

CITROËN, DS

24.3727-0358.2

580358



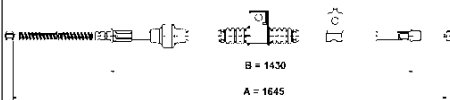
Seilzug, Feststellbremse

L= 1.798

CITROËN, PEUGEOT

24.3727-0359.2

580359



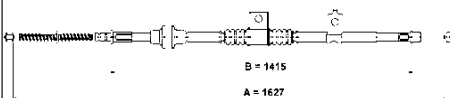
Seilzug, Feststellbremse

L= 1.645

CITROËN, MITSUBISHI, PEUGEOT

24.3727-0360.2

580360



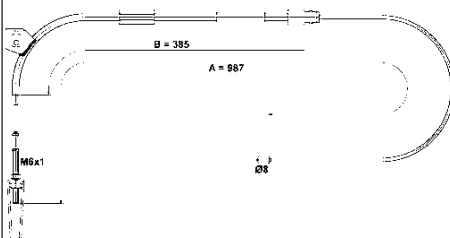
Seilzug, Feststellbremse

L= 1.627

CITROËN, MITSUBISHI, PEUGEOT

24.3727-0400.2

580400



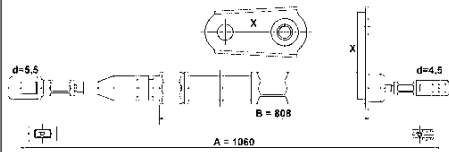
Seilzug, Feststellbremse

L= 987

MERCEDES-BENZ

24.3727-0409.2

580409



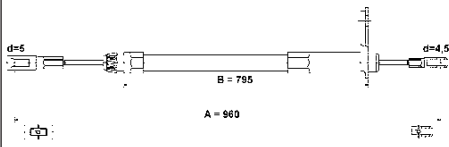
Seilzug, Feststellbremse

L= 1.060

MERCEDES-BENZ

24.3727-0418.2

580418



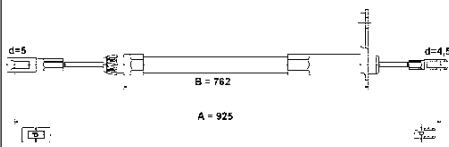
Seilzug, Feststellbremse

L= 960

MERCEDES-BENZ

24.3727-0419.2

580419



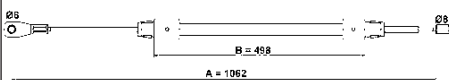
Seilzug, Feststellbremse

L= 925

MERCEDES-BENZ

24.3727-0421.2

580421



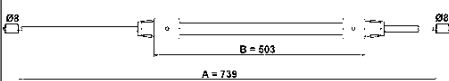
Seilzug, Feststellbremse

L= 1.062

MERCEDES-BENZ

24.3727-0422.2

580422



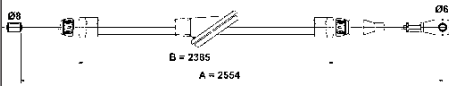
Seilzug, Feststellbremse

L= 739

MERCEDES-BENZ

24.3727-0423.2

580423



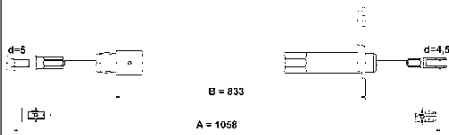
Seilzug, Feststellbremse

L= 2.554

MERCEDES-BENZ

24.3727-0424.2

580424



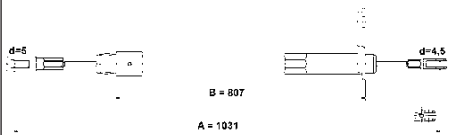
Seilzug, Feststellbremse

L= 1.058

MERCEDES-BENZ

24.3727-0425.2

580425



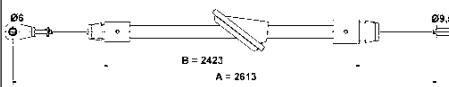
Seilzug, Feststellbremse

L= 1.031

MERCEDES-BENZ

24.3727-0426.2

580426



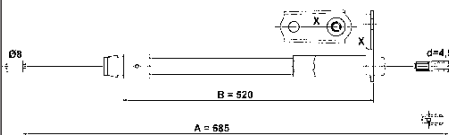
Seilzug, Feststellbremse

L= 2.613

MERCEDES-BENZ

24.3727-0427.2

580427



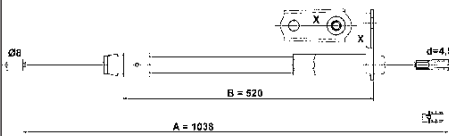
Seilzug, Feststellbremse

L= 685

MERCEDES-BENZ

24.3727-0428.2

580428



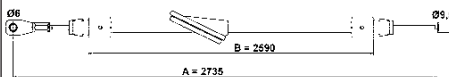
Seilzug, Feststellbremse

L= 1.038

MERCEDES-BENZ

24.3727-0429.2

580429



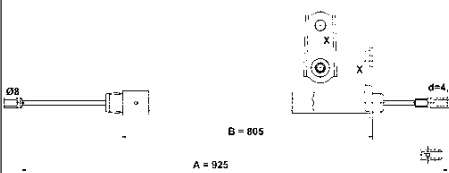
Seilzug, Feststellbremse

L= 2.735

MERCEDES-BENZ

24.3727-0430.2

580430



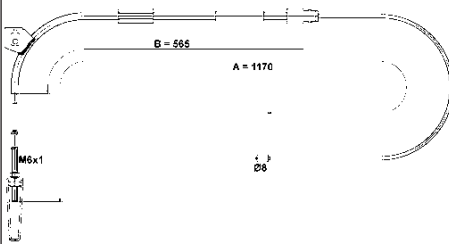
Seilzug, Feststellbremse

L= 925

MERCEDES-BENZ

24.3727-0431.2

580431



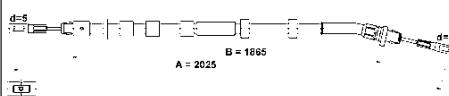
Seilzug, Feststellbremse

L= 1.170

MERCEDES-BENZ

24.3727-0432.2

580432



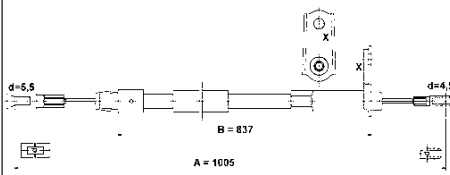
Seilzug, Feststellbremse

L= 2.025

MERCEDES-BENZ

24.3727-0433.2

580433



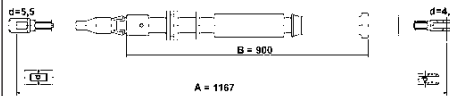
Seilzug, Feststellbremse

L = 1.005

MERCEDES-BENZ

24.3727-0435.2

580435



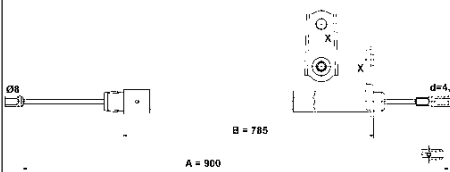
Seilzug, Feststellbremse

L = 1.167

MERCEDES-BENZ

24.3727-0436.2

580436



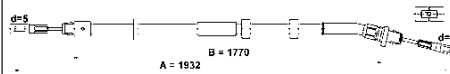
Seilzug, Feststellbremse

L = 900

MERCEDES-BENZ

24.3727-0437.2

580437



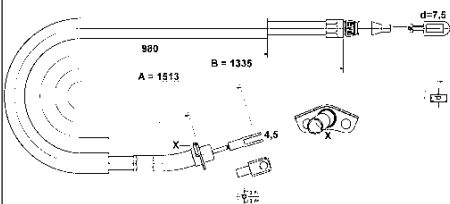
Seilzug, Feststellbremse

L = 1.932

MERCEDES-BENZ

24.3727-0438.2

580438



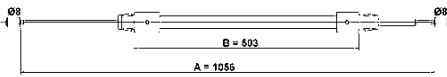
Seilzug, Feststellbremse

L = 1.513

MERCEDES-BENZ, VW

24.3727-0439.2

580439



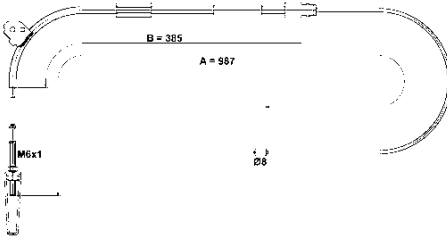
Seilzug, Feststellbremse

L= 1.056

MERCEDES-BENZ

24.3727-0440.2

580440



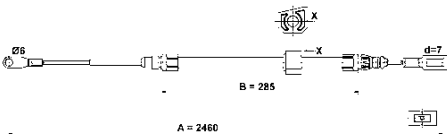
Seilzug, Feststellbremse

L= 987

MERCEDES-BENZ

24.3727-0441.2

580441



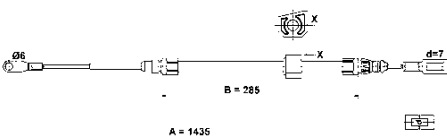
Seilzug, Feststellbremse

L= 2.460

MERCEDES-BENZ, VW

24.3727-0442.2

580442



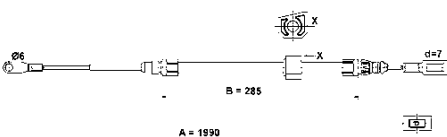
Seilzug, Feststellbremse

L= 1.435

MERCEDES-BENZ, VW

24.3727-0443.2

580443



Seilzug, Feststellbremse

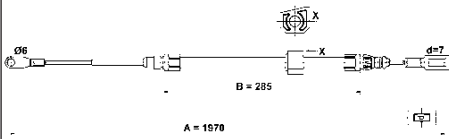
L= 1.990

MERCEDES-BENZ, VW



24.3727-0444.2

580444



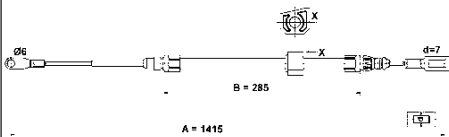
Seilzug, Feststellbremse

L= 1.970

MERCEDES-BENZ, VW

24.3727-0445.2

580445



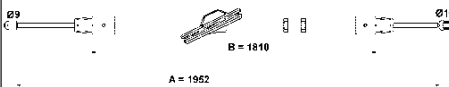
Seilzug, Feststellbremse

L= 1.415

MERCEDES-BENZ

24.3727-0447.2

580447



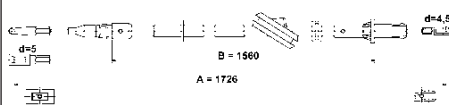
Seilzug, Feststellbremse

L= 1.952

MERCEDES-BENZ

24.3727-0448.2

580448



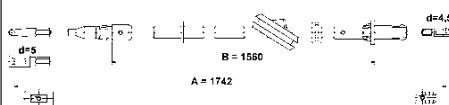
Seilzug, Feststellbremse

L= 1.726

MERCEDES-BENZ

24.3727-0449.2

580449



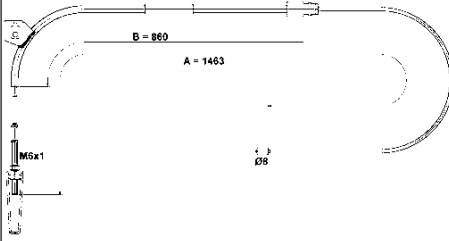
Seilzug, Feststellbremse

L= 1.742

MERCEDES-BENZ

24.3727-0450.2

580450



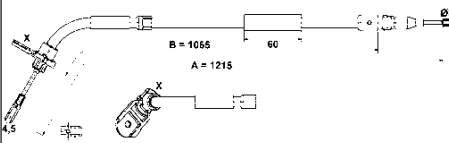
Seilzug, Feststellbremse

L= 1.463

MERCEDES-BENZ

24.3727-0451.2

580451



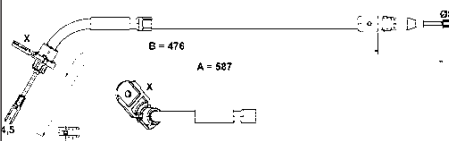
Seilzug, Feststellbremse

L= 1.215

MERCEDES-BENZ

24.3727-0452.2

580452



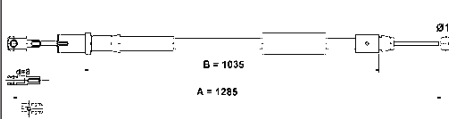
Seilzug, Feststellbremse

L= 587

MERCEDES-BENZ

24.3727-0453.2

580453



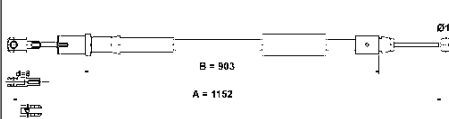
Seilzug, Feststellbremse

L= 1.285

MERCEDES-BENZ

24.3727-0454.2

580454



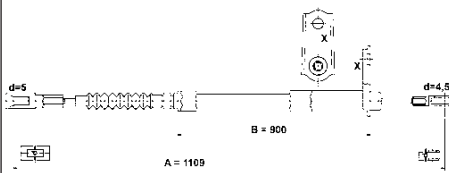
Seilzug, Feststellbremse

L= 1.152

MERCEDES-BENZ

24.3727-0455.2

580455



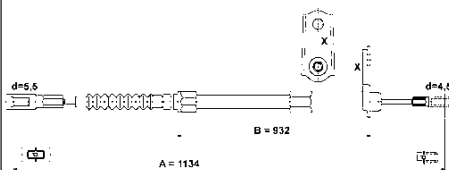
Seilzug, Feststellbremse

L= 1.109

MERCEDES-BENZ

24.3727-0456.2

580456



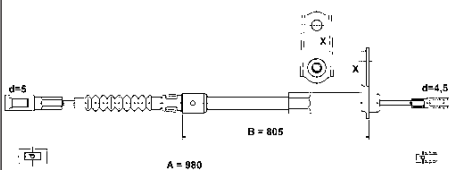
Seilzug, Feststellbremse

L= 1.134

MERCEDES-BENZ

24.3727-0457.2

580457



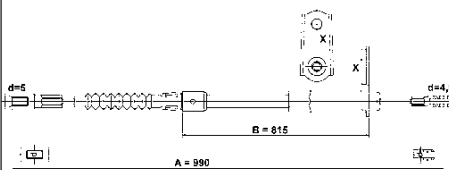
Seilzug, Feststellbremse

L= 980

MERCEDES-BENZ

24.3727-0458.2

580458



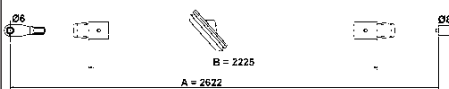
Seilzug, Feststellbremse

L= 990

MERCEDES-BENZ

24.3727-0462.2

580462



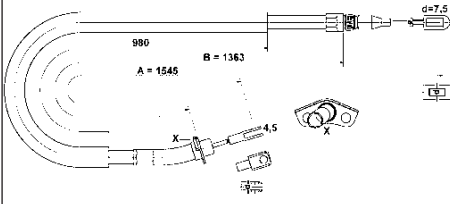
Seilzug, Feststellbremse

L= 2.622

MERCEDES-BENZ

24.3727-0463.2

580463



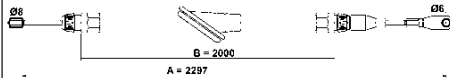
Seilzug, Feststellbremse

L= 1.545

MERCEDES-BENZ

24.3727-0464.2

580464



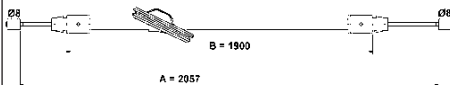
Seilzug, Feststellbremse

L= 2.297

MERCEDES-BENZ

24.3727-0465.2

580465



Seilzug, Feststellbremse

L= 2.057

MERCEDES-BENZ

24.3727-0466.2

580466



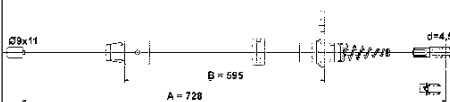
Seilzug, Feststellbremse

L= 2.937

MERCEDES-BENZ

24.3727-0467.2

580467



Seilzug, Feststellbremse

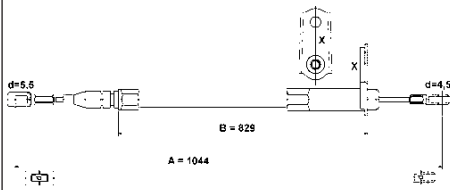
L= 728

MERCEDES-BENZ



24.3727-0468.2

580468



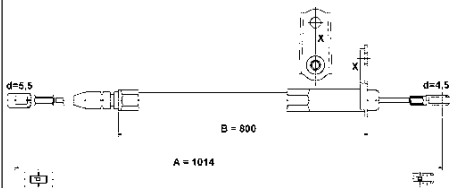
Seilzug, Feststellbremse

L= 1.044

MERCEDES-BENZ

24.3727-0469.2

580469



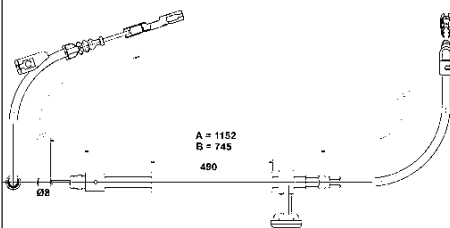
Seilzug, Feststellbremse

L= 1.014

MERCEDES-BENZ

24.3727-0470.2

580470



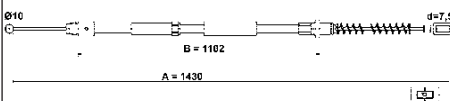
Seilzug, Feststellbremse

L= 1.152

MERCEDES-BENZ

24.3727-0471.2

580471



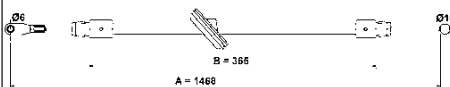
Seilzug, Feststellbremse

L= 1.430

MERCEDES-BENZ

24.3727-0472.2

580472



Seilzug, Feststellbremse

L= 1.468

MERCEDES-BENZ

24.3727-0473.2

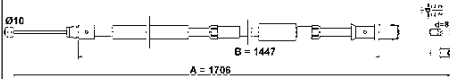
580473



Seilzug, Feststellbremse

L= 1.706

MERCEDES-BENZ



24.3727-0474.2

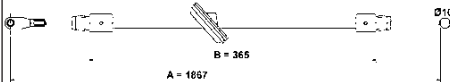
580474



Seilzug, Feststellbremse

L= 1.867

MERCEDES-BENZ



24.3727-0475.2

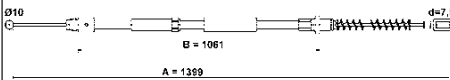
580475



Seilzug, Feststellbremse

L= 1.399

MERCEDES-BENZ



24.3727-0476.2

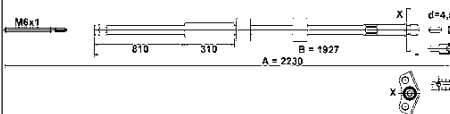
580476



Seilzug, Feststellbremse

L= 2.230

MERCEDES-BENZ



24.3727-0477.2

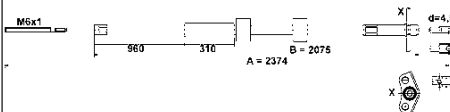
580477



Seilzug, Feststellbremse

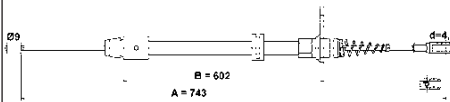
L= 2.374

MERCEDES-BENZ



24.3727-0478.2

580478



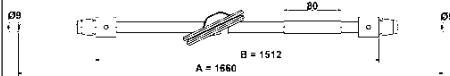
Seilzug, Feststellbremse

L= 743

MERCEDES-BENZ

24.3727-0479.2

580479



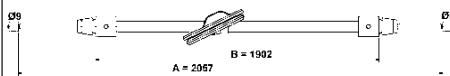
Seilzug, Feststellbremse

L= 1.660

MERCEDES-BENZ

24.3727-0480.2

580480



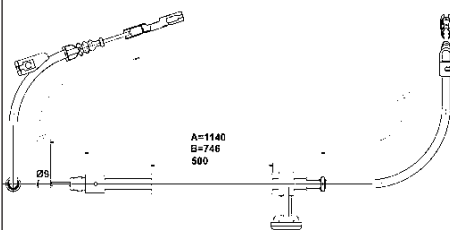
Seilzug, Feststellbremse

L= 2.057

MERCEDES-BENZ

24.3727-0481.2

580481



Seilzug, Feststellbremse

L= 1.140

MERCEDES-BENZ

24.3727-0482.2

580482



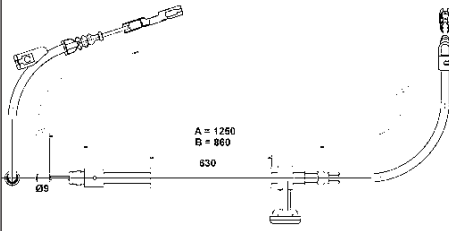
Seilzug, Feststellbremse

L= 744

MERCEDES-BENZ

24.3727-0483.2

580483



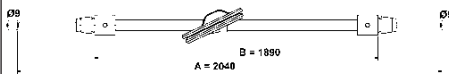
Seilzug, Feststellbremse

L = 1.250

MERCEDES-BENZ

24.3727-0484.2

580484



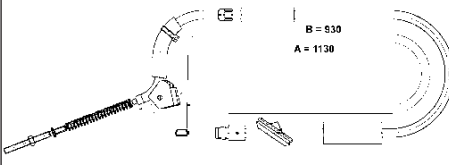
Seilzug, Feststellbremse

L = 2.040

MERCEDES-BENZ

24.3727-0485.2

580485



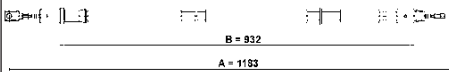
Seilzug, Feststellbremse

L = 1.130

MERCEDES-BENZ

24.3727-0486.2

580486



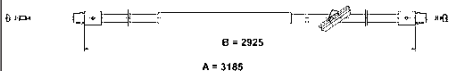
Seilzug, Feststellbremse

L = 1.183

MERCEDES-BENZ

24.3727-0487.2

580487



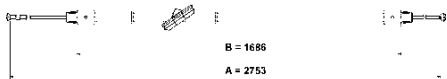
Seilzug, Feststellbremse

L = 3.185

MERCEDES-BENZ

24.3727-0488.2

580488



Seilzug, Feststellbremse

L= 2.753

MERCEDES-BENZ

24.3727-0489.2

580489



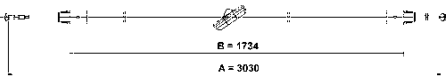
Seilzug, Feststellbremse

L= 2.983

MERCEDES-BENZ

24.3727-0490.2

580490



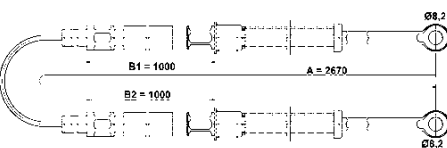
Seilzug, Feststellbremse

L= 3.030

MERCEDES-BENZ

24.3727-0503.2

580503



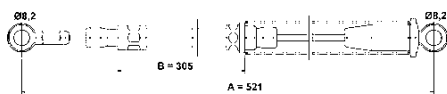
Seilzug, Feststellbremse

L= 2.670

FIAT, SEAT

24.3727-0507.2

580507



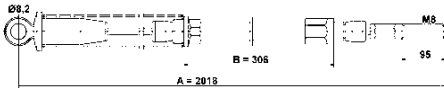
Seilzug, Feststellbremse

L= 521

FIAT

24.3727-0508.2

580508



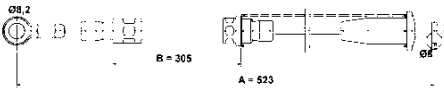
Seilzug, Feststellbremse

L= 2.018

FIAT

24.3727-0509.2

580509



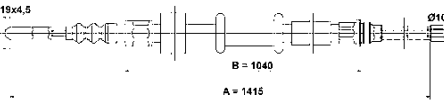
Seilzug, Feststellbremse

L= 523

FIAT

24.3727-0511.2

580511



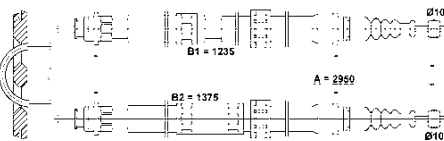
Seilzug, Feststellbremse

L= 1.415

LANCIA

24.3727-0514.2

580514



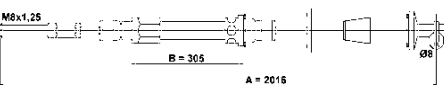
Seilzug, Feststellbremse

L= 2.950

ALFA ROMEO

24.3727-0518.2

580518



Seilzug, Feststellbremse

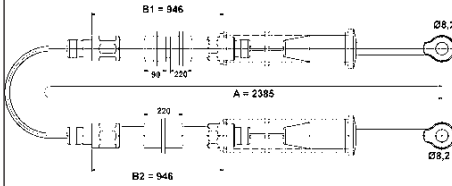
L= 2.016

FIAT



24.3727-0519.2

580519



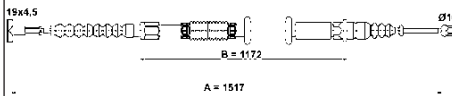
Seilzug, Feststellbremse

L= 2.385

FIAT

24.3727-0521.2

580521



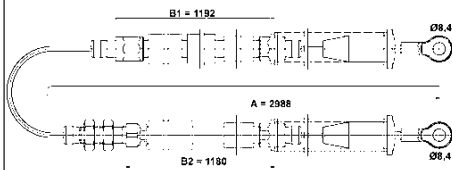
Seilzug, Feststellbremse

L= 1.517

ALFA ROMEO, FIAT, LANCIA

24.3727-0523.2

580523



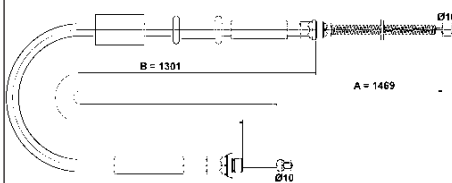
Seilzug, Feststellbremse

L= 2.988

FIAT

24.3727-0525.2

580525



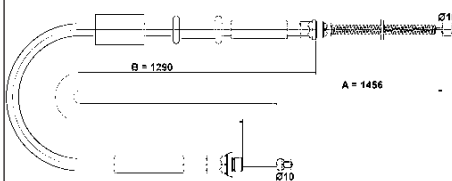
Seilzug, Feststellbremse

L= 1.469

FIAT

24.3727-0526.2

580526



Seilzug, Feststellbremse

L= 1.456

FIAT

24.3727-0529.2

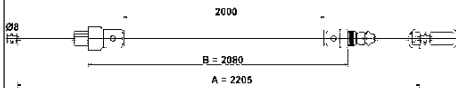
580529



Seilzug, Feststellbremse

L= 2.205

CITROËN, FIAT, LANCIA, PEUGEOT



24.3727-0530.2

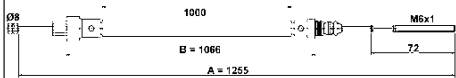
580530



Seilzug, Feststellbremse

L= 1.255

CITROËN, FIAT, LANCIA, PEUGEOT



24.3727-0531.2

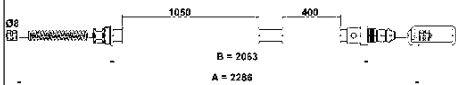
580531



Seilzug, Feststellbremse

L= 2.286

CITROËN, FIAT, PEUGEOT



24.3727-0532.2

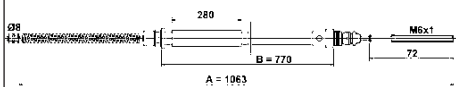
580532



Seilzug, Feststellbremse

L= 1.063

CITROËN, FIAT, PEUGEOT



24.3727-0533.2

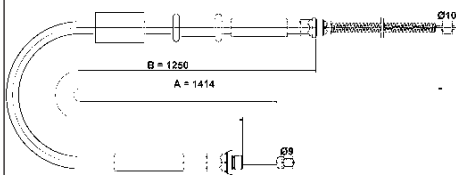
580533



Seilzug, Feststellbremse

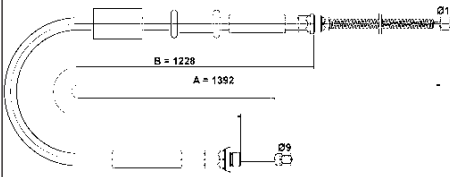
L= 1.414

LANCIA



24.3727-0534.2

580534



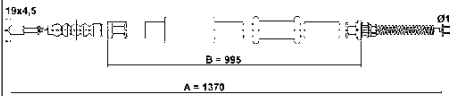
Seilzug, Feststellbremse

L= 1.392

LANCIA

24.3727-0535.2

580535



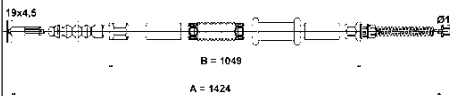
Seilzug, Feststellbremse

L= 1.370

FIAT

24.3727-0536.2

580536



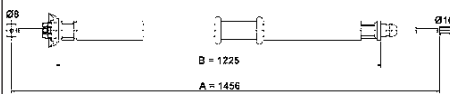
Seilzug, Feststellbremse

L= 1.424

FIAT

24.3727-0538.2

580538



Seilzug, Feststellbremse

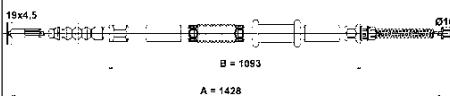
- Zub

L= 1.456

FIAT

24.3727-0539.2

580539

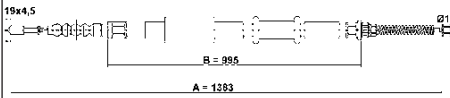



Seilzug, Feststellbremse

L= 1.428

FIAT

24.3727-0540.2 580540

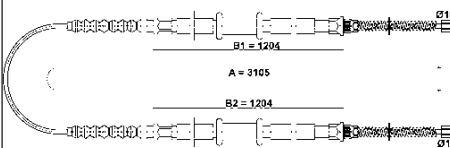



 **Seilzug, Feststellbremse**

L= 1.383

ALFA ROMEO, FIAT

24.3727-0541.2 580541

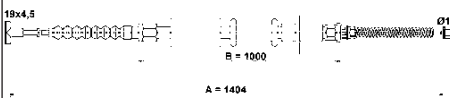



 **Seilzug, Feststellbremse**

L= 3.105

FIAT

24.3727-0542.2 580542

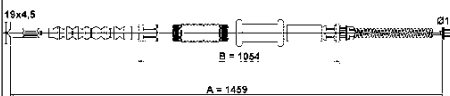



 **Seilzug, Feststellbremse**

L= 1.404

FIAT

24.3727-0543.2 580543

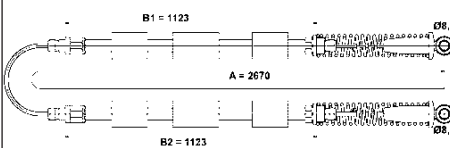



 **Seilzug, Feststellbremse**

L= 1.459

FIAT

24.3727-0544.2 580544



 **Seilzug, Feststellbremse**

L= 2.670

FIAT



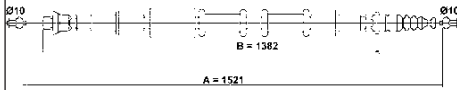
24.3727-0549.2

580549



Seilzug, Feststellbremse

L= 1.521



FIAT

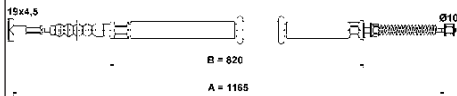
24.3727-0550.2

580550



Seilzug, Feststellbremse

L= 1.165



FIAT

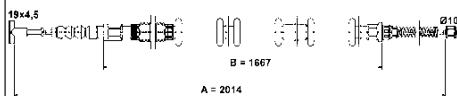
24.3727-0551.2

580551



Seilzug, Feststellbremse

L= 2.014



FIAT

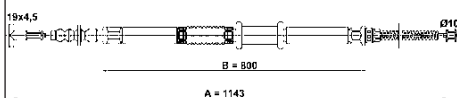
24.3727-0552.2

580552



Seilzug, Feststellbremse

L= 1.143



FIAT

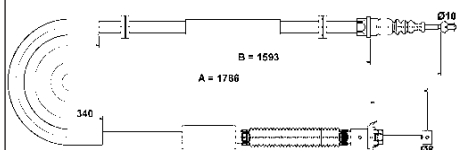
24.3727-0553.2

580553



Seilzug, Feststellbremse

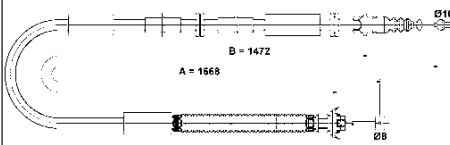
L= 1.786



FIAT

24.3727-0554.2

580554



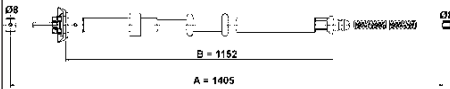
Seilzug, Feststellbremse

L= 1.668

FIAT

24.3727-0556.2

580556



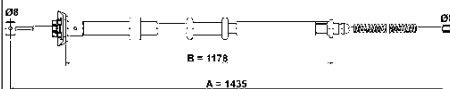
Seilzug, Feststellbremse

L= 1.405

FIAT

24.3727-0557.2

580557



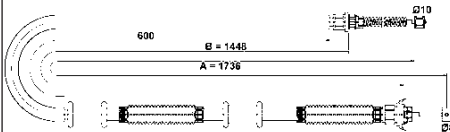
Seilzug, Feststellbremse

L= 1.435

FIAT

24.3727-0558.2

580558



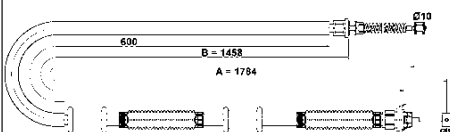
Seilzug, Feststellbremse

L= 1.736

FIAT

24.3727-0559.2

580559



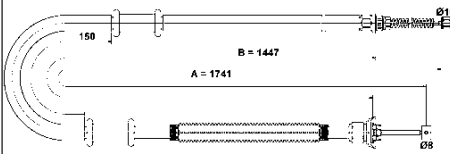
Seilzug, Feststellbremse

L= 1.784

FIAT

24.3727-0560.2

580560



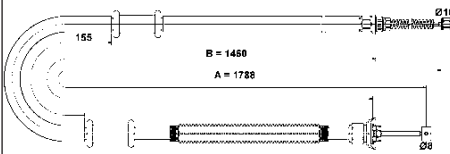
Seilzug, Feststellbremse

L= 1.741

FIAT

24.3727-0561.2

580561



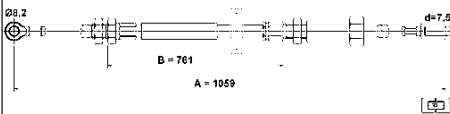
Seilzug, Feststellbremse

L= 1.788

FIAT

24.3727-0562.2

580562



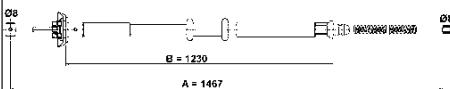
Seilzug, Feststellbremse

L= 1.059

CITROËN, FIAT, PEUGEOT

24.3727-0563.2

580563



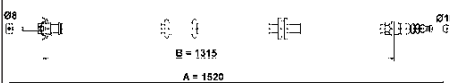
Seilzug, Feststellbremse

L= 1.467

FIAT

24.3727-0564.2

580564



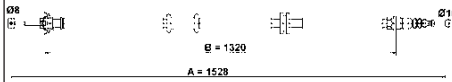
Seilzug, Feststellbremse

L= 1.520

FIAT

24.3727-0565.2

580565



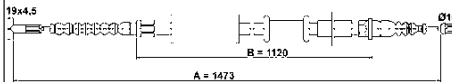
Seilzug, Feststellbremse

L= 1.528

FIAT

24.3727-0568.2

580568



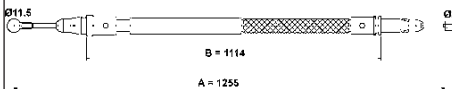
Seilzug, Feststellbremse

L= 1.473

FIAT

24.3727-0569.2

580569



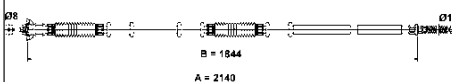
Seilzug, Feststellbremse

L= 1.255

FIAT, LANCIA

24.3727-0570.2

580570



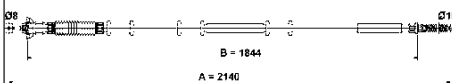
Seilzug, Feststellbremse

L= 2.140

FIAT

24.3727-0571.2

580571



Seilzug, Feststellbremse

L= 2.140

FIAT

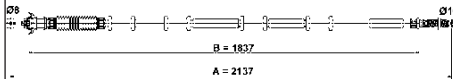
24.3727-0572.2

580572



Seilzug, Feststellbremse

L= 2.137



FIAT

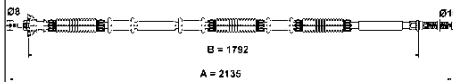
24.3727-0573.2

580573



Seilzug, Feststellbremse

L= 2.135



FIAT

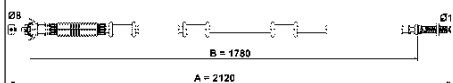
24.3727-0574.2

580574



Seilzug, Feststellbremse

L= 2.120



FIAT

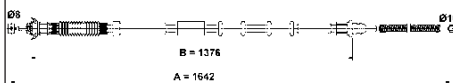
24.3727-0575.2

580575



Seilzug, Feststellbremse

L= 1.642



FIAT

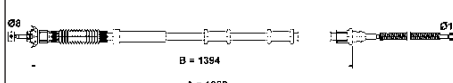
24.3727-0576.2

580576



Seilzug, Feststellbremse

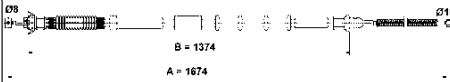
L= 1.660



FIAT

24.3727-0577.2

580577



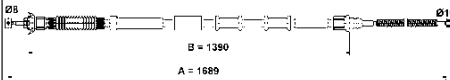
Seilzug, Feststellbremse

L= 1.674

FIAT

24.3727-0578.2

580578



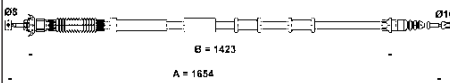
Seilzug, Feststellbremse

L= 1.689

FIAT

24.3727-0579.2

580579



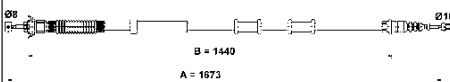
Seilzug, Feststellbremse

L= 1.654

ABARTH, ALFA ROMEO, FIAT

24.3727-0580.2

580580



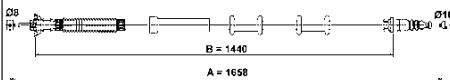
Seilzug, Feststellbremse

L= 1.673

ABARTH, ALFA ROMEO, FIAT

24.3727-0581.2

580581



Seilzug, Feststellbremse

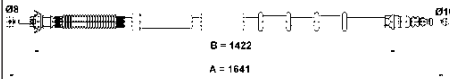
L= 1.658

ALFA ROMEO



24.3727-0582.2

580582



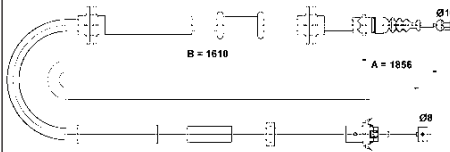
Seilzug, Feststellbremse

L= 1.641

ALFA ROMEO

24.3727-0583.2

580583



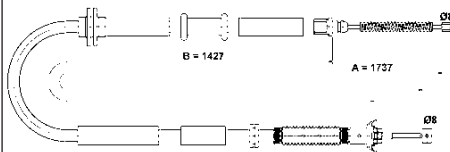
Seilzug, Feststellbremse

L= 1.856

FIAT

24.3727-0584.2

580584



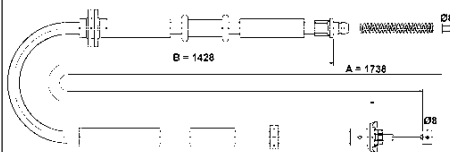
Seilzug, Feststellbremse

L= 1.737

FIAT

24.3727-0585.2

580585



Seilzug, Feststellbremse

L= 1.738

FIAT

24.3727-0586.2

580586



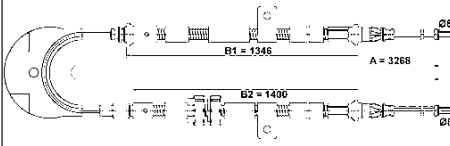
Seilzug, Feststellbremse

L= 2.910

CITROËN, FIAT, PEUGEOT

24.3727-0623.2

580623



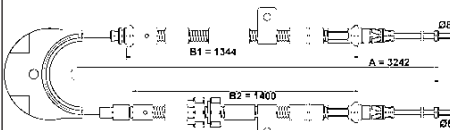
Seilzug, Feststellbremse

L= 3.268

FORD

24.3727-0626.2

580626



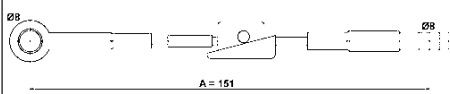
Seilzug, Feststellbremse

L= 3.242

FORD

24.3727-0628.2

580628



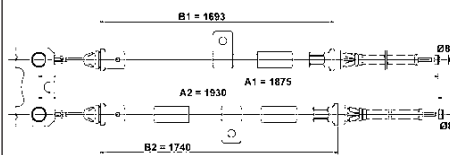
Seilzug, Feststellbremse

L= 151

FORD

24.3727-0634.2

580634



Seilzug, Feststellbremse

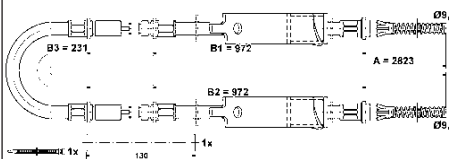
L= 1.875

L2= 1.930

FORD

24.3727-0636.2

580636



Seilzug, Feststellbremse

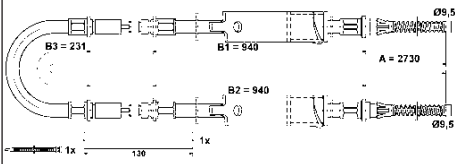
L= 2.823

FORD



24.3727-0637.2

580637



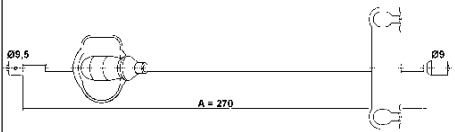
Seilzug, Feststellbremse

L= 2.730

FORD

24.3727-0638.2

580638



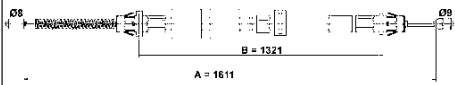
Seilzug, Feststellbremse

L= 270

FORD

24.3727-0639.2

580639




Seilzug, Feststellbremse

L= 1.611

FORD

24.3727-0641.2

580641



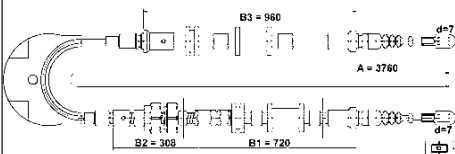
Seilzug, Feststellbremse

L= 1.647

FORD

24.3727-0642.2

580642



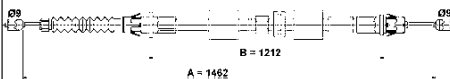
Seilzug, Feststellbremse

L= 3.760

FORD

24.3727-0644.2

580644



Seilzug, Feststellbremse

L= 1.462

FORD

24.3727-0647.2

580647



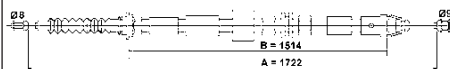
Seilzug, Feststellbremse

L= 1.735

FORD

24.3727-0648.2

580648



Seilzug, Feststellbremse

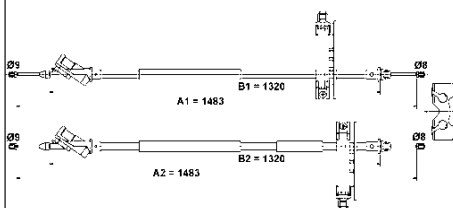
L= 1.722

kurze Ausführung

FORD

24.3727-0649.2

580649



Seilzug, Feststellbremse

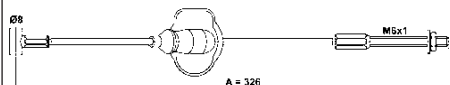
L= 1.483

L2= 1.483

FORD

24.3727-0650.2

580650



Seilzug, Feststellbremse

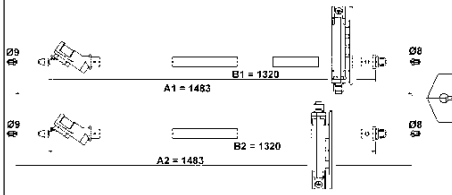
L= 326

FORD



24.3727-0651.2

580651



Seilzug, Feststellbremse

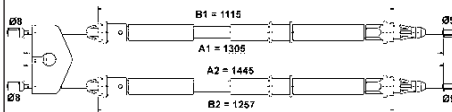
L= 1.483

L2= 1.483

FORD

24.3727-0653.2

580653



Seilzug, Feststellbremse

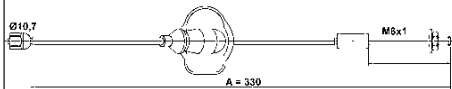
L= 1.305

L2= 1.445

FORD, MAZDA

24.3727-0654.2

580654



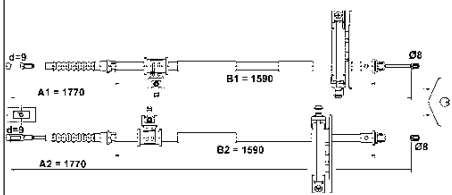
Seilzug, Feststellbremse

L= 330

FORD

24.3727-0655.2

580655



Seilzug, Feststellbremse

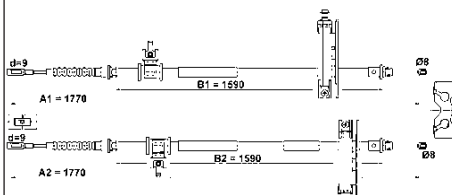
L= 1.770

L2= 1.770

FORD

24.3727-0656.2

580656



Seilzug, Feststellbremse

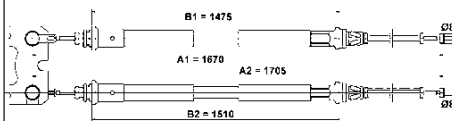
L= 1.770

L2= 1.770

FORD

24.3727-0657.2

580657



Seilzug, Feststellbremse

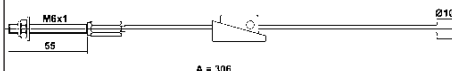
L= 1.670

L2= 1.705

FORD

24.3727-0658.2

580658



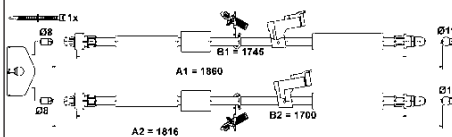
Seilzug, Feststellbremse

L= 306

FORD, MAZDA

24.3727-0659.2

580659



Seilzug, Feststellbremse

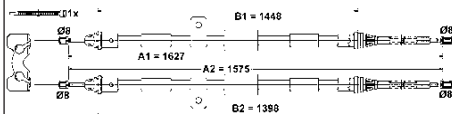
L= 1.816

L2= 1.860

FORD

24.3727-0660.2

580660



Seilzug, Feststellbremse

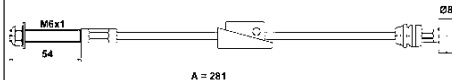
L= 1.575

L2= 1.627

FORD, MAZDA

24.3727-0661.2

580661



Seilzug, Feststellbremse

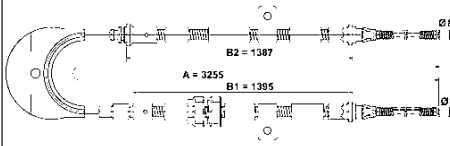
L= 281

FORD



24.3727-0662.2

580662



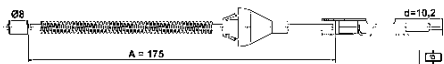
Seilzug, Feststellbremse

L= 3.255

FORD

24.3727-0663.2

580663



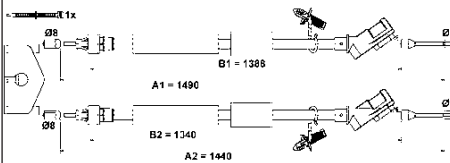
Seilzug, Feststellbremse

L= 175

FORD, MAZDA

24.3727-0664.2

580664



Seilzug, Feststellbremse

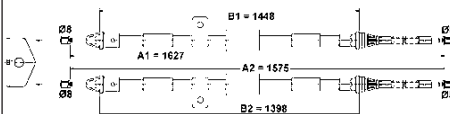
L= 1.440

L2= 1.490

FORD

24.3727-0666.2

580666



Seilzug, Feststellbremse

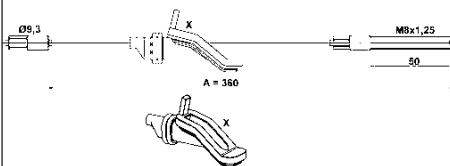
L= 1.575

L2= 1.627

FORD

24.3727-0667.2

580667



Seilzug, Feststellbremse

L= 360

FORD

24.3727-0670.2

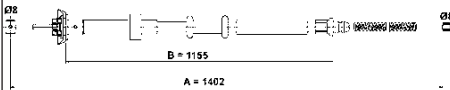
580670



Seilzug, Feststellbremse

L= 1.402

FORD



24.3727-0671.2

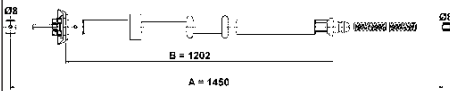
580671



Seilzug, Feststellbremse

L= 1.450

FIAT, FORD



24.3727-0672.2

580672

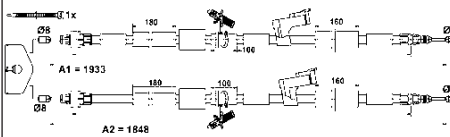


Seilzug, Feststellbremse

L= 1.848

L2= 1.933

FORD



24.3727-0673.2

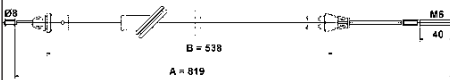
580673



Seilzug, Feststellbremse

L= 819

FORD



24.3727-0674.2

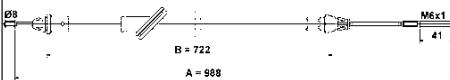
580674



Seilzug, Feststellbremse

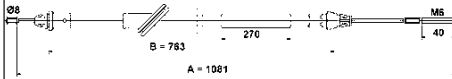
L= 988

FORD



24.3727-0675.2

580675



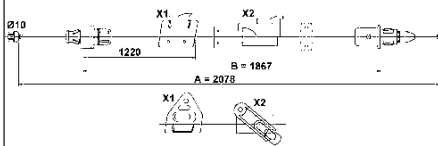
Seilzug, Feststellbremse

L= 1.081

FORD

24.3727-0676.2

580676



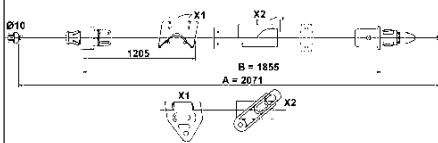
Seilzug, Feststellbremse

L= 2.078

FORD

24.3727-0677.2

580677



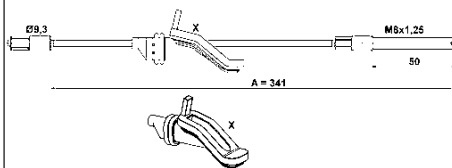
Seilzug, Feststellbremse

L= 2.071

FORD

24.3727-0678.2

580678



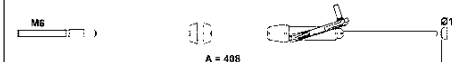
Seilzug, Feststellbremse

L= 341

FORD

24.3727-0679.2

580679



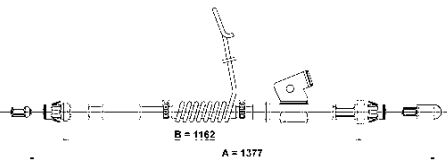
Seilzug, Feststellbremse

L= 408

FORD

24.3727-0681.2

580681



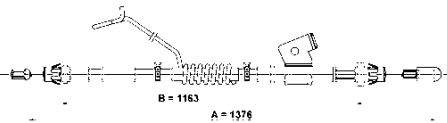
Seilzug, Feststellbremse

L= 1.377

FORD

24.3727-0682.2

580682



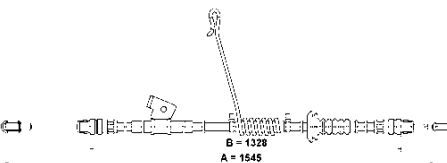
Seilzug, Feststellbremse

L= 1.376

FORD

24.3727-0683.2

580683



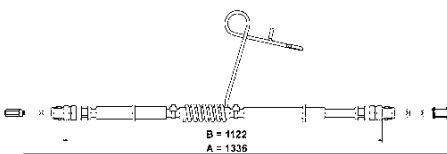
Seilzug, Feststellbremse

L= 1.545

FORD

24.3727-0684.2

580684



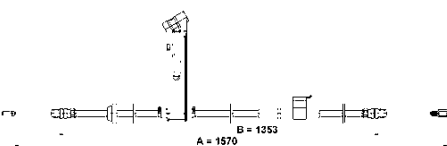
Seilzug, Feststellbremse

L= 1.336

FORD

24.3727-0685.2

580685



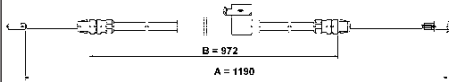
Seilzug, Feststellbremse

L= 1.570

FORD

24.3727-0686.2

580686



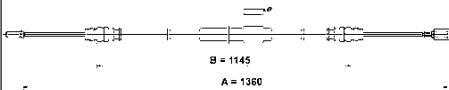
Seilzug, Feststellbremse

L= 1.190

FORD

24.3727-0687.2

580687



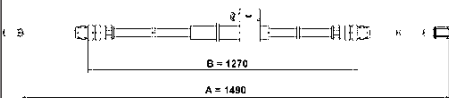
Seilzug, Feststellbremse

L= 1.360

FORD

24.3727-0688.2

580688




Seilzug, Feststellbremse

L= 1.490

FORD

24.3727-0692.2

580692



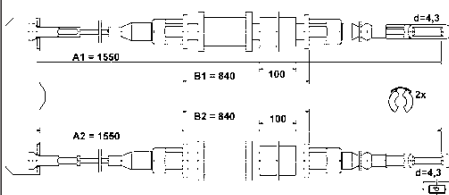
Seilzug, Feststellbremse

L= 308

FORD

24.3727-0725.2

580725



Seilzug, Feststellbremse

+ Zub

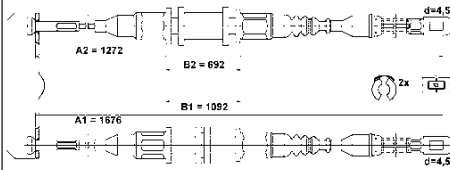
L= 1.550

L2= 1.550

OPEL, VAUXHALL

24.3727-0730.2

580730



Seilzug, Feststellbremse

+ Zub

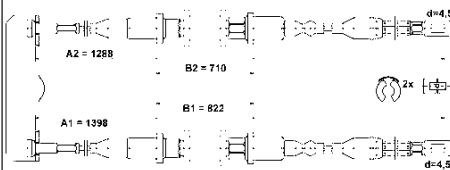
L= 1.272

L2= 1.676

DAEWOO

24.3727-0732.2

580732



Seilzug, Feststellbremse

+ Zub

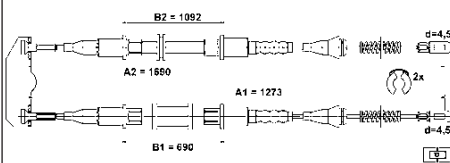
L= 1.288

L2= 1.398

OPEL, VAUXHALL

24.3727-0735.2

580735



Seilzug, Feststellbremse

+ Zub

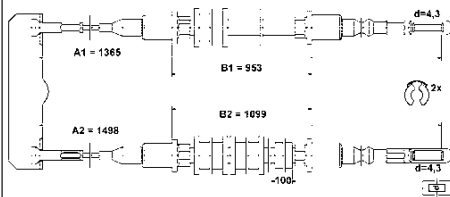
L= 1.273

L2= 1.690

OPEL, VAUXHALL

24.3727-0736.2

580736



Seilzug, Feststellbremse

+ Zub

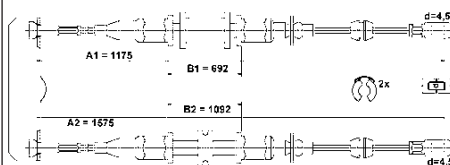
L= 1.365

L2= 1.498

OPEL, VAUXHALL

24.3727-0742.2

580742



Seilzug, Feststellbremse

+ Zub

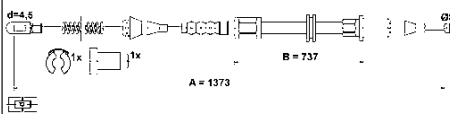
L= 1.175

L2= 1.575

OPEL, VAUXHALL

24.3727-0743.2

580743



Seilzug, Feststellbremse

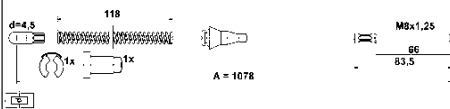
+ Zub

L= 1.373

CHEVROLET, OPEL, VAUXHALL

24.3727-0744.2

580744



Seilzug, Feststellbremse

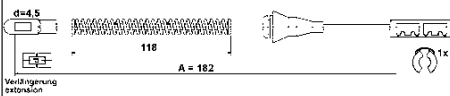
+ Zub

L= 1.078

CHEVROLET, OPEL, VAUXHALL

24.3727-0746.2

580746



Seilzug, Feststellbremse

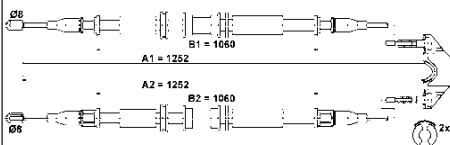
+ Zub

L= 182

CHEVROLET, OPEL, VAUXHALL

24.3727-0747.2

580747



Seilzug, Feststellbremse

+ Zub

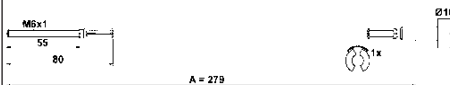
L= 1.252

L2= 1.252

OPEL, VAUXHALL

24.3727-0748.2

580748



Seilzug, Feststellbremse

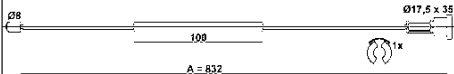
+ Zub

L= 279

CHEVROLET, OPEL, VAUXHALL

24.3727-0749.2

580749



Seilzug, Feststellbremse

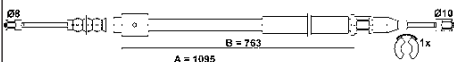
+ Zub

L= 832

OPEL, VAUXHALL

24.3727-0750.2

580750



Seilzug, Feststellbremse

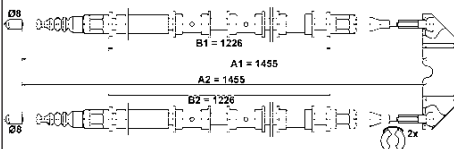
+ Zub

L= 1.095

OPEL, VAUXHALL

24.3727-0751.2

580751



Seilzug, Feststellbremse

+ Zub

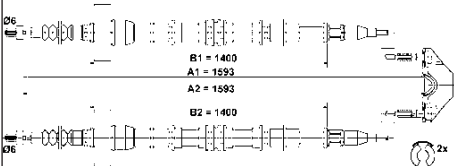
L= 1.455

L2= 1.455

CHEVROLET, OPEL, VAUXHALL

24.3727-0752.2

580752



Seilzug, Feststellbremse

+ Zub

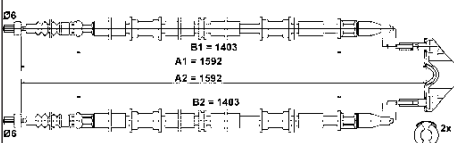
L= 1.593

L2= 1.593

OPEL, VAUXHALL

24.3727-0753.2

580753



Seilzug, Feststellbremse

+ Zub

L= 1.592

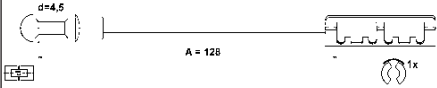
L2= 1.592

OPEL, VAUXHALL



24.3727-0754.2

580754



Seilzug, Feststellbremse

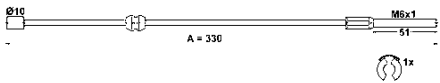
+ Zub

L= 128

CHEVROLET, OPEL, VAUXHALL

24.3727-0755.2

580755



Seilzug, Feststellbremse

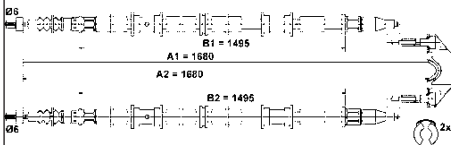
+ Zub

L= 330

OPEL, VAUXHALL

24.3727-0756.2

580756



Seilzug, Feststellbremse

+ Zub

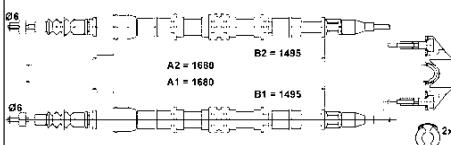
L= 1.680

L2= 1.680

OPEL, VAUXHALL

24.3727-0757.2

580757



Seilzug, Feststellbremse

+ Zub

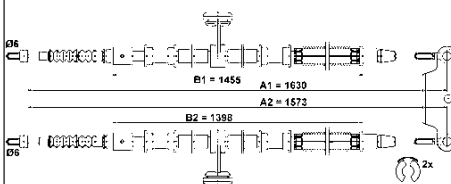
L= 1.680

L2= 1.680

OPEL, VAUXHALL

24.3727-0758.2

580758



Seilzug, Feststellbremse

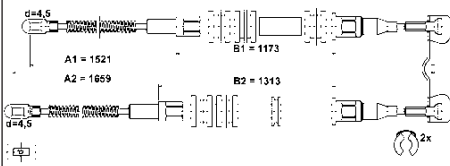
L= 1.630

L2= 1.573

CHEVROLET, OPEL, VAUXHALL

24.3727-0759.2

580759



Seilzug, Feststellbremse

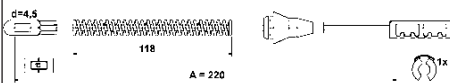
L= 1.659

L2= 1.521

OPEL, VAUXHALL

24.3727-0760.2

580760



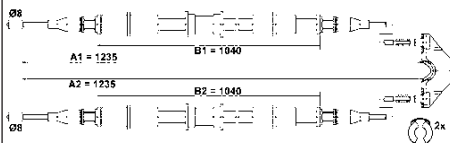
Seilzug, Feststellbremse

L= 220

OPEL, VAUXHALL

24.3727-0761.2

580761



Seilzug, Feststellbremse

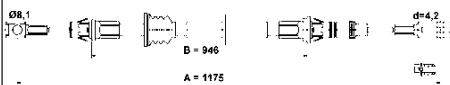
L= 1.235

L2= 1.235

OPEL, VAUXHALL

24.3727-0762.2

580762



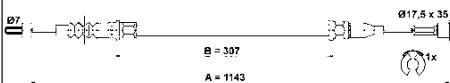
Seilzug, Feststellbremse

L= 1.175

NISSAN, OPEL, RENAULT, VAUXHALL

24.3727-0766.2

580766



Seilzug, Feststellbremse

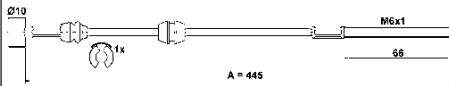
L= 1.143

OPEL, VAUXHALL



24.3727-0767.2

580767



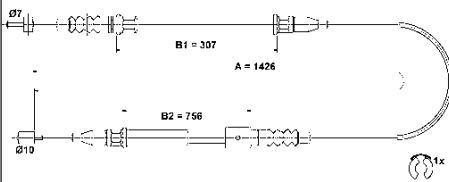
Seilzug, Feststellbremse

L= 445

OPEL, VAUXHALL

24.3727-0768.2

580768



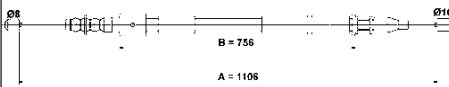
Seilzug, Feststellbremse

L= 1.426

OPEL, VAUXHALL

24.3727-0769.2

580769



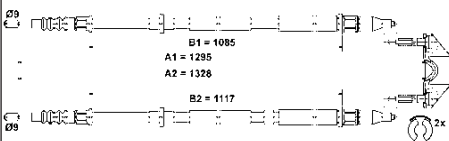
Seilzug, Feststellbremse

L= 1.106

OPEL, VAUXHALL

24.3727-0770.2

580770



Seilzug, Feststellbremse

+ Zub

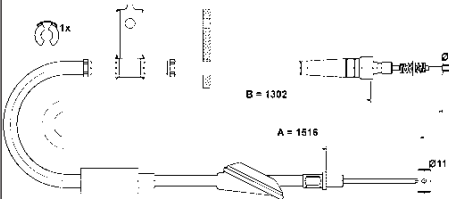
L= 1.295

L2= 1.328

OPEL, VAUXHALL

24.3727-0771.2

580771



Seilzug, Feststellbremse

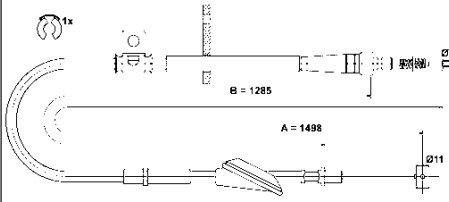
+ Zub

L= 1.516

OPEL, SUZUKI, VAUXHALL

24.3727-0772.2

580772



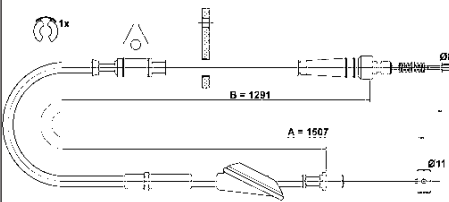
Seilzug, Feststellbremse

L= 1.498

OPEL, VAUXHALL

24.3727-0774.2

580774



Seilzug, Feststellbremse

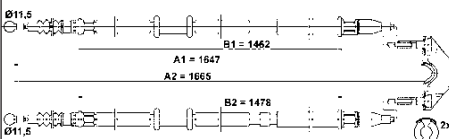
+ Zub

L= 1.507

OPEL, SUZUKI, VAUXHALL

24.3727-0775.2

580775



Seilzug, Feststellbremse

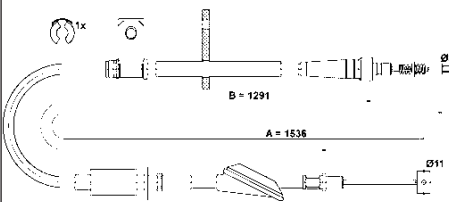
L= 1.647

L2= 1.665

OPEL, VAUXHALL

24.3727-0777.2

580777



Seilzug, Feststellbremse

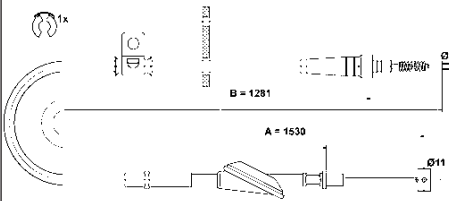
+ Zub

L= 1.536

OPEL, VAUXHALL

24.3727-0778.2

580778



Seilzug, Feststellbremse

+ Zub

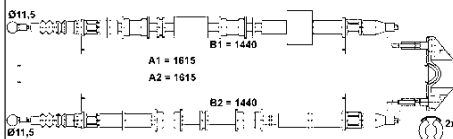
L= 1.530

OPEL, VAUXHALL



24.3727-0779.2

580779



Seilzug, Feststellbremse

+ Zub

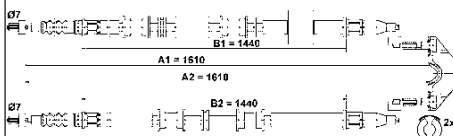
L= 1.615

L2= 1.615

OPEL, VAUXHALL

24.3727-0780.2

580780



Seilzug, Feststellbremse

+ Zub

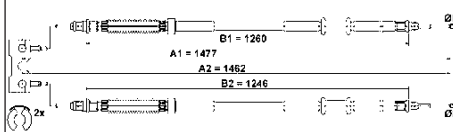
L= 1.610

L2= 1.610

OPEL, VAUXHALL

24.3727-0781.2

580781



Seilzug, Feststellbremse

+ Zub

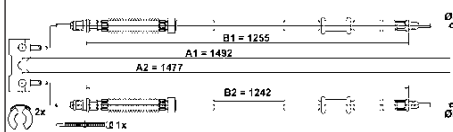
L= 1.477

L2= 1.462

OPEL, VAUXHALL

24.3727-0782.2

580782



Seilzug, Feststellbremse

+ Zub

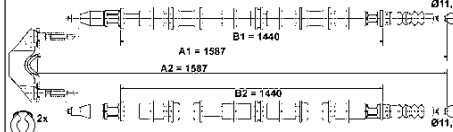
L= 1.477

L2= 1.492

OPEL, VAUXHALL

24.3727-0783.2

580783



Seilzug, Feststellbremse

+ Zub

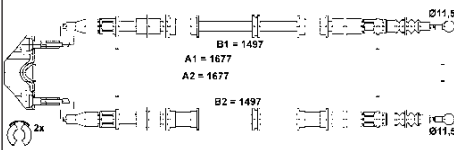
L= 1.587

L2= 1.587

OPEL, VAUXHALL

24.3727-0784.2

580784



Seilzug, Feststellbremse

+ Zub

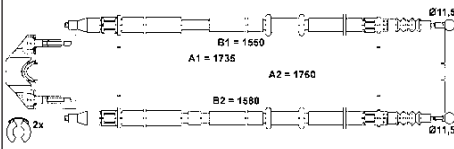
L= 1.677

L2= 1.677

CHEVROLET, OPEL, VAUXHALL

24.3727-0785.2

580785



Seilzug, Feststellbremse

+ Zub

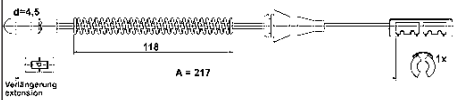
L= 1.735

L2= 1.760

OPEL, VAUXHALL

24.3727-0786.2

580786



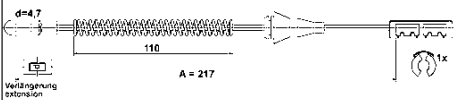
Seilzug, Feststellbremse

L= 217

OPEL, VAUXHALL

24.3727-0787.2

580787



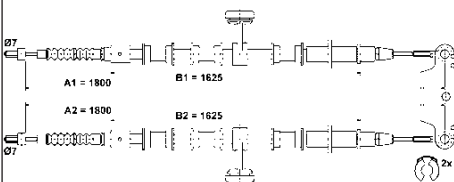
Seilzug, Feststellbremse

L= 217

OPEL, VAUXHALL

24.3727-0788.2

580788



Seilzug, Feststellbremse

L= 1.800

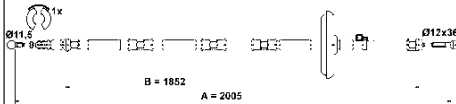
L2= 1.800

OPEL, VAUXHALL



24.3727-0789.2

580789



Seilzug, Feststellbremse

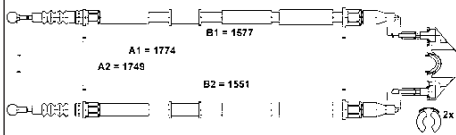
+ Zub

L= 2.005

OPEL, VAUXHALL

24.3727-0790.2

580790



Seilzug, Feststellbremse

+ Zub

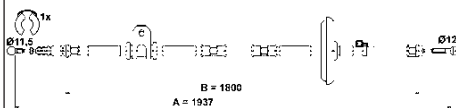
L= 1.749

L2= 1.774

OPEL, VAUXHALL

24.3727-0791.2

580791



Seilzug, Feststellbremse

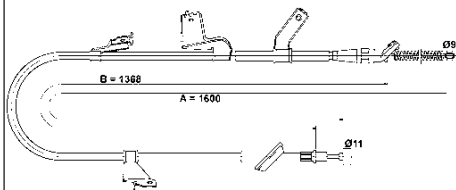
+ Zub

L= 1.937

OPEL, VAUXHALL

24.3727-0792.2

580792



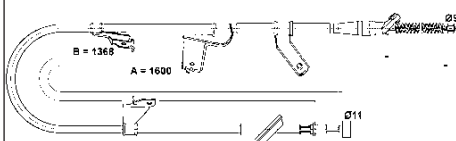
Seilzug, Feststellbremse

L= 1.600

OPEL, SUZUKI, VAUXHALL

24.3727-0793.2

580793



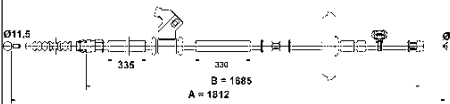
Seilzug, Feststellbremse

L= 1.600

OPEL, SUZUKI, VAUXHALL

24.3727-0794.2

580794



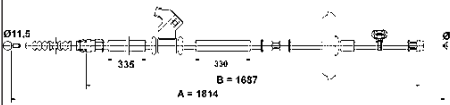
Seilzug, Feststellbremse

L= 1.812

CHEVROLET, OPEL, VAUXHALL

24.3727-0795.2

580795



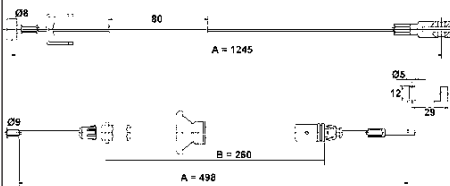
Seilzug, Feststellbremse

L= 1.814

CHEVROLET, OPEL, VAUXHALL

24.3727-0796.2

580796



Seilzug, Feststellbremse

Satz

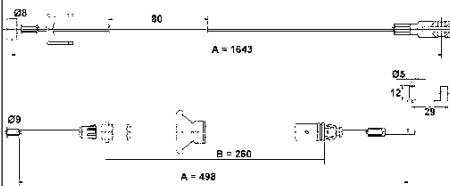
L= 1.245

L2= 498

NISSAN, OPEL, RENAULT, VAUXHALL

24.3727-0797.2

580797



Seilzug, Feststellbremse

Satz

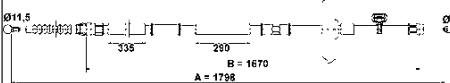
L= 1.643

L2= 498

NISSAN, OPEL, RENAULT, VAUXHALL

24.3727-0798.2

580798



Seilzug, Feststellbremse

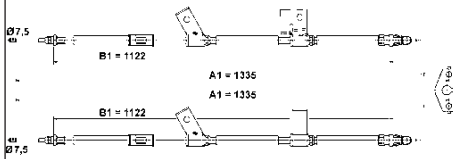
L= 1.798

CHEVROLET, OPEL, VAUXHALL



24.3727-0799.2

580799



Seilzug, Feststellbremse

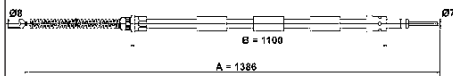
L= 1.335

L2= 1.335

OPEL, VAUXHALL

24.3727-0801.2

580801



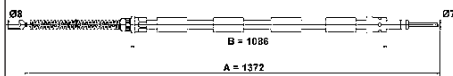
Seilzug, Feststellbremse

L= 1.386

PEUGEOT

24.3727-0802.2

580802



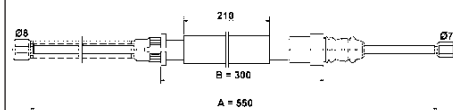
Seilzug, Feststellbremse

L= 1.372

PEUGEOT

24.3727-0803.2

580803



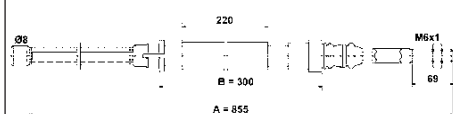
Seilzug, Feststellbremse

L= 550

PEUGEOT

24.3727-0804.2

580804



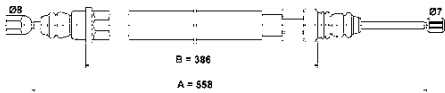
Seilzug, Feststellbremse

L= 855

PEUGEOT

24.3727-0808.2

580808



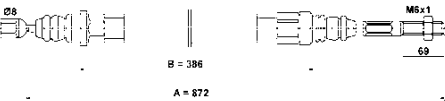
Seilzug, Feststellbremse

L= 558

PEUGEOT

24.3727-0809.2

580809



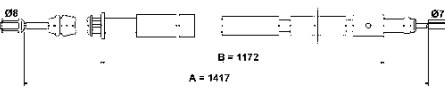
Seilzug, Feststellbremse

L= 872

PEUGEOT

24.3727-0810.2

580810



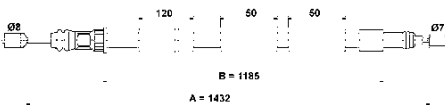
Seilzug, Feststellbremse

L= 1.417

PEUGEOT

24.3727-0811.2

580811



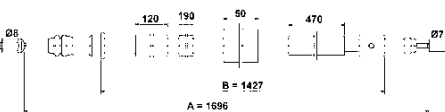
Seilzug, Feststellbremse

L= 1.432

PEUGEOT

24.3727-0812.2

580812

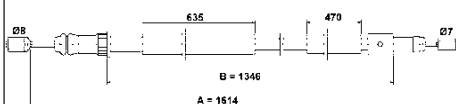



Seilzug, Feststellbremse

L= 1.696

PEUGEOT

24.3727-0813.2 580813

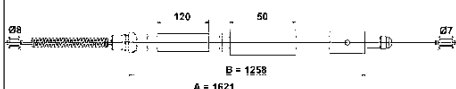



 **Seilzug, Feststellbremse**

L= 1.614

PEUGEOT

24.3727-0814.2 580814

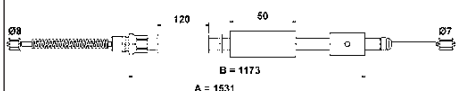



 **Seilzug, Feststellbremse**

L= 1.621

PEUGEOT

24.3727-0815.2 580815

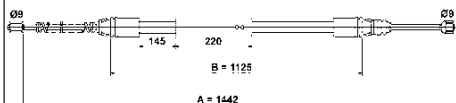



 **Seilzug, Feststellbremse**

L= 1.531

PEUGEOT

24.3727-0816.2 580816

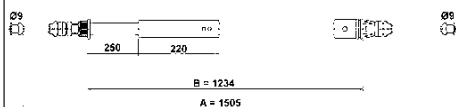



 **Seilzug, Feststellbremse**

L= 1.442

CITROËN, PEUGEOT

24.3727-0817.2 580817



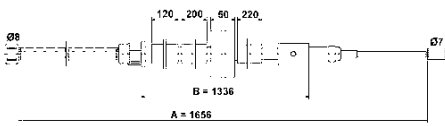
 **Seilzug, Feststellbremse**

L= 1.505

CITROËN, PEUGEOT

24.3727-0818.2

580818



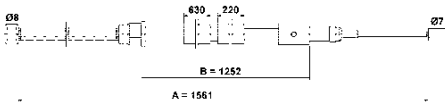
Seilzug, Feststellbremse

L= 1.656

PEUGEOT

24.3727-0819.2

580819



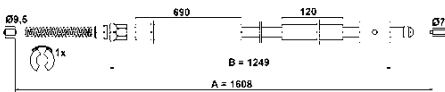
Seilzug, Feststellbremse

L= 1.561

PEUGEOT

24.3727-0822.2

580822



Seilzug, Feststellbremse

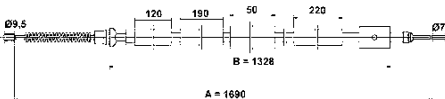
+ Zub

L= 1.608

PEUGEOT

24.3727-0823.2

580823



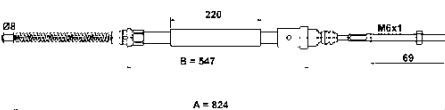
Seilzug, Feststellbremse

L= 1.690

PEUGEOT

24.3727-0824.2

580824



Seilzug, Feststellbremse

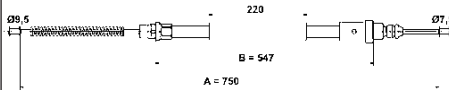
L= 824

PEUGEOT



24.3727-0825.2

580825



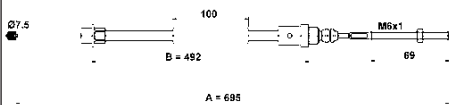
Seilzug, Feststellbremse

L= 750

PEUGEOT

24.3727-0826.2

580826



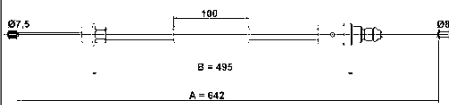
Seilzug, Feststellbremse

L= 695

PEUGEOT

24.3727-0827.2

580827



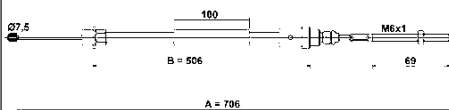
Seilzug, Feststellbremse

L= 642

PEUGEOT

24.3727-0828.2

580828



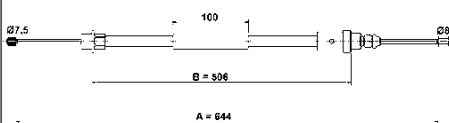
Seilzug, Feststellbremse

L= 706

PEUGEOT

24.3727-0829.2

580829



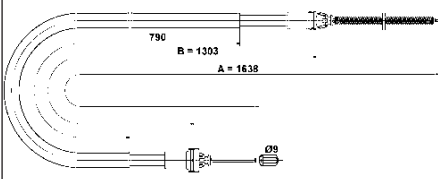
Seilzug, Feststellbremse

L= 644

PEUGEOT

24.3727-0830.2

580830



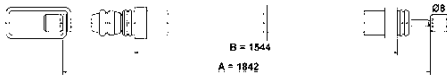
Seilzug, Feststellbremse

L= 1.638

PEUGEOT

24.3727-0831.2

580831



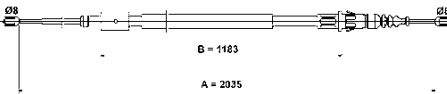
Seilzug, Feststellbremse

L= 1.842

PEUGEOT

24.3727-0832.2

580832



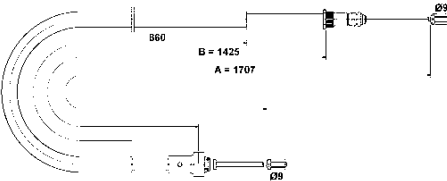
Seilzug, Feststellbremse

L= 2.035

CITROËN, PEUGEOT

24.3727-0833.2

580833



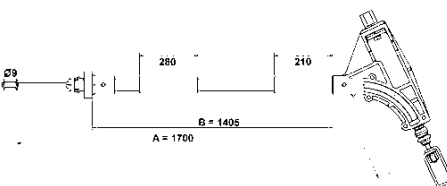
Seilzug, Feststellbremse

L= 1.707

PEUGEOT

24.3727-0834.2

580834



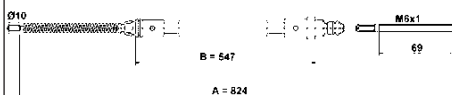
Seilzug, Feststellbremse

L= 1.700

PEUGEOT

24.3727-0835.2

580835




Seilzug, Feststellbremse

L= 824

PEUGEOT

24.3727-0836.2

580836



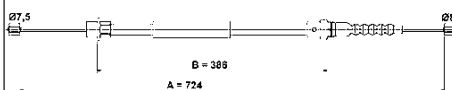
Seilzug, Feststellbremse

L= 751

PEUGEOT

24.3727-0837.2

580837



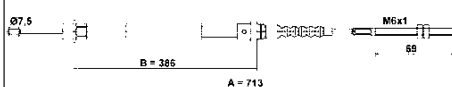
Seilzug, Feststellbremse

L= 724

PEUGEOT

24.3727-0838.2

580838



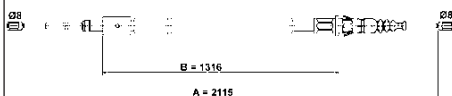
Seilzug, Feststellbremse

L= 713

PEUGEOT

24.3727-0839.2

580839



Seilzug, Feststellbremse

L= 2.115

CITROËN, PEUGEOT

24.3727-0840.2

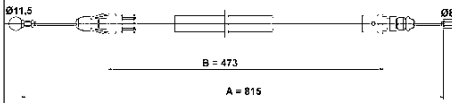
580840



Seilzug, Feststellbremse

L= 815

PEUGEOT



24.3727-0841.2

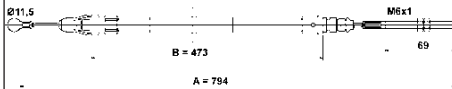
580841



Seilzug, Feststellbremse

L= 794

PEUGEOT



24.3727-0843.2

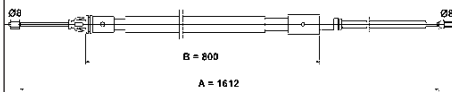
580843



Seilzug, Feststellbremse

L= 1.612

CITROËN, PEUGEOT



24.3727-0844.2

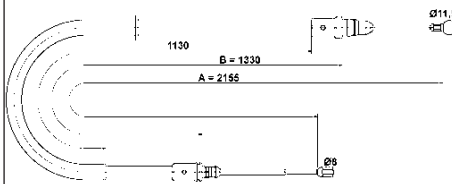
580844



Seilzug, Feststellbremse

L= 2.155

PEUGEOT



24.3727-0845.2

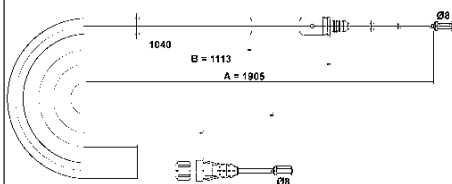
580845



Seilzug, Feststellbremse

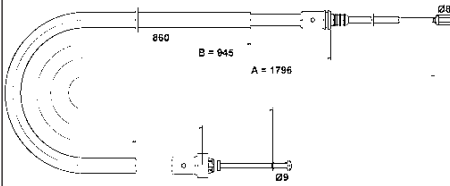
L= 1.905

PEUGEOT



24.3727-0846.2

580846



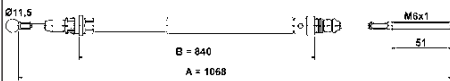
Seilzug, Feststellbremse

L= 1.796

PEUGEOT

24.3727-0847.2

580847



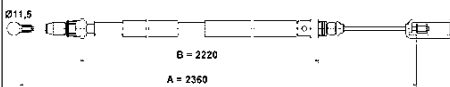
Seilzug, Feststellbremse

L= 1.068

CITROËN, FIAT, LANCIA, PEUGEOT

24.3727-0848.2

580848



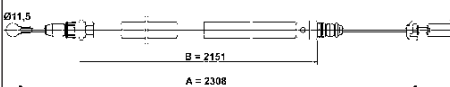
Seilzug, Feststellbremse

L= 2.360

CITROËN, FIAT, LANCIA, PEUGEOT

24.3727-0849.2

580849



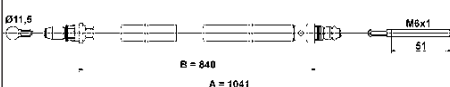
Seilzug, Feststellbremse

L= 2.308

CITROËN, PEUGEOT

24.3727-0850.2

580850



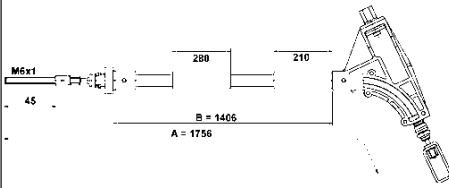
Seilzug, Feststellbremse

L= 1.041

CITROËN, PEUGEOT

24.3727-0851.2

580851



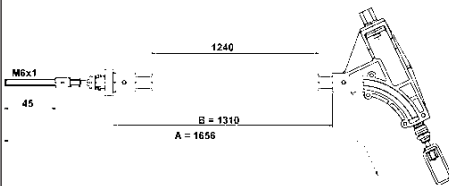
Seilzug, Feststellbremse

L= 1.756

PEUGEOT

24.3727-0852.2

580852



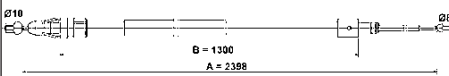
Seilzug, Feststellbremse

L= 1.656

PEUGEOT

24.3727-0853.2

580853



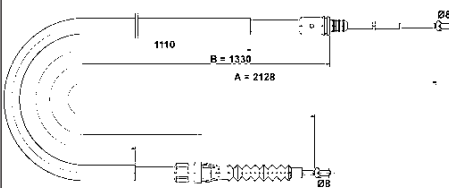
Seilzug, Feststellbremse

L= 2.398

CITROËN, PEUGEOT

24.3727-0854.2

580854



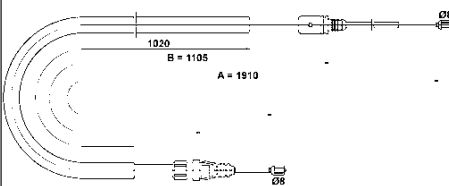
Seilzug, Feststellbremse

L= 2.128

PEUGEOT

24.3727-0855.2

580855



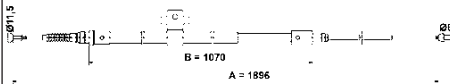
Seilzug, Feststellbremse

L= 1.910

PEUGEOT

24.3727-0856.2

580856



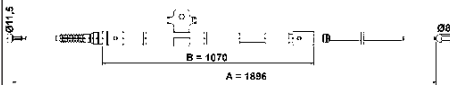
Seilzug, Feststellbremse

L= 1.896

PEUGEOT

24.3727-0857.2

580857



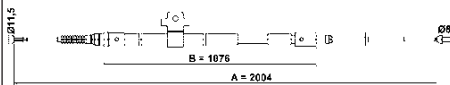
Seilzug, Feststellbremse

L= 1.896

PEUGEOT

24.3727-0858.2

580858



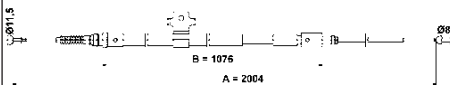
Seilzug, Feststellbremse

L= 2.004

PEUGEOT

24.3727-0859.2

580859



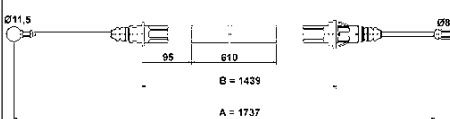
Seilzug, Feststellbremse

L= 2.004

PEUGEOT

24.3727-1000.2

581000



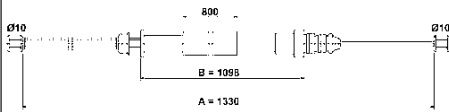
Seilzug, Feststellbremse

L= 1.737

OPEL, RENAULT, VAUXHALL

24.3727-1005.2

581005



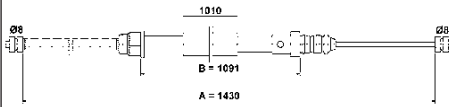
Seilzug, Feststellbremse

L= 1.330

RENAULT

24.3727-1008.2

581008




Seilzug, Feststellbremse

L= 1.430

RENAULT

24.3727-1009.2

581009



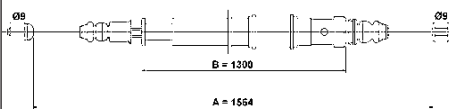
Seilzug, Feststellbremse

L= 1.480

RENAULT

24.3727-1011.2

581011



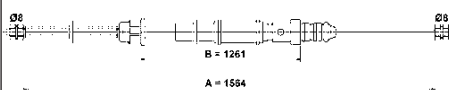
Seilzug, Feststellbremse

L= 1.564

RENAULT

24.3727-1012.2

581012




Seilzug, Feststellbremse

L= 1.564

RENAULT

24.3727-1028.2

581028



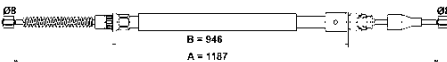
Seilzug, Feststellbremse

L= 850

RENAULT

24.3727-1032.2

581032



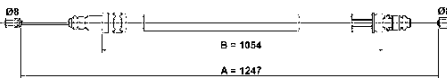
Seilzug, Feststellbremse

L= 1.187

RENAULT

24.3727-1033.2

581033



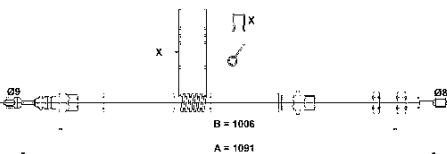
Seilzug, Feststellbremse

L= 1.247

RENAULT

24.3727-1034.2

581034



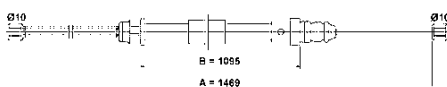
Seilzug, Feststellbremse

L= 1.091

RENAULT

24.3727-1035.2

581035



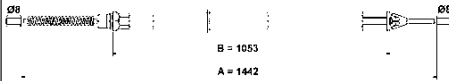
Seilzug, Feststellbremse

L= 1.469

RENAULT

24.3727-1038.2

581038



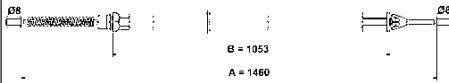
Seilzug, Feststellbremse

L= 1.442

RENAULT

24.3727-1039.2

581039



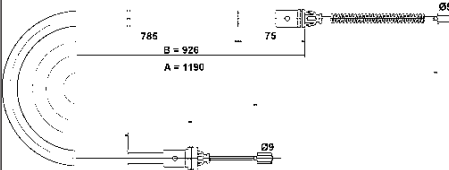
Seilzug, Feststellbremse

L= 1.460

RENAULT

24.3727-1040.2

581040



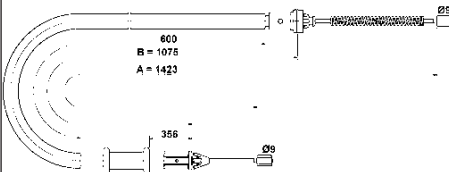
Seilzug, Feststellbremse

L= 1.190

RENAULT

24.3727-1041.2

581041



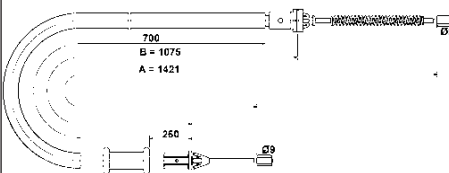
Seilzug, Feststellbremse

L= 1.423

NISSAN, RENAULT

24.3727-1042.2

581042



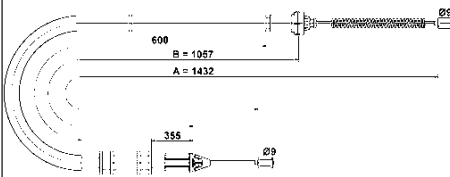
Seilzug, Feststellbremse

L= 1.421

NISSAN, RENAULT

24.3727-1043.2

581043



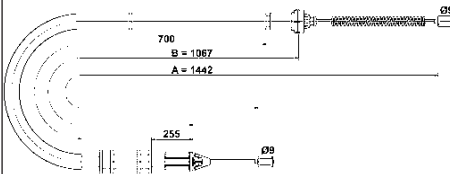
Seilzug, Feststellbremse

L= 1.432

RENAULT

24.3727-1044.2

581044



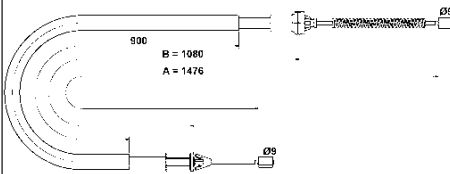
Seilzug, Feststellbremse

L= 1.442

RENAULT

24.3727-1045.2

581045



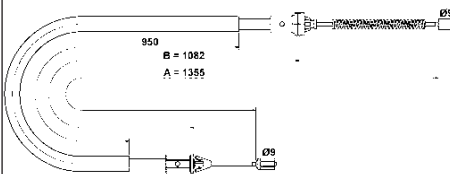
Seilzug, Feststellbremse

L= 1.476

RENAULT

24.3727-1046.2

581046



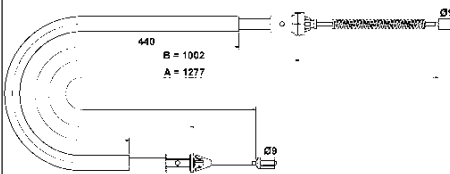
Seilzug, Feststellbremse

L= 1.355

RENAULT

24.3727-1047.2

581047



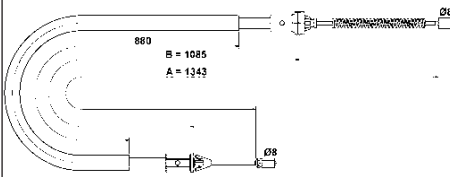
Seilzug, Feststellbremse

L= 1.277

RENAULT

24.3727-1048.2

581048



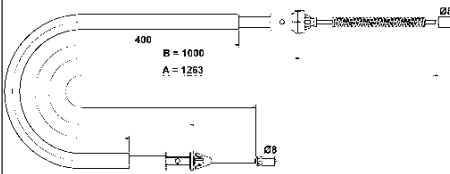
Seilzug, Feststellbremse

L= 1.343

RENAULT

24.3727-1049.2

581049



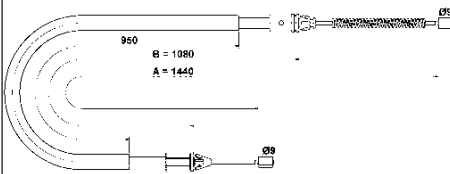
Seilzug, Feststellbremse

L= 1.263

RENAULT

24.3727-1050.2

581050



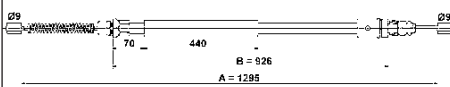
Seilzug, Feststellbremse

L= 1.440

RENAULT

24.3727-1051.2

581051



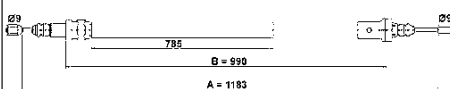
Seilzug, Feststellbremse

L= 1.295

RENAULT

24.3727-1053.2

581053



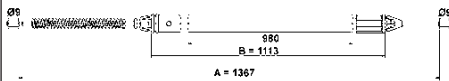
Seilzug, Feststellbremse

L= 1.183

RENAULT

24.3727-1054.2

581054



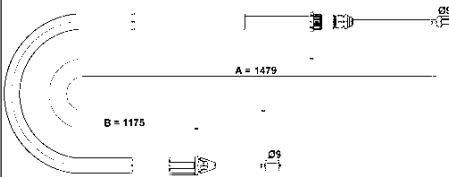
Seilzug, Feststellbremse

L= 1.367

RENAULT

24.3727-1055.2

581055



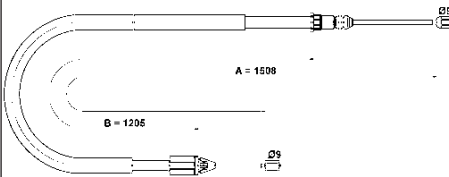
Seilzug, Feststellbremse

L= 1.479

RENAULT

24.3727-1056.2

581056



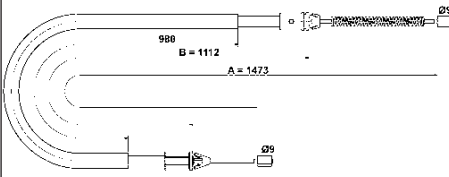
Seilzug, Feststellbremse

L= 1.508

RENAULT

24.3727-1057.2

581057



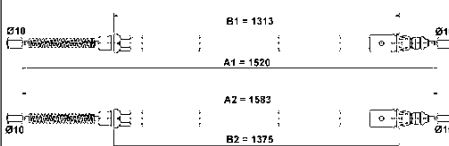
Seilzug, Feststellbremse

L= 1.473

RENAULT

24.3727-1058.2

581058



Seilzug, Feststellbremse

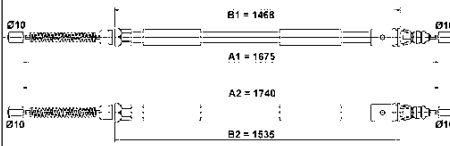
L= 1.520

L2= 1.583

RENAULT

24.3727-1059.2

581059



Seilzug, Feststellbremse


L= 1.675

L2= 1.740

RENAULT

24.3727-1060.2

581060




Seilzug, Feststellbremse

L= 1.415

RENAULT

24.3727-1061.2

581061



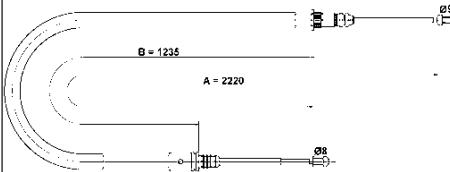
Seilzug, Feststellbremse

L= 1.335

RENAULT

24.3727-1062.2

581062




Seilzug, Feststellbremse

L= 2.220

RENAULT

24.3727-1063.2

581063



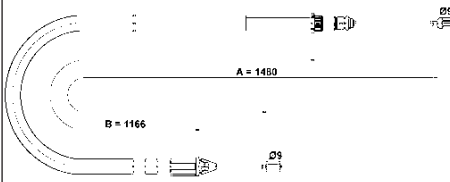
Seilzug, Feststellbremse

L= 1.456

RENAULT

24.3727-1064.2

581064



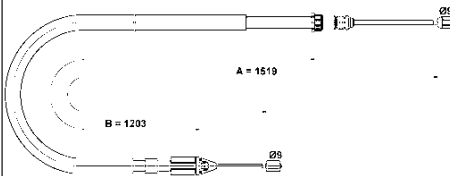
Seilzug, Feststellbremse

L= 1.480

RENAULT

24.3727-1065.2

581065



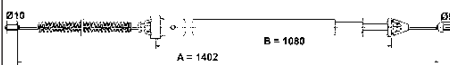
Seilzug, Feststellbremse

L= 1.519

RENAULT

24.3727-1066.2

581066




Seilzug, Feststellbremse

L= 1.402

RENAULT

24.3727-1067.2

581067



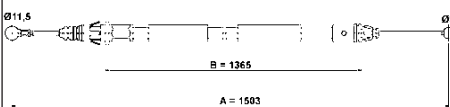
Seilzug, Feststellbremse

L= 1.321

RENAULT

24.3727-1068.2

581068



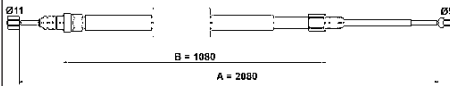
Seilzug, Feststellbremse

L= 1.503

NISSAN, OPEL, RENAULT, VAUXHALL

24.3727-1069.2

581069



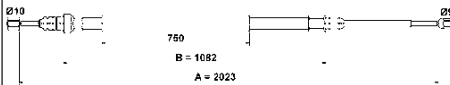
Seilzug, Feststellbremse

L= 2.080

RENAULT

24.3727-1070.2

581070



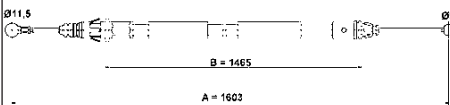
Seilzug, Feststellbremse

L= 2.023

RENAULT

24.3727-1071.2

581071



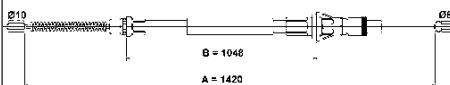
Seilzug, Feststellbremse

L= 1.603

NISSAN, OPEL, RENAULT, VAUXHALL

24.3727-1072.2

581072



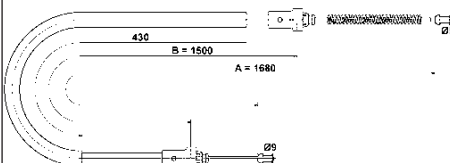
Seilzug, Feststellbremse

L= 1.420

NISSAN, OPEL, RENAULT, VAUXHALL

24.3727-1073.2

581073



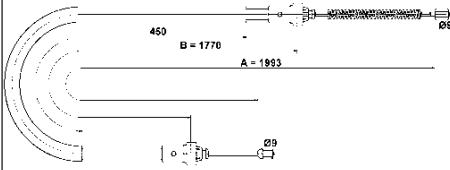
Seilzug, Feststellbremse

L= 1.680

DACIA, RENAULT

24.3727-1074.2

581074



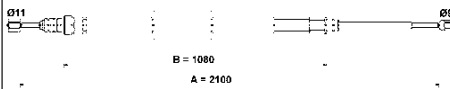
Seilzug, Feststellbremse

L= 1.993

DACIA, RENAULT

24.3727-1075.2

581075



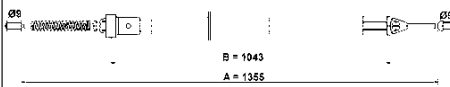
Seilzug, Feststellbremse

L= 2.100

RENAULT

24.3727-1076.2

581076



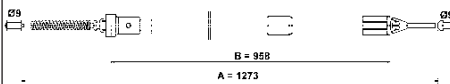
Seilzug, Feststellbremse

L= 1.322

RENAULT

24.3727-1077.2

581077



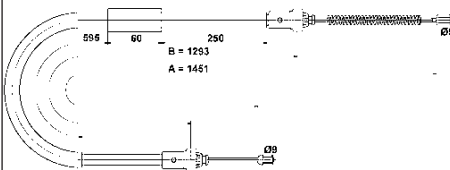
Seilzug, Feststellbremse

L= 1.273

RENAULT

24.3727-1078.2

581078



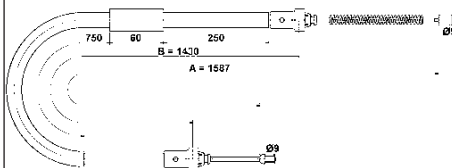
Seilzug, Feststellbremse

L= 1.451

RENAULT

24.3727-1079.2

581079



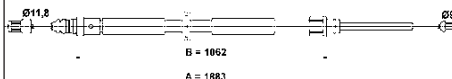
Seilzug, Feststellbremse

L= 1.587

RENAULT

24.3727-1080.2

581080



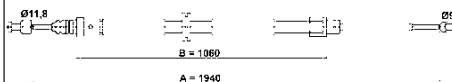
Seilzug, Feststellbremse

L= 1.883

RENAULT

24.3727-1081.2

581081



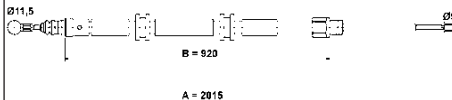
Seilzug, Feststellbremse

L= 1.940

RENAULT

24.3727-1082.2

581082



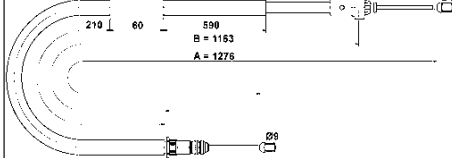
Seilzug, Feststellbremse

L= 2.015

RENAULT

24.3727-1083.2

581083



Seilzug, Feststellbremse

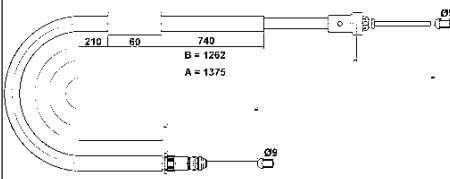
L= 1.276

RENAULT



24.3727-1084.2

581084



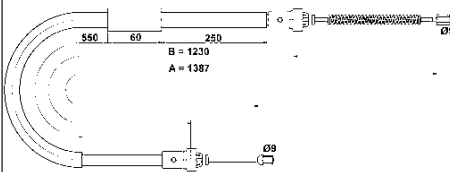
Seilzug, Feststellbremse

L= 1.375

RENAULT

24.3727-1085.2

581085



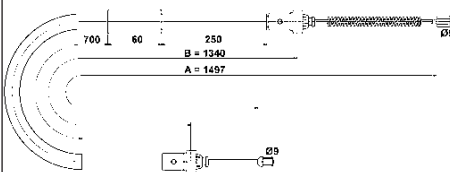
Seilzug, Feststellbremse

L= 1.387

RENAULT

24.3727-1086.2

581086



Seilzug, Feststellbremse

L= 1.497

RENAULT

24.3727-1087.2

581087



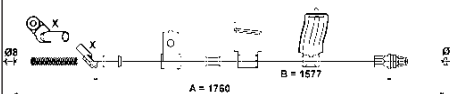
Seilzug, Feststellbremse

L= 1.760

RENAULT

24.3727-1088.2

581088



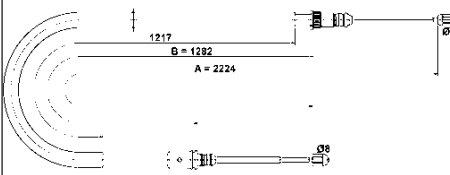
Seilzug, Feststellbremse

L= 1.760

RENAULT

24.3727-1089.2

581089



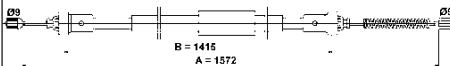
Seilzug, Feststellbremse

L= 2.224

RENAULT

24.3727-1090.2

581090



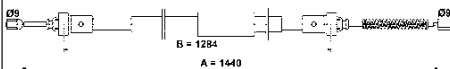
Seilzug, Feststellbremse

L= 1.572

RENAULT

24.3727-1091.2

581091



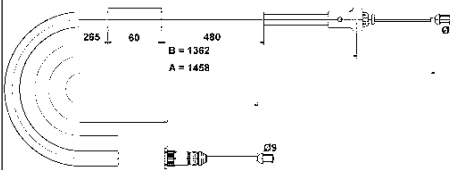
Seilzug, Feststellbremse

L= 1.440

RENAULT

24.3727-1092.2

581092



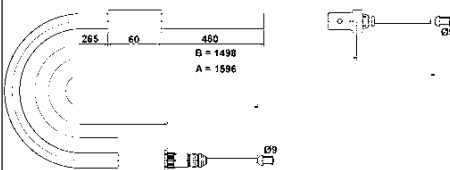
Seilzug, Feststellbremse

L= 1.458

RENAULT

24.3727-1093.2

581093



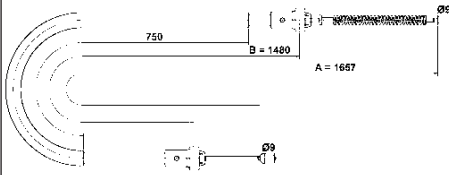
Seilzug, Feststellbremse

L= 1.596

RENAULT

24.3727-1094.2

581094



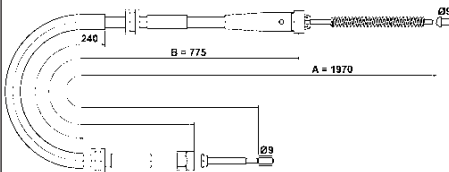
Seilzug, Feststellbremse

L= 1.657

DACIA, RENAULT

24.3727-1095.2

581095



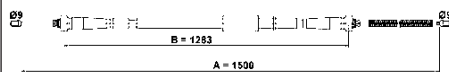
Seilzug, Feststellbremse

L= 1.970

RENAULT

24.3727-1096.2

581096



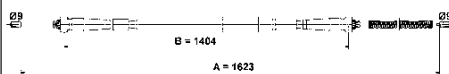
Seilzug, Feststellbremse

L= 1.500

RENAULT

24.3727-1097.2

581097



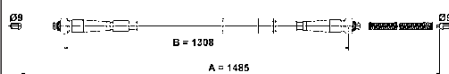
Seilzug, Feststellbremse

L= 1.623

RENAULT

24.3727-1098.2

581098



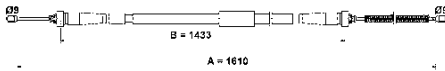
Seilzug, Feststellbremse

L= 1.485

RENAULT

24.3727-1099.2

581099



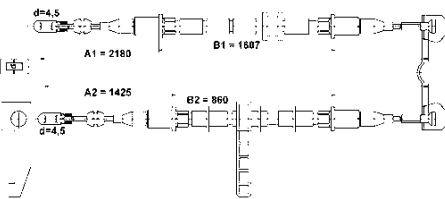
Seilzug, Feststellbremse

L= 1.610

RENAULT

24.3727-1106.2

581106



Seilzug, Feststellbremse

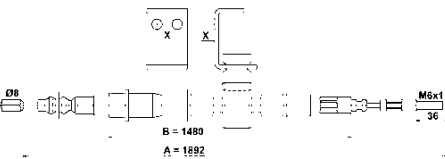
L= 2.180

L2= 1.425

SAAB

24.3727-1107.2

581107



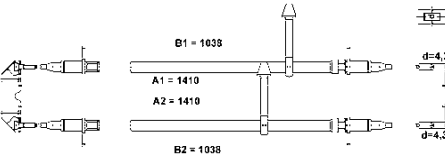
Seilzug, Feststellbremse

L= 1.892

SAAB

24.3727-1108.2

581108



Seilzug, Feststellbremse

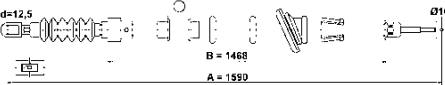
L= 1.410

L2= 1.410

SAAB

24.3727-1300.2

581300



Seilzug, Feststellbremse

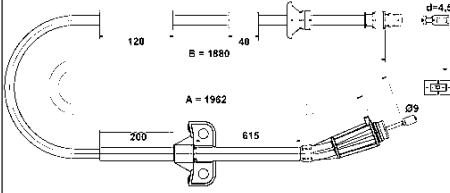
L= 1.590

VOLVO



24.3727-1303.2

581303



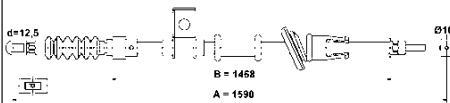
Seilzug, Feststellbremse

L= 1.962

VOLVO

24.3727-1304.2

581304



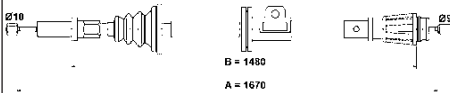
Seilzug, Feststellbremse

L= 1.590

VOLVO

24.3727-1308.2

581308



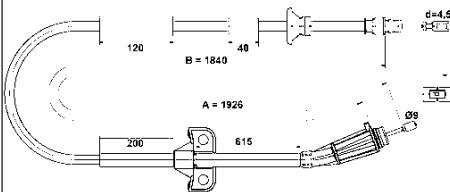
Seilzug, Feststellbremse

L= 1.670

VOLVO

24.3727-1311.2

581311



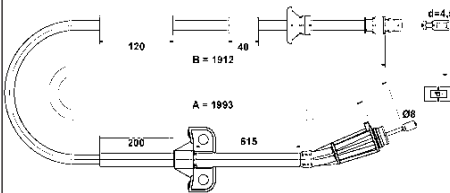
Seilzug, Feststellbremse

L= 1.926

VOLVO

24.3727-1312.2

581312



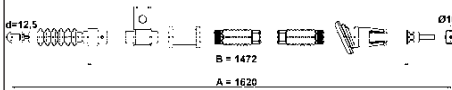
Seilzug, Feststellbremse

L= 1.993

VOLVO

24.3727-1314.2

581314



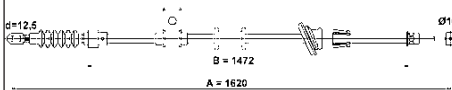
Seilzug, Feststellbremse

L= 1.620

VOLVO

24.3727-1315.2

581315



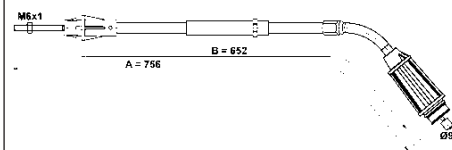
Seilzug, Feststellbremse

L= 1.620

VOLVO

24.3727-1316.2

581316



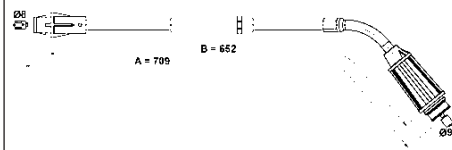
Seilzug, Feststellbremse

L= 756

VOLVO

24.3727-1317.2

581317



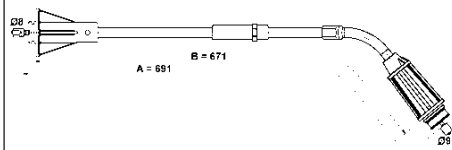
Seilzug, Feststellbremse

L= 709

VOLVO

24.3727-1318.2

581318



Seilzug, Feststellbremse

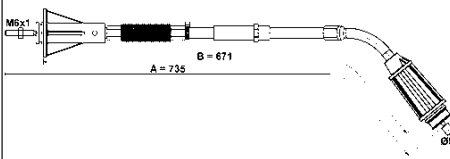
L= 691

VOLVO



24.3727-1319.2

581319



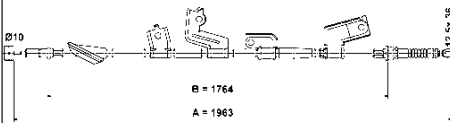
Seilzug, Feststellbremse

L= 735

VOLVO

24.3727-1605.2

581605



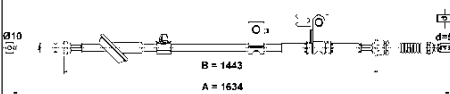
Seilzug, Feststellbremse

L= 1.963

HONDA

24.3727-1608.2

581608



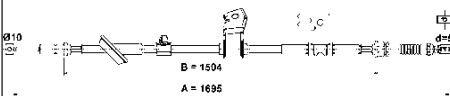
Seilzug, Feststellbremse

L= 1.634

HONDA

24.3727-1609.2

581609



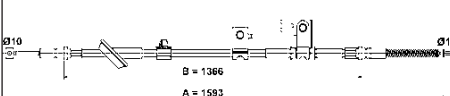
Seilzug, Feststellbremse

L= 1.695

HONDA

24.3727-1610.2

581610



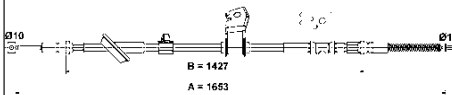
Seilzug, Feststellbremse

L= 1.593

HONDA

24.3727-1611.2

581611



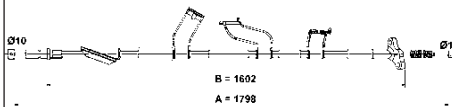
Seilzug, Feststellbremse

L= 1.653

HONDA

24.3727-1612.2

581612



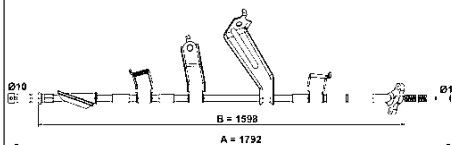
Seilzug, Feststellbremse

L= 1.798

HONDA

24.3727-1613.2

581613



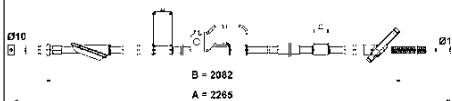
Seilzug, Feststellbremse

L= 1.792

HONDA

24.3727-1614.2

581614



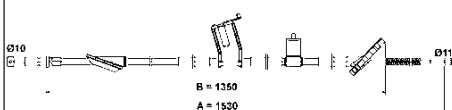
Seilzug, Feststellbremse

L= 2.265

HONDA

24.3727-1615.2

581615



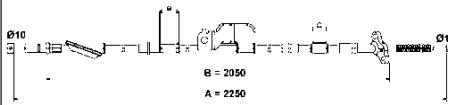
Seilzug, Feststellbremse

L= 1.530

HONDA

24.3727-1616.2

581616



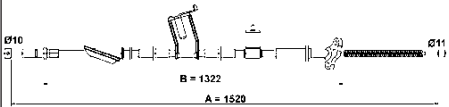
Seilzug, Feststellbremse

L= 2.250

HONDA

24.3727-1617.2

581617



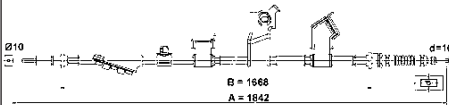
Seilzug, Feststellbremse

L= 1.520

HONDA

24.3727-1618.2

581618



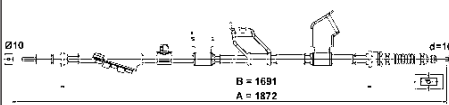
Seilzug, Feststellbremse

L= 1.842

HONDA

24.3727-1619.2

581619



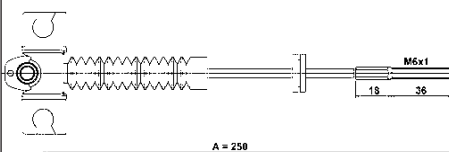
Seilzug, Feststellbremse

L= 1.872

HONDA

24.3727-1701.2

581701



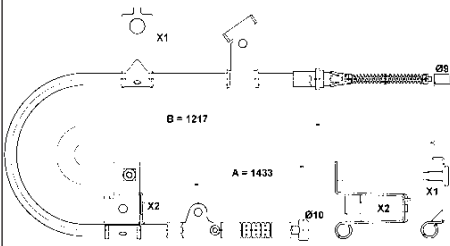
Seilzug, Feststellbremse

L= 250

NISSAN

24.3727-1704.2

581704



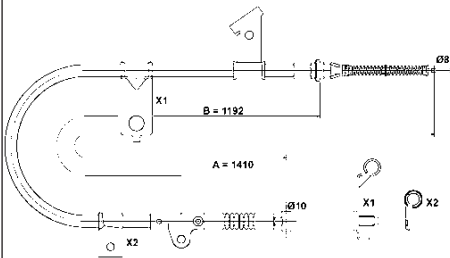
Seilzug, Feststellbremse

L= 1.433

NISSAN

24.3727-1705.2

581705



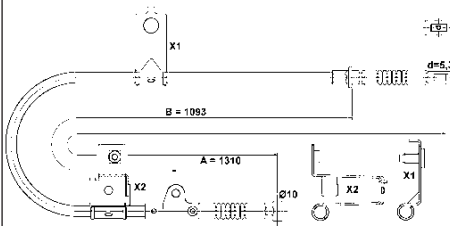
Seilzug, Feststellbremse

L= 1.410

NISSAN

24.3727-1714.2

581714



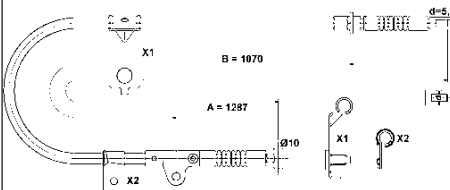
Seilzug, Feststellbremse

L= 1.310

NISSAN

24.3727-1715.2

581715



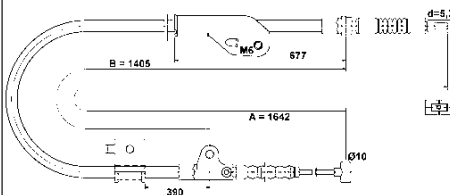
Seilzug, Feststellbremse

L= 1.287

NISSAN

24.3727-1716.2

581716



Seilzug, Feststellbremse

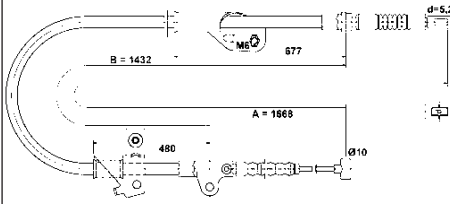
L= 1.642

NISSAN



24.3727-1717.2

581717



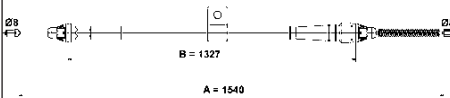
Seilzug, Feststellbremse

L= 1.668

NISSAN

24.3727-1718.2

581718



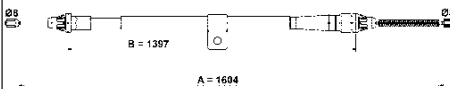
Seilzug, Feststellbremse

L= 1.540

NISSAN

24.3727-1719.2

581719



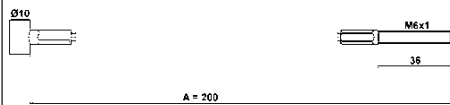
Seilzug, Feststellbremse

L= 1.604

NISSAN

24.3727-1722.2

581722



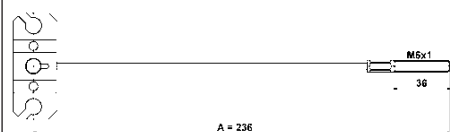
Seilzug, Feststellbremse

L= 200

NISSAN

24.3727-1723.2

581723



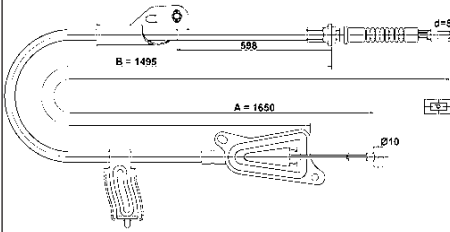
Seilzug, Feststellbremse

L= 236

NISSAN

24.3727-1724.2

581724



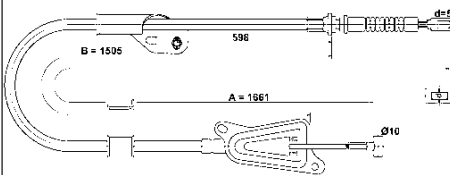
Seilzug, Feststellbremse

L = 1.650

NISSAN

24.3727-1725.2

581725



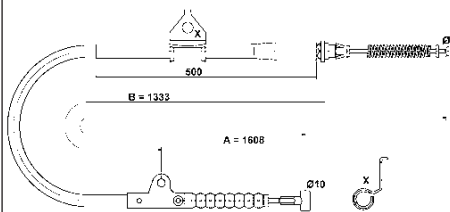
Seilzug, Feststellbremse

L = 1.661

NISSAN

24.3727-1726.2

581726



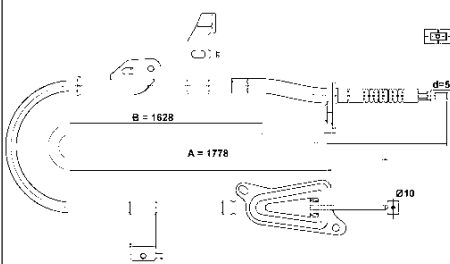
Seilzug, Feststellbremse

L = 1.608

NISSAN

24.3727-1728.2

581728



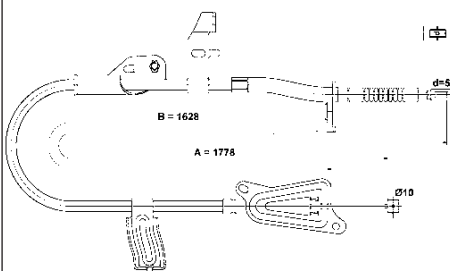
Seilzug, Feststellbremse

L = 1.778

NISSAN

24.3727-1729.2

581729



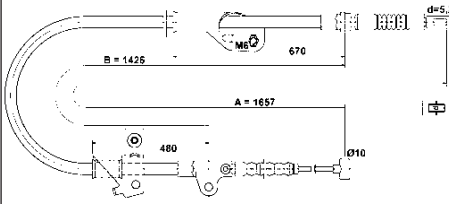
Seilzug, Feststellbremse

L = 1.778

NISSAN

24.3727-1730.2

581730



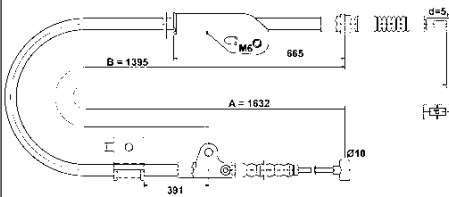
Seilzug, Feststellbremse

L= 1.657

NISSAN

24.3727-1731.2

581731



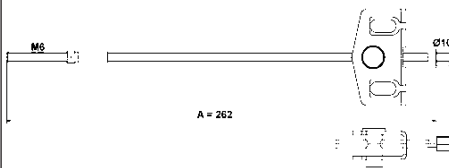
Seilzug, Feststellbremse

L= 1.632

NISSAN

24.3727-1732.2

581732



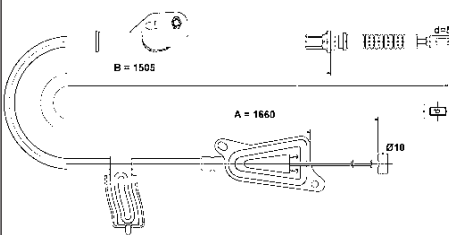
Seilzug, Feststellbremse

L= 262

NISSAN, RENAULT

24.3727-1734.2

581734



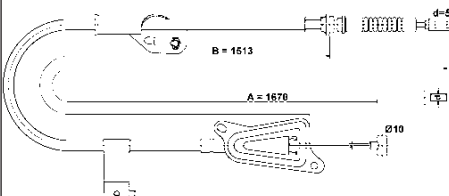
Seilzug, Feststellbremse

L= 1.660

NISSAN

24.3727-1735.2

581735



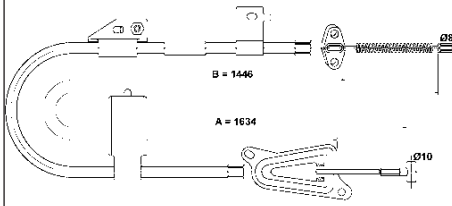
Seilzug, Feststellbremse

L= 1.670

NISSAN

24.3727-1736.2

581736



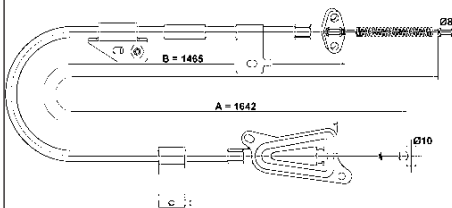
Seilzug, Feststellbremse

L= 1.634

NISSAN

24.3727-1737.2

581737



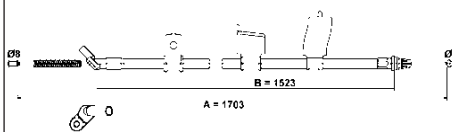
Seilzug, Feststellbremse

L= 1.642

NISSAN

24.3727-1738.2

581738



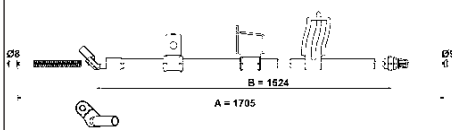
Seilzug, Feststellbremse

L= 1.703

NISSAN

24.3727-1739.2

581739



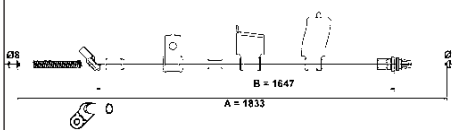
Seilzug, Feststellbremse

L= 1.705

NISSAN

24.3727-1740.2

581740



Seilzug, Feststellbremse

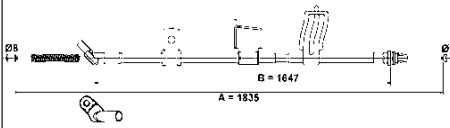
L= 1.833

NISSAN



24.3727-1741.2

581741



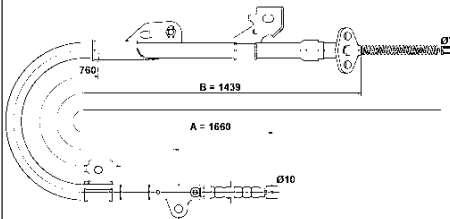
Seilzug, Feststellbremse

L= 1.835

NISSAN

24.3727-1742.2

581742



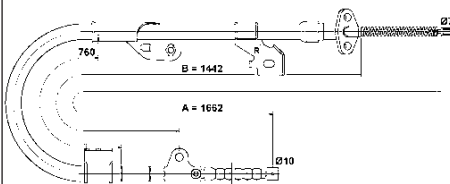
Seilzug, Feststellbremse

L= 1.660

NISSAN

24.3727-1743.2

581743



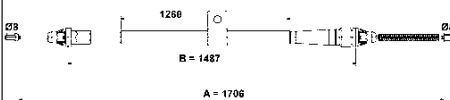
Seilzug, Feststellbremse

L= 1.662

NISSAN

24.3727-1744.2

581744



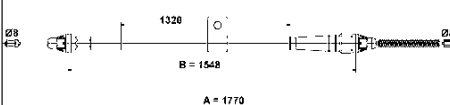
Seilzug, Feststellbremse

L= 1.706

NISSAN

24.3727-1745.2

581745



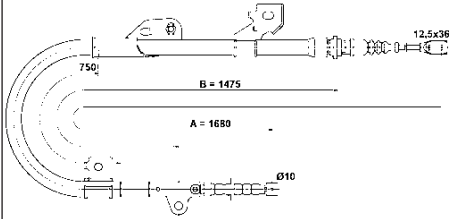
Seilzug, Feststellbremse

L= 1.770

NISSAN

24.3727-1746.2

581746



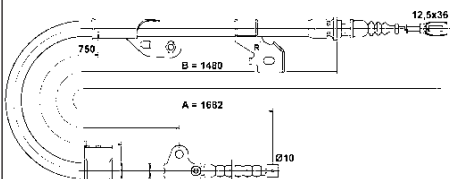
Seilzug, Feststellbremse

L= 1.680

NISSAN

24.3727-1747.2

581747



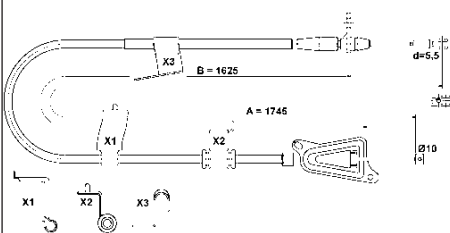
Seilzug, Feststellbremse

L= 1.682

NISSAN

24.3727-1748.2

581748



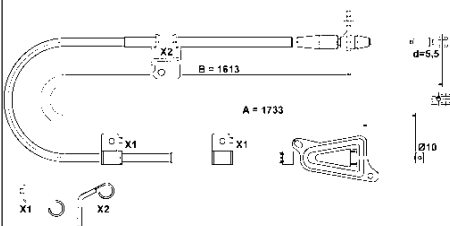
Seilzug, Feststellbremse

L= 1.745

NISSAN

24.3727-1749.2

581749



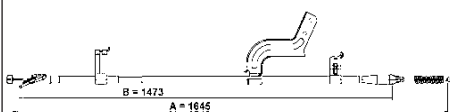
Seilzug, Feststellbremse

L= 1.733

NISSAN

24.3727-1750.2

581750



Seilzug, Feststellbremse

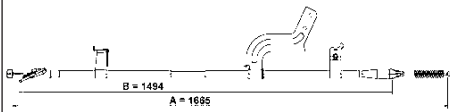
L= 1.645

NISSAN



24.3727-1751.2

581751



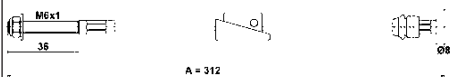
Seilzug, Feststellbremse

L= 1.665

NISSAN

24.3727-1800.2

581800



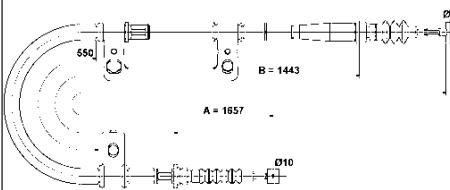
Seilzug, Feststellbremse

L= 312

FORD, MAZDA

24.3727-1808.2

581808



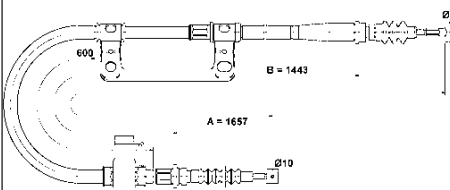
Seilzug, Feststellbremse

L= 1.657

MAZDA

24.3727-1809.2

581809



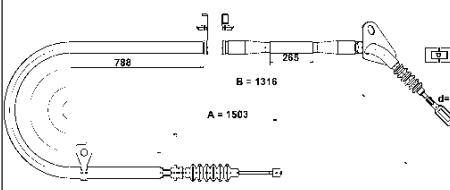
Seilzug, Feststellbremse

L= 1.657

MAZDA

24.3727-1811.2

581811



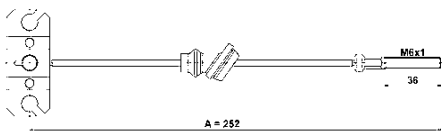
Seilzug, Feststellbremse

L= 1.503

MAZDA

24.3727-1812.2

581812



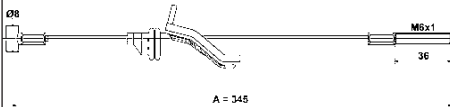
Seilzug, Feststellbremse

L= 252

MAZDA

24.3727-1813.2

581813



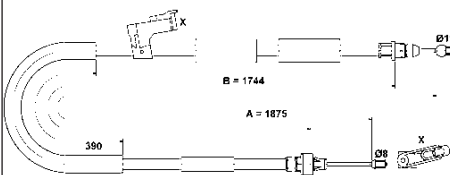
Seilzug, Feststellbremse

L= 345

MAZDA

24.3727-1814.2

581814



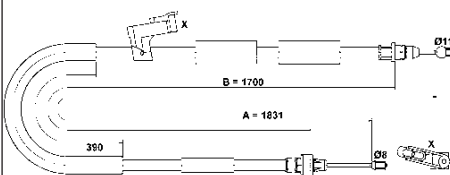
Seilzug, Feststellbremse

L= 1.875

MAZDA

24.3727-1815.2

581815



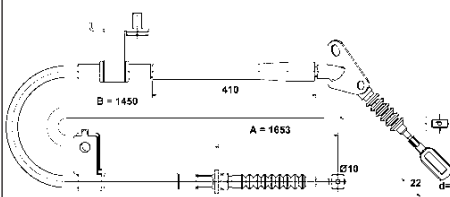
Seilzug, Feststellbremse

L= 1.831

MAZDA

24.3727-1816.2

581816



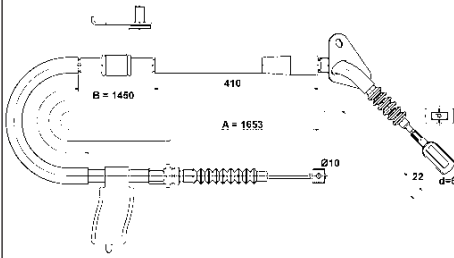
Seilzug, Feststellbremse

L= 1.653

MAZDA

24.3727-1817.2

581817



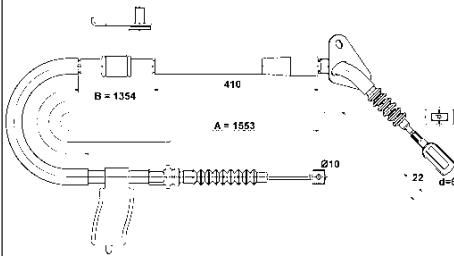
Seilzug, Feststellbremse

L= 1.653

MAZDA

24.3727-1819.2

581819



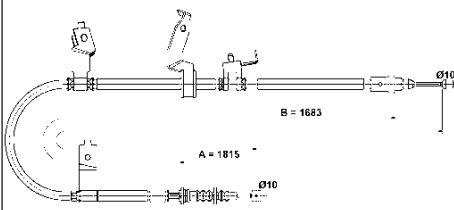
Seilzug, Feststellbremse

L= 1.553

MAZDA

24.3727-1820.2

581820



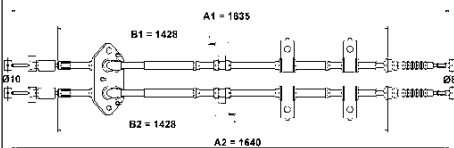
Seilzug, Feststellbremse

L= 1.815

MAZDA

24.3727-1821.2

581821



Seilzug, Feststellbremse

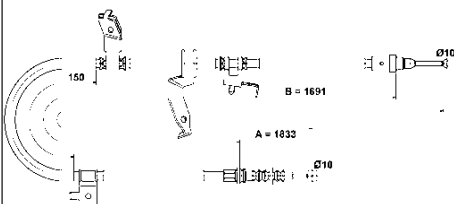
L= 1.635

L2= 1.640

MAZDA

24.3727-1822.2

581822



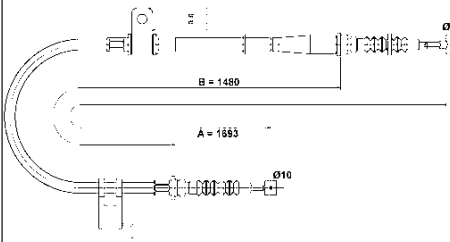
Seilzug, Feststellbremse

L= 1.833

MAZDA

24.3727-1823.2

581823



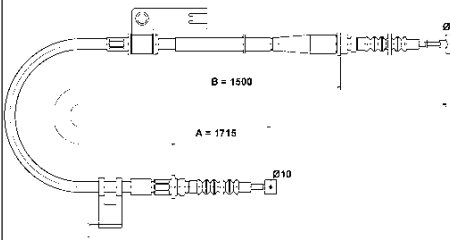
Seilzug, Feststellbremse

L= 1.693

MAZDA

24.3727-1824.2

581824



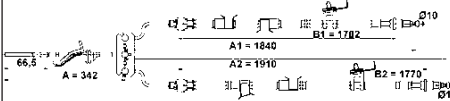
Seilzug, Feststellbremse

L= 1.715

MAZDA

24.3727-1825.2

581825



Seilzug, Feststellbremse

342

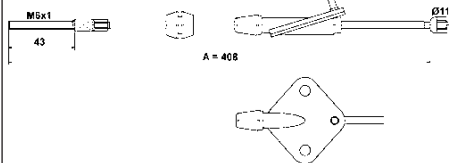
L= 1.840

L2= 1.910

MAZDA

24.3727-1826.2

581826



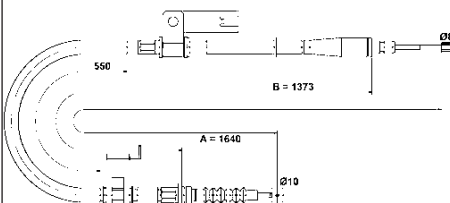
Seilzug, Feststellbremse

L= 408

MAZDA

24.3727-1827.2

581827



Seilzug, Feststellbremse

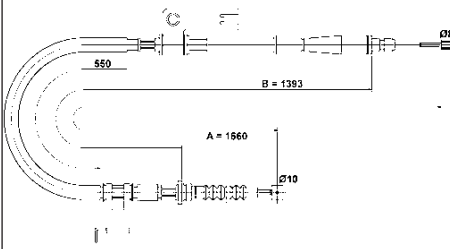
L= 1.640

MAZDA



24.3727-1828.2

581828



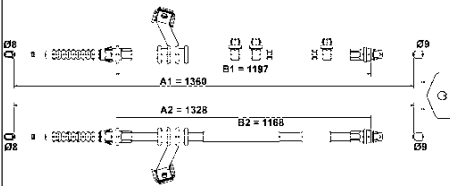
Seilzug, Feststellbremse

L= 1.660

MAZDA

24.3727-1829.2

581829



Seilzug, Feststellbremse

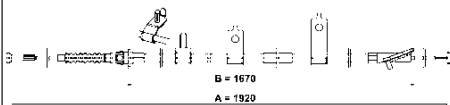
L= 1.328

L2= 1.360

MAZDA

24.3727-1830.2

581830



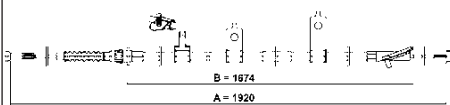
Seilzug, Feststellbremse

L= 1.920

MAZDA

24.3727-1831.2

581831



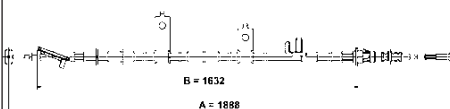
Seilzug, Feststellbremse

L= 1.920

MAZDA

24.3727-1832.2

581832



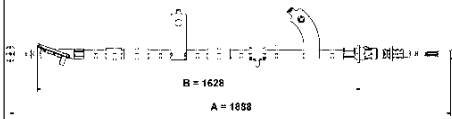
Seilzug, Feststellbremse

L= 1.888

MAZDA

24.3727-1833.2

581833



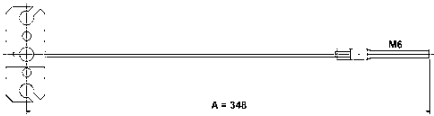
Seilzug, Feststellbremse

L= 1.888

MAZDA

24.3727-1834.2

581834



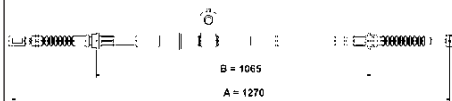
Seilzug, Feststellbremse

L= 348

MAZDA

24.3727-1835.2

581835



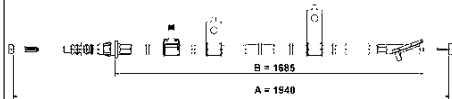
Seilzug, Feststellbremse

L= 1.270

MAZDA

24.3727-1836.2

581836



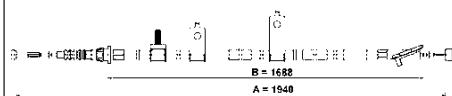
Seilzug, Feststellbremse

L= 1.940

MAZDA

24.3727-1837.2

581837



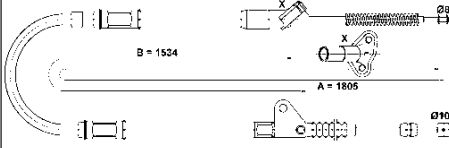
Seilzug, Feststellbremse

L= 1.940

MAZDA

24.3727-1900.2

581900



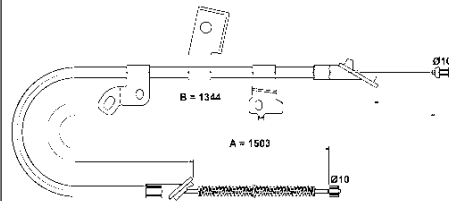
Seilzug, Feststellbremse

L= 1.805

TOYOTA

24.3727-1903.2

581903



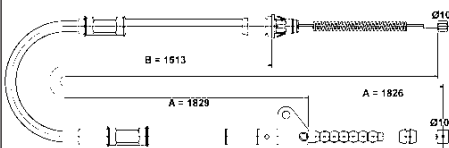
Seilzug, Feststellbremse

L= 1.503

TOYOTA

24.3727-1904.2

581904



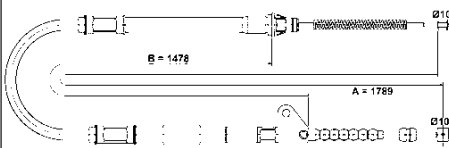
Seilzug, Feststellbremse

L= 1.826

TOYOTA

24.3727-1905.2

581905



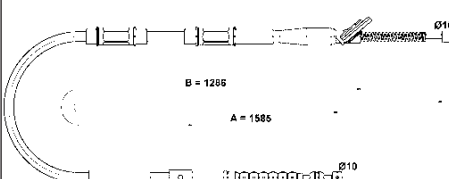
Seilzug, Feststellbremse

L= 1.789

TOYOTA

24.3727-1907.2

581907



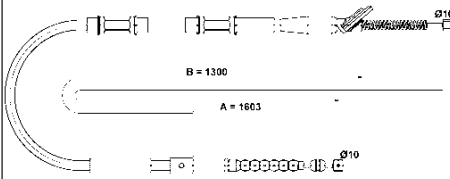
Seilzug, Feststellbremse

L= 1.585

TOYOTA

24.3727-1908.2

581908



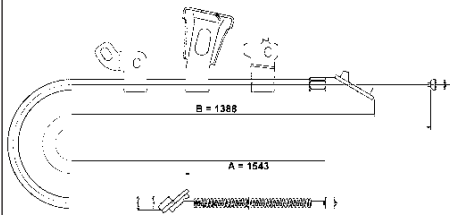
Seilzug, Feststellbremse

L= 1.603

TOYOTA

24.3727-1909.2

581909



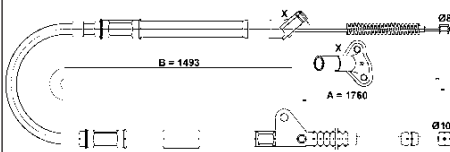
Seilzug, Feststellbremse

L= 1.543

TOYOTA

24.3727-1910.2

581910



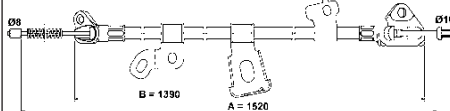
Seilzug, Feststellbremse

L= 1.760

TOYOTA

24.3727-1911.2

581911



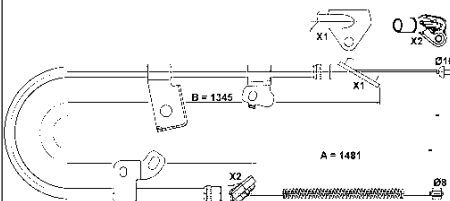
Seilzug, Feststellbremse

L= 1.520

TOYOTA

24.3727-1912.2

581912



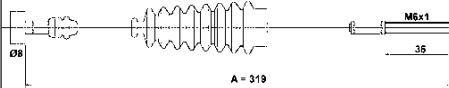
Seilzug, Feststellbremse

L= 1.481

TOYOTA

24.3727-1914.2

581914



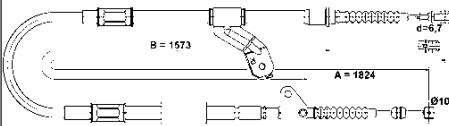
Seilzug, Feststellbremse

L= 319

TOYOTA

24.3727-1915.2

581915



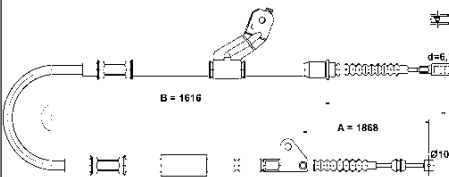
Seilzug, Feststellbremse

L= 1.824

TOYOTA

24.3727-1916.2

581916



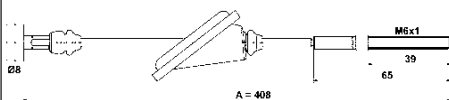
Seilzug, Feststellbremse

L= 1.868

TOYOTA

24.3727-1917.2

581917



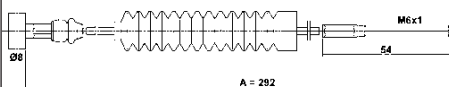
Seilzug, Feststellbremse

L= 408

TOYOTA

24.3727-1918.2

581918



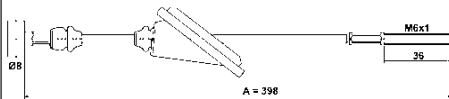
Seilzug, Feststellbremse

L= 292

TOYOTA

24.3727-1919.2

581919



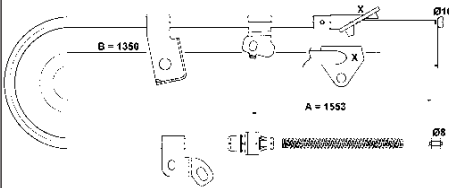
Seilzug, Feststellbremse

L= 398

TOYOTA

24.3727-1920.2

581920



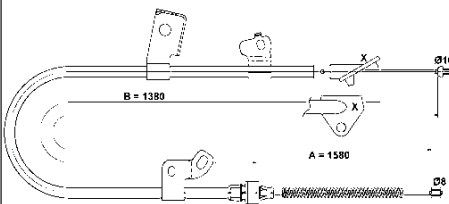
Seilzug, Feststellbremse

L= 1.553

TOYOTA

24.3727-1921.2

581921



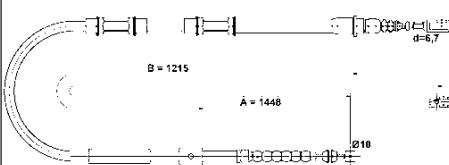
Seilzug, Feststellbremse

L= 1.580

TOYOTA

24.3727-1922.2

581922



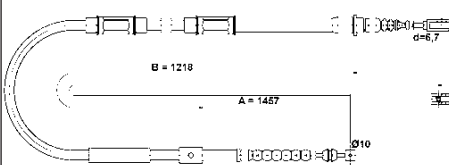
Seilzug, Feststellbremse

L= 1.448

TOYOTA

24.3727-1923.2

581923



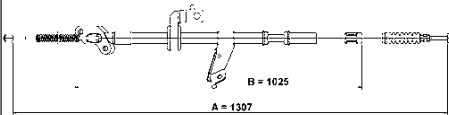
Seilzug, Feststellbremse

L= 1.457

TOYOTA

24.3727-1924.2

581924



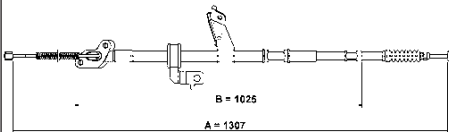
Seilzug, Feststellbremse

L= 1.307

TOYOTA

24.3727-1925.2

581925



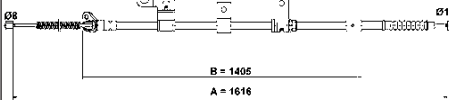
Seilzug, Feststellbremse

L= 1.307

TOYOTA

24.3727-1926.2

581926



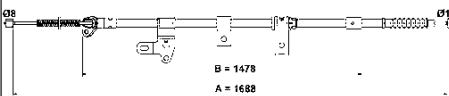
Seilzug, Feststellbremse

L= 1.616

TOYOTA

24.3727-1927.2

581927



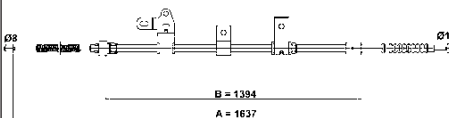
Seilzug, Feststellbremse

L= 1.688

TOYOTA

24.3727-1928.2

581928



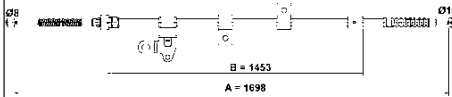
Seilzug, Feststellbremse

L= 1.637

TOYOTA

24.3727-1929.2

581929



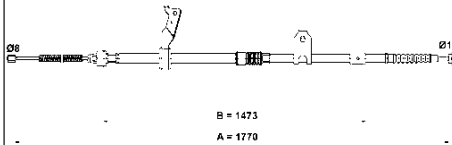
Seilzug, Feststellbremse

L= 1.698

TOYOTA

24.3727-1930.2

581930



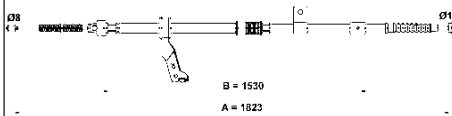
Seilzug, Feststellbremse

L= 1.770

TOYOTA

24.3727-1931.2

581931



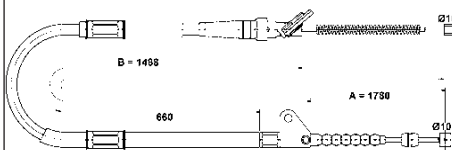
Seilzug, Feststellbremse

L= 1.823

TOYOTA

24.3727-1932.2

581932



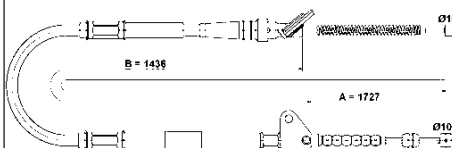
Seilzug, Feststellbremse

L= 1.780

TOYOTA

24.3727-1933.2

581933



Seilzug, Feststellbremse

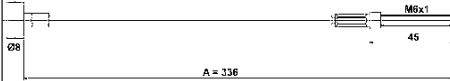
L= 1.727

TOYOTA



24.3727-1934.2

581934



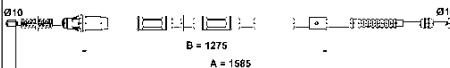
Seilzug, Feststellbremse

L= 336

TOYOTA

24.3727-1935.2

581935



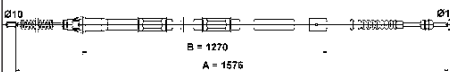
Seilzug, Feststellbremse

L= 1.585

TOYOTA

24.3727-1936.2

581936



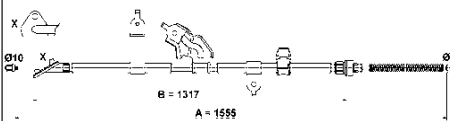
Seilzug, Feststellbremse

L= 1.576

TOYOTA

24.3727-1937.2

581937



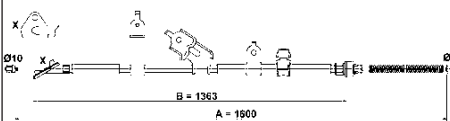
Seilzug, Feststellbremse

L= 1.555

DAIHATSU, TOYOTA

24.3727-1938.2

581938



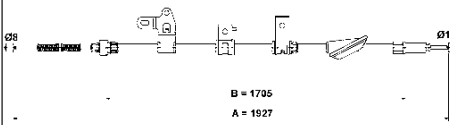
Seilzug, Feststellbremse

L= 1.600

DAIHATSU, TOYOTA

24.3727-1939.2

581939



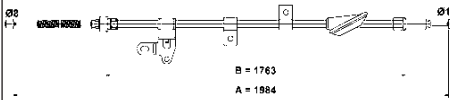
Seilzug, Feststellbremse

L= 1.927

TOYOTA

24.3727-1940.2

581940



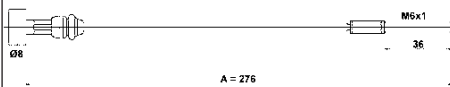
Seilzug, Feststellbremse

L= 1.984

TOYOTA

24.3727-1941.2

581941



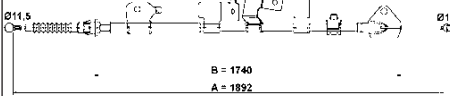
Seilzug, Feststellbremse

L= 276

TOYOTA

24.3727-1942.2

581942



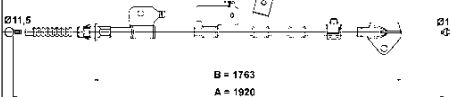
Seilzug, Feststellbremse

L= 1.892

TOYOTA

24.3727-1943.2

581943



Seilzug, Feststellbremse

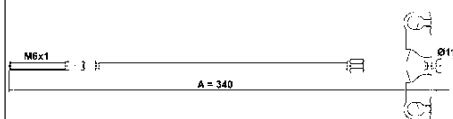
L= 1.920

TOYOTA



24.3727-1944.2

581944



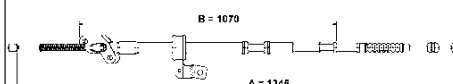
Seilzug, Feststellbremse

L= 340

TOYOTA

24.3727-1945.2

581945



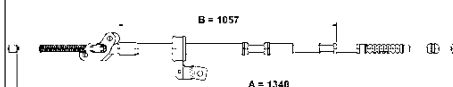
Seilzug, Feststellbremse

L= 1.345

TOYOTA

24.3727-1946.2

581946



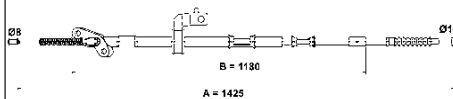
Seilzug, Feststellbremse

L= 1.340

TOYOTA

24.3727-1947.2

581947



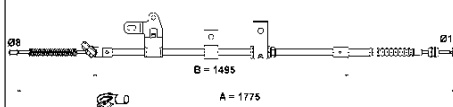
Seilzug, Feststellbremse

L= 1.425

TOYOTA

24.3727-1948.2

581948



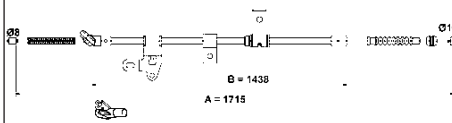
Seilzug, Feststellbremse

L= 1.775

TOYOTA

24.3727-1949.2

581949



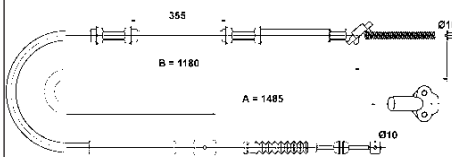
Seilzug, Feststellbremse

L= 1.715

TOYOTA

24.3727-1950.2

581950



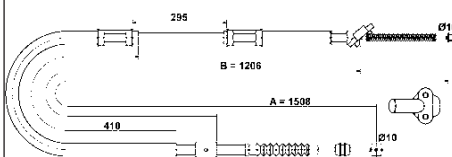
Seilzug, Feststellbremse

L= 1.485

TOYOTA

24.3727-1951.2

581951



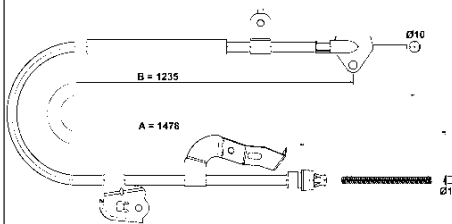
Seilzug, Feststellbremse

L= 1.508

TOYOTA

24.3727-1952.2

581952



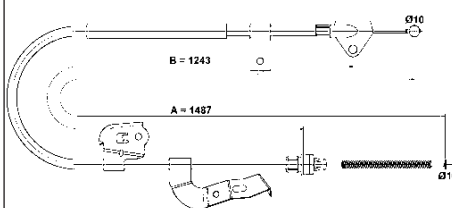
Seilzug, Feststellbremse

L= 1.478

TOYOTA

24.3727-1953.2

581953



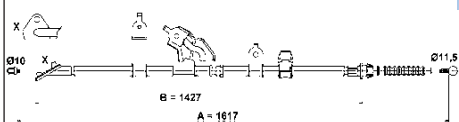
Seilzug, Feststellbremse

L= 1.487

TOYOTA

24.3727-1954.2

581954



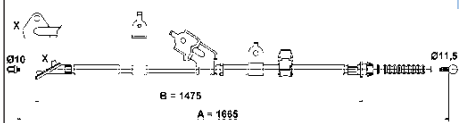
Seilzug, Feststellbremse

L= 1.617

TOYOTA

24.3727-1955.2

581955



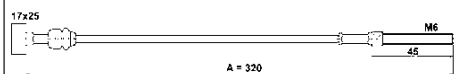
Seilzug, Feststellbremse

L= 1.665

TOYOTA

24.3727-1956.2

581956



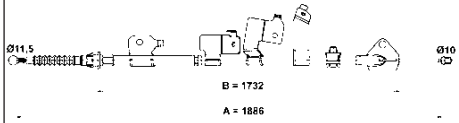
Seilzug, Feststellbremse

L= 320

TOYOTA

24.3727-1957.2

581957



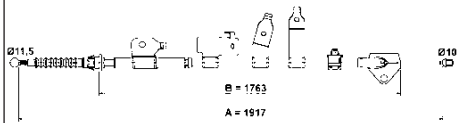
Seilzug, Feststellbremse

L= 1.886

TOYOTA

24.3727-1958.2

581958



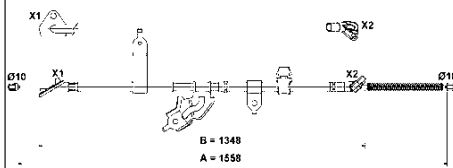
Seilzug, Feststellbremse

L= 1.917

TOYOTA

24.3727-1959.2

581959



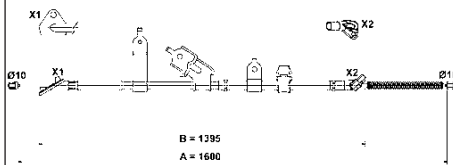
Seilzug, Feststellbremse

L= 1.558

TOYOTA

24.3727-1960.2

581960



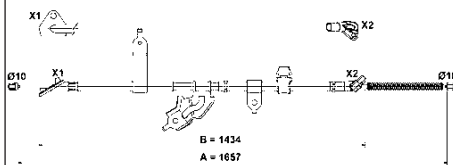
Seilzug, Feststellbremse

L= 1.600

TOYOTA

24.3727-1961.2

581961



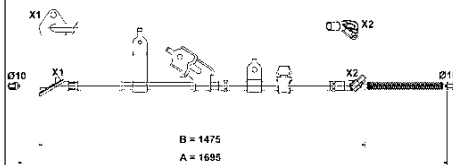
Seilzug, Feststellbremse

L= 1.657

TOYOTA

24.3727-1962.2

581962



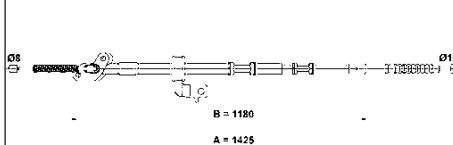
Seilzug, Feststellbremse

L= 1.695

TOYOTA

24.3727-1963.2

581963



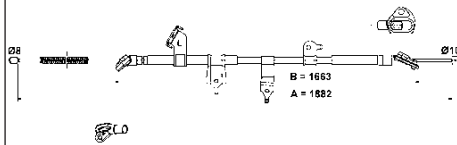
Seilzug, Feststellbremse

L= 1.425

TOYOTA

24.3727-1964.2

581964



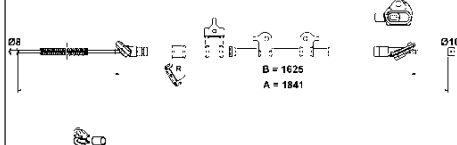
Seilzug, Feststellbremse

L= 1.882

TOYOTA

24.3727-1965.2

581965



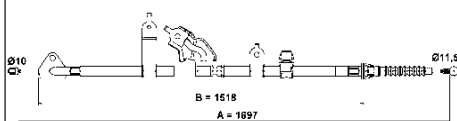
Seilzug, Feststellbremse

L= 1.841

TOYOTA

24.3727-1966.2

581966



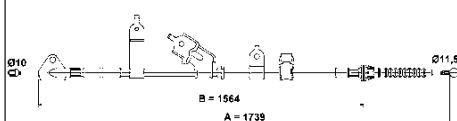
Seilzug, Feststellbremse

L= 1.697

SUBARU, TOYOTA

24.3727-1967.2

581967



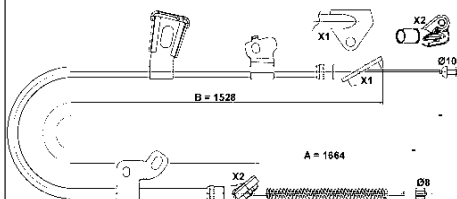
Seilzug, Feststellbremse

L= 1.739

SUBARU, TOYOTA

24.3727-1968.2

581968



Seilzug, Feststellbremse

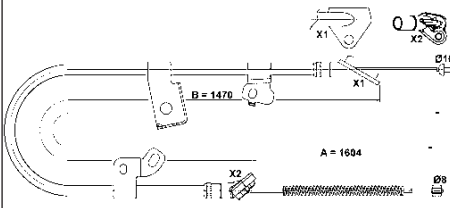
L= 1.664

TOYOTA



24.3727-1969.2

581969



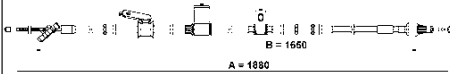
Seilzug, Feststellbremse

L= 1.604

TOYOTA

24.3727-1970.2

581970



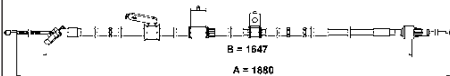
Seilzug, Feststellbremse

L= 1.880

LEXUS, TOYOTA

24.3727-1971.2

581971



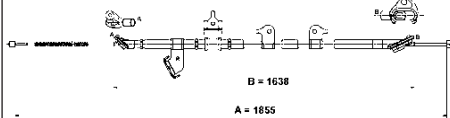
Seilzug, Feststellbremse

L= 1.880

TOYOTA

24.3727-1972.2

581972



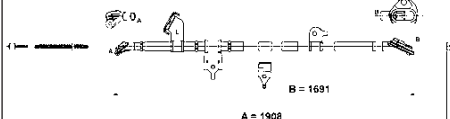
Seilzug, Feststellbremse

L= 1.855

TOYOTA

24.3727-1973.2

581973



Seilzug, Feststellbremse

L= 1.908

TOYOTA



24.3727-1974.2

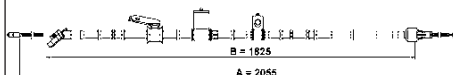
581974



Seilzug, Feststellbremse

L= 2.055

LEXUS, TOYOTA



24.3727-2000.2

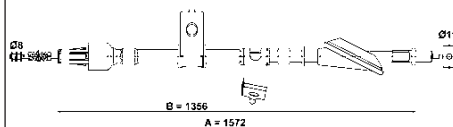
582000



Seilzug, Feststellbremse

L= 1.572

SUZUKI



24.3727-2003.2

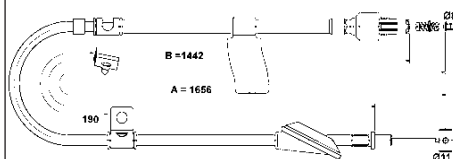
582003



Seilzug, Feststellbremse

L= 1.656

SUZUKI



24.3727-2004.2

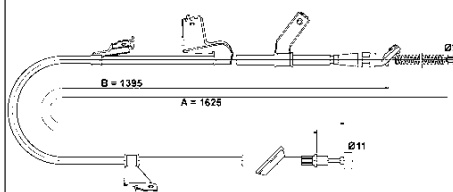
582004



Seilzug, Feststellbremse

L= 1.625

SUZUKI



24.3727-2005.2

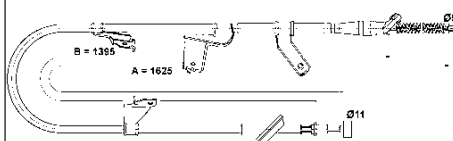
582005



Seilzug, Feststellbremse

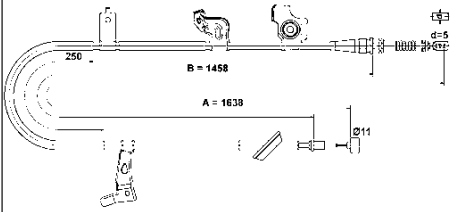
L= 1.625

SUZUKI



24.3727-2006.2

582006



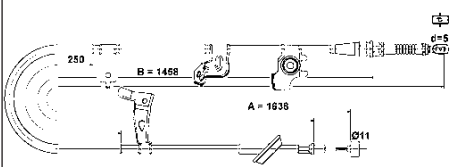
Seilzug, Feststellbremse

L= 1.638

FIAT, SUZUKI

24.3727-2007.2

582007



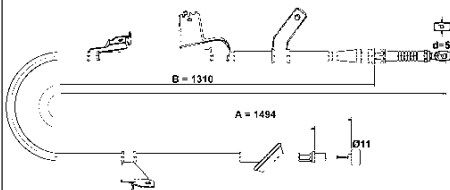
Seilzug, Feststellbremse

L= 1.638

FIAT, SUZUKI

24.3727-2008.2

582008



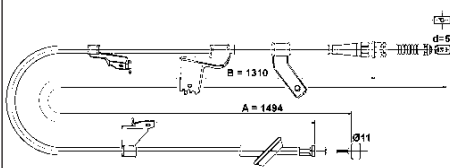
Seilzug, Feststellbremse

L= 1.494

SUZUKI

24.3727-2009.2

582009



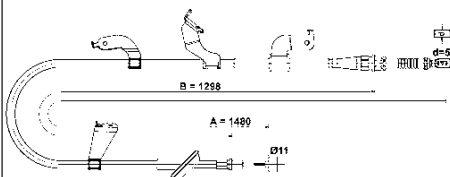
Seilzug, Feststellbremse

L= 1.494

SUZUKI

24.3727-2010.2

582010



Seilzug, Feststellbremse

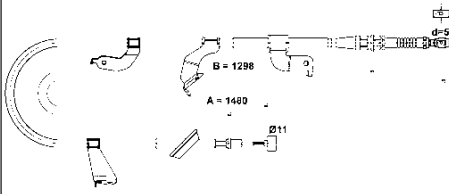
L= 1.480

SUZUKI



24.3727-2011.2

582011



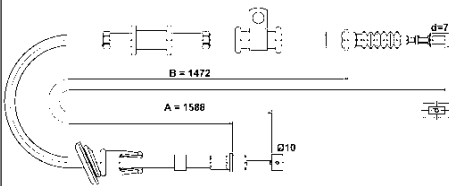
Seilzug, Feststellbremse

L = 1.480

SUZUKI

24.3727-2108.2

582108



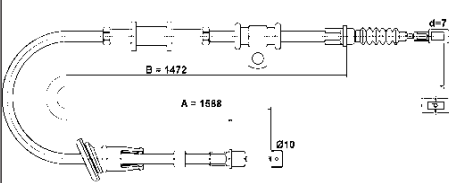
Seilzug, Feststellbremse

L = 1.588

MITSUBISHI

24.3727-2109.2

582109



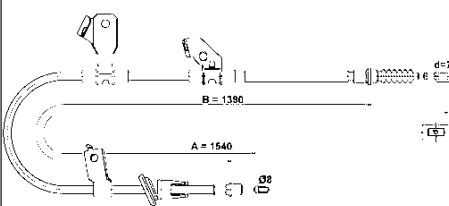
Seilzug, Feststellbremse

L = 1.588

MITSUBISHI

24.3727-2110.2

582110



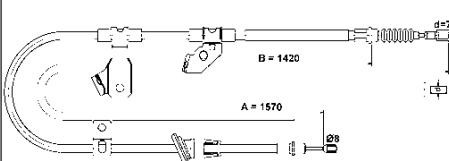
Seilzug, Feststellbremse

L = 1.540

MITSUBISHI

24.3727-2111.2

582111



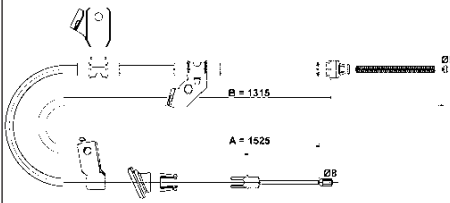
Seilzug, Feststellbremse

L = 1.570

MITSUBISHI

24.3727-2112.2

582112



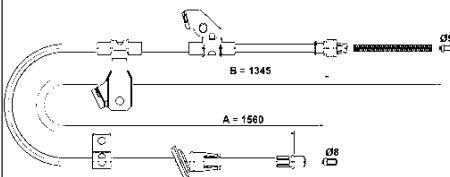
Seilzug, Feststellbremse

L= 1.525

MITSUBISHI

24.3727-2113.2

582113



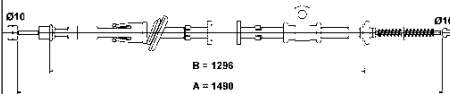
Seilzug, Feststellbremse

L= 1.560

MITSUBISHI

24.3727-2114.2

582114



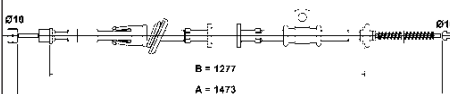
Seilzug, Feststellbremse

L= 1.490

MITSUBISHI

24.3727-2115.2

582115



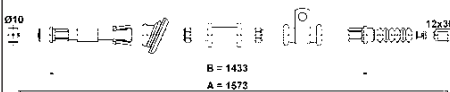
Seilzug, Feststellbremse

L= 1.473

MITSUBISHI

24.3727-2116.2

582116



Seilzug, Feststellbremse

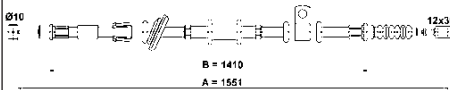
L= 1.573

MITSUBISHI



24.3727-2117.2

582117



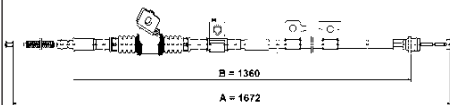
Seilzug, Feststellbremse

L= 1.551

MITSUBISHI

24.3727-2118.2

582118



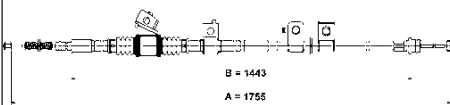
Seilzug, Feststellbremse

L= 1.672

MITSUBISHI

24.3727-2119.2

582119



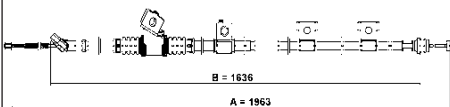
Seilzug, Feststellbremse

L= 1.755

MITSUBISHI

24.3727-2120.2

582120



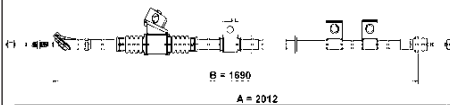
Seilzug, Feststellbremse

L= 1.963

MITSUBISHI

24.3727-2121.2

582121



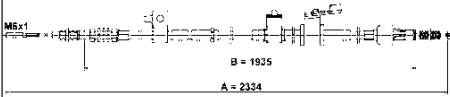
Seilzug, Feststellbremse

L= 2.012

MITSUBISHI

24.3727-2122.2

582122



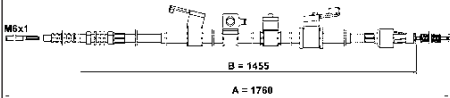
Seilzug, Feststellbremse

L= 2.334

MITSUBISHI

24.3727-2123.2

582123



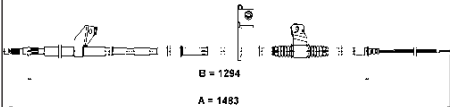
Seilzug, Feststellbremse

L= 1.760

MITSUBISHI

24.3727-2124.2

582124



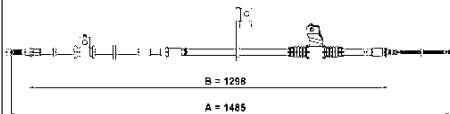
Seilzug, Feststellbremse

L= 1.483

MITSUBISHI

24.3727-2125.2

582125



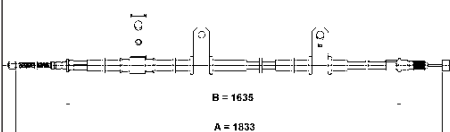
Seilzug, Feststellbremse

L= 1.485

MITSUBISHI

24.3727-2126.2

582126



Seilzug, Feststellbremse

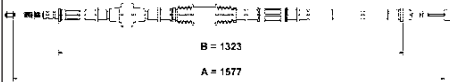
L= 1.833

MITSUBISHI



24.3727-2127.2

582127



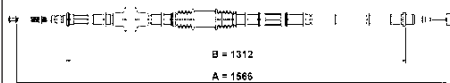
Seilzug, Feststellbremse

L= 1.577

MITSUBISHI

24.3727-2128.2

582128



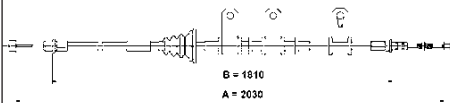
Seilzug, Feststellbremse

L= 1.566

MITSUBISHI

24.3727-2129.2

582129



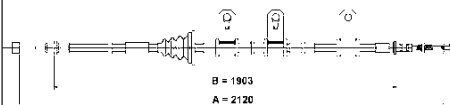
Seilzug, Feststellbremse

L= 2.030

MITSUBISHI

24.3727-2130.2

582130



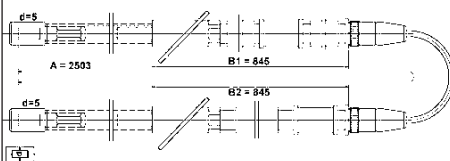
Seilzug, Feststellbremse

L= 2.120

MITSUBISHI

24.3727-2402.2

582402



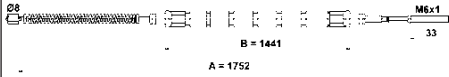
Seilzug, Feststellbremse

L= 2.503

LADA

24.3727-2500.2

582500



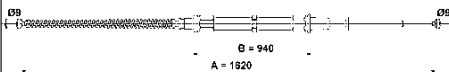
Seilzug, Feststellbremse

L= 1.752

SKODA

24.3727-2503.2

582503



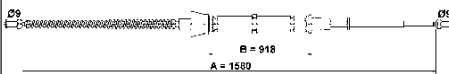
Seilzug, Feststellbremse

L= 1.620

SKODA

24.3727-2504.2

582504



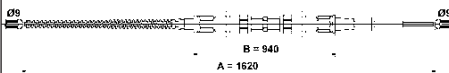
Seilzug, Feststellbremse

L= 1.580

SEAT, SKODA, VW

24.3727-2505.2

582505



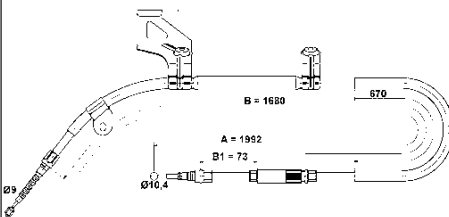
Seilzug, Feststellbremse

L= 1.620

SKODA

24.3727-2506.2

582506



Seilzug, Feststellbremse

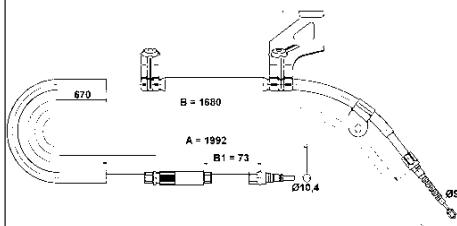
L= 1.992

SKODA



24.3727-2507.2

582507



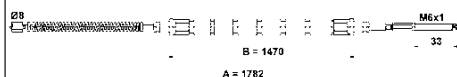
Seilzug, Feststellbremse

L= 1.992

SKODA

24.3727-2508.2

582508



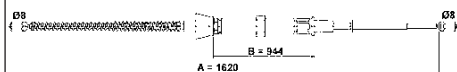
Seilzug, Feststellbremse

L= 1.782

SKODA, VW

24.3727-2509.2

582509



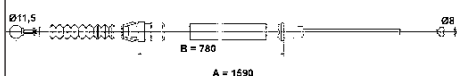
Seilzug, Feststellbremse

L= 1.620

SKODA

24.3727-2510.2

582510



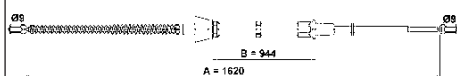
Seilzug, Feststellbremse

L= 1.590

SKODA

24.3727-2511.2

582511



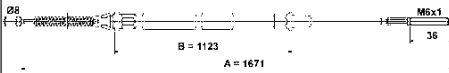
Seilzug, Feststellbremse

L= 1.620

SKODA

24.3727-2700.2

582700



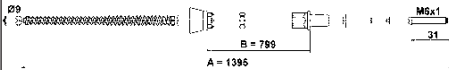
Seilzug, Feststellbremse

L= 1.671

SEAT, VW

24.3727-2702.2

582702



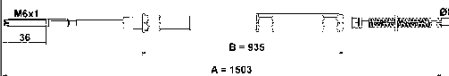
Seilzug, Feststellbremse

L= 1.395

SEAT

24.3727-2703.2

582703



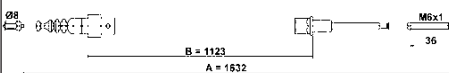
Seilzug, Feststellbremse

L= 1.503

SEAT

24.3727-2704.2

582704



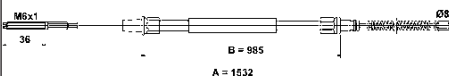
Seilzug, Feststellbremse

L= 1.632

SEAT

24.3727-2706.2

582706



Seilzug, Feststellbremse

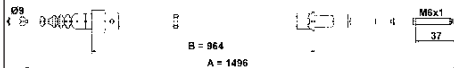
L= 1.532

SEAT



24.3727-2707.2

582707




Seilzug, Feststellbremse

L= 1.496

SEAT, VW

24.3727-2708.2

582708



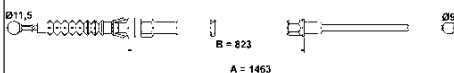
Seilzug, Feststellbremse

L= 1.447

AUDI, SEAT, SKODA, VW

24.3727-2709.2

582709



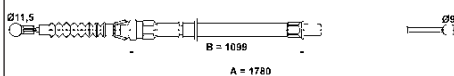
Seilzug, Feststellbremse

L= 1.463

SEAT

24.3727-2710.2

582710



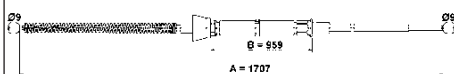
Seilzug, Feststellbremse

L= 1.780

SEAT, SKODA

24.3727-2711.2

582711



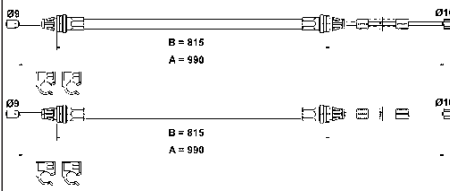
Seilzug, Feststellbremse

L= 1.707

SEAT, SKODA

24.3727-2802.2

582802



Seilzug, Feststellbremse

Einzelteile siehe Stückliste

Satz

L= 990

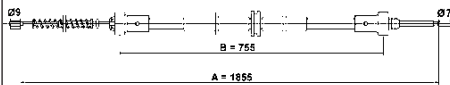
+ Zub

L2= 990

SMART

24.3727-2803.2

582803



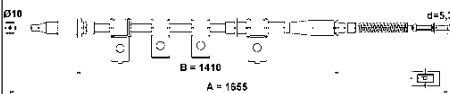
Seilzug, Feststellbremse

L= 1.855

RENAULT, SMART

24.3727-2900.2

582900



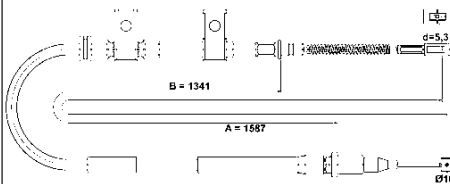
Seilzug, Feststellbremse

L= 1.655

CHEVROLET, DAEWOO

24.3727-2901.2

582901



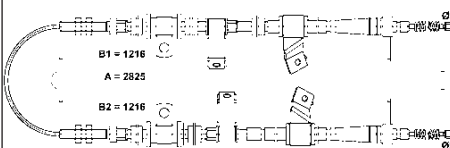
Seilzug, Feststellbremse

L= 1.587

CHEVROLET, DAEWOO

24.3727-2902.2

582902



Seilzug, Feststellbremse

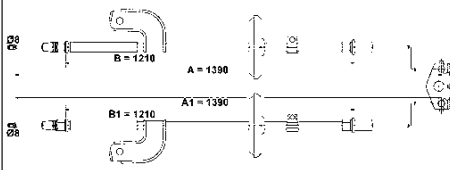
L= 2.825

DAEWOO



24.3727-2903.2

582903



Seilzug, Feststellbremse

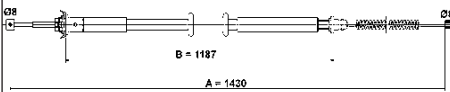
L= 1.390

L2= 1.390

CHEVROLET

24.3727-3000.2

583000



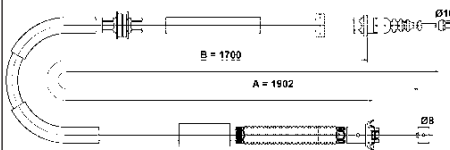
Seilzug, Feststellbremse

L= 1.430

LANCIA

24.3727-3001.2

583001



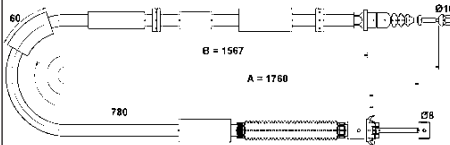
Seilzug, Feststellbremse

L= 1.902

CHRYSLER, LANCIA

24.3727-3002.2

583002



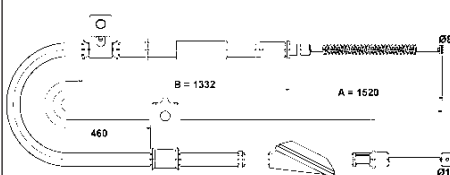
Seilzug, Feststellbremse

L= 1.760

CHRYSLER, LANCIA

24.3727-3100.2

583100



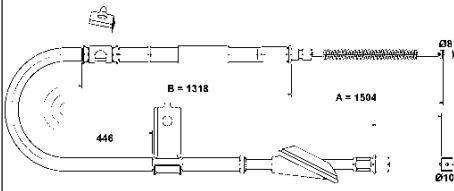
Seilzug, Feststellbremse

L= 1.520

HYUNDAI

24.3727-3101.2

583101



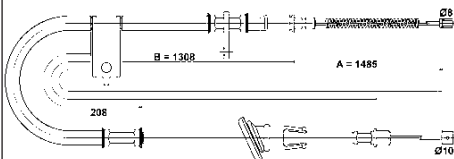
Seilzug, Feststellbremse

L = 1.504

HYUNDAI

24.3727-3102.2

583102



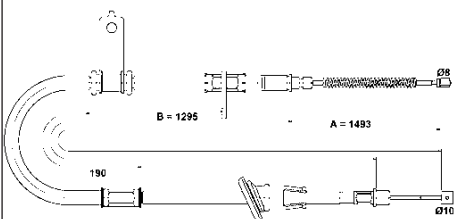
Seilzug, Feststellbremse

L = 1.485

HYUNDAI

24.3727-3104.2

583104



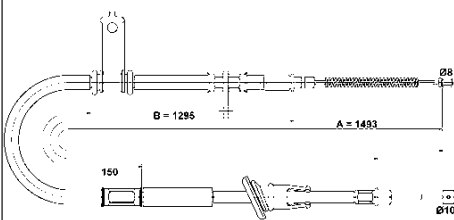
Seilzug, Feststellbremse

L = 1.493

HYUNDAI

24.3727-3105.2

583105



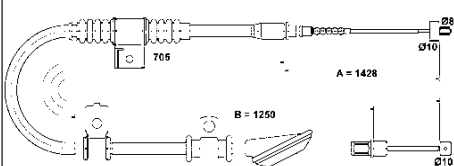
Seilzug, Feststellbremse

L = 1.493

HYUNDAI

24.3727-3106.2

583106



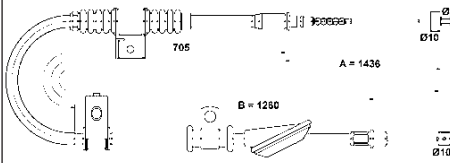
Seilzug, Feststellbremse

L = 1.428

HYUNDAI

24.3727-3107.2

583107



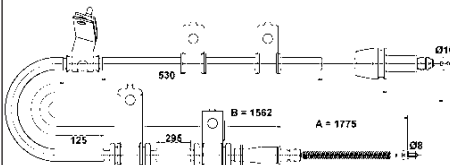
Seilzug, Feststellbremse

L= 1.436

HYUNDAI

24.3727-3108.2

583108



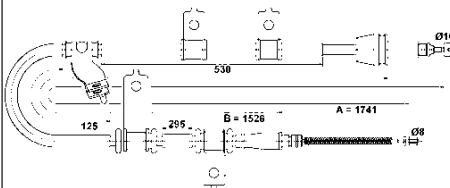
Seilzug, Feststellbremse

L= 1.775

HYUNDAI

24.3727-3109.2

583109



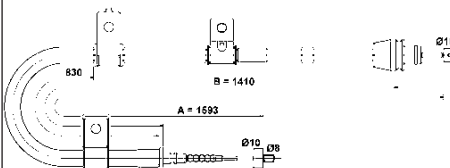
Seilzug, Feststellbremse

L= 1.741

HYUNDAI

24.3727-3110.2

583110



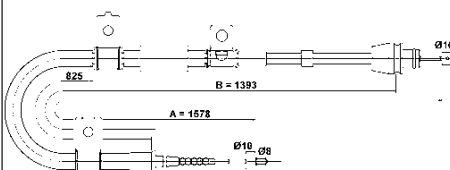
Seilzug, Feststellbremse

L= 1.593

HYUNDAI

24.3727-3111.2

583111



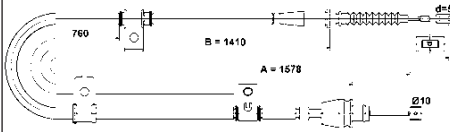
Seilzug, Feststellbremse

L= 1.578

HYUNDAI

24.3727-3112.2

583112



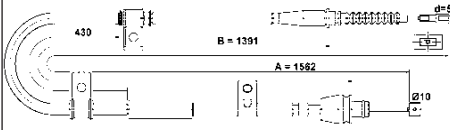
Seilzug, Feststellbremse

L= 1.578

HYUNDAI

24.3727-3113.2

583113



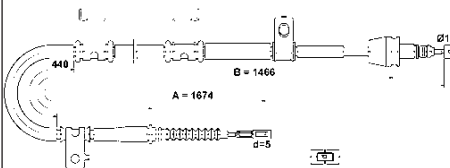
Seilzug, Feststellbremse

L= 1.562

HYUNDAI

24.3727-3114.2

583114



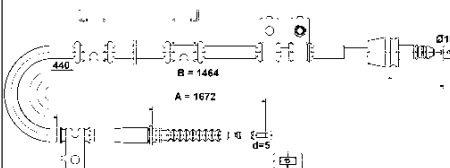
Seilzug, Feststellbremse

L= 1.674

HYUNDAI

24.3727-3115.2

583115



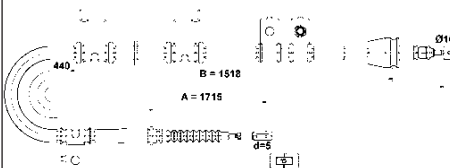
Seilzug, Feststellbremse

L= 1.672

HYUNDAI

24.3727-3116.2

583116



Seilzug, Feststellbremse

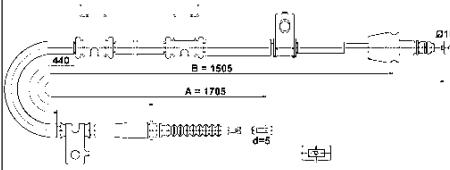
L= 1.715

HYUNDAI



24.3727-3117.2

583117



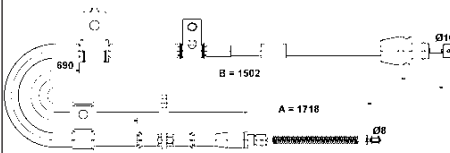
Seilzug, Feststellbremse

L= 1.705

HYUNDAI

24.3727-3118.2

583118



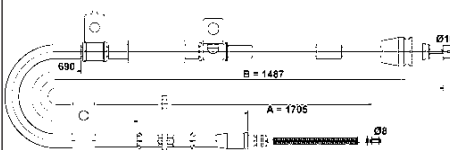
Seilzug, Feststellbremse

L= 1.718

HYUNDAI

24.3727-3119.2

583119



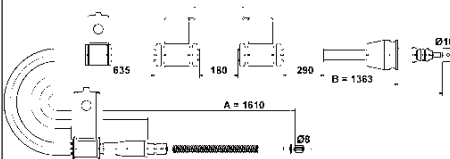
Seilzug, Feststellbremse

L= 1.705

HYUNDAI

24.3727-3120.2

583120



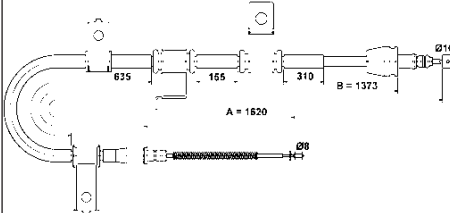
Seilzug, Feststellbremse

L= 1.610

HYUNDAI

24.3727-3121.2

583121



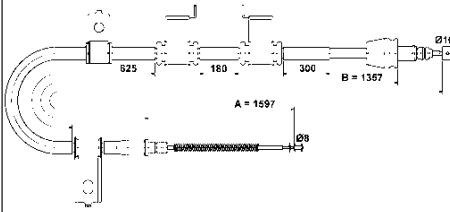
Seilzug, Feststellbremse

L= 1.620

HYUNDAI

24.3727-3122.2

583122



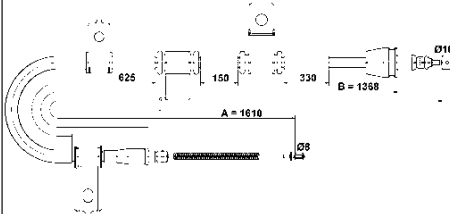
Seilzug, Feststellbremse

L= 1.597

HYUNDAI

24.3727-3123.2

583123



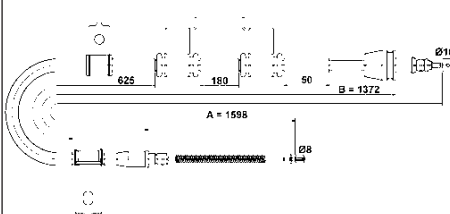
Seilzug, Feststellbremse

L= 1.610

HYUNDAI

24.3727-3124.2

583124



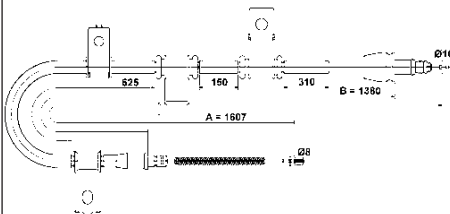
Seilzug, Feststellbremse

L= 1.598

HYUNDAI

24.3727-3125.2

583125



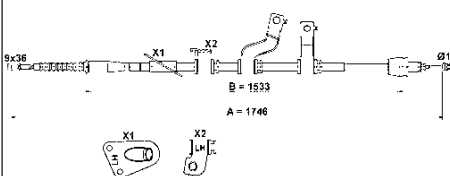
Seilzug, Feststellbremse

L= 1.607

HYUNDAI

24.3727-3126.2

583126



Seilzug, Feststellbremse

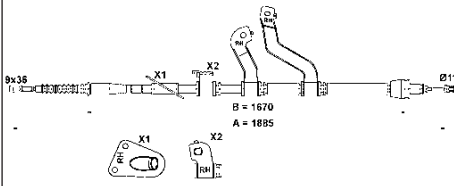
L= 1.746

HYUNDAI



24.3727-3127.2

583127



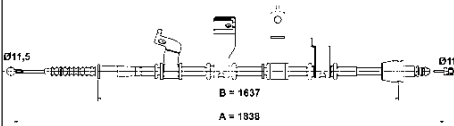
Seilzug, Feststellbremse

L= 1.885

HYUNDAI

24.3727-3128.2

583128



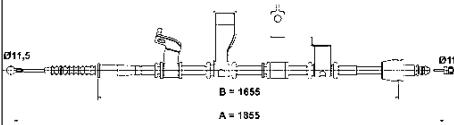
Seilzug, Feststellbremse

L= 1.838

HYUNDAI, KIA

24.3727-3129.2

583129



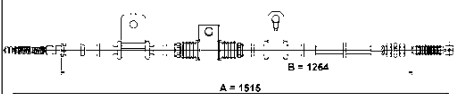
Seilzug, Feststellbremse

L= 1.855

HYUNDAI, KIA

24.3727-3130.2

583130



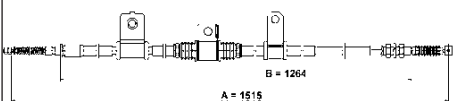
Seilzug, Feststellbremse

L= 1.515

HYUNDAI

24.3727-3131.2

583131



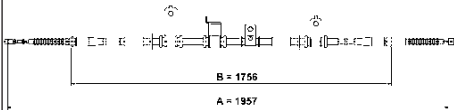
Seilzug, Feststellbremse

L= 1.515

HYUNDAI

24.3727-3132.2

583132



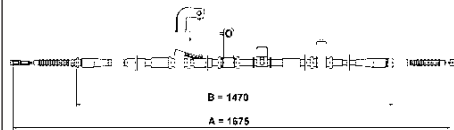
Seilzug, Feststellbremse

L= 1.957

HYUNDAI

24.3727-3133.2

583133



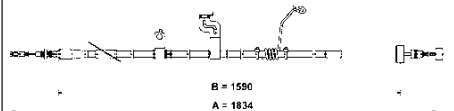
Seilzug, Feststellbremse

L= 1.675

HYUNDAI

24.3727-3134.2

583134



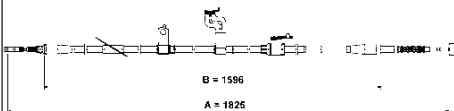
Seilzug, Feststellbremse

L= 1.834

HYUNDAI

24.3727-3135.2

583135



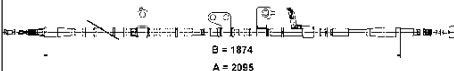
Seilzug, Feststellbremse

L= 1.825

HYUNDAI

24.3727-3136.2

583136



Seilzug, Feststellbremse

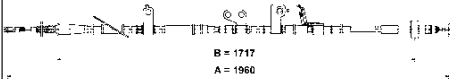
L= 2.095

HYUNDAI



24.3727-3139.2

583139



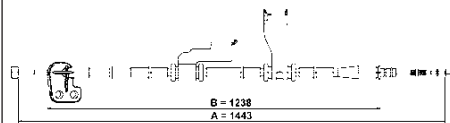
Seilzug, Feststellbremse

L= 1.960

HYUNDAI

24.3727-3140.2

583140



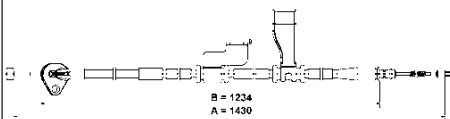
Seilzug, Feststellbremse

L= 1.443

HYUNDAI

24.3727-3141.2

583141



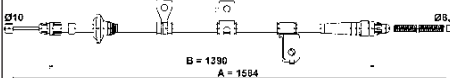
Seilzug, Feststellbremse

L= 1.430

HYUNDAI

24.3727-3200.2

583200



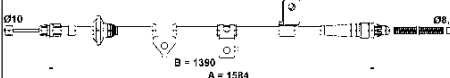
Seilzug, Feststellbremse

L= 1.584

KIA

24.3727-3201.2

583201



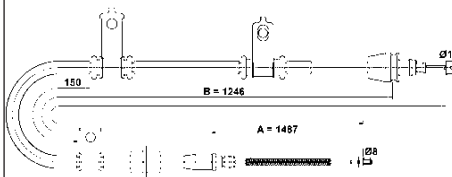
Seilzug, Feststellbremse

L= 1.584

KIA

24.3727-3202.2

583202



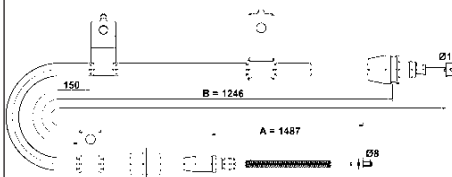
Seilzug, Feststellbremse

L= 1.487

KIA

24.3727-3203.2

583203



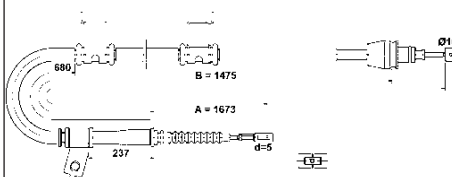
Seilzug, Feststellbremse

L= 1.487

KIA

24.3727-3204.2

583204



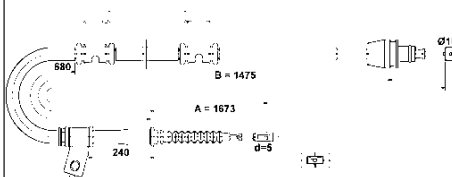
Seilzug, Feststellbremse

L= 1.673

KIA

24.3727-3205.2

583205



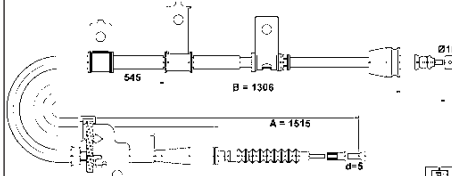
Seilzug, Feststellbremse

L= 1.673

KIA

24.3727-3206.2

583206



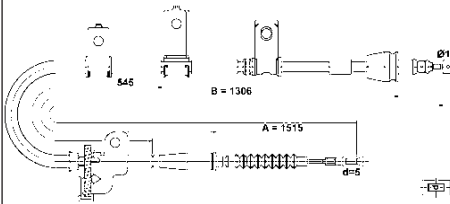
Seilzug, Feststellbremse

L= 1.515

KIA

24.3727-3207.2

583207



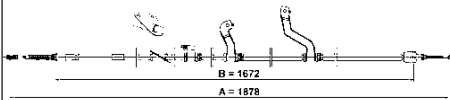
Seilzug, Feststellbremse

L= 1.515

KIA

24.3727-3208.2

583208



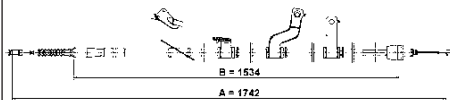
Seilzug, Feststellbremse

L= 1.878

KIA

24.3727-3209.2

583209



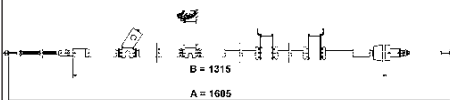
Seilzug, Feststellbremse

L= 1.742

KIA

24.3727-3210.2

583210



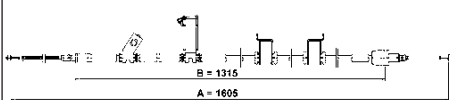
Seilzug, Feststellbremse

L= 1.605

HYUNDAI, KIA

24.3727-3211.2

583211



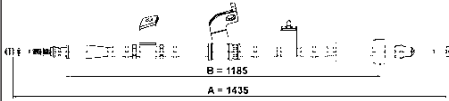
Seilzug, Feststellbremse

L= 1.605

HYUNDAI, KIA

24.3727-3212.2

583212



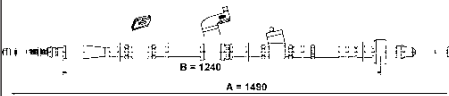
Seilzug, Feststellbremse

L= 1.435

KIA

24.3727-3213.2

583213



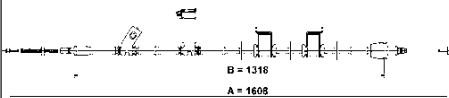
Seilzug, Feststellbremse

L= 1.490

KIA

24.3727-3214.2

583214



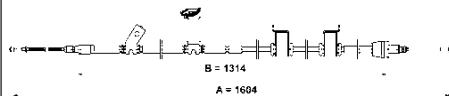
Seilzug, Feststellbremse

L= 1.608

HYUNDAI, KIA

24.3727-3215.2

583215



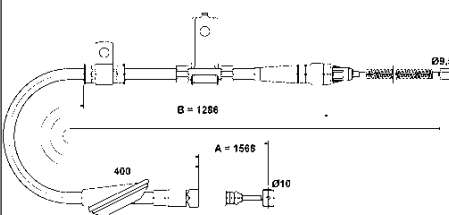
Seilzug, Feststellbremse

L= 1.604

HYUNDAI, KIA

24.3727-3300.2

583300



Seilzug, Feststellbremse

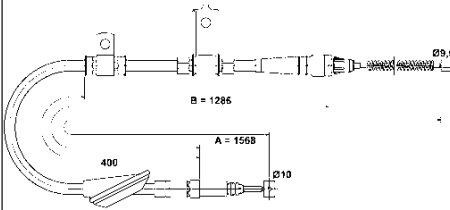
L= 1.568

LAND ROVER



24.3727-3301.2

583301



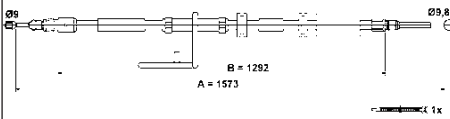
Seilzug, Feststellbremse

L= 1.568

LAND ROVER

24.3727-3302.2

583302



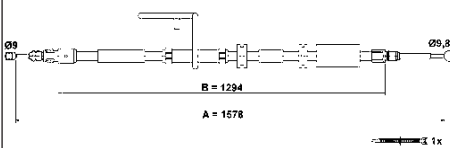
Seilzug, Feststellbremse

L= 1.573

LAND ROVER

24.3727-3303.2

583303



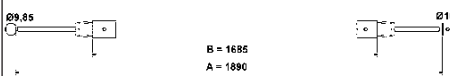
Seilzug, Feststellbremse

L= 1.578

LAND ROVER

24.3727-3400.2

583400



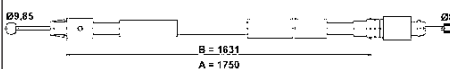
Seilzug, Feststellbremse

L= 1.890

AUDI, VW

24.3727-3401.2

583401



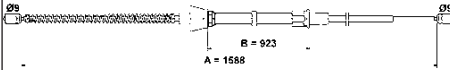
Seilzug, Feststellbremse

L= 1.750

VW

24.3727-3402.2

583402



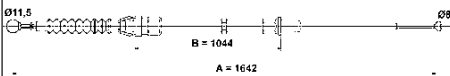
Seilzug, Feststellbremse

L= 1.588

SEAT, SKODA, VW

24.3727-3403.2

583403



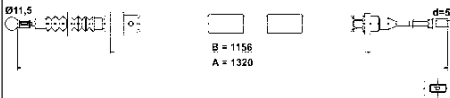
Seilzug, Feststellbremse

L= 1.642

AUDI, SEAT, VW

24.3727-3404.2

583404



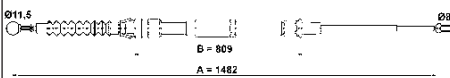
Seilzug, Feststellbremse

L= 1.320

SEAT, VW

24.3727-3405.2

583405



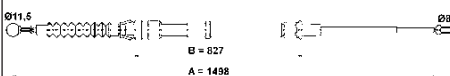
Seilzug, Feststellbremse

L= 1.482

VW

24.3727-3406.2

583406



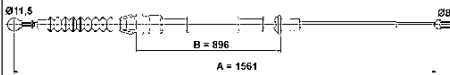
Seilzug, Feststellbremse

L= 1.498

VW

24.3727-3407.2

583407



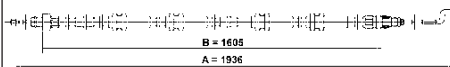
Seilzug, Feststellbremse

L= 1.561

VW

24.3727-3408.2

583408



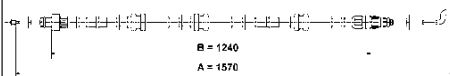
Seilzug, Feststellbremse

L= 1.936

VW

24.3727-3409.2

583409



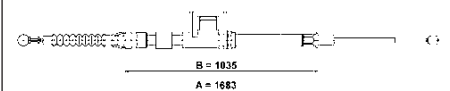
Seilzug, Feststellbremse

L= 1.570

VW

24.3727-3410.2

583410



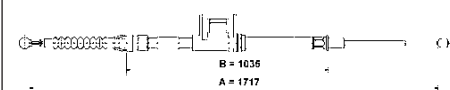
Seilzug, Feststellbremse

L= 1.638

SEAT

24.3727-3411.2

583411



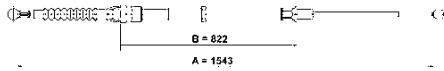
Seilzug, Feststellbremse

L= 1.717

SEAT

24.3727-3412.2

583412



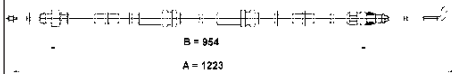
Seilzug, Feststellbremse

L= 1.717

SKODA

24.3727-3413.2

583413



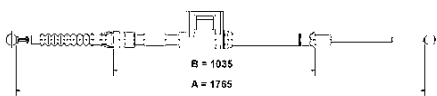
Seilzug, Feststellbremse

L= 1.223

VW

24.3727-3414.2

583414



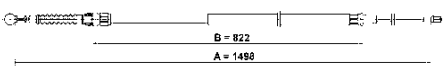
Seilzug, Feststellbremse

L= 1.765

SKODA

24.3727-3415.2

583415



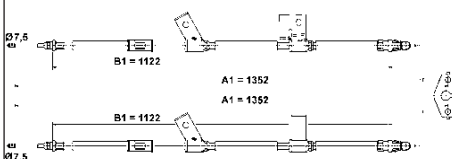
Seilzug, Feststellbremse

L= 1.498

SEAT

24.3727-3500.2

583500



Seilzug, Feststellbremse

L= 1.352

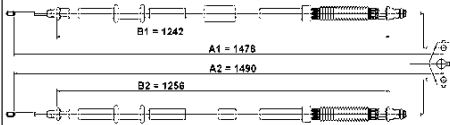
L2= 1.352

OPEL, VAUXHALL



24.3727-3501.2

583501



Seilzug, Feststellbremse

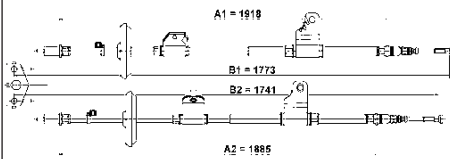
L= 1.478

L2= 1.490

OPEL, VAUXHALL

24.3727-3502.2

583502



Seilzug, Feststellbremse

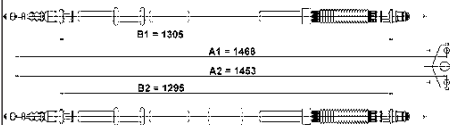
L= 1.885

L2= 1.918

OPEL, VAUXHALL

24.3727-3503.2

583503



Seilzug, Feststellbremse

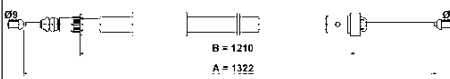
L= 1.453

L2= 1.468

OPEL, VAUXHALL

24.3727-3600.2

583600



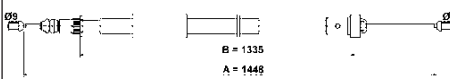
Seilzug, Feststellbremse

L= 1.322

RENAULT

24.3727-3601.2

583601



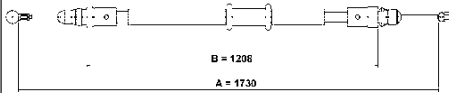
Seilzug, Feststellbremse

L= 1.448

RENAULT

24.3727-3602.2

583602



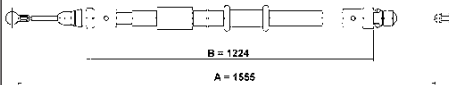
Seilzug, Feststellbremse

L= 1.730

OPEL, RENAULT, VAUXHALL

24.3727-3603.2

583603



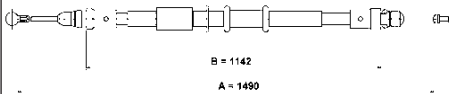
Seilzug, Feststellbremse

L= 1.555

OPEL, RENAULT, VAUXHALL

24.3727-3605.2

583605



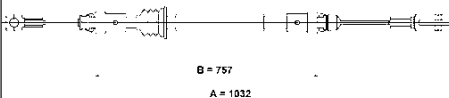
Seilzug, Feststellbremse

L= 1.490

OPEL, RENAULT, VAUXHALL

24.3727-3606.2

583606



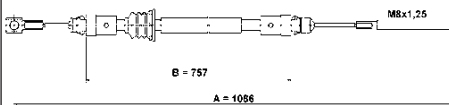
Seilzug, Feststellbremse

L= 1.032

OPEL, RENAULT, VAUXHALL

24.3727-3607.2

583607



Seilzug, Feststellbremse

L= 1.086

OPEL, RENAULT, VAUXHALL





DE Fahrzeugverwendungen

EN Applications of vehicles















ES Aplicaciones














FR Applications












IT Applicazioni autoveicoli














2023































	kw					! #		
ABARTH - GRANDE PUNTO 07/07→06/10								
 Seilzug, Feststellbremse								
1.4	114	07/07→06/10			Scheibenbremse; <input type="checkbox"/>		24.3727-0579.2 580579	L= 1.654
1.4 ESSEESSE / SUPERSPORT	132	05/08→06/10			Scheibenbremse; <input type="checkbox"/>		24.3727-0580.2 580580	L= 1.673
ABARTH - PUNTO 03/12→								
 Seilzug, Feststellbremse								
1.4	120	03/12→			<input type="checkbox"/>		24.3727-0579.2 580579	L= 1.654
1.4 SUPERSPORT	132	03/12→			<input type="checkbox"/>		24.3727-0580.2 580580	L= 1.673
ABARTH - PUNTO EVO 07/08→02/12								
 Seilzug, Feststellbremse								
1.4	120	10/09→02/12			<input type="checkbox"/>		24.3727-0579.2 580579	L= 1.654
					<input type="checkbox"/>		24.3727-0580.2 580580	L= 1.673
ALFA ROMEO - 145 (930_) 07/94→01/01								
 Radbremszylinder								
1.4 i.e. 16V T.S.	76	12/96→01/01	➡	01/97→; - ABS		2	24.3222-1707.3 020104	BDX GG
1.6 i.e. 16V T.S.	88	12/96→01/01						
1.6 16V T.S.	82	09/97→12/00	➡	- ABS		2	24.3222-1707.3 020104	BDX GG
1.9 JTD	77	02/99→01/01						
1.9 TD	66	10/94→02/99	➡	→ 12/96; - ABS		2	24.3220-1116.3 020313	GG
			➡	01/97→; - ABS		2	24.3222-1707.3 020104	BDX GG
Zubehörsatz, Bremsbacken								
1.4 i.e. 16V T.S.	76	12/96→01/01	➡	01/97→; - ABS			03.0137-9125.2 669125	BDX
1.6 i.e. 16V T.S.	88	12/96→01/01						
1.6 16V T.S.	82	09/97→12/00	➡	- ABS			03.0137-9125.2 669125	BDX
1.9 JTD	77	02/99→01/01						
1.9 TD	66	10/94→02/99	➡	→ 12/96; - ABS			03.0137-9081.2 669081	
			➡	01/97→; - ABS			03.0137-9125.2 669125	BDX
 Bremstrommel								
1.4 i.e. 16V T.S.	76	12/96→01/01	➡	01/97→; - ABS			24.0220-3007.1 480064	Ø 249,5 x 48,5 / 204,7
1.6 i.e. 16V T.S.	88	12/96→01/01						
1.6 16V T.S.	82	09/97→12/00	➡	- ABS			24.0220-3007.1 480064	Ø 249,5 x 48,5 / 204,7
1.9 JTD	77	02/99→01/01						
1.9 TD	66	10/94→02/99	➡	01/97→; - ABS			24.0220-3007.1 480064	Ø 249,5 x 48,5 / 204,7
			➡	→ 12/96; - ABS			24.0222-8018.1 480078	Ø 268 x 48 / 230
 Bremsbackensatz								
1.4 i.e. 16V T.S.	76	12/96→01/01	➡	01/97→; - ABS			03.0137-0262.2 650262	BDX Ø 203 x 39
1.6 i.e. 16V T.S.	88	12/96→01/01					03.0520-6722.3 696722	BDX Ø 203 x 39 + RZ / + Zub TopKit
							03.0525-0008.3 EQ0008	BDX Ø 203 x 39 - RZ / + Zub Easy Quick
1.6 16V T.S.	82	09/97→12/00	➡	- ABS			03.0137-0262.2 650262	BDX Ø 203 x 39
1.9 JTD	77	02/99→01/01					03.0520-6722.3 696722	BDX Ø 203 x 39 + RZ / + Zub TopKit
							03.0525-0008.3 EQ0008	BDX Ø 203 x 39 - RZ / + Zub Easy Quick
1.9 TD	66	10/94→02/99	➡	→ 12/96; - ABS			03.0137-0208.2 650208	Ø 228 x 42 + HEB
							03.0420-4520.3 684520	Ø 228 x 42 + RZ / + Zub Kit
			➡	01/97→; - ABS			03.0137-0262.2 650262	BDX Ø 203 x 39
							03.0520-6722.3 696722	BDX Ø 203 x 39 + RZ / + Zub TopKit
							03.0525-0008.3 EQ0008	BDX Ø 203 x 39 - RZ / + Zub Easy Quick
 Seilzug, Feststellbremse								
1.4 i.e. 16V T.S.	76	12/96→01/01		01/97→; + ABS; <input type="checkbox"/>			24.3727-0006.2 580006	L= 1.460
1.6 i.e. 16V T.S.	88	12/96→01/01		01/97→; <input type="checkbox"/>			24.3727-0521.2 580521	L= 1.517
1.9 TD	66	10/94→02/99		01/97→; - ABS; <input type="checkbox"/>			24.3727-0540.2 580540	L= 1.383
1.6 16V T.S.	82	09/97→12/00		+ ABS; <input type="checkbox"/>			24.3727-0006.2 580006	L= 1.460
1.9 JTD	77	02/99→01/01		<input type="checkbox"/>			24.3727-0521.2 580521	L= 1.517
				- ABS; <input type="checkbox"/>			24.3727-0540.2 580540	L= 1.383
1.8 i.e. 16V	106	03/98→01/01		<input type="checkbox"/>			24.3727-0006.2 580006	L= 1.460
→								



























	kW					! #		
ALFA ROMEO - 145 (930_) 07/94→01/01								
 Seilzug, Feststellbremse								
2.0 16V	114	03/98→01/01		<input type="checkbox"/>			24.3727-0521.2 580521	L= 1.517
2.0 16V T.S.	110	10/95→01/01						
1.8 i.e. 16V T.S.	103	12/96→12/98		01/97→; <input type="checkbox"/>			24.3727-0006.2 580006	L= 1.460
				01/97→; <input type="checkbox"/>			24.3727-0521.2 580521	L= 1.517
ALFA ROMEO - 146 (930_) 12/94→10/01								
 Radbremszylinder								
1.4 i.e. 16V T.S.	76	11/96→01/01	➔	01/97→; - ABS	2	24.3222-1707.3 020104	BDX GG	
1.6 i.e. 16V T.S.	88	11/96→10/01						
1.6 16V T.S.	82	09/97→12/00	➔	- ABS	2	24.3222-1707.3 020104	BDX GG	
1.9 JTD	77	02/99→01/01						
1.9 TD	66	12/94→02/99	➔	→ 12/96; - ABS	2	24.3220-1116.3 020313	GG	
			➔	01/97→; - ABS	2	24.3222-1707.3 020104	BDX GG	
Zubehörsatz, Bremsbacken								
1.4 i.e. 16V T.S.	76	11/96→01/01	➔	01/97→; - ABS		03.0137-9125.2 669125	BDX	
1.6 i.e. 16V T.S.	88	11/96→10/01						
1.6 16V T.S.	82	09/97→12/00	➔	- ABS		03.0137-9125.2 669125	BDX	
1.9 JTD	77	02/99→01/01						
1.9 TD	66	12/94→02/99	➔	→ 12/96; - ABS		03.0137-9081.2 669081		
			➔	01/97→; - ABS		03.0137-9125.2 669125	BDX	
 Bremstrommel								
1.4 i.e. 16V T.S.	76	11/96→01/01	➔	01/97→; - ABS		24.0220-3007.1 480064	Ø 249,5 x 48,5 / 204,7	
1.6 i.e. 16V T.S.	88	11/96→10/01						
1.6 16V T.S.	82	09/97→12/00	➔	- ABS		24.0220-3007.1 480064	Ø 249,5 x 48,5 / 204,7	
1.9 JTD	77	02/99→01/01						
1.9 TD	66	12/94→02/99	➔	01/97→; - ABS		24.0220-3007.1 480064	Ø 249,5 x 48,5 / 204,7	
			➔	→ 12/96; - ABS		24.0222-8018.1 480078	Ø 268 x 48 / 230	
 Bremsbackensatz								
1.4 i.e. 16V T.S.	76	11/96→01/01	➔	01/97→; - ABS		03.0137-0262.2 650262	BDX Ø 203 x 39	
1.6 i.e. 16V T.S.	88	11/96→10/01				03.0520-6722.3 696722	BDX Ø 203 x 39 + RZ / + Zub TopKit	
						03.0525-0008.3 EQ0008	BDX Ø 203 x 39 - RZ / + Zub Easy Quick	
1.6 16V T.S.	82	09/97→12/00	➔	- ABS		03.0137-0262.2 650262	BDX Ø 203 x 39	
1.9 JTD	77	02/99→01/01				03.0520-6722.3 696722	BDX Ø 203 x 39 + RZ / + Zub TopKit	
						03.0525-0008.3 EQ0008	BDX Ø 203 x 39 - RZ / + Zub Easy Quick	
1.9 TD	66	12/94→02/99	➔	→ 12/96; - ABS		03.0137-0208.2 650208	Ø 228 x 42 + HEB	
						03.0420-4520.3 684520	Ø 228 x 42 + RZ / + Zub Kit	
			➔	01/97→; - ABS		03.0137-0262.2 650262	BDX Ø 203 x 39	
						03.0520-6722.3 696722	BDX Ø 203 x 39 + RZ / + Zub TopKit	
						03.0525-0008.3 EQ0008	BDX Ø 203 x 39 - RZ / + Zub Easy Quick	
 Seilzug, Feststellbremse								
1.4 i.e. 16V T.S.	76	11/96→01/01		01/97→; + ABS; <input type="checkbox"/>		24.3727-0006.2 580006	L= 1.460	
1.6 i.e. 16V T.S.	88	11/96→10/01		01/97→; <input type="checkbox"/>		24.3727-0521.2 580521	L= 1.517	
1.9 TD	66	12/94→02/99		01/97→; - ABS; <input type="checkbox"/>		24.3727-0540.2 580540	L= 1.383	
1.6 16V T.S.	82	09/97→12/00		+ ABS; <input type="checkbox"/>		24.3727-0006.2 580006	L= 1.460	
1.9 JTD	77	02/99→01/01		<input type="checkbox"/>		24.3727-0521.2 580521	L= 1.517	
				- ABS; <input type="checkbox"/>		24.3727-0540.2 580540	L= 1.383	
1.8 i.e. 16V T.S.	103	11/96→01/01		01/97→; <input type="checkbox"/>		24.3727-0006.2 580006	L= 1.460	
				01/97→; <input type="checkbox"/>		24.3727-0521.2 580521	L= 1.517	
1.8 i.e. 16V T.S.	106	03/98→01/01		<input type="checkbox"/>		24.3727-0006.2 580006	L= 1.460	
2.0 16V	114	03/97→10/01		<input type="checkbox"/>		24.3727-0521.2 580521	L= 1.517	
2.0 16V T.S.	110	10/95→01/01						
ALFA ROMEO - 147 (937_) 10/00→12/10								
 Seilzug, Feststellbremse								
1.6 16V T.SPARK	88	01/01→03/10		Scheibenbremse; <input type="checkbox"/>		24.3727-0010.2 580010	L= 1.170	
1.6 16V T.SPARK ECO	77	01/01→03/10		Scheibenbremse; <input type="checkbox"/>		24.3727-0011.2 580011	L= 1.235	
→								














	kw			 	! #		
ALFA ROMEO - 147 (937_) 10/00→12/10							
 Seilzug, Feststellbremse							
1.6 LPG	77 - 88	03/01→03/10		Scheibenbremse; <input type="checkbox"/>		24.3727-0010.2 580010	L= 1.170
1.9 JTD	74 - 85	10/00→03/10		Scheibenbremse; <input type="checkbox"/>		24.3727-0011.2 580011	L= 1.235
1.9 JTD 16V	93 - 103	11/02→03/10					
1.9 JTDM 16V	125	06/08→03/10					
1.9 JTDM 8V	88	07/05→03/10					
2.0	121	07/02→05/05					
2.0 16V T.SPARK	110	01/01→03/10					
3.2 GTA	184	02/03→03/10					
1.9 JTDM	85	10/04→03/10		07/05→; Scheibenbremse; <input type="checkbox"/>		24.3727-0010.2 580010	L= 1.170
1.9 JTDM 16V	110	09/04→03/10		07/05→; Scheibenbremse; <input type="checkbox"/>		24.3727-0011.2 580011	L= 1.235
ALFA ROMEO - 155 (167_) 01/92→12/97							
 Seilzug, Feststellbremse							
1.6 16V T.S.	88	05/96→12/97		Scheibenbremse; <input type="checkbox"/>		24.3727-0006.2 580006	L= 1.460
1.7 T.S. 16V	103	05/96→12/97		Scheibenbremse; <input type="checkbox"/>		24.3727-0521.2 580521	L= 1.517
1.9 TD	66	04/93→12/97					
2.0 T.S. 16V	110	03/95→12/97					
2.5 TD	92	04/93→12/97					
2.5 V6	120	09/92→12/97					
1.8 T.S.	77	02/92→12/97		05/92→; Scheibenbremse; <input type="checkbox"/>		24.3727-0006.2 580006	L= 1.460
				05/92→; Scheibenbremse; <input type="checkbox"/>		24.3727-0521.2 580521	L= 1.517
ALFA ROMEO - 156 (932_) 09/97→10/05							
 Seilzug, Feststellbremse							
1.6 16V T.SPARK	82 - 88	09/97→09/05		10/97→ 07/05; Scheibenbremse; <input type="checkbox"/>		24.3727-0004.2 580004	L= 1.196
				10/97→ 07/05; Scheibenbremse; <input type="checkbox"/>		24.3727-0005.2 580005	L= 1.256
1.8 16V T.SPARK	106	09/97→10/00		10/97→; Scheibenbremse; <input type="checkbox"/>		24.3727-0004.2 580004	L= 1.196
1.9 JTD	77	09/97→10/00		10/97→; Scheibenbremse; <input type="checkbox"/>		24.3727-0005.2 580005	L= 1.256
2.0 16V T.SPARK	114	09/97→06/02					
2.5 V6 24V	140	09/97→09/02					
1.8 16V T.SPARK	103	09/97→09/05		→ 07/05; Scheibenbremse; <input type="checkbox"/>		24.3727-0004.2 580004	L= 1.196
1.9 JTD	85 - 110	05/01→09/05		→ 07/05; Scheibenbremse; <input type="checkbox"/>		24.3727-0005.2 580005	L= 1.256
1.9 JTD 16V	103	11/02→09/05					
2.0 JTS	119 - 122	03/01→09/05					
2.4 JTD	103 - 129	10/00→09/05					
2.5 V6 24V	141	10/00→09/05					
3.2 GTA	184	03/02→09/05					
1.9 JTD	81 - 100	10/00→11/04		Scheibenbremse; <input type="checkbox"/>		24.3727-0004.2 580004	L= 1.196
2.0 16V T.SPARK	110	10/00→03/02		Scheibenbremse; <input type="checkbox"/>		24.3727-0005.2 580005	L= 1.256
2.4 JTD	120	06/03→09/05		10/03→ 07/05; Scheibenbremse; <input type="checkbox"/>		24.3727-0004.2 580004	L= 1.196
				10/03→ 07/05; Scheibenbremse; <input type="checkbox"/>		24.3727-0005.2 580005	L= 1.256
2.4 JTD	100	09/97→09/03		10/97→ 10/00; Scheibenbremse; <input type="checkbox"/>		24.3727-0004.2 580004	L= 1.196
				10/97→ 10/00; Scheibenbremse; <input type="checkbox"/>		24.3727-0005.2 580005	L= 1.256
ALFA ROMEO - 156 Sportwagon (932_) 02/97→05/06							
 Seilzug, Feststellbremse							
1.6 16V T.SPARK.	88	05/00→05/06		→ 07/05; Scheibenbremse; <input type="checkbox"/>		24.3727-0004.2 580004	L= 1.196
1.6 16V T.SPARK	82	01/00→09/05		→ 07/05; Scheibenbremse; <input type="checkbox"/>		24.3727-0005.2 580005	L= 1.256
1.8 16V T.SPARK	103	02/97→05/06					
1.9 JTD	85 - 110	05/01→05/06					
1.9 JTD 16V	103	11/02→05/06					
1.9 JTD 16V Q4	110	07/04→05/06					
2.0 JTS	119 - 122	03/02→05/06					
2.4 JTD	103 - 129	10/00→05/06					
2.5 V6 24V	141	02/97→05/06					
3.2 GTA	184	03/02→05/06					
1.8 16V T.SPARK	106	05/00→10/00		Scheibenbremse; <input type="checkbox"/>		24.3727-0004.2 580004	L= 1.196
1.9 JTD	77 - 100	05/00→11/04		Scheibenbremse; <input type="checkbox"/>		24.3727-0005.2 580005	L= 1.256
2.0 16V T.SPARK	110 - 114	05/00→06/02					
2.5 V6 24V	140	02/97→08/03					
2.4 JTD	100	05/00→09/03		→ 10/00; Scheibenbremse; <input type="checkbox"/>		24.3727-0004.2 580004	L= 1.196
				→ 10/00; Scheibenbremse; <input type="checkbox"/>		24.3727-0005.2 580005	L= 1.256
→							














	kw					! #		
ALFA ROMEO - 156 Sportwagon (932_) 02/97→05/06								
 Seilzug, Feststellbremse								
2.4 JTD	120	06/03→05/06		10/03→07/05; Scheibenbremse; <input type="checkbox"/>		24.3727-0004.2	580004	L= 1.196
				10/03→07/05; Scheibenbremse; <input type="checkbox"/>		24.3727-0005.2	580005	L= 1.256
ALFA ROMEO - 164 (164_) 01/87→10/98								
 Seilzug, Feststellbremse								
2.0	102	06/87→09/98		09/87→08/91; Scheibenbremse; <input checked="" type="checkbox"/>	1	24.3727-0514.2	580514	L= 2.950
2.0 Turbo	128	10/87→09/98		→08/91; Scheibenbremse; <input checked="" type="checkbox"/>	1	24.3727-0514.2	580514	L= 2.950
2.0 V6 Turbo	148	09/92→09/98		Scheibenbremse; nicht für Ausstattungsvariante: Super; <input checked="" type="checkbox"/>	1	24.3727-0514.2	580514	L= 2.950
ALFA ROMEO - 166 (936_) 09/98→06/07								
 Seilzug, Feststellbremse								
2.0 T.Spark	114	09/98→10/00		10/98→; Scheibenbremse; <input type="checkbox"/>		24.3727-0012.2	580012	L= 1.427 + Zub
2.0 V6	151	09/98→10/00				24.3727-0013.2	580013	L= 1.445 + Zub
2.4 JTD	100	09/98→10/00		10/98→; Scheibenbremse; <input type="checkbox"/>				
2.5 V6 24V	140	09/98→12/06						
3.0 V6 24V	166	09/98→06/07						
2.0 T.Spark	110	10/00→06/07		Scheibenbremse; <input type="checkbox"/>		24.3727-0012.2	580012	L= 1.427 + Zub
2.4 JTD	103 - 136	10/00→06/07		Scheibenbremse; <input type="checkbox"/>		24.3727-0013.2	580013	L= 1.445 + Zub
2.5 V6 24V	138	10/00→06/07						
3.0 V6 24V	162	10/00→06/07						
3.2 V6 24V	176	10/03→06/07						
ALFA ROMEO - BRERA (939_) 01/06→05/11								
 Seilzug, Feststellbremse								
1.8 TBi	147	05/09→06/10		Scheibenbremse; <input type="checkbox"/>		24.3727-0014.2	580014	L= 1.662
2.0 JTDM	125	05/09→06/10						
2.2 JTS	136	01/06→05/11		Scheibenbremse; <input type="checkbox"/>		24.3727-0015.2	580015	L= 1.577
2.4 JTDM 20V	147 - 154	01/06→03/11						
3.2 JTS	191	03/08→06/10						
3.2 JTS Q4	191	01/06→05/11						
2.0 JTDM	120	03/08→06/10		05/09→; Scheibenbremse; <input type="checkbox"/>		24.3727-0014.2	580014	L= 1.662
				05/09→; Scheibenbremse; <input type="checkbox"/>		24.3727-0015.2	580015	L= 1.577
ALFA ROMEO - GT (937_) 11/03→09/10								
 Seilzug, Feststellbremse								
1.8 TS	103	11/03→09/10		→07/10; Scheibenbremse; <input type="checkbox"/>		24.3727-0004.2	580004	L= 1.196
1.9 JTD	110 - 125	11/03→09/10		→07/10; Scheibenbremse; <input type="checkbox"/>		24.3727-0005.2	580005	L= 1.256
2.0 JTS	119 - 121	11/03→09/10						
3.2 GTA	176	11/03→09/10		→07/10; Scheibenbremse; <input type="checkbox"/>		24.3727-0004.2	580004	L= 1.196
ALFA ROMEO - MITO (955_) 08/08→10/18								
 Seilzug, Feststellbremse								
0.9	74	12/13→08/18		Scheibenbremse; <input type="checkbox"/>		24.3727-0579.2	580579	L= 1.654
0.9 TwinAir	63 - 77	07/11→08/18		Scheibenbremse; <input type="checkbox"/>		24.3727-0580.2	580580	L= 1.673
1.3 MultiJet	59 - 70	08/08→10/18		<input checked="" type="checkbox"/>		24.3727-0581.2	580581	L= 1.658
1.4	51 - 70	08/08→10/18		<input type="checkbox"/>		24.3727-0582.2	580582	L= 1.641
1.4 Bifuel	88	01/09→10/18						
1.4 MultiAir	77 - 125	09/09→10/18						
1.4 TB	103	12/13→10/18						
1.4 TJet	88 - 114	08/08→08/13						
1.4 Turbo MultiAir	99 - 120	10/09→10/18						
1.6 JTDM	85 - 88	08/08→08/15						
1.4	57	03/11→10/18		05/11→; Scheibenbremse; <input type="checkbox"/>		24.3727-0579.2	580579	L= 1.654
				05/11→; Scheibenbremse; <input type="checkbox"/>		24.3727-0580.2	580580	L= 1.673
				05/11→; <input type="checkbox"/>		24.3727-0581.2	580581	L= 1.658
				05/11→; <input type="checkbox"/>		24.3727-0582.2	580582	L= 1.641






















	kw			 	! #		
ALFA ROMEO - SPIDER (939_) 03/06→03/11							
 Seilzug, Feststellbremse							
1.8 TBi	147	05/09→03/11		Scheibenbremse; <input type="checkbox"/>		24.3727-0014.2 580014	L= 1.662
2.0 JTDM	120 - 125	04/09→03/11		Scheibenbremse; <input type="checkbox"/>		24.3727-0015.2 580015	L= 1.577
2.4 JTDM	147 - 154	03/06→03/11					
3.2 JTS	191	03/08→03/11					
2.2 JTS	136	03/06→03/11		04/06→; Scheibenbremse; <input type="checkbox"/>		24.3727-0014.2 580014	L= 1.662
3.2 JTS Q4	191	03/06→03/11		04/06→; Scheibenbremse; <input type="checkbox"/>		24.3727-0015.2 580015	L= 1.577
AUDI - A1 (8X1, 8XK) 05/10→10/18							
 Seilzug, Feststellbremse							
1.0 TFSI	60 - 70	03/15→10/18		Scheibenbremse; <input checked="" type="checkbox"/>	2	24.3727-3403.2 583403	L= 1.642
1.2 TFSI	63	05/10→04/15					
1.4 TDI	66	11/14→10/18					
1.4 TFSI	90 - 136	05/10→10/18					
1.4 TSI	110	11/14→10/18					
1.6 TDI	66 - 85	05/10→10/18					
2.0 TDI	100 - 105	09/11→04/15					
AUDI - A1 Allstreet (GBH) 07/19→							
 Radbremszylinder							
25 TFSI	70	07/22→	➔	+PR 1KA	2	24.3220-1757.3 020605	ALU
30 TFSI	81	07/22→					
35 TFSI	110	07/22→					
Zubehörsatz, Bremsbacken							
25 TFSI	70	07/22→	➔	+PR 1KA		03.0137-9309.2 669309	AP
30 TFSI	81	07/22→					
35 TFSI	110	07/22→					
 Bremsbackensatz							
25 TFSI	70	07/22→	➔	+PR 1KA		03.0137-0540.2 650540	Ø 228 x 42 + HEB
30 TFSI	81	07/22→					
35 TFSI	110	07/22→					
AUDI - A1 City Carver (GBH) 07/19→							
 Radbremszylinder							
25 TFSI	70	07/19→	➔	+PR 1KA	2	24.3220-1757.3 020605	ALU
30 TFSI	81 - 85	07/19→					
35 TFSI	110	07/19→					
Zubehörsatz, Bremsbacken							
25 TFSI	70	07/19→	➔	+PR 1KA		03.0137-9309.2 669309	AP
30 TFSI	81 - 85	07/19→					
35 TFSI	110	07/19→					
 Bremsbackensatz							
25 TFSI	70	07/19→	➔	+PR 1KA		03.0137-0540.2 650540	Ø 228 x 42 + HEB
30 TFSI	81 - 85	07/19→					
35 TFSI	110	07/19→					
AUDI - A1 Sportback (8XA, 8XF) 09/11→10/18							
 Seilzug, Feststellbremse							
1.0 TFSI	60 - 70	03/15→10/18		Scheibenbremse; <input checked="" type="checkbox"/>	2	24.3727-3403.2 583403	L= 1.642
1.2 TFSI	63	01/12→04/15					
1.4 TDI	66	11/14→10/18					
1.4 TFSI	90 - 136	11/11→10/18					
1.4 TSI	110	11/14→10/18					
1.6 TDI	66 - 85	11/11→10/18					
2.0 TDI	100 - 105	09/11→04/15					
























	kw					! #		
AUDI - A1 Sportback (GBA) 07/18→								
 Radbremszylinder								
25 TFSI 30 TFSI	70 81 - 85	11/18→ 07/18→	➔	+PR 1KA		2	24.3220-1757.3 020605	ALU
35 TFSI 40 TFSI	110 147 - 152	09/18→ 09/18→						
Zubehörsatz, Bremsbacken								
25 TFSI 30 TFSI	70 81 - 85	11/18→ 07/18→	➔	+PR 1KA			03.0137-9309.2 669309	AP
35 TFSI 40 TFSI	110 147 - 152	09/18→ 09/18→						
 Bremsbackensatz								
25 TFSI 30 TFSI	70 81 - 85	11/18→ 07/18→	➔	+PR 1KA			03.0137-0540.2 650540	Ø 228 x 42 + HEB
35 TFSI 40 TFSI	110 147 - 152	09/18→ 09/18→						
AUDI - A2 (8Z0) 02/00→08/05								
 Radbremszylinder								
1.2 TDI	45	03/01→08/05	➔	→ 07/05; +PR 1KR		2	24.3215-0903.3 020154	ALU
1.4	55	02/00→08/05	➔	06/00→ 07/05; +PR 1KB		2	24.3217-0908.3 020167	ALU
1.4 TDI	55	02/00→08/05	➔	06/00→ 07/05; +PR 1KR		2	24.3215-0903.3 020154	ALU
			➔	06/00→ 07/05; +PR 1KB		2	24.3217-0908.3 020167	ALU
Zubehörsatz, Bremsbacken								
1.2 TDI	45	03/01→08/05	➔	→ 07/05; +PR 1KR			03.0137-9008.2 669008	
1.4	55	02/00→08/05	➔	06/00→ 07/05; +PR 1KB			03.0137-9168.2 669168	VW
1.4 TDI	55	02/00→08/05	➔	06/00→ 07/05; +PR 1KR			03.0137-9008.2 669008	
			➔	06/00→ 07/05; +PR 1KB			03.0137-9168.2 669168	VW
 Bremstrommel								
1.4 1.4 TDI	55 55	02/00→08/05 02/00→08/05	➔	06/00→ 07/05; +PR 1KB			24.0220-0037.1 480161	Ø 240 x 50,1 / 201,5
 Bremsbackensatz								
1.4 1.4 TDI	55 55	02/00→08/05 02/00→08/05	➔	06/00→ 07/05; +PR 1KB			03.0137-0268.2 650268	VW Ø 200 x 40 + HEB
						03.0520-1517.3 691517	VW Ø 200 x 40 + RZ / + Zub TopKit	
			➔	06/00→ 07/05; +PR 1KR			03.0520-0415.3 690415	VW Ø 200 x 40 + RZ / + Zub TopKit
 Seilzug, Feststellbremse								
1.2 TDI	45	03/01→08/05		→ 8Z-3-010000; Trommelbremse; ☑		2	24.3727-0100.2 580100	L= 1.075
				8Z-3-010001→; → 07/05; ☑			24.3727-0100.2 580100	L= 1.075
				8Z-3-010001→; → 07/05; Trommelbremse; ☑			24.3727-0185.2 580185	L= 1.056
1.4 1.4 TDI	55 55	02/00→08/05 02/00→08/05		8Z-3-010001→; → 07/05; ☑			24.3727-0100.2 580100	L= 1.075
				06/00→; → 8Z-3-010000; Trommelbremse; ☑		2	24.3727-0100.2 580100	L= 1.075
				8Z-3-010001→; → 07/05; Trommelbremse; ☑			24.3727-0185.2 580185	L= 1.056
AUDI - A3 (8L1) 09/96→09/06								
 Seilzug, Feststellbremse								
1.6 1.8 1.8 T	74 75 92	09/96→05/03 09/96→05/03		→ 8L-X-200000; Scheibenbremse; ☑		2	24.3727-0149.2 580149	L= 1.688
				8L-Y-000001→; Scheibenbremse; ☑		2	24.3727-0173.2 580173	L= 1.693
1.8 T quattro	110	12/96→05/03		08/98→; Scheibenbremse; ☑		2	24.3727-0175.2 580175	L= 1.723
1.8 T quattro S3 quattro	132 154 - 165	10/98→05/03 03/99→05/03		Scheibenbremse; ☑		2	24.3727-0175.2 580175	L= 1.723
→								










	kw			 	! #		
AUDI - A3 (8L1) 09/96→09/06							
 Seilzug, Feststellbremse							
1.9 TDI	66 - 81	09/96→07/01		→ 8L-X-200000; Scheibenbremse; 	2	24.3727-0149.2 580149	L= 1.688
				8L-Y-000001→; → 06/01; Scheibenbremse; 	2	24.3727-0173.2 580173	L= 1.693
1.9 TDI	74	10/00→05/03		Scheibenbremse; 	2	24.3727-0173.2 580173	L= 1.693
1.9 TDI	96	08/00→05/03		09/00→; Scheibenbremse; 	2	24.3727-0173.2 580173	L= 1.693
1.9 TDI quattro	96	08/00→05/03		09/00→; Scheibenbremse; 	2	24.3727-0175.2 580175	L= 1.723
AUDI - A3 (8P1) 05/03→12/13							
 Seilzug, Feststellbremse							
1.2 TSI	77	04/10→08/12		Scheibenbremse; 	2	24.3727-2708.2 582708	L= 1.447
1.4 TFSI	92	09/07→08/12					
1.6	75	05/03→08/12					
1.6 E-Power	75	01/11→08/12					
1.6 FSI	85	08/03→09/07					
1.6 TDI	66 - 77	05/09→08/12					
1.8 TFSI quattro	118	07/08→08/12					
2.0 FSI	110	05/03→06/08					
2.0 TDI	100 - 125	05/03→08/12					
2.0 TDI 16V	103	05/03→08/12					
2.0 TDI 16V quattro	103	08/04→08/12					
2.0 TDI quattro	100 - 125	05/03→08/12					
2.0 TFSI	147	09/04→08/12					
2.0 TFSI quattro	147	09/04→08/12					
3.2 V6 quattro	184	07/03→05/09					
S3 quattro	195	11/06→08/12					
1.8 T	110	08/06→08/12		01/07→; Scheibenbremse; 	2	24.3727-2708.2 582708	L= 1.447
1.8 TFSI	118	11/06→08/12					
1.9 TDI	77	05/03→05/10		06/03→; Scheibenbremse; 	2	24.3727-2708.2 582708	L= 1.447
S3 quattro	188	02/07→08/12		07/08→; Scheibenbremse; 	2	24.3727-2708.2 582708	L= 1.447
AUDI - A3 Sportback (8PA) 09/04→12/15							
 Seilzug, Feststellbremse							
1.2 TSI	77	04/10→03/13		Scheibenbremse; 	2	24.3727-2708.2 582708	L= 1.447
1.4 TFSI	92	09/07→03/13					
1.6	75	09/04→03/13					
1.6 E-Power	75	01/11→03/13					
1.6 FSI	85	09/04→09/07					
1.6 TDI	66 - 77	05/09→03/13					
1.8 TFSI quattro	118	07/08→03/13					
1.9 TDI	77	09/04→05/10					
2.0 FSI	110	09/04→06/08					
2.0 TDI	100 - 125	09/04→03/13					
2.0 TDI 16V	103	09/04→03/13					
2.0 TDI 16V quattro	103	11/05→03/13					
2.0 TDI quattro	103 - 125	01/06→03/13					
2.0 TFSI	147	09/04→03/13					
2.0 TFSI quattro	147	09/04→03/13					
3.2 V6 quattro	184	09/04→05/09					
S3 quattro	188 - 195	06/08→03/13					
1.8 TFSI	118	11/06→03/13		01/07→; Scheibenbremse; 	2	24.3727-2708.2 582708	L= 1.447
RS3 quattro	250	01/11→12/12		04/11→; 	2	24.3727-0195.2 580195	L= 1.447
AUDI - A4 B5 (8D2) 11/94→12/01							
 Seilzug, Feststellbremse							
1.6	74 - 75	11/94→11/00		Scheibenbremse; 	2	24.3727-0155.2 580155	L= 1.812
1.8	85 - 92	11/94→11/00					
1.8 T	132	12/97→11/00					
1.9 TDI	66 - 85	01/95→11/00					
2.4	120	08/97→11/00					
2.5 TDI	110	09/97→11/00					
2.6	110	01/95→11/00					
2.8	128 - 142	09/95→11/00					
1.8 T	110	01/95→11/00		05/95→; Scheibenbremse; 	2	24.3727-0155.2 580155	L= 1.812
1.9 TDI	55	12/95→11/00		03/96→; Scheibenbremse; 	2	24.3727-0155.2 580155	L= 1.812
→							










	kW			 	! #		
AUDI - A4 B5 (8D2) 11/94→12/01							
 Seilzug, Feststellbremse							
1.9 TDI	81	10/95→11/00		02/96→; Scheibenbremse; <input checked="" type="checkbox"/>	2	24.3727-0155.2 580155	L= 1.812
2.4	121	03/97→11/00		→ 07/97; Scheibenbremse; <input checked="" type="checkbox"/>	2	24.3727-0155.2 580155	L= 1.812
				08/97→; Scheibenbremse; <input checked="" type="checkbox"/>	2	24.3727-0155.2 580155	L= 1.812
AUDI - A4 B5 Avant (8D5) 11/94→12/02							
 Seilzug, Feststellbremse							
1.6	74 - 75	11/94→09/01		→ 04/01; Scheibenbremse; <input checked="" type="checkbox"/>	2	24.3727-0155.2 580155	L= 1.812
1.8	85 - 92	07/95→09/01					
1.8 T	110 - 132	03/96→09/01					
1.9 TDI	55 - 85	02/96→09/01					
2.4	120	08/97→09/01					
2.5 TDI	110	09/97→09/01					
2.6	110	02/96→09/01					
2.8	142	10/96→09/01					
1.9 Hybrid	66	03/98→06/00		Scheibenbremse; <input checked="" type="checkbox"/>	2	24.3727-0155.2 580155	L= 1.812
2.8	140	03/99→09/00					
2.4	121	03/97→09/01		08/97→ 04/01; Scheibenbremse; <input checked="" type="checkbox"/>	2	24.3727-0155.2 580155	L= 1.812
AUDI - A4 B6 (8E2) 11/00→12/05							
 Seilzug, Feststellbremse							
1.6	75	11/00→12/04		12/00→; Scheibenbremse; <input type="checkbox"/>		24.3727-0182.2 580182	L= 1.928
1.8 T	110	11/00→07/02					
1.9 TDI	96	11/00→12/04		12/00→; Scheibenbremse; <input type="checkbox"/>		24.3727-0183.2 580183	L= 2.005
2.0	96	11/00→12/04					
3.0	162	11/00→12/04					
1.8 T	120 - 140	07/02→12/04		Scheibenbremse; <input type="checkbox"/>		24.3727-0182.2 580182	L= 1.928
1.9 TDI	74 - 85	05/01→12/04		Scheibenbremse; <input type="checkbox"/>		24.3727-0183.2 580183	L= 2.005
2.0 FSI	110	07/02→12/04					
2.4	120 - 125	09/01→12/04					
2.5 TDI	114 - 120	08/01→12/04					
3.0	160	04/01→12/04					
AUDI - A4 B6 Avant (8E5) 02/00→12/05							
 Seilzug, Feststellbremse							
1.6	75	09/01→12/04		Scheibenbremse; <input type="checkbox"/>		24.3727-0182.2 580182	L= 1.928
1.8 T	110 - 140	09/01→12/04		Scheibenbremse; <input type="checkbox"/>		24.3727-0183.2 580183	L= 2.005
1.9 TDI	74 - 96	09/01→12/04					
2.0	96	09/01→12/04					
2.0 FSI	110	07/02→12/04					
2.4	120 - 125	09/01→12/04					
2.5 TDI	114 - 120	09/01→12/04					
3.0	160 - 162	04/01→12/04					
AUDI - A4 B6 Cabriolet (8H7) 01/02→12/09							
 Seilzug, Feststellbremse							
1.8 T	120 - 125	07/02→12/05		Scheibenbremse; <input type="checkbox"/>		24.3727-0182.2 580182	L= 1.928
2.0	96	09/04→12/05		Scheibenbremse; <input type="checkbox"/>		24.3727-0183.2 580183	L= 2.005
2.4	120 - 125	04/02→12/05					
2.5 TDI	120	08/02→12/05					
3.0	160 - 162	04/02→12/05					
AUDI - A4 B7 (8EC) 11/04→06/08							
 Seilzug, Feststellbremse							
1.6	75	11/04→06/08		Scheibenbremse; <input type="checkbox"/>		24.3727-0182.2 580182	L= 1.928
1.8 T	120	11/04→06/08					
1.9 TDI	85	11/04→06/08		Scheibenbremse; <input type="checkbox"/>		24.3727-0183.2 580183	L= 2.005
2.0	96	11/04→06/08					
2.0 TFSI	125 - 162	11/04→06/08					
2.5 TDI	120	11/04→05/06					










	kw			 	! #		
AUDI - A4 B7 (8EC) 11/04→06/08							
 Seilzug, Feststellbremse							
3.0	160	11/04→05/06		Scheibenbremse; <input type="checkbox"/>		24.3727-0182.2 580182	L= 1.928
3.2 FSI	188	01/05→06/08		Scheibenbremse; <input type="checkbox"/>		24.3727-0183.2 580183	L= 2.005
AUDI - A4 B7 Avant (8ED) 11/04→06/08							
 Seilzug, Feststellbremse							
1.6	75	11/04→06/08		Scheibenbremse; <input type="checkbox"/>		24.3727-0182.2 580182	L= 1.928
1.8 T	120	11/04→06/08		Scheibenbremse; <input type="checkbox"/>		24.3727-0183.2 580183	L= 2.005
1.9 TDI	85	11/04→06/08					
2.0	96	11/04→06/08					
2.0 TFSI	125 - 162	11/04→06/08					
2.5 TDI	120	11/04→05/06					
3.0	160	11/04→05/06					
3.2 FSI	188	01/05→06/08					
AUDI - A4 B7 Cabriolet (8HE) 01/02→12/09							
 Seilzug, Feststellbremse							
1.8 T	120	01/06→03/09		Scheibenbremse; <input type="checkbox"/>		24.3727-0182.2 580182	L= 1.928
				Scheibenbremse; <input type="checkbox"/>		24.3727-0183.2 580183	L= 2.005
2.0 TDI	100 - 103	01/06→03/09		→ 11/08; Scheibenbremse; <input type="checkbox"/>		24.3727-0182.2 580182	L= 1.928
2.0 TFSI 16V	147	01/06→03/09		→ 11/08; Scheibenbremse; <input type="checkbox"/>		24.3727-0183.2 580183	L= 2.005
2.7 TDI	132	06/06→03/09					
3.2 FSI	188	01/06→03/09					
AUDI - A6 C4 (4A2) 06/94→10/97							
 Seilzug, Feststellbremse							
1.8	92	12/95→10/97		Scheibenbremse; <input checked="" type="checkbox"/>	2	24.3727-0154.2 580154	L= 1.491
1.9 TDI	66	06/94→10/97					
2.0	74 - 85	06/94→10/97					
2.0 16V	103	06/94→10/97					
2.5 TDI	85 - 103	06/94→10/97					
2.6	102 - 110	06/94→10/97					
2.8	128 - 142	06/94→10/97					
AUDI - A6 C4 Avant (4A5) 06/94→12/97							
 Seilzug, Feststellbremse							
1.8	92	12/95→12/97		Scheibenbremse; <input checked="" type="checkbox"/>	2	24.3727-0154.2 580154	L= 1.491
1.9 TDI	66	06/94→12/97					
2.0	74 - 85	06/94→12/97					
2.0 16V	103	06/94→12/97					
2.5 TDI	85 - 103	06/94→12/97					
2.6	102 - 110	06/94→12/97					
2.8	128 - 142	06/94→12/97					
AUDI - A6 C5 (4B2) 01/97→12/05							
 Seilzug, Feststellbremse							
1.8	85 - 92	05/97→01/05		Scheibenbremse; <input type="checkbox"/>		24.3727-0171.2 580171	L= 1.958
1.8 T	132	12/97→01/05		Scheibenbremse; <input type="checkbox"/>		24.3727-0172.2 580172	L= 1.958
1.9 TDI	81 - 96	04/97→01/05					
2.0	96	08/01→01/05					
2.4	100 - 125	07/98→01/05					
2.5 TDI	110 - 132	07/97→01/05					
2.7 T	169	02/99→01/05					
2.8	132 - 140	10/97→01/05					
3.0	160 - 162	06/01→01/05					
3.7	191	03/99→01/05					
1.8 T	110	01/97→01/05		04/97→; Scheibenbremse; <input type="checkbox"/>		24.3727-0171.2 580171	L= 1.958
2.4	115 - 121	02/97→01/05		04/97→; Scheibenbremse; <input type="checkbox"/>		24.3727-0172.2 580172	L= 1.958
2.8	142	02/97→01/05					
1.8 T quattro	110	02/97→01/05		04/97→; Scheibenbremse; <input checked="" type="checkbox"/>	2	24.3727-0178.2 580178	L= 1.925



















	kw			 	! #		
AUDI - A6 C5 (4B2) 01/97→12/05							
 Seilzug, Feststellbremse							
2.4 quattro	120 - 121	02/97→01/05		04/97→; Scheibenbremse; 	2	24.3727-0178.2 580178	L= 1.925
2.8 quattro	142	02/97→01/05					
1.8 T quattro	132	12/97→01/05		Scheibenbremse; 	2	24.3727-0178.2 580178	L= 1.925
2.4 quattro	115 - 125	08/98→01/05					
2.5 TDI quattro	110 - 132	07/97→01/05					
2.7 quattro	187	05/01→07/04					
2.7 T quattro	169 - 184	12/97→01/05					
2.8 quattro	132 - 140	01/98→05/01					
3.0 quattro	160 - 162	06/01→01/05					
3.7 quattro	191	03/99→01/05					
4.2 quattro	220	11/98→01/05					
S6 quattro	250	09/99→01/05					
AUDI - A6 C5 Avant (4B5) 11/97→01/05							
 Seilzug, Feststellbremse							
1.8	85 - 92	12/97→01/05		Scheibenbremse; 		24.3727-0171.2 580171	L= 1.958
1.8 T	110 - 132	12/97→01/05		Scheibenbremse; 		24.3727-0172.2 580172	L= 1.958
1.9 TDI	81 - 96	02/98→01/05					
2.0	96	08/01→01/05					
2.4	100 - 125	12/97→01/05					
2.5 TDI	110 - 132	12/97→01/05					
2.7 T	169	02/99→01/05					
2.8	132 - 142	12/97→01/05					
3.0	160 - 162	06/01→01/05					
1.8 T quattro	110 - 132	12/97→01/05		Scheibenbremse; 	2	24.3727-0178.2 580178	L= 1.925
2.4 quattro	115 - 125	12/97→01/05					
2.5 TDI quattro	110 - 132	12/97→01/05					
2.7 T quattro	169 - 184	12/97→01/05					
2.8 quattro	142	12/97→01/05					
3.0 quattro	160 - 162	06/01→01/05					
3.7	191	03/99→01/05					
3.7 quattro	191	03/99→01/05					
4.2 quattro	220	11/98→01/05					
S6 quattro	250	09/99→01/05					
AUDI - ALLROAD C5 (4BH) 05/00→08/05							
 Seilzug, Feststellbremse							
2.5 TDI quattro	120 - 132	05/00→08/05		→ 07/05; Scheibenbremse; 	2	24.3727-0178.2 580178	L= 1.925
2.7 quattro	187	09/00→08/05					
2.7 T quattro	184	05/00→08/05					
4.2 V8 quattro	220	07/02→08/05					
AUDI - CABRIOLET B3 (8G7) 05/91→08/00							
 Seilzug, Feststellbremse							
2.0 E	85	01/93→07/98		→ 8G-P-005533; Scheibenbremse; 		24.3727-0143.2 580143	L= 1.398
2.8	128	11/92→08/00		→ 8G-P-005533; Scheibenbremse; 		24.3727-0144.2 580144	L= 1.358
AUDI - Q7 (4LB) 03/06→01/16							
 Bremsbackensatz, Feststellbremse							
3.0 TDI quattro	150 - 180	03/06→08/15		+PR 1KF / 2EA / 1KD / 2EF		03.0137-0451.2 650451	Ø 210 x 30
3.0 TFSI quattro	200 - 245	05/10→08/15					
3.6 FSI quattro	206	08/06→05/10					
4.2 FSI quattro	257	03/06→05/10					
4.2 quattro	231	03/06→12/10					
4.2 TDI quattro	240 - 250	03/07→08/15					
6.0 TDI quattro	368	09/08→05/14					
→							

















	kW			 	! #		
AUDI - Q7 (4LB) 03/06→01/16							
Zubehörsatz, Feststellbremsbacken							
3.0 TDI quattro	150 - 180	03/06→08/15		+PR 1KF / 2EA / 1KD / 2EF		03.0137-9288.2 669288	
3.0 TFSI quattro	200 - 245	05/10→08/15				03.0137-9700.2 669700	
3.6 FSI quattro	206	08/06→05/10				03.0137-9702.2 669702	
4.2 FSI quattro	257	03/06→05/10					
4.2 quattro	231	03/06→12/10					
4.2 TDI quattro	240 - 250	03/07→08/15					
6.0 TDI quattro	368	09/08→05/14					
 Seilzug, Feststellbremse							
3.0 TDI quattro	150 - 176	11/07→08/15		06/10→; +PR 1KF / 2EA / 1KD / 2EF; Scheibenbremse; 	2	24.3727-3400.2 583400	L= 1.890
3.0 TFSI quattro	200 - 245	05/10→08/15					
4.2 TDI quattro	250	05/09→08/15					
6.0 TDI quattro	368	09/08→05/14					
3.0 TDI quattro	180	05/11→08/15		+PR 1KF / 2EA / 1KD / 2EF; Scheibenbremse; 	2	24.3727-3400.2 583400	L= 1.890
3.0 TFSI quattro	206	05/11→08/15					
AUDI - Q7 Van (4LB) 03/06→01/16							
 Bremsbackensatz, Feststellbremse							
3.0 TDI quattro	150 - 180	03/06→08/15	➔	+PR 1KF / 2EA / 1KD / 2EF		03.0137-0451.2 650451	Ø 210 x 30
3.0 TFSI quattro	245	05/10→08/15					
3.6 FSI quattro	206	08/06→05/10					
4.2 FSI quattro	257	08/06→05/10					
4.2 TDI quattro	240 - 250	03/07→08/15					
6.0 TDI quattro	368	09/08→05/14					
Zubehörsatz, Feststellbremsbacken							
3.0 TDI quattro	150 - 180	03/06→08/15		+PR 1KF / 2EA / 1KD / 2EF		03.0137-9288.2 669288	
3.0 TFSI quattro	245	05/10→08/15				03.0137-9700.2 669700	
3.6 FSI quattro	206	08/06→05/10				03.0137-9702.2 669702	
4.2 FSI quattro	257	08/06→05/10					
4.2 TDI quattro	240 - 250	03/07→08/15					
6.0 TDI quattro	368	09/08→05/14					
 Seilzug, Feststellbremse							
3.0 TDI quattro	150 - 180	11/10→08/15		+PR 1KF / 2EA / 1KD / 2EF; Scheibenbremse; 	2	24.3727-3400.2 583400	L= 1.890
3.0 TDI quattro	176	11/07→05/12		06/10→; +PR 1KF / 2EA / 1KD / 2EF; Scheibenbremse; 	2	24.3727-3400.2 583400	L= 1.890
3.0 TFSI quattro	245	05/10→08/15					
4.2 TDI quattro	250	03/07→08/15					
6.0 TDI quattro	368	09/08→05/14					
AUDI - TT (8N3) 10/98→12/06							
 Seilzug, Feststellbremse							
1.8 T	110 - 140	09/02→06/06		Scheibenbremse; 	2	24.3727-0189.2 580189	L= 1.617
1.8 T	132	10/98→06/06		8N-Y-011101→; Scheibenbremse; 	2	24.3727-0189.2 580189	L= 1.617
				→ 8N-Y-011100; Scheibenbremse; 	2	24.3727-0190.2 580190	L= 1.612
AUDI - TT Roadster (8N9) 10/99→12/06							
 Seilzug, Feststellbremse							
1.8 T	110 - 140	01/01→06/06		Scheibenbremse; 	2	24.3727-0189.2 580189	L= 1.617
1.8 T	132	10/99→06/06		8N-Y-011101→; Scheibenbremse; 	2	24.3727-0189.2 580189	L= 1.617
				→ 8N-Y-011100; Scheibenbremse; 	2	24.3727-0190.2 580190	L= 1.612
BMW - 1 (E81) 09/06→09/12							
 Bremsbackensatz, Feststellbremse							
116 d	66	01/11→12/11	➔			03.0137-0379.2 650379	Ø 161 x 20
116 i	85	09/07→12/11					
118 i	95 - 100	09/06→12/11					
120 d	120	03/07→12/11					
116 d	85	11/08→12/11	➔	03/09→ 05/11		03.0137-0379.2 650379	Ø 161 x 20
116 i	90	03/07→12/11	➔	09/07→ 12/08		03.0137-0379.2 650379	Ø 161 x 20
→							











	kw			 	! #		
BMW - 1 (E81) 09/06→09/12							
 Bremsbackensatz, Feststellbremse							
116 i	90	11/08→12/11	➡	01/09→ 05/11		03.0137-0379.2 650379	Ø 161 x 20
118 d	100 -	09/06→12/11	➡	04/07→ 05/11		03.0137-0379.2 650379	Ø 161 x 20
118 i	105	09/06→12/11					
120 i	120 -	03/07→09/12					
	125						
120 d	130 -	03/07→12/11	➡	→ 05/11		03.0137-0379.2 650379	Ø 161 x 20
	145						
120 i	115	03/07→12/11	➡	→ 03/07		03.0137-0379.2 650379	Ø 161 x 20
123 d	150	03/07→12/11	➡	10/07→ 05/11		03.0137-0305.2 650305	Ø 185 x 20
130 i	190 -	09/06→12/11	➡	→ 05/11		03.0137-0305.2 650305	Ø 185 x 20
	195						
Zubehörsatz, Feststellbremsbacken							
116 d	66	01/11→12/11				03.0137-9265.2 669265	
116 i	85	09/07→12/11				03.0137-9701.2 669701	
118 i	95 -	09/06→12/11				03.0137-9702.2 669702	
	100						
120 d	120	03/07→12/11					
116 d	85	11/08→12/11		03/09→ 05/11		03.0137-9265.2 669265	
						03.0137-9701.2 669701	
						03.0137-9702.2 669702	
116 i	90	03/07→12/11		09/07→ 12/08		03.0137-9265.2 669265	
						03.0137-9701.2 669701	
						03.0137-9702.2 669702	
116 i	90	11/08→12/11		01/09→ 05/11		03.0137-9265.2 669265	
						03.0137-9701.2 669701	
						03.0137-9702.2 669702	
118 d	100 -	09/06→12/11		04/07→ 05/11		03.0137-9265.2 669265	
	105					03.0137-9701.2 669701	
118 i	105	09/06→12/11				03.0137-9702.2 669702	
120 i	120 -	03/07→09/12					
	125						
120 d	130 -	03/07→12/11		→ 05/11		03.0137-9265.2 669265	
	145					03.0137-9701.2 669701	
						03.0137-9702.2 669702	
120 i	115	03/07→12/11		→ 03/07		03.0137-9265.2 669265	
						03.0137-9701.2 669701	
						03.0137-9702.2 669702	
123 d	150	03/07→12/11		10/07→ 05/11		03.0137-9062.2 669062	
						03.0137-9700.2 669700	
						03.0137-9702.2 669702	
130 i	190 -	09/06→12/11		→ 05/11		03.0137-9062.2 669062	
	195					03.0137-9700.2 669700	
						03.0137-9702.2 669702	
 Seilzug, Feststellbremse							
116 d	66	01/11→12/11			2	24.3727-0234.2 580234	L= 1.435
116 i	85	09/07→12/11					
118 i	95 -	09/06→12/11					
	100						
120 d	120	03/07→12/11					
116 d	85	11/08→12/11		03/09→ 05/11; ⚠	2	24.3727-0234.2 580234	L= 1.435
116 i	90	03/07→12/11		09/07→ 12/08; ⚠	2	24.3727-0234.2 580234	L= 1.435
116 i	90	11/08→12/11		01/09→ 05/11; ⚠	2	24.3727-0234.2 580234	L= 1.435
118 d	100 -	09/06→12/11		04/07→ 05/11; ⚠	2	24.3727-0234.2 580234	L= 1.435
	105						
118 i	105	09/06→12/11					
120 i	120 -	03/07→09/12					
	125						
120 d	130 -	03/07→12/11		→ 05/11; ⚠	2	24.3727-0234.2 580234	L= 1.435
	145						
130 i	190 -	09/06→12/11					
	195						
120 i	115	03/07→12/11		→ 03/07; ⚠	2	24.3727-0234.2 580234	L= 1.435
123 d	150	03/07→12/11		10/07→ 05/11; ⚠	2	24.3727-0234.2 580234	L= 1.435

















	kw			 	! #		
BMW - 1 (E87) 02/03→01/13							
 Bremsbackensatz, Feststellbremse							
116 d	66	01/11→12/11	➡			03.0137-0379.2 650379	Ø 161 x 20
116 d 116 i 120 d	85 90 130	03/09→06/11 01/09→06/11 03/07→06/11	➡	→ 05/11		03.0137-0379.2 650379	Ø 161 x 20
116 i	85	06/04→06/11	➡	09/04→ 08/07		03.0137-0379.2 650379	Ø 161 x 20
116 i	90	09/07→06/11	➡	→ 12/08		03.0137-0379.2 650379	Ø 161 x 20
118 d 118 i 120 d 120 i	90 95 110 110	06/04→02/07 07/04→02/07 06/04→02/07 06/04→02/07	➡	09/04→		03.0137-0379.2 650379	Ø 161 x 20
118 d 118 i 120 i	100 - 105 105 120 - 125	03/07→06/11 09/06→06/11 03/07→06/11 125	➡	04/07→ 05/11		03.0137-0379.2 650379	Ø 161 x 20
118 i 120 i	100 115	10/06→06/11 03/07→06/11	➡	→ 03/07		03.0137-0379.2 650379	Ø 161 x 20
118 i	125	03/07→12/07	➡	04/07→		03.0137-0379.2 650379	Ø 161 x 20
120 d	120	06/04→06/11	➡	09/04→ 02/07		03.0137-0379.2 650379	Ø 161 x 20
123 d	150	03/07→06/11	➡	10/07→ 05/11		03.0137-0305.2 650305	Ø 185 x 20
130 i	190	03/07→06/11	➡	→ 05/11		03.0137-0305.2 650305	Ø 185 x 20
130 i	195	09/05→02/07	➡			03.0137-0305.2 650305	Ø 185 x 20
Zubehörsatz, Feststellbremsbacken							
116 d	66	01/11→12/11				03.0137-9265.2 669265 03.0137-9701.2 669701 03.0137-9702.2 669702	
116 d 116 i 120 d	85 90 130	03/09→06/11 01/09→06/11 03/07→06/11		→ 05/11		03.0137-9265.2 669265 03.0137-9701.2 669701 03.0137-9702.2 669702	
116 i	85	06/04→06/11		09/04→ 08/07		03.0137-9265.2 669265 03.0137-9701.2 669701 03.0137-9702.2 669702	
116 i	90	09/07→06/11		→ 12/08		03.0137-9265.2 669265 03.0137-9701.2 669701 03.0137-9702.2 669702	
118 d 118 i 120 d 120 i	90 95 110 110	06/04→02/07 07/04→02/07 06/04→02/07 06/04→02/07		09/04→		03.0137-9265.2 669265 03.0137-9701.2 669701 03.0137-9702.2 669702	
118 d 118 i 120 i	100 - 105 105 120 - 125	03/07→06/11 09/06→06/11 03/07→06/11 125		04/07→ 05/11		03.0137-9265.2 669265 03.0137-9701.2 669701 03.0137-9702.2 669702	
118 i 120 i	100 115	10/06→06/11 03/07→06/11		→ 03/07		03.0137-9265.2 669265 03.0137-9701.2 669701 03.0137-9702.2 669702	
118 i	125	03/07→12/07		04/07→		03.0137-9265.2 669265 03.0137-9701.2 669701 03.0137-9702.2 669702	
120 d	120	06/04→06/11		09/04→ 02/07		03.0137-9265.2 669265 03.0137-9701.2 669701 03.0137-9702.2 669702	
123 d	150	03/07→06/11		10/07→ 05/11		03.0137-9062.2 669062 03.0137-9700.2 669700 03.0137-9702.2 669702	
130 i	190	03/07→06/11		→ 05/11		03.0137-9062.2 669062 03.0137-9700.2 669700 03.0137-9702.2 669702	
130 i	195	09/05→02/07				03.0137-9062.2 669062 03.0137-9700.2 669700 03.0137-9702.2 669702	
 Seilzug, Feststellbremse							
116 d 130 i	66 195	01/11→12/11 09/05→02/07		↓	2	24.3727-0234.2 580234	L= 1.435
→							















	kw			 	! #		
BMW - 1 (E87) 02/03→01/13							
 Seilzug, Feststellbremse							
116 d	85	03/09→06/11		→ 05/11; ↓	2	24.3727-0234.2 580234	L= 1.435
116 i	90	01/09→06/11					
120 d	130	03/07→06/11					
130 i	190	03/07→06/11					
116 i	85	06/04→06/11		09/04→ 08/07; ↓	2	24.3727-0234.2 580234	L= 1.435
116 i	90	09/07→06/11		→ 12/08; ↓	2	24.3727-0234.2 580234	L= 1.435
118 d	90	06/04→02/07		09/04→; ↓	2	24.3727-0234.2 580234	L= 1.435
118 i	95	07/04→02/07					
120 d	110	06/04→02/07					
120 i	110	06/04→02/07					
118 d	100 - 105	03/07→06/11		04/07→ 05/11; ↓	2	24.3727-0234.2 580234	L= 1.435
118 i	105	09/06→06/11					
120 i	120 - 125	03/07→06/11					
118 i	100	10/06→06/11		→ 03/07; ↓	2	24.3727-0234.2 580234	L= 1.435
120 i	115	03/07→06/11					
118 i	125	03/07→12/07		04/07→; ↓	2	24.3727-0234.2 580234	L= 1.435
120 d	120	06/04→06/11		09/04→ 02/07; ↓	2	24.3727-0234.2 580234	L= 1.435
123 d	150	03/07→06/11		10/07→ 05/11; ↓	2	24.3727-0234.2 580234	L= 1.435
BMW - 1 (F20) 07/11→06/19							
 Bremsbackensatz, Feststellbremse							
114 d	70	11/12→06/19	➡			03.0137-0379.2 650379	Ø 161 x 20
116 d	85	07/11→06/19					
116 i	80 - 100	07/11→06/19					
118 d	100 - 110	07/11→06/19					
118 d xDrive	105 - 110	07/13→06/19					
118 i	100 - 125	07/11→06/19					
120 d	120 - 151	07/11→06/19					
120 d xDrive	135 - 151	11/12→06/19					
120 i	130 - 135	03/15→06/19					
125 d	155 - 165	03/12→06/19					
125 i	160 - 175	03/12→06/19					
125 i Active Flex	160	11/14→11/17					
M 135 i	240	03/15→06/16					
M 135 i xDrive	235 - 240	11/12→06/16					
M 140 i	250	07/16→06/19					
M 140 i xDrive	250	07/16→06/19					
114 i	75	07/12→02/15	➡	09/12→		03.0137-0379.2 650379	Ø 161 x 20
M 135 i	235	07/12→02/15					
Zubehörsatz, Feststellbremsbacken							
114 d	70	11/12→06/19				03.0137-9265.2 669265	
116 d	85	07/11→06/19				03.0137-9701.2 669701	
116 i	80 - 100	07/11→06/19				03.0137-9702.2 669702	
118 d	100 - 110	07/11→06/19					
118 d xDrive	105 - 110	07/13→06/19					
118 i	100 - 125	07/11→06/19					
120 d	120 - 151	07/11→06/19					
120 d xDrive	135 - 151	11/12→06/19					
120 i	130 - 135	03/15→06/19					
125 d	155 - 165	03/12→06/19					
125 i	160 - 175	03/12→06/19					
125 i Active Flex	160	11/14→11/17					
M 135 i	240	03/15→06/16					
M 135 i xDrive	235 - 240	11/12→06/16					
M 140 i	250	07/16→06/19					
M 140 i xDrive	250	07/16→06/19					
→							























	kW			 	! #		
BMW - 1 (F20) 07/11→06/19							
Zubehörsatz, Feststellbremsbacken							
114 i M 135 i	75 235	07/12→02/15 07/12→02/15		09/12→		03.0137-9265.2 669265 03.0137-9701.2 669701 03.0137-9702.2 669702	
 Seilzug, Feststellbremse							
114 d 116 d 116 i 118 d 118 d xDrive 118 i 120 d 120 d xDrive 120 i 125 d 125 i 125 i Active Flex	70 85 80 - 100 100 - 105 - 100 - 120 - 135 - 130 - 155 - 160 - 160	11/12→06/19 07/11→06/19 07/11→06/19 07/11→06/19 07/13→06/19 07/11→06/19 07/11→06/19 11/12→06/19 03/15→06/19 03/12→06/19 03/12→06/19 11/14→11/17		nicht für heiße Klimazonen; Scheibenbremse; 	2	24.3727-0248.2 580248	L= 1.463
114 i	75	07/12→02/15		09/12→; Scheibenbremse; 	2	24.3727-0248.2 580248	L= 1.463
M 135 i M 135 i xDrive	235 235	07/12→02/15 11/12→02/15		01/15→; Scheibenbremse; 	2	24.3727-0248.2 580248	L= 1.463
M 135 i M 135 i xDrive M 140 i M 140 i xDrive	240 240 250 250	03/15→06/16 03/15→06/16 07/16→06/19 07/16→06/19		Scheibenbremse; 	2	24.3727-0248.2 580248	L= 1.463
BMW - 1 (F21) 12/11→							
 Bremsbackensatz, Feststellbremse							
114 d 116 d 116 i 118 d 118 d xDrive 118 i 120 d 120 d xDrive 120 i 125 d 125 i M 135 i M 135 i xDrive M 140 i M 140 i xDrive	70 85 80 - 100 100 - 105 - 100 - 120 - 130 - 165 165 - 175 240 240 250 250	06/15→ 12/11→ 12/11→ 12/11→ 05/13→ 07/12→ 01/12→ 03/15→ 03/15→ 03/15→ 03/13→ 03/15→ 03/15→ 10/15→ 09/15→				03.0137-0379.2 650379	Ø 161 x 20
114 d	70	07/12→		10/12→		03.0137-0379.2 650379	Ø 161 x 20
114 i M 135 i	75 235	07/12→01/15 12/11→		09/12→		03.0137-0379.2 650379	Ø 161 x 20
120 d xDrive M 135 i xDrive	135 - 147 235	01/12→ 02/12→		07/12→		03.0137-0379.2 650379	Ø 161 x 20
125 d 125 i	155 - 160 160	12/11→ 12/11→12/19		03/12→		03.0137-0379.2 650379	Ø 161 x 20
Zubehörsatz, Feststellbremsbacken							
114 d 116 d 116 i 118 d 118 d xDrive →	70 85 80 - 100 100 - 105 - 110	06/15→ 12/11→ 12/11→ 12/11→ 05/13→ 110				03.0137-9265.2 669265 03.0137-9701.2 669701 03.0137-9702.2 669702	










	kW			 	! #		
BMW - 1 (F21) 12/11→							
Zubehörsatz, Feststellbremsbacken							
118 i	100 - 125	07/12→				03.0137-9265.2 669265	
120 d	120 - 151	01/12→				03.0137-9701.2 669701	
120 d xDrive	140 - 151	03/15→				03.0137-9702.2 669702	
120 i	130 - 135	03/15→					
125 d	165	03/15→					
125 i	165 - 175	03/13→					
M 135 i	240	03/15→					
M 135 i xDrive	240	03/15→					
M 140 i	250	10/15→					
M 140 i xDrive	250	09/15→					
114 d	70	07/12→		10/12→		03.0137-9265.2 669265	
						03.0137-9701.2 669701	
						03.0137-9702.2 669702	
114 i	75	07/12→01/15		09/12→		03.0137-9265.2 669265	
M 135 i	235	12/11→				03.0137-9701.2 669701	
						03.0137-9702.2 669702	
120 d xDrive	135 - 147	01/12→		07/12→		03.0137-9265.2 669265	
M 135 i xDrive	235	02/12→				03.0137-9701.2 669701	
						03.0137-9702.2 669702	
125 d	155 - 160	12/11→		03/12→		03.0137-9265.2 669265	
125 i	160	12/11→12/19				03.0137-9701.2 669701	
						03.0137-9702.2 669702	
 Seilzug, Feststellbremse							
114 d	70	06/15→		nicht für heiße Klimazonen; Scheibenbremse; 	2	24.3727-0248.2 580248	L= 1.463
116 d	85	12/11→					
116 i	80 - 100	12/11→					
118 d	100 - 110	12/11→					
118 d xDrive	105 - 110	05/13→					
118 i	100 - 125	07/12→					
120 d	120 - 151	01/12→					
120 d xDrive	140 - 151	03/15→					
120 i	130 - 135	03/15→					
125 d	165	03/15→					
125 i	165 - 175	03/13→					
114 d	70	07/12→		10/12→; nicht für heiße Klimazonen; Scheibenbremse; 	2	24.3727-0248.2 580248	L= 1.463
114 i	75	07/12→01/15		09/12→; Scheibenbremse; 	2	24.3727-0248.2 580248	L= 1.463
120 d xDrive	135 - 147	01/12→		07/12→; nicht für heiße Klimazonen; Scheibenbremse; 	2	24.3727-0248.2 580248	L= 1.463
125 d	155 - 160	12/11→		03/12→; nicht für heiße Klimazonen; Scheibenbremse; 	2	24.3727-0248.2 580248	L= 1.463
125 i	160	12/11→12/19					
M 135 i	235	12/11→		01/15→; Scheibenbremse; 	2	24.3727-0248.2 580248	L= 1.463
M 135 i xDrive	235	02/12→					
M 135 i	240	03/15→		Scheibenbremse; 	2	24.3727-0248.2 580248	L= 1.463
M 135 i xDrive	240	03/15→					
M 140 i	250	10/15→					
M 140 i xDrive	250	09/15→					
BMW - 1 Cabriolet (E88) 12/07→12/13							
 Bremsbackensatz, Feststellbremse							
118 d	100 - 105	09/08→12/13	➡	→ 10/13		03.0137-0379.2 650379	Ø 161 x 20
118 i	100 - 105	03/08→12/13					
120 d	120 - 145	03/08→12/13					
120 i	115 - 120	03/08→12/13					
120 i	125	12/07→10/13	➡			03.0137-0379.2 650379	Ø 161 x 20
125 i	160	12/07→10/13					
128 i	172	12/07→10/13					
→							










	kw			 	! #		
BMW - 1 Cabriolet (E88) 12/07→12/13							
 Bremsbackensatz, Feststellbremse							
123 d 135 i	150 240	09/08→12/13 03/08→12/13	➡	→ 10/13		03.0137-0305.2 650305	Ø 185 x 20
135 i	225	03/08→10/13	➡			03.0137-0305.2 650305	Ø 185 x 20
Zubehörsatz, Feststellbremsbacken							
118 d	100 - 105	09/08→12/13		→ 10/13		03.0137-9701.2 669701	
118 i	100 - 105	03/08→12/13	➡	→ 10/13		03.0137-9702.2 669702	
120 d	120 - 145	03/08→12/13					
120 i	115 - 120	03/08→12/13					
120 i	125	12/07→10/13				03.0137-9701.2 669701	
125 i	160	12/07→10/13				03.0137-9702.2 669702	
128 i	172	12/07→10/13	➡			03.0137-9265.2 669265	
123 d 135 i	150 240	09/08→12/13 03/08→12/13		→ 10/13		03.0137-9700.2 669700	
			➡	→ 10/13		03.0137-9702.2 669702	
						03.0137-9062.2 669062	
135 i	225	03/08→10/13				03.0137-9700.2 669700	
			➡			03.0137-9702.2 669702	
						03.0137-9062.2 669062	
 Seilzug, Feststellbremse							
118 d	100 - 105	09/08→12/13		→ 10/13; Scheibenbremse; ⚠	2	24.3727-0234.2 580234	L= 1.435
118 i	100 - 105	03/08→12/13					
120 d	120 - 145	03/08→12/13					
120 i	115 - 120	03/08→12/13					
123 d 135 i	150 240	09/08→12/13 03/08→12/13					
120 i	125	12/07→10/13		Scheibenbremse; ⚠	2	24.3727-0234.2 580234	L= 1.435
125 i	160	12/07→10/13					
128 i	172	12/07→10/13					
135 i	225	03/08→10/13					
BMW - 1 Coupe (E82) 10/06→10/13							
 Bremsbackensatz, Feststellbremse							
118 d	100 - 105	09/09→10/13	➡			03.0137-0379.2 650379	Ø 161 x 20
120 d	120 - 130	09/07→10/13					
120 i	115	09/09→10/13					
125 i	160	03/08→10/13					
128 i	172	10/07→10/13					
120 d	145	09/07→10/13	➡	10/07→		03.0137-0379.2 650379	Ø 161 x 20
120 i	125	10/07→10/13	➡	09/09→		03.0137-0379.2 650379	Ø 161 x 20
123 d 135 i	150 225 - 240	10/07→10/13 10/07→10/13	➡			03.0137-0305.2 650305	Ø 185 x 20
M	250	03/11→06/12	➡	05/11→		03.0137-0305.2 650305	Ø 185 x 20
Zubehörsatz, Feststellbremsbacken							
118 d	100 - 105	09/09→10/13				03.0137-9701.2 669701	
120 d	120 - 130	09/07→10/13	➡			03.0137-9702.2 669702	
120 i	115	09/09→10/13				03.0137-9265.2 669265	
125 i	160	03/08→10/13					
128 i	172	10/07→10/13					
120 d	145	09/07→10/13		10/07→		03.0137-9701.2 669701	
			➡	10/07→		03.0137-9702.2 669702	
						03.0137-9265.2 669265	
120 i	125	10/07→10/13		09/09→		03.0137-9701.2 669701	
			➡	09/09→		03.0137-9702.2 669702	
						03.0137-9265.2 669265	
123 d 135 i	150 225 - 240	10/07→10/13 10/07→10/13	➡			03.0137-9700.2 669700	
						03.0137-9062.2 669062	
→							










	kw				! #		
BMW - 1 Coupe (E82) 10/06→10/13							
Zubehörsatz, Feststellbremsbacken							
M	250	03/11→06/12		05/11→		03.0137-9700.2 669700	
			➔	05/11→		03.0137-9062.2 669062	
 Seilzug, Feststellbremse							
118 d	100 - 105	09/09→10/13		Scheibenbremse; 	2	24.3727-0234.2 580234	L= 1.435
120 d	120 - 130	09/07→10/13					
120 i	115	09/09→10/13					
123 d	150	10/07→10/13					
125 i	160	03/08→10/13					
128 i	172	10/07→10/13					
135 i	225 - 240	10/07→10/13					
120 d	145	09/07→10/13		10/07→; Scheibenbremse; 	2	24.3727-0234.2 580234	L= 1.435
120 i	125	10/07→10/13		09/09→; Scheibenbremse; 	2	24.3727-0234.2 580234	L= 1.435
M	250	03/11→06/12		05/11→; Scheibenbremse; 	2	24.3727-0234.2 580234	L= 1.435
BMW - 1 Van (F20) 03/15→06/19							
 Bremsbackensatz, Feststellbremse							
118 d	110	03/15→06/19	➔			03.0137-0379.2 650379	Ø 161 x 20
118 i	100	07/15→06/19					
120 d	140	03/15→06/19					
120 i	135	07/16→06/19					
M 140 i	250	07/16→06/19					
Zubehörsatz, Feststellbremsbacken							
118 d	110	03/15→06/19				03.0137-9265.2 669265	
118 i	100	07/15→06/19				03.0137-9701.2 669701	
120 d	140	03/15→06/19				03.0137-9702.2 669702	
120 i	135	07/16→06/19					
M 140 i	250	07/16→06/19					
 Seilzug, Feststellbremse							
118 d	110	03/15→06/19		nicht für heiße Klimazonen; Scheibenbremse; 	2	24.3727-0248.2 580248	L= 1.463
118 i	100	07/15→06/19					
120 d	140	03/15→06/19					
120 i	135	07/16→06/19					
M 140 i	250	07/16→06/19		Scheibenbremse; 	2	24.3727-0248.2 580248	L= 1.463
BMW - 2 Cabriolet (F23) 03/14→							
 Bremsbackensatz, Feststellbremse							
218 d	100 - 110	07/15→	➔			03.0137-0379.2 650379	Ø 161 x 20
218 i	100	03/15→					
220 i	135	09/15→					
225 d	165	07/15→					
225 i	135	10/17→					
228 i	180	11/14→					
230 i	185	07/16→					
M 235 i	240	11/14→					
M 235 i xDrive	240	07/15→					
M 240 i	250	09/15→					
M 240 i xDrive	250	09/15→					
220 d	120 - 151	03/14→	➔	11/14→		03.0137-0379.2 650379	Ø 161 x 20
220 i	135	04/14→07/16					
Zubehörsatz, Feststellbremsbacken							
218 d	100 - 110	07/15→				03.0137-9265.2 669265	
218 i	100	03/15→				03.0137-9701.2 669701	
220 i	135	09/15→				03.0137-9702.2 669702	
225 d	165	07/15→					
225 i	135	10/17→					
228 i	180	11/14→					
230 i	185	07/16→					
M 235 i	240	11/14→					
M 235 i xDrive	240	07/15→					
M 240 i	250	09/15→					
M 240 i xDrive	250	09/15→					
220 d	120 - 151	03/14→		11/14→		03.0137-9265.2 669265	
220 i	135	04/14→07/16				03.0137-9701.2 669701	
→						03.0137-9702.2 669702	

	kw			 	! #		
BMW - 2 Cabriolet (F23) 03/14→							
 Seilzug, Feststellbremse							
218 d	100 - 110	07/15→		nicht für heiße Klimazonen; 	2	24.3727-0248.2 580248	L= 1.463
218 i	100	03/15→					
218 i	100	11/20→			2	24.3727-0248.2 580248	L= 1.463
220 i	135	09/15→					
225 i	135	10/17→					
228 i	180	11/14→					
230 i	185	07/16→					
M 235 i	240	11/14→					
M 235 i xDrive	240	07/15→					
M 240 i	250	09/15→					
M 240 i xDrive	250	09/15→					
220 d	120 - 151	03/14→		11/14→; für Fahrzeuge ohne Anhängervorrichtung; 	2	24.3727-0248.2 580248	L= 1.463
220 i	135	04/14→07/16		11/14→; 	2	24.3727-0248.2 580248	L= 1.463
225 d	165	07/15→		für Fahrzeuge ohne Anhängervorrichtung; 	2	24.3727-0248.2 580248	L= 1.463
BMW - 2 Coupe (F22, F87) 10/12→							
 Bremsbackensatz, Feststellbremse							
218 d	100 - 110	03/14→	➔			03.0137-0379.2 650379	Ø 161 x 20
218 i	100	03/15→					
220 d	120	11/14→					
220 d xDrive	120	03/15→					
220 i	135	10/13→					
225 d	160 - 165	01/14→					
225 i	135	10/17→					
228 i	180	07/14→					
230 i	185	07/16→					
M 235 i	240	10/13→					
M 235 i xDrive	240	07/14→					
M 240 i	250	09/15→					
M 240 i xDrive	250	09/15→					
220 d	135 - 147	10/12→11/14	➔	10/13→		03.0137-0379.2 650379	Ø 161 x 20
220 d	140 - 151	03/14→	➔	11/14→		03.0137-0379.2 650379	Ø 161 x 20
220 d xDrive	140 - 151	06/14→	➔	03/15→		03.0137-0379.2 650379	Ø 161 x 20
M2	272	11/15→06/18	➔			03.0137-0305.2 650305	Ø 185 x 20
M2 Competition	302	06/18→					
M2 CS	331	11/19→					
Zubehörsatz, Feststellbremsbacken							
218 d	100 - 110	03/14→				03.0137-9265.2 669265	
218 i	100	03/15→				03.0137-9701.2 669701	
220 d	120	11/14→				03.0137-9702.2 669702	
220 d xDrive	120	03/15→					
220 i	135	10/13→					
225 d	160 - 165	01/14→					
225 i	135	10/17→					
228 i	180	07/14→					
230 i	185	07/16→					
M 235 i	240	10/13→					
M 235 i xDrive	240	07/14→					
M 240 i	250	09/15→					
M 240 i xDrive	250	09/15→					
220 d	135 - 147	10/12→11/14		10/13→		03.0137-9265.2 669265	
						03.0137-9701.2 669701	
						03.0137-9702.2 669702	
220 d	140 - 151	03/14→		11/14→		03.0137-9265.2 669265	
						03.0137-9701.2 669701	
						03.0137-9702.2 669702	
220 d xDrive	140 - 151	06/14→		03/15→		03.0137-9265.2 669265	
						03.0137-9701.2 669701	
						03.0137-9702.2 669702	
M2	272	11/15→06/18				03.0137-9062.2 669062	
M2 Competition	302	06/18→				03.0137-9700.2 669700	
M2 CS	331	11/19→				03.0137-9702.2 669702	
➔							
















	kW			 	! #		
BMW - 2 Coupe (F22, F87) 10/12→							
 Seilzug, Feststellbremse							
218 d	100 - 110	03/14→		nicht für heiße Klimazonen; Scheibenbremse; 	2	24.3727-0248.2 580248	L= 1.463
218 i M 240 i M 240 i xDrive	100 250 250	03/15→ 09/15→ 09/15→					
220 d 220 d xDrive 225 d	120 120 160 - 165	11/14→ 03/15→ 01/14→		- AHK; Scheibenbremse; 	2	24.3727-0248.2 580248	L= 1.463
220 d	135 - 147	10/12→11/14		10/13→; - AHK; Scheibenbremse; 	2	24.3727-0248.2 580248	L= 1.463
220 d	140 - 151	03/14→		11/14→; - AHK; Scheibenbremse; 	2	24.3727-0248.2 580248	L= 1.463
220 d xDrive	140 - 151	06/14→		03/15→; - AHK; Scheibenbremse; 	2	24.3727-0248.2 580248	L= 1.463
220 i 225 i 228 i 230 i M 235 i M 235 i xDrive	135 135 180 185 240 240	10/13→ 10/17→ 07/14→ 07/16→ 10/13→ 07/14→		Scheibenbremse; 	2	24.3727-0248.2 580248	L= 1.463
BMW - 3 (E36) 09/90→11/98							
 Radbremszylinder							
316 i 318 i 318 tds	75 85 66	09/93→05/98 09/93→11/98 01/95→02/98	➔		2	24.3223-1601.3 020293	GG
Zubehörsatz, Bremsbacken							
316 i 318 i 318 tds	75 85 66	09/93→05/98 09/93→11/98 01/95→02/98	➔			03.0137-9147.2 669147	
 Bremstrommel							
316 i 318 i 318 tds	75 85 66	09/93→05/98 09/93→11/98 01/95→02/98	➔			24.0222-8013.1 480030	Ø 270 x 47 / 229,5
 Bremsbackensatz							
316 i 318 i 318 tds	75 85 66	09/93→05/98 09/93→11/98 01/95→02/98	➔			03.0137-0247.2 650247 03.0420-1223.3 681223 03.0520-1223.3 691223	Ø 229 x 42 + HEB TRW Ø 229 x 42 + RZ / + Zub Kit Ø 229 x 42 + RZ / + Zub TopKit
 Bremsbackensatz, Feststellbremse							
316 i 318 i 318 is 318 tds 320 i 323 i 325 td 325 tds 328 i M3 3.2	75 85 103 66 110 125 85 105 142 236	09/93→05/98 09/93→11/98 01/96→05/98 01/95→02/98 01/91→02/98 05/95→11/98 09/91→02/98 05/93→02/98 01/95→04/98 10/95→01/98	➔			03.0137-0248.2 650248	Ø 161 x 25
Zubehörsatz, Feststellbremsbacken							
316 i 318 i 318 is 318 tds 320 i 323 i 325 td 325 tds 328 i M3 3.2	75 85 103 66 110 125 85 105 142 236	09/93→05/98 09/93→11/98 01/96→05/98 01/95→02/98 01/91→02/98 05/95→11/98 09/91→02/98 05/93→02/98 01/95→04/98 10/95→01/98				03.0137-9148.2 669148	
 Seilzug, Feststellbremse							
316 i 318 i 318 tds	75 85 66	09/93→05/98 09/93→11/98 01/95→02/98		+ ABS; Scheibenbremse;  Trommelbremse; 	2 2	24.3727-0214.2 580214 24.3727-0218.2 580218	L= 1.631 L= 1.764
318 is 320 i 323 i 325 td 325 tds 328 i M3 3.2	103 110 125 85 105 142 236	01/96→05/98 01/91→02/98 05/95→11/98 09/91→02/98 05/93→02/98 01/95→04/98 10/95→01/98		Scheibenbremse; 	2	24.3727-0214.2 580214	L= 1.631









	kw			 	! #		
BMW - 3 (E46) 12/97→05/05							
 Bremsbackensatz, Feststellbremse							
316 i	77 - 85	12/98→02/05	➔			03.0137-0379.2 650379	Ø 161 x 20
318 d	85	09/01→02/05					
318 i	87 - 105	12/97→02/05					
320 d	95 - 110	02/98→05/05					
320 i	110 - 125	03/98→02/05					
323 i	120 - 125	03/98→09/00					
325 i	141	09/00→02/05					
328 i	142	02/98→06/00					
325 xi	141	09/00→02/05	➔			03.0137-0305.2 650305	Ø 185 x 20
330 d	135 - 150	10/99→02/05					
330 i	170	06/00→02/05					
330 xi	170	06/00→02/05					
330 i	168	01/01→04/05	➔	→ 02/05		03.0137-0305.2 650305	Ø 185 x 20
330 xd	135	01/00→02/03	➔	06/00→		03.0137-0305.2 650305	Ø 185 x 20
330 xd	150	09/02→12/04	➔	03/03→		03.0137-0305.2 650305	Ø 185 x 20
Zubehörsatz, Feststellbremsbacken							
316 i	77 - 85	12/98→02/05				03.0137-9265.2 669265	
318 d	85	09/01→02/05				03.0137-9701.2 669701	
318 i	87 - 105	12/97→02/05				03.0137-9702.2 669702	
320 d	95 - 110	02/98→05/05					
320 i	110 - 125	03/98→02/05					
323 i	120 - 125	03/98→09/00					
325 i	141	09/00→02/05					
328 i	142	02/98→06/00					
325 xi	141	09/00→02/05				03.0137-9062.2 669062	
330 d	135 - 150	10/99→02/05				03.0137-9700.2 669700	
330 i	170	06/00→02/05				03.0137-9702.2 669702	
330 xi	170	06/00→02/05					
330 i	168	01/01→04/05		→ 02/05		03.0137-9062.2 669062	
						03.0137-9700.2 669700	
						03.0137-9702.2 669702	
330 xd	135	01/00→02/03		06/00→		03.0137-9062.2 669062	
						03.0137-9700.2 669700	
						03.0137-9702.2 669702	
330 xd	150	09/02→12/04		03/03→		03.0137-9062.2 669062	
						03.0137-9700.2 669700	
						03.0137-9702.2 669702	
 Seilzug, Feststellbremse							
316 i	77 - 85	12/98→02/05		<input type="checkbox"/>		24.3727-0223.2 580223	L= 1.708
318 d	85	09/01→02/05		Scheibenbremse; <input type="checkbox"/>		24.3727-0224.2 580224	L= 1.693
318 i	87 - 105	12/97→02/05					
320 d	95 - 110	02/98→05/05					
320 i	110 - 125	03/98→02/05					
323 i	120 - 125	03/98→09/00					
325 i	141	09/00→02/05					
325 xi	141	09/00→02/05					
328 i	142	02/98→06/00					
330 d	135 - 150	10/99→02/05					
330 i	170	06/00→02/05					
330 xi	170	06/00→02/05					
330 i	168	01/01→04/05		→ 02/05; <input type="checkbox"/>		24.3727-0223.2 580223	L= 1.708
				→ 02/05; Scheibenbremse; <input type="checkbox"/>		24.3727-0224.2 580224	L= 1.693
330 xd	135	01/00→02/03		06/00→; <input type="checkbox"/>		24.3727-0223.2 580223	L= 1.708
				06/00→; Scheibenbremse; <input type="checkbox"/>		24.3727-0224.2 580224	L= 1.693
330 xd	150	09/02→12/04		03/03→; <input type="checkbox"/>		24.3727-0223.2 580223	L= 1.708
→							













	kW			 	! #		
BMW - 3 (E46) 12/97→05/05							
 Seilzug, Feststellbremse							
330 xd	150	09/02→12/04		03/03→; Scheibenbremse; <input type="checkbox"/>		24.3727-0224.2 580224	L= 1.693
BMW - 3 (E90) 02/04→02/12							
 Bremsbackensatz, Feststellbremse							
316 d	85	07/09→12/11	➔			03.0137-0379.2 650379	Ø 161 x 20
316 i	90	09/07→10/11					
318 d	100	02/07→10/11					
	105						
318 i	95 -	09/05→10/11					
	105						
320 d	120	12/04→10/11					
320 i	110 -	12/04→12/11					
	125						
316 i	85	09/05→10/11	➔	→ 08/07		03.0137-0379.2 650379	Ø 161 x 20
320 i	115	02/07→12/11					
318 d	90	03/05→08/07	➔	09/05→		03.0137-0379.2 650379	Ø 161 x 20
320 d	110 -	12/04→10/11	➔	für Behördenfahrzeuge		03.0137-0305.2 650305	Ø 185 x 20
	135		➔	nicht für Behördenfahrzeuge		03.0137-0379.2 650379	Ø 161 x 20
320 d xDrive	120 -	09/08→10/11	➔			03.0137-0305.2 650305	Ø 185 x 20
	135						
320 si	127	09/05→08/06					
325 d	145 -	09/06→10/11					
	150						
325 i xDrive	155 -	09/08→10/11					
	160						
325 xi	160	09/05→08/08					
330 d	155 -	09/05→12/11					
	180						
330 d xDrive	180	09/08→10/11					
330 i	190 -	12/04→12/11					
	200						
330 i xDrive	200	09/08→10/11					
330 xd	170	09/05→08/08					
330 xi	190 -	09/05→08/08					
	200						
335 d	210	09/06→12/11					
335 i	225	09/06→12/11					
335 i xDrive	224 -	05/08→10/11					
	240						
335 xi	225 -	09/06→08/08					
	240						
M3	309	12/07→10/11					
M3 CRT	331	03/11→12/11					
323 i	130 -	09/05→12/11	➔	für erhöhte Nutzlast		03.0137-0305.2 650305	Ø 185 x 20
	140						
325 i	155 -	12/04→12/11	➔	nicht für erhöhte Nutzlast		03.0137-0379.2 650379	Ø 161 x 20
	160						
328 i	172	09/06→12/11					
335 i	220 -	03/06→12/11	➔	09/06→		03.0137-0305.2 650305	Ø 185 x 20
	240						
335 xi	224	09/06→06/08	➔	03/07→		03.0137-0305.2 650305	Ø 185 x 20
Zubehörsatz, Feststellbremsbacken							
316 d	85	07/09→12/11				03.0137-9701.2 669701	
316 i	90	09/07→10/11				03.0137-9702.2 669702	
318 d	100	09/07→10/11					
318 i	95 -	09/05→10/11	➔			03.0137-9265.2 669265	
	105						
320 d	120	12/04→10/11					
320 i	110 -	12/04→10/11					
	125						
316 i	85	09/05→10/11		→ 08/07		03.0137-9701.2 669701	
320 i	115	02/07→12/11				03.0137-9702.2 669702	
			➔	→ 08/07		03.0137-9265.2 669265	
318 d	90	03/05→08/07		09/05→		03.0137-9701.2 669701	
						03.0137-9702.2 669702	
			➔	09/05→		03.0137-9265.2 669265	
318 d	105	02/07→10/11		09/07→		03.0137-9701.2 669701	
320 i	120	03/07→12/11				03.0137-9702.2 669702	
			➔			03.0137-9265.2 669265	
320 d	110 -	12/04→09/07		09/05→; für Behördenfahrzeuge		03.0137-9700.2 669700	
	115			09/05→; nicht für Behördenfahrzeuge		03.0137-9701.2 669701	
				09/05→		03.0137-9702.2 669702	
→							










	kW			 	! #			
BMW - 3 (E90) 02/04→02/12								
Zubehörsatz, Feststellbremsbacken								
320 d	110 - 115	12/04→09/07	➡	für Behördenfahrzeuge		03.0137-9062.2	669062	
			➡	nicht für Behördenfahrzeuge		03.0137-9265.2	669265	
320 d	130 - 135	09/07→10/11		für Behördenfahrzeuge		03.0137-9700.2	669700	
				nicht für Behördenfahrzeuge		03.0137-9701.2	669701	
						03.0137-9702.2	669702	
			➡	für Behördenfahrzeuge		03.0137-9062.2	669062	
			➡	nicht für Behördenfahrzeuge		03.0137-9265.2	669265	
320 d xDrive	120 - 135	09/08→10/11				03.0137-9700.2	669700	
325 d	145 - 150	09/06→10/11	➡			03.0137-9702.2	669702	
325 i xDrive	155 - 160	09/08→10/11						
325 xi	160	09/05→08/08						
330 d	155 - 180	09/05→12/11						
330 d xDrive	180	09/08→10/11						
330 i	190 - 200	12/04→12/11						
330 i xDrive	200	09/08→10/11						
330 xd	170	09/05→08/08						
330 xi	190 - 200	09/05→08/08						
335 d	210	09/06→12/11						
335 i	225	09/06→12/11						
335 i xDrive	224 - 240	05/08→10/11						
335 xi	225	03/07→08/08						
M3	309	12/07→10/11						
M3 CRT	331	03/11→12/11						
320 si	127	09/05→08/06	➡			03.0137-9062.2	669062	
			➡	06/06→		03.0137-9700.2	669700	
323 i	130 - 140	09/05→12/11		für erhöhte Nutzlast		03.0137-9700.2	669700	
325 i	155 - 160	12/04→12/11		nicht für erhöhte Nutzlast		03.0137-9701.2	669701	
328 i	172	09/06→12/11	➡	für erhöhte Nutzlast		03.0137-9702.2	669702	
			➡	nicht für erhöhte Nutzlast		03.0137-9265.2	669265	
335 i	220 - 240	03/06→12/11		09/06→		03.0137-9700.2	669700	
			➡	09/06→		03.0137-9702.2	669702	
335 xi	224	09/06→06/08		03/07→		03.0137-9700.2	669700	
			➡			03.0137-9702.2	669702	
335 xi	240	09/06→06/08		03/07→		03.0137-9700.2	669700	
			➡	03/07→		03.0137-9702.2	669702	
			➡			03.0137-9062.2	669062	
 Seilzug, Feststellbremse								
316 d	85	07/09→12/11		Scheibenbremse; 	2	24.3727-0233.2	580233	L= 1.535
316 i	90	09/07→10/11						
318 d	100	09/07→10/11						
318 i	95 - 105	09/05→10/11						
320 d	110 - 135	12/04→10/11						
320 d xDrive	120 - 135	09/08→10/11						
320 i	110 - 125	12/04→12/11						
320 si	127	09/05→08/06						
323 i	130 - 140	09/05→12/11						
325 d	145 - 150	09/06→10/11						
325 i	155 - 160	12/04→12/11						
325 i xDrive	155 - 160	09/08→10/11						
325 xi	160	09/05→08/08						
328 i	172	09/06→12/11						
➔								


























	kW			 	! #		
BMW - 3 (E90) 02/04→02/12							
 Seilzug, Feststellbremse							
330 d	155 - 180	09/05→12/11		Scheibenbremse; 	2	24.3727-0233.2 580233	L= 1.535
330 d xDrive	180	09/08→10/11					
330 i	190 - 200	12/04→12/11					
330 i xDrive	200	09/08→10/11					
330 xd	170	09/05→08/08					
330 xi	190 - 200	09/05→08/08					
335 d	210	09/06→12/11					
335 i	225	09/06→12/11					
335 i xDrive	224 - 240	05/08→10/11					
335 xi	224 - 225	09/06→08/08					
M3	309	12/07→10/11					
M3 CRT	331	03/11→12/11					
316 i	85	09/05→10/11		→ 08/07; Scheibenbremse; 	2	24.3727-0233.2 580233	L= 1.535
320 i	115	02/07→12/11					
318 d	90	03/05→08/07		09/05→; Scheibenbremse; 	2	24.3727-0233.2 580233	L= 1.535
318 d	105	02/07→10/11		09/07→; Scheibenbremse; 	2	24.3727-0233.2 580233	L= 1.535
335 i	220 - 240	03/06→12/11		09/06→; Scheibenbremse; 	2	24.3727-0233.2 580233	L= 1.535
335 xi	240	09/06→06/08		03/07→; Scheibenbremse; 	2	24.3727-0233.2 580233	L= 1.535
BMW - 3 (F30, F80) 11/11→10/18							
 Bremsbackensatz, Feststellbremse							
316 d	85	03/12→10/18	➡			03.0137-0379.2 650379	Ø 161 x 20
318 d	100 - 110	03/12→10/18					
318 i	100	07/15→10/18					
320 d	140	07/15→10/18					
320 i	125 - 135	03/12→10/18					
325 d	165	03/16→02/18					
316 i	100	07/12→08/16	➡	11/12→		03.0137-0379.2 650379	Ø 161 x 20
318 d xDrive	105 - 110	07/13→02/18	➡			03.0137-0305.2 650305	Ø 185 x 20
320 d xDrive	120 - 147	08/12→10/18					
320 i xDrive	135	07/12→10/18					
328 i xDrive	180	07/12→08/16					
330 d	190	07/12→10/18					
330 d xDrive	190	03/13→10/18					
330 i	185	07/15→10/18					
330 i xDrive	185	07/15→10/18					
335 d xDrive	230	07/13→10/18					
335 i	250	07/13→07/15					
335 i xDrive	225 - 250	07/12→07/15					
340 i	240 - 265	07/15→10/18					
340 i xDrive	240 - 265	07/15→10/18					
ActiveHybrid	250	07/12→06/15					
M3	317	03/14→10/18					
M3 Competition	331	03/16→10/18					
M3 CS	338	01/18→10/18					
320 d	120 - 147	11/11→10/18	➡	02/12→		03.0137-0379.2 650379	Ø 161 x 20
325 d	155 - 160	03/13→02/16	➡	04/13→		03.0137-0379.2 650379	Ø 161 x 20
328i	160	11/11→06/15	➡	02/12→; Motorcode: N20		03.0137-0305.2 650305	Ø 185 x 20
			➡	02/12→; Motorcode: N26		03.0137-0379.2 650379	Ø 161 x 20
328 i	180	11/11→10/18	➡	02/12→; Motorcode: N20 B20 C / N20 B20 A		03.0137-0305.2 650305	Ø 185 x 20
			➡	02/12→; Motorcode: N26 B20 A		03.0137-0379.2 650379	Ø 161 x 20
330 d	210	07/12→10/18	➡	09/15→		03.0137-0305.2 650305	Ø 185 x 20
330 d xDrive	210	03/13→10/18					
330 e	185	11/15→10/18	➡	01/16→		03.0137-0305.2 650305	Ø 185 x 20
335 i	225 - 240	11/11→07/15	➡	02/12→		03.0137-0305.2 650305	Ø 185 x 20
Zubehörsatz, Feststellbremsbacken							
316 d	85	03/12→10/18				03.0137-9265.2 669265	
318 d	100 - 110	03/12→10/18				03.0137-9701.2 669701	
→							













	kW			 	! #		
BMW - 3 (F30, F80) 11/11→10/18							
Zubehörsatz, Feststellbremsbacken							
318 i	100	07/15→10/18				03.0137-9702.2 669702	
320 d	140	07/15→10/18					
320 i	125 -	03/12→10/18					
	135						
325 d	165	03/16→02/18					
316 i	100	07/12→08/16		11/12→		03.0137-9265.2 669265 03.0137-9701.2 669701 03.0137-9702.2 669702	
318 d xDrive	105 -	07/13→02/18				03.0137-9062.2 669062	
	110						
320 d xDrive	120 -	08/12→10/18				03.0137-9700.2 669700	
	147						
320 i xDrive	135	07/12→10/18					
328 i xDrive	180	07/12→08/16					
330 d	190	07/12→10/18					
330 d xDrive	190	03/13→10/18					
330 i	185	07/15→10/18					
330 i xDrive	185	07/15→10/18					
335 d xDrive	230	07/13→10/18					
335 i	250	07/13→07/15					
335 i xDrive	225 -	07/12→07/15					
	250						
340 i	240 -	07/15→10/18					
	265						
340 i xDrive	240 -	07/15→10/18					
	265						
ActiveHybrid	250	07/12→06/15					
M3	317	03/14→10/18					
M3 Competition	331	03/16→10/18					
M3 CS	338	01/18→10/18					
320 d	120 -	11/11→10/18		02/12→		03.0137-9265.2 669265 03.0137-9701.2 669701 03.0137-9702.2 669702	
	147						
325 d	155 -	03/13→02/16		04/13→		03.0137-9265.2 669265 03.0137-9701.2 669701 03.0137-9702.2 669702	
	160						
328i	160	11/11→06/15		02/12→; Motorcode: N20		03.0137-9062.2 669062 03.0137-9700.2 669700 03.0137-9702.2 669702	
				02/12→; Motorcode: N26		03.0137-9062.2 669062 03.0137-9701.2 669701 03.0137-9702.2 669702	
328 i	180	11/11→10/18		02/12→		03.0137-9062.2 669062 03.0137-9702.2 669702	
				02/12→; Motorcode: N20 B20 A / N20 B20 C		03.0137-9700.2 669700	
				02/12→; Motorcode: N26 B20 A		03.0137-9701.2 669701	
330 d	210	07/12→10/18		09/15→		03.0137-9062.2 669062	
330 d xDrive	210	03/13→10/18				03.0137-9700.2 669700 03.0137-9702.2 669702	
330 e	185	11/15→10/18		01/16→		03.0137-9062.2 669062 03.0137-9700.2 669700 03.0137-9702.2 669702	
335 i	225 -	11/11→07/15		02/12→		03.0137-9062.2 669062 03.0137-9700.2 669700 03.0137-9702.2 669702	
	240						
 Seilzug, Feststellbremse							
316 d	85	03/12→10/18		↓	2	24.3727-0252.2 580252	L= 1.584
318 d	100 -	03/12→10/18					
	110						
318 d xDrive	105 -	07/13→02/18					
	110						
318 i	100	07/15→10/18					
320 d	140	07/15→10/18					
320 d xDrive	120 -	08/12→10/18					
	147						
320 i	125 -	03/12→10/18					
	135						
320 i xDrive	135	07/12→10/18					
325 d	165	03/16→02/18					
328 i xDrive	180	07/12→08/16					
330 d	190	07/12→10/18					
→							










	kW			 	! #		
BMW - 3 (F30, F80) 11/11→10/18							
 Seilzug, Feststellbremse							
330 d xDrive	190	03/13→10/18		↓	2	24.3727-0252.2 580252	L= 1.584
330 i	185	07/15→10/18					
330 i xDrive	185	07/15→10/18					
335 d xDrive	230	07/13→10/18					
335 i	250	07/13→07/15					
335 i xDrive	225 - 250	07/12→07/15					
340 i	240 - 265	07/15→10/18					
340 i xDrive	240 - 265	07/15→10/18					
ActiveHybrid	250	07/12→06/15					
316 i	100	07/12→08/16		11/12→; ↓	2	24.3727-0252.2 580252	L= 1.584
320 d	120 - 147	11/11→10/18		02/12→; ↓	2	24.3727-0252.2 580252	L= 1.584
328i	160	11/11→06/15					
328 i	180	11/11→10/18					
335 i	225 - 240	11/11→07/15					
325 d	155 - 160	03/13→02/16		04/13→; ↓	2	24.3727-0252.2 580252	L= 1.584
330 d	210	07/12→10/18		09/15→; ↓	2	24.3727-0252.2 580252	L= 1.584
330 d xDrive	210	03/13→10/18					
330 e	185	11/15→10/18		01/16→; ↓	2	24.3727-0252.2 580252	L= 1.584
BMW - 3 (G20, G80, G28) 11/18→							
 Bremsbackensatz, Feststellbremse							
M3	353	11/20→	➔			03.0137-0305.2 650305	Ø 185 x 20
M3 Competition	375	11/20→					
M3 Competition xDrive	375	05/21→					
Zubehörsatz, Feststellbremsbacken							
M3	353	11/20→				03.0137-9062.2 669062	
M3 Competition	375	11/20→				03.0137-9700.2 669700	
M3 Competition xDrive	375	05/21→				03.0137-9702.2 669702	
BMW - 3 Cabriolet (E36) 03/93→11/99							
 Bremsbackensatz, Feststellbremse							
318 i	85	03/94→11/99	➔			03.0137-0248.2 650248	Ø 161 x 25
320 i	110	12/93→11/99					
323 i	125	05/95→11/99					
328 i	142	01/95→11/99					
M3 3.2	236	03/96→09/99	➔			03.0137-0150.2 650150	Ø 180 x 25
Zubehörsatz, Feststellbremsbacken							
318 i	85	03/94→11/99				03.0137-9148.2 669148	
320 i	110	12/93→11/99					
323 i	125	05/95→11/99					
328 i	142	01/95→11/99					
M3 3.2	236	03/96→09/99				03.0137-9062.2 669062	
 Seilzug, Feststellbremse							
318 i	85	03/94→11/99		Scheibenbremse; ↓	2	24.3727-0214.2 580214	L= 1.631
320 i	110	12/93→11/99					
323 i	125	05/95→11/99					
328 i	142	01/95→11/99					
M3 3.2	236	03/96→09/99					
BMW - 3 Cabriolet (E46) 04/00→12/07							
 Bremsbackensatz, Feststellbremse							
318 Ci	100	12/00→08/06	➔	09/01→		03.0137-0379.2 650379	Ø 161 x 20
318 Ci	105	09/01→12/07	➔	→ 09/06		03.0137-0379.2 650379	Ø 161 x 20
320 Cd	110	02/05→12/07					
320 Ci	120 - 125	09/00→12/07					
318 Ci	110	03/04→08/06	➔			03.0137-0379.2 650379	Ø 161 x 20
323 Ci	120 - 125	04/00→09/00					
325 Ci	141	09/00→08/06					
330 Cd	150	08/05→12/07	➔	→ 09/06		03.0137-0305.2 650305	Ø 185 x 20
330 Ci	170	06/00→08/06	➔			03.0137-0305.2 650305	Ø 185 x 20
M3	252	03/01→08/06	➔			03.0137-0419.2 650419	Ø 185 x 30
→							

	kw			 	! #		
BMW - 3 Cabriolet (E46) 04/00→12/07							
Zubehörsatz, Feststellbremsbacken							
318 Ci	100	12/00→08/06		09/01→		03.0137-9265.2 669265 03.0137-9701.2 669701 03.0137-9702.2 669702	
318 Ci 320 Cd 320 Ci	105 110 120 - 125	09/01→12/07 02/05→12/07 09/00→12/07		→ 09/06		03.0137-9265.2 669265 03.0137-9701.2 669701 03.0137-9702.2 669702	
318 Ci 323 Ci	110 120 - 125	03/04→08/06 04/00→09/00				03.0137-9265.2 669265 03.0137-9701.2 669701 03.0137-9702.2 669702	
325 Ci	141	09/00→08/06				03.0137-9702.2 669702	
330 Cd	150	08/05→12/07		→ 09/06		03.0137-9062.2 669062 03.0137-9700.2 669700 03.0137-9702.2 669702	
330 Ci	170	06/00→08/06				03.0137-9062.2 669062 03.0137-9700.2 669700 03.0137-9702.2 669702	
M3	252	03/01→08/06				03.0137-9288.2 669288	
 Seilzug, Feststellbremse							
318 Ci	100	12/00→08/06		09/01→; <input type="checkbox"/>		24.3727-0223.2 580223 L= 1.708	
				09/01→; <input type="checkbox"/>		24.3727-0224.2 580224 L= 1.693	
318 Ci 320 Cd 320 Ci	105 110 120 - 125	09/01→12/07 02/05→12/07 09/00→12/07		→ 09/06; <input type="checkbox"/>		24.3727-0223.2 580223 L= 1.708	
				→ 09/06; <input type="checkbox"/>		24.3727-0224.2 580224 L= 1.693	
330 Cd	150	08/05→12/07					
318 Ci 323 Ci	110 120 - 125	03/04→08/06 04/00→09/00		<input type="checkbox"/>		24.3727-0223.2 580223 L= 1.708	
				<input type="checkbox"/>		24.3727-0224.2 580224 L= 1.693	
325 Ci 330 Ci M3	141 170 252	09/00→08/06 06/00→08/06 03/01→08/06					
BMW - 3 Cabriolet (E93) 05/06→12/13							
 Bremsbackensatz, Feststellbremse							
318 i	105	03/10→12/13	➡	→ 11/13		03.0137-0379.2 650379 Ø 161 x 20	
320 d 325 i 330 d	120 160 170 - 180	01/08→12/13 03/07→12/13 03/07→12/13	➡	→ 11/13		03.0137-0305.2 650305 Ø 185 x 20	
320 d 323 i 325 i 330 i M3	130 - 147 140 160 190 - 200 309	03/08→10/13 03/07→09/11 12/06→02/10 03/07→10/13 03/08→10/13	➡			03.0137-0305.2 650305 Ø 185 x 20	
320 d	145	09/07→02/10	➡	03/08→		03.0137-0305.2 650305 Ø 185 x 20	
320 i	115 - 120	09/06→10/13	➡	03/07→ 08/09		03.0137-0305.2 650305 Ø 185 x 20	
			➡	09/09→		03.0137-0379.2 650379 Ø 161 x 20	
320 i	125	03/07→10/13	➡	→ 08/09		03.0137-0305.2 650305 Ø 185 x 20	
			➡	09/09→		03.0137-0379.2 650379 Ø 161 x 20	
325 d	145 - 155	03/07→12/10	➡	09/07→		03.0137-0305.2 650305 Ø 185 x 20	
325 d	150	09/09→09/13	➡	03/10→		03.0137-0305.2 650305 Ø 185 x 20	
325 i	155	10/06→12/13	➡	03/07→ 11/13		03.0137-0305.2 650305 Ø 185 x 20	
335 i	225 - 240	05/06→10/13	➡	03/07→		03.0137-0305.2 650305 Ø 185 x 20	
Zubehörsatz, Feststellbremsbacken							
318 i	105	03/10→12/13		→ 11/13		03.0137-9265.2 669265 03.0137-9701.2 669701 03.0137-9702.2 669702	
320 d 325 i 330 d	120 160 170 - 180	01/08→12/13 03/07→12/13 03/07→12/13		→ 11/13		03.0137-9700.2 669700 03.0137-9702.2 669702 03.0137-9062.2 669062	
320 d	130 - 147	03/08→10/13				03.0137-9700.2 669700 03.0137-9702.2 669702	
→							











	kw			 	! #		
BMW - 3 Cabriolet (E93) 05/06→12/13							
Zubehörsatz, Feststellbremsbacken							
323 i 325 i 330 i M3	140 160 190 - 200 309	03/07→09/11 12/06→02/10 03/07→10/13 03/08→10/13	➔			03.0137-9062.2 669062	
320 d	145	09/07→02/10		03/08→		03.0137-9700.2 669700 03.0137-9702.2 669702	
			➔	03/08→		03.0137-9062.2 669062	
320 i	115 - 120	09/06→10/13		09/09→		03.0137-9265.2 669265 03.0137-9701.2 669701 03.0137-9702.2 669702	
				03/07→ 08/09		03.0137-9700.2 669700 03.0137-9702.2 669702	
			➔	03/07→ 08/09		03.0137-9062.2 669062	
320 i	125	03/07→10/13		09/09→		03.0137-9265.2 669265 03.0137-9701.2 669701 03.0137-9702.2 669702	
				→ 08/09		03.0137-9700.2 669700 03.0137-9702.2 669702	
			➔	→ 08/09		03.0137-9062.2 669062	
325 d	145 - 155	03/07→12/10		09/07→		03.0137-9700.2 669700 03.0137-9702.2 669702	
			➔	09/07→		03.0137-9062.2 669062	
325 d	150	09/09→09/13		03/10→		03.0137-9700.2 669700 03.0137-9702.2 669702	
			➔	03/10→		03.0137-9062.2 669062	
325 i	155	10/06→12/13		03/07→ 11/13		03.0137-9700.2 669700 03.0137-9702.2 669702	
			➔	03/07→ 11/13		03.0137-9062.2 669062	
335 i	225 - 240	05/06→10/13		03/07→		03.0137-9700.2 669700 03.0137-9702.2 669702	
			➔	03/07→		03.0137-9062.2 669062	
 Seilzug, Feststellbremse							
318 i 320 d 325 i 330 d	105 120 160 170 - 180	03/10→12/13 01/08→12/13 03/07→12/13 03/07→12/13		→ 11/13; Scheibenbremse; ⚙	2	24.3727-0233.2 580233	L= 1.535
320 d 320 i 323 i 325 i 330 i M3	130 - 147 125 140 160 190 - 200 309	03/08→10/13 03/07→10/13 03/07→09/11 12/06→02/10 03/07→10/13 03/08→10/13		Scheibenbremse; ⚙	2	24.3727-0233.2 580233	L= 1.535
320 d	145	09/07→02/10		03/08→; Scheibenbremse; ⚙	2	24.3727-0233.2 580233	L= 1.535
320 i 335 i	115 - 120 225 - 240	09/06→10/13 05/06→10/13		03/07→; Scheibenbremse; ⚙	2	24.3727-0233.2 580233	L= 1.535
325 d	145 - 155	03/07→12/10		09/07→; Scheibenbremse; ⚙	2	24.3727-0233.2 580233	L= 1.535
325 d	150	09/09→09/13		03/10→; Scheibenbremse; ⚙	2	24.3727-0233.2 580233	L= 1.535
325 i	155	10/06→12/13		03/07→ 11/13; Scheibenbremse; ⚙	2	24.3727-0233.2 580233	L= 1.535
BMW - 3 Compact (E36) 01/94→08/00							
 Radbremszylinder							
316 g 316 i 318 tds	75 75 66	02/96→08/00 01/94→08/00 06/95→08/00	➔		2	24.3222-1616.3 020322	GG
Zubehörsatz, Bremsbacken							
316 g 316 i 318 tds ➔	75 75 66	02/96→08/00 01/94→08/00 06/95→08/00	➔			03.0137-9147.2 669147	




















	kw			 	! #		
BMW - 3 Compact (E36) 01/94→08/00							
 Bremstrommel							
316 g 316 i 318 tds	75 75 66	02/96→08/00 01/94→08/00 06/95→08/00	➔			24.0222-8013.1 480030	Ø 270 x 47 / 229,5
 Bremsbackensatz							
316 g 316 i 318 tds	75 75 66	02/96→08/00 01/94→08/00 06/95→08/00	➔			03.0137-0247.2 650247 03.0420-5322.3 685322 03.0520-5322.3 695322	Ø 229 x 42 + HEB Ø 229 x 42 + RZ / + Zub Kit Ø 229 x 42 + RZ / + Zub TopKit
 Bremsbackensatz, Feststellbremse							
316 g 316 i 318 tds 318 ti 323 ti	75 75 - 77 66 103 120 - 125	02/96→08/00 01/94→08/00 06/95→08/00 01/96→08/99 09/97→08/00	➔			03.0137-0248.2 650248	Ø 161 x 25
Zubehörsatz, Feststellbremsbacken							
316 g 316 i 318 tds 318 ti 323 ti	75 75 - 77 66 103 120 - 125	02/96→08/00 01/94→08/00 06/95→08/00 01/96→08/99 09/97→08/00				03.0137-9148.2 669148	
 Seilzug, Feststellbremse							
316 g 316 i 318 tds 318 ti 323 ti	75 75 - 77 66 103 120 - 125	02/96→08/00 01/94→08/00 06/95→08/00 01/96→08/99 09/97→08/00		Trommelbremse; <input type="checkbox"/> Scheibenbremse; <input type="checkbox"/>	2 2	24.3727-0222.2 580222 24.3727-0227.2 580227	L= 1.740 L= 1.683
BMW - 3 Compact (E46) 03/01→02/05							
 Bremsbackensatz, Feststellbremse							
316 ti 318 td 320 td 325 ti 318 ti	77 - 85 85 100 - 110 141 100 - 105	06/01→02/05 03/03→02/05 09/01→02/05 04/01→12/04 03/01→12/04	➔			03.0137-0379.2 650379 03.0137-0379.2 650379	Ø 161 x 20 Ø 161 x 20
Zubehörsatz, Feststellbremsbacken							
316 ti 318 td 320 td 325 ti 318 ti	77 - 85 85 100 - 110 141 100 - 105	06/01→02/05 03/03→02/05 09/01→02/05 04/01→12/04 03/01→12/04				03.0137-9265.2 669265 03.0137-9701.2 669701 03.0137-9702.2 669702 03.0137-9265.2 669265 03.0137-9701.2 669701 03.0137-9702.2 669702	
 Seilzug, Feststellbremse							
316 ti 318 td 320 td 325 ti 318 ti	77 - 85 85 100 - 110 141 100 - 105	06/01→02/05 03/03→02/05 09/01→02/05 04/01→12/04 03/01→12/04		<input type="checkbox"/> <input type="checkbox"/> 09/01→; <input type="checkbox"/> 09/01→; <input type="checkbox"/>		24.3727-0223.2 580223 24.3727-0224.2 580224 24.3727-0223.2 580223 24.3727-0224.2 580224	L= 1.708 L= 1.693 L= 1.708 L= 1.693
BMW - 3 Coupe (E36) 10/91→05/99							
 Radbremszylinder							
316 i	75	09/93→11/98	➔		2	24.3223-1601.3 020293	GG
Zubehörsatz, Bremsbacken							
316 i ➔	75	09/93→11/98	➔			03.0137-9147.2 669147	












	kw					! #		
BMW - 3 Coupe (E36) 10/91→05/99								
 Bremstrommel								
316 i	75	09/93→11/98	➔			24.0222-8013.1	480030	Ø 270 x 47 / 229,5
 Bremsbackensatz								
316 i	75	09/93→11/98	➔			03.0137-0247.2	650247	Ø 229 x 42 + HEB
						03.0420-1223.3	681223	TRW Ø 229 x 42 + RZ / + Zub Kit
						03.0520-1223.3	691223	Ø 229 x 42 + RZ / + Zub TopKit
 Bremsbackensatz, Feststellbremse								
316 i	75	09/93→11/98	➔			03.0137-0248.2	650248	Ø 161 x 25
318 is	103	09/95→04/99						
320 i	110	12/91→11/98						
323 i	125	05/95→04/99						
328 i	142	01/95→04/99						
M3 3.2	236	10/95→11/98	➔			03.0137-0150.2	650150	Ø 180 x 25
Zubehörsatz, Feststellbremsbacken								
316 i	75	09/93→11/98				03.0137-9148.2	669148	
318 is	103	09/95→04/99						
320 i	110	12/91→11/98						
323 i	125	05/95→04/99						
328 i	142	01/95→04/99						
M3 3.2	236	10/95→11/98				03.0137-9062.2	669062	
 Seilzug, Feststellbremse								
316 i	75	09/93→11/98		für Fahrzeuge mit Scheibenbremse an der Hinterachse; Scheibenbremse; ⚡	2	24.3727-0214.2	580214	L= 1.631
				für Fahrzeuge mit Trommelbremse an der Hinterachse; Trommelbremse; ⚡	2	24.3727-0218.2	580218	L= 1.764
318 is	103	09/95→04/99		Scheibenbremse; ⚡	2	24.3727-0214.2	580214	L= 1.631
320 i	110	12/91→11/98						
323 i	125	05/95→04/99						
328 i	142	01/95→04/99						
M3 3.2	236	10/95→11/98						
BMW - 3 Coupe (E46) 12/98→07/06								
 Bremsbackensatz, Feststellbremse								
316 Ci	77 - 85	04/00→07/06	➔			03.0137-0379.2	650379	Ø 161 x 20
318 Ci	85 - 110	12/99→05/06						
320 Cd	110	11/03→07/06						
323 Ci	120 - 125	04/99→09/00						
325 Ci	141	09/00→05/06						
328 Ci	142	12/98→05/00						
318 Ci	100	12/00→05/06	➔	09/01→		03.0137-0379.2	650379	Ø 161 x 20
320 Ci	110	02/99→08/01	➔	08/99→ 09/00		03.0137-0379.2	650379	Ø 161 x 20
320 Ci	120 - 125	01/00→05/06	➔	09/00→		03.0137-0379.2	650379	Ø 161 x 20
330 Cd	150	03/03→07/06	➔			03.0137-0305.2	650305	Ø 185 x 20
330 Ci	170	06/00→05/06						
330 xi	170	06/00→07/06						
M3	252	07/00→05/06	➔			03.0137-0419.2	650419	Ø 185 x 30
M3 CSL	265	05/03→12/03						
Zubehörsatz, Feststellbremsbacken								
316 Ci	77 - 85	04/00→07/06				03.0137-9265.2	669265	
318 Ci	85 - 110	12/99→05/06				03.0137-9701.2	669701	
						03.0137-9702.2	669702	
320 Cd	110	11/03→07/06						
323 Ci	120 - 125	04/99→09/00						
325 Ci	141	09/00→05/06						
328 Ci	142	12/98→05/00						
318 Ci	100	12/00→05/06		09/01→		03.0137-9265.2	669265	
						03.0137-9701.2	669701	
						03.0137-9702.2	669702	
320 Ci	110	02/99→08/01		08/99→ 09/00		03.0137-9265.2	669265	
						03.0137-9701.2	669701	
						03.0137-9702.2	669702	
320 Ci	120 - 125	01/00→05/06		09/00→		03.0137-9265.2	669265	
→								











	kw			 	! #		
BMW - 3 Coupe (E46) 12/98→07/06							
Zubehörsatz, Feststellbremsbacken							
320 Ci	120 - 125	01/00→05/06		09/00→		03.0137-9701.2 669701 03.0137-9702.2 669702	
330 Cd 330 Ci 330 xi	150 170 170	03/03→07/06 06/00→05/06 06/00→07/06				03.0137-9062.2 669062 03.0137-9700.2 669700 03.0137-9702.2 669702	
M3 M3 CSL	252 265	07/00→05/06 05/03→12/03				03.0137-9288.2 669288	
 Seilzug, Feststellbremse							
316 Ci	77 - 85	04/00→07/06		Scheibenbremse; <input type="checkbox"/>		24.3727-0223.2 580223	L= 1.708
318 Ci	85 - 110	12/99→05/06		Scheibenbremse; <input type="checkbox"/>		24.3727-0224.2 580224	L= 1.693
320 Cd 323 Ci	110 120 - 125	11/03→07/06 04/99→09/00					
325 Ci 328 Ci 330 Cd 330 Ci 330 xi M3 M3 CSL	141 142 150 170 170 252 265	09/00→05/06 12/98→05/00 03/03→07/06 06/00→05/06 06/00→07/06 07/00→05/06 05/03→12/03					
318 Ci	100	12/00→05/06		09/01→; Scheibenbremse; <input type="checkbox"/>		24.3727-0223.2 580223	L= 1.708
				09/01→; Scheibenbremse; <input type="checkbox"/>		24.3727-0224.2 580224	L= 1.693
320 Ci	110	02/99→08/01		08/99→ 09/00; Scheibenbremse; <input type="checkbox"/>		24.3727-0223.2 580223	L= 1.708
				08/99→ 09/00; Scheibenbremse; <input type="checkbox"/>		24.3727-0224.2 580224	L= 1.693
320 Ci	120 - 125	01/00→05/06		09/00→; Scheibenbremse; <input type="checkbox"/>		24.3727-0223.2 580223	L= 1.708
				09/00→; Scheibenbremse; <input type="checkbox"/>		24.3727-0224.2 580224	L= 1.693
BMW - 3 Coupe (E92) 01/05→12/13							
 Bremsbackensatz, Feststellbremse							
316 i 320 d	90 120 - 147	09/07→06/13 03/07→06/13	➔			03.0137-0379.2 650379	Ø 161 x 20
325 i	150 - 160	09/07→10/13					
328 i 328 xi	172 172	06/06→06/13 09/06→08/08					
318 i 320 i	105 115 - 125	03/10→12/13 03/07→12/13	➔	→ 06/13		03.0137-0379.2 650379	Ø 161 x 20
320 d	130 - 145	09/06→02/10	➔	03/07→		03.0137-0379.2 650379	Ø 161 x 20
320 d xDrive 325 i xDrive 325 xi	120 - 147 150 - 155 155 - 160	09/08→06/13 09/08→06/13 09/06→02/10	➔			03.0137-0305.2 650305	Ø 185 x 20
328 i xDrive 330 d xDrive 330 i	172 180 190 - 200	09/08→06/13 02/10→06/13 09/06→06/13					
330 i xDrive 330 xd 330 xi	200 180 190 - 200	03/10→06/13 03/08→02/10 09/06→02/10					
335 i 335 i xDrive	224 224 - 240	03/07→06/13 11/08→12/13					
M3	309	06/07→06/13					
320 i	120	01/07→12/13	➔	03/07→ 06/13		03.0137-0379.2 650379	Ø 161 x 20
323 i 325 i	140 160	04/06→02/12 06/06→02/10	➔	09/06→		03.0137-0379.2 650379	Ø 161 x 20
325 d	145 - 155	02/07→02/10	➔	03/07→		03.0137-0305.2 650305	Ø 185 x 20
325 d 325 i xDrive 330 d M3 GTS	150 160 180 331	09/09→12/13 09/08→12/13 01/09→12/13 03/07→12/13	➔	→ 06/13		03.0137-0305.2 650305	Ø 185 x 20
330 d 330 xd 335 d 335 i	170 170 210 225 - 240	03/06→08/08 03/06→08/08 03/06→03/13 06/06→06/13	➔	09/06→		03.0137-0305.2 650305	Ø 185 x 20
→							










	kw			 	! #		
BMW - 3 Coupe (E92) 01/05→12/13							
 Bremsbackensatz, Feststellbremse							
335 xi	225 - 240	03/07→02/10	➔	09/07→		03.0137-0305.2 650305	Ø 185 x 20
Zubehörsatz, Feststellbremsbacken							
316 i	90	09/07→06/13				03.0137-9265.2 669265	
320 d	120 - 147	03/07→06/13				03.0137-9701.2 669701	
325 i	150 - 160	09/07→10/13				03.0137-9702.2 669702	
328 i	172	06/06→06/13					
328 xi	172	09/06→08/08					
318 i	105	03/10→12/13		→ 06/13		03.0137-9265.2 669265	
320 i	115 - 125	03/07→12/13				03.0137-9701.2 669701	
						03.0137-9702.2 669702	
320 d	130 - 145	09/06→02/10		03/07→		03.0137-9265.2 669265	
						03.0137-9701.2 669701	
						03.0137-9702.2 669702	
320 d xDrive	120 - 147	09/08→06/13				03.0137-9700.2 669700	
325 i xDrive	150 - 155	09/08→06/13				03.0137-9702.2 669702	
325 xi	155 - 160	09/06→02/10	➔			03.0137-9062.2 669062	
328 i xDrive	172	09/08→06/13					
330 d xDrive	180	02/10→06/13					
330 i	190 - 200	09/06→06/13					
330 i xDrive	200	03/10→06/13					
330 xd	180	03/08→02/10					
330 xi	190 - 200	09/06→02/10					
335 i	224	03/07→06/13					
335 i xDrive	224 - 240	11/08→12/13					
M3	309	06/07→06/13					
320 i	120	01/07→12/13		03/07→ 06/13		03.0137-9265.2 669265	
						03.0137-9701.2 669701	
						03.0137-9702.2 669702	
323 i	140	04/06→02/12		09/06→		03.0137-9265.2 669265	
325 i	160	06/06→02/10				03.0137-9701.2 669701	
						03.0137-9702.2 669702	
325 d	145 - 155	02/07→02/10		03/07→		03.0137-9700.2 669700	
						03.0137-9702.2 669702	
			➔	03/07→		03.0137-9062.2 669062	
325 d	150	09/09→12/13		→ 06/13		03.0137-9700.2 669700	
325 i xDrive	160	09/08→12/13				03.0137-9702.2 669702	
330 d	180	01/09→12/13					
M3 GTS	331	03/07→12/13	➔	→ 06/13		03.0137-9062.2 669062	
330 d	170	03/06→08/08		09/06→		03.0137-9700.2 669700	
330 xd	170	03/06→08/08				03.0137-9702.2 669702	
335 d	210	03/06→03/13					
335 i	225 - 240	06/06→06/13	➔	09/06→		03.0137-9062.2 669062	
335 xi	225 - 240	03/07→02/10		09/07→		03.0137-9700.2 669700	
						03.0137-9702.2 669702	
			➔	09/07→		03.0137-9062.2 669062	
 Seilzug, Feststellbremse							
316 i	90	09/07→06/13		Scheibenbremse; 	2	24.3727-0233.2 580233	L= 1.535
320 d	120 - 147	03/07→06/13					
320 d xDrive	120 - 147	09/08→06/13					
325 i	150 - 160	09/07→10/13					
325 i xDrive	150 - 155	09/08→06/13					
325 xi	155 - 160	09/06→02/10					
328 i	172	06/06→06/13					
328 i xDrive	172	09/08→06/13					
328 xi	172	09/06→08/08					
330 d xDrive	180	02/10→06/13					
330 i	190 - 200	09/06→06/13					
→							








	kW			 	! #		
BMW - 3 Coupe (E92) 01/05→12/13							
 Seilzug, Feststellbremse							
330 i xDrive 330 xd 330 xi 335 i 335 i xDrive M3	200 180 190 200 224 224 240 309	03/10→06/13 03/08→02/10 09/06→02/10 03/07→06/13 11/08→12/13 06/07→06/13		Scheibenbremse; 	2	24.3727-0233.2 580233	L= 1.535
318 i 320 i 325 d 325 i xDrive 330 d M3 GTS	105 115 125 150 160 180 331	03/10→12/13 03/07→12/13 09/09→12/13 09/08→12/13 01/09→12/13 03/07→12/13		→ 06/13; Scheibenbremse; 	2	24.3727-0233.2 580233	L= 1.535
320 d 325 d	130 145 145 155	09/06→02/10 02/07→02/10		03/07→; Scheibenbremse; 	2	24.3727-0233.2 580233	L= 1.535
320 i	120	01/07→12/13		03/07→ 06/13; Scheibenbremse; 	2	24.3727-0233.2 580233	L= 1.535
323 i 325 i 330 d 330 xd 335 d 335 i	140 160 170 170 210 225 240	04/06→02/12 06/06→02/10 03/06→08/08 03/06→08/08 03/06→03/13 06/06→06/13		09/06→; Scheibenbremse; 	2	24.3727-0233.2 580233	L= 1.535
335 xi	225 240	03/07→02/10		09/07→; Scheibenbremse; 	2	24.3727-0233.2 580233	L= 1.535
BMW - 3 Gran Turismo (F34) 07/12→							
 Bremsbackensatz, Feststellbremse							
318 d 320 d 320 d xDrive 320 i 320 i xDrive 325 d 328 i 328 i xDrive 330 d 330 d xDrive 330 i 330 i xDrive 335 d xDrive 335 i 335 i xDrive 340 i 340 i xDrive	100 110 120 147 120 147 120 135 135 155 165 180 180 190 190 185 183 185 230 225 250 225 250 240 265 240 265	03/13→ 03/13→ 07/13→ 03/13→ 07/13→ 07/13→02/18 03/13→06/16 07/13→06/16 03/14→ 03/14→ 07/16→ 07/16→ 03/14→ 03/13→06/16 03/13→06/16 07/16→ 07/16→				03.0137-0305.2 650305	Ø 185 x 20
320 i xDrive	135	11/12→06/16		03/13→		03.0137-0305.2 650305	Ø 185 x 20
330 d 330 d xDrive	210 210	03/14→ 03/14→		09/15→		03.0137-0305.2 650305	Ø 185 x 20
Zubehörsatz, Feststellbremsbacken							
318 d 320 d 320 d xDrive 320 i 320 i xDrive 328 i 328 i xDrive 330 d 330 d xDrive 330 i	100 110 120 147 120 135 135 180 180 190 190 185	03/13→ 03/13→ 07/13→ 03/13→ 07/13→ 03/13→06/16 07/13→06/16 03/14→ 03/14→ 07/16→				03.0137-9700.2 669700 03.0137-9702.2 669702 03.0137-9062.2 669062	

	kw			 	! #		
BMW - 3 Gran Turismo (F34) 07/12→							
Zubehörsatz, Feststellbremsbacken							
330 i xDrive	183 - 185	07/16→				03.0137-9700.2 669700	
335 d xDrive	230	03/14→				03.0137-9702.2 669702	
335 i	225 - 250	03/13→06/16	➔			03.0137-9062.2 669062	
335 i xDrive	225 - 250	03/13→06/16					
340 i	240 - 265	07/16→					
340 i xDrive	240 - 265	07/16→					
320 i xDrive	135	11/12→06/16		03/13→		03.0137-9700.2 669700	
			➔	03/13→		03.0137-9702.2 669702	
325 d	155 - 165	07/13→02/18	➔			03.0137-9062.2 669062	
						03.0137-9700.2 669700	
						03.0137-9702.2 669702	
330 d	210	03/14→		09/15→		03.0137-9700.2 669700	
330 d xDrive	210	03/14→		09/15→		03.0137-9702.2 669702	
			➔	09/15→		03.0137-9062.2 669062	
 Seilzug, Feststellbremse							
318 d	100 - 105	03/13→06/15		- AHK; Scheibenbremse; ⚠	2	24.3727-0249.2 580249	L= 1.693
320 d	120 - 147	03/13→06/15					
320 d xDrive	120 - 147	07/13→06/15					
318 d	110	07/15→		⚠	2	24.3727-0252.2 580252	L= 1.584
320 d	140	07/15→					
320 d xDrive	140	07/15→					
325 d	155 - 165	07/13→02/18					
330 i	185	07/16→					
330 i xDrive	183 - 185	07/16→					
340 i	240 - 265	07/16→					
340 i xDrive	240 - 265	07/16→					
330 d	190	03/14→		→ 12/14; ⚠	2	24.3727-0252.2 580252	L= 1.584
330 d xDrive	190	03/14→					
BMW - 3 Touring (E36) 08/94→12/99							
 Bremsbackensatz, Feststellbremse							
316 i	75	03/97→05/99	➔			03.0137-0248.2 650248	∅ 161 x 25
318 i	85	09/95→04/99					
318 tds	66	03/95→04/99					
320 i	110	01/95→04/99					
323 i	125	12/95→04/99					
325 tds	105	03/95→04/99					
328 i	142	02/95→04/99					
Zubehörsatz, Feststellbremsbacken							
316 i	75	03/97→05/99				03.0137-9148.2 669148	
318 i	85	09/95→04/99					
318 tds	66	03/95→04/99					
320 i	110	01/95→04/99					
323 i	125	12/95→04/99					
325 tds	105	03/95→04/99					
328 i	142	02/95→04/99					
 Seilzug, Feststellbremse							
316 i	75	03/97→05/99		Scheibenbremse; ⚠	2	24.3727-0214.2 580214	L= 1.631
318 i	85	09/95→04/99					
318 tds	66	03/95→04/99					
320 i	110	01/95→04/99					
323 i	125	12/95→04/99					
325 tds	105	03/95→04/99					
328 i	142	02/95→04/99					
BMW - 3 Touring (E46) 06/99→07/05							
 Bremsbackensatz, Feststellbremse							
316 i	85	03/02→02/05	➔			03.0137-0379.2 650379	∅ 161 x 20
318 d	85	10/02→02/05					
→							



















	kw			 	! #		
BMW - 3 Touring (E46) 06/99→07/05							
 Bremsbackensatz, Feststellbremse							
318 i	85 - 105	10/99→07/05	➔			03.0137-0379.2 650379	Ø 161 x 20
320 d	100 - 110	03/00→02/05					
320 i	110 - 125	10/99→02/05					
325 i	141	09/00→02/05					
328 i	142	06/99→05/00					
325 xi	141	09/00→02/05	➔			03.0137-0305.2 650305	Ø 185 x 20
330 d	135 - 150	10/99→02/05					
330 i	170	06/00→02/05					
330 xi	170	06/00→02/05					
330 xd	135	01/00→03/03	➔	06/00→		03.0137-0305.2 650305	Ø 185 x 20
330 xd	150	08/02→05/05	➔	03/03→ 02/05		03.0137-0305.2 650305	Ø 185 x 20
Zubehörsatz, Feststellbremsbacken							
316 i	85	03/02→02/05				03.0137-9265.2 669265	
318 d	85	10/02→02/05				03.0137-9701.2 669701	
318 i	85 - 105	10/99→07/05				03.0137-9702.2 669702	
320 d	100 - 110	03/00→02/05					
320 i	110 - 125	10/99→02/05					
325 i	141	09/00→02/05					
328 i	142	06/99→05/00					
325 xi	141	09/00→02/05				03.0137-9062.2 669062	
330 d	135 - 150	10/99→02/05				03.0137-9700.2 669700	
330 i	170	06/00→02/05				03.0137-9702.2 669702	
330 xi	170	06/00→02/05					
330 xd	135	01/00→03/03		06/00→		03.0137-9062.2 669062	
						03.0137-9700.2 669700	
						03.0137-9702.2 669702	
330 xd	150	08/02→05/05		03/03→ 02/05		03.0137-9062.2 669062	
						03.0137-9700.2 669700	
						03.0137-9702.2 669702	
 Seilzug, Feststellbremse							
316 i	85	03/02→02/05		Scheibenbremse; <input type="checkbox"/>		24.3727-0223.2 580223	L= 1.708
318 d	85	10/02→02/05		<input type="checkbox"/>		24.3727-0224.2 580224	L= 1.693
318 i	85 - 105	10/99→07/05					
320 d	100 - 110	03/00→02/05					
320 i	110 - 125	10/99→02/05					
325 i	141	09/00→02/05					
325 xi	141	09/00→02/05					
328 i	142	06/99→05/00					
330 d	135 - 150	10/99→02/05					
330 i	170	06/00→02/05					
330 xi	170	06/00→02/05					
330 xd	135	01/00→03/03		06/00→; Scheibenbremse; <input type="checkbox"/>		24.3727-0223.2 580223	L= 1.708
				06/00→; <input type="checkbox"/>		24.3727-0224.2 580224	L= 1.693
330 xd	150	08/02→05/05		03/03→ 02/05; Scheibenbremse; <input type="checkbox"/>		24.3727-0223.2 580223	L= 1.708
				03/03→ 02/05; <input type="checkbox"/>		24.3727-0224.2 580224	L= 1.693
BMW - 3 Touring (E91) 12/04→12/12							
 Bremsbackensatz, Feststellbremse							
316 d	85	09/09→06/12	➔	für erhöhte Nutzlast; → 05/12		03.0137-0305.2 650305	Ø 185 x 20
			➔	10/09→; nicht für erhöhte Nutzlast; → 05/12		03.0137-0379.2 650379	Ø 161 x 20
316 i	90	09/08→06/12	➔	→ 09/09		03.0137-0305.2 650305	Ø 185 x 20
318 i	100	09/07→03/12	➔				
320 i	115	09/05→06/12	➔	10/09→		03.0137-0379.2 650379	Ø 161 x 20
318 d	90	09/05→08/07	➔			03.0137-0305.2 650305	Ø 185 x 20
318 i	95	01/06→08/07					
320 d	110	12/04→08/07					
320 d xDrive	130 - 147	02/08→06/12					
323 i	140	09/06→07/08					
325 i	155	09/07→06/12					
→							























	kw			 	! #		
BMW - 3 Touring (E91) 12/04→12/12							
Bremsbackensatz, Feststellbremse							
325 xi	155 - 160	08/05→08/08	➔			03.0137-0305.2 650305	Ø 185 x 20
330 d	155	06/05→05/12					
330 d xDrive	180	01/09→06/12					
330 i	190	08/05→08/07					
330 xi	190	09/05→08/07					
335 i	225 - 240	09/06→06/12					
335 i xDrive	225 - 240	09/08→06/12					
335 xi	225 - 240	03/07→08/08					
318 d	100	07/07→06/12	➔	09/07→ 09/09		03.0137-0305.2 650305	Ø 185 x 20
			➔	10/09→ 05/12		03.0137-0379.2 650379	Ø 161 x 20
318 d	105	09/07→06/12	➔	→ 09/09		03.0137-0305.2 650305	Ø 185 x 20
320 i	110	09/05→06/12	➔	10/09→ 05/12		03.0137-0379.2 650379	Ø 161 x 20
318 i	105	05/07→05/12	➔	09/07→ 09/09		03.0137-0305.2 650305	Ø 185 x 20
			➔	10/09→		03.0137-0379.2 650379	Ø 161 x 20
320 d	120	06/05→06/12	➔			03.0137-0305.2 650305	Ø 185 x 20
			➔	nicht für erhöhte Nutzlast; 10/09→		03.0137-0379.2 650379	Ø 161 x 20
320 d	130 - 145	02/07→12/10	➔	09/07→ 09/09; nicht für erhöhte Nutzlast		03.0137-0305.2 650305	Ø 185 x 20
			➔	09/07→; für erhöhte Nutzlast		03.0137-0305.2 650305	Ø 185 x 20
			➔	nicht für erhöhte Nutzlast; 10/09→		03.0137-0379.2 650379	Ø 161 x 20
320 d	135 - 147	03/10→05/12	➔	für erhöhte Nutzlast		03.0137-0305.2 650305	Ø 185 x 20
			➔	nicht für erhöhte Nutzlast		03.0137-0379.2 650379	Ø 161 x 20
320 d xDrive	120	07/09→06/12	➔	→ 05/12		03.0137-0305.2 650305	Ø 185 x 20
325 d	145 - 150	09/06→06/12					
325 i	160	09/07→06/12					
325 i xDrive	155 - 160	09/08→06/12					
330 i	200	03/07→06/12					
330 i xDrive	200	09/07→06/12					
330 xd	170	09/05→06/12					
330 xi	200	09/07→06/12					
335 d	210	09/06→06/12					
320 i	120 - 125	02/07→12/12	➔	10/09→; für Fahrzeuge mit Aktivlenkung		03.0137-0305.2 650305	Ø 185 x 20
			➔	09/07→ 09/09		03.0137-0305.2 650305	Ø 185 x 20
			➔	10/09→; für Fahrzeuge ohne Aktivlenkung		03.0137-0379.2 650379	Ø 161 x 20
323 i	130	04/06→06/07	➔	09/06→		03.0137-0305.2 650305	Ø 185 x 20
325 i	155 - 160	12/04→12/10	➔	06/05→		03.0137-0305.2 650305	Ø 185 x 20
330 d	170	12/04→08/08					
330 d	180	02/08→05/12	➔	09/08→		03.0137-0305.2 650305	Ø 185 x 20
Zubehörsatz, Feststellbremsbacken							
316 d	85	09/09→06/12		10/09→; nicht für erhöhte Nutzlast; → 05/12		03.0137-9062.2 669062 03.0137-9701.2 669701 03.0137-9702.2 669702	
				für erhöhte Nutzlast; → 05/12		03.0137-9062.2 669062 03.0137-9700.2 669700 03.0137-9702.2 669702	
316 i	90	09/08→06/12		→ 09/09		03.0137-9062.2 669062 03.0137-9700.2 669700 03.0137-9702.2 669702	
318 i	100	09/07→03/12		10/09→		03.0137-9062.2 669062 03.0137-9701.2 669701 03.0137-9702.2 669702	
318 d	90	09/05→08/07				03.0137-9062.2 669062	
318 i	95	01/06→08/07				03.0137-9700.2 669700	
320 d	110	12/04→08/07				03.0137-9702.2 669702	
320 d xDrive	130 - 147	02/08→06/12				03.0137-9702.2 669702	
323 i	140	09/06→07/08					
325 xi	155 - 160	08/05→08/08					
330 d	155	06/05→05/12					
330 d xDrive	180	01/09→06/12					
➔							












	kW			 	! #		
BMW - 3 Touring (E91) 12/04→12/12							
Zubehörsatz, Feststellbremsbacken							
330 i	190	08/05→08/07				03.0137-9062.2 669062	
330 xi	190	09/05→08/07				03.0137-9700.2 669700	
335 i	225 - 240	09/06→06/12				03.0137-9702.2 669702	
335 i xDrive	225 - 240	09/08→06/12					
335 xi	225 - 240	03/07→08/08					
318 d	100	07/07→06/12		10/09→ 05/12		03.0137-9062.2 669062 03.0137-9701.2 669701 03.0137-9702.2 669702	
				09/07→ 09/09		03.0137-9062.2 669062 03.0137-9700.2 669700 03.0137-9702.2 669702	
318 d	105	09/07→06/12		→ 09/09		03.0137-9062.2 669062 03.0137-9700.2 669700 03.0137-9702.2 669702	
320 i	110 - 115	09/05→06/12		10/09→ 05/12		03.0137-9062.2 669062 03.0137-9701.2 669701 03.0137-9702.2 669702	
318 i	105	05/07→05/12		09/07→ 09/09		03.0137-9062.2 669062 03.0137-9700.2 669700 03.0137-9702.2 669702	
				10/09→		03.0137-9062.2 669062 03.0137-9701.2 669701 03.0137-9702.2 669702	
320 d	120	06/05→06/12				03.0137-9062.2 669062 03.0137-9700.2 669700 03.0137-9702.2 669702	
				10/09→; nicht für erhöhte Nutzlast		03.0137-9701.2 669701	
320 d	130 - 145	02/07→12/10		09/07→ 09/09; nicht für erhöhte Nutzlast		03.0137-9062.2 669062 03.0137-9700.2 669700 03.0137-9702.2 669702	
				10/09→; nicht für erhöhte Nutzlast		03.0137-9062.2 669062 03.0137-9701.2 669701 03.0137-9702.2 669702	
				09/07→; für erhöhte Nutzlast		03.0137-9062.2 669062 03.0137-9700.2 669700 03.0137-9702.2 669702	
320 d	135 - 147	03/10→05/12		für erhöhte Nutzlast		03.0137-9062.2 669062 03.0137-9700.2 669700 03.0137-9702.2 669702	
				nicht für erhöhte Nutzlast		03.0137-9062.2 669062 03.0137-9701.2 669701 03.0137-9702.2 669702	
320 d xDrive	120	07/09→06/12		→ 05/12		03.0137-9062.2 669062	
325 d	145 - 150	09/06→06/12				03.0137-9700.2 669700	
325 i	160	09/07→06/12				03.0137-9702.2 669702	
325 i xDrive	155 - 160	09/08→06/12					
330 i	200	03/07→06/12					
330 i xDrive	200	09/07→06/12					
330 xd	170	09/05→06/12					
330 xi	200	09/07→06/12					
335 d	210	09/06→06/12					
320 i	120 - 125	02/07→12/12		09/07→ 09/09		03.0137-9062.2 669062 03.0137-9700.2 669700 03.0137-9702.2 669702	
				10/09→		03.0137-9062.2 669062 03.0137-9702.2 669702	
				10/09→; für Fahrzeuge mit Aktivlenkung		03.0137-9700.2 669700	
				10/09→; für Fahrzeuge ohne Aktivlenkung		03.0137-9701.2 669701	
323 i	130	04/06→06/07		09/06→		03.0137-9062.2 669062 03.0137-9700.2 669700 03.0137-9702.2 669702	
→							





















	kW			 	! #		
BMW - 3 Touring (E91) 12/04→12/12							
Zubehörsatz, Feststellbremsbacken							
325 i	155 - 160	12/04→12/10		06/05→		03.0137-9062.2 669062	
330 d	170	12/04→08/08				03.0137-9700.2 669700	
						03.0137-9702.2 669702	
325 i	155	09/07→06/12		01/12→ 05/12		03.0137-9062.2 669062	
						03.0137-9700.2 669700	
						03.0137-9702.2 669702	
330 d	180	02/08→05/12		09/08→		03.0137-9062.2 669062	
						03.0137-9700.2 669700	
						03.0137-9702.2 669702	
 Seilzug, Feststellbremse							
316 d	85	09/09→06/12		→ 05/12; Scheibenbremse; 	2	24.3727-0233.2 580233	L= 1.535
318 d	105	09/07→06/12					
320 d xDrive	120	07/09→06/12					
325 d	145 - 150	09/06→06/12					
325 i	160	09/07→06/12					
325 i xDrive	155 - 160	09/08→06/12					
330 i	200	03/07→06/12					
330 i xDrive	200	09/07→06/12					
330 xd	170	09/05→06/12					
330 xi	200	09/07→06/12					
335 d	210	09/06→06/12					
316 i	90	09/08→06/12		Scheibenbremse; 	2	24.3727-0233.2 580233	L= 1.535
318 d	90	09/05→08/07					
318 i	95 - 100	01/06→03/12					
320 d	110 - 147	12/04→06/12					
320 d xDrive	130 - 147	02/08→06/12					
323 i	140	09/06→07/08					
325 xi	155 - 160	08/05→08/08					
330 d	155	06/05→05/12					
330 d xDrive	180	01/09→06/12					
330 i	190	08/05→08/07					
330 xi	190	09/05→08/07					
335 i	225 - 240	09/06→06/12					
335 i xDrive	225 - 240	09/08→06/12					
335 xi	225 - 240	03/07→08/08					
318 d	100	07/07→06/12		09/07→ 05/12; Scheibenbremse; 	2	24.3727-0233.2 580233	L= 1.535
318 i	105	05/07→05/12		09/07→; Scheibenbremse; 	2	24.3727-0233.2 580233	L= 1.535
320 d	130 - 145	02/07→12/10					
320 i	120 - 125	02/07→12/12					
320 i	110 - 115	09/05→06/12		→ 08/07; Scheibenbremse; 	2	24.3727-0233.2 580233	L= 1.535
323 i	130	04/06→06/07		09/06→; Scheibenbremse; 	2	24.3727-0233.2 580233	L= 1.535
325 i	155 - 160	12/04→12/10		06/05→; Scheibenbremse; 	2	24.3727-0233.2 580233	L= 1.535
330 d	170	12/04→08/08					
325 i	155	09/07→06/12		01/12→ 05/12; Scheibenbremse; 	2	24.3727-0233.2 580233	L= 1.535
330 d	180	02/08→05/12		09/08→; Scheibenbremse; 	2	24.3727-0233.2 580233	L= 1.535
BMW - 3 Touring (F31) 07/12→06/19							
 Bremsbackensatz, Feststellbremse							
316 d	85	11/12→06/19	➔			03.0137-0379.2 650379	Ø 161 x 20
316 i	100	03/13→06/15					
318 d	100 - 105	11/12→06/19					
320 d	120	07/12→06/19					
320 i	120 - 135	11/12→06/19					
318 d	110	07/15→06/19	➔			03.0137-0305.2 650305	Ø 185 x 20
318 d xDrive	105 - 110	07/13→02/18					
318 i	100	07/15→06/19					
320 d	135 - 147	07/12→06/19					
320 d xDrive	120 - 147	03/13→06/19					
➔							

	kW			 	! #		
BMW - 3 Touring (F31) 07/12→06/19							
 Bremsbackensatz, Feststellbremse							
320 i xDrive	120 - 135	03/13→06/19	➔			03.0137-0305.2 650305	Ø 185 x 20
325 d	165	03/16→02/18					
328 i	180	07/12→06/15					
328 i xDrive	180	03/13→06/16					
330 d	190	07/12→06/19					
330 d xDrive	190	03/13→06/19					
330 i	185	07/15→06/19					
330 i xDrive	185	07/15→06/19					
335 d xDrive	230	11/13→06/19					
335 i	225 - 250	03/13→06/15					
335 i xDrive	225 - 250	03/13→06/15					
340 i	240 - 265	07/15→06/19					
340 i xDrive	240 - 265	07/15→06/19					
325 d	155 - 160	03/13→02/16	➔	04/13→		03.0137-0305.2 650305	Ø 185 x 20
330 d	210	07/12→06/19	➔	09/15→		03.0137-0305.2 650305	Ø 185 x 20
330 d xDrive	210	03/13→06/19					
Zubehörsatz, Feststellbremsbacken							
316 d	85	11/12→06/19				03.0137-9265.2 669265	
316 i	100	03/13→06/15				03.0137-9701.2 669701	
318 d	100 - 105	11/12→06/19				03.0137-9702.2 669702	
320 d	120	07/12→06/19					
320 i	120 - 135	11/12→06/19					
318 d	110	07/15→06/19				03.0137-9062.2 669062	
318 d xDrive	105 - 110	07/13→02/18				03.0137-9700.2 669700	
318 i	100	07/15→06/19				03.0137-9702.2 669702	
320 d	135 - 147	07/12→06/19					
320 d xDrive	120 - 147	03/13→06/19					
320 i xDrive	120 - 135	03/13→06/19					
325 d	165	03/16→02/18					
328 i	180	07/12→06/15					
328 i xDrive	180	03/13→06/16					
330 d	190	07/12→06/19					
330 d xDrive	190	03/13→06/19					
330 i	185	07/15→06/19					
330 i xDrive	185	07/15→06/19					
335 d xDrive	230	11/13→06/19					
335 i	225 - 250	03/13→06/15					
335 i xDrive	225 - 250	03/13→06/15					
340 i	240 - 265	07/15→06/19					
340 i xDrive	240 - 265	07/15→06/19					
325 d	155 - 160	03/13→02/16		04/13→		03.0137-9062.2 669062 03.0137-9700.2 669700 03.0137-9702.2 669702	
330 d	210	07/12→06/19		09/15→		03.0137-9062.2 669062 03.0137-9700.2 669700 03.0137-9702.2 669702	
330 d xDrive	210	03/13→06/19					
 Seilzug, Feststellbremse							
316 d	85	11/12→06/19		↓	2	24.3727-0252.2 580252	L= 1.584
316 i	100	03/13→06/15					
318 d	100 - 110	11/12→06/19					
318 d xDrive	105 - 110	07/13→02/18					
318 i	100	07/15→06/19					
320 d	120 - 147	07/12→06/19					
320 d xDrive	120 - 147	03/13→06/19					
320 i	120 - 135	11/12→06/19					
320 i xDrive	120 - 135	03/13→06/19					
→							


	kw					! #		
BMW - 3 Touring (F31) 07/12→06/19								
 Seilzug, Feststellbremse								
325 d	165	03/16→02/18		↓		2	24.3727-0252.2 580252	L= 1.584
328 i	180	07/12→06/15						
328 i xDrive	180	03/13→06/16						
330 d	190	07/12→06/19						
330 d xDrive	190	03/13→06/19						
330 i	185	07/15→06/19						
330 i xDrive	185	07/15→06/19						
335 d xDrive	230	11/13→06/19						
335 i	225 - 250	03/13→06/15						
335 i xDrive	225 - 250	03/13→06/15						
340 i	240 - 265	07/15→06/19						
340 i xDrive	240 - 265	07/15→06/19						
325 d	155 - 160	03/13→02/16		04/13→; ↓		2	24.3727-0252.2 580252	L= 1.584
330 d	210	07/12→06/19		09/15→; ↓		2	24.3727-0252.2 580252	L= 1.584
330 d xDrive	210	03/13→06/19						
BMW - 3 Touring Van (F31) 07/12→06/19								
 Bremsbackensatz, Feststellbremse								
330 d	190	07/12→06/19	→				03.0137-0305.2 650305	Ø 185 x 20
330 d xDrive	190	03/13→06/19						
330 i	185	07/15→06/19						
340 i	240	07/15→06/19						
Zubehörsatz, Feststellbremsbacken								
330 d	190	07/12→06/19					03.0137-9062.2 669062	
330 d xDrive	190	03/13→06/19					03.0137-9700.2 669700	
330 i	185	07/15→06/19					03.0137-9702.2 669702	
340 i	240	07/15→06/19						
 Seilzug, Feststellbremse								
330 d	190	07/12→06/19		↓		2	24.3727-0252.2 580252	L= 1.584
330 d xDrive	190	03/13→06/19						
330 i	185	07/15→06/19						
340 i	240	07/15→06/19						
BMW - 4 Cabriolet (F33, F83) 10/13→								
 Bremsbackensatz, Feststellbremse								
420 d	120 - 147	10/13→	→				03.0137-0379.2 650379	Ø 161 x 20
420 d	140 - 151	07/15→	→				03.0137-0305.2 650305	Ø 185 x 20
420 i	120 - 135	07/14→						
425 d	155 - 165	07/14→02/18						
425 i	135	06/17→						
428 i	180	11/13→02/17						
428 i xDrive	180	03/14→02/16						
430 d	190 - 210	07/14→						
430 i	185	03/16→						
430 i xDrive	185	03/16→						
435 d xDrive	230	07/14→						
435 i	225 - 250	11/13→02/16						
435 i xDrive	225 - 250	07/14→02/16						
440 i	240 - 265	03/16→						
440 i xDrive	240 - 265	03/16→						
M4	317	07/14→						
M4 Competition	331	03/16→						
Zubehörsatz, Feststellbremsbacken								
420 d	120 - 147	10/13→					03.0137-9265.2 669265 03.0137-9701.2 669701 03.0137-9702.2 669702	
420 d	140 - 151	07/15→					03.0137-9062.2 669062	
420 i	120 - 135	07/14→					03.0137-9700.2 669700 03.0137-9702.2 669702	
→								

	kW			 	! #		
BMW - 4 Cabriolet (F33, F83) 10/13→							
Zubehörsatz, Feststellbremsbacken							
425 d	155 - 165	07/14→02/18				03.0137-9062.2 669062	
425 i	135	06/17→				03.0137-9700.2 669700	
428 i	180	11/13→02/17				03.0137-9702.2 669702	
428 i xDrive	180	03/14→02/16					
430 d	190 - 210	07/14→					
430 i	185	03/16→					
430 i xDrive	185	03/16→					
435 d xDrive	230	07/14→					
435 i	225 - 250	11/13→02/16					
435 i xDrive	225 - 250	07/14→02/16					
440 i	240 - 265	03/16→					
440 i xDrive	240 - 265	03/16→					
M4	317	07/14→					
M4 Competition	331	03/16→					
 Seilzug, Feststellbremse							
420 d	120 - 151	10/13→			2	24.3727-0252.2 580252	L= 1.584
420 i	120 - 135	07/14→					
425 d	155 - 165	07/14→02/18					
425 i	135	06/17→					
428 i	180	11/13→02/17					
428 i xDrive	180	03/14→02/16					
430 d	190 - 210	07/14→					
430 i	185	03/16→					
430 i xDrive	185	03/16→					
435 d xDrive	230	07/14→					
435 i	225 - 250	11/13→02/16					
435 i xDrive	225 - 250	07/14→02/16					
440 i	240 - 265	03/16→					
440 i xDrive	240 - 265	03/16→					
BMW - 4 Coupe (F32, F82) 07/13→							
 Bremsbackensatz, Feststellbremse							
418 d	100 - 110	03/15→10/17				03.0137-0305.2 650305	Ø 185 x 20
418 i	100	03/16→					
420 d xDrive	120 - 147	11/13→					
420 i	120 - 135	03/16→					
420 i xDrive	120 - 135	11/13→					
425 d	165	03/16→10/17					
425 i	135	06/17→					
428 i	180	07/13→02/17					
428 i xDrive	180	07/13→02/16					
430 d	190 - 210	11/13→					
430 d xDrive	190 - 210	03/14→					
430 i	183 - 185	03/16→					
430 i xDrive	183 - 185	03/16→					
435 d xDrive	230	11/13→12/20					
435 i	225 - 250	07/13→02/16					
435 i xDrive	225 - 250	07/13→02/16					
440 i	240 - 265	03/16→					
440 i xDrive	240 - 265	03/16→					
M4	317	03/14→					
M4 Competition	331	03/16→					
M4 CS	338	07/17→06/19					
M4 GTS	368	03/16→02/17					
→							

	kW			 	! #		
BMW - 4 Coupe (F32, F82) 07/13→							
 Bremsbackensatz, Feststellbremse							
420 d	120 - 147	07/13→	➔			03.0137-0379.2 650379	Ø 161 x 20
420 i	120 - 135	11/13→02/17					
425 d	155 - 160	03/14→02/16					
Zubehörsatz, Feststellbremsbacken							
418 d	100 - 110	03/15→10/17				03.0137-9062.2 669062	
418 i	100	03/16→				03.0137-9700.2 669700	
420 d xDrive	120 - 147	11/13→				03.0137-9702.2 669702	
420 i	120 - 135	03/16→					
420 i xDrive	120 - 135	11/13→					
425 d	165	03/16→10/17					
425 i	135	06/17→					
428 i	180	07/13→02/17					
428 i xDrive	180	07/13→02/16					
430 d	190 - 210	11/13→					
430 d xDrive	190 - 210	03/14→					
430 i	183 - 185	03/16→					
430 i xDrive	183 - 185	03/16→					
435 d xDrive	230	11/13→12/20					
435 i	225 - 250	07/13→02/16					
435 i xDrive	225 - 250	07/13→02/16					
440 i	240 - 265	03/16→					
440 i xDrive	240 - 265	03/16→					
M4	317	03/14→					
M4 Competition	331	03/16→					
M4 CS	338	07/17→06/19					
M4 GTS	368	03/16→02/17					
420 d	120 - 147	07/13→				03.0137-9265.2 669265	
420 i	120 - 135	11/13→02/17				03.0137-9701.2 669701	
425 d	155 - 160	03/14→02/16				03.0137-9702.2 669702	
 Seilzug, Feststellbremse							
418 d	100 - 110	03/15→10/17	⬇		2	24.3727-0252.2 580252	L= 1.584
418 i	100	03/16→					
420 d	120 - 147	07/13→					
420 d xDrive	120 - 147	11/13→					
420 i	120 - 135	11/13→					
420 i xDrive	120 - 135	11/13→					
425 d	155 - 165	03/14→10/17					
425 i	135	06/17→					
428 i	180	07/13→02/17					
428 i xDrive	180	07/13→02/16					
430 d	190 - 210	11/13→					
430 d xDrive	190 - 210	03/14→					
430 i	183 - 185	03/16→					
430 i xDrive	183 - 185	03/16→					
435 d xDrive	230	11/13→12/20					
435 i	225 - 250	07/13→02/16					
435 i xDrive	225 - 250	07/13→02/16					
440 i	240 - 265	03/16→					
440 i xDrive	240 - 265	03/16→					


	kW			 	! #		
BMW - 4 Gran Coupe (F36) 03/14→							
 Bremsbackensatz, Feststellbremse							
418 d	100 - 105	03/14→12/20	➔			03.0137-0379.2 650379	Ø 161 x 20
420 d	120 - 147	03/14→12/20					
418 d	110	07/15→12/20	➔			03.0137-0305.2 650305	Ø 185 x 20
418 i	100	07/15→					
420 d	140	03/15→					
420 d xDrive	120 - 147	03/14→					
420 i	120 - 135	03/14→					
420 i xDrive	120 - 135	07/14→					
425 d	155 - 165	03/16→02/18					
425 i	135	06/17→					
428 i	180	03/14→06/16					
428 i xDrive	180	03/14→02/16					
430 d	190 - 210	07/14→					
430 d xDrive	190 - 210	07/14→					
430 i	185	03/16→					
430 i xDrive	183 - 185	03/16→					
435 d xDrive	230	07/14→					
435 i	225 - 250	03/14→02/16					
435 i xDrive	225 - 250	07/14→02/16					
440 i	240 - 265	03/16→					
440 i xDrive	240 - 265	03/16→					
Zubehörsatz, Feststellbremsbacken							
418 d	100 - 105	03/14→12/20				03.0137-9265.2 669265	
420 d	120 - 147	03/14→12/20				03.0137-9701.2 669701 03.0137-9702.2 669702	
418 d	110	07/15→12/20				03.0137-9062.2 669062	
418 i	100	07/15→				03.0137-9700.2 669700	
420 d	140	03/15→				03.0137-9702.2 669702	
420 d xDrive	120 - 147	03/14→					
420 i	120 - 135	03/14→					
420 i xDrive	120 - 135	07/14→					
425 d	155 - 165	03/16→02/18					
425 i	135	06/17→					
428 i	180	03/14→06/16					
428 i xDrive	180	03/14→02/16					
430 d	190 - 210	07/14→					
430 d xDrive	190 - 210	07/14→					
430 i	185	03/16→					
430 i xDrive	183 - 185	03/16→					
435 d xDrive	230	07/14→					
435 i	225 - 250	03/14→02/16					
435 i xDrive	225 - 250	07/14→02/16					
440 i	240 - 265	03/16→					
440 i xDrive	240 - 265	03/16→					
 Seilzug, Feststellbremse							
418 d	100 - 110	03/14→12/20		↓	2	24.3727-0252.2 580252	L= 1.584
418 i	100	07/15→					
420 d	120 - 147	03/14→					
420 d xDrive	120 - 147	03/14→					
420 i	120 - 135	03/14→					
→							

BMW - 4 Gran Coupe (F36) 03/14→

 **Seilzug, Feststellbremse**

420 i xDrive	120 - 135	07/14→		2	24.3727-0252.2	580252	L= 1.584
425 d	155 - 165	03/16→02/18					
425 i	135	06/17→					
428 i	180	03/14→06/16					
428 i xDrive	180	03/14→02/16					
430 d	190 - 210	07/14→					
430 d xDrive	190 - 210	07/14→					
430 i	185	03/16→					
430 i xDrive	183 - 185	03/16→					
435 d xDrive	230	07/14→					
435 i	225 - 250	03/14→02/16					
435 i xDrive	225 - 250	07/14→02/16					
440 i	240 - 265	03/16→					
440 i xDrive	240 - 265	03/16→					










BMW - 5 (E39) 09/95→07/03

 **Bremsbackensatz, Feststellbremse**










520 d	100	02/00→06/03	➡	04/00→		03.0137-0305.2	650305	Ø 185 x 20
525 d	120	02/00→06/03						
520 i	100 - 125	01/96→06/03	➡			03.0137-0305.2	650305	Ø 185 x 20
530 d	142	09/98→06/03						
535 i	173 - 180	06/96→06/03						
520 i	110	01/96→06/03	➡	03/96→		03.0137-0305.2	650305	Ø 185 x 20
523 i	125	09/95→08/00	➡	12/95→		03.0137-0305.2	650305	Ø 185 x 20
528 i	142	09/95→08/00						
525 i	141	09/00→06/03	➡	10/00→		03.0137-0305.2	650305	Ø 185 x 20
530 i	170	09/00→06/03						
525 td	85	01/97→06/03	➡	→ 09/00		03.0137-0305.2	650305	Ø 185 x 20
525 tds	105	01/96→06/03	➡	02/96→ 09/00		03.0137-0305.2	650305	Ø 185 x 20
530 d	135	08/98→09/00	➡	09/98→		03.0137-0305.2	650305	Ø 185 x 20
540 i	210	03/96→06/03	➡	05/96→		03.0137-0305.2	650305	Ø 185 x 20
M5	294	10/98→06/03	➡			03.0137-0419.2	650419	Ø 185 x 30











Zubehörsatz, Feststellbremsbacken

520 d	100	02/00→06/03		04/00→		03.0137-9700.2	669700	
525 d	120	02/00→06/03				03.0137-9702.2	669702	
			➡	04/00→		03.0137-9062.2	669062	
520 i	100 - 125	01/96→06/03				03.0137-9700.2	669700	
530 d	142	09/98→06/03				03.0137-9702.2	669702	
535 i	173 - 180	06/96→06/03	➡			03.0137-9062.2	669062	
520 i	110	01/96→06/03		03/96→		03.0137-9700.2	669700	
						03.0137-9702.2	669702	
			➡	03/96→		03.0137-9062.2	669062	
523 i	125	09/95→08/00		12/95→		03.0137-9700.2	669700	
528 i	142	09/95→08/00				03.0137-9702.2	669702	
			➡	12/95→		03.0137-9062.2	669062	
525 i	141	09/00→06/03		10/00→		03.0137-9700.2	669700	
530 i	170	09/00→06/03				03.0137-9702.2	669702	
			➡	10/00→		03.0137-9062.2	669062	
525 td	85	01/97→06/03		→ 09/00		03.0137-9700.2	669700	
						03.0137-9702.2	669702	
			➡	→ 09/00		03.0137-9062.2	669062	
525 tds	105	01/96→06/03		02/96→ 09/00		03.0137-9700.2	669700	
						03.0137-9702.2	669702	
			➡	02/96→ 09/00		03.0137-9062.2	669062	
530 d	135	08/98→09/00		09/98→		03.0137-9700.2	669700	
→								











	kw			 	! #		
BMW - 5 (E39) 09/95→07/03							
Zubehörsatz, Feststellbremsbacken							
530 d	135	08/98→09/00		09/98→		03.0137-9702.2 669702	
			➔	09/98→		03.0137-9062.2 669062	
540 i	210	03/96→06/03		05/96→		03.0137-9700.2 669700	
						03.0137-9702.2 669702	
			➔	05/96→		03.0137-9062.2 669062	
M5	294	10/98→06/03				03.0137-9288.2 669288	
 Seilzug, Feststellbremse							
520 d	100	02/00→06/03		04/00→; Scheibenbremse; <input type="checkbox"/>		24.3727-0246.2 580246	L= 1.877 + Zub
525 d	120	02/00→06/03		04/00→; Scheibenbremse; <input type="checkbox"/>		24.3727-0247.2 580247	L= 1.924 + Zub
520 i	100 - 125	01/96→06/03		Scheibenbremse; <input type="checkbox"/>		24.3727-0246.2 580246	L= 1.877 + Zub
530 d	142	09/98→06/03		Scheibenbremse; <input type="checkbox"/>		24.3727-0247.2 580247	L= 1.924 + Zub
535 i	173 - 180	06/96→06/03					
M5	294	10/98→06/03					
520 i	110	01/96→06/03		03/96→; Scheibenbremse; <input type="checkbox"/>		24.3727-0246.2 580246	L= 1.877 + Zub
				03/96→; Scheibenbremse; <input type="checkbox"/>		24.3727-0247.2 580247	L= 1.924 + Zub
523 i	125	09/95→08/00		12/95→; Scheibenbremse; <input type="checkbox"/>		24.3727-0246.2 580246	L= 1.877 + Zub
528 i	142	09/95→08/00		12/95→; Scheibenbremse; <input type="checkbox"/>		24.3727-0247.2 580247	L= 1.924 + Zub
525 i	141	09/00→06/03		10/00→; Scheibenbremse; <input type="checkbox"/>		24.3727-0246.2 580246	L= 1.877 + Zub
530 i	170	09/00→06/03		10/00→; Scheibenbremse; <input type="checkbox"/>		24.3727-0247.2 580247	L= 1.924 + Zub
525 td	85	01/97→06/03		→ 09/00; Scheibenbremse; <input type="checkbox"/>		24.3727-0246.2 580246	L= 1.877 + Zub
				→ 09/00; Scheibenbremse; <input type="checkbox"/>		24.3727-0247.2 580247	L= 1.924 + Zub
525 tds	105	01/96→06/03		02/96→ 09/00; Scheibenbremse; <input type="checkbox"/>		24.3727-0246.2 580246	L= 1.877 + Zub
				02/96→ 09/00; Scheibenbremse; <input type="checkbox"/>		24.3727-0247.2 580247	L= 1.924 + Zub
530 d	135	08/98→09/00		09/98→; Scheibenbremse; <input type="checkbox"/>		24.3727-0246.2 580246	L= 1.877 + Zub
				09/98→; Scheibenbremse; <input type="checkbox"/>		24.3727-0247.2 580247	L= 1.924 + Zub
540 i	210	03/96→06/03		05/96→; Scheibenbremse; <input type="checkbox"/>		24.3727-0246.2 580246	L= 1.877 + Zub
				05/96→; Scheibenbremse; <input type="checkbox"/>		24.3727-0247.2 580247	L= 1.924 + Zub
BMW - 5 (E60) 12/01→03/10							
 Bremsbackensatz, Feststellbremse							
520 d	110 - 130	09/05→12/09	➔			03.0137-0419.2 650419	Ø 185 x 30
523 i	140	03/07→12/09					
525 d xDrive	145	09/07→12/09					
525 i	141	09/03→02/05					
525 xi	160	04/05→12/09					
528 i	172	03/07→12/09					
530 d	170	09/05→03/07					
530 d xDrive	173	09/07→12/09					
530 i	200	03/07→12/09					
530 i xDrive	200	09/08→12/09					
530 xd	173	03/07→08/07					
530 xi	200	03/07→10/09					
535 i	225	04/06→12/09					
540 i	220 - 225	09/05→12/09					
545 i	245	09/03→08/05					
550 i	270	09/05→12/09					
M5	373	09/04→12/09					
520 i	125	07/03→03/10	➔	→ 03/05		03.0137-0419.2 650419	Ø 185 x 30
523 i	130	10/04→02/07	➔	07/05→		03.0137-0419.2 650419	Ø 185 x 30
525 i	137 - 160	07/03→12/09					
530 i	190	03/05→03/07					
530 xd	170	02/05→02/07					
530 xi	190	09/04→02/07					
525 d	120 - 130	06/04→03/10	➔	→ 03/07		03.0137-0419.2 650419	Ø 185 x 30
535 d	200	09/04→03/10					
525 d	145	01/07→03/10	➔	03/07→ 02/10		03.0137-0419.2 650419	Ø 185 x 30
535 d	210	01/07→03/10					
525 i	155 - 160	07/05→03/10	➔	→ 02/10		03.0137-0419.2 650419	Ø 185 x 30
525 i xDrive	160	09/08→03/10					
525 xd	145	11/06→08/07	➔	03/07→		03.0137-0419.2 650419	Ø 185 x 30
530 d	173	02/07→12/09					
530 xi	200	02/07→08/08					
530 d	155 - 160	09/02→12/09	➔	07/03→ 08/05		03.0137-0419.2 650419	Ø 185 x 30
➔							












	kW			 	! #		
BMW - 5 (E60) 12/01→03/10							
 Bremsbackensatz, Feststellbremse							
530 i	170	12/01→02/05	➡	07/03→		03.0137-0419.2 650419	Ø 185 x 30
530 i	187	03/05→03/10	➡	07/05→ 03/07		03.0137-0419.2 650419	Ø 185 x 30
Zubehörsatz, Feststellbremsbacken							
520 d	110 - 130	09/05→12/09				03.0137-9288.2 669288	
523 i	140	03/07→12/09					
525 d xDrive	145	09/07→12/09					
525 i	141	09/03→02/05					
525 xi	160	04/05→12/09					
528 i	172	03/07→12/09					
530 d	170	09/05→03/07					
530 d xDrive	173	09/07→12/09					
530 i	200	03/07→12/09					
530 i xDrive	200	09/08→12/09					
530 xd	173	03/07→08/07					
530 xi	200	03/07→10/09					
535 i	225	04/06→12/09					
540 i	220 - 225	09/05→12/09					
545 i	245	09/03→08/05					
550 i	270	09/05→12/09					
M5	373	09/04→12/09					
520 i	125	07/03→03/10		→ 03/05		03.0137-9288.2 669288	
523 i	130	10/04→02/07		07/05→		03.0137-9288.2 669288	
525 i	137 - 160	07/03→12/09					
530 i	190	03/05→03/07					
530 xd	170	02/05→02/07					
530 xi	190	09/04→02/07					
525 d	120 - 130	06/04→03/10		→ 03/07		03.0137-9288.2 669288	
535 d	200	09/04→03/10					
525 d	145	01/07→03/10		03/07→ 02/10		03.0137-9288.2 669288	
535 d	210	01/07→03/10					
525 i	155 - 160	07/05→03/10		→ 02/10		03.0137-9288.2 669288	
525 i xDrive	160	09/08→03/10					
525 xd	145	11/06→08/07		03/07→		03.0137-9288.2 669288	
530 d	173	02/07→12/09					
530 xi	200	02/07→08/08					
530 d	155 - 160	09/02→12/09		07/03→ 08/05		03.0137-9288.2 669288	
530 i	170	12/01→02/05		07/03→		03.0137-9288.2 669288	
530 i	187	03/05→03/10		07/05→ 03/07		03.0137-9288.2 669288	
 Seilzug, Feststellbremse							
520 d	110 - 130	09/05→12/09			Scheibenbremse; <input type="checkbox"/>	24.3727-0236.2 580236	L= 1.681
523 i	140	03/07→12/09			Scheibenbremse; <input type="checkbox"/>	24.3727-0237.2 580237	L= 1.673
525 d xDrive	145	09/07→12/09					
525 i	141	09/03→02/05					
525 xi	160	04/05→12/09					
528 i	172	03/07→12/09					
530 d	170	09/05→03/07					
530 d xDrive	173	09/07→12/09					
530 i	200	03/07→12/09					
530 i xDrive	200	09/08→12/09					
530 xd	173	03/07→08/07					
530 xi	200	03/07→10/09					
535 i	225	04/06→12/09					
540 i	220 - 225	09/05→12/09					
545 i	245	09/03→08/05					
550 i	270	09/05→12/09					
M5	373	09/04→12/09					
520 i	125	07/03→03/10		→ 03/05; Scheibenbremse; <input type="checkbox"/>		24.3727-0236.2 580236	L= 1.681
				→ 03/05; Scheibenbremse; <input type="checkbox"/>		24.3727-0237.2 580237	L= 1.673
523 i	130	10/04→02/07		07/05→; Scheibenbremse; <input type="checkbox"/>		24.3727-0236.2 580236	L= 1.681
525 i	137 - 160	07/03→12/09		07/05→; Scheibenbremse; <input type="checkbox"/>		24.3727-0237.2 580237	L= 1.673
530 i	190	03/05→03/07					
530 xd	170	02/05→02/07					
530 xi	190	09/04→02/07					
525 d	120 - 130	06/04→03/10		→ 03/07; Scheibenbremse; <input type="checkbox"/>		24.3727-0236.2 580236	L= 1.681
535 d	200	09/04→03/10		→ 03/07; Scheibenbremse; <input type="checkbox"/>		24.3727-0237.2 580237	L= 1.673
525 d	145	01/07→03/10		03/07→ 02/10; Scheibenbremse; <input type="checkbox"/>		24.3727-0236.2 580236	L= 1.681
→							












	kW			 	! #		
BMW - 5 (E60) 12/01→03/10							
 Seilzug, Feststellbremse							
535 d	210	01/07→03/10		03/07→ 02/10; Scheibenbremse; <input type="checkbox"/>		24.3727-0237.2 580237	L= 1.673
525 i	155 - 160	07/05→03/10		→ 02/10; Scheibenbremse; <input type="checkbox"/>		24.3727-0236.2 580236	L= 1.681
525 i xDrive	160	09/08→03/10		→ 02/10; Scheibenbremse; <input type="checkbox"/>		24.3727-0237.2 580237	L= 1.673
525 xd	145	11/06→08/07		03/07→; Scheibenbremse; <input type="checkbox"/>		24.3727-0236.2 580236	L= 1.681
530 d	173	02/07→12/09		03/07→; Scheibenbremse; <input type="checkbox"/>		24.3727-0237.2 580237	L= 1.673
530 xi	200	02/07→08/08					
530 d	155 - 160	09/02→12/09		07/03→ 08/05; Scheibenbremse; <input type="checkbox"/>		24.3727-0236.2 580236	L= 1.681
				07/03→ 08/05; Scheibenbremse; <input type="checkbox"/>		24.3727-0237.2 580237	L= 1.673
530 i	170	12/01→02/05		07/03→; Scheibenbremse; <input type="checkbox"/>		24.3727-0236.2 580236	L= 1.681
				07/03→; Scheibenbremse; <input type="checkbox"/>		24.3727-0237.2 580237	L= 1.673
530 i	187	03/05→03/10		07/05→ 03/07; Scheibenbremse; <input type="checkbox"/>		24.3727-0236.2 580236	L= 1.681
				07/05→ 03/07; Scheibenbremse; <input type="checkbox"/>		24.3727-0237.2 580237	L= 1.673
BMW - 5 Gran Turismo (F07) 01/09→02/17							
 Bremsbackensatz, Feststellbremse							
520 d	100 - 120	07/12→02/17	➔			03.0137-0419.2 650419	Ø 185 x 30
530 d	155 - 190	09/10→02/17					
530 d xDrive	190	07/12→02/17					
535 d	220 - 230	03/10→02/17					
535 d xDrive	230	07/12→02/17					
535 i xDrive	225	09/10→02/17					
550 i	330	07/12→02/17					
550 i xDrive	330	07/12→02/17					
520 d	135	04/11→02/17	➔	10/11→		03.0137-0419.2 650419	Ø 185 x 30
528 i	180	07/13→02/17	➔	08/13→		03.0137-0419.2 650419	Ø 185 x 30
530 d	180	08/09→06/12	➔	10/09→		03.0137-0419.2 650419	Ø 185 x 30
535 i	225	01/09→02/17					
550 i	300	08/09→06/12					
530 d xDrive	180	06/10→06/12	➔	09/10→		03.0137-0419.2 650419	Ø 185 x 30
535 d xDrive	220	03/10→06/12					
550 i xDrive	300	06/10→06/12					
Zubehörsatz, Feststellbremsbacken							
520 d	100 - 120	07/12→02/17				03.0137-9288.2 669288	
530 d	155 - 190	09/10→02/17					
530 d xDrive	190	07/12→02/17					
535 d	220 - 230	03/10→02/17					
535 d xDrive	230	07/12→02/17					
535 i xDrive	225	09/10→02/17					
550 i	330	07/12→02/17					
550 i xDrive	330	07/12→02/17					
520 d	135	04/11→02/17		10/11→		03.0137-9288.2 669288	
528 i	180	07/13→02/17		08/13→		03.0137-9288.2 669288	
530 d	180	08/09→06/12		10/09→		03.0137-9288.2 669288	
535 i	225	01/09→02/17					
550 i	300	08/09→06/12					
530 d xDrive	180	06/10→06/12		09/10→		03.0137-9288.2 669288	
535 d xDrive	220	03/10→06/12					
550 i xDrive	300	06/10→06/12					
BMW - 5 Touring (E39) 09/96→06/04							
 Bremsbackensatz, Feststellbremse							
520 d	100	02/00→09/03	➔	04/00→ 07/03		03.0137-0305.2 650305	Ø 185 x 20
525 d	120	02/00→05/04					
520 i	100	03/97→08/01	➔			03.0137-0305.2 650305	Ø 185 x 20
523 i	120	09/98→08/00					
520 i	110	03/97→08/01	➔	05/97→		03.0137-0305.2 650305	Ø 185 x 20
523 i	125	03/97→08/00					
528 i	142	11/96→08/00					
520 i	120 - 125	09/00→12/03	➔	→ 07/03		03.0137-0305.2 650305	Ø 185 x 20
530 d	142	09/00→05/04					
525 i	141	09/00→05/04	➔	10/00→ 07/03		03.0137-0305.2 650305	Ø 185 x 20
530 i	170	09/00→12/03					
525 tds	105	03/97→05/04	➔	06/98→ 09/00		03.0137-0305.2 650305	Ø 185 x 20
530 d	135	08/98→09/00	➔	09/98→		03.0137-0305.2 650305	Ø 185 x 20
→							






















	kw			 	! #		
BMW - 5 Touring (E39) 09/96→06/04							
 Bremsbackensatz, Feststellbremse							
540 i	210	04/97→12/03	➔	05/97→ 07/03		03.0137-0305.2 650305	Ø 185 x 20
Zubehörsatz, Feststellbremsbacken							
520 d	100	02/00→09/03		04/00→ 07/03		03.0137-9700.2 669700	
525 d	120	02/00→05/04				03.0137-9702.2 669702	
			➔	04/00→ 07/03		03.0137-9062.2 669062	
520 i	100	03/97→08/01				03.0137-9700.2 669700	
523 i	120	09/98→08/00				03.0137-9702.2 669702	
			➔			03.0137-9062.2 669062	
520 i	110	03/97→08/01		05/97→		03.0137-9700.2 669700	
523 i	125	03/97→08/00				03.0137-9702.2 669702	
528 i	142	11/96→08/00				03.0137-9702.2 669702	
			➔	05/97→		03.0137-9062.2 669062	
520 i	120 - 125	09/00→12/03		→ 07/03		03.0137-9700.2 669700	
530 d	142	09/00→05/04				03.0137-9702.2 669702	
			➔	→ 07/03		03.0137-9062.2 669062	
525 i	141	09/00→05/04		10/00→ 07/03		03.0137-9700.2 669700	
530 i	170	09/00→12/03				03.0137-9702.2 669702	
			➔	10/00→ 07/03		03.0137-9062.2 669062	
525 tds	105	03/97→05/04		06/98→ 09/00		03.0137-9700.2 669700	
						03.0137-9702.2 669702	
			➔	06/98→ 09/00		03.0137-9062.2 669062	
530 d	135	08/98→09/00		09/98→		03.0137-9700.2 669700	
						03.0137-9702.2 669702	
			➔	09/98→		03.0137-9062.2 669062	
540 i	210	04/97→12/03		05/97→ 07/03		03.0137-9700.2 669700	
						03.0137-9702.2 669702	
			➔	05/97→ 07/03		03.0137-9062.2 669062	
 Seilzug, Feststellbremse							
520 d	100	02/00→09/03		04/00→ 07/03; Scheibenbremse; <input type="checkbox"/>		24.3727-0246.2 580246	L= 1.877 + Zub
525 d	120	02/00→05/04		04/00→ 07/03; Scheibenbremse; <input type="checkbox"/>		24.3727-0247.2 580247	L= 1.924 + Zub
520 i	100	03/97→08/01		Scheibenbremse; <input type="checkbox"/>		24.3727-0246.2 580246	L= 1.877 + Zub
523 i	120	09/98→08/00		Scheibenbremse; <input type="checkbox"/>		24.3727-0247.2 580247	L= 1.924 + Zub
520 i	110	03/97→08/01		05/97→; Scheibenbremse; <input type="checkbox"/>		24.3727-0246.2 580246	L= 1.877 + Zub
523 i	125	03/97→08/00		05/97→; Scheibenbremse; <input type="checkbox"/>		24.3727-0247.2 580247	L= 1.924 + Zub
528 i	142	11/96→08/00		05/97→; Scheibenbremse; <input type="checkbox"/>		24.3727-0247.2 580247	L= 1.924 + Zub
520 i	120 - 125	09/00→12/03		→ 07/03; Scheibenbremse; <input type="checkbox"/>		24.3727-0246.2 580246	L= 1.877 + Zub
530 d	142	09/00→05/04		→ 07/03; Scheibenbremse; <input type="checkbox"/>		24.3727-0247.2 580247	L= 1.924 + Zub
525 i	141	09/00→05/04		10/00→ 07/03; Scheibenbremse; <input type="checkbox"/>		24.3727-0246.2 580246	L= 1.877 + Zub
530 i	170	09/00→12/03		10/00→ 07/03; Scheibenbremse; <input type="checkbox"/>		24.3727-0247.2 580247	L= 1.924 + Zub
525 tds	105	03/97→05/04		06/98→ 09/00; Scheibenbremse; <input type="checkbox"/>		24.3727-0246.2 580246	L= 1.877 + Zub
				06/98→ 09/00; Scheibenbremse; <input type="checkbox"/>		24.3727-0247.2 580247	L= 1.924 + Zub
530 d	135	08/98→09/00		09/98→; Scheibenbremse; <input type="checkbox"/>		24.3727-0246.2 580246	L= 1.877 + Zub
				09/98→; Scheibenbremse; <input type="checkbox"/>		24.3727-0247.2 580247	L= 1.924 + Zub
540 i	210	04/97→12/03		05/97→ 07/03; Scheibenbremse; <input type="checkbox"/>		24.3727-0246.2 580246	L= 1.877 + Zub
				05/97→ 07/03; Scheibenbremse; <input type="checkbox"/>		24.3727-0247.2 580247	L= 1.924 + Zub
BMW - 5 Touring (E61) 03/04→12/10							
 Bremsbackensatz, Feststellbremse							
520 d	110 - 130	09/05→05/10	➔			03.0137-0419.2 650419	Ø 185 x 30
523 i	140	03/07→01/10					
525 d	145	03/07→05/10					
525 d xDrive	145	09/08→05/10					
525 i	155	03/05→05/10					
525 xd	145	09/07→09/08					
530 d xDrive	173	09/07→05/10					
530 i xDrive	200	09/08→05/10					
530 xd	173	03/07→08/07					
530 xi	200	09/06→05/10					
520 d	120	04/05→05/10	➔	07/05→		03.0137-0419.2 650419	Ø 185 x 30
523 i	130	10/04→02/07					
525 i	160	03/05→05/10					
530 d	170	02/05→02/07					
→							













	kW			 	! #		
BMW - 5 Touring (E61) 03/04→12/10							
 Bremsbackensatz, Feststellbremse							
530 i 530 xd 530 xi	190 170 190	09/04→02/07 02/05→02/07 04/05→02/07	➡	07/05→		03.0137-0419.2 650419	Ø 185 x 30
520 i 525 i 525 i xDrive 525 xi 550 i M5	120 - 125 155 - 160 160 160 270 373	07/07→12/10 01/07→12/10 09/08→12/10 07/05→12/10 07/05→12/10 02/07→12/10	➡	→ 05/10		03.0137-0419.2 650419	Ø 185 x 30
523 i 530 i 535 d	140 200 210	01/07→12/10 01/07→12/10 01/07→12/10	➡	03/07→ 05/10		03.0137-0419.2 650419	Ø 185 x 30
525 d	120	03/04→03/07	➡	12/04→		03.0137-0419.2 650419	Ø 185 x 30
525 d 530 d	130 155 - 160	03/04→03/07 03/04→05/10	➡	05/04→		03.0137-0419.2 650419	Ø 185 x 30
525 i	141	06/04→12/10	➡	→ 03/05		03.0137-0419.2 650419	Ø 185 x 30
530 d 530 i	173 200	02/07→05/10 09/06→03/10	➡	03/07→		03.0137-0419.2 650419	Ø 185 x 30
535 d	200	09/04→12/10	➡	→ 03/07		03.0137-0419.2 650419	Ø 185 x 30
545 i	245	06/04→12/10	➡	→ 08/05		03.0137-0419.2 650419	Ø 185 x 30
Zubehörsatz, Feststellbremsbacken							
520 d 523 i 525 d 525 d xDrive 525 i 525 xd 530 d xDrive 530 i xDrive 530 xd 530 xi	110 - 130 140 145 145 155 145 173 200 173 200	09/05→05/10 03/07→01/10 03/07→05/10 09/08→05/10 03/05→05/10 09/07→09/08 09/07→05/10 09/08→05/10 03/07→08/07 09/06→05/10	➡			03.0137-9288.2 669288	
520 d 523 i 525 i 530 d 530 i 530 xd 530 xi	120 130 160 170 190 170 190	04/05→05/10 10/04→02/07 03/05→05/10 02/05→02/07 09/04→02/07 02/05→02/07 04/05→02/07	➡	07/05→		03.0137-9288.2 669288	
520 i 525 i 525 i xDrive 525 xi 550 i M5	120 - 125 155 - 160 160 160 270 373	07/07→12/10 01/07→12/10 09/08→12/10 07/05→12/10 07/05→12/10 02/07→12/10	➡	→ 05/10		03.0137-9288.2 669288	
523 i 530 i 535 d	140 200 210	01/07→12/10 01/07→12/10 01/07→12/10	➡	03/07→ 05/10		03.0137-9288.2 669288	
525 d	120	03/04→03/07	➡	12/04→		03.0137-9288.2 669288	
525 d 530 d	130 155 - 160	03/04→03/07 03/04→05/10	➡	05/04→		03.0137-9288.2 669288	
525 i	141	06/04→12/10	➡	→ 03/05		03.0137-9288.2 669288	
530 d 530 i	173 200	02/07→05/10 09/06→03/10	➡	03/07→		03.0137-9288.2 669288	
535 d	200	09/04→12/10	➡	→ 03/07		03.0137-9288.2 669288	
545 i	245	06/04→12/10	➡	→ 08/05		03.0137-9288.2 669288	
 Seilzug, Feststellbremse							
520 d 523 i 525 d 525 d xDrive 525 i 525 xd 530 d xDrive 530 i xDrive 530 xd 530 xi	110 - 130 140 145 145 155 145 173 200 173 200	09/05→05/10 03/07→01/10 03/07→05/10 09/08→05/10 03/05→05/10 09/07→09/08 09/07→05/10 09/08→05/10 03/07→08/07 09/06→05/10		Scheibenbremse; <input type="checkbox"/>		24.3727-0236.2 580236	L= 1.681
→				Scheibenbremse; <input type="checkbox"/>		24.3727-0237.2 580237	L= 1.673











	kW					! #		
BMW - 5 Touring (E61) 03/04→12/10								
 Seilzug, Feststellbremse								
520 d	120	04/05→05/10			07/05→; Scheibenbremse; <input type="checkbox"/>		24.3727-0236.2 580236	L= 1.681
523 i	130	10/04→02/07						
525 i	160	03/05→05/10			07/05→; Scheibenbremse; <input type="checkbox"/>		24.3727-0237.2 580237	L= 1.673
530 d	170	02/05→02/07						
530 i	190	09/04→02/07						
530 xd	170	02/05→02/07						
530 xi	190	04/05→02/07						
520 i	120 - 125	07/07→12/10			→ 05/10; Scheibenbremse; <input type="checkbox"/>		24.3727-0236.2 580236	L= 1.681
525 i	155 - 160	01/07→12/10			→ 05/10; Scheibenbremse; <input type="checkbox"/>		24.3727-0237.2 580237	L= 1.673
525 i xDrive	160	09/08→12/10						
525 xi	160	07/05→12/10						
550 i	270	07/05→12/10						
M5	373	02/07→12/10						
523 i	140	01/07→12/10			03/07→ 05/10; Scheibenbremse; <input type="checkbox"/>		24.3727-0236.2 580236	L= 1.681
530 i	200	01/07→12/10						
535 d	210	01/07→12/10			03/07→ 05/10; Scheibenbremse; <input type="checkbox"/>		24.3727-0237.2 580237	L= 1.673
525 d	120	03/04→03/07			12/04→; Scheibenbremse; <input type="checkbox"/>		24.3727-0236.2 580236	L= 1.681
					12/04→; Scheibenbremse; <input type="checkbox"/>		24.3727-0237.2 580237	L= 1.673
525 d	130	03/04→03/07			05/04→; Scheibenbremse; <input type="checkbox"/>		24.3727-0236.2 580236	L= 1.681
530 d	155 - 160	03/04→05/10			05/04→; Scheibenbremse; <input type="checkbox"/>		24.3727-0237.2 580237	L= 1.673
525 i	141	06/04→12/10			→ 03/05; Scheibenbremse; <input type="checkbox"/>		24.3727-0236.2 580236	L= 1.681
					→ 03/05; Scheibenbremse; <input type="checkbox"/>		24.3727-0237.2 580237	L= 1.673
530 d	173	02/07→05/10			03/07→; Scheibenbremse; <input type="checkbox"/>		24.3727-0236.2 580236	L= 1.681
530 i	200	09/06→03/10			03/07→; Scheibenbremse; <input type="checkbox"/>		24.3727-0237.2 580237	L= 1.673
535 d	200	09/04→12/10			→ 03/07; Scheibenbremse; <input type="checkbox"/>		24.3727-0236.2 580236	L= 1.681
					→ 03/07; Scheibenbremse; <input type="checkbox"/>		24.3727-0237.2 580237	L= 1.673
545 i	245	06/04→12/10			→ 08/05; Scheibenbremse; <input type="checkbox"/>		24.3727-0236.2 580236	L= 1.681
					→ 08/05; Scheibenbremse; <input type="checkbox"/>		24.3727-0237.2 580237	L= 1.673
BMW - 6 (E63) 09/03→12/10								
 Bremsbackensatz, Feststellbremse								
630 i	190 - 200	09/04→08/10	➡				03.0137-0419.2 650419	Ø 185 x 30
645 Ci	245	09/03→08/05						
650 i	270	09/05→08/10						
M	373	09/05→07/10						
635 d	210	07/07→07/10	➡	09/07→			03.0137-0419.2 650419	Ø 185 x 30
Zubehörsatz, Feststellbremsbacken								
630 i	190 - 200	09/04→08/10	➡				03.0137-9288.2 669288	
645 Ci	245	09/03→08/05						
650 i	270	09/05→08/10						
M	373	09/05→07/10						
635 d	210	07/07→07/10	➡	09/07→			03.0137-9288.2 669288	
BMW - 6 Cabriolet (E64) 03/04→12/10								
 Bremsbackensatz, Feststellbremse								
630 i	190 - 200	09/04→08/10	➡				03.0137-0419.2 650419	Ø 185 x 30
645 Ci	245	04/04→08/05						
650 i	270	09/05→08/10						
635 d	210	07/07→07/10	➡	09/07→			03.0137-0419.2 650419	Ø 185 x 30
Zubehörsatz, Feststellbremsbacken								
630 i	190 - 200	09/04→08/10	➡				03.0137-9288.2 669288	
645 Ci	245	04/04→08/05						
650 i	270	09/05→08/10						
635 d	210	07/07→07/10	➡	09/07→			03.0137-9288.2 669288	
BMW - 7 (E38) 03/94→11/01								
 Bremsbackensatz, Feststellbremse								
725 tds	105	04/96→11/01	➡	05/96→			03.0137-0150.2 650150	Ø 180 x 25
iL	142	08/95→11/01	➡				03.0137-0150.2 650150	Ø 180 x 25
728 i	142	08/95→11/01	➡	01/96→			03.0137-0150.2 650150	Ø 180 x 25
728i X	142	11/95→09/01	➡				03.0137-0150.2 650150	Ø 180 x 25
730 d	142	04/00→11/01	➡					











	kw			 	! #		
BMW - 7 (E38) 03/94→11/01							
 Bremsbackensatz, Feststellbremse							
730 i iL	155 155 - 240	10/94→11/01 10/94→11/01	➔			03.0137-0150.2 650150	Ø 180 x 25
735 i	173 - 175	03/96→07/01					
740 d 740 i 750 i	180 210 240	05/99→11/01 02/96→07/01 11/94→07/01					
730 d	135	08/98→04/00	➔	09/98→		03.0137-0150.2 650150	Ø 180 x 25
Zubehörsatz, Feststellbremsbacken							
725 tds	105	04/96→11/01		05/96→		03.0137-9700.2 669700	
			➔	05/96→		03.0137-9062.2 669062	
iL 728 i	142 142	08/95→11/01 08/95→11/01		01/96→		03.0137-9700.2 669700	
			➔			03.0137-9062.2 669062	
			➔	01/96→		03.0137-9062.2 669062	
728i X 730 d 730 i iL	142 142 155 155 - 240	11/95→09/01 04/00→11/01 10/94→11/01 10/94→11/01	➔			03.0137-9062.2 669062	
735 i	173 - 175	03/96→07/01					
740 d 740 i 750 i	180 210 240	05/99→11/01 02/96→07/01 11/94→07/01					
730 d	135	08/98→04/00		09/98→		03.0137-9700.2 669700	
			➔	09/98→		03.0137-9062.2 669062	
 Seilzug, Feststellbremse							
725 tds	105	04/96→11/01		05/96→; Scheibenbremse; <input type="checkbox"/>		24.3727-0232.2 580232	L= 1.265
				05/96→; Scheibenbremse; <input type="checkbox"/>		24.3727-0239.2 580239	L= 1.119
iL 728 i	142 142	08/95→11/01 08/95→11/01		01/96→; Scheibenbremse; <input type="checkbox"/>		24.3727-0232.2 580232	L= 1.265
				Scheibenbremse; <input type="checkbox"/>		24.3727-0232.2 580232	L= 1.265
				01/96→; Scheibenbremse; <input type="checkbox"/>		24.3727-0239.2 580239	L= 1.119
				Scheibenbremse; <input type="checkbox"/>		24.3727-0239.2 580239	L= 1.119
728i X 730 d 730 i iL	142 142 155 155 - 240	11/95→09/01 04/00→11/01 10/94→11/01 10/94→11/01		Scheibenbremse; <input type="checkbox"/>		24.3727-0232.2 580232	L= 1.265
735 i	173 - 175	03/96→07/01		Scheibenbremse; <input type="checkbox"/>		24.3727-0239.2 580239	L= 1.119
740 d 740 i 750 i	180 210 240	05/99→11/01 02/96→07/01 11/94→07/01					
730 d	135	08/98→04/00		09/98→; Scheibenbremse; <input type="checkbox"/>		24.3727-0232.2 580232	L= 1.265
				09/98→; Scheibenbremse; <input type="checkbox"/>		24.3727-0239.2 580239	L= 1.119
BMW - 7 (E65, E66, E67) 07/01→12/09							
 Bremsbackensatz, Feststellbremse							
730 d	150 - 155	09/02→08/08	➔			03.0137-0419.2 650419	Ø 185 x 30
730 i Li	170 170 -	03/03→07/08 07/01→08/08					
730 Ld 735 i	270 200 -	07/05→08/08 11/01→12/09					
740 d 740 i 745 d	225 190 225	10/02→02/05 03/05→08/08					
745 i 750 i	220 - 242	03/05→07/08					
730 d	245 270	07/01→03/05 03/05→08/08					
730 d	160	06/02→02/05	➔	09/02→		03.0137-0419.2 650419	Ø 185 x 30
730 i Li	184 - 190 184 - 190	03/05→08/08 03/05→08/08	➔	07/05→		03.0137-0419.2 650419	Ø 185 x 30
760 i →	320 - 327	01/03→08/08	➔	03/03→		03.0137-0419.2 650419	Ø 185 x 30











	kW			 	! #		
BMW - 7 (E65, E66, E67) 07/01→12/09							
 Bremsbackensatz, Feststellbremse							
Li	327	01/03→08/08	➡	03/03→		03.0137-0419.2 650419	Ø 185 x 30
Zubehörsatz, Feststellbremsbacken							
730 d	150 - 155	09/02→08/08	➡			03.0137-9288.2 669288	
730 i	170	03/03→07/08					
Li	170 - 270	07/01→08/08					
730 Ld	170	07/05→08/08					
735 i	200 - 225	11/01→12/09					
740 d	190	10/02→02/05					
740 i	225	03/05→08/08					
745 d	220 - 242	03/05→07/08					
745 i	245	07/01→03/05					
750 i	270	03/05→08/08					
730 d	160	06/02→02/05	➡	09/02→		03.0137-9288.2 669288	
730 i	184 - 190	03/05→08/08	➡	07/05→		03.0137-9288.2 669288	
Li	184 - 190	03/05→08/08					
760 i	320 - 327	01/03→08/08	➡	03/03→		03.0137-9288.2 669288	
Li	327	01/03→08/08					
BMW - 7 (F01, F02, F03, F04) 02/08→12/15							
 Bremsbackensatz, Feststellbremse							
730 d	155	02/08→05/15	➡	09/08→		03.0137-0419.2 650419	Ø 185 x 30
730 d	180 - 190	09/08→05/15	➡			03.0137-0419.2 650419	Ø 185 x 30
730 i	190	09/09→06/15					
Li	190 - 400	09/08→12/15					
740 d	225 - 230	09/09→06/15					
740 d xDrive	225 - 230	09/10→06/15					
740 i	224 - 240	09/08→12/15					
Li xDrive	235 - 330	09/09→12/15					
750 d xDrive	280	07/12→12/15					
750 i	300 - 331	09/08→06/15					
760 i	400	09/09→12/15					
ActiveHybrid 7	260 - 342	04/10→06/15					
730 d xDrive	155 - 190	11/11→05/15	➡	06/12→		03.0137-0419.2 650419	Ø 185 x 30
Zubehörsatz, Feststellbremsbacken							
730 d	155	02/08→05/15		09/08→		03.0137-9288.2 669288	
730 d	180 - 190	09/08→05/15				03.0137-9288.2 669288	
730 i	190	09/09→06/15					
Li	190 - 400	09/08→12/15					
740 d	225 - 230	09/09→06/15					
740 d xDrive	225 - 230	09/10→06/15					
740 i	224 - 240	09/08→12/15					
Li xDrive	235 - 330	09/09→12/15					
750 d xDrive	280	07/12→12/15					
750 i	300 - 331	09/08→06/15					
760 i	400	09/09→12/15					
ActiveHybrid 7	260 - 342	04/10→06/15					
730 d xDrive	155 - 190	11/11→05/15		06/12→		03.0137-9288.2 669288	




































	kW			 	! #		
BMW - 8 (E31) 01/90→12/99							
 Bremsbackensatz, Feststellbremse							
840 Ci 850 Ci	210 240	03/96→06/99 09/94→12/99	➔			03.0137-0150.2 650150	Ø 180 x 25
Zubehörsatz, Feststellbremsbacken							
840 Ci 850 Ci	210 240	03/96→06/99 09/94→12/99	➔			03.0137-9062.2 669062	
BMW - X1 (E84) 03/09→06/15							
 Bremsbackensatz, Feststellbremse							
sDrive 16 d xDrive 25 d	85 160	04/12→06/15 10/09→06/15	➔	07/12→		03.0137-0305.2 650305	Ø 185 x 20
sDrive 16 i sDrive 18 d sDrive 18 i	105 105 100 -	03/13→06/15 12/09→06/15 03/10→06/15	➔			03.0137-0305.2 650305	Ø 185 x 20
sDrive 20 d	110 120 -	10/09→06/15					
sDrive 20 i sDrive 28 i xDrive 18 d xDrive 20 d	135 180 105 120 -	09/11→06/15 09/12→06/15 10/09→06/15 09/09→06/15					
xDrive 20 i xDrive 23 d xDrive 25 i xDrive 28 i	135 150 160 180 -	09/11→06/15 10/09→06/15 03/10→08/11 09/09→06/15					
xDrive 28 i Flex xDrive 35 i	194 180 225	04/11→06/15 03/11→06/15					
sDrive 18 d xDrive 18 d	100 100	03/09→06/15 03/09→06/15	➔	10/09→		03.0137-0305.2 650305	Ø 185 x 20
Zubehörsatz, Feststellbremsbacken							
sDrive 16 d xDrive 25 d	85 160	04/12→06/15 10/09→06/15		07/12→		03.0137-9062.2 669062 03.0137-9700.2 669700 03.0137-9702.2 669702	
sDrive 16 i sDrive 18 d sDrive 18 i	105 105 100 -	03/13→06/15 12/09→06/15 03/10→06/15				03.0137-9062.2 669062 03.0137-9700.2 669700 03.0137-9702.2 669702	
sDrive 20 d	110 120 -	10/09→06/15					
sDrive 20 i sDrive 28 i xDrive 18 d xDrive 20 d	135 180 105 120 -	09/11→06/15 09/12→06/15 10/09→06/15 09/09→06/15					
xDrive 20 i xDrive 23 d xDrive 25 i xDrive 28 i	135 150 160 180 -	09/11→06/15 10/09→06/15 03/10→08/11 09/09→06/15					
xDrive 28 i Flex xDrive 35 i	194 180 225	04/11→06/15 03/11→06/15					
sDrive 18 d xDrive 18 d	100 100	03/09→06/15 03/09→06/15		10/09→		03.0137-9062.2 669062 03.0137-9700.2 669700 03.0137-9702.2 669702	
BMW - X3 (E83) 01/03→12/11							
 Bremsbackensatz, Feststellbremse							
2.0 d 2.0 i 2.0 sd 2.5 i 2.5 si 2.5 si xDrive 3.0 d	110 110 130 141 160 155 150 -	09/04→08/07 07/05→08/08 09/07→08/08 03/04→07/06 08/06→08/08 08/06→08/08 01/04→08/08	➔			03.0137-0419.2 650419	Ø 185 x 30
3.0 i xDrive 3.0 sd 3.0 si	160 170 210 194 -	08/06→08/08 09/03→07/06 09/06→08/08 08/06→08/08					
xDrive 20 d	200 120 -	09/08→08/10					
xDrive 25 i	130 155 -	09/08→08/10					
xDrive 30 d	160 155 -	09/08→08/10					
➔	160						















	kW			 	! #		
BMW - X3 (E83) 01/03→12/11							
 Bremsbackensatz, Feststellbremse							
xDrive 30 i	160 - 200	08/06→08/10	➔			03.0137-0419.2 650419	Ø 185 x 30
xDrive 18 d	100 - 105	09/08→12/11	➔	→ 08/10		03.0137-0419.2 650419	Ø 185 x 30
xDrive 20 i	110	09/08→08/11					
xDrive 35 d	210	09/08→08/11					
Zubehörsatz, Feststellbremsbacken							
2.0 d	110	09/04→08/07	➔			03.0137-9288.2 669288	
2.0 i	110	07/05→08/08					
2.0 sd	130	09/07→08/08					
2.5 i	141	03/04→07/06					
2.5 si	160	08/06→08/08					
2.5 si xDrive	155	08/06→08/08					
3.0 d	150 - 160	01/04→08/08					
3.0 i xDrive	170	09/03→07/06					
3.0 sd	210	09/06→08/08					
3.0 si	194 - 200	08/06→08/08					
xDrive 20 d	120 - 130	09/08→08/10					
xDrive 25 i	155 - 160	09/08→08/10					
xDrive 30 d	155 - 160	09/08→08/10					
xDrive 30 i	160 - 200	08/06→08/10					
xDrive 18 d	100 - 105	09/08→12/11	➔	→ 08/10		03.0137-9288.2 669288	
xDrive 20 i	110	09/08→08/11					
xDrive 35 d	210	09/08→08/11					
 Seilzug, Feststellbremse							
2.0 d	110	09/04→08/07			Scheibenbremse; <input type="checkbox"/>	24.3727-0235.2 580235	L= 1.613
2.0 i	110	07/05→08/08					
2.0 sd	130	09/07→08/08			Scheibenbremse; <input type="checkbox"/>	24.3727-0238.2 580238	L= 1.634
2.5 i	141	03/04→07/06					
2.5 si	160	08/06→08/08					
2.5 si xDrive	155	08/06→08/08					
3.0 d	150 - 160	01/04→08/08					
3.0 i xDrive	170	09/03→07/06					
3.0 sd	210	09/06→08/08					
3.0 si	194 - 200	08/06→08/08					
xDrive 20 d	120 - 130	09/08→08/10					
xDrive 25 i	155 - 160	09/08→08/10					
xDrive 30 d	155 - 160	09/08→08/10					
xDrive 30 i	160 - 200	08/06→08/10					
xDrive 18 d	100 - 105	09/08→12/11		→ 08/10; Scheibenbremse; <input type="checkbox"/>		24.3727-0235.2 580235	L= 1.613
xDrive 20 i	110	09/08→08/11		→ 08/10; Scheibenbremse; <input type="checkbox"/>		24.3727-0238.2 580238	L= 1.634
xDrive 35 d	210	09/08→08/11					
BMW - X5 (E53) 01/00→12/06							
 Bremsbackensatz, Feststellbremse							
3.0 d	135 - 160	04/01→09/06	➔			03.0137-0419.2 650419	Ø 185 x 30
3.0 i	170	04/00→10/06					
4.4 i	210 - 235	01/00→10/06					
4.6 is	255	10/01→09/03					
4.8 is	265	04/04→09/06					
Zubehörsatz, Feststellbremsbacken							
3.0 d	135 - 160	04/01→09/06	➔			03.0137-9288.2 669288	
3.0 i	170	04/00→10/06					
4.4 i	210 - 235	01/00→10/06					
4.6 is	255	10/01→09/03					
4.8 is	265	04/04→09/06					
→							














	kW			 	! #		
BMW - X5 (E53) 01/00→12/06							
 Seilzug, Feststellbremse							
3.0 d	135 - 160	04/01→09/06		für Linklenker; Scheibenbremse; ↓	2	24.3727-0231.2 580231	L= 1.942
3.0 i	170	04/00→10/06					
4.4 i	210 - 235	01/00→10/06					
4.6 is	255	10/01→09/03					
4.8 is	265	04/04→09/06					
BMW - X5 (E70) 02/06→07/13							
 Bremsbackensatz, Feststellbremse							
3.0 3.0d	155	02/07→09/08	➔			03.0137-0419.2 650419	Ø 185 x 30
3.0 d	173	12/06→09/08					
3.0 sd	210	10/07→09/08					
3.0 si	200	10/06→09/08					
4.8 i xDrive	261	10/06→09/08					
M	408	07/09→07/13					
xDrive 35 i	225 - 235	04/10→07/13					
xDrive 40 d	225	09/10→06/13					
xDrive 40 i	225	01/12→06/13					
xDrive 50 i	300	04/10→07/13					
M 50 d	280	08/11→06/13	➔	06/12→		03.0137-0419.2 650419	Ø 185 x 30
xDrive 30 d	155 - 173	10/08→07/13	➔	08/09→		03.0137-0419.2 650419	Ø 185 x 30
xDrive 30 i	172 - 200	02/07→12/12					
xDrive 35 d	210	10/08→07/13					
xDrive 48 i	261	10/08→03/10					
xDrive 30 d	180	04/10→07/13	➔	09/10→		03.0137-0419.2 650419	Ø 185 x 30
Zubehörsatz, Feststellbremsbacken							
3.0 3.0d	155	02/07→09/08	➔			03.0137-9288.2 669288	
3.0 d	173	12/06→09/08					
3.0 sd	210	10/07→09/08					
3.0 si	200	10/06→09/08					
4.8 i xDrive	261	10/06→09/08					
M	408	07/09→07/13					
xDrive 35 i	225 - 235	04/10→07/13					
xDrive 40 d	225	09/10→06/13					
xDrive 40 i	225	01/12→06/13					
xDrive 50 i	300	04/10→07/13					
M 50 d	280	08/11→06/13	➔	06/12→		03.0137-9288.2 669288	
xDrive 30 d	155 - 173	10/08→07/13	➔	08/09→		03.0137-9288.2 669288	
xDrive 30 i	172 - 200	02/07→12/12					
xDrive 35 d	210	10/08→07/13					
xDrive 48 i	261	10/08→03/10					
xDrive 30 d	180	04/10→07/13	➔	09/10→		03.0137-9288.2 669288	
BMW - X5 (F15, F85) 08/13→07/18							
 Bremsbackensatz, Feststellbremse							
M	423	12/14→07/18	➔			03.0137-0419.2 650419	Ø 185 x 30
M 50 d	280	12/13→07/18					
sDrive 25 d	155 - 170	12/13→07/18					
sDrive 35 i	225	08/13→07/18					
xDrive 25 d	155 - 170	12/13→07/18					
xDrive 28 i	180	06/15→07/18					
xDrive 30 d	183 - 210	08/13→07/18					
xDrive 35 i	225 - 240	12/13→07/18					
xDrive 40 d	230	12/13→07/18					
xDrive 40e	205 - 230	08/15→07/18					
xDrive 50 i	330	08/13→07/18					
Zubehörsatz, Feststellbremsbacken							
M	423	12/14→07/18				03.0137-9700.2 669700	
M 50 d	280	12/13→07/18				03.0137-9702.2 669702	
sDrive 25 d	155 - 170	12/13→07/18					
sDrive 35 i	225	08/13→07/18	➔			03.0137-9288.2 669288	
xDrive 25 d	155 - 170	12/13→07/18					
→							


















	kW			 	! #		
BMW - X5 (F15, F85) 08/13→07/18							
Zubehörsatz, Feststellbremsbacken							
xDrive 28 i	180	06/15→07/18				03.0137-9700.2 669700	
xDrive 30 d	183 - 210	08/13→07/18				03.0137-9702.2 669702	
xDrive 35 i	225 - 240	12/13→07/18	➔			03.0137-9288.2 669288	
xDrive 40 d	230	12/13→07/18					
xDrive 40e	205 - 230	08/15→07/18					
xDrive 50 i	330	08/13→07/18					
BMW - X6 (E71, E72) 06/07→07/14							
 Bremsbackensatz, Feststellbremse							
ActiveHybrid xDrive 40 d	357 225	01/09→10/11 07/09→06/14	➔	10/10→		03.0137-0419.2 650419	Ø 185 x 30
M	408	07/09→07/14	➔	09/09→		03.0137-0419.2 650419	Ø 185 x 30
M 50 d	280	08/11→06/14	➔	06/12→		03.0137-0419.2 650419	Ø 185 x 30
xDrive 30 d	155	04/10→07/14	➔			03.0137-0419.2 650419	Ø 185 x 30
xDrive 35 i	235	08/12→06/14	➔				
xDrive 30 d	173	04/08→03/10	➔	09/08→		03.0137-0419.2 650419	Ø 185 x 30
xDrive 35 d	210	01/08→03/10					
xDrive 35 i	224 - 240	06/07→07/14					
xDrive 50 i	300 - 330	10/07→07/14					
xDrive 30 d	180	04/10→07/14	➔	09/10→		03.0137-0419.2 650419	Ø 185 x 30
Zubehörsatz, Feststellbremsbacken							
ActiveHybrid xDrive 40 d	357 225	01/09→10/11 07/09→06/14	➔	10/10→		03.0137-9288.2 669288	
M	408	07/09→07/14	➔	09/09→		03.0137-9288.2 669288	
M 50 d	280	08/11→06/14	➔	06/12→		03.0137-9288.2 669288	
xDrive 30 d	155	04/10→07/14	➔			03.0137-9288.2 669288	
xDrive 35 i	235	08/12→06/14	➔				
xDrive 30 d	173	04/08→03/10	➔	09/08→		03.0137-9288.2 669288	
xDrive 35 d	210	01/08→03/10					
xDrive 35 i	224 - 240	06/07→07/14					
xDrive 50 i	300 - 330	10/07→07/14					
xDrive 30 d	180	04/10→07/14	➔	09/10→		03.0137-9288.2 669288	
BMW - X6 (F16, F86) 08/14→07/19							
 Bremsbackensatz, Feststellbremse							
M	423	12/14→07/19	➔			03.0137-0419.2 650419	Ø 185 x 30
M 50 d	280	08/14→07/19					
xDrive 28 i	180	06/15→07/19					
xDrive 30 d	155 - 204	08/14→07/19					
xDrive 35 i	225 - 240	08/14→07/19					
xDrive 40 d	230	12/14→07/19					
xDrive 50 i	330	08/14→07/19					
Zubehörsatz, Feststellbremsbacken							
M	423	12/14→07/19				03.0137-9288.2 669288	
M 50 d	280	08/14→07/19					
xDrive 28 i	180	06/15→07/19				03.0137-9700.2 669700	
xDrive 30 d	155 - 204	08/14→07/19				03.0137-9702.2 669702	
xDrive 35 i	225 - 240	08/14→07/19					
xDrive 40 d	230	12/14→07/19					
xDrive 50 i	330	08/14→07/19					
BMW - Z3 Coupe (E36) 04/97→06/03							
 Bremsbackensatz, Feststellbremse							
2.8 i	142	01/98→05/00	➔			03.0137-0248.2 650248	Ø 161 x 25
3.0 i	170	06/00→06/03	➔	→ 12/02		03.0137-0248.2 650248	Ø 161 x 25
M	236	02/98→06/01	➔			03.0137-0150.2 650150	Ø 180 x 25
M 3.2	176	02/98→06/00					
M	239	06/01→06/03	➔	→ 12/02		03.0137-0150.2 650150	Ø 180 x 25
→							


















	kw			 	! #		
BMW - Z3 Coupe (E36) 04/97→06/03							
Zubehörsatz, Feststellbremsbacken							
2.8 i	142	01/98→05/00	➔			03.0137-9148.2 669148	
3.0 i	170	06/00→06/03	➔	→ 12/02		03.0137-9148.2 669148	
M	236	02/98→06/01	➔			03.0137-9062.2 669062	
M 3.2	176	02/98→06/00					
M	239	06/01→06/03	➔	→ 12/02		03.0137-9062.2 669062	
 Seilzug, Feststellbremse							
2.8 i	142	01/98→05/00		Scheibenbremse; 	2	24.3727-0229.2 580229	L= 1.283
M 3.2	176	02/98→06/00					
3.0 i	170	06/00→06/03		→ 12/00; Scheibenbremse; 	2	24.3727-0229.2 580229	L= 1.283
M	236	02/98→06/01					
BMW - Z3 Roadster (E36) 10/95→01/03							
 Bremsbackensatz, Feststellbremse							
1.8 i	85	10/95→10/98	➔			03.0137-0248.2 650248	Ø 161 x 25
1.9 i	103	11/95→03/99					
2.2 i	125	10/00→06/02					
2.5 i	141	10/00→08/02					
2.8 i	142	11/96→05/00					
1.9 i	85 - 87	07/98→01/03	➔	→ 12/02		03.0137-0248.2 650248	Ø 161 x 25
3.0 i	170	06/00→01/03					
2.0 i	110	04/99→01/03	➔	→ 08/00		03.0137-0248.2 650248	Ø 161 x 25
2.2 i	120	08/00→01/03	➔	10/00→ 12/02		03.0137-0248.2 650248	Ø 161 x 25
2.8 i	143	01/96→05/00	➔	05/97→		03.0137-0248.2 650248	Ø 161 x 25
M 3.2	179 - 236	01/97→06/00	➔			03.0137-0150.2 650150	Ø 180 x 25
M 3.2	239	06/01→01/03	➔	→ 12/02		03.0137-0150.2 650150	Ø 180 x 25
Zubehörsatz, Feststellbremsbacken							
1.8 i	85	10/95→10/98	➔			03.0137-9148.2 669148	
1.9 i	103	11/95→03/99					
2.2 i	125	10/00→06/02					
2.5 i	141	10/00→08/02					
2.8 i	142	11/96→05/00					
1.9 i	85 - 87	07/98→01/03	➔	→ 12/02		03.0137-9148.2 669148	
3.0 i	170	06/00→01/03					
2.0 i	110	04/99→01/03	➔	→ 08/00		03.0137-9148.2 669148	
2.2 i	120	08/00→01/03	➔	10/00→ 12/02		03.0137-9148.2 669148	
2.8 i	143	01/96→05/00	➔	05/97→		03.0137-9148.2 669148	
M 3.2	179 - 236	01/97→06/00	➔			03.0137-9062.2 669062	
M 3.2	239	06/01→01/03	➔	→ 12/02		03.0137-9062.2 669062	
 Seilzug, Feststellbremse							
1.8 i	85	10/95→10/98		Scheibenbremse; 	2	24.3727-0228.2 580228	L= 1.255
1.9 i	103	11/95→03/99					
1.9 i	85 - 87	07/98→01/03		→ 12/02; Scheibenbremse; 	2	24.3727-0229.2 580229	L= 1.283
2.0 i	110	04/99→01/03		→ 08/00; Scheibenbremse; 	2	24.3727-0229.2 580229	L= 1.283
2.2 i	120	08/00→01/03		10/00→ 12/00; Scheibenbremse; 	2	24.3727-0229.2 580229	L= 1.283
2.2 i	125	10/00→06/02		→ 12/00; Scheibenbremse; 	2	24.3727-0229.2 580229	L= 1.283
3.0 i	170	06/00→01/03					
2.5 i	141	10/00→08/02		Scheibenbremse; 	2	24.3727-0229.2 580229	L= 1.283
2.8 i	142	11/96→05/00					
M 3.2	179 - 236	01/97→06/00					
2.8 i	143	01/96→05/00		05/97→; Scheibenbremse; 	2	24.3727-0229.2 580229	L= 1.283
BMW - Z4 Coupe (E86) 03/06→01/09							
 Bremsbackensatz, Feststellbremse							
3.0 si	195	04/06→08/08	➔			03.0137-0379.2 650379	Ø 161 x 20
M	252	04/06→08/08	➔			03.0137-0419.2 650419	Ø 185 x 30
Zubehörsatz, Feststellbremsbacken							
3.0 si	195	04/06→08/08				03.0137-9701.2 669701	
➔						03.0137-9702.2 669702	














	kw			 	! #		
BMW - Z4 Coupe (E86) 03/06→01/09							
Zubehörsatz, Feststellbremsbacken							
3.0 si	195	04/06→08/08	➔			03.0137-9265.2 669265	
M	252	04/06→08/08				03.0137-9288.2 669288	
BMW - Z4 Roadster (E85) 09/02→12/09							
 Bremsbackensatz, Feststellbremse							
2.0 i	110	03/05→02/09	➔	04/05→ 12/08		03.0137-0379.2 650379	Ø 161 x 20
2.2 i	125	10/03→10/05	➔			03.0137-0379.2 650379	Ø 161 x 20
2.5 i	141	12/02→12/05					
2.5 si	160	01/06→08/08					
3.0 i	170	12/02→12/05					
3.0 si	195	01/06→08/08					
2.5 i	130	09/05→02/09	➔	01/06→ 12/08		03.0137-0379.2 650379	Ø 161 x 20
2.5 si	155	09/05→02/09					
M	252	01/06→08/08	➔			03.0137-0419.2 650419	Ø 185 x 30
Zubehörsatz, Feststellbremsbacken							
2.0 i	110	03/05→02/09		04/05→ 12/08		03.0137-9701.2 669701	
			➔	04/05→ 12/08		03.0137-9702.2 669702	
2.2 i	125	10/03→10/05				03.0137-9701.2 669701	
2.5 i	141	12/02→12/05				03.0137-9702.2 669702	
2.5 si	160	01/06→08/08				03.0137-9702.2 669702	
3.0 i	170	12/02→12/05	➔			03.0137-9265.2 669265	
3.0 si	195	01/06→08/08					
2.5 i	130	09/05→02/09		01/06→ 12/08		03.0137-9701.2 669701	
2.5 si	155	09/05→02/09				03.0137-9702.2 669702	
			➔	01/06→ 12/08		03.0137-9265.2 669265	
M	252	01/06→08/08				03.0137-9288.2 669288	
BMW - Z8 Roadster (E52) 01/00→12/03							
 Bremsbackensatz, Feststellbremse							
4.9	294	01/00→12/03	➔			03.0137-0150.2 650150	Ø 180 x 25
Zubehörsatz, Feststellbremsbacken							
4.9	294	01/00→12/03	➔			03.0137-9062.2 669062	
CHEVROLET - ASTRA Schrägheck 09/98→12/11							
 Seilzug, Feststellbremse							
2.0 DTi	74	08/02→12/11		→ 07/05; ⬇	2	24.3727-0746.2 580746	L= 182 + Zub
				→ 07/05; ⬆		24.3727-0748.2 580748	L= 279 + Zub
				→ 07/05; für erhöhte Nutzlast; ▣		24.3727-0784.2 580784	L= 1.677 L2= 1.677 + Zub
CHEVROLET - ASTRA Stufenheck 10/98→12/11							
 Seilzug, Feststellbremse							
2.0 DTi GLS	74	08/02→12/11		→ 07/05; ⬇	2	24.3727-0746.2 580746	L= 182 + Zub
				→ 07/05; ⬆		24.3727-0748.2 580748	L= 279 + Zub
				→ 07/05; für erhöhte Nutzlast; ▣		24.3727-0784.2 580784	L= 1.677 L2= 1.677 + Zub
CHEVROLET - AVEO / KALOS Schrägheck (T200) 02/03→05/08							
 Radbremszylinder							
1.2	53	01/04→05/08	➔		2	24.3219-1767.3 020552	GG
1.2 LPG	53	01/05→05/08					
1.4	61	03/05→05/08					
1.4 16V	69	05/03→05/08					
1.5	62	01/05→05/08					
Zubehörsatz, Bremsbacken							
1.2	53	01/04→05/08	➔			03.0137-9167.2 669167	
1.2 LPG	53	01/05→05/08					
1.4	61	03/05→05/08					
1.4 16V	69	05/03→05/08					
1.5	62	01/05→05/08					
 Bremstrommel							
1.2 LPG	53	01/05→05/08	➔			24.0220-0048.1 480318	Ø 230 x 40,5 / 201
→							















	kw					! #		
CHEVROLET - AVEO / KALOS Schrägheck (T200) 02/03→05/08								
 Bremsbackensatz								
1.2	53	01/04→05/08	➔				03.0137-0472.2 650472	Ø 200 x 36 + HEB
1.4	61	03/05→05/08					03.0520-6619.3 696619	Ø 200 x 36 + RZ / + Zub TopKit
1.4 16V	69	05/03→05/08						
1.5	62	01/05→05/08						
1.2 LPG	53	01/05→05/08	➔				03.0137-0472.2 650472	Ø 200 x 36 + HEB
CHEVROLET - AVEO / KALOS Schrägheck (T250, T255) 06/06→								
 Radbremszylinder								
1.2	53 - 62	06/06→	➔	→ 07/11	2	24.3219-1767.3 020552		GG
1.2 LPG	60 - 62	04/08→11/12						
1.4	74	04/08→						
1.4 16V	69	06/06→05/08	➔		2	24.3219-1767.3 020552		GG
1.4 Flexfuel	69	07/11→03/13						
Zubehörsatz, Bremsbacken								
1.2	53 - 62	06/06→	➔	→ 07/11		03.0137-9167.2 669167		
1.2 LPG	60 - 62	04/08→11/12						
1.4	74	04/08→						
1.4 16V	69	06/06→05/08	➔			03.0137-9167.2 669167		
1.4 Flexfuel	69	07/11→03/13						
 Bremstrommel								
1.2	55 - 62	04/08→	➔	→ 07/11		24.0220-0048.1 480318		Ø 230 x 40,5 / 201
1.2 LPG	60 - 62	04/08→11/12						
1.4	74	04/08→						
1.4 16V	69	06/06→05/08	➔			24.0220-0048.1 480318		Ø 230 x 40,5 / 201
1.4 Flexfuel	69	07/11→03/13						
 Bremsbackensatz								
1.2	53 - 62	06/06→	➔	→ 07/11		03.0137-0472.2 650472		Ø 200 x 36 + HEB
1.2 LPG	60 - 62	04/08→11/12				03.0520-6619.3 696619		Ø 200 x 36 + RZ / + Zub TopKit
1.4	74	04/08→						
1.4 16V	69	06/06→05/08	➔			03.0137-0472.2 650472		Ø 200 x 36 + HEB
1.4 Flexfuel	69	07/11→03/13				03.0520-6619.3 696619		Ø 200 x 36 + RZ / + Zub TopKit
CHEVROLET - AVEO / KALOS Stufenheck (T200) 01/03→12/08								
 Radbremszylinder								
1.4	69	05/03→05/08	➔	03/06→	2	24.3219-1767.3 020552		GG
1.5	63	10/04→05/06	➔		2	24.3219-1767.3 020552		GG
Zubehörsatz, Bremsbacken								
1.4	69	05/03→05/08	➔	03/06→		03.0137-9167.2 669167		
1.5	63	10/04→05/06	➔			03.0137-9167.2 669167		
 Bremsbackensatz								
1.4	69	05/03→05/08	➔	03/06→		03.0137-0472.2 650472		Ø 200 x 36 + HEB
						03.0520-6619.3 696619		Ø 200 x 36 + RZ / + Zub TopKit
1.5	63	10/04→05/06	➔			03.0137-0472.2 650472		Ø 200 x 36 + HEB
						03.0520-6619.3 696619		Ø 200 x 36 + RZ / + Zub TopKit
CHEVROLET - AVEO / KALOS Stufenheck (T250, T255) 03/05→								
 Radbremszylinder								
1.2	53	03/05→12/07	➔		2	24.3219-1767.3 020552		GG
1.4	69	03/05→05/13						
1.2	55 - 62	01/08→	➔	→ 07/11	2	24.3219-1767.3 020552		GG
1.2 LPG	62	01/09→						
1.4	74	09/08→						
1.4 CNG	69	01/08→						
1.5	62	05/05→						
1.6	75 - 77	05/05→						
1.4	61	03/05→	➔	→ 05/08	2	24.3219-1767.3 020552		GG
→								















	kW					! #		
CHEVROLET - AVEO / KALOS Stufenheck (T250, T255) 03/05→								
Zubehörsatz, Bremsbacken								
1.2 1.4	53 69	03/05→12/07 03/05→05/13	➔				03.0137-9167.2 669167	
1.2 1.2 LPG 1.4 1.4 CNG 1.5 1.6	55 - 62 62 74 69 62 75 - 77	01/08→ 01/09→ 09/08→ 01/08→ 05/05→ 05/05→	➔	→ 07/11			03.0137-9167.2 669167	
1.4	61	03/05→	➔	→ 05/08			03.0137-9167.2 669167	
 Bremstrommel								
1.2 1.2 LPG 1.4 1.4 CNG 1.6	55 - 62 62 74 69 75 - 77	01/08→ 01/09→ 09/08→ 01/08→ 01/08→	➔	→ 07/11			24.0220-0048.1 480318	Ø 230 x 40,5 / 201
1.4	69	03/05→05/13	➔				24.0220-0048.1 480318	Ø 230 x 40,5 / 201
 Bremsbackensatz								
1.2 1.4	53 69	03/05→12/07 03/05→05/13	➔				03.0137-0472.2 650472 03.0520-6619.3 696619	Ø 200 x 36 + HEB Ø 200 x 36 + RZ / + Zub TopKit
1.2 1.2 LPG 1.4 1.4 CNG 1.5 1.6	55 - 62 62 74 69 62 75 - 77	01/08→ 01/09→ 09/08→ 01/08→ 05/05→ 05/05→	➔	→ 07/11			03.0137-0472.2 650472 03.0520-6619.3 696619	Ø 200 x 36 + HEB Ø 200 x 36 + RZ / + Zub TopKit
1.4	61	03/05→	➔	→ 05/08			03.0137-0472.2 650472 03.0520-6619.3 696619	Ø 200 x 36 + HEB Ø 200 x 36 + RZ / + Zub TopKit
CHEVROLET - AVEO Schrägheck (T300) 03/11→								
 Radbremszylinder								
1.2 1.2 LPG 1.3 D 1.4 1.6	51 - 63 63 55 - 70 74 85	03/11→ 11/12→12/15 07/11→12/15 03/11→ 03/11→	➔	Felgenreöße [Zoll]: 14	2		24.3219-1766.3 020555	ALU
 Bremsbackensatz								
1.2 1.2 LPG 1.3 D 1.4 1.6	51 - 63 63 55 - 70 74 85	03/11→ 11/12→12/15 07/11→12/15 03/11→ 03/11→	➔	Felgenreöße [Zoll]: 14 Felgenreöße [Zoll]: 15			03.0137-0514.2 650514 03.0137-0515.2 650515	Ø 200 x 36 + HEB Ø 230 x 41 + HEB
 Seilzug, Feststellbremse								
1.2 1.3 D 1.4 1.6	51 - 63 55 - 70 74 85	03/11→ 07/11→12/15 03/11→ 03/11→		→ 12/11; Trommelbremse; ⚠	2		24.3727-2903.2 582903	L= 1.390 L2= 1.390
CHEVROLET - AVEO Stufenheck (T300) 03/11→								
 Radbremszylinder								
1.2 1.2 LPG 1.3 D 1.4 1.6 →	51 - 63 63 55 - 70 74 - 103 85	03/11→ 11/12→12/15 07/11→12/15 07/11→ 03/11→	➔	Felgenreöße [Zoll]: 14	2		24.3219-1766.3 020555	ALU
















	kw			 	! #		
CHEVROLET - AVEO Stufenheck (T300) 03/11→							
 Bremsbackensatz							
1.2	51 - 63	03/11→	➔	Felgenreöße [Zoll]: 14		03.0137-0514.2 650514	Ø 200 x 36 + HEB
1.2 LPG	63	11/12→12/15	➔	Felgenreöße [Zoll]: 15		03.0137-0515.2 650515	Ø 230 x 41 + HEB
1.3 D	55 - 70	07/11→12/15					
1.4	74 - 103	07/11→					
1.6	85	03/11→					
 Seilzug, Feststellbremse							
1.2	51 - 63	03/11→		→ 12/11; Trommelbremse; ⚠	2	24.3727-2903.2 582903	L= 1.390 L2= 1.390
1.3 D	55 - 70	07/11→12/15					
1.4	74 - 103	07/11→					
1.6	85	03/11→					
CHEVROLET - CAPTIVA (C100, C140) 06/06→							
 Bremsbackensatz, Feststellbremse							
2.0 D	93 - 120	10/06→	➔			03.0137-3011.2 653011	Ø 188 x 26 - HEB
2.0 D 4WD	93 - 120	10/06→					
2.2 D	120 - 135	03/11→					
2.2 D 4WD	120 - 135	03/11→					
2.4	100 - 123	06/06→					
2.4 4WD	100 - 123	06/06→					
2.4 LPG	100	01/07→					
2.4 LPG 4WD	100	01/07→02/11					
3.0 4WD	186 - 190	11/10→					
3.0 Flexfuel	197	01/11→					
3.0 Flexfuel 4WD	197	01/11→					
3.2 4WD	169	06/06→					
CHEVROLET - CAPTIVA SPORT 01/07→							
 Bremsbackensatz, Feststellbremse							
2.4	100	01/07→	➔			03.0137-3011.2 653011	Ø 188 x 26 - HEB
CHEVROLET - CAPTIVA Van (C100) 06/06→							
 Bremsbackensatz, Feststellbremse							
VCDi	93	10/06→12/09	➔			03.0137-3011.2 653011	Ø 188 x 26 - HEB
VCDi All-wheel Drive	110	07/06→02/11					
CHEVROLET - COBALT 11/03→							
 Bremsbackensatz, Feststellbremse							
2.2	108	04/04→	➔			03.0137-3011.2 653011	Ø 188 x 26 - HEB
CHEVROLET - COBALT 01/11→							
 Radbremsszylinder							
1.5	77	01/13→	➔		2	24.3219-1766.3 020555	ALU
 Bremsbackensatz							
1.5	77	01/13→	➔			03.0137-0514.2 650514	Ø 200 x 36 + HEB
CHEVROLET - CORSA Kombi 01/96→12/10							
 Radbremsszylinder							
1.7 D	44	08/00→07/02	➔	→ 09/00	2	24.3219-1715.3 020122 24.3219-1767.3 020552	ALU GG
Zubehörsatz, Bremsbacken							
1.7 D	44	08/00→07/02	➔	→ 09/00		03.0137-9166.2 669166	
 Bremstrommel							
1.7 D	44	08/00→07/02	➔	→ 09/00; - ABS		24.0220-0012.1 480017 24.0220-0712.2 480208	Ø 228 x 35 / 201 - RLG Ø 228 x 35 / 201 + RLG
→							



















	kw			 	! #		
CHEVROLET - CORSA Kombi 01/96→12/10							
 Bremstrommel							
1.7 D	44	08/00→07/02	➔	→ 09/00; + ABS		24.0220-0033.2 480132	Ø 228 x 35 / 201 - RLG / + ABS Ring
 Bremsbackensatz							
1.7 D	44	08/00→07/02	➔	→ 09/00		03.0137-0266.2 650266 03.0520-1019.3 691019 03.0525-0010.3 EQ0010	Ø 200 x 29 + HEB TRW Ø 200 x 29 + RZ / + Zub TopKit TRW Ø 200 x 29 - RZ / + Zub Easy Quick
 Seilzug, Feststellbremse							
1.7 D	44	08/00→07/02		→ 09/00; Trommelbremse; <input type="checkbox"/>		24.3727-0743.2 580743	L= 1.373 + Zub
				→ 09/00; Trommelbremse; <input type="checkbox"/>		24.3727-0744.2 580744	L= 1.078 + Zub
CHEVROLET - CRUZE (J300) 05/09→							
 Seilzug, Feststellbremse							
1.6	80 - 91	05/09→		<input type="checkbox"/>		24.3727-0794.2 580794	L= 1.812
1.8	103 - 104	05/09→		<input type="checkbox"/>		24.3727-0795.2 580795	L= 1.814
2.0 CDI	92 - 110	05/09→		Scheibenbremse; <input type="checkbox"/>	1	24.3727-0798.2 580798	L= 1.798
2.0 VCDi	122	03/12→11/18					
CHEVROLET - CRUZE Schrägheck (J305) 12/10→							
 Seilzug, Feststellbremse							
1.6	80 - 91	06/11→		<input type="checkbox"/>		24.3727-0794.2 580794	L= 1.812
1.8	104	06/11→		<input type="checkbox"/>		24.3727-0795.2 580795	L= 1.814
				Scheibenbremse; <input type="checkbox"/>	1	24.3727-0798.2 580798	L= 1.798
CHEVROLET - CRUZE Station Wagon (J308) 08/12→							
 Seilzug, Feststellbremse							
1.6	86 - 91	08/12→12/15		<input type="checkbox"/>		24.3727-0794.2 580794	L= 1.812
1.8	104	08/12→		<input type="checkbox"/>		24.3727-0795.2 580795	L= 1.814
				Scheibenbremse; <input type="checkbox"/>	1	24.3727-0798.2 580798	L= 1.798
CHEVROLET - EPICA (KL1_) 06/04→12/11							
 Bremsbackensatz, Feststellbremse							
2.0	94 - 105	01/05→12/11	➔			03.0137-3036.2 653036	Ø 168 x 26 + HEB
2.0 LPG	105	04/07→12/10					
2.0 D	110	01/07→12/11	➔	→ 12/10		03.0137-3036.2 653036	Ø 168 x 26 + HEB
2.5	115	06/06→12/11					
Zubehörsatz, Feststellbremsbacken							
2.0	94 - 105	01/05→12/11	➔			03.0137-9323.2 669323	
2.0 LPG	105	04/07→12/10					
2.0 D	110	01/07→12/11	➔	→ 12/10		03.0137-9323.2 669323	
2.5	115	06/06→12/11					
CHEVROLET - EQUINOX 04/03→12/09							
 Bremsbackensatz, Feststellbremse							
3.4	138	04/03→09/09	➔			03.0137-3011.2 653011	Ø 188 x 26 - HEB
3.4 AWD	138	04/03→09/09					
CHEVROLET - EVANDA 03/05→							
 Bremsbackensatz, Feststellbremse							
2.0	96	03/05→12/06	➔			03.0137-3036.2 653036	Ø 168 x 26 + HEB
Zubehörsatz, Feststellbremsbacken							
2.0	96	03/05→12/06	➔			03.0137-9323.2 669323	
CHEVROLET - LACETTI (J200) 03/03→							
 Bremsbackensatz, Feststellbremse							
1.4 16V	70	03/05→03/13	➔	→ 12/10		03.0137-3036.2 653036	Ø 168 x 26 + HEB
1.4 LPG	69	01/05→12/12					
1.6	80	03/05→					
→							





























	kW			 	! #		
CHEVROLET - LACETTI (J200) 03/03→							
 Bremsbackensatz, Feststellbremse							
1.8	89 - 90	03/05→	→	→ 12/10		03.0137-3036.2 653036	Ø 168 x 26 + HEB
2.0 D	89	01/07→					
1.8	67	03/05→12/09	→	08/05→		03.0137-3036.2 653036	Ø 168 x 26 + HEB
Zubehörsatz, Feststellbremsbacken							
1.4 16V	70	03/05→03/13	→	→ 12/10		03.0137-9323.2 669323	
1.4 LPG	69	01/05→12/12					
1.6	80	03/05→					
1.8	89 - 90	03/05→					
2.0 D	89	01/07→					
1.8	67	03/05→12/09	→	08/05→		03.0137-9323.2 669323	
CHEVROLET - LACETTI Kombi (J200) 05/03→							
 Bremsbackensatz, Feststellbremse							
1.6	80	03/05→	→	→ 12/10		03.0137-3036.2 653036	Ø 168 x 26 + HEB
1.6 LPG	80	06/09→12/11					
1.8	89 - 90	08/05→					
2.0 D	89	01/07→					
1.8	90	05/03→08/05	→			03.0137-3036.2 653036	Ø 168 x 26 + HEB
Zubehörsatz, Feststellbremsbacken							
1.6	80	03/05→	→	→ 12/10		03.0137-9323.2 669323	
1.6 LPG	80	06/09→12/11					
1.8	89 - 90	08/05→					
2.0 D	89	01/07→					
1.8	90	05/03→08/05	→			03.0137-9323.2 669323	
CHEVROLET - LACETTI Stufenheck (J200) 03/03→03/13							
 Bremsbackensatz, Feststellbremse							
1.4	69	03/05→03/13	→			03.0137-3036.2 653036	Ø 168 x 26 + HEB
1.8	66 - 90	05/03→12/09					
1.6	80	03/05→03/13	→	→ 12/10		03.0137-3036.2 653036	Ø 168 x 26 + HEB
1.8	90	08/05→03/13					
Zubehörsatz, Feststellbremsbacken							
1.4	69	03/05→03/13	→			03.0137-9323.2 669323	
1.8	66 - 90	05/03→12/09					
1.6	80	03/05→03/13	→	→ 12/10		03.0137-9323.2 669323	
1.8	90	08/05→03/13					
CHEVROLET - LANOS Stufenheck 11/05→12/18							
 Radbremszylinder							
1.4	55	11/05→12/10	→		2	03.3217-3512.3 020032	Lucas GG
1.5	63	11/05→12/10					
1.5	64	11/05→12/18	→	→ 12/10	2	03.3217-3512.3 020032	Lucas GG
Zubehörsatz, Bremsbacken							
1.4	55	11/05→12/10	→			03.0137-9167.2 669167	
1.5	63	11/05→12/10					
1.6 16V	78	11/05→12/10					
1.5	64	11/05→12/18	→	→ 12/10		03.0137-9167.2 669167	
 Bremstrommel							
1.4	55	11/05→12/10	→	+ ABS		24.0220-0001.2 480013	Ø 242 x 53,5 / 201,3
1.5	63	11/05→12/10					
1.6 16V	78	11/05→12/10	→	- ABS		24.0220-0036.1 480149	Ø 228 x 52,5 / 201 - RLG / - ABS Ring
1.5	64	11/05→12/18	→	→ 12/10; + ABS		24.0220-0001.2 480013	Ø 242 x 53,5 / 201,3
			→	→ 12/10; - ABS		24.0220-0036.1 480149	Ø 228 x 52,5 / 201 - RLG / - ABS Ring
 Bremsbackensatz							
1.4	55	11/05→12/10	→			03.0137-0267.2 650267	Ø 200 x 46 + HEB
1.5	63	11/05→12/10					
1.6 16V	78	11/05→12/10					
1.5	64	11/05→12/18	→	→ 12/10		03.0137-0267.2 650267	Ø 200 x 46 + HEB
→							
















	kw			 	! #		
CHEVROLET - LANOS Stufenheck 11/05→12/18							
 Seilzug, Feststellbremse							
1.4	55	11/05→12/10		Trommelbremse; <input type="checkbox"/>		24.3727-2900.2 582900	L= 1.655
1.5	63	11/05→12/10		Trommelbremse; <input type="checkbox"/>		24.3727-2901.2 582901	L= 1.587
1.6 16V	78	11/05→12/10					
1.5	64	11/05→12/18		→ 12/10; Trommelbremse; <input type="checkbox"/>		24.3727-2900.2 582900	L= 1.655
				→ 12/10; Trommelbremse; <input type="checkbox"/>		24.3727-2901.2 582901	L= 1.587
CHEVROLET - MATIZ (M200, M250) 03/05→							
 Radbremszylinder							
0.8	37	10/10→	➔		2	24.3217-1712.3 020475	GG
0.8 LPG	38	03/05→12/07					
1.0	46 - 47	03/05→12/13					
1.0 LPG	49	03/05→03/11					
0.8	38	03/05→12/13	➔	→ 12/10	2	24.3217-1712.3 020475	GG
1.0	48 - 49	03/05→					
Zubehörsatz, Bremsbacken							
0.8	37	10/10→	➔			03.0137-9260.2 669260	
0.8 LPG	38	03/05→12/07					
1.0	46 - 47	03/05→12/13					
1.0 LPG	49	03/05→03/11					
0.8	38	03/05→12/13	➔	→ 12/10		03.0137-9260.2 669260	
1.0	48 - 49	03/05→					
 Bremsstrommel							
0.8	37	10/10→	➔			24.0218-0035.1 480146	Ø 205,5 x 40 / 182 - RLG / - ABS Ring
0.8 LPG	38	03/05→12/07					
1.0	46 - 47	03/05→12/13					
1.0 LPG	49	03/05→03/11					
0.8	38	03/05→12/13	➔	→ 12/10		24.0218-0035.1 480146	Ø 205,5 x 40 / 182 - RLG / - ABS Ring
1.0	48 - 49	03/05→					
 Bremsbackensatz							
0.8	37	10/10→	➔			03.0137-0363.2 650363	Ø 180 x 31 + HEB
0.8 LPG	38	03/05→12/07				03.0520-4017.3 694017	Ø 180 x 31 + RZ / + Zub TopKit
1.0	46 - 47	03/05→12/13					
1.0 LPG	49	03/05→03/11					
0.8	38	03/05→12/13	➔	→ 12/10		03.0137-0363.2 650363	Ø 180 x 31 + HEB
1.0	48 - 49	03/05→				03.0520-4017.3 694017	Ø 180 x 31 + RZ / + Zub TopKit
CHEVROLET - NUBIRA Kombi 01/05→12/11							
 Radbremszylinder							
1.6	80	03/05→12/11	➔	→ 12/10	2	24.3220-1719.3 020448	ALU
1.8	89	08/05→12/11					
2.0 D	89	01/07→12/11					
1.6 LPG	80	03/05→12/10	➔		2	24.3220-1719.3 020448	ALU
1.8	90	03/05→12/09					
Zubehörsatz, Bremsbacken							
1.6	80	03/05→12/11	➔	→ 12/10		03.0137-9167.2 669167	
1.8	89	08/05→12/11					
2.0 D	89	01/07→12/11					
1.6 LPG	80	03/05→12/10	➔			03.0137-9167.2 669167	
1.8	90	03/05→12/09					
 Bremsstrommel							
1.6	80	03/05→12/11	➔	→ 12/10		24.0220-0001.2 480013	Ø 242 x 53,5 / 201,3
1.8	89	08/05→12/11					
2.0 D	89	01/07→12/11					
1.6 LPG	80	03/05→12/10	➔			24.0220-0001.2 480013	Ø 242 x 53,5 / 201,3
1.8	90	03/05→12/09					
 Bremsbackensatz							
1.6	80	03/05→12/11	➔	→ 12/10		03.0137-0267.2 650267	Ø 200 x 46 + HEB
1.8	89	08/05→12/11				03.0520-8320.3 698320	TRW Ø 200 x 46 + RZ / + Zub TopKit
2.0 D	89	01/07→12/11					
1.6 LPG	80	03/05→12/10	➔			03.0137-0267.2 650267	Ø 200 x 46 + HEB
1.8	90	03/05→12/09					
→							





















	kw			 	! #		
CHEVROLET - NUBIRA Kombi 01/05→12/11							
 Bremsbackensatz							
1.6 LPG 1.8	80 90	03/05→12/10 03/05→12/09	➔			03.0520-8320.3 698320	TRW Ø 200 x 46 + RZ / + Zub TopKit
 Bremsbackensatz, Feststellbremse							
1.6 1.8 2.0 D	80 89 89	03/05→12/11 08/05→12/11 01/07→12/11	➔	→ 12/10		03.0137-3036.2 653036	Ø 168 x 26 + HEB
1.6 LPG 1.8	80 90	03/05→12/10 03/05→12/09	➔			03.0137-3036.2 653036	Ø 168 x 26 + HEB
Zubehörsatz, Feststellbremsbacken							
1.6 1.8 2.0 D	80 89 89	03/05→12/11 08/05→12/11 01/07→12/11	➔	→ 12/10		03.0137-9323.2 669323	
1.6 LPG 1.8	80 90	03/05→12/10 03/05→12/09	➔			03.0137-9323.2 669323	
CHEVROLET - NUBIRA Stufenheck 01/05→12/12							
 Radbremszylinder							
1.4 1.8	69 - 70 89 - 90	01/05→12/08 03/05→12/09	➔		2	24.3220-1719.3 020448	ALU
1.6 2.0 D	76 - 80 89	03/05→12/11 01/05→12/11	➔	→ 12/10	2	24.3220-1719.3 020448	ALU
Zubehörsatz, Bremsbacken							
1.4 1.8	69 - 70 89 - 90	01/05→12/08 03/05→12/09	➔			03.0137-9167.2 669167	
1.6 2.0 D	76 - 80 89	03/05→12/11 01/05→12/11	➔	→ 12/10		03.0137-9167.2 669167	
 Bremstrommel							
1.4 1.8	69 - 70 89 - 90	01/05→12/08 03/05→12/09	➔			24.0220-0001.2 480013	Ø 242 x 53,5 / 201,3
1.6 2.0 D	76 - 80 89	03/05→12/11 01/05→12/11	➔	→ 12/10		24.0220-0001.2 480013	Ø 242 x 53,5 / 201,3
 Bremsbackensatz							
1.4 1.8	69 - 70 89 - 90	01/05→12/08 03/05→12/09	➔			03.0137-0267.2 650267 03.0520-8320.3 698320	Ø 200 x 46 + HEB TRW Ø 200 x 46 + RZ / + Zub TopKit
1.6 2.0 D	76 - 80 89	03/05→12/11 01/05→12/11	➔	→ 12/10		03.0137-0267.2 650267 03.0520-8320.3 698320	Ø 200 x 46 + HEB TRW Ø 200 x 46 + RZ / + Zub TopKit
 Bremsbackensatz, Feststellbremse							
1.4 1.8	69 - 70 89 - 90	01/05→12/08 03/05→12/09	➔			03.0137-3036.2 653036	Ø 168 x 26 + HEB
1.6 2.0 D	76 - 80 89	03/05→12/11 01/05→12/11	➔	→ 12/10		03.0137-3036.2 653036	Ø 168 x 26 + HEB
Zubehörsatz, Feststellbremsbacken							
1.4 1.8	69 - 70 89 - 90	01/05→12/08 03/05→12/09	➔			03.0137-9323.2 669323	
1.6 2.0 D	76 - 80 89	03/05→12/11 01/05→12/11	➔	→ 12/10		03.0137-9323.2 669323	
CHEVROLET - SPARK 05/05→							
 Radbremszylinder							
0.8 ➔	37	05/05→02/10	➔		2	24.3217-1712.3 020475	GG












	kW			 	! #		
CHEVROLET - SPARK 05/05→							
 Radbremszylinder							
1.0 SX	44 - 49	05/05→	➔	→ 02/10	2	24.3217-1712.3 020475	GG
Zubehörsatz, Bremsbacken							
0.8	37	05/05→02/10	➔			03.0137-9260.2 669260	
1.0 SX	44 - 49	05/05→	➔	→ 02/10		03.0137-9260.2 669260	
 Bremsbackensatz							
0.8	37	05/05→02/10	➔			03.0137-0363.2 650363 03.0520-4017.3 694017	Ø 180 x 31 + HEB Ø 180 x 31 + RZ / + Zub TopKit
1.0 SX	44 - 49	05/05→	➔	→ 02/10		03.0137-0363.2 650363 03.0520-4017.3 694017	Ø 180 x 31 + HEB Ø 180 x 31 + RZ / + Zub TopKit
CHEVROLET - SPARK (M300) 12/09→							
 Radbremszylinder							
1.0	48 - 50	03/10→	➔	→ 03/12	2	24.3219-1767.3 020552	GG
1.0 LPG	48 - 50	03/10→	➔	04/12→	2	24.3220-1753.3 020598	GG
1.2	59 - 64	12/09→					
1.2 LPG	60	03/10→					
EV	105	09/13→12/16	➔			24.3220-1753.3 020598	GG
Zubehörsatz, Bremsbacken							
1.0	48 - 50	03/10→	➔			03.0137-9314.2 669314	
1.0 LPG	48 - 50	03/10→					
1.2	59 - 64	12/09→					
1.2 LPG	60	03/10→					
EV	105	09/13→12/16					
 Bremstrommel							
1.0	48 - 50	03/10→	➔			24.0220-0048.1 480318	Ø 230 x 40,5 / 201
1.0 LPG	48 - 50	03/10→					
1.2	59 - 64	12/09→					
1.2 LPG	60	03/10→					
EV	105	09/13→12/16					
 Bremsbackensatz							
1.0	48 - 50	03/10→	➔			03.0137-0472.2 650472	Ø 200 x 36 + HEB
1.0 LPG	48 - 50	03/10→	➔	→ 03/12		03.0520-6619.3 696619	Ø 200 x 36 + RZ / + Zub TopKit
1.2	59 - 64	12/09→	➔	04/12→		03.0520-9820.3 690108	Ø 200 x 36 + RZ / + Zub TopKit
1.2 LPG	60	03/10→					
EV	105	09/13→12/16	➔			03.0137-0472.2 650472 03.0520-9820.3 690108	Ø 200 x 36 + HEB Ø 200 x 36 + RZ / + Zub TopKit
CHEVROLET - SPARK (M400) 11/15→							
 Radbremszylinder							
1.0	54 - 55	11/15→	➔		2	24.3220-1753.3 020598	GG
Zubehörsatz, Bremsbacken							
1.0	54 - 55	11/15→	➔			03.0137-9314.2 669314	
 Bremstrommel							
1.0	54 - 55	11/15→	➔			24.0220-0048.1 480318	Ø 230 x 40,5 / 201
 Bremsbackensatz							
1.0	54 - 55	11/15→	➔			03.0137-0472.2 650472 03.0520-9820.3 690108	Ø 200 x 36 + HEB Ø 200 x 36 + RZ / + Zub TopKit











	kw					! #		
CHEVROLET - SPARK Kasten/Schrägheck (M200, M250) 01/05→08/14								
 Radbremszylinder								
0.8	38	01/07→08/14	➔			2	24.3217-1712.3 020475	GG
Zubehörsatz, Bremsbacken								
0.8	38	01/07→08/14	➔				03.0137-9260.2 669260	
 Bremsbackensatz								
0.8	38	01/07→08/14	➔				03.0137-0363.2 650363 03.0520-4017.3 694017	Ø 180 x 31 + HEB Ø 180 x 31 + RZ / + Zub TopKit
CHEVROLET - TACUMA Großraumlimousine (U100) 03/05→								
 Radbremszylinder								
1.6	66	03/05→03/09	➔			2	24.3220-1747.3 020583	GG
1.6	77 - 79	03/05→	➔	→ 05/09		2	24.3220-1747.3 020583	GG
2.0	89 - 90	03/05→						
CHEVROLET - TIGRA 08/97→09/01								
 Radbremszylinder								
1.6	73	09/98→12/99	➔	→ 12/98		2	24.3219-1767.3 020552	GG
Zubehörsatz, Bremsbacken								
1.6	73	09/98→12/99	➔				03.0137-9166.2 669166	
 Bremstrommel								
1.6	73	09/98→12/99	➔				24.0220-0033.2 480132	Ø 228 x 35 / 201 - RLG / + ABS Ring
 Bremsbackensatz								
1.6	73	09/98→12/99	➔				03.0137-0266.2 650266 03.0520-1019.3 691019 03.0525-0010.3 EQ0010	Ø 200 x 29 + HEB TRW Ø 200 x 29 + RZ / + Zub TopKit TRW Ø 200 x 29 - RZ / + Zub Easy Quick
 Seilzug, Feststellbremse								
1.6	73	09/98→12/99		<input type="checkbox"/>			24.3727-0743.2 580743	L= 1.373 + Zub
				<input type="checkbox"/>			24.3727-0744.2 580744	L= 1.078 + Zub
CHEVROLET - VECTRA 01/05→								
 Bremsbackensatz, Feststellbremse								
2.0	89	11/05→06/10	➔				03.0137-0172.2 650172	Ø 160 x 25
Zubehörsatz, Feststellbremsbacken								
2.0	89	11/05→06/10					03.0137-9243.2 669243	
 Seilzug, Feststellbremse								
2.0	89	11/05→06/10		<input type="checkbox"/>			24.3727-0748.2 580748	L= 279 + Zub
				<input type="checkbox"/>			24.3727-0751.2 580751	L= 1.455 L2= 1.455 + Zub
				<input type="checkbox"/>			24.3727-0754.2 580754	L= 128 + Zub
CHEVROLET - VECTRA 03/96→11/06								
 Bremsbackensatz, Feststellbremse								
2.0 2.2 2.2 Elegance	100 102 101	03/96→04/98 05/98→12/05 12/97→06/05	➔				03.0137-0172.2 650172	Ø 160 x 25
Zubehörsatz, Feststellbremsbacken								
2.0 2.2 2.2 Elegance	100 102 101	03/96→04/98 05/98→12/05 12/97→06/05					03.0137-9243.2 669243	
 Seilzug, Feststellbremse								
2.0	100	03/96→04/98		<input type="checkbox"/>			24.3727-0748.2 580748	L= 279 + Zub
				<input type="checkbox"/>			24.3727-0751.2 580751	L= 1.455 L2= 1.455 + Zub
				<input type="checkbox"/>			24.3727-0754.2 580754	L= 128 + Zub
→								







	kw			 	! #			
CHEVROLET - VECTRA 03/96→11/06								
 Seilzug, Feststellbremse								
2.2	102	05/98→12/05				24.3727-0754.2	580754	L= 128 + Zub
2.2 Elegance	101	12/97→06/05						
2.2	108	04/02→04/04				24.3727-0758.2	580758	L= 1.630 L2= 1.573
3.2	155	09/01→07/04			für Fahrzeuge ohne erhöhte Achslast; 			
CHEVROLET - ZAFIRA (F75) 02/99→12/12								
 Bremstrommel								
2.0	89	08/04→12/12				24.0223-0018.2	480136	Ø 265 x 49,3 / 231
 Bremsbackensatz								
2.0	89	08/04→12/12				03.0137-0322.2	650322	Ø 230 x 42
CHRYSLER - 200 Cabriolet 01/10→								
 Bremsbackensatz, Feststellbremse								
2.4	129	01/11→12/14				03.0137-3023.2	653023	Ø 170 x 32 - HEB
3.6	211	09/11→12/12						
3.6 Flexfuel	211	09/10→						
CHRYSLER - 200 Stufenheck 01/10→								
 Bremsbackensatz, Feststellbremse								
3.6 Flexfuel	211	09/10→				03.0137-3023.2	653023	Ø 170 x 32 - HEB
CHRYSLER - 200 Stufenheck 06/14→								
 Bremsbackensatz, Feststellbremse								
2.4	129	07/14→				03.0137-3023.2	653023	Ø 170 x 32 - HEB
CHRYSLER - 300C (LX, LE) 09/04→								
 Bremsbackensatz, Feststellbremse								
2.7	130 - 142	09/04→11/12				03.0137-4014.2	654014	Ø 183 x 31 + Zub
3.0 CRD	160	09/05→11/12						
3.0 V6 CRD	155	11/10→11/12						
3.5	183	09/04→11/12						
3.5 AWD	186	09/04→12/10						
5.7	250 - 268	09/04→						
5.7 AWD	268	09/08→						
6.1 SRT8	317	06/05→11/12						
Zubehörsatz, Feststellbremsbacken								
2.7	130 - 142	09/04→11/12				03.0137-9269.2	669269	
3.0 CRD	160	09/05→11/12						
3.0 V6 CRD	155	11/10→11/12						
3.5	183	09/04→11/12						
3.5 AWD	186	09/04→12/10						
5.7	250 - 268	09/04→						
5.7 AWD	268	09/08→						
6.1 SRT8	317	06/05→11/12						
CHRYSLER - 300C (LX) 09/10→								
 Bremsbackensatz, Feststellbremse								
3.0 CRD	176	09/11→		→ 11/12		03.0137-4014.2	654014	Ø 183 x 31 + Zub
3.6	210 - 218	01/11→				03.0137-4014.2	654014	Ø 183 x 31 + Zub
6.4	347	09/11→						
Zubehörsatz, Feststellbremsbacken								
3.0 CRD	176	09/11→		→ 11/12		03.0137-9269.2	669269	
CHRYSLER - 300C Touring (LX, LE) 09/04→12/10								
 Bremsbackensatz, Feststellbremse								
2.7	130 - 142	09/04→12/10				03.0137-4014.2	654014	Ø 183 x 31 + Zub
3.0 CRD	160	09/05→12/10						
3.5	183	09/04→12/10						
3.5 AWD	183	09/04→12/10						
5.7	250	09/04→12/10						
5.7 AWD	250	04/05→12/10						
6.1 SRT8	317	06/05→12/10						











	kW					! #		
CHRYSLER - 300C Touring (LX, LE) 09/04→12/10								
Zubehörsatz, Feststellbremsbacken								
2.7	130 - 142	09/04→12/10					03.0137-9269.2 669269	
3.0 CRD	160	09/05→12/10						
3.5	183	09/04→12/10						
3.5 AWD	183	09/04→12/10						
5.7	250	09/04→12/10						
5.7 AWD	250	04/05→12/10						
6.1 SRT8	317	06/05→12/10						
CHRYSLER - CROSSFIRE 07/03→12/08								
 Bremsbackensatz, Feststellbremse								
3.2	160	07/03→12/08	➡	→ 01/08			03.0137-4013.2 654013	Ø 164 x 20 + Zub
SRT-6	246	09/04→12/07	➡	→ 08/06			03.0137-4013.2 654013	Ø 164 x 20 + Zub
CHRYSLER - CROSSFIRE Roadster 05/04→12/08								
 Bremsbackensatz, Feststellbremse								
3.2	160	05/04→12/08	➡	→ 01/08			03.0137-4013.2 654013	Ø 164 x 20 + Zub
SRT-6	246	09/04→12/06	➡	→ 08/06			03.0137-4013.2 654013	Ø 164 x 20 + Zub
CHRYSLER - DELTA 08/11→								
 Seilzug, Feststellbremse								
1.4	88	08/11→			Scheibenbremse; <input type="checkbox"/>		24.3727-3001.2 583001	L= 1.902
1.4 16V	103	08/11→						
1.6 D Multijet	88	08/11→			Scheibenbremse; <input type="checkbox"/>		24.3727-3002.2 583002	L= 1.760
2.0 D Multijet	121	08/11→						
CHRYSLER - PT CRUISER (PT_) 06/00→12/10								
 Bremsbackensatz, Feststellbremse								
1.6	85	11/01→12/10	➡	→ 09/10; + ABS			03.0137-3018.2 653018	Ø 172 x 22 - HEB
2.0	100	10/04→12/10	➡	→ 09/10			03.0137-3018.2 653018	Ø 172 x 22 - HEB
2.2 CRD	89 - 110	03/02→12/10						
2.4	105 - 169	06/00→12/10						
GT 2.4	164	08/03→12/10						
2.0	104	06/00→09/04	➡				03.0137-3018.2 653018	Ø 172 x 22 - HEB
CHRYSLER - PT CRUISER Cabriolet 06/00→12/10								
 Bremsbackensatz, Feststellbremse								
2.4	105	03/04→03/08	➡				03.0137-3018.2 653018	Ø 172 x 22 - HEB
2.4 GT	164	03/04→03/08						
CHRYSLER - PT CRUISER Combi Van (PT_) 10/02→08/08								
 Bremsbackensatz, Feststellbremse								
1.6	85	10/02→09/07	➡	+ ABS			03.0137-3018.2 653018	Ø 172 x 22 - HEB
2.0	104	10/02→03/04	➡				03.0137-3018.2 653018	Ø 172 x 22 - HEB
2.2 CRD	89	10/02→08/08						
CHRYSLER - SEBRING (JR) 09/00→06/07								
 Bremsbackensatz, Feststellbremse								
2.0	104	04/01→06/07	➡				03.0137-3018.2 653018	Ø 172 x 22 - HEB
2.4	105 - 112	04/01→06/07						
2.4 Turbo	164	09/01→06/07						
2.7 V6 24V	149	04/01→06/07						
CHRYSLER - SEBRING (JS) 09/06→12/10								
 Bremsbackensatz, Feststellbremse								
2.0 CRD	103	07/07→12/10	➡	+ ABS			03.0137-3023.2 653023	Ø 170 x 32 - HEB
2.0 VVT	115	07/07→12/10						
2.4	128	09/06→12/10						
2.4 VVT	125	07/07→12/10						
2.7	138	07/07→12/10						
2.7 VVT	137	07/07→09/10						
3.5	175	09/06→12/08						
2.7 VVT	141	09/06→12/10	➡	07/07→; + ABS			03.0137-3023.2 653023	Ø 170 x 32 - HEB








	kw			 	! #		
CHRYSLER - SEBRING Cabriolet (JR) 04/01→06/07							
 Bremsbackensatz, Feststellbremse							
2.0 2.4 2.4 Turbo 2.7 Flexfuel 2.7 V6 24V	104 112 164 149 149	04/01→06/07 04/01→06/07 09/01→06/07 09/02→12/06 04/01→06/07	➔			03.0137-3018.2 653018	Ø 172 x 22 - HEB
CHRYSLER - SEBRING Cabriolet (JS) 05/07→12/10							
 Bremsbackensatz, Feststellbremse							
2.0 CRD 2.4 2.4 VVT 2.7 2.7 Flexfuel 2.7 VVT 3.5	103 128 125 137 137 141 175	07/07→12/10 05/07→12/10 07/07→12/10 07/07→12/10 05/07→09/10 07/07→12/10 05/07→12/10	➔	+ ABS		03.0137-3023.2 653023	Ø 170 x 32 - HEB
CHRYSLER - VOYAGER / GRAND VOYAGER III (GS_, NS_) 01/95→03/01							
 Bremsbackensatz, Feststellbremse							
3.8 i AWD	131	01/95→03/01	➔			03.0137-3037.2 653037	Ø 180 x 30 - HEB
CHRYSLER - VOYAGER / GRAND VOYAGER IV (RG) 02/00→02/08							
 Bremsbackensatz, Feststellbremse							
2.8 CRD	110	04/04→02/08	➔			03.0137-3037.2 653037	Ø 180 x 30 - HEB
CHRYSLER - VOYAGER IV (RG, RS) 09/99→12/08							
 Bremsbackensatz, Feststellbremse							
2.4 2.5 CRD 2.8 CRD 3.3 3.3 AWD 3.8 3.8 AWD	108 - 111 88 - 105 110 128 - 131 128 160 160	02/00→12/08 02/00→12/08 06/04→12/08 02/00→12/08 02/00→12/08 02/00→12/08 02/00→12/08 02/00→12/08	➔			03.0137-3037.2 653037	Ø 180 x 30 - HEB
CHRYSLER - YPSILON 05/11→							
 Radbremsszylinder							
0.9 Twinair 1.2 1.3 Multijet	63 51 70	05/11→ 05/11→ 05/11→	➔		2	24.3220-1728.3 020509	ALU
Zubehörsatz, Bremsbacken							
0.9 Twinair 1.2 1.3 Multijet	63 51 70	05/11→ 05/11→ 05/11→	➔			03.0137-9310.2 669310	AP
 Bremsbackensatz							
0.9 Twinair 1.2 1.3 Multijet	63 51 70	05/11→ 05/11→ 05/11→	➔			03.0137-0479.2 650479 03.0521-0620.3 690111	AP Ø 203 x 38 + HEB Ø 203 x 39 + RZ / + Zub TopKit
CITROËN - AMI (9A_) 04/20→							
 Radbremsszylinder							
Electric	6	04/20→	➔		2	24.3220-1743.3 020556	ALU
CITROËN - AX (ZA_) 07/86→12/98							
 Radbremsszylinder							
10	33	07/86→12/98	➔	für Fahrzeuge mit Bremskraftregler	2	24.3219-1119.3 020333	GG
			➔	für Fahrzeuge mit Bremskraftregler; 		24.3219-1603.3 020200	GG
			➔	für Fahrzeuge mit Bremskraftregler; 		24.3219-1604.3 020201	GG
10	37	02/87→12/98	➔	07/92→; für Fahrzeuge mit Bremskraftregler	2	24.3219-1119.3 020333	GG
			➔	07/92→; für Fahrzeuge mit Bremskraftregler; 		24.3219-1603.3 020200	GG
			➔	07/92→; für Fahrzeuge mit Bremskraftregler; 		24.3219-1604.3 020201	GG
11 →	44	09/86→12/97	➔	10/89→	2	24.3219-1119.3 020333	GG













	kw					! #		
CITROËN - AX (ZA-) 07/86→12/98								
 Radbremszylinder								
11	44	09/86→12/97	➔	10/89→; ☐		24.3219-1603.3	020200	GG
			➔	10/89→; ☐		24.3219-1604.3	020201	GG
14	55	04/87→04/97	➔	03/89→ 12/96; ☐		24.3219-1609.3	020319	GG
			➔	03/89→ 12/96; ☐		24.3219-1610.3	020320	GG
14 D	37	08/91→12/97	➔		2	24.3219-1119.3	020333	GG
15 D	40	08/94→12/97	➔			24.3219-1603.3	020200	GG
	43		➔	☐		24.3219-1603.3	020200	GG
Electric	28	11/96→04/97	➔	☐		24.3219-1604.3	020201	GG
Zubehörsatz, Bremsbacken								
10	33	07/86→12/98	➔			03.0137-9079.2	669079	
14 D	37	08/91→12/97	➔					
15 D	40	08/94→12/97	➔					
	43		➔					
Electric	28	11/96→04/97	➔					
10	37	02/87→12/98	➔	07/92→		03.0137-9079.2	669079	
11	44	09/86→12/97	➔	10/89→		03.0137-9079.2	669079	
14	55	04/87→04/97	➔	03/89→ 12/96		03.0137-9055.2	669055	BDX
 Bremstrommel								
10	33	07/86→12/98	➔			24.0216-5001.1	480001	Ø 201 x 38,5 / 166 - RLG
14 D	37	08/91→12/97	➔			24.0216-5701.2	480212	Ø 201 x 38,5 / 166 + RLG
15 D	40	08/94→12/97	➔					
	43		➔					
Electric	28	11/96→04/97	➔					
10	37	02/87→12/98	➔	07/92→		24.0216-5001.1	480001	Ø 201 x 38,5 / 166 - RLG
						24.0216-5701.2	480212	Ø 201 x 38,5 / 166 + RLG
11	44	09/86→12/97	➔	10/89→		24.0216-5001.1	480001	Ø 201 x 38,5 / 166 - RLG
						24.0216-5701.2	480212	Ø 201 x 38,5 / 166 + RLG
14	55	04/87→04/97	➔	03/89→ 12/96		24.0218-0020.1	480074	Ø 212 x 46 / 181 - RLG / - ABS Ring
						24.0218-0720.2	480205	Ø 212 x 46 / 181 + RLG / - ABS Ring
 Bremsbackensatz								
10	33	07/86→12/98	➔			03.0137-0195.2	650195	Ø 164 x 32
14 D	37	08/91→12/97	➔			03.0525-0002.3	EQ0002	BDX Ø 164 x 32 - RZ / + Zub Easy Quick
15 D	40	08/94→12/97	➔					
	43		➔					
			➔	+ RZR		03.0520-0519.3	690519	BDX Ø 164 x 32 + RZ / + Zub TopKit
			➔	- RZR		03.0520-0719.3	690719	BDX Ø 164 x 32 + RZ / + Zub TopKit
10	37	02/87→12/98	➔	07/92→		03.0137-0195.2	650195	Ø 164 x 32
						03.0525-0002.3	EQ0002	BDX Ø 164 x 32 - RZ / + Zub Easy Quick
			➔	07/92→; + RZR		03.0520-0519.3	690519	BDX Ø 164 x 32 + RZ / + Zub TopKit
			➔	07/92→; - RZR		03.0520-0719.3	690719	BDX Ø 164 x 32 + RZ / + Zub TopKit
11	44	09/86→12/97	➔	10/89→		03.0137-0195.2	650195	Ø 164 x 32
						03.0525-0002.3	EQ0002	BDX Ø 164 x 32 - RZ / + Zub Easy Quick
			➔	10/89→; + RZR		03.0520-0519.3	690519	BDX Ø 164 x 32 + RZ / + Zub TopKit
			➔	10/89→; - RZR		03.0520-0719.3	690719	BDX Ø 164 x 32 + RZ / + Zub TopKit
14	55	04/87→04/97	➔	03/89→ 12/96		03.0137-0196.2	650196	BDX Ø 180 x 32
Electric	28	11/96→04/97	➔			03.0137-0195.2	650195	Ø 164 x 32
 Seilzug, Feststellbremse								
10	33	07/86→12/98		Trommelbremse; ☐	2	24.3727-0303.2	580303	L= 1.395
14 D	37	08/91→12/97						
15 D	40	08/94→12/97						
	43							
10	37	02/87→12/98		07/92→; Trommelbremse; ☐	2	24.3727-0303.2	580303	L= 1.395
11	44	09/86→12/97		10/89→; Trommelbremse; ☐	2	24.3727-0303.2	580303	L= 1.395
14	55	04/87→04/97		03/89→ 12/96; Trommelbremse; ☐	2	24.3727-0303.2	580303	L= 1.395



















	kW			 	! #		
CITROËN - BERLINGO / BERLINGO FIRST Großraumlimousine (MF_, GJK_, GFK_ 07/96→12/11)							
 Radbremsszylinder							
1.1 i 1.4 bivalent 1.4 i 1.4 i bivalent 1.6 HDI 75	44 48 55 55 55	07/96→05/08 11/02→12/11 07/96→12/11 04/03→10/08 07/05→12/11	➡	→ 03/08	2	24.3222-1734.3 020539	TRW ALU
1.4 1.6 HDI 92 1.8 D 1.8 i 1.9 D 51 1.9 D 4WD	53 68 43 66 50 - 51 51	11/02→10/05 11/09→12/10 07/98→10/02 05/97→10/02 07/96→10/05 07/98→10/05	➡		2	24.3222-1734.3 020539	TRW ALU
1.6 16V 1.6 HDI 90 1.8 i 4WD	80 - 81 66 66	10/00→12/11 07/05→05/08 04/97→10/01	➡	→ 03/08; - ESP 05/97→	2	24.3222-1734.3 020539	TRW ALU
2.0 HDi 4x4 2.0 HDI 90 Electric electrique	66 66 28 16	11/02→10/05 12/99→10/05 01/98→12/05 01/00→10/02	➡	- ESP 11/02→	2	24.3222-1734.3 020539	TRW ALU
Zubehörsatz, Bremsbacken							
1.1 i 1.4 bivalent 1.4 i 1.4 i bivalent 1.6 HDI 75	44 48 55 55 55	07/96→05/08 11/02→12/11 07/96→12/11 04/03→10/08 07/05→12/11	➡	→ 03/08		03.0137-9220.2 669220	TRW
1.4 1.6 HDI 92 1.8 D 1.8 i 1.9 D 51 1.9 D 4WD electrique	53 68 43 66 50 - 51 51 16	11/02→10/05 11/09→12/10 07/98→10/02 05/97→10/02 07/96→10/05 07/98→10/05 01/00→10/02	➡			03.0137-9220.2 669220	TRW
1.6 16V 1.6 HDI 90 1.8 i 4WD	80 - 81 66 66	10/00→12/11 07/05→05/08 04/97→10/01	➡	→ 03/08; - ESP 05/97→		03.0137-9220.2 669220	TRW
2.0 HDi 4x4 2.0 HDI 90 Electric	66 66 28	11/02→10/05 12/99→10/05 01/98→12/05	➡	- ESP 11/02→		03.0137-9220.2 669220	TRW
 Bremstrommel							
1.1 i 1.4 bivalent 1.4 i 1.4 i bivalent 1.6 HDI 75	44 48 55 55 55	07/96→05/08 11/02→12/11 07/96→12/11 04/03→10/08 07/05→12/11	➡	→ 03/08		24.0222-8017.1 480071	Ø 274 x 50,8 / 230
1.4 1.6 HDI 92 1.8 D 1.8 i 1.9 D 51 1.9 D 4WD electrique	53 68 43 66 50 - 51 51 16	11/02→10/05 11/09→12/10 07/98→10/02 05/97→10/02 07/96→10/05 07/98→10/05 01/00→10/02	➡			24.0222-8017.1 480071	Ø 274 x 50,8 / 230
1.6 16V 1.6 HDI 90 1.8 i 4WD	80 - 81 66 66	10/00→12/11 07/05→05/08 04/97→10/01	➡	→ 03/08; - ESP 05/97→		24.0222-8017.1 480071	Ø 274 x 50,8 / 230
2.0 HDi 4x4 2.0 HDI 90 Electric	66 66 28	11/02→10/05 12/99→10/05 01/98→12/05	➡	- ESP 11/02→		24.0222-8017.1 480071	Ø 274 x 50,8 / 230
 Bremsbackensatz							
1.1 i 1.4 i	44 55	07/96→05/08 07/96→12/11	➡	→ 03/08		03.0137-0341.2 650341	TRW Ø 229 x 42 + HEB
			➡	Orga 08001→; → 03/08		03.0520-6322.3 696322	TRW Ø 229 x 42 + RZ / + Zub TopKit
			➡	→Orga 08000		03.0525-0031.3 EQ0031	TRW Ø 229 x 42 - RZ / + Zub Easy Quick
			➡			03.0520-6322.3 696322	TRW Ø 229 x 42 + RZ / + Zub TopKit
			➡			03.0525-0031.3 EQ0031	TRW Ø 229 x 42 - RZ / + Zub Easy Quick
→							
























	kw				! #		
CITROËN - BERLINGO / BERLINGO FIRST Großraumlimousine (MF_, GJK_, GFK_ 07/96→12/11							
Seilzug, Feststellbremse							
1.4 électrique	53 16	11/02→10/05 01/00→10/02	➔			03.0137-0341.2 650341 03.0520-6322.3 696322 03.0525-0031.3 EQ0031	TRW Ø 229 x 42 + HEB TRW Ø 229 x 42 + RZ / + Zub TopKit TRW Ø 229 x 42 - RZ / + Zub Easy Quick
1.4 bivalent 1.4 i bivalent 1.6 HDI 75	48 55 55	11/02→12/11 04/03→10/08 07/05→12/11	➔	→ 03/08		03.0137-0341.2 650341 03.0520-6322.3 696322 03.0525-0031.3 EQ0031	TRW Ø 229 x 42 + HEB TRW Ø 229 x 42 + RZ / + Zub TopKit TRW Ø 229 x 42 - RZ / + Zub Easy Quick
1.6 16V 1.6 HDI 90	80 - 81 66	10/00→12/11 07/05→05/08	➔	→ 03/08; - ESP		03.0137-0341.2 650341 03.0520-6322.3 696322 03.0525-0031.3 EQ0031	TRW Ø 229 x 42 + HEB TRW Ø 229 x 42 + RZ / + Zub TopKit TRW Ø 229 x 42 - RZ / + Zub Easy Quick
1.6 HDI 92	68	11/09→12/10	➔			03.0137-0341.2 650341 03.0520-6322.3 696322	TRW Ø 229 x 42 + HEB TRW Ø 229 x 42 + RZ / + Zub TopKit
1.8 D 1.8 i 1.9 D 1.9 D 4WD	43 66 50 - 51 51	07/98→10/02 05/97→10/02 07/96→10/05 07/98→10/05	➔	Orga 08001→		03.0137-0341.2 650341 03.0520-6322.3 696322 03.0525-0031.3 EQ0031	TRW Ø 229 x 42 + HEB TRW Ø 229 x 42 + RZ / + Zub TopKit TRW Ø 229 x 42 - RZ / + Zub Easy Quick
			➔	→Orga 08000		03.0520-6322.3 696322 03.0525-0031.3 EQ0031	TRW Ø 229 x 42 + RZ / + Zub TopKit TRW Ø 229 x 42 - RZ / + Zub Easy Quick
1.8 i 4WD	66	04/97→10/01	➔	05/97→		03.0137-0341.2 650341 03.0520-6322.3 696322 03.0525-0031.3 EQ0031	TRW Ø 229 x 42 + HEB TRW Ø 229 x 42 + RZ / + Zub TopKit TRW Ø 229 x 42 - RZ / + Zub Easy Quick
			➔	Orga 08001→		03.0520-6322.3 696322 03.0525-0031.3 EQ0031	TRW Ø 229 x 42 + RZ / + Zub TopKit TRW Ø 229 x 42 - RZ / + Zub Easy Quick
			➔	05/97→; →Orga 08000		03.0520-6322.3 696322 03.0525-0031.3 EQ0031	TRW Ø 229 x 42 + RZ / + Zub TopKit TRW Ø 229 x 42 - RZ / + Zub Easy Quick
2.0 HDi 4x4 2.0 HDI 90	66 66	11/02→10/05 12/99→10/05	➔	- ESP		03.0137-0341.2 650341 03.0520-6322.3 696322 03.0525-0031.3 EQ0031	TRW Ø 229 x 42 + HEB TRW Ø 229 x 42 + RZ / + Zub TopKit TRW Ø 229 x 42 - RZ / + Zub Easy Quick
Electric	28	01/98→12/05	➔	11/02→		03.0137-0341.2 650341 03.0520-6322.3 696322 03.0525-0031.3 EQ0031	TRW Ø 229 x 42 + HEB TRW Ø 229 x 42 + RZ / + Zub TopKit TRW Ø 229 x 42 - RZ / + Zub Easy Quick
Seilzug, Feststellbremse							
1.1 i 1.4 i	44 55	07/96→05/08 07/96→12/11		Orga 08394→; → 03/08; Trommel- bremse; <input type="checkbox"/>		24.3727-0314.2 580314	L= 1.745
				→Orga 08393; Trommelbremse; <input type="checkbox"/>		24.3727-0314.2 580314	L= 1.745
				→Orga 08393; Trommelbremse; <input type="checkbox"/>		24.3727-0315.2 580315	L= 1.818
				Orga 08394→; → 03/08; Trommel- bremse; <input type="checkbox"/>		24.3727-0339.2 580339	L= 1.850
1.4	53	11/02→10/05		Trommelbremse; <input type="checkbox"/>		24.3727-0314.2 580314	L= 1.745
				Trommelbremse; <input type="checkbox"/>		24.3727-0339.2 580339	L= 1.850
1.4 bivalent 1.4 i bivalent 1.6 HDI 75	48 55 55	11/02→12/11 04/03→10/08 07/05→12/11		→ 03/08; Trommelbremse; <input type="checkbox"/>		24.3727-0314.2 580314	L= 1.745
				→ 03/08; Trommelbremse; <input type="checkbox"/>		24.3727-0339.2 580339	L= 1.850
1.6 16V	80 - 81	10/00→12/11		Orga 08394→; → 03/08; - ESP; Trom- melbremse; <input type="checkbox"/>		24.3727-0314.2 580314	L= 1.745
				Orga 08394→; → 03/08; - ESP; Trom- melbremse; <input type="checkbox"/>		24.3727-0339.2 580339	L= 1.850
				→ 03/08; + ESP; Scheibenbremse; <input type="checkbox"/>		24.3727-0347.2 580347	L= 1.923
				→ 03/08; + ESP; Scheibenbremse; <input type="checkbox"/>		24.3727-0349.2 580349	L= 1.820
1.6 HDI 90	66	07/05→05/08		→ 03/08; - ESP; Trommelbremse; <input type="checkbox"/>		24.3727-0314.2 580314	L= 1.745
				→ 03/08; - ESP; Trommelbremse; <input type="checkbox"/>		24.3727-0339.2 580339	L= 1.850
				→ 03/08; + ESP; Scheibenbremse; <input type="checkbox"/>		24.3727-0347.2 580347	L= 1.923
➔							











	kw					! #		
CITROËN - BERLINGO / BERLINGO FIRST Großraumlimousine (MF_, GJK_, GFK_ 07/96→12/11)								
 Seilzug, Feststellbremse								
1.6 HDI 90	66	07/05→05/08			→ 03/08; + ESP; Scheibenbremse; <input type="checkbox"/>		24.3727-0349.2 580349	L= 1.820
1.6 HDI 92	68	11/09→12/10			- ESP; Trommelbremse; <input type="checkbox"/>		24.3727-0314.2 580314	L= 1.745
					- ESP; Trommelbremse; <input type="checkbox"/>		24.3727-0339.2 580339	L= 1.850
					+ ESP; Scheibenbremse; <input type="checkbox"/>		24.3727-0347.2 580347	L= 1.923
					+ ESP; Scheibenbremse; <input type="checkbox"/>		24.3727-0349.2 580349	L= 1.820
1.8 D	43	07/98→10/02			Orga 08394→; Trommelbremse; <input type="checkbox"/>		24.3727-0314.2 580314	L= 1.745
1.8 i	66	05/97→10/02			→Orga 08393; Trommelbremse; <input type="checkbox"/>		24.3727-0314.2 580314	L= 1.745
1.9 D	50 -	07/96→10/05			→Orga 08393; Trommelbremse; <input type="checkbox"/>		24.3727-0315.2 580315	L= 1.818
			51				24.3727-0315.2 580315	L= 1.818
1.9 D 4WD	51	07/98→10/05			Orga 08394→; Trommelbremse; <input type="checkbox"/>		24.3727-0339.2 580339	L= 1.850
1.8 i 4WD	66	04/97→10/01			05/97→; →Orga 08393; Trommelbremse; <input type="checkbox"/>		24.3727-0314.2 580314	L= 1.745
					Orga 08394→; Trommelbremse; <input type="checkbox"/>		24.3727-0314.2 580314	L= 1.745
					05/97→; →Orga 08393; Trommelbremse; <input type="checkbox"/>		24.3727-0315.2 580315	L= 1.818
					Orga 08394→; Trommelbremse; <input type="checkbox"/>		24.3727-0339.2 580339	L= 1.850
2.0 HDi 4x4	66	11/02→10/05			Orga 08394→; - ESP; Trommelbremse; <input type="checkbox"/>		24.3727-0314.2 580314	L= 1.745
					Orga 08394→; - ESP; Trommelbremse; <input type="checkbox"/>		24.3727-0339.2 580339	L= 1.850
					+ ESP; Scheibenbremse; <input type="checkbox"/>		24.3727-0347.2 580347	L= 1.923
					+ ESP; Scheibenbremse; <input type="checkbox"/>		24.3727-0349.2 580349	L= 1.820
2.0 HDI 90	66	12/99→10/05			Orga 08394→; - ESP; Trommelbremse; <input type="checkbox"/>		24.3727-0314.2 580314	L= 1.745
					Orga 08394→; - ESP; Trommelbremse; <input type="checkbox"/>		24.3727-0339.2 580339	L= 1.850
					12/00→; + ESP; Scheibenbremse; <input type="checkbox"/>		24.3727-0347.2 580347	L= 1.923
					12/00→; + ESP; Scheibenbremse; <input type="checkbox"/>		24.3727-0349.2 580349	L= 1.820
CITROËN - BERLINGO / BERLINGO FIRST Kasten/Großraumlimousine (M_) 07/96→12/11								
 Radbremszylinder								
1.1 i	44	07/96→03/08	➔		- ESP		24.3222-1734.3 020539	TRW ALU
2.0 HDI 90 4WD	66	11/00→10/05						
1.4 BiFuel	55	07/96→10/02	➔				24.3222-1734.3 020539	TRW ALU
1.4 i bivalent	55	04/03→10/05						
			80 -					
1.6 16V	81	10/00→03/08						
1.6 HDI 92	68	11/09→12/10						
1.8 D	43	07/96→10/02						
1.8 i	66	05/98→10/02						
1.9 D	51	07/96→12/03						
1.9 D 70 4WD	51	07/98→03/06						
Electric	28	07/03→12/05						
1.4 bivalent	48	11/02→12/11	➔		→ 03/08		24.3222-1734.3 020539	TRW ALU
1.4 i	55	07/96→12/11						
1.6 HDI 75	55	07/05→12/11						
1.6 HDI 90	66	07/05→12/11						
1.9 D 70	51	04/99→12/11						
2.0 HDI 90	66	12/99→12/11	➔		→ 03/08; - ESP		24.3222-1734.3 020539	TRW ALU
Zubehörsatz, Bremsbacken								
1.1 i	44	07/96→03/08	➔				03.0137-9220.2 669220	TRW
1.4 BiFuel	55	07/96→10/02						
1.4 i bivalent	55	04/03→10/05						
1.6 16V	80 -	10/00→03/08						
			81					
1.6 HDI 92	68	11/09→12/10						
1.8 D	43	07/96→10/02						
1.8 i	66	05/98→10/02						
1.9 D	51	07/96→12/03						
1.9 D 70 4WD	51	07/98→03/06						
Electric	28	07/03→12/05						
1.4 bivalent	48	11/02→12/11	➔		→ 03/08		03.0137-9220.2 669220	TRW
1.4 i	55	07/96→12/11						
1.6 HDI 75	55	07/05→12/11						
1.6 HDI 90	66	07/05→12/11						
1.9 D 70	51	04/99→12/11						
2.0 HDI 90	66	12/99→12/11	➔		→ 03/08; - ESP		03.0137-9220.2 669220	TRW
2.0 HDI 90 4WD	66	11/00→10/05	➔		- ESP		03.0137-9220.2 669220	TRW
 Bremstrommel								
1.1 i	44	07/96→03/08	➔				24.0222-8017.1 480071	Ø 274 x 50,8 / 230
1.4 BiFuel	55	07/96→10/02						
➔								



















	kw					! #		
CITROËN - BERLINGO / BERLINGO FIRST Kasten/Großraumlimousine (M_) 07/96→12/11								
Bremstrommel								
1.4 i bivalent 1.6 16V 1.6 HDI 92 1.8 D 1.8 i 1.9 D 1.9 D 70 4WD Electric	55 80 - 81 68 43 66 51 51 28	04/03→10/05 10/00→03/08 11/09→12/10 07/96→10/02 05/98→10/02 07/96→12/03 07/98→03/06 07/03→12/05	➔				24.0222-8017.1 480071	Ø 274 x 50,8 / 230
1.4 bivalent 1.4 i 1.6 HDI 75 1.6 HDI 90 1.9 D 70	48 55 55 66 51	11/02→12/11 07/96→12/11 07/05→12/11 07/05→12/11 04/99→12/11	➔	→ 03/08			24.0222-8017.1 480071	Ø 274 x 50,8 / 230
2.0 HDI 90	66	12/99→12/11	➔	→ 03/08; - ESP			24.0222-8017.1 480071	Ø 274 x 50,8 / 230
2.0 HDI 90 4WD	66	11/00→10/05	➔	- ESP			24.0222-8017.1 480071	Ø 274 x 50,8 / 230
Bremsbackensatz								
1.1 i 1.4 BiFuel 1.8 D 1.8 i 1.9 D 1.9 D 70 4WD	44 55 43 66 51 51	07/96→03/08 07/96→10/02 07/96→10/02 05/98→10/02 07/96→12/03 07/98→03/06	➔				03.0137-0341.2 650341	TRW Ø 229 x 42 + HEB
			➔	Orga 08001→			03.0520-6322.3 696322	TRW Ø 229 x 42 + RZ / + Zub TopKit
			➔				03.0525-0031.3 EQ0031	TRW Ø 229 x 42 - RZ / + Zub Easy Quick
			➔	→Orga 08000			03.0520-6322.3 696322	TRW Ø 229 x 42 + RZ / + Zub TopKit
			➔				03.0525-0031.3 EQ0031	TRW Ø 229 x 42 - RZ / + Zub Easy Quick
1.4 bivalent 1.6 HDI 75 1.6 HDI 90	48 55 66	11/02→12/11 07/05→12/11 07/05→12/11	➔	→ 03/08			03.0137-0341.2 650341	TRW Ø 229 x 42 + HEB
			➔				03.0520-6322.3 696322	TRW Ø 229 x 42 + RZ / + Zub TopKit
			➔				03.0525-0031.3 EQ0031	TRW Ø 229 x 42 - RZ / + Zub Easy Quick
1.4 i 1.9 D 70	55 51	07/96→12/11 04/99→12/11	➔	→ 03/08			03.0137-0341.2 650341	TRW Ø 229 x 42 + HEB
			➔	Orga 08001→; → 03/08			03.0520-6322.3 696322	TRW Ø 229 x 42 + RZ / + Zub TopKit
			➔				03.0525-0031.3 EQ0031	TRW Ø 229 x 42 - RZ / + Zub Easy Quick
			➔	→Orga 08000			03.0520-6322.3 696322	TRW Ø 229 x 42 + RZ / + Zub TopKit
			➔				03.0525-0031.3 EQ0031	TRW Ø 229 x 42 - RZ / + Zub Easy Quick
1.4 i bivalent 1.6 16V Electric	55 80 - 81 28	04/03→10/05 10/00→03/08 07/03→12/05	➔				03.0137-0341.2 650341	TRW Ø 229 x 42 + HEB
			➔				03.0520-6322.3 696322	TRW Ø 229 x 42 + RZ / + Zub TopKit
			➔				03.0525-0031.3 EQ0031	TRW Ø 229 x 42 - RZ / + Zub Easy Quick
1.6 HDI 92	68	11/09→12/10	➔				03.0137-0341.2 650341	TRW Ø 229 x 42 + HEB
			➔				03.0520-6322.3 696322	TRW Ø 229 x 42 + RZ / + Zub TopKit
2.0 HDI 90	66	12/99→12/11	➔	→ 03/08; - ESP			03.0137-0341.2 650341	TRW Ø 229 x 42 + HEB
			➔				03.0520-6322.3 696322	TRW Ø 229 x 42 + RZ / + Zub TopKit
			➔				03.0525-0031.3 EQ0031	TRW Ø 229 x 42 - RZ / + Zub Easy Quick
2.0 HDI 90 4WD	66	11/00→10/05	➔	- ESP			03.0137-0341.2 650341	TRW Ø 229 x 42 + HEB
			➔				03.0520-6322.3 696322	TRW Ø 229 x 42 + RZ / + Zub TopKit
			➔				03.0525-0031.3 EQ0031	TRW Ø 229 x 42 - RZ / + Zub Easy Quick
Seilzug, Feststellbremse								
1.1 i 1.4 BiFuel 1.8 D 1.8 i 1.9 D 1.9 D 70 4WD	44 55 43 66 51 51	07/96→03/08 07/96→10/02 07/96→10/02 05/98→10/02 07/96→12/03 07/98→03/06		Orga 08394→; <input type="checkbox"/>			24.3727-0314.2 580314	L= 1.745
				→Orga 08393; Trommelbremse; <input type="checkbox"/>			24.3727-0314.2 580314	L= 1.745
				→Orga 08393; Trommelbremse; <input type="checkbox"/>			24.3727-0315.2 580315	L= 1.818
				Orga 08394→; <input type="checkbox"/>			24.3727-0339.2 580339	L= 1.850
1.4 bivalent 1.6 HDI 75 1.6 HDI 90	48 55 66	11/02→12/11 07/05→12/11 07/05→12/11		→ 03/08; <input type="checkbox"/>			24.3727-0314.2 580314	L= 1.745
				→ 03/08; <input type="checkbox"/>			24.3727-0339.2 580339	L= 1.850
1.4 i 1.9 D 70 ➔	55 51	07/96→12/11 04/99→12/11		Orga 08394→; → 03/08; <input type="checkbox"/>			24.3727-0314.2 580314	L= 1.745















	kW					! #		
CITROËN - BERLINGO / BERLINGO FIRST Kasten/Großraumlimousine (M_) 07/96→12/11								
 Seilzug, Feststellbremse								
1.4 i	55	07/96→12/11			→Orga 08393; Trommelbremse; <input type="checkbox"/>		24.3727-0314.2 580314	L= 1.745
1.9 D 70	51	04/99→12/11			→Orga 08393; Trommelbremse; <input type="checkbox"/>		24.3727-0315.2 580315	L= 1.818
					Orga 08394→; → 03/08; <input type="checkbox"/>		24.3727-0339.2 580339	L= 1.850
1.4 i bivalent	55	04/03→10/05			<input type="checkbox"/>		24.3727-0314.2 580314	L= 1.745
1.6 16V	80 - 81	10/00→03/08			<input type="checkbox"/>		24.3727-0339.2 580339	L= 1.850
1.6 HDi 92	68	11/09→12/10			- ESP; Trommelbremse; <input type="checkbox"/>		24.3727-0314.2 580314	L= 1.745
					- ESP; Trommelbremse; <input type="checkbox"/>		24.3727-0339.2 580339	L= 1.850
					+ ESP; Scheibenbremse; <input type="checkbox"/>		24.3727-0347.2 580347	L= 1.923
					+ ESP; Scheibenbremse; <input type="checkbox"/>		24.3727-0349.2 580349	L= 1.820
2.0 HDi 90	66	12/99→12/11			Orga 08394→; → 03/08; <input type="checkbox"/>		24.3727-0314.2 580314	L= 1.745
					Orga 08394→; → 03/08; <input type="checkbox"/>		24.3727-0339.2 580339	L= 1.850
2.0 HDi 90 4WD	66	11/00→10/05			Orga 08394→; <input type="checkbox"/>		24.3727-0314.2 580314	L= 1.745
					Orga 08394→; <input type="checkbox"/>		24.3727-0339.2 580339	L= 1.850
Electric	42	01/11→12/11			→Orga 14083; Scheibenbremse; <input type="checkbox"/>	2	24.3727-0853.2 580853	L= 2.398
CITROËN - BERLINGO Kasten/Großraumlimousine (B9) 04/08→								
 Seilzug, Feststellbremse								
1.6	66 - 80	04/08→			→Orga 14083; Scheibenbremse; <input type="checkbox"/>	2	24.3727-0853.2 580853	L= 2.398
1.6 BlueHDi 100	73	12/14→						
1.6 BlueHDi 100 4x4	73	12/14→						
1.6 BlueHDi 120	88	12/14→						
1.6 HDi 110	80 - 82	04/08→						
1.6 HDi 115	84	07/10→						
1.6 HDi 115 4x4	84	02/12→						
1.6 HDi 75	55	04/08→						
1.6 HDi 75 4x4	55	02/12→						
1.6 HDi 90	66 - 68	07/10→						
1.6 HDi 90 16V	66	04/08→						
1.6 HDi 90 4x4	66	02/12→						
1.6 VTi 120	88	11/09→						
1.6 VTi 95	72	07/10→						
Electric	49	01/13→						
PureTech 110	81	01/18→						
1.6 HDi / BlueHDi 75	55	07/10→			04/15→; →Orga 14083; Scheibenbremse; <input type="checkbox"/>	2	24.3727-0853.2 580853	L= 2.398
Electric	35	01/13→			02/13→; →Orga 14083; Scheibenbremse; <input type="checkbox"/>	2	24.3727-0853.2 580853	L= 2.398
CITROËN - BERLINGO MULTISPACE (B9) 04/08→								
 Seilzug, Feststellbremse								
1.6	66 - 81	04/08→			→Orga 14083; Scheibenbremse; <input type="checkbox"/>	2	24.3727-0853.2 580853	L= 2.398
1.6 BlueHDi 100	73	12/14→						
1.6 BlueHDi 120	88	12/14→						
1.6 HDi 110	80 - 82	04/08→						
1.6 HDi 115	84	07/10→						
1.6 HDi 115 4x4	84	02/12→						
1.6 HDi 75 16V	55	04/08→						
1.6 HDi 90	66 - 68	04/08→						
1.6 HDi 90 4x4	66	02/12→12/14						
1.6 VTi 120	88	11/09→						
1.6 VTi 95	72	07/10→						
1.6 HDi 75 / BlueHDi 75	55	04/08→			04/15→; →Orga 14083; Scheibenbremse; <input type="checkbox"/>	2	24.3727-0853.2 580853	L= 2.398
CITROËN - BERLINGO Pritsche/Fahrgestell (B9) 04/08→								
 Seilzug, Feststellbremse								
1.6 BlueHDi 100	73	12/14→			→Orga 14083; Scheibenbremse; <input type="checkbox"/>	2	24.3727-0853.2 580853	L= 2.398
1.6 HDi 90	66	07/10→						
1.6 HDi 90 16V	66	04/08→						
1.6 HDi 92	68	07/10→12/17						
CITROËN - C1 (PM_, PN_) 06/05→09/14								
 Radbremszylinder								
1.0	50	06/05→09/14	➡	→ 04/14		2	24.3217-1719.3 020482	BOS ALU
1.4 HDi	40	06/05→09/14	➡	→ 12/08		2	24.3217-1719.3 020482	BOS ALU
→								














	kw					! #		
CITROËN - C1 (PM_, PN_) 06/05→09/14								
Zubehörsatz, Bremsbacken								
1.0	50	06/05→09/14	➡	→ 04/14			03.0137-9287.2 669287	BOS
1.4 HDi	40	06/05→09/14	➡	→ 12/08			03.0137-9287.2 669287	BOS
 Bremstrommel								
1.0	50	06/05→09/14	➡	→ 04/14			24.0220-0046.1 480193	Ø 233 x 44 / 201
1.4 HDi	40	06/05→09/14	➡	→ 12/08			24.0220-0046.1 480193	Ø 233 x 44 / 201
 Bremsbackensatz								
1.0	50	06/05→09/14	➡	→ 04/14			03.0137-0466.2 650466 03.0520-4117.3 694117	BOS Ø 200 x 32 + HEB BOS Ø 200 x 32 + RZ / + Zub TopKit
1.4 HDi	40	06/05→09/14	➡	→ 12/08			03.0137-0466.2 650466 03.0520-4117.3 694117	BOS Ø 200 x 32 + HEB BOS Ø 200 x 32 + RZ / + Zub TopKit
CITROËN - C1 II (PA_, PS_) 04/14→								
 Radbremszylinder								
1.0 VTi 68	51	04/14→	➡		2		24.3217-1739.3 020597	BOS ALU
1.0 VTi 72	53	06/18→						
1.2 VTi 82	60	04/14→						
Zubehörsatz, Bremsbacken								
1.0 VTi 68	51	04/14→	➡				03.0137-9287.2 669287	BOS
1.0 VTi 72	53	06/18→						
1.2 VTi 82	60	04/14→						
 Bremstrommel								
1.0 VTi 68	51	04/14→	➡				24.0220-0046.1 480193	Ø 233 x 44 / 201
1.0 VTi 72	53	06/18→						
1.2 VTi 82	60	04/14→						
 Bremsbackensatz								
1.0 VTi 68	51	04/14→	➡				03.0137-0466.2 650466	BOS Ø 200 x 32 + HEB
1.2 VTi 82	60	04/14→						
CITROËN - C2 (JM_) 07/03→09/17								
 Radbremszylinder								
1.1	44	09/03→09/12	➡	→ 12/09; - ABS; nur paarweise austauschen; 			24.3219-1739.3 020472	GG
			➡	→ 12/09; - ABS; nur paarweise austauschen; 			24.3219-1740.3 020473	GG
			➡	→ 12/09; + ABS	2		24.3220-1717.3 020430 24.3220-1724.3 020476	TRW ALU BOS ALU
1.4	54 - 55	09/03→12/09	➡	- ABS; nur paarweise austauschen; 			24.3219-1739.3 020472	GG
1.4 16V	65	04/05→12/09	➡	- ABS; nur paarweise austauschen; 			24.3219-1740.3 020473	GG
1.4 HDi	50 - 51	07/03→12/09	➡	+ ABS	2		24.3220-1717.3 020430 24.3220-1724.3 020476	TRW ALU BOS ALU
Zubehörsatz, Bremsbacken								
1.1	44	09/03→09/12	➡	→ 12/09			03.0137-9267.2 669267 03.0137-9281.2 669281	TRW
1.4	54 - 55	09/03→12/09	➡				03.0137-9267.2 669267 03.0137-9281.2 669281	TRW
1.4 16V	65	04/05→12/09						
1.4 HDi	50 - 51	07/03→12/09						
 Bremstrommel								
1.1	44	09/03→09/12	➡	→ 12/09			24.0220-3029.1 480179 24.0220-3729.2 480217	Ø 244,5 x 42 / 204,5 - RLG / - ABS Ring Ø 244,5 x 42 / 204,5 + RLG / + ABS Ring
1.4	54 - 55	09/03→12/09	➡				24.0220-3029.1 480179 24.0220-3729.2 480217	Ø 244,5 x 42 / 204,5 - RLG / - ABS Ring Ø 244,5 x 42 / 204,5 + RLG / + ABS Ring
1.4 16V	65	04/05→12/09						
1.4 HDi	50 - 51	07/03→12/09						
→								

















	kw					! #		
CITROËN - C2 (JM_) 07/03→09/17								
 Bremsbackensatz								
1.1	44	09/03→09/12	➔	→ 12/09		03.0137-0426.2 650426	TRW Ø 203 x 38 + HEB	
			➔	→ 12/09; - ABS		03.0137-0439.2 650439	Ø 203 x 39 + HEB	
			➔	→ 12/09; + ABS		03.0520-6119.3 696119	TRW Ø 203 x 38 + RZ / + Zub TopKit	
						03.0520-7620.3 697620	TRW Ø 203 x 38 + RZ / + Zub TopKit	
						03.0520-8520.3 698520	BOS Ø 203 x 39 + RZ / + Zub TopKit	
1.4	54 - 55	09/03→12/09	➔			03.0137-0426.2 650426	TRW Ø 203 x 38 + HEB	
1.4 16V	65	04/05→12/09				03.0137-0439.2 650439	Ø 203 x 39 + HEB	
1.4 HDi	50 - 51	07/03→12/09	➔	- ABS		03.0520-6119.3 696119	TRW Ø 203 x 38 + RZ / + Zub TopKit	
			➔	+ ABS		03.0520-7620.3 697620	TRW Ø 203 x 38 + RZ / + Zub TopKit	
						03.0520-8520.3 698520	BOS Ø 203 x 39 + RZ / + Zub TopKit	
 Seilzug, Feststellbremse								
1.1	44	09/03→09/12		→ 12/09; Trommelbremse; 	2	24.3727-0843.2 580843	L= 1.612	
1.4	54 - 55	09/03→12/09		Trommelbremse; 	2	24.3727-0843.2 580843	L= 1.612	
1.4 16V	65	04/05→12/09						
1.4 HDi	50 - 51	07/03→12/09						
CITROËN - C2 ENTERPRISE (JG_) 11/03→12/09								
 Radbremsszylinder								
1.1	44	11/03→12/09	➔	- ABS; nur paarweise austauschen; 		24.3219-1739.3 020472	GG	
1.4 HDi	50 - 51	11/03→12/09	➔	- ABS; nur paarweise austauschen; 		24.3219-1740.3 020473	GG	
			➔	+ ABS		24.3220-1717.3 020430	TRW ALU	
						24.3220-1724.3 020476	BOS ALU	
Zubehörsatz, Bremsbacken								
1.1	44	11/03→12/09	➔			03.0137-9267.2 669267	TRW	
1.4 HDi	50 - 51	11/03→12/09				03.0137-9281.2 669281		
 Bremstrommel								
1.1	44	11/03→12/09	➔			24.0220-3029.1 480179	Ø 244,5 x 42 / 204,5 - RLG / - ABS Ring	
1.4 HDi	50 - 51	11/03→12/09				24.0220-3729.2 480217	Ø 244,5 x 42 / 204,5 + RLG / + ABS Ring	
 Bremsbackensatz								
1.1	44	11/03→12/09	➔			03.0137-0426.2 650426	TRW Ø 203 x 38 + HEB	
1.4 HDi	50 - 51	11/03→12/09				03.0137-0439.2 650439	Ø 203 x 39 + HEB	
			➔	- ABS		03.0520-6119.3 696119	TRW Ø 203 x 38 + RZ / + Zub TopKit	
			➔	+ ABS		03.0520-7620.3 697620	TRW Ø 203 x 38 + RZ / + Zub TopKit	
						03.0520-8520.3 698520	BOS Ø 203 x 39 + RZ / + Zub TopKit	
 Seilzug, Feststellbremse								
1.1	44	11/03→12/09		Trommelbremse; 	2	24.3727-0843.2 580843	L= 1.612	
1.4 HDi	50 - 51	11/03→12/09						
CITROËN - C3 I (FC_, FN_) 02/02→								
 Radbremsszylinder								
1.1 i	44	02/02→	➔	→ 08/09; - ABS; nur paarweise austauschen; 		24.3219-1739.3 020472	GG	
1.4 HDi	50 - 55	02/02→						
1.4 i	54	02/02→11/10	➔	→ 08/09; - ABS; nur paarweise austauschen; 		24.3219-1740.3 020473	GG	
			➔	→ 08/09; + ABS	2	24.3220-1717.3 020430	TRW ALU	
						24.3220-1724.3 020476	BOS ALU	
1.1 LPG	44	06/06→12/09	➔	- ABS; nur paarweise austauschen; 		24.3219-1739.3 020472	GG	
1.4	58	12/05→07/12						
1.4 BiFuel	54	09/08→12/09	➔	- ABS; nur paarweise austauschen; 		24.3219-1740.3 020473	GG	
➔								
































	kw					! #		
CITROËN - C3 I (FC_, FN_) 02/02→								
 Radbremszylinder								
1.4 i Bivalent	49	01/08→12/09	➔	+ ABS	2	24.3220-1717.3 020430 24.3220-1724.3 020476	TRW ALU BOS ALU	
1.4 16V 1.4 16V HDi 1.6 16V HDi	65 66 66	12/03→ 02/02→ 10/05→	➔	→ 08/09	2	24.3220-1717.3 020430 24.3220-1724.3 020476	TRW ALU BOS ALU	
1.4 i Bivalent	54	02/02→	➔	09/05→ 08/09; - ABS; nur paarweise austauschen; <input type="checkbox"/>	2	24.3219-1739.3 020472 24.3219-1740.3 020473	GG GG	
			➔	09/05→ 08/09; - ABS; nur paarweise austauschen; <input type="checkbox"/>				
			➔	09/05→ 08/09; + ABS	2	24.3220-1717.3 020430 24.3220-1724.3 020476	TRW ALU BOS ALU	
Zubehörsatz, Bremsbacken								
1.1 i 1.4 HDi	44 50 - 55	02/02→ 02/02→	➔	→ 08/09		03.0137-9267.2 669267 03.0137-9281.2 669281	TRW	
1.4 i	54	02/02→11/10	➔	→ 08/09; + ABS				
1.1 LPG 1.4 1.4 BiFuel 1.4 i Bivalent	44 58 54 49	06/06→12/09 12/05→07/12 09/08→12/09 01/08→12/09	➔	+ ABS		03.0137-9267.2 669267 03.0137-9281.2 669281	TRW	
1.4 16V 1.4 16V HDi 1.6 16V HDi	65 66 66	12/03→ 02/02→ 10/05→	➔	→ 08/09		03.0137-9267.2 669267 03.0137-9281.2 669281	TRW	
1.4 i Bivalent	54	02/02→	➔	09/05→ 08/09		03.0137-9267.2 669267	TRW	
			➔	09/05→ 08/09; + ABS		03.0137-9281.2 669281		
 Bremstrommel								
1.1 i 1.4 16V 1.4 16V HDi 1.4 HDi	44 65 66	02/02→ 12/03→ 02/02→	➔	→ 08/09		24.0220-3029.1 480179 24.0220-3729.2 480217	Ø 244,5 x 42 / 204,5 - RLG / - ABS Ring Ø 244,5 x 42 / 204,5 + RLG / + ABS Ring	
1.4 i 1.6 16V HDi	50 - 55 54 66	02/02→ 02/02→11/10 10/05→	➔					
1.1 LPG 1.4 1.4 BiFuel 1.4 i Bivalent	44 58 54 49	06/06→12/09 12/05→07/12 09/08→12/09 01/08→12/09	➔			24.0220-3029.1 480179 24.0220-3729.2 480217	Ø 244,5 x 42 / 204,5 - RLG / - ABS Ring Ø 244,5 x 42 / 204,5 + RLG / + ABS Ring	
1.4 i Bivalent	54	02/02→	➔	09/05→ 08/09		24.0220-3029.1 480179 24.0220-3729.2 480217	Ø 244,5 x 42 / 204,5 - RLG / - ABS Ring Ø 244,5 x 42 / 204,5 + RLG / + ABS Ring	
			➔					
 Bremsbackensatz								
1.1 i 1.4 HDi	44 50 - 55	02/02→ 02/02→	➔	→ 08/09		03.0137-0426.2 650426 03.0137-0439.2 650439	TRW Ø 203 x 38 + HEB Ø 203 x 39 + HEB	
1.4 i	54	02/02→11/10	➔	→ 08/09; + ABS		03.0520-7620.3 697620 03.0520-8520.3 698520	TRW Ø 203 x 38 + RZ / + Zub TopKit BOS Ø 203 x 39 + RZ / + Zub TopKit	
			➔	→ 08/09; - ABS		03.0520-6119.3 696119	TRW Ø 203 x 38 + RZ / + Zub TopKit	
1.1 LPG 1.4 1.4 BiFuel 1.4 i Bivalent	44 58 54 49	06/06→12/09 12/05→07/12 09/08→12/09 01/08→12/09	➔	+ ABS		03.0137-0426.2 650426 03.0137-0439.2 650439 03.0520-7620.3 697620 03.0520-8520.3 698520	TRW Ø 203 x 38 + HEB Ø 203 x 39 + HEB TRW Ø 203 x 38 + RZ / + Zub TopKit BOS Ø 203 x 39 + RZ / + Zub TopKit	
1.4 16V 1.4 16V HDi 1.6 16V HDi	65 66 66	12/03→ 02/02→ 10/05→	➔	→ 08/09		03.0137-0426.2 650426 03.0137-0439.2 650439 03.0520-7620.3 697620 03.0520-8520.3 698520	TRW Ø 203 x 38 + HEB Ø 203 x 39 + HEB TRW Ø 203 x 38 + RZ / + Zub TopKit BOS Ø 203 x 39 + RZ / + Zub TopKit	
			➔	- ABS		03.0520-6119.3 696119	TRW Ø 203 x 38 + RZ / + Zub TopKit	
1.4 i Bivalent	54	02/02→	➔	09/05→ 08/09		03.0137-0426.2 650426	TRW Ø 203 x 38 + HEB	
			➔	09/05→ 08/09; + ABS		03.0137-0439.2 650439	Ø 203 x 39 + HEB	
→								















	kW					! #		
CITROËN - C3 I (FC_, FN_) 02/02→								
 Bremsbackensatz								
1.4 i Bivalent	54	02/02→	➔	09/05→ 08/09; + ABS			03.0520-7620.3 697620	TRW Ø 203 x 38 + RZ / + Zub TopKit
							03.0520-8520.3 698520	BOS Ø 203 x 39 + RZ / + Zub TopKit
			➔	09/05→ 08/09; - ABS			03.0520-6119.3 696119	TRW Ø 203 x 38 + RZ / + Zub TopKit
 Seilzug, Feststellbremse								
1.1 i	44	02/02→		→Orga 10422; Trommelbremse; 	2	24.3727-0346.2 580346	L= 1.716	
1.4 16V	65	12/03→						
1.4 16V HDi	66	02/02→		Orga 10423→; → 08/09; Trommel-	2	24.3727-0352.2 580352	L= 1.693	
1.4 HDi	50 -	02/02→		bremse; 				
	55							
1.4 i	54	02/02→11/10						
1.6 16V HDi	66	10/05→						
1.1 LPG	44	06/06→12/09		→Orga 10422; Trommelbremse; 	2	24.3727-0346.2 580346	L= 1.716	
1.4	58	12/05→07/12						
1.4 BiFuel	54	09/08→12/09		Orga 10423→; Trommelbremse; 	2	24.3727-0352.2 580352	L= 1.693	
1.4 i Bivalent	49	01/08→12/09						
1.4 i Bivalent	54	02/02→		09/05→; →Orga 10422; Trommel-	2	24.3727-0346.2 580346	L= 1.716	
				bremse; 				
				Orga 10423→; → 08/09; Trommel-	2	24.3727-0352.2 580352	L= 1.693	
				bremse; 				
CITROËN - C3 II (SC_) 09/09→								
 Radbremszylinder								
1.0 VTi 68	50	08/12→	➔	10/12→; Ø 203	2	24.3220-1741.3 020548	ALU	
1.2 VTi 82	60	06/12→09/16						
1.1 BiFuel	44	11/10→	➔	Ø 203	2	24.3220-1741.3 020548	ALU	
1.1 i	44	09/09→01/13						
1.4	54	11/09→09/16						
1.4 HDi 70	50	11/09→						
1.4 LPG	54	07/10→						
1.6 HDi	68	11/09→09/16						
1.6 HDi 90	66	11/09→						
1.2 THP 110	81	10/14→	➔	Ø 228	2	24.3220-1732.3 020514	BOS ALU	
1.4 LPG	70	06/13→						
1.6 BlueHDi 100	73	07/14→	➔	Ø 203	2	24.3220-1741.3 020548	ALU	
1.6 BlueHDi 75	55	04/15→						
1.4 VTi	72	11/09→	➔	Ø 228	2	24.3220-1732.3 020514	BOS ALU	
1.4 VTi 95	70	11/09→						
Zubehörsatz, Bremsbacken								
1.0 VTi 68	50	08/12→	➔	10/12→		03.0137-9281.2 669281		
1.2 VTi 82	60	06/12→09/16						
1.1 BiFuel	44	11/10→	➔			03.0137-9281.2 669281		
1.1 i	44	09/09→01/13						
1.4	54	11/09→09/16						
1.4 HDi 70	50	11/09→						
1.4 LPG	54	07/10→						
1.6 HDi	68	11/09→09/16						
1.6 HDi 90	66	11/09→						
1.2 THP 110	81	10/14→	➔			03.0137-9228.2 669228	BDX	
1.4 LPG	70	06/13→						
1.6 BlueHDi 100	73	07/14→				03.0137-9281.2 669281		
1.6 BlueHDi 75	55	04/15→						
1.4 VTi	72	11/09→	➔			03.0137-9228.2 669228	BDX	
1.4 VTi 95	70	11/09→						
 Bremstrommel								
1.2 THP 110	81	10/14→	➔			24.0222-9701.2 480219	Ø 273 x 51 / 230,1 + RLG / + ABS Ring	
1.4 LPG	70	06/13→						
1.4 VTi	72	11/09→						
1.4 VTi 95	70	11/09→						
1.6 BlueHDi 100	73	07/14→						
1.6 BlueHDi 75	55	04/15→						
1.4 HDi 70	50	11/09→	➔			24.0220-3029.1 480179	Ø 244,5 x 42 / 204,5 - RLG / - ABS Ring	
						24.0220-3729.2 480217	Ø 244,5 x 42 / 204,5 + RLG / + ABS Ring	
 Bremsbackensatz								
1.0 VTi 68	50	08/12→	➔	10/12→		03.0137-0504.2 650504	BOS Ø 203 x 39 + HEB	
1.2 VTi 82	60	06/12→09/16				03.0520-9620.3 699620	Ø 203 x 39 + RZ / + Zub TopKit	
1.1 BiFuel	44	11/10→	➔			03.0137-0504.2 650504	BOS Ø 203 x 39 + HEB	
1.1 i	44	09/09→01/13				03.0520-9620.3 699620	Ø 203 x 39 + RZ / + Zub TopKit	































	kw			 	! #		
CITROËN - C3 II (SC_) 09/09→							
 Bremsbackensatz							
1.4 1.4 HDi 70 1.4 LPG 1.6 HDi 1.6 HDi 90	54 50 54 68 66	11/09→09/16 11/09→ 07/10→ 11/09→09/16 11/09→	➔			03.0137-0504.2 650504 03.0520-9620.3 699620	BOS Ø 203 x 39 + HEB Ø 203 x 39 + RZ / + Zub TopKit
1.2 THP 110 1.4 LPG 1.6 BlueHDi 100 1.6 BlueHDi 75	81 70 73 55	10/14→ 06/13→ 07/14→ 04/15→	➔			03.0137-0491.2 650491 03.0137-0504.2 650504 03.0520-9420.3 699420 03.0520-9620.3 699620	Ø 228 x 42 + HEB BOS Ø 203 x 39 + HEB BOS Ø 228 x 42 + RZ / + Zub TopKit Ø 203 x 39 + RZ / + Zub TopKit
1.4 VTi 1.4 VTi 95	72 70	11/09→ 11/09→	➔			03.0137-0491.2 650491 03.0520-9420.3 699420	Ø 228 x 42 + HEB BOS Ø 228 x 42 + RZ / + Zub TopKit
 Seilzug, Feststellbremse							
1.0 VTi 68 1.1 BiFuel 1.1 i 1.2 THP 110 1.2 VTi 82 1.4 1.4 HDi 70 1.4 LPG 1.6 BlueHDi 100 1.6 BlueHDi 75 1.6 HDi 1.6 HDi 90	50 44 44 81 60 54 50 54 - 70 73 55 68 66	08/12→ 11/10→ 09/09→01/13 10/14→ 06/12→09/16 11/09→09/16 11/09→ 07/10→ 07/14→ 04/15→ 11/09→09/16 11/09→		Trommelbremse; Ø 203; ↓	2	24.3727-0357.2 580357	L= 1.703
CITROËN - C3 II Kasten/Schrägheck (SC_) 06/10→							
 Radbremszylinder							
1.4 HDi	50	06/10→09/16	➔	Ø 203		24.3220-1741.3 020548	ALU
1.6 BlueHDi	55	03/15→09/16	➔	Ø 228		24.3220-1732.3 020514	BOS ALU
			➔	Ø 203		24.3220-1741.3 020548	ALU
Zubehörsatz, Bremsbacken							
1.4 HDi	50	06/10→09/16	➔			03.0137-9281.2 669281	
1.6 BlueHDi	55	03/15→09/16	➔			03.0137-9228.2 669228 03.0137-9281.2 669281	BDX
 Bremstrommel							
1.4 HDi	50	06/10→09/16	➔			24.0220-3029.1 480179 24.0220-3729.2 480217	Ø 244,5 x 42 / 204,5 - RLG / - ABS Ring Ø 244,5 x 42 / 204,5 + RLG / + ABS Ring
1.6 BlueHDi	55	03/15→09/16	➔			24.0222-9701.2 480219	Ø 273 x 51 / 230,1 + RLG / + ABS Ring
 Bremsbackensatz							
1.4 HDi	50	06/10→09/16	➔			03.0137-0504.2 650504 03.0520-9620.3 699620	BOS Ø 203 x 39 + HEB Ø 203 x 39 + RZ / + Zub TopKit
1.6 BlueHDi	55	03/15→09/16	➔			03.0137-0491.2 650491 03.0137-0504.2 650504 03.0520-9420.3 699420 03.0520-9620.3 699620	Ø 228 x 42 + HEB BOS Ø 203 x 39 + HEB BOS Ø 228 x 42 + RZ / + Zub TopKit Ø 203 x 39 + RZ / + Zub TopKit
 Seilzug, Feststellbremse							
1.4 HDi 1.6 BlueHDi	50 55	06/10→09/16 03/15→09/16		Trommelbremse; Ø 203; ↓	2	24.3727-0357.2 580357	L= 1.703
CITROËN - C3 III (SX) 07/16→							
 Radbremszylinder							
1.2 PureTech 82 1.2 PureTech 82 LPG 1.2 THP 110 1.2 VTi 68 1.2 VTi 82 1.2 VTi 82 LPG 1.5 BlueHDi 100 1.6 BlueHDi 100	61 61 81 50 60 60 75 73	05/18→ 05/18→ 07/16→ 07/16→ 07/16→ 07/16→ 05/18→ 07/16→	➔	Bremstrommeldurchmesser innen [Zoll]: 9	2	24.3220-1732.3 020514 24.3220-1743.3 020556	BOS ALU ALU














	kw			 	! #		
CITROËN - C3 III (SX) 07/16→							
 Radbremszylinder							
1.6 BlueHDi 75 1.6 VTi	55 85	07/16→ 02/17→	➔	Bremstrommeldurchmesser innen [Zoll]: 9	2	24.3220-1732.3 020514	BOS ALU
			➔	Bremstrommeldurchmesser innen [Zoll]: 8	2	24.3220-1743.3 020556	ALU
Zubehörsatz, Bremsbacken							
1.2 PureTech 82 1.2 PureTech 82 LPG 1.2 THP 110 1.2 VTi 68 1.2 VTi 82 1.2 VTi 82 LPG 1.5 BlueHDi 100 1.6 BlueHDi 100 1.6 BlueHDi 75 1.6 VTi	61 61 81 50 60 60 75 73 55 85	05/18→ 05/18→ 07/16→ 07/16→ 07/16→ 07/16→ 05/18→ 07/16→ 07/16→ 02/17→	➔	Bremstrommeldurchmesser innen [Zoll]: 9		03.0137-9228.2 669228	BDX
			➔	Bremstrommeldurchmesser innen [Zoll]: 8		03.0137-9281.2 669281	
 Bremstrommel							
1.2 PureTech 82 1.2 PureTech 82 LPG 1.2 THP 110 1.2 VTi 68 1.2 VTi 82 1.2 VTi 82 LPG 1.5 BlueHDi 100 1.6 BlueHDi 100 1.6 BlueHDi 75 1.6 VTi	61 61 81 50 60 60 75 73 55 85	05/18→ 05/18→ 07/16→ 07/16→ 07/16→ 07/16→ 05/18→ 07/16→ 07/16→ 02/17→	➔	Bremstrommeldurchmesser innen [Zoll]: 9		24.0222-9701.2 480219	Ø 273 x 51 / 230,1 + RLG / + ABS Ring
 Bremsbackensatz							
1.2 PureTech 82 1.2 PureTech 82 LPG 1.2 THP 110 1.2 VTi 68 1.2 VTi 82 1.2 VTi 82 LPG 1.5 BlueHDi 100 1.6 BlueHDi 100 1.6 BlueHDi 75 1.6 VTi	61 61 81 50 60 60 75 73 55 85	05/18→ 05/18→ 07/16→ 07/16→ 07/16→ 07/16→ 05/18→ 07/16→ 07/16→ 02/17→	➔	Bremstrommeldurchmesser innen [Zoll]: 8		03.0137-0504.2 650504 03.0520-9720.3 699720	BOS Ø 203 x 39 + HEB BOS Ø 203 x 39 + RZ / + Zub TopKit
			➔	Bremstrommeldurchmesser innen [Zoll]: 9		03.0137-0542.2 650542	Ø 228 x 42 + HEB
 Seilzug, Feststellbremse							
1.2 PureTech 82 1.2 PureTech 82 LPG 1.2 THP 110 1.2 VTi 68 1.2 VTi 82 1.2 VTi 82 LPG 1.5 BlueHDi 100 1.6 BlueHDi 100 1.6 BlueHDi 75 1.6 VTi	61 61 81 50 60 60 75 73 55 85	05/18→ 05/18→ 07/16→ 07/16→ 07/16→ 07/16→ 05/18→ 07/16→ 07/16→ 02/17→		Trommelbremse; Bremstrommeldurch- messer innen [Zoll]: 9; ⚠	2	24.3727-0358.2 580358	L= 1.798
CITROËN - C3 III Van (SX_, SY_) 07/16→							
 Radbremszylinder							
1.2 VTi	60	07/16→	➔	Bremstrommeldurchmesser innen [Zoll]: 9	2	24.3220-1732.3 020514	BOS ALU
			➔	Bremstrommeldurchmesser innen [Zoll]: 8	2	24.3220-1743.3 020556	ALU
BlueHDi 100 BlueHDi 75 PureTech 110 PureTech 82	73 - 75 55 81 61	03/19→ 03/19→ 03/19→ 03/19→	➔	Bremstrommeldurchmesser innen [Zoll]: 9		24.3220-1732.3 020514	BOS ALU
			➔	Bremstrommeldurchmesser innen [Zoll]: 8		24.3220-1743.3 020556	ALU
Zubehörsatz, Bremsbacken							
1.2 VTi BlueHDi 100	60 73 - 75	07/16→ 03/19→	➔	Bremstrommeldurchmesser innen [Zoll]: 9		03.0137-9228.2 669228	BDX
BlueHDi 75 PureTech 110 PureTech 82	55 81 61	03/19→ 03/19→ 03/19→	➔	Bremstrommeldurchmesser innen [Zoll]: 8		03.0137-9281.2 669281	
 Bremstrommel							
1.2 VTi BlueHDi 100 BlueHDi 75 PureTech 110 →	60 73 - 75 55 81	07/16→ 03/19→	➔	Bremstrommeldurchmesser innen [Zoll]: 9		24.0222-9701.2 480219	Ø 273 x 51 / 230,1 + RLG / + ABS Ring



















	kw					! #		
CITROËN - C3 III Van (SX_, SY_) 07/16→								
 Bremstrommel								
PureTech 82	61	03/19→	➔	Bremstrommeldurchmesser innen [Zoll]: 9		24.0222-9701.2	480219	Ø 273 x 51 / 230,1 + RLG / + ABS Ring
 Bremsbackensatz								
1.2 VTi BlueHDi 100	60 73 - 75	07/16→ 03/19→	➔	Bremstrommeldurchmesser innen [Zoll]: 8		03.0137-0504.2 03.0520-9720.3	650504 699720	BOS Ø 203 x 39 + HEB BOS Ø 203 x 39 + RZ / + Zub TopKit
BlueHDi 75 PureTech 110 PureTech 82	55 81 61	03/19→ 03/19→ 03/19→	➔	Bremstrommeldurchmesser innen [Zoll]: 9		03.0137-0542.2	650542	Ø 228 x 42 + HEB
 Seilzug, Feststellbremse								
1.2 VTi BlueHDi 100	60 73 - 75	07/16→ 03/19→		Trommelbremse; Bremstrommeldurchmesser innen [Zoll]: 9; ⚠	2	24.3727-0358.2	580358	L= 1.798
BlueHDi 75 PureTech 110 PureTech 82	55 81 61	03/19→ 03/19→ 03/19→						
CITROËN - C3 AIRCROSS I 08/10→								
 Bremstrommel								
1.5	66	11/15→	➔			24.0222-9701.2	480219	Ø 273 x 51 / 230,1 + RLG / + ABS Ring
CITROËN - C3 Pluriel (HB_) 05/03→								
 Radbremszylinder								
1.4	54 - 55	05/03→	➔	→ 07/10; - ABS; nur paarweise austauschen; ⚠		24.3219-1739.3	020472	GG
1.4 HDi	50	04/04→	➔	→ 07/10; - ABS; nur paarweise austauschen; ⚠		24.3219-1740.3	020473	GG
			➔	→ 07/10; + ABS	2	24.3220-1717.3 24.3220-1724.3	020430 020476	TRW ALU BOS ALU
Zubehörsatz, Bremsbacken								
1.4	54 - 55	05/03→	➔	→ 07/10		03.0137-9267.2	669267	TRW
1.4 HDi	50	04/04→	➔	→ 07/10; + ABS		03.0137-9281.2	669281	
 Bremstrommel								
1.4	54 - 55	05/03→	➔	→ 07/10		24.0220-3029.1	480179	Ø 244,5 x 42 / 204,5 - RLG / - ABS Ring
1.4 HDi	50	04/04→				24.0220-3729.2	480217	Ø 244,5 x 42 / 204,5 + RLG / + ABS Ring
 Bremsbackensatz								
1.4	54 - 55	05/03→	➔	→ 07/10		03.0137-0426.2	650426	TRW Ø 203 x 38 + HEB
1.4 HDi	50	04/04→	➔	→ 07/10; + ABS		03.0137-0439.2 03.0520-7620.3 03.0520-8520.3	650439 697620 698520	Ø 203 x 39 + HEB TRW Ø 203 x 38 + RZ / + Zub TopKit BOS Ø 203 x 39 + RZ / + Zub TopKit
			➔	→ 07/10; - ABS		03.0520-6119.3	696119	TRW Ø 203 x 38 + RZ / + Zub TopKit
 Seilzug, Feststellbremse								
1.4	54 - 55	05/03→		→Orga 10233; Trommelbremse; ⚠	2	24.3727-0346.2	580346	L= 1.716
1.4 HDi	50	04/04→		Orga 10234→; → 07/10; Trommelbremse; ⚠	2	24.3727-0352.2	580352	L= 1.693
CITROËN - C4 I (LC_) 11/04→12/14								
 Seilzug, Feststellbremse								
1.4 16V 1.6 16V 1.6 16V Bio-Flex 1.6 HDi	65 80 80 66 - 85	11/04→07/11 11/04→07/11 09/07→07/08 11/04→07/11		Scheibenbremse; ⚠	2	24.3727-0832.2	580832	L= 2.035
1.6 THP 140 1.6 THP 150 1.6 VTi 120 2.0 16V	103 110 88 100 - 130	07/08→07/11 07/08→07/11 07/08→07/11 11/04→07/11						

















	kw					! #		
CITROËN - C4 I (LC_) 11/04→12/14								
 Seilzug, Feststellbremse								
2.0 HDi	100 - 103	11/04→07/11			Scheibenbremse; 	2	24.3727-0832.2 580832	L= 2.035
1.6 HDi	80 - 84	04/10→11/12			Türenanzahl: 3 / 5; 	2	24.3727-0832.2 580832	L= 2.035
					Türenanzahl: 4; 	2	24.3727-0839.2 580839	L= 2.115
2.0 HDi	81	04/07→07/08			Türenanzahl: 5 / 3; Scheibenbremse; 	2	24.3727-0832.2 580832	L= 2.035
					Türenanzahl: 4; Scheibenbremse; 	2	24.3727-0839.2 580839	L= 2.115
CITROËN - C4 I Kasten/Schrägheck (LR_) 02/05→12/10								
 Seilzug, Feststellbremse								
2.0 HDi	100	02/05→12/10			Scheibenbremse; 	2	24.3727-0832.2 580832	L= 2.035
CITROËN - C4 I Stufenheck 07/06→								
 Seilzug, Feststellbremse								
1.6 1.6 16V 1.6 HDi	81 80 80 - 85	03/11→ 07/06→07/11 07/06→08/13			Scheibenbremse; 	2	24.3727-0839.2 580839	L= 2.115
2.0 16V	103	07/06→07/11						
1.6 HDi	80 - 84	04/10→11/12			Türenanzahl: 3 / 5; 	2	24.3727-0832.2 580832	L= 2.035
					Türenanzahl: 4; 	2	24.3727-0839.2 580839	L= 2.115
CITROËN - C4 AIRCROSS 08/10→								
 Bremsbackensatz, Feststellbremse								
1.6 1.6 HDi 115 1.6 HDi 115 AWC 1.8 HDi 150 1.8 HDi 150 AWC 2.0 2.0 AWC	86 84 84 110 110 110 110	04/12→ 04/12→ 05/12→ 04/12→ 04/12→ 04/12→ 04/12→					03.0137-3023.2 653023	Ø 170 x 32 - HEB
Zubehörsatz, Feststellbremsbacken								
1.6 1.6 HDi 115 1.6 HDi 115 AWC 1.8 HDi 150 1.8 HDi 150 AWC 2.0 2.0 AWC	86 84 84 110 110 110 110	04/12→ 04/12→ 05/12→ 04/12→ 04/12→ 04/12→ 04/12→					03.0137-9307.2 669307	
 Seilzug, Feststellbremse								
1.6 1.6 HDi 115 1.8 HDi 150 2.0	86 84 110 110	04/12→ 04/12→ 04/12→ 04/12→			→Orga 13114; 		24.3727-0359.2 580359	L= 1.645
					→Orga 13114; 		24.3727-0360.2 580360	L= 1.627
1.6 HDi 115 AWC 1.8 HDi 150 AWC 2.0 AWC	84 110 110	05/12→ 04/12→ 04/12→			→Orga 13114; 		24.3727-0359.2 580359	L= 1.645
CITROËN - C4 CACTUS 09/14→								
 Radbremszylinder								
1.2 PureTech 130 1.2 THP 110 1.2 VTi 75 / PureTech 75 1.2 VTi 82 1.6 BlueHDi 100 1.6 HDi 90	96 81 55 60 73 68	11/17→ 09/14→ 09/14→ 09/14→ 09/14→ 09/14→			→Orga 15119; nicht für Facelift	2	24.3220-1741.3 020548	ALU
					Orga 15050→; für Facelift	2	24.3220-1743.3 020556	ALU
1.5 BlueHDi 100 1.5 BlueHDi 120	73 - 75 88	06/18→ 09/18→				2	24.3220-1743.3 020556	ALU
Zubehörsatz, Bremsbacken								
1.2 PureTech 130 1.2 THP 110 1.2 VTi 75 / PureTech 75 1.2 VTi 82 1.5 BlueHDi 100 1.5 BlueHDi 120 1.6 BlueHDi 100 1.6 HDi 90	96 81 55 60 73 - 75 88 73 68	11/17→ 09/14→ 09/14→ 09/14→ 06/18→ 09/18→ 09/14→ 09/14→					03.0137-9281.2 669281	















	kw			 	! #		
CITROËN - C4 CACTUS 09/14→							
 Bremsbackensatz							
1.2 PureTech 130	96	11/17→	➔			03.0137-0504.2 650504	BOS Ø 203 x 39 + HEB
1.2 THP 110	81	09/14→	➔	→Orga 15119; nicht für Facelift		03.0520-9620.3 699620	Ø 203 x 39 + RZ / + Zub TopKit
1.2 VTi 75 / PureTech 75	55	09/14→	➔				
1.2 VTi 82	60	09/14→	➔	Orga 15050→; für Facelift		03.0520-9720.3 699720	BOS Ø 203 x 39 + RZ / + Zub TopKit
1.6 BlueHDi 100	73	09/14→					
1.6 HDi 90	68	09/14→					
1.5 BlueHDi 100	73 - 75	06/18→	➔			03.0137-0504.2 650504	BOS Ø 203 x 39 + HEB
1.5 BlueHDi 120	88	09/18→				03.0520-9720.3 699720	BOS Ø 203 x 39 + RZ / + Zub TopKit
 Seilzug, Feststellbremse							
1.2 PureTech 130	96	11/17→		Scheibenbremse; →Orga 15119; nicht für Facelift; ⚠	2	24.3727-0355.2 580355	L= 1.943
1.2 THP 110	81	09/14→					
1.2 VTi 75 / PureTech 75	55	09/14→					
1.2 VTi 82	60	09/14→		Trommelbremse; →Orga 15119; nicht für Facelift; ⚠	2	24.3727-0356.2 580356	L= 1.846
1.6 BlueHDi 100	73	09/14→					
1.6 HDi 90	68	09/14→					
CITROËN - C4 CACTUS Van (0B_, 0P_) 09/14→							
 Radbremszylinder							
BlueHDi 100	73	05/19→	➔		2	24.3220-1743.3 020556	ALU
BlueHDi 100	73	05/19→	➔	→Orga 15119; nicht für Facelift	2	24.3220-1741.3 020548	ALU
PureTech 110	81	05/19→	➔				
PureTech 130	96	05/19→	➔	Orga 15050→; für Facelift	2	24.3220-1743.3 020556	ALU
PureTech 82	60	05/19→					
Zubehörsatz, Bremsbacken							
BlueHDi 100	73	05/19→	➔			03.0137-9281.2 669281	
PureTech 110	81	05/19→					
PureTech 130	96	05/19→					
PureTech 82	60	05/19→					
 Bremsbackensatz							
BlueHDi 100	73	05/19→	➔			03.0137-0504.2 650504	BOS Ø 203 x 39 + HEB
						03.0520-9720.3 699720	BOS Ø 203 x 39 + RZ / + Zub TopKit
BlueHDi 100	73	05/19→	➔			03.0137-0504.2 650504	BOS Ø 203 x 39 + HEB
PureTech 110	81	05/19→	➔	→Orga 15119; nicht für Facelift		03.0520-9620.3 699620	Ø 203 x 39 + RZ / + Zub TopKit
PureTech 130	96	05/19→	➔				
PureTech 82	60	05/19→	➔	Orga 15050→; für Facelift		03.0520-9720.3 699720	BOS Ø 203 x 39 + RZ / + Zub TopKit
 Seilzug, Feststellbremse							
BlueHDi 100	73	05/19→		Scheibenbremse; →Orga 15119; nicht für Facelift; ⚠	2	24.3727-0355.2 580355	L= 1.943
PureTech 110	81	05/19→					
PureTech 130	96	05/19→					
PureTech 82	60	05/19→		Trommelbremse; →Orga 15119; nicht für Facelift; ⚠	2	24.3727-0356.2 580356	L= 1.846
CITROËN - C4 Coupe (LA_) 11/04→12/13							
 Seilzug, Feststellbremse							
1.4 16V	65	11/04→07/11		→ 07/10; Scheibenbremse; ⚠	2	24.3727-0832.2 580832	L= 2.035
1.6 16V	80	11/04→07/11					
1.6 HDi	66 - 80	11/04→07/11					
1.6 THP	103	06/08→07/11					
1.6 THP 150	110	07/08→07/11					
1.6 VTi 120	88	07/08→07/11					
2.0 16V	130	11/04→12/10					
2.0 HDi	100 - 103	11/04→07/11					
2.0 16V	100	11/04→07/07		Scheibenbremse; ⚠	2	24.3727-0832.2 580832	L= 2.035
2.0 VTR	103	10/06→12/07					
CITROËN - C5 I (DC_) 03/01→03/05							
 Seilzug, Feststellbremse							
1.8 16V	85	03/01→08/04		Scheibenbremse; ⚠	2	24.3727-0335.2 580335	L= 1.840
2.0 16V	100	03/01→08/04					
2.0 16V HPi	103	03/01→08/04					
2.0 HDi	66 - 80	03/01→08/04					
2.2 HDi	98	03/01→08/04					
3.0 Carlsson HP	173	08/01→08/04					
3.0 V6	152 - 157	03/01→08/04					














	kw					! #		
CITROËN - C5 I Break (DE_) 06/01→09/04								
 Seilzug, Feststellbremse								
1.8 16V 2.0 16V 2.0 16V HPi 2.0 HDi 2.2 HDi 3.0 Carlsson 3.0 V6	85 100 103 66 - 80 98 173 152	06/01→08/04 06/01→08/04 06/01→08/04 06/01→08/04 06/01→08/04 09/03→08/04 06/01→08/04		Scheibenbremse; 		2	24.3727-0335.2 580335	L= 1.840
CITROËN - C5 II (RC_) 08/04→09/08								
 Seilzug, Feststellbremse								
1.6 HDi 1.8 16V 2.0 16V 2.0 HDi 2.2 HDi 3.0 Carlsson HP 3.0 V6	80 85 - 92 105 100 120 173 155	09/04→01/08 09/04→01/08 03/05→11/07 09/04→01/08 05/06→01/08 09/04→01/08 10/04→04/07		Scheibenbremse; 		2	24.3727-0335.2 580335	L= 1.840
2.0 16V 2.2 HDi 3.0 V6	103 98 - 125 152	09/04→08/08 09/04→08/08 09/04→09/08	→ 01/08; Scheibenbremse; 			2	24.3727-0335.2 580335	L= 1.840
CITROËN - C5 II Break (RE_) 09/04→								
 Seilzug, Feststellbremse								
1.6 HDi 1.8 16V 2.2 HDi 3.0 3.0 V6	80 85 - 92 120 173 152 - 155	09/04→01/08 09/04→01/08 05/06→01/08 09/04→01/08 09/04→01/08		Scheibenbremse; 		2	24.3727-0335.2 580335	L= 1.840
2.0 16V 2.0 HDi 2.2 HDi	103 100 98 - 125	09/04→ 09/04→ 09/04→	→ 01/08; Scheibenbremse; 			2	24.3727-0335.2 580335	L= 1.840
CITROËN - C5 Kasten/Kombi (DE_, RE_) 06/02→01/08								
 Seilzug, Feststellbremse								
1.6 HDi 1.8 2.0 2.0 HDi 2.2 HDi	80 85 103 66 - 100 98	09/04→01/08 09/04→08/05 11/04→01/08 06/02→01/08 06/02→08/04		Scheibenbremse; 		2	24.3727-0335.2 580335	L= 1.840
CITROËN - C8 (EA_, EB_) 06/02→								
 Seilzug, Feststellbremse								
2.0 2.2 HDi	100 125	07/02→ 06/06→12/12		→Orga 10284; für Linkslenker; Scheibenbremse; 			24.3727-0847.2 580847	L= 1.068
				→Orga 10284; für Rechtslenker; Scheibenbremse; 			24.3727-0847.2 580847	L= 1.068
				→Orga 10284; für Linkslenker; Scheibenbremse; 			24.3727-0848.2 580848	L= 2.360
				→Orga 10284; für Rechtslenker; Scheibenbremse; 			24.3727-0848.2 580848	L= 2.360
				Orga 10285→; für Linkslenker; →Orga 11043; Scheibenbremse; 			24.3727-0849.2 580849	L= 2.308
				Orga 10285→; für Rechtslenker; Scheibenbremse; 			24.3727-0849.2 580849	L= 2.308
				Orga 10285→; für Linkslenker; →Orga 11043; Scheibenbremse; 			24.3727-0850.2 580850	L= 1.041
				Orga 10285→; für Rechtslenker; Scheibenbremse; 			24.3727-0850.2 580850	L= 1.041
2.0 16V 2.0 HDi	103 79 - 81	09/05→ 07/02→		→Orga 10284; für Linkslenker; Scheibenbremse; 			24.3727-0847.2 580847	L= 1.068
2.0 HDi 135 2.0 HDi 165 2.2 2.2 HDi	100 120 116 94 - 120	03/06→ 03/06→ 07/02→ 07/02→		→Orga 10284; für Rechtslenker; Scheibenbremse; 			24.3727-0847.2 580847	L= 1.068
				→Orga 10284; für Linkslenker; Scheibenbremse; 			24.3727-0848.2 580848	L= 2.360
3.0 V6 →	150	07/02→		→Orga 10284; für Rechtslenker; Scheibenbremse; 			24.3727-0848.2 580848	L= 2.360



























	kw					! #		
CITROËN - C8 (EA_, EB_) 06/02→								
 Seilzug, Feststellbremse								
2.0 16V	103	09/05→			Orga 10285→; für Linkslenker; →Orga 11043; Scheibenbremse; <input type="checkbox"/>		24.3727-0849.2 580849	L= 2.308
2.0 HDi	79 - 81	07/02→						
2.0 HDi 135	100	03/06→			Orga 10285→; für Rechtslenker; →07/14; Scheibenbremse; <input type="checkbox"/>		24.3727-0849.2 580849	L= 2.308
2.0 HDi 165	120	03/06→						
2.2	116	07/02→			Orga 10285→; für Linkslenker; →Orga 11043; Scheibenbremse; <input type="checkbox"/>		24.3727-0850.2 580850	L= 1.041
2.2 HDi	94 - 120	07/02→						
3.0 V6	150	07/02→			Orga 10285→; für Rechtslenker; →07/14; Scheibenbremse; <input type="checkbox"/>		24.3727-0850.2 580850	L= 1.041
2.0 HDi	88	07/06→			02/07→; für Linkslenker; →Orga 10284; Scheibenbremse; <input type="checkbox"/>		24.3727-0847.2 580847	L= 1.068
					02/07→; für Linkslenker; →Orga 10284; Scheibenbremse; <input type="checkbox"/>		24.3727-0848.2 580848	L= 2.360
					Orga 10285→; für Linkslenker; →Orga 11043; Scheibenbremse; <input type="checkbox"/>		24.3727-0849.2 580849	L= 2.308
					Orga 10285→; für Rechtslenker; →07/14; Scheibenbremse; <input type="checkbox"/>		24.3727-0849.2 580849	L= 2.308
					Orga 10285→; für Linkslenker; →Orga 11043; Scheibenbremse; <input type="checkbox"/>		24.3727-0850.2 580850	L= 1.041
					Orga 10285→; für Rechtslenker; →07/14; Scheibenbremse; <input type="checkbox"/>		24.3727-0850.2 580850	L= 1.041
CITROËN - C8 Van (EA_, EB_) 06/02→								
 Seilzug, Feststellbremse								
2.0	100 - 103	11/03→12/11			→Orga 10284; für Linkslenker; Scheibenbremse; <input type="checkbox"/>		24.3727-0847.2 580847	L= 1.068
2.2	116	11/03→08/07						
3.0	150	11/03→10/07			→Orga 10284; für Rechtslenker; Scheibenbremse; <input type="checkbox"/>		24.3727-0847.2 580847	L= 1.068
HDi	94	11/03→07/06						
HDi 110	81	11/03→12/09			→Orga 10284; für Linkslenker; Scheibenbremse; <input type="checkbox"/>		24.3727-0848.2 580848	L= 2.360
					→Orga 10284; für Rechtslenker; Scheibenbremse; <input type="checkbox"/>		24.3727-0848.2 580848	L= 2.360
					Orga 10285→; für Linkslenker; →Orga 11043; Scheibenbremse; <input type="checkbox"/>		24.3727-0849.2 580849	L= 2.308
					Orga 10285→; für Rechtslenker; Scheibenbremse; <input type="checkbox"/>		24.3727-0849.2 580849	L= 2.308
					Orga 10285→; für Linkslenker; →Orga 11043; Scheibenbremse; <input type="checkbox"/>		24.3727-0850.2 580850	L= 1.041
					Orga 10285→; für Rechtslenker; Scheibenbremse; <input type="checkbox"/>		24.3727-0850.2 580850	L= 1.041
CITROËN - C15 Kasten/Großraumlimousine (VD_) 10/84→10/06								
 Radbremszylinder								
1.0	33	10/84→12/97	➔				24.3222-1118.3 020315	BDX GG
1.8 D	44	07/86→12/00						
1.9 D	44 - 51	01/00→12/05						
Zubehörsatz, Bremsbacken								
1.0	33	10/84→12/97	➔				03.0137-9188.2 669188	BDX
1.8 D	44	07/86→12/00						
1.9 D	44 - 51	01/00→12/05	➔	→ 03/01			03.0137-9188.2 669188	BDX
 Bremstrommel								
1.0	33	10/84→12/97	➔	Orga 04196→			24.0222-8017.1 480071	Ø 274 x 50,8 / 230
1.8 D	44	07/86→12/00	➔				24.0222-8017.1 480071	Ø 274 x 50,8 / 230
1.9 D	44 - 51	01/00→12/05						
 Bremsbackensatz								
1.0	33	10/84→12/97	➔				03.0137-0285.2 650285	BDX Ø 229 x 42
1.8 D	44	07/86→12/00					03.0520-2022.3 692022	BDX Ø 229 x 42 + RZ / + Zub TopKit
1.9 D	44 - 51	01/00→12/05	➔	→ 03/01			03.0137-0285.2 650285	BDX Ø 229 x 42
			➔				03.0520-2022.3 692022	BDX Ø 229 x 42 + RZ / + Zub TopKit
 Seilzug, Feststellbremse								
1.0	33	10/84→12/97			Trommelbremse; <input type="checkbox"/>	2	24.3727-0324.2 580324	L= 1.715
1.8 D	44	07/86→12/00						
1.9 D	44 - 51	01/00→12/05						

	kw			 	! #		
CITROËN - C15 Kombi 04/87→08/00							
 Radbremszylinder							
1.8 D	44	04/87→08/00	➔		2	24.3222-1118.3 020315	BDX GG
Zubehörsatz, Bremsbacken							
1.8 D	44	04/87→08/00	➔			03.0137-9188.2 669188	BDX
 Bremstrommel							
1.8 D	44	04/87→08/00	➔			24.0222-8017.1 480071	Ø 274 x 50,8 / 230
 Bremsbackensatz							
1.8 D	44	04/87→08/00	➔			03.0137-0285.2 650285 03.0520-2022.3 692022	BDX Ø 229 x 42 BDX Ø 229 x 42 + RZ / + Zub TopKit
 Seilzug, Feststellbremse							
1.8 D	44	04/87→08/00		Trommelbremse; ↓	2	24.3727-0324.2 580324	L= 1.715
CITROËN - C15 Pritsche/Fahrgestell (VDPD) 11/92→10/02							
 Radbremszylinder							
1.8 D	44	11/92→05/00	➔			24.3222-1118.3 020315	BDX GG
1.9 D	51	09/00→10/02					
Zubehörsatz, Bremsbacken							
1.8 D	44	11/92→05/00	➔			03.0137-9188.2 669188	BDX
1.9 D	51	09/00→10/02	➔	→ 03/01		03.0137-9188.2 669188	BDX
 Bremstrommel							
1.8 D	44	11/92→05/00	➔			24.0222-8017.1 480071	Ø 274 x 50,8 / 230
1.9 D	51	09/00→10/02					
 Bremsbackensatz							
1.8 D	44	11/92→05/00	➔			03.0137-0285.2 650285 03.0520-2022.3 692022	BDX Ø 229 x 42 BDX Ø 229 x 42 + RZ / + Zub TopKit
1.9 D	51	09/00→10/02	➔	→ 03/01		03.0137-0285.2 650285 03.0520-2022.3 692022	BDX Ø 229 x 42 BDX Ø 229 x 42 + RZ / + Zub TopKit
 Seilzug, Feststellbremse							
1.8 D	44	11/92→05/00		Trommelbremse; ↓	2	24.3727-0324.2 580324	L= 1.715
1.9 D	51	09/00→10/02					
CITROËN - C-CROSSER (VU_, VV_) 02/07→12/12							
 Bremsbackensatz, Feststellbremse							
2.0	108	11/10→12/12	➔			03.0137-3023.2 653023	Ø 170 x 32 - HEB
2.0 All-wheel Drive	108	11/10→12/12					
2.2 HDi	115	02/07→12/12	➔			03.0137-3015.2 653015	Ø 190 x 32 - HEB
2.4 16V	125	08/08→12/12					
Zubehörsatz, Feststellbremsbacken							
2.0	108	11/10→12/12	➔			03.0137-9307.2 669307	
2.0 All-wheel Drive	108	11/10→12/12					
2.2 HDi	115	02/07→12/12					
2.4 16V	125	08/08→12/12					
 Seilzug, Feststellbremse							
2.0	108	11/10→12/12		<input type="checkbox"/>		24.3727-0359.2 580359	L= 1.645
2.0 All-wheel Drive	108	11/10→12/12		<input type="checkbox"/>		24.3727-0360.2 580360	L= 1.627
CITROËN - C-CROSSER ENTERPRISE (VU_, VV_) 01/09→							
 Bremsbackensatz, Feststellbremse							
2.2 HDi	115	01/09→	➔	→ 01/13		03.0137-3015.2 653015	Ø 190 x 32 - HEB
2.4 16V	125	01/09→					
Zubehörsatz, Feststellbremsbacken							
2.2 HDi	115	01/09→	➔	→ 01/13		03.0137-9307.2 669307	
2.4 16V	125	01/09→					


	kw					! #		
CITROËN - C-CROSSER Van (VU_) 02/07→12/12								
 Bremsbackensatz, Feststellbremse								
2.2 HDi	115	06/07→12/12	➔				03.0137-3015.2 653015	Ø 190 x 32 - HEB
Zubehörsatz, Feststellbremsbacken								
2.2 HDi	115	06/07→12/12	➔				03.0137-9307.2 669307	
CITROËN - C-ELYSEE (DD_) 11/12→								
 Radbremszylinder								
1.2 PureTech 82 1.5 BlueHDi 100	61 75	02/18→ 05/18→	➔	Bremstrommeldurchmesser innen [Zoll]: 9	2	24.3220-1732.3 020514		BOS ALU
			➔	Bremstrommeldurchmesser innen [Zoll]: 8	2	24.3220-1743.3 020556		ALU
1.2 VTi 72 1.2 VTi 82 1.6 BlueHDi 100	53 60 73	11/12→01/17 12/14→ 11/14→	➔	→Orga 14692; - ABS; 		24.3220-1617.3 020244		BDX GG
1.6 HDi 92 1.6 VTi 115	68 85	11/12→ 11/12→	➔	→Orga 14692; - ABS; 		24.3220-1618.3 020245		BDX GG
			➔	Bremstrommeldurchmesser innen [Zoll]: 9	2	24.3220-1732.3 020514		BOS ALU
			➔	Orga 14693→; Bremstrommeldurchmesser innen [Zoll]: 8	2	24.3220-1743.3 020556		ALU
			➔	→Orga 14692; + ABS	2	24.3220-1743.3 020556		ALU
Zubehörsatz, Bremsbacken								
1.2 PureTech 82 1.2 VTi 72 1.2 VTi 82 1.5 BlueHDi 100 1.6 BlueHDi 100 1.6 HDi 92 1.6 VTi 115	61 53 60 75 73 68 85	02/18→ 11/12→01/17 12/14→ 05/18→ 11/14→ 11/12→ 11/12→	➔	Bremstrommeldurchmesser innen [Zoll]: 9		03.0137-9228.2 669228		BDX
			➔	Bremstrommeldurchmesser innen [Zoll]: 8		03.0137-9281.2 669281		
 Bremstrommel								
1.2 PureTech 82 1.2 VTi 72 1.2 VTi 82 1.5 BlueHDi 100 1.6 BlueHDi 100 1.6 HDi 92 1.6 VTi 115	61 53 60 75 73 68 85	02/18→ 11/12→01/17 12/14→ 05/18→ 11/14→ 11/12→ 11/12→	➔	Bremstrommeldurchmesser innen [Zoll]: 9		24.0222-9701.2 480219		Ø 273 x 51 / 230,1 + RLG / + ABS Ring
 Bremsbackensatz								
1.2 PureTech 82 1.5 BlueHDi 100	61 75	02/18→ 05/18→	➔	Bremstrommeldurchmesser innen [Zoll]: 8		03.0137-0504.2 650504 03.0520-9720.3 699720		BOS Ø 203 x 39 + HEB BOS Ø 203 x 39 + RZ / + Zub TopKit
			➔	Bremstrommeldurchmesser innen [Zoll]: 9		03.0137-0542.2 650542		Ø 228 x 42 + HEB
1.2 VTi 72 1.2 VTi 82 1.6 BlueHDi 100	53 60 73	11/12→01/17 12/14→ 11/14→	➔	Orga 14693→; Bremstrommeldurchmesser innen [Zoll]: 8		03.0137-0504.2 650504		BOS Ø 203 x 39 + HEB
1.6 HDi 92 1.6 VTi 115	68 85	11/12→ 11/12→	➔	→Orga 14692; + ABS		03.0137-0504.2 650504		BOS Ø 203 x 39 + HEB
			➔	Bremstrommeldurchmesser innen [Zoll]: 9		03.0137-0542.2 650542		Ø 228 x 42 + HEB
			➔	+ ABS; Bremstrommeldurchmesser innen [Zoll]: 8		03.0520-9720.3 699720		BOS Ø 203 x 39 + RZ / + Zub TopKit
CITROËN - C-ZERO 10/10→								
 Radbremszylinder								
C-Zero	35 - 49	10/10→	➔				24.3219-1753.3 020506	GG
 Bremsbackensatz								
C-Zero	35 - 49	10/10→	➔				03.0137-0525.2 650525	Ø 203 x 32 - HEB
Zubehörsatz, Feststellbremsbacken								
C-Zero	35 - 49	10/10→	➔				03.0137-9352.2 669352	
CITROËN - DS3 (SA_) 11/09→12/16								
 Radbremszylinder								
1.2 THP 110 1.6 BlueHDi 75 1.6 HDi 90	81 55 68	10/14→03/15 03/15→07/15 11/09→07/15	➔	Bremstrommeldurchmesser innen [Zoll]: 9	2	24.3220-1732.3 020514		BOS ALU
			➔	Bremstrommeldurchmesser innen [Zoll]: 8	2	24.3220-1741.3 020548		ALU
→								

	kw			 	! #		
CITROËN - DS3 (SA_) 11/09→12/16							
 Radbremszylinder							
1.2 VTi 82 1.4 HDi 70 1.6 BlueHDi 100	60 50 73	01/13→03/15 04/10→07/15 07/14→07/15	➔	Bremstrommeldurchmesser innen [Zoll]: 8	2	24.3220-1741.3 020548	ALU
1.4 VTi 95 1.4 VTi 95 LPG 1.4 VTi 98	70 70 72	04/10→07/15 08/12→07/15 11/09→07/15	➔	Bremstrommeldurchmesser innen [Zoll]: 9	2	24.3220-1732.3 020514	BOS ALU
Zubehörsatz, Bremsbacken							
1.2 THP 110 1.6 BlueHDi 75	81 55	10/14→03/15 03/15→07/15	➔			03.0137-9228.2 669228 03.0137-9281.2 669281	BDX
1.2 VTi 82 1.4 HDi 70 1.6 BlueHDi 100	60 50 73	01/13→03/15 04/10→07/15 07/14→07/15	➔			03.0137-9281.2 669281	
1.4 VTi 95 1.4 VTi 95 LPG	70 70	04/10→07/15 08/12→07/15	➔			03.0137-9228.2 669228	BDX
1.4 VTi 98	72	11/09→07/15	➔	04/10→		03.0137-9228.2 669228	BDX
1.6 HDi 90	68	11/09→07/15	➔	Bremstrommeldurchmesser innen [Zoll]: 9		03.0137-9228.2 669228	BDX
			➔	Bremstrommeldurchmesser innen [Zoll]: 8		03.0137-9281.2 669281	
 Bremstrommel							
1.2 THP 110 1.4 VTi 95 1.4 VTi 95 LPG 1.6 BlueHDi 75 1.6 HDi 90	81 70 70 55 68	10/14→03/15 04/10→07/15 08/12→07/15 03/15→07/15 11/09→07/15	➔			24.0222-9701.2 480219	Ø 273 x 51 / 230,1 + RLG / + ABS Ring
1.4 VTi 98	72	11/09→07/15	➔	04/10→		24.0222-9701.2 480219	Ø 273 x 51 / 230,1 + RLG / + ABS Ring
 Bremsbackensatz							
1.2 THP 110 1.6 BlueHDi 75	81 55	10/14→03/15 03/15→07/15	➔			03.0137-0491.2 650491 03.0137-0504.2 650504 03.0520-9420.3 699420 03.0520-9620.3 699620	Ø 228 x 42 + HEB BOS Ø 203 x 39 + HEB BOS Ø 228 x 42 + RZ / + Zub TopKit Ø 203 x 39 + RZ / + Zub TopKit
1.2 VTi 82 1.4 HDi 70 1.6 BlueHDi 100	60 50 73	01/13→03/15 04/10→07/15 07/14→07/15	➔			03.0137-0504.2 650504 03.0520-9620.3 699620	BOS Ø 203 x 39 + HEB Ø 203 x 39 + RZ / + Zub TopKit
1.4 VTi 95 1.4 VTi 95 LPG	70 70	04/10→07/15 08/12→07/15	➔			03.0137-0491.2 650491 03.0520-9420.3 699420	Ø 228 x 42 + HEB BOS Ø 228 x 42 + RZ / + Zub TopKit
1.4 VTi 98	72	11/09→07/15	➔	04/10→		03.0137-0491.2 650491 03.0520-9420.3 699420	Ø 228 x 42 + HEB BOS Ø 228 x 42 + RZ / + Zub TopKit
1.6 HDi 90	68	11/09→07/15	➔	Bremstrommeldurchmesser innen [Zoll]: 9		03.0137-0491.2 650491 03.0520-9420.3 699420	Ø 228 x 42 + HEB BOS Ø 228 x 42 + RZ / + Zub TopKit
			➔	Bremstrommeldurchmesser innen [Zoll]: 8		03.0137-0504.2 650504 03.0520-9620.3 699620	BOS Ø 203 x 39 + HEB Ø 203 x 39 + RZ / + Zub TopKit
 Seilzug, Feststellbremse							
1.2 THP 110 1.2 VTi 82 1.4 HDi 70 1.6 BlueHDi 100 1.6 BlueHDi 75 1.6 HDi 90	81 60 50 73 55 68	10/14→03/15 01/13→03/15 04/10→07/15 07/14→07/15 03/15→07/15 11/09→07/15		Trommelbremse; 	2	24.3727-0357.2 580357	L= 1.703
				Trommelbremse; Bremstrommeldurchmesser innen [Zoll]: 8; 	2	24.3727-0357.2 580357	L= 1.703
CITROËN - DS3 Cabriolet 01/13→07/15							
 Radbremszylinder							
1.2 VTi 82 1.6 BlueHDi 100	60 73 - 75	01/13→07/15 07/14→07/15	➔	Bremstrommeldurchmesser innen [Zoll]: 8	2	24.3220-1741.3 020548	ALU
1.6 BlueHDi 115 1.6 HDi 90	85 68	10/13→07/15 01/13→07/15	➔	Bremstrommeldurchmesser innen [Zoll]: 9	2	24.3220-1732.3 020514	BOS ALU
			➔	Bremstrommeldurchmesser innen [Zoll]: 8	2	24.3220-1741.3 020548	ALU
Zubehörsatz, Bremsbacken							
1.2 VTi 82	60	01/13→07/15	➔	03/13→		03.0137-9281.2 669281	
➔							

	kw			 	! #		
CITROËN - DS3 Cabriolet 01/13→07/15							
Zubehörsatz, Bremsbacken							
1.6 BlueHDi 100	73 - 75	07/14→07/15	➔			03.0137-9281.2 669281	
1.6 BlueHDi 115	85	10/13→07/15	➔			03.0137-9228.2 669228 03.0137-9281.2 669281	BDX
1.6 HDi 90	68	01/13→07/15	➔	Bremstrommeldurchmesser innen [Zoll]: 9		03.0137-9228.2 669228	BDX
				Bremstrommeldurchmesser innen [Zoll]: 8		03.0137-9281.2 669281	
 Bremstrommel							
1.6 BlueHDi 115 1.6 HDi 90	85 68	10/13→07/15 01/13→07/15	➔			24.0222-9701.2 480219	Ø 273 x 51 / 230,1 + RLG / + ABS Ring
 Bremsbackensatz							
1.2 VTi 82	60	01/13→07/15	➔	Bremstrommeldurchmesser innen [Zoll]: 8		03.0137-0504.2 650504	BOS Ø 203 x 39 + HEB
				03/13→		03.0520-9620.3 699620	Ø 203 x 39 + RZ / + Zub TopKit
1.6 BlueHDi 100	73 - 75	07/14→07/15	➔			03.0137-0504.2 650504 03.0520-9620.3 699620	BOS Ø 203 x 39 + HEB Ø 203 x 39 + RZ / + Zub TopKit
1.6 BlueHDi 115	85	10/13→07/15	➔			03.0137-0491.2 650491	Ø 228 x 42 + HEB
						03.0137-0504.2 650504	BOS Ø 203 x 39 + HEB
						03.0520-9420.3 699420	BOS Ø 228 x 42 + RZ / + Zub TopKit
						03.0520-9620.3 699620	Ø 203 x 39 + RZ / + Zub TopKit
1.6 HDi 90	68	01/13→07/15	➔	Bremstrommeldurchmesser innen [Zoll]: 9		03.0137-0491.2 650491	Ø 228 x 42 + HEB
				03/13→		03.0520-9420.3 699420	BOS Ø 228 x 42 + RZ / + Zub TopKit
				Bremstrommeldurchmesser innen [Zoll]: 8		03.0520-9620.3 699620	Ø 203 x 39 + RZ / + Zub TopKit
 Seilzug, Feststellbremse							
1.2 VTi 82 1.6 BlueHDi 100	60 73 - 75	01/13→07/15 07/14→07/15		Trommelbremse; ⚡	2	24.3727-0357.2 580357	L= 1.703
1.6 BlueHDi 115 1.6 HDi 90	85 68	10/13→07/15 01/13→07/15		Trommelbremse; Bremstrommeldurchmesser innen [Zoll]: 8; ⚡	2	24.3727-0357.2 580357	L= 1.703
CITROËN - EVASION Großraumlimousine (22, U6) 03/94→07/02							
 Radbremszylinder							
1.8 1.9 TD 2.0 2.0 HDI 2.0 HDI 16V	73 68 89 80 - 81 80	05/97→07/02 10/95→12/98 06/94→07/02 08/99→07/02 09/99→07/02	➔	- ABS	2	24.3219-1704.3 020374	GG
1.9 TD	66	11/94→07/02	➔	02/95→; - ABS	2	24.3219-1704.3 020374	GG
Zubehörsatz, Bremsbacken							
1.8	73	05/97→07/02	➔			03.0137-9208.2 669208	
1.9 TD	66	11/94→07/02	➔	02/95→; - ABS		03.0137-9208.2 669208	
1.9 TD 2.0 2.0 HDI 2.0 HDI 16V	68 89 80 - 81 80	10/95→12/98 06/94→07/02 08/99→07/02 09/99→07/02	➔	- ABS		03.0137-9208.2 669208	
 Bremstrommel							
1.8	73	05/97→07/02	➔			24.0225-5003.1 480066	Ø 298 x 67 / 256
1.9 TD	66	11/94→07/02	➔	02/95→; - ABS		24.0225-5003.1 480066	Ø 298 x 67 / 256
1.9 TD 2.0 2.0 HDI 2.0 HDI 16V	68 89 80 - 81 80	10/95→12/98 06/94→07/02 08/99→07/02 09/99→07/02	➔	- ABS		24.0225-5003.1 480066	Ø 298 x 67 / 256
 Bremsbackensatz							
1.8 ➔	73	05/97→07/02	➔			03.0137-0314.2 650314	Ø 255 x 61

	kw					! #		
CITROËN - EVASION Großraumlimousine (22, U6) 03/94→07/02								
 Bremsbackensatz								
1.8	73	05/97→07/02	➡	- ABS			03.0520-2619.3 692619 03.0525-0029.3 EQ0029	BDX Ø 255 x 61 + RZ / + Zub TopKit BDX Ø 255 x 61 - RZ / + Zub Easy Quick
1.9 TD	66	11/94→07/02	➡	02/95→; - ABS			03.0137-0314.2 650314 03.0520-2619.3 692619 03.0525-0029.3 EQ0029	Ø 255 x 61 BDX Ø 255 x 61 + RZ / + Zub TopKit BDX Ø 255 x 61 - RZ / + Zub Easy Quick
1.9 TD 2.0 2.0 HDI 2.0 HDI 16V	68 89 80 - 81 80	10/95→12/98 06/94→07/02 08/99→07/02 09/99→07/02	➡	- ABS			03.0137-0314.2 650314 03.0520-2619.3 692619 03.0525-0029.3 EQ0029	Ø 255 x 61 BDX Ø 255 x 61 + RZ / + Zub TopKit BDX Ø 255 x 61 - RZ / + Zub Easy Quick
 Bremsbackensatz, Feststellbremse								
1.8 2.0 2.0 16V 2.0 HDI 2.0 HDI 16V 2.0 Turbo C.T. 2.1 TD	73 89 100 80 - 81 80 108 80	05/97→07/02 06/94→07/02 05/00→07/02 08/99→07/02 09/99→07/02 06/94→07/02 05/96→07/02	➡				03.0137-4018.2 654018	Ø 180 x 30 + Zub
1.9 TD	66	11/94→07/02	➡	02/95→			03.0137-4018.2 654018	Ø 180 x 30 + Zub
2.0 16V	97	05/98→04/00	➡	12/98→			03.0137-4018.2 654018	Ø 180 x 30 + Zub
Zubehörsatz, Feststellbremsbacken								
1.8 2.0 2.0 16V 2.0 HDI 2.0 HDI 16V 2.0 Turbo C.T. 2.1 TD	73 89 100 80 - 81 108 80	05/97→07/02 06/94→07/02 05/00→07/02 08/99→07/02 09/99→07/02 06/94→07/02 05/96→07/02	➡				03.0137-9700.2 669700 03.0137-9702.2 669702 03.0137-9249.2 669249	
1.9 TD	66	11/94→07/02	➡	02/95→			03.0137-9700.2 669700 03.0137-9702.2 669702	
2.0 16V	97	05/98→04/00	➡	12/98→			03.0137-9700.2 669700 03.0137-9702.2 669702 03.0137-9249.2 669249	
 Seilzug, Feststellbremse								
1.8 1.9 TD 2.0 2.0 HDI 2.0 HDI 16V	73 68 89 80 - 81 80	05/97→07/02 10/95→12/98 06/94→07/02 08/99→07/02 09/99→07/02		für Linkslenker; Scheibenbremse; 	1	24.3727-0336.2 580336	L= 500	
1.9 TD	66	11/94→07/02		für Linkslenker; Scheibenbremse; 	1	24.3727-0529.2 580529	L= 2.205	
2.0	89	06/94→07/02		für Linkslenker; Scheibenbremse; 		24.3727-0530.2 580530	L= 1.255	
2.0 HDI	80 - 81	08/99→07/02		für Linkslenker; Trommelbremse; 		24.3727-0531.2 580531	L= 2.286	
2.0 HDI 16V	80	09/99→07/02		Trommelbremse; 		24.3727-0532.2 580532	L= 1.063	
1.9 TD	66	11/94→07/02		02/95→; für Linkslenker; Scheibenbremse; 	1	24.3727-0336.2 580336	L= 500	
				02/95→; für Linkslenker; Scheibenbremse; 		24.3727-0529.2 580529	L= 2.205	
				02/95→; für Linkslenker; Scheibenbremse; 		24.3727-0530.2 580530	L= 1.255	
				02/95→; für Linkslenker; Trommelbremse; 		24.3727-0531.2 580531	L= 2.286	
				02/95→; Trommelbremse; 		24.3727-0532.2 580532	L= 1.063	
2.0 16V	97	05/98→04/00		12/98→; für Linkslenker; Scheibenbremse; 	1	24.3727-0336.2 580336	L= 500	
				12/98→; für Linkslenker; Scheibenbremse; 		24.3727-0529.2 580529	L= 2.205	
				12/98→; für Linkslenker; Scheibenbremse; 		24.3727-0530.2 580530	L= 1.255	
2.0 16V 2.0 Turbo C.T. 2.1 TD	100 108 80	05/00→07/02 06/94→07/02 05/96→07/02		für Linkslenker; Scheibenbremse; 	1	24.3727-0336.2 580336	L= 500	
				für Linkslenker; Scheibenbremse; 		24.3727-0529.2 580529	L= 2.205	
				für Linkslenker; Scheibenbremse; 		24.3727-0530.2 580530	L= 1.255	


CITROËN - JUMPER Bus 04/06→


 **Bremsbackensatz, Feststellbremse**

2.0 BlueHDi 110	81	07/15→09/19	➔				Ø 172 x 42 + Zub
2.0 BlueHDi 130	96	07/15→09/19					
2.0 BlueHDi 160	120	07/15→09/19					
2.2 BlueHDi 120	88	08/19→					
2.2 BlueHDi 140	103	08/19→					
2.2 BlueHDi 165	121	08/19→					
2.2 HDi 100	74	04/06→					
2.2 HDi 110	81	07/11→					
2.2 HDi 120	88	04/06→					
2.2 HDi 130	96	07/11→					
2.2 HDi 150	110	07/11→					
3.0 HDi 155	115	07/10→					
3.0 HDi 160	116	09/06→					
3.0 HDi 180	130	07/11→					

Zubehörsatz, Feststellbremsbacken

2.0 BlueHDi 110	81	07/15→09/19	➔				
2.0 BlueHDi 130	96	07/15→09/19					
2.0 BlueHDi 160	120	07/15→09/19					
2.2 BlueHDi 120	88	08/19→					
2.2 BlueHDi 140	103	08/19→					
2.2 BlueHDi 165	121	08/19→					
2.2 HDi 100	74	04/06→					
2.2 HDi 110	81	07/11→					
2.2 HDi 120	88	04/06→					
2.2 HDi 130	96	07/11→					
2.2 HDi 150	110	07/11→					
3.0 HDi 155	115	07/10→					
3.0 HDi 160	116	09/06→					
3.0 HDi 180	130	07/11→					








 **Seilzug, Feststellbremse**




















2.0 BlueHDi 110	81	07/15→09/19		für verlängerten Radstand; 	1		L= 2.910
2.0 BlueHDi 130	96	07/15→09/19					
2.0 BlueHDi 160	120	07/15→09/19					
2.2 BlueHDi 120	88	08/19→					
2.2 BlueHDi 140	103	08/19→					
2.2 BlueHDi 165	121	08/19→					
2.2 HDi 100	74	04/06→					
2.2 HDi 110	81	07/11→					
2.2 HDi 120	88	04/06→					
2.2 HDi 130	96	07/11→					
2.2 HDi 150	110	07/11→					
3.0 HDi 155	115	07/10→					
3.0 HDi 160	116	09/06→					
3.0 HDi 180	130	07/11→					













CITROËN - JUMPER Bus (230P) 02/94→04/02

 **Radbremszylinder**

1.9 D	51	01/99→04/02	➔	→ 10/01; Nutzlast [kg]: 1.000			GG
			➔	11/01→ 03/02; Nutzlast [kg]: 1.000			GG
1.9 TD	66 - 68	02/94→04/02	➔	→ 10/01; Nutzlast ab [kg] 1.000 Nutzlast bis [kg] 1.400			GG
1.9 TD 4x4 2.0 4x4	68 80	08/96→04/02	➔	11/01→ 03/02; Nutzlast ab [kg] 1.000 Nutzlast bis [kg] 1.400			GG
			➔	→ 10/01; Nutzlast ab [kg] 1.000 Nutzlast bis [kg] 1.400			GG
2.0	80	02/94→04/02	➔	→ 10/01; Nutzlast ab [kg] 1.000 Nutzlast bis [kg] 1.400			GG
			➔	11/01→ 03/02; Nutzlast ab [kg] 1.000 Nutzlast bis [kg] 1.400			GG
			➔	→ 10/01; Nutzlast [kg]: 1.800			GG
2.5 D	63	08/94→04/02	➔	→ 10/01; Nutzlast [kg]: 1.400			GG
			➔	11/01→ 03/02; Nutzlast [kg]: 1.400			GG
			➔	→ 10/01; Nutzlast [kg]: 1.800			GG
2.5 TD 2.8 HDi	76 94	08/94→04/02 09/00→04/02	➔	→ 10/01; Nutzlast [kg]: 1.400			GG
			➔	11/01→ 03/02; Nutzlast [kg]: 1.400			GG
			➔	→ 10/01; Nutzlast [kg]: 1.800			GG
2.5 TDi	79	12/96→11/00	➔	Nutzlast [kg]: 1.400			GG
			➔	Nutzlast [kg]: 1.800			GG
2.8 D	64	01/99→02/02	➔	→ S 16206253; Nutzlast [kg]: 1.400			GG
			➔	S 16204256→; Nutzlast [kg]: 1.400			GG
			➔	→ S 16209999; Nutzlast [kg]: 1.800			GG

	kW			 	! #		
CITROËN - JUMPER Bus (230P) 02/94→04/02							
Zubehörsatz, Bremsbacken							
1.9 D	51	01/99→04/02	➡	→ 10/01; Nutzlast [kg]: 1.000	03.0137-9219.2	669219	TRW
			➡	11/01→ 03/02; Nutzlast [kg]: 1.000; nicht für Wohnmobile	03.0137-9285.2	669285	AP
1.9 TD 1.9 TD 4x4 2.0 4x4	66 - 68 68 80	02/94→04/02 08/96→04/02 08/96→04/02	➡	→ 10/01; Nutzlast ab [kg] 1.000 Nutzlast bis [kg] 1.400	03.0137-9219.2	669219	TRW
			➡	11/01→ 03/02; Nutzlast ab [kg] 1.000 Nutzlast bis [kg] 1.400; nicht für Wohnmobile	03.0137-9285.2	669285	AP
2.0	80	02/94→04/02	➡	→ 10/01; Nutzlast [kg]: 1.800	03.0137-9219.2	669219	TRW
			➡	→ 10/01; Nutzlast ab [kg] 1.000 Nutzlast bis [kg] 1.400	03.0137-9219.2	669219	TRW
			➡	11/01→ 03/02; Nutzlast ab [kg] 1.000 Nutzlast bis [kg] 1.400; nicht für Wohnmobile	03.0137-9285.2	669285	AP
2.5 D 2.5 TD 2.8 HDi	63 76 94	08/94→04/02 08/94→04/02 09/00→04/02	➡	→ 10/01; Nutzlast [kg]: 1.400	03.0137-9219.2	669219	TRW
			➡	→ 10/01; Nutzlast [kg]: 1.800	03.0137-9219.2	669219	TRW
			➡	11/01→ 03/02; Nutzlast [kg]: 1.400; nicht für Wohnmobile	03.0137-9285.2	669285	AP
2.5 TDi	79	12/96→11/00	➡	Nutzlast [kg]: 1.800	03.0137-9219.2	669219	TRW
			➡	Nutzlast [kg]: 1.400	03.0137-9219.2	669219	TRW
2.8 D	64	01/99→02/02	➡	→ S 16209999; Nutzlast [kg]: 1.800	03.0137-9219.2	669219	TRW
			➡	→ S 16206253; Nutzlast [kg]: 1.400	03.0137-9219.2	669219	TRW
			➡	S 16204256→; Nutzlast [kg]: 1.400; nicht für Wohnmobile	03.0137-9285.2	669285	AP
Bremstrommel							
1.9 D	51	01/99→04/02	➡	→ 03/02; Nutzlast [kg]: 1.000	24.0225-4002.1	480048	Ø 298 x 64,4 / 255,6
1.9 TD 1.9 TD 4x4 2.0 4x4	66 - 68 68 80	02/94→04/02 08/96→04/02 08/96→04/02	➡	→ 03/02; Nutzlast ab [kg] 1.000 Nutzlast bis [kg] 1.400	24.0225-4002.1	480048	Ø 298 x 64,4 / 255,6
			➡	→ 10/01; Nutzlast [kg]: 1.800	24.0225-4005.1	480070	Ø 298 x 64,5 / 255,6
2.5 D 2.5 TD 2.8 HDi	63 76 94	08/94→04/02 08/94→04/02 09/00→04/02	➡	→ 03/02; Nutzlast [kg]: 1.400	24.0225-4002.1	480048	Ø 298 x 64,4 / 255,6
			➡	→ 10/01; Nutzlast [kg]: 1.800	24.0225-4005.1	480070	Ø 298 x 64,5 / 255,6
			➡	Nutzlast [kg]: 1.400	24.0225-4002.1	480048	Ø 298 x 64,4 / 255,6
2.5 TDi	79	12/96→11/00	➡	Nutzlast [kg]: 1.800	24.0225-4005.1	480070	Ø 298 x 64,5 / 255,6
			➡	Nutzlast [kg]: 1.400	24.0225-4002.1	480048	Ø 298 x 64,4 / 255,6
2.8 D	64	01/99→02/02	➡	Nutzlast [kg]: 1.400	24.0225-4002.1	480048	Ø 298 x 64,4 / 255,6
			➡	→ S 16209999; Nutzlast [kg]: 1.800	24.0225-4005.1	480070	Ø 298 x 64,5 / 255,6
Bremsbackensatz							
1.9 D	51	01/99→04/02	➡	→ 10/01; Nutzlast [kg]: 1.000; nicht für Wohnmobile	03.0137-0333.2	650333	TRW Ø 254 x 57 + HEB
			➡	11/01→ 03/02; Nutzlast [kg]: 1.000; nicht für Wohnmobile	03.0520-0925.3	690925	TRW Ø 254 x 57 + RZ / + Zub TopKit
1.9 TD 1.9 TD 4x4 2.0 4x4	66 - 68 68 80	02/94→04/02 08/96→04/02 08/96→04/02	➡	→ 10/01; Nutzlast ab [kg] 1.000 Nutzlast bis [kg] 1.400; nicht für Wohnmobile	03.0137-0333.2	650333	TRW Ø 254 x 57 + HEB
			➡	11/01→ 03/02; Nutzlast ab [kg] 1.000 Nutzlast bis [kg] 1.400; nicht für Wohnmobile	03.0520-0925.3	690925	TRW Ø 254 x 57 + RZ / + Zub TopKit
2.0	80	02/94→04/02	➡	→ 10/01; Nutzlast ab [kg] 1.000 Nutzlast bis [kg] 1.400; nicht für Wohnmobile	03.0137-0333.2	650333	TRW Ø 254 x 57 + HEB
			➡	→ 10/01; Nutzlast [kg]: 1.800; nicht für Wohnmobile	03.0520-0728.3	690728	TRW Ø 254 x 57 + RZ / + Zub TopKit
			➡	11/01→ 03/02; Nutzlast ab [kg] 1.000 Nutzlast bis [kg] 1.400; nicht für Wohnmobile	03.0520-0326.3	690326	AP Ø 254 x 57 + RZ / + Zub TopKit
2.5 D	63	08/94→04/02	➡	→ 10/01; Nutzlast [kg]: 1.400; nicht für Wohnmobile	03.0137-0333.2	650333	TRW Ø 254 x 57 + HEB
			➡	→ 10/01; Nutzlast [kg]: 1.400; nicht für Wohnmobile	03.0520-0925.3	690925	TRW Ø 254 x 57 + RZ / + Zub TopKit

	kw			 	! #			
CITROËN - JUMPER Bus (230P) 02/94→04/02								
 Bremsbackensatz								
2.5 D	63	08/94→04/02	➔	→ 10/01; Nutzlast [kg]: 1.800; nicht für Wohnmobile	03.0137-0334.2	650334	TRW Ø 254 x 57 + HEB	
			➔	→ 11/01→ 03/02; Nutzlast [kg]: 1.400; nicht für Wohnmobile	03.0520-0728.3	690728	TRW Ø 254 x 57 + RZ / + Zub TopKit	
2.5 TD 2.8 HDi	76 94	08/94→04/02 09/00→04/02	➔	→ 10/01; Nutzlast [kg]: 1.400; nicht für Wohnmobile	03.0137-0432.2	650432	AP Ø 254 x 57 + HEB	
			➔	→ 10/01; Nutzlast [kg]: 1.800; nicht für Wohnmobile	03.0520-0326.3	690326	AP Ø 254 x 57 + RZ / + Zub TopKit	
			➔	→ 11/01→ 03/02; Nutzlast [kg]: 1.400; nicht für Wohnmobile	03.0137-0432.2	650432	AP Ø 254 x 57 + HEB	
2.5 TDi	79	12/96→11/00	➔	Nutzlast [kg]: 1.400; nicht für Wohnmobile	03.0520-0226.3	690226	TRW Ø 254 x 57 + RZ / + Zub TopKit	
			➔	Nutzlast [kg]: 1.800; nicht für Wohnmobile	03.0137-0334.2	650334	TRW Ø 254 x 57 + HEB	
2.8 D	64	01/99→02/02	➔	→ S 16206253; Nutzlast [kg]: 1.400; nicht für Wohnmobile	03.0137-0333.2	650333	TRW Ø 254 x 57 + HEB	
			➔	→ S 16209999; Nutzlast [kg]: 1.800; nicht für Wohnmobile	03.0520-0226.3	690226	TRW Ø 254 x 57 + RZ / + Zub TopKit	
			➔	S 16204256→; Nutzlast [kg]: 1.400; nicht für Wohnmobile	03.0520-0925.3	690925	TRW Ø 254 x 57 + RZ / + Zub TopKit	
2.5 D 2.5 TD 2.8 HDi	63 76 94	08/94→04/02 08/94→04/02 09/00→04/02	➔	→ S 16158427; Nutzlast ab [kg] 1.000 Nutzlast bis [kg] 1.400; 	24.3727-0345.2	580345	L= 3.045	
			➔	→ S 16158428→; → 03/02; Nutzlast [kg]: 1.000; 	24.3727-0350.2	580350	L= 2.827	
1.9 TD	66 - 68	02/94→04/02	➔	→ S 16158427; Nutzlast ab [kg] 1.000 Nutzlast bis [kg] 1.400; 	24.3727-0345.2	580345	L= 3.045	
			➔	→ S 16158428→; → 03/02; Nutzlast ab [kg] 1.000 Nutzlast bis [kg] 1.400; 	24.3727-0350.2	580350	L= 2.827	
2.0	80	02/94→04/02	➔	→ S 16158427; Nutzlast ab [kg] 1.000 Nutzlast bis [kg] 1.800; 	24.3727-0345.2	580345	L= 3.045	
			➔	→ S 16158428→; → 03/02; Nutzlast ab [kg] 1.000 Nutzlast bis [kg] 1.800; 	24.3727-0350.2	580350	L= 2.827	
2.5 D 2.5 TD 2.8 HDi	63 76 94	08/94→04/02 08/94→04/02 09/00→04/02	➔	→ S 16158427; Nutzlast ab [kg] 1.400 Nutzlast bis [kg] 1.800; 	24.3727-0345.2	580345	L= 3.045	
			➔	→ S 16158428→; → 03/02; Nutzlast ab [kg] 1.400 Nutzlast bis [kg] 1.800; 	24.3727-0350.2	580350	L= 2.827	
2.5 TDi 2.8 D	79 64	12/96→11/00 01/99→02/02	➔	→ S 16158427; Nutzlast ab [kg] 1.400 Nutzlast bis [kg] 1.800; 	24.3727-0345.2	580345	L= 3.045	
			➔	→ S 16158428→; Nutzlast ab [kg] 1.400 Nutzlast bis [kg] 1.800; 	24.3727-0350.2	580350	L= 2.827	
CITROËN - JUMPER Bus (244, Z_) 04/02→								
 Radbremszylinder								
2.0 2.0 HDi 2.2 HDi 2.8 HDi	81 62 74 94	04/02→06/06 04/02→06/06 04/02→06/06 04/02→06/06	➔	→ 03/06; Nutzlast ab [kg] 1.000 Nutzlast bis [kg] 1.400	24.3226-1702.3	020469	GG	
			➔	→ 03/06	24.3226-1702.3	020469	GG	
2.8 HDi All-wheel Drive →	94	04/02→06/06	➔	→ 03/06; Nutzlast ab [kg] 1.000 Nutzlast bis [kg] 1.400	03.0137-9285.2	669285	AP	
			➔	→ 03/06	03.0137-9285.2	669285	AP	
Zubehörsatz, Bremsbacken								
2.0 2.0 HDi 2.2 HDi 2.8 HDi	81 62 74 94	04/02→06/06 04/02→06/06 04/02→06/06 04/02→06/06	➔	→ 03/06; Nutzlast ab [kg] 1.000 Nutzlast bis [kg] 1.400	03.0137-9285.2	669285	AP	
			➔	→ 03/06	03.0137-9285.2	669285	AP	

	kw					! #		
CITROËN - JUMPER Bus (244, Z_) 04/02→								
 Bremstrommel								
2.0	81	04/02→06/06	➔	→ 03/06; Nutzlast ab [kg] 1.000 Nutzlast bis [kg] 1.400			24.0225-4002.1 480048	Ø 298 x 64,4 / 255,6
2.0 HDi	62	04/02→06/06						
2.2 HDi	74	04/02→06/06						
2.8 HDi	94	04/02→06/06						
2.8 HDi All-wheel Drive	94	04/02→06/06	➔	→ 03/06			24.0225-4002.1 480048	Ø 298 x 64,4 / 255,6
 Bremsbackensatz								
2.0	81	04/02→06/06	➔	→ 03/06; Nutzlast ab [kg] 1.000 Nutzlast bis [kg] 1.400; nicht für Wohnmobile			03.0137-0432.2 650432	AP Ø 254 x 57 + HEB
2.0 HDi	62	04/02→06/06					03.0520-0326.3 690326	AP Ø 254 x 57 + RZ / + Zub TopKit
2.2 HDi	74	04/02→06/06						
2.8 HDi	94	04/02→06/06						
2.8 HDi All-wheel Drive	94	04/02→06/06	➔	→ 03/06; nicht für Wohnmobile			03.0137-0432.2 650432	AP Ø 254 x 57 + HEB
							03.0520-0326.3 690326	AP Ø 254 x 57 + RZ / + Zub TopKit
 Bremsbackensatz, Feststellbremse								
2.0 bivalent	81	02/03→06/06	➔	→ 03/06; Nutzlast ab [kg] 1.000 Nutzlast bis [kg] 1.800; mit Verstärkung			03.0137-4002.2 654002	Ø 172 x 42 + Zub
2.0 HDi	62	04/02→06/06						
2.2 HDi	74	04/02→06/06						
2.8 HDi	94	04/02→06/06						
2.8 HDi All-wheel Drive	94	04/02→06/06	➔	→ 03/06; mit Verstärkung			03.0137-4002.2 654002	Ø 172 x 42 + Zub
Zubehörsatz, Feststellbremsbacken								
2.0 bivalent	81	02/03→06/06		→ 03/06; Nutzlast ab [kg] 1.000 Nutzlast bis [kg] 1.800			03.0137-9705.2 669705	
2.0 HDi	62	04/02→06/06					03.0137-9706.2 669706	
2.2 HDi	74	04/02→06/06						
2.8 HDi	94	04/02→06/06						
2.8 HDi All-wheel Drive	94	04/02→06/06		→ 03/06			03.0137-9705.2 669705	
							03.0137-9706.2 669706	
 Seilzug, Feststellbremse								
2.0 HDi	62	04/02→06/06		→ 03/06; Nutzlast ab [kg] 1.000 Nutzlast bis [kg] 1.800; Trommelbremse; ⬆		1	24.3727-0300.2 580300	L= 1.078
2.2 HDi	74	04/02→06/06						
2.8 HDi	94	04/02→06/06		→ S 17103012; Nutzlast ab [kg] 1.000 Nutzlast bis [kg] 1.800; Scheibenbremse; ⬆		1	24.3727-0300.2 580300	L= 1.078
				S 17103013→; → 03/06; für Linkslenker; Nutzlast ab [kg] 1.000 Nutzlast bis [kg] 1.800; Scheibenbremse; ⬆		1	24.3727-0300.2 580300	L= 1.078
				→ 03/06; Nutzlast ab [kg] 1.000 Nutzlast bis [kg] 1.800; Trommelbremse; ⬇		1	24.3727-0343.2 580343	L= 2.827
				→ S 17103012; Nutzlast ab [kg] 1.000 Nutzlast bis [kg] 1.800; Scheibenbremse; ⬇		1	24.3727-0348.2 580348	L= 2.715
2.8 HDi All-wheel Drive	94	04/02→06/06		→ S 17103012; Nutzlast ab [kg] 1.000 Nutzlast bis [kg] 1.800; Scheibenbremse; ⬇		1	24.3727-0348.2 580348	L= 2.715
				S 17103013→; → 03/06; Nutzlast ab [kg] 1.000 Nutzlast bis [kg] 1.800; Scheibenbremse; ⬆		1	24.3727-0562.2 580562	L= 1.059
				→ S 17103012; Nutzlast ab [kg] 1.000 Nutzlast bis [kg] 1.800; Scheibenbremse; ⬆		1	24.3727-0562.2 580562	L= 1.059
CITROËN - JUMPER Kasten 04/06→								
 Bremsbackensatz, Feststellbremse								
2.0 BlueHDi 110	81	11/15→09/19	➔				03.0137-4004.2 654004	Ø 172 x 42 + Zub
2.0 BlueHDi 130	96	11/15→09/19						
2.0 BlueHDi 130 4x4	96	11/15→09/19						
2.0 BlueHDi 160	120	11/15→09/19						
2.0 BlueHDi 160 4x4	120	11/15→09/19						
2.2 BlueHDi 120	88	08/19→						
2.2 BlueHDi 140	103	08/19→						
2.2 BlueHDi 165	121	08/19→						
2.2 HDi 100	74	04/06→12/12						
2.2 HDi 110	81	07/11→						
2.2 HDi 120	88	04/06→						
2.2 HDi 130	96	07/11→						
2.2 HDi 130 4x4	96	01/12→05/16						
2.2 HDi 150	110	07/11→						
3.0 HDi 145	107	07/10→						
3.0 HDi 155	115	07/10→						
3.0 HDi 160	116	09/06→						
3.0 HDi 180	130	07/11→						
e-Jumper	90	07/21→						
→								

CITROËN - JUMPER Kasten 04/06→

Zubehörsatz, Feststellbremsbacken

2.0 BlueHDi 110	81	11/15→09/19	➔			03.0137-9705.2 669705	
2.0 BlueHDi 130	96	11/15→09/19				03.0137-9707.2 669707	
2.0 BlueHDi 130 4x4	96	11/15→09/19					
2.0 BlueHDi 160	120	11/15→09/19					
2.0 BlueHDi 160 4x4	120	11/15→09/19					
2.2 BlueHDi 120	88	08/19→					
2.2 BlueHDi 140	103	08/19→					
2.2 BlueHDi 165	121	08/19→					
2.2 HDi 100	74	04/06→12/12					
2.2 HDi 110	81	07/11→					
2.2 HDi 120	88	04/06→					
2.2 HDi 130	96	07/11→					
2.2 HDi 130 4x4	96	01/12→05/16					
2.2 HDi 150	110	07/11→					
3.0 HDi 145	107	07/10→					
3.0 HDi 155	115	07/10→					
3.0 HDi 160	116	09/06→					
3.0 HDi 180	130	07/11→					
e-Jumper	90	07/21→					








Seilzug, Feststellbremse


















2.0 BlueHDi 110	81	11/15→09/19		für verlängerten Radstand;	1	24.3727-0586.2 580586	L= 2.910
2.0 BlueHDi 130	96	11/15→09/19					
2.0 BlueHDi 130 4x4	96	11/15→09/19					
2.0 BlueHDi 160	120	11/15→09/19					
2.0 BlueHDi 160 4x4	120	11/15→09/19					
2.2 BlueHDi 120	88	08/19→					
2.2 BlueHDi 140	103	08/19→					
2.2 BlueHDi 165	121	08/19→					
2.2 HDi 100	74	04/06→12/12					
2.2 HDi 110	81	07/11→					
2.2 HDi 120	88	04/06→					
2.2 HDi 130	96	07/11→					
2.2 HDi 130 4x4	96	01/12→05/16					
2.2 HDi 150	110	07/11→					
3.0 HDi 145	107	07/10→					
3.0 HDi 155	115	07/10→					
3.0 HDi 160	116	09/06→					
3.0 HDi 180	130	07/11→					
e-Jumper	90	07/21→					

CITROËN - JUMPER Kasten (230L) 02/94→08/02
























Radbremszylinder












1.9 D	50 - 51	02/94→04/02	➔	→ 10/01; Nutzlast [kg]: 1.000		24.3225-1701.3 020399	GG
			➔	11/01→ 03/02; Nutzlast [kg]: 1.000		24.3226-1702.3 020469	GG
1.9 TD	66 - 68	03/94→04/02	➔	→ 10/01; Nutzlast ab [kg] 1.000 Nutzlast bis [kg] 1.400		24.3225-1701.3 020399	GG
			➔	11/01→ 03/02; Nutzlast ab [kg] 1.000 Nutzlast bis [kg] 1.400		24.3226-1702.3 020469	GG
2.0	80	03/94→04/02	➔	→ 10/01; Nutzlast ab [kg] 1.000 Nutzlast bis [kg] 1.400		24.3225-1701.3 020399	GG
			➔	11/01→ 03/02; Nutzlast ab [kg] 1.000 Nutzlast bis [kg] 1.400		24.3226-1702.3 020469	GG
			➔	→ 10/01; Nutzlast [kg]: 1.800		24.3228-1701.3 020401	GG
2.0 4x4	80	10/96→01/02	➔	→ 10/01; Nutzlast ab [kg] 1.000 Nutzlast bis [kg] 1.400		24.3225-1701.3 020399	GG
			➔	11/01→; Nutzlast ab [kg] 1.000 Nutzlast bis [kg] 1.400		24.3226-1702.3 020469	GG
			➔	→ 10/01; Nutzlast [kg]: 1.800		24.3228-1701.3 020401	GG
2.0 HDi	62	11/01→04/02	➔	→ 03/02; Nutzlast ab [kg] 1.000 Nutzlast bis [kg] 1.400		24.3226-1702.3 020469	GG
2.5 D	63	03/94→04/02	➔	→ 10/01; Nutzlast [kg]: 1.400		24.3225-1701.3 020399	GG
2.5 D 4x4	63	03/00→04/02	➔	11/01→ 03/02; Nutzlast [kg]: 1.400		24.3226-1702.3 020469	GG
			➔	→ 10/01; Nutzlast [kg]: 1.800		24.3228-1701.3 020401	GG
2.5 DT 4x4	76	10/96→08/97	➔	Nutzlast [kg]: 1.400		24.3226-1702.3 020469	GG
2.5 TD	76	03/94→04/02	➔	→ 10/01; Nutzlast [kg]: 1.400		24.3226-1702.3 020469	GG
2.8 HDi	94	09/00→04/02	➔	11/01→ 03/02; Nutzlast [kg]: 1.400		24.3226-1702.3 020469	GG
2.8 HDi 4x4	94	09/00→04/02	➔	→ 10/01; Nutzlast [kg]: 1.800		24.3228-1701.3 020401	GG
2.5 TDi	79	12/96→11/00	➔	Nutzlast [kg]: 1.400		24.3226-1702.3 020469	GG
2.5 TDi 4x4	79	03/00→11/00	➔	Nutzlast [kg]: 1.800		24.3228-1701.3 020401	GG
→							

	kw			 	! #		
CITROËN - JUMPER Kasten (230L) 02/94→08/02							
Zubehörsatz, Bremsbacken							
1.9 D	50 - 51	02/94→04/02	➡	→ 10/01; Nutzlast [kg]: 1.000		03.0137-9219.2 669219	TRW
			➡	11/01→ 03/02; Nutzlast [kg]: 1.000; nicht für Wohnmobile		03.0137-9285.2 669285	AP
1.9 TD	66 - 68	03/94→04/02	➡	→ 10/01; Nutzlast ab [kg] 1.000 Nutzlast bis [kg] 1.400		03.0137-9219.2 669219	TRW
			➡	11/01→ 03/02; Nutzlast ab [kg] 1.000 Nutzlast bis [kg] 1.400; nicht für Wohnmobile		03.0137-9285.2 669285	AP
2.0	80	03/94→04/02	➡	→ 10/01; Nutzlast [kg]: 1.800		03.0137-9219.2 669219	TRW
			➡	→ 10/01; Nutzlast ab [kg] 1.000 Nutzlast bis [kg] 1.400		03.0137-9219.2 669219	TRW
			➡	11/01→ 03/02; Nutzlast ab [kg] 1.000 Nutzlast bis [kg] 1.400; nicht für Wohnmobile		03.0137-9285.2 669285	AP
2.0 4x4	80	10/96→01/02	➡	→ 10/01; Nutzlast [kg]: 1.800		03.0137-9219.2 669219	TRW
			➡	→ 10/01; Nutzlast ab [kg] 1.000 Nutzlast bis [kg] 1.400		03.0137-9219.2 669219	TRW
			➡	11/01→; Nutzlast ab [kg] 1.000 Nutzlast bis [kg] 1.400; nicht für Wohnmobile		03.0137-9285.2 669285	AP
2.0 HDI	62	11/01→04/02	➡	→ 03/02; Nutzlast ab [kg] 1.000 Nutzlast bis [kg] 1.400; nicht für Wohnmobile		03.0137-9285.2 669285	AP
2.5 D	63	03/94→04/02	➡	→ 10/01; Nutzlast [kg]: 1.400		03.0137-9219.2 669219	TRW
2.5 D 4x4	63	03/00→04/02	➡	→ 10/01; Nutzlast [kg]: 1.800		03.0137-9219.2 669219	TRW
2.5 TD	76	03/94→04/02	➡	→ 10/01; Nutzlast [kg]: 1.800		03.0137-9219.2 669219	TRW
2.8 HDi	94	09/00→04/02	➡	11/01→ 03/02; Nutzlast [kg]: 1.400; nicht für Wohnmobile		03.0137-9285.2 669285	AP
2.8 HDi 4x4	94	09/00→04/02	➡	11/01→ 03/02; Nutzlast [kg]: 1.400; nicht für Wohnmobile		03.0137-9285.2 669285	AP
2.5 DT 4x4	76	10/96→08/97	➡	Nutzlast [kg]: 1.400		03.0137-9219.2 669219	TRW
2.5 TDi	79	12/96→11/00	➡	Nutzlast [kg]: 1.800		03.0137-9219.2 669219	TRW
2.5 TDi 4x4	79	03/00→11/00	➡	Nutzlast [kg]: 1.400		03.0137-9219.2 669219	TRW
Bremstrommel							
1.9 D	50 - 51	02/94→04/02	➡	→ 03/02; Nutzlast [kg]: 1.000		24.0225-4002.1 480048	∅ 298 x 64,4 / 255,6
1.9 TD	66 - 68	03/94→04/02	➡	→ 03/02; Nutzlast ab [kg] 1.000 Nutzlast bis [kg] 1.400		24.0225-4002.1 480048	∅ 298 x 64,4 / 255,6
2.0 HDI	62	11/01→04/02	➡	→ 03/02; Nutzlast ab [kg] 1.000 Nutzlast bis [kg] 1.400		24.0225-4002.1 480048	∅ 298 x 64,4 / 255,6
2.0	80	03/94→04/02	➡	→ 03/02; Nutzlast ab [kg] 1.000 Nutzlast bis [kg] 1.400		24.0225-4002.1 480048	∅ 298 x 64,4 / 255,6
			➡	→ 10/01; Nutzlast [kg]: 1.800		24.0225-4005.1 480070	∅ 298 x 64,5 / 255,6
2.0 4x4	80	10/96→01/02	➡	Nutzlast ab [kg] 1.000 Nutzlast bis [kg] 1.400		24.0225-4002.1 480048	∅ 298 x 64,4 / 255,6
			➡	→ 10/01; Nutzlast [kg]: 1.800		24.0225-4005.1 480070	∅ 298 x 64,5 / 255,6
2.5 D	63	03/94→04/02	➡	→ 03/02; Nutzlast [kg]: 1.400		24.0225-4002.1 480048	∅ 298 x 64,4 / 255,6
2.5 D 4x4	63	03/00→04/02	➡	→ 10/01; Nutzlast [kg]: 1.800		24.0225-4005.1 480070	∅ 298 x 64,5 / 255,6
2.5 TD	76	03/94→04/02	➡	→ 10/01; Nutzlast [kg]: 1.800		24.0225-4005.1 480070	∅ 298 x 64,5 / 255,6
2.8 HDi	94	09/00→04/02	➡	11/01→ 03/02; Nutzlast [kg]: 1.400; nicht für Wohnmobile		24.0225-4002.1 480048	∅ 298 x 64,4 / 255,6
2.8 HDi 4x4	94	09/00→04/02	➡	11/01→ 03/02; Nutzlast [kg]: 1.400; nicht für Wohnmobile		24.0225-4002.1 480048	∅ 298 x 64,4 / 255,6
2.5 DT 4x4	76	10/96→08/97	➡	Nutzlast [kg]: 1.400		24.0225-4002.1 480048	∅ 298 x 64,4 / 255,6
2.5 TDi	79	12/96→11/00	➡	Nutzlast [kg]: 1.400		24.0225-4002.1 480048	∅ 298 x 64,4 / 255,6
2.5 TDi 4x4	79	03/00→11/00	➡	Nutzlast [kg]: 1.800		24.0225-4005.1 480070	∅ 298 x 64,5 / 255,6
Bremsbackensatz							
1.9 D	50 - 51	02/94→04/02	➡	→ 10/01; Nutzlast [kg]: 1.000; nicht für Wohnmobile		03.0137-0333.2 650333	TRW ∅ 254 x 57 + HEB
			➡	11/01→ 03/02; Nutzlast [kg]: 1.000; nicht für Wohnmobile		03.0520-0925.3 690925	TRW ∅ 254 x 57 + RZ / + Zub TopKit
1.9 TD	66 - 68	03/94→04/02	➡	→ 10/01; Nutzlast ab [kg] 1.000 Nutzlast bis [kg] 1.400; nicht für Wohnmobile		03.0137-0333.2 650333	TRW ∅ 254 x 57 + HEB
			➡	11/01→ 03/02; Nutzlast ab [kg] 1.000 Nutzlast bis [kg] 1.400; nicht für Wohnmobile		03.0520-0925.3 690925	TRW ∅ 254 x 57 + RZ / + Zub TopKit
2.0	80	03/94→04/02	➡	→ 10/01; Nutzlast ab [kg] 1.000 Nutzlast bis [kg] 1.400; nicht für Wohnmobile		03.0137-0333.2 650333	TRW ∅ 254 x 57 + HEB
			➡	→ 10/01; Nutzlast [kg]: 1.800; nicht für Wohnmobile		03.0520-0925.3 690925	TRW ∅ 254 x 57 + RZ / + Zub TopKit
→			➡	→ 10/01; Nutzlast [kg]: 1.800; nicht für Wohnmobile		03.0137-0334.2 650334	TRW ∅ 254 x 57 + HEB

	kw			 	! #		
CITROËN - JUMPER Kasten (230L) 02/94→08/02							
Bremsbackensatz							
2.0	80	03/94→04/02	➡	→ 10/01; Nutzlast [kg]: 1.800; nicht für Wohnmobile		03.0520-0728.3 690728	TRW Ø 254 x 57 + RZ / + Zub TopKit
			➡	11/01→ 03/02; Nutzlast ab [kg] 1.000 Nutzlast bis [kg] 1.400; nicht für Wohnmobile		03.0137-0432.2 650432 03.0520-0326.3 690326	AP Ø 254 x 57 + HEB AP Ø 254 x 57 + RZ / + Zub TopKit
2.0 4x4	80	10/96→01/02	➡	→ 10/01; Nutzlast ab [kg] 1.000 Nutzlast bis [kg] 1.400; nicht für Wohnmobile		03.0137-0333.2 650333 03.0520-0925.3 690925	TRW Ø 254 x 57 + HEB TRW Ø 254 x 57 + RZ / + Zub TopKit
			➡	→ 10/01; Nutzlast [kg]: 1.800; nicht für Wohnmobile		03.0137-0334.2 650334 03.0520-0728.3 690728	TRW Ø 254 x 57 + HEB TRW Ø 254 x 57 + RZ / + Zub TopKit
			➡	11/01→; Nutzlast ab [kg] 1.000 Nutzlast bis [kg] 1.400; nicht für Wohnmobile		03.0137-0432.2 650432 03.0520-0326.3 690326	AP Ø 254 x 57 + HEB AP Ø 254 x 57 + RZ / + Zub TopKit
2.0 HDI	62	11/01→04/02	➡	→ 03/02; Nutzlast ab [kg] 1.000 Nutzlast bis [kg] 1.400; nicht für Wohnmobile		03.0137-0432.2 650432 03.0520-0326.3 690326	AP Ø 254 x 57 + HEB AP Ø 254 x 57 + RZ / + Zub TopKit
2.5 D 2.5 D 4x4	63 63	03/94→04/02 03/00→04/02	➡	→ 10/01; Nutzlast [kg]: 1.400; nicht für Wohnmobile		03.0137-0333.2 650333 03.0520-0925.3 690925	TRW Ø 254 x 57 + HEB TRW Ø 254 x 57 + RZ / + Zub TopKit
			➡	→ 10/01; Nutzlast [kg]: 1.800; nicht für Wohnmobile		03.0137-0334.2 650334 03.0520-0728.3 690728	TRW Ø 254 x 57 + HEB TRW Ø 254 x 57 + RZ / + Zub TopKit
			➡	11/01→ 03/02; Nutzlast [kg]: 1.400; nicht für Wohnmobile		03.0137-0432.2 650432 03.0520-0326.3 690326	AP Ø 254 x 57 + HEB AP Ø 254 x 57 + RZ / + Zub TopKit
2.5 DT 4x4	76	10/96→08/97	➡	Nutzlast [kg]: 1.400; nicht für Wohnmobile		03.0137-0333.2 650333 03.0520-0226.3 690226	TRW Ø 254 x 57 + HEB TRW Ø 254 x 57 + RZ / + Zub TopKit
2.5 TD 2.8 HDi 2.8 HDi 4x4	76 94 94	03/94→04/02 09/00→04/02 09/00→04/02	➡	→ 10/01; Nutzlast [kg]: 1.400; nicht für Wohnmobile		03.0137-0333.2 650333 03.0520-0226.3 690226	TRW Ø 254 x 57 + HEB TRW Ø 254 x 57 + RZ / + Zub TopKit
			➡	→ 10/01; Nutzlast [kg]: 1.800; nicht für Wohnmobile		03.0137-0334.2 650334 03.0520-0728.3 690728	TRW Ø 254 x 57 + HEB TRW Ø 254 x 57 + RZ / + Zub TopKit
			➡	11/01→ 03/02; Nutzlast [kg]: 1.400; nicht für Wohnmobile		03.0137-0432.2 650432 03.0520-0326.3 690326	AP Ø 254 x 57 + HEB AP Ø 254 x 57 + RZ / + Zub TopKit
2.5 TDi 2.5 TDi 4x4	79 79	12/96→11/00 03/00→11/00	➡	Nutzlast [kg]: 1.400; nicht für Wohnmobile		03.0137-0333.2 650333 03.0520-0226.3 690226	TRW Ø 254 x 57 + HEB TRW Ø 254 x 57 + RZ / + Zub TopKit
			➡	Nutzlast [kg]: 1.800; nicht für Wohnmobile		03.0137-0334.2 650334 03.0520-0728.3 690728	TRW Ø 254 x 57 + HEB TRW Ø 254 x 57 + RZ / + Zub TopKit
Seilzug, Feststellbremse							
1.9 D	50 - 51	02/94→04/02		→ S 16158427; Nutzlast [kg]: 1.000; 	1	24.3727-0340.2 580340	L= 3.025
				S 16194400→; → 03/02; Nutzlast [kg]: 1.000; Trommelbremse; 	1	24.3727-0343.2 580343	L= 2.827
				S 16158428→ S 16194399; Nutzlast [kg]: 1.000; 	1	24.3727-0344.2 580344	L= 2.806
				S 16194400→; → 03/02; Nutzlast [kg]: 1.000; Scheibenbremse; 	1	24.3727-0348.2 580348	L= 2.715
1.9 TD	66 - 68	03/94→04/02		→ S 16158427; Nutzlast ab [kg] 1.000 Nutzlast bis [kg] 1.400; 	1	24.3727-0340.2 580340	L= 3.025
				S 16194400→; → 03/02; Nutzlast ab [kg] 1.000 Nutzlast bis [kg] 1.400; Trommelbremse; 	1	24.3727-0343.2 580343	L= 2.827
				S 16158428→ S 16194399; Nutzlast ab [kg] 1.000 Nutzlast bis [kg] 1.400; 	1	24.3727-0344.2 580344	L= 2.806
				S 16194400→; → 03/02; Nutzlast ab [kg] 1.000 Nutzlast bis [kg] 1.400; Scheibenbremse; 	1	24.3727-0348.2 580348	L= 2.715
2.0	80	03/94→04/02		→ S 16158427; Nutzlast ab [kg] 1.000 Nutzlast bis [kg] 1.800; 	1	24.3727-0340.2 580340	L= 3.025
				S 16194400→; → 03/02; Nutzlast ab [kg] 1.000 Nutzlast bis [kg] 1.800; Trommelbremse; 	1	24.3727-0343.2 580343	L= 2.827
→							



	kw					! #		
CITROËN - JUMPER Kasten (230L) 02/94→08/02								
 Seilzug, Feststellbremse								
2.0	80	03/94→04/02		S 16158428→ S 16194399; Nutzlast ab [kg] 1.000 Nutzlast bis [kg] 1.800; 	1	24.3727-0344.2	580344	L= 2.806
				S 16194400→; → 03/02; Nutzlast ab [kg] 1.000 Nutzlast bis [kg] 1.800; Scheibenbremse; 	1	24.3727-0348.2	580348	L= 2.715
2.0 HDI	62	11/01→04/02		→ 03/02; Nutzlast ab [kg] 1.000 Nutzlast bis [kg] 1.800; Trommelbremse; 	1	24.3727-0343.2	580343	L= 2.827
				→ 03/02; Nutzlast ab [kg] 1.000 Nutzlast bis [kg] 1.800; Scheibenbremse; 	1	24.3727-0348.2	580348	L= 2.715
2.5 D 2.5 TD 2.8 HDi	63 76 94	03/94→04/02 03/94→04/02 09/00→04/02		→ S 16158427; Nutzlast ab [kg] 1.400 Nutzlast bis [kg] 1.800; 	1	24.3727-0340.2	580340	L= 3.025
				S 16194400→; → 03/02; Nutzlast ab [kg] 1.400 Nutzlast bis [kg] 1.800; Trommelbremse; 	1	24.3727-0343.2	580343	L= 2.827
				S 16158428→ S 16194399; Nutzlast ab [kg] 1.400 Nutzlast bis [kg] 1.800; 	1	24.3727-0344.2	580344	L= 2.806
				S 16194400→; → 03/02; Nutzlast ab [kg] 1.400 Nutzlast bis [kg] 1.800; Scheibenbremse; 	1	24.3727-0348.2	580348	L= 2.715
2.5 TDi	79	12/96→11/00		→ S 16158427; Nutzlast ab [kg] 1.400 Nutzlast bis [kg] 1.800; 	1	24.3727-0340.2	580340	L= 3.025
				S 16194400→; Nutzlast ab [kg] 1.400 Nutzlast bis [kg] 1.800; Trommelbremse; 	1	24.3727-0343.2	580343	L= 2.827
				S 16158428→ S 16194399; Nutzlast ab [kg] 1.400 Nutzlast bis [kg] 1.800; 	1	24.3727-0344.2	580344	L= 2.806
				S 16194400→; Nutzlast ab [kg] 1.400 Nutzlast bis [kg] 1.800; Scheibenbremse; 	1	24.3727-0348.2	580348	L= 2.715
CITROËN - JUMPER Kasten (244) 04/02→								
 Radbremszylinder								
2.0 2.0 bivalent 2.0 HDi 2.2 HDi 2.8 HDi	81 81 62 74 94 - 107	04/02→06/06 02/03→06/06 04/02→06/06 04/02→06/06 04/02→06/06	➡	→ 03/06; Nutzlast ab [kg] 1.000 Nutzlast bis [kg] 1.400		24.3226-1702.3	020469	GG
2.8 HDi 4x4	94	04/02→06/06	➡	→ 03/06; Nutzlast ab [kg] 1.000 Nutzlast bis [kg] 1.400		24.3226-1702.3	020469	GG
			➡	→ 03/06		24.3226-1702.3	020469	GG
Zubehörsatz, Bremsbacken								
2.0 2.0 bivalent 2.0 HDi 2.2 HDi 2.8 HDi	81 81 62 74 94 - 107	04/02→06/06 02/03→06/06 04/02→06/06 04/02→06/06 04/02→06/06	➡	→ 03/06; Nutzlast ab [kg] 1.000 Nutzlast bis [kg] 1.400		03.0137-9285.2	669285	AP
2.8 HDi 4x4	94	04/02→06/06	➡	→ 03/06; Nutzlast ab [kg] 1.000 Nutzlast bis [kg] 1.400		03.0137-9285.2	669285	AP
			➡	→ 03/06		03.0137-9285.2	669285	AP
 Bremstrommel								
2.0 2.0 bivalent 2.0 HDi 2.2 HDi 2.8 HDi	81 81 62 74 94 - 107	04/02→06/06 02/03→06/06 04/02→06/06 04/02→06/06 04/02→06/06	➡	→ 03/06; Nutzlast ab [kg] 1.000 Nutzlast bis [kg] 1.400		24.0225-4002.1	480048	Ø 298 x 64,4 / 255,6
2.8 HDi 4x4	94	04/02→06/06	➡	→ 03/06; Nutzlast ab [kg] 1.000 Nutzlast bis [kg] 1.400		24.0225-4002.1	480048	Ø 298 x 64,4 / 255,6
			➡	→ 03/06		24.0225-4002.1	480048	Ø 298 x 64,4 / 255,6
 Bremsbackensatz								
2.0 2.0 bivalent 2.0 HDi 2.2 HDi 2.8 HDi	81 81 62 74 94 - 107	04/02→06/06 02/03→06/06 04/02→06/06 04/02→06/06 04/02→06/06	➡	→ 03/06; Nutzlast ab [kg] 1.000 Nutzlast bis [kg] 1.400; nicht für Wohnmobile		03.0137-0432.2	650432	AP Ø 254 x 57 + HEB
2.8 HDi 4x4	94	04/02→06/06	➡	→ 03/06; Nutzlast ab [kg] 1.000 Nutzlast bis [kg] 1.400; nicht für Wohnmobile		03.0520-0326.3	690326	AP Ø 254 x 57 + RZ / + Zub TopKit
			➡	→ 03/06; Nutzlast ab [kg] 1.000 Nutzlast bis [kg] 1.400; nicht für Wohnmobile		03.0137-0432.2	650432	AP Ø 254 x 57 + HEB
			➡	→ 03/06; Nutzlast ab [kg] 1.000 Nutzlast bis [kg] 1.400; nicht für Wohnmobile		03.0520-0326.3	690326	AP Ø 254 x 57 + RZ / + Zub TopKit
→								

	kw					! #		
CITROËN - JUMPER Kasten (244) 04/02→								
 Bremsbackensatz								
2.8 HDi 4x4	94	04/02→06/06	➔	→ 03/06; nicht für Wohnmobile		03.0137-0432.2 650432 03.0520-0326.3 690326	AP Ø 254 x 57 + HEB AP Ø 254 x 57 + RZ / + Zub TopKit	
 Bremsbackensatz, Feststellbremse								
2.0 2.0 bivalent 2.0 HDi 2.2 HDi 2.8 HDi	81 81 62 74 94 - 107	04/02→06/06 02/03→06/06 04/02→06/06 04/02→06/06 04/02→06/06	➔	→ 03/06; Nutzlast ab [kg] 1.000 Nutzlast bis [kg] 1.800; mit Verstärkung		03.0137-4002.2 654002	Ø 172 x 42 + Zub	
2.8 HDi 4x4	94	04/02→06/06	➔	→ 03/06; mit Verstärkung		03.0137-4002.2 654002	Ø 172 x 42 + Zub	
			➔	→ 03/06; Nutzlast ab [kg] 1.000 Nutzlast bis [kg] 1.800; mit Verstärkung		03.0137-4002.2 654002	Ø 172 x 42 + Zub	
Zubehörsatz, Feststellbremsbacken								
2.0 2.0 bivalent 2.0 HDi 2.2 HDi 2.8 HDi	81 81 62 74 94 - 107	04/02→06/06 02/03→06/06 04/02→06/06 04/02→06/06 04/02→06/06		→ 03/06; Nutzlast ab [kg] 1.000 Nutzlast bis [kg] 1.800		03.0137-9705.2 669705 03.0137-9706.2 669706		
2.8 HDi 4x4	94	04/02→06/06		→ 03/06; Nutzlast ab [kg] 1.000 Nutzlast bis [kg] 1.800		03.0137-9705.2 669705 03.0137-9706.2 669706		
				→ 03/06		03.0137-9705.2 669705 03.0137-9706.2 669706		
 Seilzug, Feststellbremse								
2.0 2.0 HDi 2.2 HDi 2.8 HDi	81 62 74 94 - 107	04/02→06/06 04/02→06/06 04/02→06/06 04/02→06/06		→ 03/06; Nutzlast ab [kg] 1.000 Nutzlast bis [kg] 1.800; Trommelbremse; ⚠		1 24.3727-0300.2 580300	L= 1.078	
				→ S 17103012; Nutzlast ab [kg] 1.000 Nutzlast bis [kg] 1.800; Scheibenbremse; ⚠		1 24.3727-0300.2 580300	L= 1.078	
				S 17103013→; → 03/06; für Linkslenker; Nutzlast ab [kg] 1.000 Nutzlast bis [kg] 1.800; Scheibenbremse; ⚠		1 24.3727-0300.2 580300	L= 1.078	
				→ 03/06; Nutzlast ab [kg] 1.000 Nutzlast bis [kg] 1.800; Trommelbremse; ⚠		1 24.3727-0343.2 580343	L= 2.827	
				→ S 17103012; Nutzlast ab [kg] 1.000 Nutzlast bis [kg] 1.800; Scheibenbremse; ⚠		1 24.3727-0348.2 580348	L= 2.715	
2.8 HDi 4x4	94	04/02→06/06		→ S 17103012; Nutzlast ab [kg] 1.000 Nutzlast bis [kg] 1.800; Scheibenbremse; ⚠		1 24.3727-0348.2 580348	L= 2.715	
				S 17103013→; → 03/06; Nutzlast ab [kg] 1.000 Nutzlast bis [kg] 1.800; Scheibenbremse; ⚠		1 24.3727-0562.2 580562	L= 1.059	
				→ S 17103012; Nutzlast ab [kg] 1.000 Nutzlast bis [kg] 1.800; Scheibenbremse; ⚠		1 24.3727-0562.2 580562	L= 1.059	
CITROËN - JUMPER Pritsche/Fahrgestell 04/06→								
 Bremsbackensatz, Feststellbremse								
2.0 BlueHDi 110 2.0 BlueHDi 130 2.0 BlueHDi 130 4x4 2.0 BlueHDi 160 2.0 BlueHDi 160 4x4 2.2 BlueHDi 120 2.2 BlueHDi 140 2.2 BlueHDi 165 2.2 HDi 100 2.2 HDi 110 2.2 HDi 120 2.2 HDi 130 2.2 HDi 150 3.0 HDi 145 3.0 HDi 160 3.0 HDi 180	81 96 96 120 120 88 103 121 74 81 88 96 110 107 116 130	11/15→09/19 11/15→09/19 11/15→09/19 11/15→09/19 11/15→09/19 08/19→ 08/19→ 08/19→ 04/06→ 07/11→ 04/06→ 07/11→ 07/11→ 07/10→ 09/06→ 07/11→	➔			03.0137-4004.2 654004	Ø 172 x 42 + Zub	
Zubehörsatz, Feststellbremsbacken								
2.0 BlueHDi 110 2.0 BlueHDi 130 2.0 BlueHDi 130 4x4 2.0 BlueHDi 160 →	81 96 96 120	11/15→09/19 11/15→09/19 11/15→09/19 11/15→09/19	➔			03.0137-9705.2 669705 03.0137-9707.2 669707		

CITROËN - JUMPER Pritsche/Fahrgestell 04/06→

Zubehörsatz, Feststellbremsbacken

2.0 BlueHDi 160 4x4	120	11/15→09/19	➔			03.0137-9705.2 669705
2.2 BlueHDi 120	88	08/19→				
2.2 BlueHDi 140	103	08/19→				03.0137-9707.2 669707
2.2 BlueHDi 165	121	08/19→				
2.2 HDi 100	74	04/06→				
2.2 HDi 110	81	07/11→				
2.2 HDi 120	88	04/06→				
2.2 HDi 130	96	07/11→				
2.2 HDi 150	110	07/11→				
3.0 HDi 145	107	07/10→				
3.0 HDi 160	116	09/06→				
3.0 HDi 180	130	07/11→				

Seilzug, Feststellbremse

2.0 BlueHDi 110	81	11/15→09/19		für verlängerten Radstand;	1	24.3727-0586.2 580586	L= 2.910
2.0 BlueHDi 130	96	11/15→09/19					
2.0 BlueHDi 130 4x4	96	11/15→09/19					
2.0 BlueHDi 160	120	11/15→09/19					
2.0 BlueHDi 160 4x4	120	11/15→09/19					
2.2 BlueHDi 120	88	08/19→					
2.2 BlueHDi 140	103	08/19→					
2.2 BlueHDi 165	121	08/19→					
2.2 HDi 100	74	04/06→					
2.2 HDi 110	81	07/11→					
2.2 HDi 120	88	04/06→					
2.2 HDi 130	96	07/11→					
2.2 HDi 150	110	07/11→					
3.0 HDi 145	107	07/10→					
3.0 HDi 160	116	09/06→					
3.0 HDi 180	130	07/11→					

CITROËN - JUMPER Pritsche/Fahrgestell (230) 03/94→04/02












Radbremszylinder

1.9 TD	66 - 68	03/94→04/02	➔	→ 10/01; Nutzlast ab [kg] 1.000 Nutzlast bis [kg] 1.400		24.3225-1701.3 020399	GG
			➔	11/01→ 03/02; Nutzlast ab [kg] 1.000 Nutzlast bis [kg] 1.400		24.3226-1702.3 020469	GG
2.0	80	03/94→04/02	➔	→ 10/01; Nutzlast ab [kg] 1.000 Nutzlast bis [kg] 1.400		24.3225-1701.3 020399	GG
			➔	11/01→ 03/02; Nutzlast ab [kg] 1.000 Nutzlast bis [kg] 1.400		24.3226-1702.3 020469	GG
			➔	→ 10/01; Nutzlast [kg]: 1.800		24.3228-1701.3 020401	GG
2.5 D	63	03/94→04/02	➔	→ 10/01; Nutzlast [kg]: 1.400		24.3225-1701.3 020399	GG
2.5 D 4x4	63	03/00→04/02	➔	11/01→ 03/02; Nutzlast [kg]: 1.400		24.3226-1702.3 020469	GG
			➔	→ 10/01; Nutzlast [kg]: 1.800		24.3228-1701.3 020401	GG
2.5 TD	76	03/94→04/02	➔	→ 10/01; Nutzlast [kg]: 1.400		24.3226-1702.3 020469	GG
2.5 TDi	79	12/96→04/02	➔	11/01→ 03/02; Nutzlast [kg]: 1.400		24.3226-1702.3 020469	GG
2.5 TDi 4x4	79	03/00→04/02	➔	→ 10/01; Nutzlast [kg]: 1.800		24.3228-1701.3 020401	GG
2.8 HDi	94	09/00→04/02	➔	→ 10/01; Nutzlast [kg]: 1.800		24.3228-1701.3 020401	GG
2.8 D	64	01/99→02/02	➔	→ S 16206253; Nutzlast [kg]: 1.400		24.3225-1701.3 020399	GG
			➔	S 16204256→; Nutzlast [kg]: 1.400		24.3226-1702.3 020469	GG
			➔	→ S 16209999; Nutzlast [kg]: 1.800		24.3228-1701.3 020401	GG




























Zubehörsatz, Bremsbacken













1.9 TD	66 - 68	03/94→04/02	➔	→ 10/01; Nutzlast ab [kg] 1.000 Nutzlast bis [kg] 1.400		03.0137-9219.2 669219	TRW
			➔	11/01→ 03/02; Nutzlast ab [kg] 1.000 Nutzlast bis [kg] 1.400; nicht für Wohnmobile		03.0137-9285.2 669285	AP
2.0	80	03/94→04/02	➔	→ 10/01; Nutzlast [kg]: 1.800		03.0137-9219.2 669219	TRW
			➔	→ 10/01; Nutzlast ab [kg] 1.000 Nutzlast bis [kg] 1.400		03.0137-9219.2 669219	TRW
			➔	11/01→ 03/02; Nutzlast ab [kg] 1.000 Nutzlast bis [kg] 1.400; nicht für Wohnmobile		03.0137-9285.2 669285	AP
2.5 D	63	03/94→04/02	➔	→ 10/01; Nutzlast [kg]: 1.400		03.0137-9219.2 669219	TRW
2.5 D 4x4	63	03/00→04/02	➔	→ 10/01; Nutzlast [kg]: 1.800		03.0137-9219.2 669219	TRW
2.5 TD	76	03/94→04/02	➔	→ 10/01; Nutzlast [kg]: 1.800		03.0137-9219.2 669219	TRW
2.5 TDi	79	12/96→04/02	➔	11/01→ 03/02; Nutzlast [kg]: 1.400; nicht für Wohnmobile		03.0137-9285.2 669285	AP
2.5 TDi 4x4	79	03/00→04/02	➔	→ 10/01; Nutzlast [kg]: 1.800		03.0137-9219.2 669219	TRW
2.8 HDi	94	09/00→04/02	➔	→ 10/01; Nutzlast [kg]: 1.800		03.0137-9219.2 669219	TRW
2.8 D	64	01/99→02/02	➔	→ S 16206253; Nutzlast [kg]: 1.400		03.0137-9219.2 669219	TRW




















→






























	kw					! #		
CITROËN - JUMPER Pritsche/Fahrgestell (230) 03/94 → 04/02								
Zubehörsatz, Bremsbacken								
2.8 D	64	01/99 → 02/02	➡	→ S 16209999; Nutzlast [kg]: 1.800			03.0137-9219.2 669219	TRW
			➡	S 16204256 →; Nutzlast [kg]: 1.400; nicht für Wohnmobile			03.0137-9285.2 669285	AP
 Bremstrommel								
1.9 TD	66 - 68	03/94 → 04/02	➡	→ 03/02; Nutzlast ab [kg] 1.000 Nutzlast bis [kg] 1.400			24.0225-4002.1 480048	Ø 298 x 64,4 / 255,6
2.0	80	03/94 → 04/02	➡	→ 03/02; Nutzlast ab [kg] 1.000 Nutzlast bis [kg] 1.400			24.0225-4002.1 480048	Ø 298 x 64,4 / 255,6
			➡	→ 10/01; Nutzlast [kg]: 1.800			24.0225-4005.1 480070	Ø 298 x 64,5 / 255,6
2.5 D	63	03/94 → 04/02	➡	→ 03/02; Nutzlast [kg]: 1.400			24.0225-4002.1 480048	Ø 298 x 64,4 / 255,6
2.5 D 4x4	63	03/00 → 04/02						
2.5 TD	76	03/94 → 04/02	➡	→ 10/01; Nutzlast [kg]: 1.800			24.0225-4005.1 480070	Ø 298 x 64,5 / 255,6
2.5 TDi	79	12/96 → 04/02						
2.5 TDi 4x4	79	03/00 → 04/02						
2.8 HDi	94	09/00 → 04/02						
2.8 D	64	01/99 → 02/02	➡	Nutzlast [kg]: 1.400			24.0225-4002.1 480048	Ø 298 x 64,4 / 255,6
			➡	→ S 16209999; Nutzlast [kg]: 1.800			24.0225-4005.1 480070	Ø 298 x 64,5 / 255,6
 Bremsbackensatz								
1.9 TD	66 - 68	03/94 → 04/02	➡	→ 10/01; Nutzlast ab [kg] 1.000 Nutzlast bis [kg] 1.400; nicht für Wohnmobile			03.0137-0333.2 650333 03.0520-0925.3 690925	TRW Ø 254 x 57 + HEB TRW Ø 254 x 57 + RZ / + Zub TopKit
			➡	11/01 → 03/02; Nutzlast ab [kg] 1.000 Nutzlast bis [kg] 1.400; nicht für Wohnmobile			03.0137-0432.2 650432 03.0520-0326.3 690326	AP Ø 254 x 57 + HEB AP Ø 254 x 57 + RZ / + Zub TopKit
2.0	80	03/94 → 04/02	➡	→ 10/01; Nutzlast ab [kg] 1.000 Nutzlast bis [kg] 1.400; nicht für Wohnmobile			03.0137-0333.2 650333 03.0520-0925.3 690925	TRW Ø 254 x 57 + HEB TRW Ø 254 x 57 + RZ / + Zub TopKit
			➡	→ 10/01; Nutzlast [kg]: 1.800; nicht für Wohnmobile			03.0137-0334.2 650334 03.0520-0728.3 690728	TRW Ø 254 x 57 + HEB TRW Ø 254 x 57 + RZ / + Zub TopKit
			➡	11/01 → 03/02; Nutzlast ab [kg] 1.000 Nutzlast bis [kg] 1.400; nicht für Wohnmobile			03.0137-0432.2 650432 03.0520-0326.3 690326	AP Ø 254 x 57 + HEB AP Ø 254 x 57 + RZ / + Zub TopKit
2.5 D	63	03/94 → 04/02	➡	→ 10/01; Nutzlast [kg]: 1.400; nicht für Wohnmobile			03.0137-0333.2 650333 03.0520-0925.3 690925	TRW Ø 254 x 57 + HEB TRW Ø 254 x 57 + RZ / + Zub TopKit
2.5 D 4x4	63	03/00 → 04/02						
			➡	→ 10/01; Nutzlast [kg]: 1.800; nicht für Wohnmobile			03.0137-0334.2 650334 03.0520-0728.3 690728	TRW Ø 254 x 57 + HEB TRW Ø 254 x 57 + RZ / + Zub TopKit
			➡	11/01 → 03/02; Nutzlast [kg]: 1.400; nicht für Wohnmobile			03.0137-0432.2 650432 03.0520-0326.3 690326	AP Ø 254 x 57 + HEB AP Ø 254 x 57 + RZ / + Zub TopKit
2.5 TD	76	03/94 → 04/02	➡	→ 10/01; Nutzlast [kg]: 1.400; nicht für Wohnmobile			03.0137-0333.2 650333 03.0520-0226.3 690226	TRW Ø 254 x 57 + HEB TRW Ø 254 x 57 + RZ / + Zub TopKit
2.5 TDi	79	12/96 → 04/02						
2.5 TDi 4x4	79	03/00 → 04/02						
2.8 HDi	94	09/00 → 04/02						
			➡	→ 10/01; Nutzlast [kg]: 1.800; nicht für Wohnmobile			03.0137-0334.2 650334 03.0520-0728.3 690728	TRW Ø 254 x 57 + HEB TRW Ø 254 x 57 + RZ / + Zub TopKit
			➡	11/01 → 03/02; Nutzlast [kg]: 1.400; nicht für Wohnmobile			03.0137-0432.2 650432 03.0520-0326.3 690326	AP Ø 254 x 57 + HEB AP Ø 254 x 57 + RZ / + Zub TopKit
2.8 D	64	01/99 → 02/02	➡	→ S 16206253; Nutzlast [kg]: 1.400; nicht für Wohnmobile			03.0137-0333.2 650333 03.0520-0226.3 690226 03.0520-0925.3 690925	TRW Ø 254 x 57 + HEB TRW Ø 254 x 57 + RZ / + Zub TopKit TRW Ø 254 x 57 + RZ / + Zub TopKit
			➡	→ S 16209999; nicht für Wohnmobile; Nutzlast [kg]: 1.800			03.0137-0334.2 650334 03.0520-0728.3 690728	TRW Ø 254 x 57 + HEB TRW Ø 254 x 57 + RZ / + Zub TopKit
			➡	S 16204256 →; Nutzlast [kg]: 1.400; nicht für Wohnmobile			03.0137-0432.2 650432 03.0520-0326.3 690326	AP Ø 254 x 57 + HEB AP Ø 254 x 57 + RZ / + Zub TopKit
 Seilzug, Feststellbremse								
1.9 TD	66 - 68	03/94 → 04/02		→ S 16158427; Nutzlast ab [kg] 1.000 Nutzlast bis [kg] 1.400; 	1		24.3727-0340.2 580340	L= 3.025
→								

















































	kw					! #		
CITROËN - JUMPER Pritsche/Fahrgestell (230) 03/94 → 04/02								
 Seilzug, Feststellbremse								
1.9 TD	66 - 68	03/94 → 04/02		S 16194400 →; → 03/02; Nutzlast ab [kg] 1.000 Nutzlast bis [kg] 1.400; Trommelbremse; 	1	24.3727-0343.2	580343	L= 2.827
				S 16158428 → S 16194399; Nutzlast ab [kg] 1.000 Nutzlast bis [kg] 1.400; 	1	24.3727-0344.2	580344	L= 2.806
				S 16194400 →; → 03/02; Nutzlast ab [kg] 1.000 Nutzlast bis [kg] 1.400; Scheibenbremse; 	1	24.3727-0348.2	580348	L= 2.715
2.0	80	03/94 → 04/02		→ S 16158427; Nutzlast ab [kg] 1.000 Nutzlast bis [kg] 1.800; 	1	24.3727-0340.2	580340	L= 3.025
				S 16194400 →; → 03/02; Nutzlast ab [kg] 1.000 Nutzlast bis [kg] 1.800; Trommelbremse; 	1	24.3727-0343.2	580343	L= 2.827
				S 16158428 → S 16194399; Nutzlast ab [kg] 1.000 Nutzlast bis [kg] 1.800; 	1	24.3727-0344.2	580344	L= 2.806
				S 16194400 →; → 03/02; Nutzlast ab [kg] 1.000 Nutzlast bis [kg] 1.800; Scheibenbremse; 	1	24.3727-0348.2	580348	L= 2.715
2.5 D 2.5 TD 2.5 TDi 2.8 HDi	63 76 79 94	03/94 → 04/02 03/94 → 04/02 12/96 → 04/02 09/00 → 04/02		→ S 16158427; Nutzlast ab [kg] 1.400 Nutzlast bis [kg] 1.800; 	1	24.3727-0340.2	580340	L= 3.025
				S 16194400 →; → 03/02; Nutzlast ab [kg] 1.400 Nutzlast bis [kg] 1.800; Trommelbremse; 	1	24.3727-0343.2	580343	L= 2.827
				S 16158428 → S 16194399; Nutzlast ab [kg] 1.400 Nutzlast bis [kg] 1.800; 	1	24.3727-0344.2	580344	L= 2.806
				S 16194400 →; → 03/02; Nutzlast ab [kg] 1.400 Nutzlast bis [kg] 1.800; Scheibenbremse; 	1	24.3727-0348.2	580348	L= 2.715
2.8 D	64	01/99 → 02/02		→ S 16158427; Nutzlast ab [kg] 1.400 Nutzlast bis [kg] 1.800; 	1	24.3727-0340.2	580340	L= 3.025
				S 16194400 →; Nutzlast ab [kg] 1.400 Nutzlast bis [kg] 1.800; Trommelbremse; 	1	24.3727-0343.2	580343	L= 2.827
				S 16158428 → S 16194399; Nutzlast ab [kg] 1.400 Nutzlast bis [kg] 1.800; 	1	24.3727-0344.2	580344	L= 2.806
				S 16194400 →; Nutzlast ab [kg] 1.400 Nutzlast bis [kg] 1.800; Scheibenbremse; 	1	24.3727-0348.2	580348	L= 2.715
CITROËN - JUMPER Pritsche/Fahrgestell (244) 02/02 →								
 Radbremszylinder								
2.0 HDi 2.2 HDi 2.8 HDi	62 74 94 - 107	04/02 → 06/06 04/02 → 06/06 04/02 → 06/06	➡	→ 03/06; Nutzlast ab [kg] 1.000 Nutzlast bis [kg] 1.400		24.3226-1702.3	020469	GG
2.8 HDi 4x4	94	02/02 → 06/06	➡	04/02 → 03/06		24.3226-1702.3	020469	GG
Zubehörsatz, Bremsbacken								
2.0 HDi 2.2 HDi 2.8 HDi	62 74 94 - 107	04/02 → 06/06 04/02 → 06/06 04/02 → 06/06	➡	→ 03/06; Nutzlast ab [kg] 1.000 Nutzlast bis [kg] 1.400		03.0137-9285.2	669285	AP
2.8 HDi 4x4	94	02/02 → 06/06	➡	04/02 → 03/06		03.0137-9285.2	669285	AP
 Bremstrommel								
2.0 HDi 2.2 HDi 2.8 HDi	62 74 94 - 107	04/02 → 06/06 04/02 → 06/06 04/02 → 06/06	➡	→ 03/06; Nutzlast ab [kg] 1.000 Nutzlast bis [kg] 1.400		24.0225-4002.1	480048	Ø 298 x 64,4 / 255,6
2.8 HDi 4x4	94	02/02 → 06/06	➡	04/02 → 03/06		24.0225-4002.1	480048	Ø 298 x 64,4 / 255,6
 Bremsbackensatz								
2.0 HDi 2.2 HDi 2.8 HDi	62 74 94 - 107	04/02 → 06/06 04/02 → 06/06 04/02 → 06/06	➡	→ 03/06; Nutzlast ab [kg] 1.000 Nutzlast bis [kg] 1.400; nicht für Wohnmobile		03.0137-0432.2 03.0520-0326.3	650432 690326	AP Ø 254 x 57 + HEB AP Ø 254 x 57 + RZ / + Zub TopKit
2.8 HDi 4x4	94	02/02 → 06/06	➡	04/02 → 03/06; nicht für Wohnmobile		03.0137-0432.2 03.0520-0326.3	650432 690326	AP Ø 254 x 57 + HEB AP Ø 254 x 57 + RZ / + Zub TopKit
 Bremsbackensatz, Feststellbremse								
2.0 HDi 2.2 HDi →	62 74	04/02 → 06/06 04/02 → 06/06	➡	→ 03/06; Nutzlast ab [kg] 1.000 Nutzlast bis [kg] 1.800; mit Verstärkung		03.0137-4002.2	654002	Ø 172 x 42 + Zub














	kw					! #			
CITROËN - JUMPER Pritsche/Fahrgestell (244) 02/02 →									
 Bremsbackensatz, Feststellbremse									
2.8 HDi	94 - 107	04/02 → 06/06	➔	→ 03/06; Nutzlast ab [kg] 1.000 Nutzlast bis [kg] 1.800; mit Verstärkung		03.0137-4002.2	654002	Ø 172 x 42 + Zub	
2.8 HDi 4x4	94	02/02 → 06/06	➔	04/02 → 03/06; mit Verstärkung		03.0137-4002.2	654002	Ø 172 x 42 + Zub	
Zubehörsatz, Feststellbremsbacken									
2.0 HDi	62	04/02 → 06/06		→ 03/06; Nutzlast ab [kg] 1.000 Nutzlast bis [kg] 1.800		03.0137-9705.2	669705		
2.2 HDi	74	04/02 → 06/06				03.0137-9706.2	669706		
2.8 HDi	94 - 107	04/02 → 06/06							
2.8 HDi 4x4	94	02/02 → 06/06		04/02 → 03/06		03.0137-9705.2	669705		
						03.0137-9706.2	669706		
 Seilzug, Feststellbremse									
2.0 HDi	62	04/02 → 06/06		→ 03/06; Nutzlast ab [kg] 1.000 Nutzlast bis [kg] 1.800; Trommelbremse; ⬆		1	24.3727-0300.2	580300	L= 1.078
2.2 HDi	74	04/02 → 06/06				1	24.3727-0300.2	580300	L= 1.078
2.8 HDi	94 - 107	04/02 → 06/06		→ S 17103012; Nutzlast ab [kg] 1.000 Nutzlast bis [kg] 1.800; Scheibenbremse; ⬆		1	24.3727-0300.2	580300	L= 1.078
				S 17103013 →; → 03/06; für Linkslenker; Nutzlast ab [kg] 1.000 Nutzlast bis [kg] 1.800; Scheibenbremse; ⬆		1	24.3727-0300.2	580300	L= 1.078
				→ 03/06; Nutzlast ab [kg] 1.000 Nutzlast bis [kg] 1.800; Trommelbremse; ⬇		1	24.3727-0343.2	580343	L= 2.827
				→ S 17103012; Nutzlast ab [kg] 1.000 Nutzlast bis [kg] 1.800; Scheibenbremse; ⬇		1	24.3727-0348.2	580348	L= 2.715
2.8 HDi 4x4	94	02/02 → 06/06		04/02 →; → S 17103012; Nutzlast ab [kg] 1.000 Nutzlast bis [kg] 1.800; Scheibenbremse; ⬇		1	24.3727-0348.2	580348	L= 2.715
				04/02 →; → S 17103012; Nutzlast ab [kg] 1.000 Nutzlast bis [kg] 1.800; Scheibenbremse; ⬆		1	24.3727-0562.2	580562	L= 1.059
				S 17103013 →; → 03/06; Nutzlast ab [kg] 1.000 Nutzlast bis [kg] 1.800; Scheibenbremse; ⬆		1	24.3727-0562.2	580562	L= 1.059
CITROËN - JUMPY (U6U_) 06/94 → 12/06									
 Radbremszylinder									
1.6	58	10/95 → 08/00	➔			24.3219-1704.3	020374	GG	
1.9 D	51	10/95 → 08/98							
1.9 D 70	51	04/98 → 11/03							
1.9 TD	66 - 68	10/95 → 11/03							
2.0	100	04/00 → 12/06							
2.0 HDi 110	80	03/00 → 10/06							
2.0 HDi 95	69	10/99 → 10/06							
2.0 i 16V	102	03/00 → 10/06							
Zubehörsatz, Bremsbacken									
1.6	58	10/95 → 08/00	➔			03.0137-9208.2	669208		
1.9 D	51	10/95 → 08/98							
1.9 D 70	51	04/98 → 11/03							
1.9 TD	66 - 68	10/95 → 11/03							
2.0	100	04/00 → 12/06							
2.0 HDi 110	80	03/00 → 10/06							
2.0 HDi 95	69	10/99 → 10/06							
2.0 i 16V	102	03/00 → 10/06							
 Bremstrommel									
1.6	58	10/95 → 08/00	➔			24.0225-5003.1	480066	Ø 298 x 67 / 256	
1.9 D	51	10/95 → 08/98							
1.9 D 70	51	04/98 → 11/03							
1.9 TD	66 - 68	10/95 → 11/03							
2.0	100	04/00 → 12/06							
2.0 HDi 110	80	03/00 → 10/06							
2.0 HDi 95	69	10/99 → 10/06							
2.0 i 16V	102	03/00 → 10/06							
 Bremsbackensatz									
1.6	58	10/95 → 08/00	➔			03.0137-0314.2	650314	Ø 255 x 61	
1.9 D	51	10/95 → 08/98				03.0520-2619.3	692619	BDX Ø 255 x 61 + RZ / + Zub	
1.9 D 70	51	04/98 → 11/03						TopKit	
1.9 TD	66 - 68	10/95 → 11/03							
→									




















	kw					! #		
CITROËN - JUMPY (U6U_) 06/94→12/06								
 Bremsbackensatz								
2.0 2.0 HDi 110 2.0 HDi 95 2.0 i 16V	100 80 69 102	04/00→12/06 03/00→10/06 10/99→10/06 03/00→10/06	➔				03.0525-0029.3 EQ0029	BDX Ø 255 x 61 - RZ / + Zub Easy Quick
 Seilzug, Feststellbremse								
1.6 1.9 D 1.9 D 70 1.9 TD	58 51 51 66 - 68	10/95→08/00 10/95→08/98 04/98→11/03 10/95→11/03		nicht für verlängerten Radstand; Trommelbremse; 	1	24.3727-0336.2 580336		L= 500
				für verlängerten Radstand; Trommelbremse; 	1	24.3727-0341.2 580341		L= 900
2.0 2.0 HDi 110 2.0 HDi 95 2.0 i 16V	100 80 69 102	04/00→12/06 03/00→10/06 10/99→10/06 03/00→10/06		für Linkslenker; Trommelbremse; 		24.3727-0531.2 580531		L= 2.286
				Trommelbremse; 		24.3727-0532.2 580532		L= 1.063
CITROËN - JUMPY (VF7) 01/07→03/16								
 Radbremszylinder								
1.6 HDi 90 16V 1.6 HDi 90 8V	66 66	01/07→03/16 01/07→03/16	➔			24.3222-1726.3 020518		TRW ALU
Zubehörsatz, Bremsbacken								
1.6 HDi 90 16V 1.6 HDi 90 8V	66 66	01/07→03/16 01/07→03/16	➔			03.0137-9219.2 669219		TRW
 Bremsbackensatz								
1.6 HDi 90 16V 1.6 HDi 90 8V	66 66	01/07→03/16 01/07→03/16	➔	nicht für Wohnmobile		03.0137-0334.2 650334		TRW Ø 254 x 57 + HEB
						03.0520-7122.3 697122		TRW Ø 254 x 57 + RZ / + Zub TopKit
CITROËN - JUMPY Kasten 01/07→03/16								
 Radbremszylinder								
1.6 HDi 90 16V 1.6 HDi 90 8V	66 66	01/07→03/16 01/07→03/16	➔			24.3222-1726.3 020518		TRW ALU
Zubehörsatz, Bremsbacken								
1.6 HDi 90 16V 1.6 HDi 90 8V	66 66	01/07→03/16 01/07→03/16	➔			03.0137-9219.2 669219		TRW
 Bremsbackensatz								
1.6 HDi 90 16V 1.6 HDi 90 8V	66 66	01/07→03/16 01/07→03/16	➔	nicht für Wohnmobile		03.0137-0334.2 650334		TRW Ø 254 x 57 + HEB
						03.0520-7122.3 697122		TRW Ø 254 x 57 + RZ / + Zub TopKit
CITROËN - JUMPY Kasten (BS_, BT_, BY_, BZ_) 06/94→10/06								
 Radbremszylinder								
1.6 i 1.9 D 1.9 D 70 1.9 DT 1.9 TD	58 51 51 65 66	10/95→08/00 10/95→08/98 04/98→10/06 10/95→08/00 10/95→08/00	➔			24.3219-1704.3 020374		GG
2.0 2.0 HDi 110 2.0 HDi 95 2.0 i 16V	100 80 69 102	04/00→10/06 01/02→10/06 10/99→10/06 03/00→10/06						
2.0 HDi 110	80	10/01→10/06	➔	01/02→		24.3219-1704.3 020374		GG
Zubehörsatz, Bremsbacken								
1.6 i 1.9 D 1.9 D 70 1.9 DT 1.9 TD	58 51 51 65 66	10/95→08/00 10/95→08/98 04/98→10/06 10/95→08/00 10/95→08/00	➔			03.0137-9208.2 669208		
2.0 2.0 HDi 110 2.0 HDi 95 2.0 i 16V	100 80 69 102	04/00→10/06 01/02→10/06 10/99→10/06 03/00→10/06						
2.0 HDi 110	80	10/01→10/06	➔	01/02→		03.0137-9208.2 669208		
 Bremstrommel								
1.6 i 1.9 D 1.9 D 70 1.9 DT	58 51 51 65	10/95→08/00 10/95→08/98 04/98→10/06 10/95→08/00	➔			24.0225-5003.1 480066		Ø 298 x 67 / 256







































	kw					! #		
CITROËN - JUMPY Kasten (BS_, BT_, BY_, BZ_) 06/94→10/06								
 Bremstrommel								
1.9 TD 2.0 2.0 HDi 110 2.0 HDi 95 2.0 i 16V	66 100 80 69 102	10/95→08/00 04/00→10/06 01/02→10/06 10/99→10/06 03/00→10/06	➔				24.0225-5003.1 480066	Ø 298 x 67 / 256
2.0 HDi 110	80	10/01→10/06	➔	01/02→			24.0225-5003.1 480066	Ø 298 x 67 / 256
 Bremsbackensatz								
1.6 i 1.9 D 1.9 D 70 1.9 DT 1.9 TD 2.0 2.0 HDi 110 2.0 HDi 95 2.0 i 16V	58 51 51 65 66 100 80 69 102	10/95→08/00 10/95→08/98 04/98→10/06 10/95→08/00 10/95→08/00 04/00→10/06 01/02→10/06 10/99→10/06 03/00→10/06	➔				03.0137-0314.2 650314 03.0520-2619.3 692619 03.0525-0029.3 EQ0029	Ø 255 x 61 BDX Ø 255 x 61 + RZ / + Zub TopKit BDX Ø 255 x 61 - RZ / + Zub Easy Quick
2.0 HDi 110	80	10/01→10/06	➔	01/02→			03.0137-0314.2 650314 03.0520-2619.3 692619 03.0525-0029.3 EQ0029	Ø 255 x 61 BDX Ø 255 x 61 + RZ / + Zub TopKit BDX Ø 255 x 61 - RZ / + Zub Easy Quick
 Seilzug, Feststellbremse								
1.6 i 1.9 D 70 1.9 DT 1.9 TD 2.0 2.0 HDi 110 2.0 HDi 95 2.0 i 16V	58 51 65 66 100 80 69 102	10/95→08/00 04/98→10/06 10/95→08/00 10/95→08/00 04/00→10/06 01/02→10/06 10/99→10/06 03/00→10/06		für Linkslenker; nicht für verlängerten Radstand; Trommelbremse; 	1	24.3727-0336.2 580336	L= 500	
				für Rechtslenker; nicht für verlängerten Radstand; Trommelbremse; 	1	24.3727-0336.2 580336	L= 500	
				Nutzlast [kg]: 900; für verlängerten Radstand; Trommelbremse; 	1	24.3727-0341.2 580341	L= 900	
				für Linkslenker; Trommelbremse; 		24.3727-0531.2 580531	L= 2.286	
				Trommelbremse; 		24.3727-0532.2 580532	L= 1.063	
1.9 D	51	10/95→08/98		für Linkslenker; nicht für verlängerten Radstand; Trommelbremse; 	1	24.3727-0336.2 580336	L= 500	
				für Rechtslenker; nicht für verlängerten Radstand; Trommelbremse; 	1	24.3727-0336.2 580336	L= 500	
				für Linkslenker; Nutzlast [kg]: 900; für verlängerten Radstand; Trommelbremse; 	1	24.3727-0341.2 580341	L= 900	
				für Rechtslenker; Nutzlast [kg]: 900; für verlängerten Radstand; Trommelbremse; 	1	24.3727-0341.2 580341	L= 900	
				für Linkslenker; Trommelbremse; 		24.3727-0531.2 580531	L= 2.286	
				für Linkslenker; Trommelbremse; 		24.3727-0532.2 580532	L= 1.063	
				für Rechtslenker; Trommelbremse; 		24.3727-0532.2 580532	L= 1.063	
2.0 HDi 110	80	10/01→10/06		01/02→; für Rechtslenker; nicht für verlängerten Radstand; Trommelbremse; 	1	24.3727-0336.2 580336	L= 500	
				01/02→; für Linkslenker; nicht für verlängerten Radstand; Trommelbremse; 	1	24.3727-0336.2 580336	L= 500	
				01/02→; Nutzlast [kg]: 900; für verlängerten Radstand; Trommelbremse; 	1	24.3727-0341.2 580341	L= 900	
				01/02→; für Linkslenker; Trommelbremse; 		24.3727-0531.2 580531	L= 2.286	
				01/02→; Trommelbremse; 		24.3727-0532.2 580532	L= 1.063	
CITROËN - JUMPY Pritsche/Fahrgestell 11/06→								
 Radbremszylinder								
1.6 HDi 90 16V 1.6 HDi 90 8V	66 66	06/07→03/16 06/07→03/16	➔				24.3222-1726.3 020518	TRW ALU
Zubehörsatz, Bremsbacken								
1.6 HDi 90 16V 1.6 HDi 90 8V	66 66	06/07→03/16 06/07→03/16	➔				03.0137-9219.2 669219	TRW
 Bremsbackensatz								
1.6 HDi 90 16V 1.6 HDi 90 8V	66 66	06/07→03/16 06/07→03/16	➔	nicht für Wohnmobile			03.0137-0334.2 650334 03.0520-7122.3 697122	TRW Ø 254 x 57 + HEB TRW Ø 254 x 57 + RZ / + Zub TopKit

















	kw			 	! #		
CITROËN - JUMPY Pritsche/Fahrgestell (BU_, BV_, BW_, BX_) 10/99→10/06							
 Radbremsszylinder							
1.9 TD	51 - 68	10/99→10/06	➔			24.3219-1704.3 020374	GG
2.0	100	12/03→10/06					
2.0 HDi 110	80	12/03→10/06					
2.0 HDi 110 16V	80	12/03→10/06					
2.0 HDi 95	69	10/99→10/06					
Zubehörsatz, Bremsbacken							
1.9 TD	51 - 68	10/99→10/06	➔			03.0137-9208.2 669208	
2.0	100	12/03→10/06					
2.0 HDi 110	80	12/03→10/06					
2.0 HDi 110 16V	80	12/03→10/06					
2.0 HDi 95	69	10/99→10/06					
 Bremstrommel							
1.9 TD	51 - 68	10/99→10/06	➔			24.0225-5003.1 480066	Ø 298 x 67 / 256
2.0	100	12/03→10/06					
2.0 HDi 110	80	12/03→10/06					
2.0 HDi 110 16V	80	12/03→10/06					
2.0 HDi 95	69	10/99→10/06					
 Bremsbackensatz							
1.9 TD	51 - 68	10/99→10/06	➔			03.0137-0314.2 650314	Ø 255 x 61
2.0	100	12/03→10/06				03.0520-2619.3 692619	BDX Ø 255 x 61 + RZ / + Zub TopKit
2.0 HDi 110	80	12/03→10/06				03.0525-0029.3 EQ0029	BDX Ø 255 x 61 - RZ / + Zub Easy Quick
2.0 HDi 110 16V	80	12/03→10/06					
2.0 HDi 95	69	10/99→10/06					
 Seilzug, Feststellbremse							
1.9 TD	51	11/00→10/06		für Rechtslenker; nicht für verlängerten Radstand; Trommelbremse; 	1	24.3727-0336.2 580336	L= 500
				für Linkslenker; nicht für verlängerten Radstand; Trommelbremse; 	1	24.3727-0336.2 580336	L= 500
				Nutzlast [kg]: 900; für verlängerten Radstand; Trommelbremse; 	1	24.3727-0341.2 580341	L= 900
				für Linkslenker; Trommelbremse; 		24.3727-0531.2 580531	L= 2.286
				Trommelbremse; 		24.3727-0532.2 580532	L= 1.063
1.9 TD	68	10/99→10/06		nicht für verlängerten Radstand; Trommelbremse; 	1	24.3727-0336.2 580336	L= 500
2.0	100	12/03→10/06		für verlängerten Radstand; Trommelbremse; 	1	24.3727-0341.2 580341	L= 900
2.0 HDi 110	80	12/03→10/06		für verlängerten Radstand; Trommelbremse; 		24.3727-0531.2 580531	L= 2.286
2.0 HDi 110 16V	80	12/03→10/06		für Linkslenker; Trommelbremse; 		24.3727-0532.2 580532	L= 1.063
2.0 HDi 95	69	10/99→10/06		Trommelbremse; 			
CITROËN - NEMO Großraumlimousine 04/09→							
 Radbremsszylinder							
1.3 HDi 75	55	10/10→	➔		2	24.3220-1728.3 020509	ALU
1.3 HDi 80	59	10/15→					
1.4	54	04/09→					
1.4 HDi	50	04/09→					
Zubehörsatz, Bremsbacken							
1.3 HDi 75	55	10/10→	➔			03.0137-9309.2 669309	AP
1.3 HDi 80	59	10/15→					
1.4	54	04/09→	➔			03.0137-9310.2 669310	AP
1.4 HDi	50	04/09→	➔	→ 09/10		03.0137-9309.2 669309	AP
			➔	10/10→		03.0137-9310.2 669310	AP
 Bremstrommel							
1.4	54	04/09→	➔			24.0220-2001.1 480307	Ø 249,5 x 48,5 / 204,7
 Bremsbackensatz							
1.3 HDi 75	55	10/10→	➔			03.0137-0493.2 650493	AP Ø 228 x 42 + HEB
						03.0521-0120.3 690120	AP Ø 228 x 42 + RZ / + Zub TopKit
1.3 HDi 80	59	10/15→	➔			03.0137-0493.2 650493	AP Ø 228 x 42 + HEB
1.4	54	04/09→	➔			03.0137-0479.2 650479	AP Ø 203 x 38 + HEB
→							








	kw			 	! #		
CITROËN - NEMO Großraumlimousine 04/09→							
 Bremsbackensatz							
1.4	54	04/09→	➔			03.0520-9220.3 699220	AP Ø 203 x 38 + RZ / + Zub TopKit
1.4 HDi	50	04/09→	➔	10/10→		03.0137-0479.2 650479 03.0520-9220.3 699220	AP Ø 203 x 38 + HEB AP Ø 203 x 38 + RZ / + Zub TopKit
				→ 09/10		03.0137-0493.2 650493 03.0521-0120.3 690120	AP Ø 228 x 42 + HEB AP Ø 228 x 42 + RZ / + Zub TopKit
CITROËN - NEMO Kasten/Großraumlimousine (AA_) 02/08→							
 Radbremszylinder							
1.3 BlueHDi 80 1.3 HDi 75 1.4 1.4 HDi	59 55 54 50	02/16→ 10/10→ 02/08→ 02/08→	➔			24.3220-1728.3 020509	ALU
Zubehörsatz, Bremsbacken							
1.3 BlueHDi 80 1.3 HDi 75	59 55	02/16→ 10/10→	➔			03.0137-9309.2 669309	AP
1.4	54	02/08→	➔			03.0137-9310.2 669310	AP
1.4 HDi	50	02/08→	➔	→ 09/10		03.0137-9309.2 669309	AP
				10/10→		03.0137-9310.2 669310	AP
 Bremstrommel							
1.4	54	02/08→	➔			24.0220-2001.1 480307	Ø 249,5 x 48,5 / 204,7
 Bremsbackensatz							
1.3 BlueHDi 80	59	02/16→	➔			03.0137-0493.2 650493	AP Ø 228 x 42 + HEB
1.3 HDi 75	55	10/10→	➔			03.0137-0493.2 650493 03.0521-0120.3 690120	AP Ø 228 x 42 + HEB AP Ø 228 x 42 + RZ / + Zub TopKit
1.4	54	02/08→	➔			03.0137-0479.2 650479 03.0520-9220.3 699220	AP Ø 203 x 38 + HEB AP Ø 203 x 38 + RZ / + Zub TopKit
1.4 HDi	50	02/08→	➔	10/10→		03.0137-0479.2 650479 03.0520-9220.3 699220	AP Ø 203 x 38 + HEB AP Ø 203 x 38 + RZ / + Zub TopKit
				→ 09/10		03.0137-0493.2 650493 03.0521-0120.3 690120	AP Ø 228 x 42 + HEB AP Ø 228 x 42 + RZ / + Zub TopKit
CITROËN - SAXO (S0, S1) 02/96→04/04							
 Radbremszylinder							
1.0 X	33	05/96→06/03	➔	- ABS; Felge Lochzahl: 3; 		24.3219-1603.3 020200	GG
1.1 BiFuel	37	07/00→06/03	➔	- ABS; Felge Lochzahl: 3; 		24.3219-1604.3 020201	GG
1.1 X	44	05/96→09/03	➔	- ABS; Felge Lochzahl: 4; 		24.3219-1609.3 020319	GG
SX	44	05/96→09/03	➔	- ABS; Felge Lochzahl: 4; 		24.3219-1610.3 020320	GG
				→Orga 08095; + ABS	2	24.3220-1711.3 020409	TRW GG
				Orga 08096→; + ABS	2	24.3220-1717.3 020430	TRW ALU
1.4 VTS	55	05/96→06/03	➔	- ABS; 		24.3219-1609.3 020319	GG
1.5 D	40	09/96→04/04	➔	- ABS; 		24.3219-1610.3 020320	GG
1.6 VTR	66	02/96→06/03	➔	→Orga 08095; + ABS	2	24.3220-1711.3 020409	TRW GG
1.6 VTL	65	05/96→06/03	➔	Orga 08096→; + ABS	2	24.3220-1717.3 020430	TRW ALU
Electric	20	11/96→06/03	➔	- ABS; Felge Lochzahl: 3; 		24.3219-1603.3 020200	GG
				- ABS; Felge Lochzahl: 3; 		24.3219-1604.3 020201	GG
				- ABS; Felge Lochzahl: 4; 		24.3219-1609.3 020319	GG
				- ABS; Felge Lochzahl: 4; 		24.3219-1610.3 020320	GG
				→Orga 08095; + ABS		24.3220-1711.3 020409	TRW GG
				Orga 08096→; + ABS		24.3220-1717.3 020430	TRW ALU
Zubehörsatz, Bremsbacken							
1.0 X	33	05/96→06/03	➔	- ABS; Felge Lochzahl: 4		03.0137-9055.2 669055	BDX
→							











	kw			 	! #		
CITROËN - SAXO (S0, S1) 02/96→04/04							
Zubehörsatz, Bremsbacken							
1.1 BiFuel 1.1 X	44 40 - 44	07/00→06/03 05/96→09/03	➡	- ABS; Felge Lochzahl: 3		03.0137-9079.2 669079	
SX	44	05/96→09/03	➡	+ ABS		03.0137-9158.2 669158	TRW
Electric	44	05/96→09/03					
1.4 VTS 1.5 D	55 40 - 43	05/96→06/03 09/96→04/04	➡	- ABS		03.0137-9055.2 669055	BDX
1.6 VTR	66 65	02/96→06/03 05/96→06/03	➡	+ ABS		03.0137-9158.2 669158	TRW
1.6 VTL	65	05/96→06/03					
 Bremstrommel							
1.0 X	33 - 37	05/96→06/03	➡	- ABS; Felge Lochzahl: 3		24.0216-5001.1 480001	Ø 201 x 38,5 / 166 - RLG
1.1 BiFuel 1.1 X	44 40 - 44	07/00→06/03 05/96→09/03	➡	- ABS; Felge Lochzahl: 4		24.0216-5701.2 480212	Ø 201 x 38,5 / 166 + RLG
SX	44	05/96→09/03				24.0218-0020.1 480074	Ø 212 x 46 / 181 - RLG / - ABS Ring
Electric	44	05/96→09/03				24.0218-0720.2 480205	Ø 212 x 46 / 181 + RLG / - ABS Ring
	20	11/96→06/03	➡	+ ABS		24.0220-3013.1 480089	Ø 247 x 46,5 / 204,5 - RLG / - ABS Ring
1.4 VTS 1.5 D	55 40 - 43	05/96→06/03 09/96→04/04	➡	- ABS		24.0218-0020.1 480074	Ø 212 x 46 / 181 - RLG / - ABS Ring
1.6 VTR	66 65	02/96→06/03 05/96→06/03				24.0218-0720.2 480205	Ø 212 x 46 / 181 + RLG / - ABS Ring
1.6 VTL	65	05/96→06/03	➡	+ ABS		24.0220-3013.1 480089	Ø 247 x 46,5 / 204,5 - RLG / - ABS Ring
 Bremsbackensatz							
1.0 X	33 - 37	05/96→06/03	➡	- ABS; Felge Lochzahl: 3		03.0137-0195.2 650195	Ø 164 x 32
1.1 BiFuel 1.1 X	44 40 - 44	07/00→06/03 05/96→09/03				03.0520-0519.3 690519	BDX Ø 164 x 32 + RZ / + Zub TopKit
SX	44	05/96→09/03				03.0525-0002.3 EQ0002	BDX Ø 164 x 32 - RZ / + Zub Easy Quick
Electric	44	05/96→09/03	➡	- ABS; Felge Lochzahl: 4		03.0137-0196.2 650196	BDX Ø 180 x 32
	20	11/96→06/03				03.0420-1619.3 681619	BDX Ø 180 x 32 + RZ / + Zub Kit
						03.0520-1619.3 691619	BDX Ø 180 x 32 + RZ / + Zub TopKit
						03.0525-0003.3 EQ0003	BDX Ø 180 x 32 - RZ / + Zub Easy Quick
			➡	+ ABS		03.0137-0312.2 650312	TRW Ø 203 x 38
			➡	→Orga 08095; + ABS		03.0520-5720.3 695720	TRW Ø 203 x 39 + RZ / + Zub TopKit
			➡	Orga 08096→; + ABS		03.0520-6420.3 696420	TRW Ø 203 x 39 + RZ / + Zub TopKit
1.4 VTS 1.5 D	55 40 - 43	05/96→06/03 09/96→04/04	➡	- ABS		03.0137-0196.2 650196	BDX Ø 180 x 32
1.6 VTR	66 65	02/96→06/03 05/96→06/03				03.0420-1619.3 681619	BDX Ø 180 x 32 + RZ / + Zub Kit
1.6 VTL	65	05/96→06/03				03.0520-1619.3 691619	BDX Ø 180 x 32 + RZ / + Zub TopKit
						03.0525-0003.3 EQ0003	BDX Ø 180 x 32 - RZ / + Zub Easy Quick
			➡	+ ABS		03.0137-0312.2 650312	TRW Ø 203 x 38
			➡	→Orga 08095; + ABS		03.0520-5720.3 695720	TRW Ø 203 x 39 + RZ / + Zub TopKit
			➡	Orga 08096→; + ABS		03.0520-6420.3 696420	TRW Ø 203 x 39 + RZ / + Zub TopKit
 Seilzug, Feststellbremse							
1.0 X	33 - 37	05/96→06/03		Trommelbremse; 	2	24.3727-0816.2 580816	L= 1.442
1.1 BiFuel 1.1 X	44 40 - 44	07/00→06/03 05/96→09/03					
SX	44	05/96→09/03					
1.4 VTS 1.5 D	55 40 - 43	05/96→06/03 09/96→04/04					
1.6 VTR	66 65	02/96→06/03 05/96→06/03		Trommelbremse; 	2	24.3727-0816.2 580816	L= 1.442
1.6 VTL	65	05/96→06/03		Scheibenbremse; 	2	24.3727-0817.2 580817	L= 1.505
→							

	kW			 	! #		
CITROËN - SAXO (S0, S1) 02/96→04/04							
 Seilzug, Feststellbremse							
1.6	74 - 88	02/96→04/04		Scheibenbremse; 	2	24.3727-0817.2 580817	L= 1.505
1.6 VTS Electric	72 - 20	09/00→09/03 11/96→06/03					
1.6 VTS	87	06/96→09/03		07/96→; Scheibenbremse; 	2	24.3727-0817.2 580817	L= 1.505
CITROËN - SAXO Hatchback van (S3_) 10/97→06/03							
 Radbremszylinder							
1.0	33 - 37	10/97→06/03	➡	- ABS; Felge Lochzahl: 3; 		24.3219-1603.3 020200	GG
			➡	- ABS; Felge Lochzahl: 3; 		24.3219-1604.3 020201	GG
			➡	- ABS; Felge Lochzahl: 4; 		24.3219-1609.3 020319	GG
			➡	- ABS; Felge Lochzahl: 4; 		24.3219-1610.3 020320	GG
			➡	→Orga 08095; + ABS		24.3220-1711.3 020409	TRW GG
			➡	Orga 08096→; + ABS		24.3220-1717.3 020430	TRW ALU
1.5 D	42 - 43	08/99→06/03	➡	- ABS; 		24.3219-1609.3 020319	GG
			➡	- ABS; 		24.3219-1610.3 020320	GG
			➡	→Orga 08095; + ABS		24.3220-1711.3 020409	TRW GG
			➡	Orga 08096→; + ABS		24.3220-1717.3 020430	TRW ALU
Zubehörsatz, Bremsbacken							
1.0	33 - 37	10/97→06/03	➡	- ABS; Felge Lochzahl: 4		03.0137-9055.2 669055	BDX
			➡	- ABS; Felge Lochzahl: 3		03.0137-9079.2 669079	
			➡	+ ABS		03.0137-9158.2 669158	TRW
1.5 D	42 - 43	08/99→06/03	➡	- ABS		03.0137-9055.2 669055	BDX
			➡	+ ABS		03.0137-9158.2 669158	TRW
 Bremstrommel							
1.0	33 - 37	10/97→06/03	➡	- ABS; Felge Lochzahl: 3		24.0216-5001.1 480001	Ø 201 x 38,5 / 166 - RLG
						24.0216-5701.2 480212	Ø 201 x 38,5 / 166 + RLG
			➡	- ABS; Felge Lochzahl: 4		24.0218-0020.1 480074	Ø 212 x 46 / 181 - RLG / - ABS Ring
						24.0218-0720.2 480205	Ø 212 x 46 / 181 + RLG / - ABS Ring
1.5 D	42 - 43	08/99→06/03	➡	+ ABS		24.0220-3013.1 480089	Ø 247 x 46,5 / 204,5 - RLG / - ABS Ring
			➡	- ABS		24.0218-0020.1 480074	Ø 212 x 46 / 181 - RLG / - ABS Ring
						24.0218-0720.2 480205	Ø 212 x 46 / 181 + RLG / - ABS Ring
			➡	+ ABS		24.0220-3013.1 480089	Ø 247 x 46,5 / 204,5 - RLG / - ABS Ring
 Bremsbackensatz							
1.0	33 - 37	10/97→06/03	➡	- ABS; Felge Lochzahl: 3		03.0137-0195.2 650195	Ø 164 x 32
						03.0520-0519.3 690519	BDX Ø 164 x 32 + RZ / + Zub TopKit
						03.0525-0002.3 EQ0002	BDX Ø 164 x 32 - RZ / + Zub Easy Quick
			➡	- ABS; Felge Lochzahl: 4		03.0137-0196.2 650196	BDX Ø 180 x 32
						03.0420-1619.3 681619	BDX Ø 180 x 32 + RZ / + Zub Kit
						03.0520-1619.3 691619	BDX Ø 180 x 32 + RZ / + Zub TopKit
						03.0525-0003.3 EQ0003	BDX Ø 180 x 32 - RZ / + Zub Easy Quick
➡	+ ABS		03.0137-0312.2 650312	TRW Ø 203 x 38			
➡	→Orga 08095; + ABS		03.0520-5720.3 695720	TRW Ø 203 x 39 + RZ / + Zub TopKit			
➡	Orga 08096→; + ABS		03.0520-6420.3 696420	TRW Ø 203 x 39 + RZ / + Zub TopKit			
1.5 D	42 - 43	08/99→06/03	➡	- ABS		03.0137-0196.2 650196	BDX Ø 180 x 32
						03.0420-1619.3 681619	BDX Ø 180 x 32 + RZ / + Zub Kit
						03.0520-1619.3 691619	BDX Ø 180 x 32 + RZ / + Zub TopKit
→							












	kw					! #		
CITROËN - SAXO Hatchback van (S3_) 10/97→06/03								
 Bremsbackensatz								
1.5 D	42 - 43	08/99→06/03	➡	- ABS		03.0525-0003.3	EQ0003	BDX Ø 180 x 32 - RZ / + Zub Easy Quick
			➡	+ ABS		03.0137-0312.2	650312	TRW Ø 203 x 38
			➡	→Orga 08095; + ABS		03.0520-5720.3	695720	TRW Ø 203 x 39 + RZ / + Zub TopKit
			➡	Orga 08096→; + ABS		03.0520-6420.3	696420	TRW Ø 203 x 39 + RZ / + Zub TopKit
 Seilzug, Feststellbremse								
1.0	33 - 37	10/97→06/03		Trommelbremse; 	2	24.3727-0816.2	580816	L= 1.442
1.5 D	42 - 43	08/99→06/03						
CITROËN - XANTIA (X1_, X2_) 03/93→04/03								
 Seilzug, Feststellbremse								
1.6 i	65	03/93→03/01		→ 12/97; Scheibenbremse; 		24.3727-0311.2	580311	L= 1.333
1.8 i	66 - 74	03/93→04/03		→ 12/97; Scheibenbremse; Schaltgetriebe; 		24.3727-0312.2	580312	L= 1.262
1.8 i 16V	81	06/95→12/01		→ 12/97; Scheibenbremse; Automatikgetriebe; 		24.3727-0351.2	580351	L= 1.285
1.9 D	50 - 51	06/94→01/98						
1.9 SD	55	02/96→04/03						
1.9 Turbo D	66	05/93→04/03						
2.0 i	89	03/93→04/03						
2.0 i 16V	97 - 112	03/93→04/03						
2.0 HDI 109	80	02/99→04/03		→ 09/01; Scheibenbremse; 		24.3727-0311.2	580311	L= 1.333
				→ 09/01; Scheibenbremse; 		24.3727-0330.2	580330	L= 1.313
2.0 HDI 90	66	03/99→04/03		→ 09/01; Scheibenbremse; 		24.3727-0311.2	580311	L= 1.333
				→ 09/01; Scheibenbremse; Schaltgetriebe; 		24.3727-0312.2	580312	L= 1.262
				→ 09/01; Scheibenbremse; 		24.3727-0330.2	580330	L= 1.313
				→ 09/01; Scheibenbremse; Automatikgetriebe; 		24.3727-0351.2	580351	L= 1.285
2.0 Turbo	108	06/95→04/03		→ 12/97; Scheibenbremse; 		24.3727-0311.2	580311	L= 1.333
2.1 Turbo D 12V	80	06/95→02/99		→ 12/97; Scheibenbremse; 		24.3727-0330.2	580330	L= 1.313
3.0 i 24V	140	01/97→04/03		→ 12/97; Scheibenbremse; 		24.3727-0330.2	580330	L= 1.313
CITROËN - XANTIA Break (X1_, X2_) 06/95→04/03								
 Seilzug, Feststellbremse								
1.8 i	66 - 74	06/95→04/03		→ 12/97; Scheibenbremse; 		24.3727-0311.2	580311	L= 1.333
1.8 i 16V	81	06/95→04/03		→ 12/97; Scheibenbremse; Schaltgetriebe; 		24.3727-0312.2	580312	L= 1.262
1.9 SD	55	04/97→04/03						
1.9 Turbo D	66	06/95→04/03		→ 12/97; Scheibenbremse; Automatikgetriebe; 		24.3727-0351.2	580351	L= 1.285
2.0 i	89	06/95→04/03						
2.0 i 16V	97	06/95→04/03						
2.0 HDI 109	80	02/99→04/03		→ 09/01; Scheibenbremse; 		24.3727-0311.2	580311	L= 1.333
2.0 HDI 90	66	03/99→04/03		→ 09/01; Scheibenbremse; 		24.3727-0330.2	580330	L= 1.313
2.0 Turbo	108	06/95→04/03		→ 12/97; Scheibenbremse; 		24.3727-0311.2	580311	L= 1.333
2.1 Turbo D 12V	80	06/96→02/99		→ 12/97; Scheibenbremse; 		24.3727-0330.2	580330	L= 1.313
3.0 V6	140	01/98→04/03		→ 09/01; Scheibenbremse; 		24.3727-0330.2	580330	L= 1.313
CITROËN - XM (Y4) 05/94→10/00								
 Seilzug, Feststellbremse								
2.0 i 16V	97	05/94→10/00		Scheibenbremse; 		24.3727-0308.2	580308	L= 1.230
2.0 Turbo	108	05/94→10/00						
2.1 TD 12V	80	05/94→10/00		Scheibenbremse; 		24.3727-0309.2	580309	L= 1.030
2.5 TD	95	05/94→10/00						
3.0 V6	123 - 140	05/94→10/00						
3.0 V6 24V	147	05/94→10/00		für Rechtslenker; Scheibenbremse; 		24.3727-0308.2	580308	L= 1.230
CITROËN - XSARA (N1) 04/97→12/05								
 Radbremszylinder								
1.4 HDi	50	01/03→03/05	➡		2	24.3220-1717.3	020430	TRW ALU
1.4 i	55	04/97→03/05	➡	→ 08/00; - ABS; 		24.3220-1615.3	020242	TRW GG
1.9 D	51	07/98→03/05				24.3220-1617.3	020244	BDX GG
→								










	kw			 	! #		
CITROËN - XSARA (N1) 04/97→12/05							
 Radbremszylinder							
1.4 i 1.9 D	55 51	04/97→03/05 07/98→03/05	➡	→ 08/00; - ABS; 		24.3220-1616.3 020243	TRW GG
						24.3220-1618.3 020245	BDX GG
			➡	→ 08/00; + ABS	2	24.3220-1711.3 020409	TRW GG
			➡	09/00→; →Orga 08728	2	24.3220-1711.3 020409	TRW GG
1.4 LPG	55	05/98→08/00	➡	- ABS; 		24.3220-1615.3 020242	TRW GG
						24.3220-1617.3 020244	BDX GG
			➡	- ABS; 		24.3220-1616.3 020243	TRW GG
			➡	+ ABS	2	24.3220-1711.3 020409	TRW GG
1.5 D 1.6 i 1.8 D 1.8 i 1.8 i Aut. 1.9 D	42 65 43 66 74 50	04/97→09/00 04/97→09/00 04/97→09/00 04/97→09/00 04/97→09/00 04/97→09/00	➡	→ 08/00; - ABS; 		24.3220-1615.3 020242	TRW GG
						24.3220-1617.3 020244	BDX GG
			➡	→ 08/00; - ABS; 		24.3220-1616.3 020243	TRW GG
			➡	→ 08/00; + ABS	2	24.3220-1711.3 020409	TRW GG
1.9 D	52	04/00→04/05	➡	→ 08/00; - ABS; 		24.3220-1615.3 020242	TRW GG
						24.3220-1617.3 020244	BDX GG
			➡	→ 08/00; - ABS; 		24.3220-1616.3 020243	TRW GG
						24.3220-1618.3 020245	BDX GG
			➡	→ 08/00; + ABS	2	24.3220-1711.3 020409	TRW GG
1.9 SD 1.9 TD	55 66	01/98→09/00 04/97→09/00	➡	→ 08/00; + ABS	2	24.3220-1711.3 020409	TRW GG
Zubehörsatz, Bremsbacken							
1.4 HDi	50	01/03→03/05	➡			03.0137-9158.2 669158	TRW
1.4 i 1.9 D	55 51	04/97→03/05 07/98→03/05	➡	→ 08/00; - ABS		03.0137-9086.2 669086	BDX
						03.0137-9175.2 669175	TRW
			➡	→ 08/00; + ABS		03.0137-9158.2 669158	TRW
1.4 LPG	55	05/98→08/00	➡	09/00→		03.0137-9158.2 669158	TRW
			➡	+ ABS		03.0137-9158.2 669158	TRW
1.5 D 1.6 i 1.8 D 1.8 i 1.8 i Aut. 1.9 D	42 65 43 66 74 50	04/97→09/00 04/97→09/00 04/97→09/00 04/97→09/00 04/97→09/00 04/97→09/00	➡	→ 08/00; - ABS		03.0137-9086.2 669086	BDX
						03.0137-9175.2 669175	TRW
			➡	→ 08/00; + ABS		03.0137-9158.2 669158	TRW
			➡				
1.9 D	52	04/00→04/05	➡	→ 08/00; - ABS		03.0137-9086.2 669086	BDX
						03.0137-9175.2 669175	TRW
			➡	→ 08/00; + ABS		03.0137-9158.2 669158	TRW
1.9 SD 1.9 TD	55 66	01/98→09/00 04/97→09/00	➡	09/00→ 03/05		03.0137-9158.2 669158	TRW
			➡	→ 08/00		03.0137-9158.2 669158	TRW
 Bremstrommel							
1.4 HDi	50	01/03→03/05	➡			24.0220-3014.1 480090	Ø 247 x 46,5 / 204,5 - RLG / - ABS Ring
1.4 i 1.9 D	55 51	04/97→03/05 07/98→03/05	➡	→ 08/00; - ABS		24.0218-0016.1 480011	Ø 212 x 44,5 / 181 - RLG / - ABS Ring
						24.0218-0716.2 480203	Ø 212 x 44,5 / 181 + RLG / - ABS Ring
			➡	→ 08/00; + ABS		24.0220-3014.1 480090	Ø 247 x 46,5 / 204,5 - RLG / - ABS Ring
1.4 LPG	55	05/98→08/00	➡	09/00→		24.0220-3014.1 480090	Ø 247 x 46,5 / 204,5 - RLG / - ABS Ring
			➡	- ABS		24.0218-0016.1 480011	Ø 212 x 44,5 / 181 - RLG / - ABS Ring
						24.0218-0716.2 480203	Ø 212 x 44,5 / 181 + RLG / - ABS Ring
→							










	kw			 	! #		
CITROËN - XSARA (N1) 04/97→12/05							
Bremstrommel							
1.4 LPG	55	05/98→08/00	➡	+ ABS		24.0220-3014.1 480090	Ø 247 x 46,5 / 204,5 - RLG / - ABS Ring
1.5 D	42	04/97→09/00	➡	→ 08/00; - ABS		24.0218-0016.1 480011	Ø 212 x 44,5 / 181 - RLG / - ABS Ring
1.6 i	65	04/97→09/00					
1.8 D	43	04/97→09/00				24.0218-0716.2 480203	Ø 212 x 44,5 / 181 + RLG / - ABS Ring
1.8 i	66	04/97→09/00					
1.8 i Aut.	74	04/97→09/00					
1.9 D	50	04/97→09/00	➡	→ 08/00; + ABS		24.0220-3014.1 480090	Ø 247 x 46,5 / 204,5 - RLG / - ABS Ring
1.9 D	52	04/00→04/05	➡	→ 08/00; - ABS		24.0218-0016.1 480011	Ø 212 x 44,5 / 181 - RLG / - ABS Ring
						24.0218-0716.2 480203	Ø 212 x 44,5 / 181 + RLG / - ABS Ring
			➡	→ 08/00; + ABS		24.0220-3014.1 480090	Ø 247 x 46,5 / 204,5 - RLG / - ABS Ring
			➡	09/00→ 03/05		24.0220-3014.1 480090	Ø 247 x 46,5 / 204,5 - RLG / - ABS Ring
1.9 SD	55	01/98→09/00	➡	→ 08/00		24.0220-3014.1 480090	Ø 247 x 46,5 / 204,5 - RLG / - ABS Ring
1.9 TD	66	04/97→09/00					
Bremsbackensatz							
1.4 HDi	50	01/03→03/05	➡			03.0137-0312.2 650312	TRW Ø 203 x 38
1.4 i	55	04/97→03/05	➡	→ 08/00; - ABS		03.0137-0197.2 650197	TRW Ø 180 x 32 + HEB
1.9 D	51	07/98→03/05				03.0137-0261.2 650261	BDX Ø 180 x 32
						03.0520-2520.3 692520	TRW Ø 180 x 32 + RZ / + Zub TopKit
						03.0520-2620.3 692620	BDX Ø 180 x 32 + RZ / + Zub TopKit
						03.0525-0004.3 EQ0004	TRW Ø 180 x 32 - RZ / + Zub Easy Quick
			➡	→ 08/00; + ABS		03.0137-0312.2 650312	TRW Ø 203 x 38
			➡	09/00→		03.0137-0312.2 650312	TRW Ø 203 x 38
			➡	→Orga 08210; + ABS		03.0520-5720.3 695720	TRW Ø 203 x 39 + RZ / + Zub TopKit
			➡	Orga 08211→; → 08/00; + ABS		03.0520-6420.3 696420	TRW Ø 203 x 39 + RZ / + Zub TopKit
1.4 LPG	55	05/98→08/00	➡	- ABS		03.0137-0197.2 650197	TRW Ø 180 x 32 + HEB
						03.0137-0261.2 650261	BDX Ø 180 x 32
						03.0520-2520.3 692520	TRW Ø 180 x 32 + RZ / + Zub TopKit
						03.0520-2620.3 692620	BDX Ø 180 x 32 + RZ / + Zub TopKit
						03.0525-0004.3 EQ0004	TRW Ø 180 x 32 - RZ / + Zub Easy Quick
			➡	+ ABS		03.0137-0312.2 650312	TRW Ø 203 x 38
			➡	→Orga 08210; + ABS		03.0520-5720.3 695720	TRW Ø 203 x 39 + RZ / + Zub TopKit
			➡	Orga 08211→; + ABS		03.0520-6420.3 696420	TRW Ø 203 x 39 + RZ / + Zub TopKit
1.5 D	42	04/97→09/00	➡	→ 08/00; - ABS		03.0137-0197.2 650197	TRW Ø 180 x 32 + HEB
1.6 i	65	04/97→09/00				03.0137-0261.2 650261	BDX Ø 180 x 32
1.8 D	43	04/97→09/00				03.0520-2520.3 692520	TRW Ø 180 x 32 + RZ / + Zub TopKit
1.8 i	66	04/97→09/00					
1.9 D	50	04/97→09/00				03.0520-2620.3 692620	BDX Ø 180 x 32 + RZ / + Zub TopKit
						03.0525-0004.3 EQ0004	TRW Ø 180 x 32 - RZ / + Zub Easy Quick
			➡	→ 08/00; + ABS		03.0137-0312.2 650312	TRW Ø 203 x 38
			➡	→Orga 08210; + ABS		03.0520-5720.3 695720	TRW Ø 203 x 39 + RZ / + Zub TopKit
			➡	Orga 08211→; → 08/00; + ABS		03.0520-6420.3 696420	TRW Ø 203 x 39 + RZ / + Zub TopKit
1.8 i Aut.	74	04/97→09/00	➡	→ 08/00; - ABS		03.0137-0197.2 650197	TRW Ø 180 x 32 + HEB
						03.0137-0261.2 650261	BDX Ø 180 x 32
						03.0520-2520.3 692520	TRW Ø 180 x 32 + RZ / + Zub TopKit
						03.0520-2620.3 692620	BDX Ø 180 x 32 + RZ / + Zub TopKit
→							

	kw					! #		
CITROËN - XSARA (N1) 04/97→12/05								
 Bremsbackensatz								
1.8 i Aut.	74	04/97→09/00	➡	→ 08/00; - ABS			03.0525-0004.3 EQ0004	TRW Ø 180 x 32 - RZ / + Zub Easy Quick
			➡	→ 08/00; + ABS			03.0137-0312.2 650312	TRW Ø 203 x 38
							03.0520-5720.3 695720	TRW Ø 203 x 39 + RZ / + Zub TopKit
							03.0520-6420.3 696420	TRW Ø 203 x 39 + RZ / + Zub TopKit
1.9 D	52	04/00→04/05	➡	→ 08/00; - ABS			03.0137-0197.2 650197	TRW Ø 180 x 32 + HEB
							03.0137-0261.2 650261	BDX Ø 180 x 32
							03.0520-2520.3 692520	TRW Ø 180 x 32 + RZ / + Zub TopKit
							03.0520-2620.3 692620	BDX Ø 180 x 32 + RZ / + Zub TopKit
							03.0525-0004.3 EQ0004	TRW Ø 180 x 32 - RZ / + Zub Easy Quick
			➡	→ 08/00; + ABS			03.0137-0312.2 650312	TRW Ø 203 x 38
			➡	09/00→ 03/05			03.0137-0312.2 650312	TRW Ø 203 x 38
➡	→Orga 08210; + ABS			03.0520-5720.3 695720	TRW Ø 203 x 39 + RZ / + Zub TopKit			
➡	Orga 08211→; → 08/00; + ABS			03.0520-6420.3 696420	TRW Ø 203 x 39 + RZ / + Zub TopKit			
1.9 SD	55	01/98→09/00	➡	→ 08/00			03.0137-0312.2 650312	TRW Ø 203 x 38
			➡	→Orga 08210			03.0520-5720.3 695720	TRW Ø 203 x 39 + RZ / + Zub TopKit
			➡	Orga 08211→; → 08/00			03.0520-6420.3 696420	TRW Ø 203 x 39 + RZ / + Zub TopKit
1.9 TD	66	04/97→09/00	➡	→ 08/00			03.0137-0312.2 650312	TRW Ø 203 x 38
			➡	→ 08/00; - ABS			03.0520-5720.3 695720	TRW Ø 203 x 39 + RZ / + Zub TopKit
			➡	→Orga 08210; + ABS			03.0520-5720.3 695720	TRW Ø 203 x 39 + RZ / + Zub TopKit
			➡	Orga 08211→; → 08/00; + ABS			03.0520-6420.3 696420	TRW Ø 203 x 39 + RZ / + Zub TopKit
 Seilzug, Feststellbremse								
1.4 HDi	50	01/03→03/05		Trommelbremse; <input type="checkbox"/>			24.3727-0322.2 580322	L= 1.591
1.4 i	55	04/97→03/05		Trommelbremse; <input type="checkbox"/>			24.3727-0323.2 580323	L= 1.500
1.4 LPG	55	05/98→08/00						
1.9 D	51	07/98→03/05						
1.5 D	42	04/97→09/00		→ 08/00; Trommelbremse; <input type="checkbox"/>			24.3727-0322.2 580322	L= 1.591
1.6 i	65	04/97→09/00						
1.8 D	43	04/97→09/00		→ 08/00; Trommelbremse; <input type="checkbox"/>			24.3727-0323.2 580323	L= 1.500
1.8 i	66	04/97→09/00						
1.9 D	50	04/97→09/00						
1.9 SD	55	01/98→09/00						
1.9 TD	66	04/97→09/00						
1.6 16V	80	09/00→03/05		Scheibenbremse; <input type="checkbox"/>			24.3727-0326.2 580326	L= 1.635
1.8 BiFuel	82	07/97→08/00						
2.0 16V	100	09/00→03/05		Scheibenbremse; <input type="checkbox"/>			24.3727-0327.2 580327	L= 1.545
2.0 HDi 109	80	05/01→03/05						
2.0 HDi 90	66	02/99→03/05						
1.8 i 16V	81	04/97→09/00		→ 08/00; Scheibenbremse; <input type="checkbox"/>			24.3727-0326.2 580326	L= 1.635
2.0 16V	97	07/98→09/00		→ 08/00; Scheibenbremse; <input type="checkbox"/>			24.3727-0327.2 580327	L= 1.545
1.8 i Aut.	74	04/97→09/00		→ 08/00; Trommelbremse; <input type="checkbox"/>			24.3727-0322.2 580322	L= 1.591
				→ 08/00; Trommelbremse; <input type="checkbox"/>			24.3727-0323.2 580323	L= 1.500
				→ 08/00; Scheibenbremse; <input type="checkbox"/>			24.3727-0326.2 580326	L= 1.635
				→ 08/00; Scheibenbremse; <input type="checkbox"/>			24.3727-0327.2 580327	L= 1.545
1.9 D	52	04/00→04/05		→ 03/05; Trommelbremse; <input type="checkbox"/>			24.3727-0322.2 580322	L= 1.591
				→ 03/05; Trommelbremse; <input type="checkbox"/>			24.3727-0323.2 580323	L= 1.500
CITROËN - XSARA Break (N2) 10/97→03/10								
 Radbremsszylinder								
1.4 HDi	50	01/03→08/05	➡			2	24.3222-1714.3 020432	BDX GG
1.4 i	55	10/97→08/05	➡	→ 08/00; - ABS		2	24.3220-1702.3 020375	BDX GG
1.9 D	51	07/98→08/05	➡	→ 08/00; + ABS		2	24.3222-1714.3 020432	BDX GG
			➡	09/00→		2	24.3222-1714.3 020432	BDX GG
1.5 D	42	10/97→09/00	➡	→ 08/00; - ABS		2	24.3220-1702.3 020375	BDX GG
1.6 i	65	10/97→09/00						
→								

























	kw					! #			
CITROËN - XSARA Break (N2) 10/97→03/10									
 Radbremszylinder									
1.8 D 1.9 D	43 50	10/97→09/00 10/97→09/00	➔	→ 08/00; + ABS	2	24.3222-1714.3	020432	BDX GG	
1.8 i 1.8 i Aut. 1.9 D 1.9 TD	66 74 55 66	10/97→09/00 10/97→09/00 01/98→09/00 10/97→09/00	➔	→ 08/00	2	24.3222-1714.3	020432	BDX GG	
Zubehörsatz, Bremsbacken									
1.4 HDi 1.4 i 1.9 D	50 55 51	01/03→08/05 10/97→08/05 07/98→08/05	➔			03.0137-9228.2	669228	BDX	
1.5 D 1.6 i 1.8 D 1.8 i 1.8 i Aut. 1.9 D 1.9 TD	42 65 43 66 74 50 - 55 66	10/97→09/00 10/97→09/00 10/97→09/00 10/97→09/00 10/97→09/00 10/97→09/00 10/97→09/00	➔	→ 08/00		03.0137-9228.2	669228	BDX	
 Bremstrommel									
1.4 HDi 1.4 i 1.9 D	50 55 51	01/03→08/05 10/97→08/05 07/98→08/05	➔			24.0222-8017.1	480071	Ø 274 x 50,8 / 230	
1.5 D 1.6 i 1.8 D 1.8 i 1.8 i Aut. 1.9 D 1.9 TD	42 65 43 66 74 50 - 55 66	10/97→09/00 10/97→09/00 10/97→09/00 10/97→09/00 10/97→09/00 10/97→09/00 10/97→09/00	➔	→ 08/00		24.0222-8017.1	480071	Ø 274 x 50,8 / 230	
 Bremsbackensatz									
1.4 HDi	50	01/03→08/05	➔			03.0137-0370.2	650370	BDX Ø 229 x 42 + HEB	
1.4 i 1.9 D	55 51	10/97→08/05 07/98→08/05	➔			03.0137-0370.2	650370	BDX Ø 229 x 42 + HEB	
			➔	→ 08/00; + ABS		03.0520-5822.3	695822	BDX Ø 229 x 42 + RZ / + Zub TopKit	
			➔	→ 09/00→		03.0520-5822.3	695822	BDX Ø 229 x 42 + RZ / + Zub TopKit	
			➔	→ 08/00; - ABS		03.0520-6720.3	696720	BDX Ø 229 x 42 + RZ / + Zub TopKit	
1.5 D 1.6 i 1.8 D 1.9 D	42 65 43 50	10/97→09/00 10/97→09/00 10/97→09/00 10/97→09/00	➔	→ 08/00		03.0137-0370.2	650370	BDX Ø 229 x 42 + HEB	
			➔	→ 08/00; + ABS		03.0520-5822.3	695822	BDX Ø 229 x 42 + RZ / + Zub TopKit	
			➔	→ 08/00; - ABS		03.0520-6720.3	696720	BDX Ø 229 x 42 + RZ / + Zub TopKit	
1.8 i 1.8 i Aut. 1.9 D 1.9 TD	66 74 55 66	10/97→09/00 10/97→09/00 01/98→09/00 10/97→09/00	➔	→ 08/00		03.0137-0370.2	650370	BDX Ø 229 x 42 + HEB	
			➔			03.0520-5822.3	695822	BDX Ø 229 x 42 + RZ / + Zub TopKit	
			➔			03.0520-5822.3	695822	BDX Ø 229 x 42 + RZ / + Zub TopKit	
			➔			03.0520-5822.3	695822	BDX Ø 229 x 42 + RZ / + Zub TopKit	
 Seilzug, Feststellbremse									
1.4 HDi 1.4 i 1.9 D	50 55 51	01/03→08/05 10/97→08/05 07/98→08/05		Trommelbremse; <input type="checkbox"/>		24.3727-0337.2	580337	L= 1.610	
1.5 D 1.6 i 1.8 D 1.8 i 1.9 D 1.9 TD	42 65 43 66 50 - 55 66	10/97→09/00 10/97→09/00 10/97→09/00 10/97→09/00 10/97→09/00 10/97→09/00		→ 08/00; Trommelbremse; <input type="checkbox"/>		24.3727-0337.2	580337	L= 1.610	
				→ 08/00; Trommelbremse; <input type="checkbox"/>		24.3727-0338.2	580338	L= 1.520	
1.6 16V 1.8 LPG 2.0 16V 2.0 HDi 109 2.0 HDi 90	80 81 100 80 66	09/00→08/05 05/98→08/00 09/00→08/05 05/01→08/05 02/99→08/05		Scheibenbremse; <input type="checkbox"/>		24.3727-0326.2	580326	L= 1.635	
				Scheibenbremse; <input type="checkbox"/>		24.3727-0327.2	580327	L= 1.545	
1.8 i 16V 2.0 16V 1.8 i Aut.	81 97 74	10/97→09/00 07/98→09/00 10/97→09/00		→ 08/00; Scheibenbremse; <input type="checkbox"/>		24.3727-0326.2	580326	L= 1.635	
				→ 08/00; Scheibenbremse; <input type="checkbox"/>		24.3727-0327.2	580327	L= 1.545	
				→ 08/00; Trommelbremse; <input type="checkbox"/>		24.3727-0337.2	580337	L= 1.610	











	kw					! #		
CITROËN - XSARA Break (N2) 10/97→03/10								
 Seilzug, Feststellbremse								
1.8 i Aut.	74	10/97→09/00		→ 08/00; Trommelbremse; <input type="checkbox"/>		24.3727-0338.2	580338	L= 1.520
CITROËN - XSARA Coupe (N0) 01/98→04/05								
 Radbremszylinder								
1.4 HDi	50	01/03→03/05	➡		2	24.3220-1717.3	020430	TRW ALU
1.4 i	55	03/98→03/05	➡	→ 08/00; - ABS; <input type="checkbox"/>		24.3220-1615.3	020242	TRW GG
						24.3220-1617.3	020244	BDX GG
			➡	→ 08/00; - ABS; <input type="checkbox"/>		24.3220-1616.3	020243	TRW GG
						24.3220-1618.3	020245	BDX GG
			➡	09/00→; →Orga 08728	2	24.3220-1711.3	020409	TRW GG
			➡	→Orga 08210; + ABS	2	24.3220-1711.3	020409	TRW GG
			➡	Orga 08211→; → 08/00; + ABS	2	24.3220-1717.3	020430	TRW ALU
➡	Orga 08729→	2	24.3220-1717.3	020430	TRW ALU			
1.6 i 1.8 i	65	02/98→09/00	➡	→ 08/00; - ABS; <input type="checkbox"/>		24.3220-1615.3	020242	TRW GG
	66	02/98→09/00				24.3220-1617.3	020244	BDX GG
1.8 i	74	02/98→09/00	➡	→ 08/00; - ABS; <input type="checkbox"/>		24.3220-1616.3	020243	TRW GG
						24.3220-1618.3	020245	BDX GG
			➡	→Orga 08210; + ABS	2	24.3220-1711.3	020409	TRW GG
			➡	Orga 08211→; → 08/00; + ABS	2	24.3220-1717.3	020430	TRW ALU
1.8 i	74	02/98→09/00	➡	→ 08/00; <input type="checkbox"/>		24.3220-1615.3	020242	TRW GG
						24.3220-1617.3	020244	BDX GG
			➡	→ 08/00; <input type="checkbox"/>		24.3220-1616.3	020243	TRW GG
			24.3220-1618.3	020245	BDX GG			
➡	→ 08/00; + ABS	2	24.3220-1711.3	020409	TRW GG			
			24.3220-1717.3	020430	TRW ALU			
1.9 D	50	02/98→09/00	➡	→ 08/00; - ABS; <input type="checkbox"/>		24.3220-1615.3	020242	TRW GG
						24.3220-1617.3	020244	BDX GG
			➡	→ 08/00; - ABS; <input type="checkbox"/>		24.3220-1616.3	020243	TRW GG
						24.3220-1618.3	020245	BDX GG
➡	→ 08/00; + ABS	2	24.3220-1717.3	020430	TRW ALU			
1.9 D	51	02/99→03/05	➡	→ 08/00; - ABS; <input type="checkbox"/>		24.3220-1615.3	020242	TRW GG
						24.3220-1617.3	020244	BDX GG
			➡	→ 08/00; - ABS; <input type="checkbox"/>		24.3220-1616.3	020243	TRW GG
						24.3220-1618.3	020245	BDX GG
			➡	09/00→; →Orga 08728	2	24.3220-1711.3	020409	TRW GG
			➡	→ 08/00; + ABS	2	24.3220-1717.3	020430	TRW ALU
➡	Orga 08729→	2	24.3220-1717.3	020430	TRW ALU			
1.9 D	55	02/98→05/99	➡	- ABS; <input type="checkbox"/>		24.3220-1615.3	020242	TRW GG
						24.3220-1617.3	020244	BDX GG
			➡	- ABS; <input type="checkbox"/>		24.3220-1616.3	020243	TRW GG
			24.3220-1618.3	020245	BDX GG			
➡	+ ABS	2	24.3220-1717.3	020430	TRW ALU			
1.9 TD	66	02/98→09/00	➡	→ 08/00; - ABS	2	24.3220-1711.3	020409	TRW GG
			➡	→Orga 08210; + ABS	2	24.3220-1711.3	020409	TRW GG
			➡	Orga 08211→; → 08/00; + ABS	2	24.3220-1717.3	020430	TRW ALU
Zubehörsatz, Bremsbacken								
1.4 HDi	50	01/03→03/05	➡			03.0137-9158.2	669158	TRW
1.4 i 1.9 D	55 51	03/98→03/05 02/99→03/05	➡	→ 08/00; - ABS		03.0137-9086.2	669086	BDX
			➡	→ 08/00; + ABS		03.0137-9175.2	669175	TRW
			➡	09/00→		03.0137-9158.2	669158	TRW
1.6 i 1.8 i	65 66	02/98→09/00 02/98→09/00	➡	→ 08/00; - ABS		03.0137-9086.2	669086	BDX
						03.0137-9175.2	669175	TRW
1.9 D	74	02/98→09/00	➡	→ 08/00; + ABS		03.0137-9158.2	669158	TRW
1.9 D	55	02/98→05/99	➡	- ABS		03.0137-9086.2	669086	BDX
						03.0137-9175.2	669175	TRW
			➡	+ ABS		03.0137-9158.2	669158	TRW
→								













	kW					! #		
CITROËN - XSARA Coupe (N0) 01/98→04/05								
Zubehörsatz, Bremsbacken								
1.9 TD	66	02/98→09/00	➡	→ 08/00			03.0137-9158.2 669158	TRW
 Bremstrommel								
1.4 HDi	50	01/03→03/05	➡				24.0220-3014.1 480090	Ø 247 x 46,5 / 204,5 - RLG / - ABS Ring
1.4 i 1.9 D	55 51	03/98→03/05 02/99→03/05	➡	→ 08/00; - ABS			24.0218-0016.1 480011	Ø 212 x 44,5 / 181 - RLG / - ABS Ring
							24.0218-0716.2 480203	Ø 212 x 44,5 / 181 + RLG / - ABS Ring
				→ 08/00; + ABS			24.0220-3014.1 480090	Ø 247 x 46,5 / 204,5 - RLG / - ABS Ring
			➡	09/00→			24.0220-3014.1 480090	Ø 247 x 46,5 / 204,5 - RLG / - ABS Ring
1.6 i 1.8 i 1.9 D	65 66 - 74	02/98→09/00 02/98→09/00	➡	→ 08/00; - ABS			24.0218-0016.1 480011	Ø 212 x 44,5 / 181 - RLG / - ABS Ring
							24.0218-0716.2 480203	Ø 212 x 44,5 / 181 + RLG / - ABS Ring
			➡	→ 08/00; + ABS			24.0220-3014.1 480090	Ø 247 x 46,5 / 204,5 - RLG / - ABS Ring
1.9 D	55	02/98→05/99	➡	- ABS			24.0218-0016.1 480011	Ø 212 x 44,5 / 181 - RLG / - ABS Ring
							24.0218-0716.2 480203	Ø 212 x 44,5 / 181 + RLG / - ABS Ring
			➡	+ ABS			24.0220-3014.1 480090	Ø 247 x 46,5 / 204,5 - RLG / - ABS Ring
1.9 TD	66	02/98→09/00	➡	→ 08/00			24.0220-3014.1 480090	Ø 247 x 46,5 / 204,5 - RLG / - ABS Ring
 Bremsbackensatz								
1.4 HDi	50	01/03→03/05	➡				03.0137-0312.2 650312	TRW Ø 203 x 38
1.4 i	55	03/98→03/05	➡	→ 08/00; - ABS			03.0137-0197.2 650197	TRW Ø 180 x 32 + HEB
							03.0137-0261.2 650261	BDX Ø 180 x 32
							03.0520-2520.3 692520	TRW Ø 180 x 32 + RZ / + Zub TopKit
							03.0520-2620.3 692620	BDX Ø 180 x 32 + RZ / + Zub TopKit
							03.0525-0004.3 EQ0004	TRW Ø 180 x 32 - RZ / + Zub Easy Quick
			➡	→ 08/00; + ABS			03.0137-0312.2 650312	TRW Ø 203 x 38
			➡	09/00→			03.0137-0312.2 650312	TRW Ø 203 x 38
			➡	→Orga 08210; + ABS			03.0520-5720.3 695720	TRW Ø 203 x 39 + RZ / + Zub TopKit
			➡	Orga 08211→; → 08/00; + ABS			03.0520-6420.3 696420	TRW Ø 203 x 39 + RZ / + Zub TopKit
1.6 i 1.8 i	65 66	02/98→09/00 02/98→09/00	➡	→ 08/00; - ABS			03.0137-0197.2 650197	TRW Ø 180 x 32 + HEB
							03.0137-0261.2 650261	BDX Ø 180 x 32
							03.0520-2520.3 692520	TRW Ø 180 x 32 + RZ / + Zub TopKit
							03.0520-2620.3 692620	BDX Ø 180 x 32 + RZ / + Zub TopKit
			➡	→ 08/00; + ABS			03.0525-0004.3 EQ0004	TRW Ø 180 x 32 - RZ / + Zub Easy Quick
			➡	→ 08/00; + ABS			03.0137-0312.2 650312	TRW Ø 203 x 38
			➡	→Orga 08210; + ABS			03.0520-5720.3 695720	TRW Ø 203 x 39 + RZ / + Zub TopKit
			➡	Orga 08211→; → 08/00; + ABS			03.0520-6420.3 696420	TRW Ø 203 x 39 + RZ / + Zub TopKit
1.8 i	74	02/98→09/00	➡	→ 08/00; - ABS			03.0137-0197.2 650197	TRW Ø 180 x 32 + HEB
							03.0137-0261.2 650261	BDX Ø 180 x 32
							03.0520-2520.3 692520	TRW Ø 180 x 32 + RZ / + Zub TopKit
							03.0520-2620.3 692620	BDX Ø 180 x 32 + RZ / + Zub TopKit
							03.0525-0004.3 EQ0004	TRW Ø 180 x 32 - RZ / + Zub Easy Quick
			➡	→ 08/00; + ABS			03.0137-0312.2 650312	TRW Ø 203 x 38
							03.0520-5720.3 695720	TRW Ø 203 x 39 + RZ / + Zub TopKit
























	kw					! #			
CITROËN - XSARA Coupe (N0) 01/98→04/05									
 Bremsbackensatz									
1.8 i	74	02/98→09/00	➡	→ 08/00; + ABS			03.0520-6420.3 696420	TRW Ø 203 x 39 + RZ / + Zub TopKit	
1.9 D	50	02/98→09/00	➡	→ 08/00; - ABS			03.0137-0197.2 650197 03.0137-0261.2 650261 03.0520-2520.3 692520 03.0520-2620.3 692620 03.0525-0004.3 EQ0004	TRW Ø 180 x 32 + HEB BDX Ø 180 x 32 TRW Ø 180 x 32 + RZ / + Zub TopKit BDX Ø 180 x 32 + RZ / + Zub TopKit TRW Ø 180 x 32 - RZ / + Zub Easy Quick	
				➡	→ 08/00; + ABS			03.0137-0312.2 650312 03.0520-6420.3 696420	TRW Ø 203 x 38 TRW Ø 203 x 39 + RZ / + Zub TopKit
1.9 D	51	02/99→03/05	➡	→ 08/00; - ABS			03.0137-0197.2 650197 03.0137-0261.2 650261 03.0520-2520.3 692520 03.0520-2620.3 692620 03.0525-0004.3 EQ0004	TRW Ø 180 x 32 + HEB BDX Ø 180 x 32 TRW Ø 180 x 32 + RZ / + Zub TopKit BDX Ø 180 x 32 + RZ / + Zub TopKit TRW Ø 180 x 32 - RZ / + Zub Easy Quick	
				➡	→ 08/00; + ABS			03.0137-0312.2 650312 03.0520-6420.3 696420	TRW Ø 203 x 38 TRW Ø 203 x 39 + RZ / + Zub TopKit
				➡	09/00→			03.0137-0312.2 650312	TRW Ø 203 x 38
1.9 D	55	02/98→05/99	➡	- ABS			03.0137-0197.2 650197 03.0137-0261.2 650261 03.0520-2520.3 692520 03.0520-2620.3 692620 03.0525-0004.3 EQ0004	TRW Ø 180 x 32 + HEB BDX Ø 180 x 32 TRW Ø 180 x 32 + RZ / + Zub TopKit BDX Ø 180 x 32 + RZ / + Zub TopKit TRW Ø 180 x 32 - RZ / + Zub Easy Quick	
				➡	+ ABS			03.0137-0312.2 650312 03.0520-6420.3 696420	TRW Ø 203 x 38 TRW Ø 203 x 39 + RZ / + Zub TopKit
1.9 TD	66	02/98→09/00	➡	→ 08/00			03.0137-0312.2 650312	TRW Ø 203 x 38	
				➡	→ 08/00; - ABS			03.0520-5720.3 695720	TRW Ø 203 x 39 + RZ / + Zub TopKit
				➡	→ 08/00; + ABS			03.0520-6420.3 696420	TRW Ø 203 x 39 + RZ / + Zub TopKit
 Seilzug, Feststellbremse									
1.4 HDi	50	01/03→03/05		Trommelbremse; <input type="checkbox"/>			24.3727-0322.2 580322	L= 1.591	
1.4 i	55	03/98→03/05		Trommelbremse; <input type="checkbox"/>			24.3727-0323.2 580323	L= 1.500	
1.9 D	51 - 55	02/98→03/05		Trommelbremse; <input type="checkbox"/>					
1.6 16V	80	09/00→03/05		Scheibenbremse; <input type="checkbox"/>			24.3727-0326.2 580326	L= 1.635	
2.0 16V	100	09/00→03/05		Scheibenbremse; <input type="checkbox"/>			24.3727-0327.2 580327	L= 1.545	
2.0 HDi 109	80	05/01→03/05							
2.0 HDi 90	66	02/99→03/05							
2.0 i 16V	120	02/98→03/05							
1.6 i	65	02/98→09/00		→ 08/00; Trommelbremse; <input type="checkbox"/>			24.3727-0322.2 580322	L= 1.591	
1.8 i	66	02/98→09/00		→ 08/00; Trommelbremse; <input type="checkbox"/>			24.3727-0323.2 580323	L= 1.500	
1.9 D	50	02/98→09/00		→ 08/00; Trommelbremse; <input type="checkbox"/>					
1.9 TD	66	02/98→09/00		→ 08/00; Trommelbremse; <input type="checkbox"/>					
1.8 i	74	02/98→09/00	➡	→ 08/00; Trommelbremse; <input type="checkbox"/>			24.3727-0322.2 580322	L= 1.591	
				→ 08/00; Trommelbremse; <input type="checkbox"/>			24.3727-0323.2 580323	L= 1.500	
				→ 08/00; Scheibenbremse; <input type="checkbox"/>			24.3727-0326.2 580326	L= 1.635	
				→ 08/00; Scheibenbremse; <input type="checkbox"/>			24.3727-0327.2 580327	L= 1.545	
1.8 i 16V	81	02/98→09/00	➡	→ 08/00; Scheibenbremse; <input type="checkbox"/>			24.3727-0326.2 580326	L= 1.635	
				→ 08/00; Scheibenbremse; <input type="checkbox"/>			24.3727-0327.2 580327	L= 1.545	
1.8 LPG	82	01/98→08/00	➡	02/98→; Scheibenbremse; <input type="checkbox"/>			24.3727-0326.2 580326	L= 1.635	
				02/98→; Scheibenbremse; <input type="checkbox"/>			24.3727-0327.2 580327	L= 1.545	
CITROËN - XSARA Kasten/Kombi 05/98→08/05									
 Radbremszylinder									
1.4	55	09/00→03/05	➡				24.3222-1714.3 020432	BDX GG	
→									









	kw			 	! #		
CITROËN - XSARA Kasten/Kombi 05/98→08/05							
 Radbremszylinder							
1.8 D	43	05/98→05/99	➡	- ABS	24.3220-1702.3	020375	BDX GG
			➡	+ ABS	24.3222-1714.3	020432	BDX GG
1.9 D	51	06/99→08/05	➡	→ 08/00; - ABS	24.3220-1702.3	020375	BDX GG
			➡	→ 08/00; + ABS	24.3222-1714.3	020432	BDX GG
			➡	09/00→	24.3222-1714.3	020432	BDX GG
Zubehörsatz, Bremsbacken							
1.4	55	09/00→03/05	➡		03.0137-9228.2	669228	BDX
1.8 D	43	05/98→05/99					
1.9 D	51	06/99→08/05					
 Bremstrommel							
1.4	55	09/00→03/05	➡		24.0222-8017.1	480071	Ø 274 x 50,8 / 230
1.8 D	43	05/98→05/99					
1.9 D	51	06/99→08/05					
 Bremsbackensatz							
1.4	55	09/00→03/05	➡		03.0137-0370.2	650370	BDX Ø 229 x 42 + HEB
					03.0520-5822.3	695822	BDX Ø 229 x 42 + RZ / + Zub TopKit
1.8 D	43	05/98→05/99	➡		03.0137-0370.2	650370	BDX Ø 229 x 42 + HEB
			➡	+ ABS	03.0520-5822.3	695822	BDX Ø 229 x 42 + RZ / + Zub TopKit
			➡	- ABS	03.0520-6720.3	696720	BDX Ø 229 x 42 + RZ / + Zub TopKit
1.9 D	51	06/99→08/05	➡		03.0137-0370.2	650370	BDX Ø 229 x 42 + HEB
			➡	→ 08/00; + ABS	03.0520-5822.3	695822	BDX Ø 229 x 42 + RZ / + Zub TopKit
			➡	09/00→	03.0520-5822.3	695822	BDX Ø 229 x 42 + RZ / + Zub TopKit
			➡	→ 08/00; - ABS	03.0520-6720.3	696720	BDX Ø 229 x 42 + RZ / + Zub TopKit
 Seilzug, Feststellbremse							
1.4	55	09/00→03/05		Trommelbremse; <input type="checkbox"/>	24.3727-0337.2	580337	L= 1.610
1.8 D	43	05/98→05/99		Trommelbremse; <input type="checkbox"/>	24.3727-0338.2	580338	L= 1.520
1.9 D	51	06/99→08/05					
2.0 HDi	66	09/00→03/05		Scheibenbremse; <input type="checkbox"/>	24.3727-0326.2	580326	L= 1.635
				Scheibenbremse; <input type="checkbox"/>	24.3727-0327.2	580327	L= 1.545
CITROËN - XSARA Kasten/Schrägheck (N3_) 05/98→03/05							
 Radbremszylinder							
1.4	55	05/98→10/04	➡	→ 08/00; - ABS; <input type="checkbox"/>	24.3220-1615.3	020242	TRW GG
1.9 D	51	06/99→03/05	➡	→ 08/00; - ABS; <input type="checkbox"/>	24.3220-1617.3	020244	BDX GG
			➡	→ 08/00; - ABS; <input type="checkbox"/>	24.3220-1616.3	020243	TRW GG
			➡	→ 08/00; - ABS; <input type="checkbox"/>	24.3220-1618.3	020245	BDX GG
			➡	09/00→; →Orga 08728	24.3220-1711.3	020409	TRW GG
			➡	→ 08/00; + ABS	24.3220-1711.3	020409	TRW GG
			➡	Orga 08729→	24.3220-1717.3	020430	TRW ALU
1.4 LPG	55	06/99→08/00	➡	- ABS; <input type="checkbox"/>	24.3220-1615.3	020242	TRW GG
			➡	- ABS; <input type="checkbox"/>	24.3220-1617.3	020244	BDX GG
			➡	- ABS; <input type="checkbox"/>	24.3220-1616.3	020243	TRW GG
			➡	- ABS; <input type="checkbox"/>	24.3220-1618.3	020245	BDX GG
			➡	+ ABS	24.3220-1711.3	020409	TRW GG
			➡	Orga 08729→	24.3220-1717.3	020430	TRW ALU
1.8 D	43	05/98→05/99	➡	- ABS; <input type="checkbox"/>	24.3220-1615.3	020242	TRW GG
			➡	- ABS; <input type="checkbox"/>	24.3220-1617.3	020244	BDX GG
			➡	- ABS; <input type="checkbox"/>	24.3220-1616.3	020243	TRW GG
			➡	- ABS; <input type="checkbox"/>	24.3220-1618.3	020245	BDX GG
			➡	+ ABS	24.3220-1711.3	020409	TRW GG
1.9 D	65	05/98→08/00	➡	+ ABS	24.3220-1711.3	020409	TRW GG
Zubehörsatz, Bremsbacken							
1.4	55	05/98→10/04	➡	→ 08/00; - ABS	03.0137-9086.2	669086	BDX
→							










	kW					! #		
CITROËN - XSARA Kasten/Schrägheck (N3_) 05/98→03/05								
Zubehörsatz, Bremsbacken								
1.9 D	51	06/99→03/05	➡	→ 08/00; - ABS			03.0137-9175.2 669175	TRW
			➡	→ 08/00; + ABS			03.0137-9158.2 669158	TRW
			➡	09/00→			03.0137-9158.2 669158	TRW
1.4 LPG 1.8 D	55 43	06/99→08/00 05/98→05/99	➡	- ABS			03.0137-9086.2 669086	BDX
			➡	+ ABS			03.0137-9175.2 669175	TRW
1.9 D	65	05/98→08/00	➡				03.0137-9158.2 669158	TRW
 Bremstrommel								
1.4 1.9 D	55 51	05/98→10/04 06/99→03/05	➡	→ 08/00; - ABS			24.0218-0016.1 480011	Ø 212 x 44,5 / 181 - RLG / - ABS Ring
			➡	→ 08/00; + ABS			24.0218-0716.2 480203	Ø 212 x 44,5 / 181 + RLG / - ABS Ring
			➡	09/00→			24.0220-3014.1 480090	Ø 247 x 46,5 / 204,5 - RLG / - ABS Ring
1.4 LPG 1.8 D	55 43	06/99→08/00 05/98→05/99	➡	- ABS			24.0218-0016.1 480011	Ø 212 x 44,5 / 181 - RLG / - ABS Ring
			➡	+ ABS			24.0218-0716.2 480203	Ø 212 x 44,5 / 181 + RLG / - ABS Ring
1.9 D	65	05/98→08/00	➡				24.0220-3014.1 480090	Ø 247 x 46,5 / 204,5 - RLG / - ABS Ring
 Bremsbackensatz								
1.4 1.9 D	55 51	05/98→10/04 06/99→03/05	➡	→ 08/00; - ABS			03.0137-0197.2 650197	TRW Ø 180 x 32 + HEB
							03.0137-0261.2 650261	BDX Ø 180 x 32
							03.0520-2520.3 692520	TRW Ø 180 x 32 + RZ / + Zub TopKit
							03.0520-2620.3 692620	BDX Ø 180 x 32 + RZ / + Zub TopKit
							03.0525-0004.3 EQ0004	TRW Ø 180 x 32 - RZ / + Zub Easy Quick
➡	→ 08/00; + ABS			03.0137-0312.2 650312	TRW Ø 203 x 38			
➡	09/00→			03.0137-0312.2 650312	TRW Ø 203 x 38			
➡	→Orga 08210; + ABS			03.0520-5720.3 695720	TRW Ø 203 x 39 + RZ / + Zub TopKit			
➡	Orga 08211→; → 08/00; + ABS			03.0520-6420.3 696420	TRW Ø 203 x 39 + RZ / + Zub TopKit			
1.4 LPG 1.8 D	55 43	06/99→08/00 05/98→05/99	➡	- ABS			03.0137-0197.2 650197	TRW Ø 180 x 32 + HEB
							03.0137-0261.2 650261	BDX Ø 180 x 32
							03.0520-2520.3 692520	TRW Ø 180 x 32 + RZ / + Zub TopKit
							03.0520-2620.3 692620	BDX Ø 180 x 32 + RZ / + Zub TopKit
							03.0525-0004.3 EQ0004	TRW Ø 180 x 32 - RZ / + Zub Easy Quick
➡	+ ABS			03.0137-0312.2 650312	TRW Ø 203 x 38			
➡	→Orga 08210; + ABS			03.0520-5720.3 695720	TRW Ø 203 x 39 + RZ / + Zub TopKit			
➡	Orga 08211→; + ABS			03.0520-6420.3 696420	TRW Ø 203 x 39 + RZ / + Zub TopKit			
1.9 D	65	05/98→08/00	➡				03.0137-0312.2 650312	TRW Ø 203 x 38
			➡	- ABS			03.0520-5720.3 695720	TRW Ø 203 x 39 + RZ / + Zub TopKit
			➡	→Orga 08210; + ABS			03.0520-5720.3 695720	TRW Ø 203 x 39 + RZ / + Zub TopKit
			➡	Orga 08211→; + ABS			03.0520-6420.3 696420	TRW Ø 203 x 39 + RZ / + Zub TopKit
 Seilzug, Feststellbremse								
1.4 1.4 LPG 1.8 D →	55 55 43	05/98→10/04 06/99→08/00 05/98→05/99		Trommelbremse; <input type="checkbox"/>			24.3727-0322.2 580322	L= 1.591
				Trommelbremse; <input type="checkbox"/>			24.3727-0323.2 580323	L= 1.500













	kw					! #		
CITROËN - XSARA Kasten/Schrägheck (N3_) 05/98→03/05								
 Seilzug, Feststellbremse								
1.9 D	51 - 65	05/98→03/05		Trommelbremse; <input type="checkbox"/>		24.3727-0322.2	580322	L= 1.591
				Trommelbremse; <input type="checkbox"/>		24.3727-0323.2	580323	L= 1.500
2.0 HDi	66	09/00→03/05		Scheibenbremse; <input type="checkbox"/>		24.3727-0326.2	580326	L= 1.635
				Scheibenbremse; <input type="checkbox"/>		24.3727-0327.2	580327	L= 1.545
CITROËN - XSARA PICASSO (N68) 09/99→06/12								
 Radbremszylinder								
1.6	65	12/99→09/01	➡	06/00→		2	24.3222-1734.3	020539 TRW ALU
1.6	67	06/02→08/05	➡			2	24.3222-1734.3	020539 TRW ALU
1.6 Chrono	74	04/01→10/04						
1.8 16V	85	02/00→08/05						
1.6	70	12/99→12/10	➡	09/00→ 03/10		2	24.3222-1734.3	020539 TRW ALU
2.0 HDi	66	12/99→12/11	➡	06/00→ 03/10		2	24.3222-1734.3	020539 TRW ALU
Zubehörsatz, Bremsbacken								
1.6	65	12/99→09/01	➡	06/00→			03.0137-9220.2	669220 TRW
1.6	67	06/02→08/05	➡				03.0137-9220.2	669220 TRW
1.6 Chrono	74	04/01→10/04						
1.8 16V	85	02/00→08/05						
1.6	70	12/99→12/10	➡	09/00→ 03/10			03.0137-9220.2	669220 TRW
2.0 HDi	66	12/99→12/11	➡	06/00→ 03/10			03.0137-9220.2	669220 TRW
 Bremstrommel								
1.6	65	12/99→09/01	➡	06/00→			24.0222-8017.1	480071 Ø 274 x 50,8 / 230
1.6	67	06/02→08/05	➡				24.0222-8017.1	480071 Ø 274 x 50,8 / 230
1.6 Chrono	74	04/01→10/04						
1.8 16V	85	02/00→08/05						
1.6	70	12/99→12/10	➡	09/00→ 03/10			24.0222-8017.1	480071 Ø 274 x 50,8 / 230
2.0 HDi	66	12/99→12/11	➡	06/00→ 03/10			24.0222-8017.1	480071 Ø 274 x 50,8 / 230
 Bremssackensatz								
1.6	65	12/99→09/01	➡	06/00→			03.0137-0341.2	650341 TRW Ø 229 x 42 + HEB
							03.0520-6322.3	696322 TRW Ø 229 x 42 + RZ / + Zub TopKit
							03.0525-0031.3	EQ0031 TRW Ø 229 x 42 - RZ / + Zub Easy Quick
1.6	67	06/02→08/05	➡				03.0137-0341.2	650341 TRW Ø 229 x 42 + HEB
1.6 Chrono	74	04/01→10/04					03.0520-6322.3	696322 TRW Ø 229 x 42 + RZ / + Zub TopKit
1.8 16V	85	02/00→08/05					03.0525-0031.3	EQ0031 TRW Ø 229 x 42 - RZ / + Zub Easy Quick
1.6	70	12/99→12/10	➡	09/00→ 03/10			03.0137-0341.2	650341 TRW Ø 229 x 42 + HEB
							03.0520-6322.3	696322 TRW Ø 229 x 42 + RZ / + Zub TopKit
							03.0525-0031.3	EQ0031 TRW Ø 229 x 42 - RZ / + Zub Easy Quick
2.0 HDi	66	12/99→12/11	➡	06/00→ 03/10			03.0137-0341.2	650341 TRW Ø 229 x 42 + HEB
							03.0520-6322.3	696322 TRW Ø 229 x 42 + RZ / + Zub TopKit
							03.0525-0031.3	EQ0031 TRW Ø 229 x 42 - RZ / + Zub Easy Quick
 Seilzug, Feststellbremse								
1.6	65	12/99→09/01		06/00→; Trommelbremse; <input type="checkbox"/>			24.3727-0332.2	580332 L= 1.864
1.6	67	06/02→08/05		Trommelbremse; <input type="checkbox"/>			24.3727-0332.2	580332 L= 1.864
1.6 Chrono	74	04/01→10/04						
1.6	70	12/99→12/10		09/00→ 03/10; Trommelbremse; <input type="checkbox"/>			24.3727-0332.2	580332 L= 1.864
1.6 16V	80	09/05→12/11		Scheibenbremse; <input type="checkbox"/>			24.3727-0333.2	580333 L= 1.860
1.6 16V LPG	80	06/04→12/10					24.3727-0353.2	580353 L= 1.860
				Scheibenbremse; <input type="checkbox"/>			24.3727-0334.2	580334 L= 1.948
							24.3727-0354.2	580354 L= 1.950
1.6 16V	81	06/05→09/06		09/05→; Scheibenbremse; <input type="checkbox"/>			24.3727-0333.2	580333 L= 1.860
							24.3727-0353.2	580353 L= 1.860
				09/05→; Scheibenbremse; <input type="checkbox"/>			24.3727-0334.2	580334 L= 1.948
							24.3727-0354.2	580354 L= 1.950
→								











	kw			 	! #		
CITROËN - XSARA PICASSO (N68) 09/99→06/12							
 Seilzug, Feststellbremse							
1.6 HDi	66-80	05/04→12/11		→ 03/10; Scheibenbremse; <input type="checkbox"/>		24.3727-0333.2 580333 24.3727-0353.2 580353	L= 1.860 L= 1.860
				→ 03/10; Scheibenbremse; <input type="checkbox"/>		24.3727-0334.2 580334 24.3727-0354.2 580354	L= 1.948 L= 1.950
1.8 16V 2.0	85-88	02/00→08/05 02/04→10/04		Trommelbremse; <input type="checkbox"/>		24.3727-0332.2 580332	L= 1.864
				Scheibenbremse; <input type="checkbox"/>		24.3727-0333.2 580333 24.3727-0353.2 580353	L= 1.860 L= 1.860
				Scheibenbremse; <input type="checkbox"/>		24.3727-0334.2 580334 24.3727-0354.2 580354	L= 1.948 L= 1.950
2.0 16V	100	01/03→06/12		→ 03/10; Trommelbremse; <input type="checkbox"/>		24.3727-0332.2 580332	L= 1.864
				→ 03/10; Scheibenbremse; <input type="checkbox"/>		24.3727-0333.2 580333 24.3727-0353.2 580353	L= 1.860 L= 1.860
				→ 03/10; Scheibenbremse; <input type="checkbox"/>		24.3727-0334.2 580334 24.3727-0354.2 580354	L= 1.948 L= 1.950
2.0 16V	101	12/99→11/11		01/03→ 03/10; Trommelbremse; <input type="checkbox"/>		24.3727-0332.2 580332	L= 1.864
				01/03→ 03/10; Scheibenbremse; <input type="checkbox"/>		24.3727-0333.2 580333 24.3727-0353.2 580353	L= 1.860 L= 1.860
				01/03→ 03/10; Scheibenbremse; <input type="checkbox"/>		24.3727-0334.2 580334 24.3727-0354.2 580354	L= 1.948 L= 1.950
2.0 HDi	66	12/99→12/11		06/00→ 03/10; Trommelbremse; <input type="checkbox"/>		24.3727-0332.2 580332	L= 1.864
				06/00→ 03/10; + ESP; Scheibenbremse; <input type="checkbox"/>		24.3727-0333.2 580333 24.3727-0353.2 580353	L= 1.860 L= 1.860
				06/00→ 03/10; + ESP; Scheibenbremse; <input type="checkbox"/>		24.3727-0334.2 580334 24.3727-0354.2 580354	L= 1.948 L= 1.950
CITROËN - ZX (N2) 03/91→07/99							
 Radbremszylinder							
1.1 1.4 1.4 i 1.6 i 1.9 D	44-55-55-65-47	03/91→06/97 03/91→06/97 03/91→06/97 03/91→06/97 03/91→06/97		→Orga 05718; - ABS; <input type="checkbox"/>		24.3220-1603.3 020230	BDX GG
				→Orga 05718; - ABS; <input type="checkbox"/>		24.3220-1604.3 020231	BDX GG
				→Orga 05718; - ABS; <input type="checkbox"/>		24.3220-1608.3 020235	TRW GG
				Orga 05719→; - ABS; <input type="checkbox"/>		24.3220-1615.3 020242 24.3220-1617.3 020244	TRW GG BDX GG
				Orga 05719→; - ABS; <input type="checkbox"/>		24.3220-1616.3 020243 24.3220-1618.3 020245	TRW GG BDX GG
				Orga 06749→; + ABS	2	24.3220-1711.3 020409	TRW GG
1.4 D 1.6	37-66	07/94→10/97 07/94→10/97		→Orga 05718; - ABS; <input type="checkbox"/>		24.3220-1603.3 020230	BDX GG
				→Orga 05718; - ABS; <input type="checkbox"/>		24.3220-1604.3 020231 24.3220-1608.3 020235	BDX GG TRW GG
				Orga 05719→; → 06/97; - ABS; <input type="checkbox"/>		24.3220-1615.3 020242 24.3220-1617.3 020244	TRW GG BDX GG
				Orga 05719→; → 06/97; - ABS; <input type="checkbox"/>		24.3220-1616.3 020243 24.3220-1618.3 020245	TRW GG BDX GG
				Orga 06749→; → 06/97; + ABS	2	24.3220-1711.3 020409	TRW GG
1.8	76	03/91→10/97		Orga 06749→; → 06/97; + ABS	2	24.3220-1711.3 020409	TRW GG
1.8	82	04/96→10/97		→ 06/97	2	24.3220-1711.3 020409	TRW GG
1.8 D 1.8 i	44-74	06/93→06/97 07/92→06/97		Orga 06749→; + ABS	2	24.3220-1711.3 020409	TRW GG
1.8 i 16V	81	01/96→06/97			2	24.3220-1711.3 020409	TRW GG
1.9 D	50	07/93→06/97		06/94→; →Orga 05718; - ABS; <input type="checkbox"/>		24.3220-1603.3 020230	BDX GG
				06/94→; →Orga 05718; - ABS; <input type="checkbox"/>		24.3220-1604.3 020231 24.3220-1608.3 020235	BDX GG TRW GG
				Orga 05719→; - ABS; <input type="checkbox"/>		24.3220-1615.3 020242 24.3220-1617.3 020244	TRW GG BDX GG
				Orga 05719→; - ABS; <input type="checkbox"/>		24.3220-1616.3 020243 24.3220-1618.3 020245	TRW GG BDX GG
				Orga 06749→; + ABS	2	24.3220-1711.3 020409	TRW GG
1.9 DT	65	07/94→10/97		→ 06/97; - ABS; <input type="checkbox"/>		24.3220-1615.3 020242 24.3220-1617.3 020244	TRW GG BDX GG
				→ 06/97; - ABS; <input type="checkbox"/>		24.3220-1616.3 020243 24.3220-1618.3 020245	TRW GG BDX GG
→							












	kw					! #		
CITROËN - ZX (N2) 03/91→07/99								
 Radbremszylinder								
1.9 DT	65	07/94→10/97	➡	Orga 06749→; → 06/97; + ABS	2	24.3220-1711.3	020409	TRW GG
1.9 TD	66	07/92→06/97	➡	- ABS; 		24.3220-1615.3	020242	TRW GG
						24.3220-1617.3	020244	BDX GG
			➡	- ABS; 		24.3220-1616.3	020243	TRW GG
						24.3220-1618.3	020245	BDX GG
			➡	Orga 06749→; + ABS	2	24.3220-1711.3	020409	TRW GG
Zubehörsatz, Bremsbacken								
1.1	44	03/91→06/97	➡	- ABS		03.0137-9086.2	669086	BDX
1.4	55	03/91→06/97				03.0137-9175.2	669175	TRW
1.4 i	55	03/91→06/97						
1.6 i	65	03/91→06/97	➡	Orga 06749→; + ABS		03.0137-9158.2	669158	TRW
1.8 D	44	06/93→06/97						
1.8 i	74	07/92→06/97						
1.9 D	47	03/91→06/97						
1.9 TD	66	07/92→06/97						
1.4 D	37	07/94→10/97	➡	→ 06/97; - ABS		03.0137-9086.2	669086	BDX
1.6	66	07/94→10/97				03.0137-9175.2	669175	TRW
1.8	76	03/91→10/97						
1.9 DT	65	07/94→10/97	➡	Orga 06749→; → 06/97; + ABS		03.0137-9158.2	669158	TRW
1.8	82	04/96→10/97	➡	→ 06/97		03.0137-9158.2	669158	TRW
1.8 i 16V	81	01/96→06/97	➡			03.0137-9158.2	669158	TRW
1.9 D	50	07/93→06/97	➡	06/94→; - ABS		03.0137-9086.2	669086	BDX
						03.0137-9175.2	669175	TRW
			➡	Orga 06749→; + ABS		03.0137-9158.2	669158	TRW
 Bremstrommel								
1.1	44	03/91→06/97	➡	- ABS		24.0218-0016.1	480011	Ø 212 x 44,5 / 181 - RLG / - ABS Ring
1.4	55	03/91→06/97						
1.4 i	55	03/91→06/97				24.0218-0716.2	480203	Ø 212 x 44,5 / 181 + RLG / - ABS Ring
1.6 i	65	03/91→06/97						
1.8 D	44	06/93→06/97						
1.8 i	74	07/92→06/97	➡	Orga 06749→; + ABS		24.0220-3014.1	480090	Ø 247 x 46,5 / 204,5 - RLG / - ABS Ring
1.9 D	47	03/91→06/97						
1.9 TD	66	07/92→06/97						
1.4 D	37	07/94→10/97	➡	→ 06/97; - ABS		24.0218-0016.1	480011	Ø 212 x 44,5 / 181 - RLG / - ABS Ring
1.6	66	07/94→10/97						
1.8	76	03/91→10/97				24.0218-0716.2	480203	Ø 212 x 44,5 / 181 + RLG / - ABS Ring
1.9 DT	65	07/94→10/97	➡	Orga 06749→; → 06/97; + ABS		24.0220-3014.1	480090	Ø 247 x 46,5 / 204,5 - RLG / - ABS Ring
1.8	82	04/96→10/97	➡	→ 06/97		24.0220-3014.1	480090	Ø 247 x 46,5 / 204,5 - RLG / - ABS Ring
1.8 i 16V	81	01/96→06/97	➡			24.0220-3014.1	480090	Ø 247 x 46,5 / 204,5 - RLG / - ABS Ring
1.9 D	50	07/93→06/97	➡	06/94→; - ABS		24.0218-0016.1	480011	Ø 212 x 44,5 / 181 - RLG / - ABS Ring
						24.0218-0716.2	480203	Ø 212 x 44,5 / 181 + RLG / - ABS Ring
			➡	Orga 06749→; + ABS		24.0220-3014.1	480090	Ø 247 x 46,5 / 204,5 - RLG / - ABS Ring
 Bremsbackensatz								
1.1	44	03/91→06/97	➡	- ABS		03.0137-0197.2	650197	TRW Ø 180 x 32 + HEB
1.4	55	03/91→06/97				03.0137-0261.2	650261	BDX Ø 180 x 32
1.4 i	55	03/91→06/97						
1.6 i	65	03/91→06/97	➡	Orga 06749→; + ABS		03.0137-0312.2	650312	TRW Ø 203 x 38
1.9 D	47	03/91→06/97				03.0520-5720.3	695720	TRW Ø 203 x 39 + RZ / + Zub TopKit
			➡	→Orga 05718; - ABS		03.0520-1820.3	691820	TRW Ø 180 x 32 + RZ / + Zub TopKit
						03.0525-0004.3	EQ0004	TRW Ø 180 x 32 - RZ / + Zub Easy Quick
			➡	Orga 05719→; - ABS		03.0520-2520.3	692520	TRW Ø 180 x 32 + RZ / + Zub TopKit
						03.0520-2620.3	692620	BDX Ø 180 x 32 + RZ / + Zub TopKit
						03.0525-0004.3	EQ0004	TRW Ø 180 x 32 - RZ / + Zub Easy Quick
1.4 D	37	07/94→10/97	➡	→ 06/97; - ABS		03.0137-0197.2	650197	TRW Ø 180 x 32 + HEB
1.6	66	07/94→10/97				03.0137-0261.2	650261	BDX Ø 180 x 32
→								












	kw			 	! #		
CITROËN - ZX (N2) 03/91→07/99							
 Bremsbackensatz							
1.4 D 1.6	37 66	07/94→10/97 07/94→10/97	➡	Orga 06749→; → 06/97; + ABS	03.0137-0312.2 650312	TRW Ø 203 x 38	
			➡	→Orga 05718; - ABS	03.0520-5720.3 695720	TRW Ø 203 x 39 + RZ / + Zub TopKit	
			➡	Orga 05719→; → 06/97; - ABS	03.0520-1820.3 691820	TRW Ø 180 x 32 + RZ / + Zub TopKit	
			➡		03.0525-0004.3 EQ0004	TRW Ø 180 x 32 - RZ / + Zub Easy Quick	
			➡		03.0520-2520.3 692520	TRW Ø 180 x 32 + RZ / + Zub TopKit	
			➡		03.0520-2620.3 692620	BDX Ø 180 x 32 + RZ / + Zub TopKit	
			➡		03.0525-0004.3 EQ0004	TRW Ø 180 x 32 - RZ / + Zub Easy Quick	
1.8	76	03/91→10/97	➡	→ 06/97; - ABS	03.0137-0197.2 650197	TRW Ø 180 x 32 + HEB	
			➡	Orga 06749→; → 06/97; + ABS	03.0137-0261.2 650261	BDX Ø 180 x 32	
			➡		03.0137-0312.2 650312	TRW Ø 203 x 38	
			➡		03.0520-5720.3 695720	TRW Ø 203 x 39 + RZ / + Zub TopKit	
1.8 D 1.8 i	44 74	06/93→06/97 07/92→06/97	➡	- ABS	03.0137-0197.2 650197	TRW Ø 180 x 32 + HEB	
			➡	Orga 06749→; + ABS	03.0137-0261.2 650261	BDX Ø 180 x 32	
			➡		03.0137-0312.2 650312	TRW Ø 203 x 38	
			➡		03.0520-5720.3 695720	TRW Ø 203 x 39 + RZ / + Zub TopKit	
1.8 i 16V	81	01/96→06/97	➡		03.0137-0312.2 650312	TRW Ø 203 x 38	
			➡		03.0520-5720.3 695720	TRW Ø 203 x 39 + RZ / + Zub TopKit	
			➡	06/94→; - ABS	03.0137-0197.2 650197	TRW Ø 180 x 32 + HEB	
			➡	Orga 06749→; + ABS	03.0137-0261.2 650261	BDX Ø 180 x 32	
			➡		03.0137-0312.2 650312	TRW Ø 203 x 38	
			➡		03.0520-5720.3 695720	TRW Ø 203 x 39 + RZ / + Zub TopKit	
1.9 D	50	07/93→06/97	➡	06/94→; - ABS	03.0137-0197.2 650197	TRW Ø 180 x 32 + HEB	
			➡	Orga 06749→; + ABS	03.0137-0261.2 650261	BDX Ø 180 x 32	
			➡	06/94→; →Orga 05718; - ABS	03.0137-0312.2 650312	TRW Ø 203 x 38	
			➡		03.0520-5720.3 695720	TRW Ø 203 x 39 + RZ / + Zub TopKit	
			➡		03.0520-1820.3 691820	TRW Ø 180 x 32 + RZ / + Zub TopKit	
			➡		03.0525-0004.3 EQ0004	TRW Ø 180 x 32 - RZ / + Zub Easy Quick	
			➡		03.0520-2520.3 692520	TRW Ø 180 x 32 + RZ / + Zub TopKit	
			➡		03.0520-2620.3 692620	BDX Ø 180 x 32 + RZ / + Zub TopKit	
			➡		03.0525-0004.3 EQ0004	TRW Ø 180 x 32 - RZ / + Zub Easy Quick	
1.9 DT	65	07/94→10/97	➡	→ 06/97; - ABS	03.0137-0197.2 650197	TRW Ø 180 x 32 + HEB	
			➡		03.0137-0261.2 650261	BDX Ø 180 x 32	
			➡		03.0520-2520.3 692520	TRW Ø 180 x 32 + RZ / + Zub TopKit	
			➡		03.0520-2620.3 692620	BDX Ø 180 x 32 + RZ / + Zub TopKit	
			➡		03.0525-0004.3 EQ0004	TRW Ø 180 x 32 - RZ / + Zub Easy Quick	
			➡	Orga 06749→; → 06/97; + ABS	03.0137-0312.2 650312	TRW Ø 203 x 38	
			➡		03.0520-5720.3 695720	TRW Ø 203 x 39 + RZ / + Zub TopKit	
1.9 TD	66	07/92→06/97	➡	- ABS	03.0137-0197.2 650197	TRW Ø 180 x 32 + HEB	
			➡		03.0137-0261.2 650261	BDX Ø 180 x 32	
			➡		03.0520-2520.3 692520	TRW Ø 180 x 32 + RZ / + Zub TopKit	
			➡		03.0520-2620.3 692620	BDX Ø 180 x 32 + RZ / + Zub TopKit	
			➡		03.0525-0004.3 EQ0004	TRW Ø 180 x 32 - RZ / + Zub Easy Quick	
			➡	Orga 06749→; + ABS	03.0137-0312.2 650312	TRW Ø 203 x 38	
			➡		03.0520-5720.3 695720	TRW Ø 203 x 39 + RZ / + Zub TopKit	
→							












	kw			 	! #		
CITROËN - ZX (N2) 03/91→07/99							
 Seilzug, Feststellbremse							
1.1	44	03/91→06/97		→Orga 07330; Scheibenbremse; <input type="checkbox"/>		24.3727-0304.2 580304	L= 1.612
1.4	55	03/91→06/97		→Orga 07330; Scheibenbremse; <input type="checkbox"/>		24.3727-0305.2 580305	L= 1.533
1.4 i	55	03/91→06/97		→Orga 07330; Scheibenbremse; <input type="checkbox"/>		24.3727-0305.2 580305	L= 1.533
1.6 i	65	03/91→06/97		→Orga 07330; Trommelbremse; <input type="checkbox"/>		24.3727-0306.2 580306	L= 1.493
1.8 D	44	06/93→06/97		→Orga 07330; Trommelbremse; <input type="checkbox"/>		24.3727-0307.2 580307	L= 1.585
1.8 i	74	07/92→06/97		→Orga 07330; Trommelbremse; <input type="checkbox"/>		24.3727-0307.2 580307	L= 1.585
1.8 i 16V	81	01/96→06/97		Orga 07331→; Trommelbremse; <input type="checkbox"/>		24.3727-0316.2 580316	L= 1.582
1.9	93	03/91→06/97		Orga 07331→; Trommelbremse; <input type="checkbox"/>		24.3727-0317.2 580317	L= 1.488
1.9 D	47	03/91→06/97		→Orga 07330; Scheibenbremse; <input type="checkbox"/>		24.3727-0304.2 580304	L= 1.612
1.9 i	88	03/91→06/97		→Orga 07330; Scheibenbremse; <input type="checkbox"/>		24.3727-0305.2 580305	L= 1.533
1.9 TD	66	07/92→06/97		→Orga 07330; Trommelbremse; <input type="checkbox"/>		24.3727-0306.2 580306	L= 1.493
2.0 i	89	07/92→06/97		→Orga 07330; Trommelbremse; <input type="checkbox"/>		24.3727-0307.2 580307	L= 1.585
2.0 i 16V	110 - 120	07/92→10/97		Orga 07331→; Trommelbremse; <input type="checkbox"/>		24.3727-0316.2 580316	L= 1.582
				Orga 07331→; Trommelbremse; <input type="checkbox"/>		24.3727-0317.2 580317	L= 1.488
1.4 D	37	07/94→10/97		→Orga 07330; Scheibenbremse; <input type="checkbox"/>		24.3727-0304.2 580304	L= 1.612
1.6	66	07/94→10/97		→Orga 07330; Scheibenbremse; <input type="checkbox"/>		24.3727-0305.2 580305	L= 1.533
1.8	76 - 82	03/91→10/97		→Orga 07330; Trommelbremse; <input type="checkbox"/>		24.3727-0306.2 580306	L= 1.493
1.9 DT	65	07/94→10/97		→Orga 07330; Trommelbremse; <input type="checkbox"/>		24.3727-0307.2 580307	L= 1.585
2.0	90	07/94→10/97		Orga 07331→; → 06/97; Trommelbremse; <input type="checkbox"/>		24.3727-0316.2 580316	L= 1.582
				Orga 07331→; → 06/97; Trommelbremse; <input type="checkbox"/>		24.3727-0317.2 580317	L= 1.488
1.9 D	50	07/93→06/97		06/94→; →Orga 07330; Scheibenbremse; <input type="checkbox"/>		24.3727-0304.2 580304	L= 1.612
				06/94→; →Orga 07330; Scheibenbremse; <input type="checkbox"/>		24.3727-0305.2 580305	L= 1.533
				06/94→; →Orga 07330; Trommelbremse; <input type="checkbox"/>		24.3727-0306.2 580306	L= 1.493
				06/94→; →Orga 07330; Trommelbremse; <input type="checkbox"/>		24.3727-0307.2 580307	L= 1.585
				Orga 07331→; Trommelbremse; <input type="checkbox"/>		24.3727-0316.2 580316	L= 1.582
				Orga 07331→; Trommelbremse; <input type="checkbox"/>		24.3727-0317.2 580317	L= 1.488
2.0	122	09/96→10/97		Scheibenbremse; <input type="checkbox"/>		24.3727-0304.2 580304	L= 1.612
				Scheibenbremse; <input type="checkbox"/>		24.3727-0305.2 580305	L= 1.533
				Trommelbremse; <input type="checkbox"/>		24.3727-0306.2 580306	L= 1.493
				Trommelbremse; <input type="checkbox"/>		24.3727-0307.2 580307	L= 1.585
				→ 09/96; Orga 07331→; Trommelbremse; <input type="checkbox"/>		24.3727-0316.2 580316	L= 1.582
				→ 09/96; Orga 07331→; Trommelbremse; <input type="checkbox"/>		24.3727-0317.2 580317	L= 1.488
CITROËN - ZX Break (N2) 10/93→07/99							
 Radbremszylinder							
1.4 i	55	10/93→10/97	➔		2	24.3220-1702.3 020375	BDX GG
1.5 D	42	06/96→02/98					
1.6 i	65	10/93→10/97					
1.8 D	44	10/93→10/97					
1.8 i	74	10/93→10/97					
1.8 i 16V	81	01/96→02/98					
1.9 D	47 - 50	10/93→10/97					
1.9 TD	66	10/93→10/97					
Zubehörsatz, Bremsbacken							
1.4 i	55	10/93→10/97	➔			03.0137-9228.2 669228	BDX
1.5 D	42	06/96→02/98					
1.6 i	65	10/93→10/97					
1.8 D	44	10/93→10/97					
1.8 i	74	10/93→10/97					
1.8 i 16V	81	01/96→02/98					
1.9 D	47 - 50	10/93→10/97					
1.9 TD	66	10/93→10/97					
Bremstrommel							
1.4 i	55	10/93→10/97	➔			24.0222-8017.1 480071	Ø 274 x 50,8 / 230
1.5 D	42	06/96→02/98					
1.6 i	65	10/93→10/97					
1.8 D	44	10/93→10/97					
1.8 i	74	10/93→10/97					
1.8 i 16V	81	01/96→02/98					
1.9 D	47 - 50	10/93→10/97					
1.9 TD	66	10/93→10/97					
➔							








	kw			 	! #		
CITROËN - ZX Break (N2) 10/93→07/99							
 Bremsbackensatz							
1.4 i	55	10/93→10/97	➔			03.0137-0370.2 650370	BDX Ø 229 x 42 + HEB
1.6 i	65	10/93→10/97				03.0520-3220.3 693220	BDX Ø 229 x 42 + RZ / + Zub TopKit
1.8 D	44	10/93→10/97					
1.8 i	74	10/93→10/97					
1.8 i 16V	81	01/96→02/98					
1.9 D	47 - 50	10/93→10/97					
1.9 TD	66	10/93→10/97					
1.5 D	42	06/96→02/98	➔			03.0137-0370.2 650370	BDX Ø 229 x 42 + HEB
 Seilzug, Feststellbremse							
1.4 i	55	10/93→10/97		→Orga 07330; Scheibenbremse; <input type="checkbox"/>		24.3727-0304.2 580304	L= 1.612
1.5 D	42	06/96→02/98		→Orga 07330; Scheibenbremse; <input type="checkbox"/>		24.3727-0305.2 580305	L= 1.533
1.6 i	65	10/93→10/97		→Orga 07330; Scheibenbremse; <input type="checkbox"/>		24.3727-0313.2 580313	L= 1.621 L2= 1.531
1.8 D	44	10/93→10/97		→Orga 07330; Trommelbremse; <input checked="" type="checkbox"/>	1		
1.8 i	74	10/93→10/97		Orga 07331→; Trommelbremse; <input type="checkbox"/>			
1.8 i 16V	81	01/96→02/98		Orga 07331→; Trommelbremse; <input type="checkbox"/>			
1.9 D	47 - 50	10/93→10/97		Orga 07331→; Trommelbremse; <input type="checkbox"/>			
1.9 TD	66	10/93→10/97					
DACIA - DOKKER Express Kasten/Großraumlimousine 11/12→							
 Radbremszylinder							
1.2 TCe 115	84 - 85	12/12→	➔			24.3222-1729.3 020526	ALU
1.3 TCe 100	75	08/19→				24.3222-1729.3 020526	ALU
1.3 TCe 130	96	08/19→					
1.5 Blue dCi 95	70	06/19→					
1.5 dCi	62 - 66	11/12→					
1.5 dCi 75 / Blue dCi 75	55	12/12→					
1.6	61 - 75	12/12→					
1.6 LPG	61 - 75	11/13→					
1.6 LPG	80	08/18→	➔		2	24.3222-1729.3 020526	ALU
Zubehörsatz, Bremsbacken							
1.2 TCe 115	84 - 85	12/12→	➔			03.0137-9228.2 669228	BDX
1.3 TCe 100	75	08/19→				03.0137-9228.2 669228	BDX
1.3 TCe 130	96	08/19→					
1.5 Blue dCi 95	70	06/19→					
1.5 dCi	62 - 66	11/12→					
1.5 dCi 75 / Blue dCi 75	55	12/12→					
1.6	61 - 75	12/12→					
1.6 LPG	61 - 80	11/13→					
 Bremsbackensatz							
1.2 TCe 115	84 - 85	12/12→	➔			03.0137-0496.2 650496	BDX Ø 228 x 42 + HEB
1.3 TCe 100	75	08/19→				03.0520-7222.3 697222	Ø 228 x 42 + RZ / + Zub TopKit
1.3 TCe 130	96	08/19→					
1.5 Blue dCi 95	70	06/19→					
1.5 dCi	62 - 66	11/12→					
1.5 dCi 75 / Blue dCi 75	55	12/12→					
1.6	61 - 75	12/12→					
1.6 LPG	61 - 80	11/13→					
DACIA - DOKKER Großraumlimousine (KE_) 11/12→							
 Radbremszylinder							
1.2 TCe	85	11/12→	➔		2	24.3222-1729.3 020526	ALU
1.3 TCe 100	75	08/19→				24.3222-1729.3 020526	ALU
1.3 TCe 130	96	03/19→					
1.5 Blue dCi 95	70	12/18→					
1.5 dCi / Blue dCi 75	55	11/12→					
1.5 dCi	63 - 66	11/12→					
1.6	61 - 75	11/12→					
1.6 LPG	61 - 80	11/13→					
→							












	kW			 	! #		
DACIA - DOKKER Großraumlimousine (KE_) 11/12→							
Zubehörsatz, Bremsbacken							
1.2 TCe	85	11/12→	➔			03.0137-9228.2 669228	BDX
1.3 TCe 100	75	08/19→					
1.3 TCe 130	96	03/19→					
1.5 Blue dCi 95	70	12/18→					
1.5 dCi / Blue dCi 75	55	11/12→					
1.5 dCi	63 - 66	11/12→					
1.6	61 - 75	11/12→					
1.6 LPG	61 - 80	11/13→					
 Bremsbackensatz							
1.2 TCe	85	11/12→	➔			03.0137-0496.2 650496	BDX Ø 228 x 42 + HEB
1.3 TCe 100	75	08/19→				03.0520-7222.3 697222	Ø 228 x 42 + RZ / + Zub TopKit
1.3 TCe 130	96	03/19→					
1.5 Blue dCi 95	70	12/18→					
1.5 dCi / Blue dCi 75	55	11/12→					
1.5 dCi	63 - 66	11/12→					
1.6	61 - 75	11/12→					
1.6 LPG	61 - 80	11/13→					
DACIA - DUSTER (HM_) 10/17→							
 Radbremszylinder							
1.0 LPG	74	01/19→	➔		2	24.3222-1729.3 020526	ALU
1.0 TCe 90	67	05/21→					
1.0 TCe LPG	67	06/21→					
1.2 TCe 125	92	10/17→					
1.3 TCe 130	96	01/19→					
1.3 TCe 150	110	01/19→					
1.5 dCi 110	80	10/17→					
1.5 dCi 115	85	10/17→					
1.5 dCi 90	66	10/17→					
1.5 dCi 95	70	10/17→					
1.6 S Ce 115	84	10/17→					
1.6 S Ce 115 LPG	80	10/17→					
1.0 TCe 100	74	01/19→	➔	Abgasnorm: Euro5/Euro6	2	24.3222-1729.3 020526	ALU
Zubehörsatz, Bremsbacken							
1.0 LPG	74	01/19→	➔			03.0137-9228.2 669228	BDX
1.0 TCe 100	74	01/19→					
1.0 TCe 90	67	05/21→					
1.2 TCe 125	92	10/17→					
1.3 TCe 130	96	01/19→					
1.3 TCe 150	110	01/19→					
1.5 dCi 110	80	10/17→					
1.5 dCi 115	85	10/17→					
1.5 dCi 90	66	10/17→					
1.5 dCi 95	70	10/17→					
1.6 S Ce 115	84	10/17→					
1.6 S Ce 115 LPG	80	10/17→					
1.0 TCe 100 4x4	74	01/19→	➔			03.0137-9312.2 669312	
1.2 TCe 125 4x4	92	10/17→					
1.3 TCe 130 4x4	96	01/19→					
1.3 TCe 150 4x4	110	01/19→					
1.5 dCi 110 4x4	80	10/17→					
1.5 dCi 115 4x4	84 - 85	10/17→					
1.6 S Ce 115 4x4	84	10/17→					
 Bremsbackensatz							
1.0 LPG	74	01/19→	➔			03.0137-0496.2 650496	BDX Ø 228 x 42 + HEB
1.0 TCe 100	74	01/19→				03.0520-7222.3 697222	Ø 228 x 42 + RZ / + Zub TopKit
1.0 TCe 90	67	05/21→					
1.2 TCe 125	92	10/17→					
1.3 TCe 130	96	01/19→					
1.3 TCe 150	110	01/19→					
1.5 dCi 110	80	10/17→					
1.5 dCi 115	85	10/17→					
1.5 dCi 90	66	10/17→					
1.5 dCi 95	70	10/17→					
1.6 S Ce 115	84	10/17→					
1.6 S Ce 115 LPG	80	10/17→					
1.0 TCe 100 4x4	74	01/19→	➔			03.0137-0507.2 650507	Ø 228 x 42 + HEB
1.2 TCe 125 4x4	92	10/17→					
1.3 TCe 130 4x4	96	01/19→					
1.3 TCe 150 4x4	110	01/19→					
➔							













	kW			 	! #		
DACIA - DUSTER (HM_) 10/17→							
 Bremsbackensatz							
1.5 dCi 110 4x4	80	10/17→	➔			03.0137-0507.2 650507	Ø 228 x 42 + HEB
1.5 dCi 115 4x4	84 - 85	10/17→					
1.6 SCe 115 4x4	84	10/17→					
1.0 TCe LPG	67	06/21→	➔			03.0137-0496.2 650496	BDX Ø 228 x 42 + HEB
DACIA - DUSTER (HS_) 04/10→01/18							
 Radbremszylinder							
1.2 TCe 125	92	10/13→01/18	➔	→ 06/16	2	24.3219-1761.3 020536	ALU
1.6 SCe 115	84	06/15→01/18	➔	→ 07/16→	2	24.3222-1729.3 020526	ALU
1.2 TCe 125 4x4	92	06/15→01/18	➔	→ 06/16; ☐		24.3219-1763.3 020543	ALU
1.6 16V 4x4	77	06/10→01/18					
1.6 SCe 115 4x4	84	06/15→01/18	➔	→ 06/16; ☐		24.3219-1764.3 020544	ALU
1.5 dCi	63 - 79	04/10→01/18	➔		2	24.3219-1761.3 020536	ALU
1.6 16V	77	04/10→01/18					
1.6 16V LPG	77	04/11→01/18					
1.6 SCe 115 LPG	84	06/15→01/18					
1.5 dCi	80 - 81	08/13→01/18	➔	09/13→	2	24.3219-1761.3 020536	ALU
1.5 dCi	66	10/10→01/18	➔	Felgenreöße [Zoll]: 17; Bremstrommel-durchmesser innen [Zoll]: 9	2	24.3219-1761.3 020536	ALU
1.5 dCi 4x4	66 - 81	10/10→01/18	➔	☐		24.3219-1763.3 020543	ALU
			➔	☐		24.3219-1764.3 020544	ALU
1.6 16V Hi-Flex	77	08/10→01/18	➔	04/11→	2	24.3219-1761.3 020536	ALU
Zubehörsatz, Bremsbacken							
1.2 TCe 125	92	10/13→01/18	➔			03.0137-9228.2 669228	BDX
1.5 dCi	63 - 79	04/10→01/18					
1.6 16V	77	04/10→01/18					
1.6 16V LPG	77	04/11→01/18					
1.6 SCe 115	84	06/15→01/18					
1.6 SCe 115 LPG	84	06/15→01/18					
1.2 TCe 125 4x4	92	06/15→01/18	➔			03.0137-9312.2 669312	
1.5 dCi 4x4	66 - 81	10/10→01/18					
1.6 16V 4x4	77	06/10→01/18					
1.6 SCe 115 4x4	84	06/15→01/18					
1.5 dCi	80 - 81	08/13→01/18	➔	09/13→		03.0137-9228.2 669228	BDX
1.6 16V Hi-Flex	77	08/10→01/18	➔	04/11→		03.0137-9228.2 669228	BDX
 Bremsbackensatz							
1.2 TCe 125	92	10/13→01/18	➔			03.0137-0496.2 650496	BDX Ø 228 x 42 + HEB
1.6 SCe 115	84	06/15→01/18	➔	→ 06/16		03.0520-7919.3 697919	Ø 228 x 42 + RZ / + Zub TopKit
1.2 TCe 125 4x4	92	06/15→01/18	➔			03.0137-0507.2 650507	Ø 228 x 42 + HEB
1.6 16V 4x4	77	06/10→01/18					
1.6 SCe 115 4x4	84	06/15→01/18	➔	→ 06/16		03.0520-8019.3 698019	Ø 228 x 42 + RZ / + Zub TopKit
1.5 dCi	63 - 79	04/10→01/18	➔			03.0137-0496.2 650496	BDX Ø 228 x 42 + HEB
1.6 16V	77	04/10→01/18				03.0520-7919.3 697919	Ø 228 x 42 + RZ / + Zub TopKit
1.6 16V LPG	77	04/11→01/18					
1.6 SCe 115 LPG	84	06/15→01/18					
1.5 dCi	80 - 81	08/13→01/18	➔	09/13→		03.0137-0496.2 650496	BDX Ø 228 x 42 + HEB
						03.0520-7919.3 697919	Ø 228 x 42 + RZ / + Zub TopKit
1.5 dCi 4x4	66 - 81	10/10→01/18	➔			03.0137-0507.2 650507	Ø 228 x 42 + HEB
						03.0520-8019.3 698019	Ø 228 x 42 + RZ / + Zub TopKit
1.6 16V Hi-Flex	77	08/10→01/18	➔	04/11→		03.0137-0496.2 650496	BDX Ø 228 x 42 + HEB
						03.0520-7919.3 697919	Ø 228 x 42 + RZ / + Zub TopKit
DACIA - DUSTER Kasten/SUV 04/11→							
 Radbremszylinder							
1.2 TCe 125 4x4	92	10/13→	➔	→ 06/16; ☐		24.3219-1763.3 020543	ALU
1.6 16V 4x4	77	04/11→					
1.6 SCe 115 4x4	84	06/15→01/18	➔	→ 06/16; ☐		24.3219-1764.3 020544	ALU
1.5 dCi	66	04/11→	➔			24.3219-1761.3 020536	ALU
1.6 16V	77	04/11→					
1.6 16V Hi-Flex	77	04/11→					
1.5 dCi	80	04/13→	➔	09/13→		24.3219-1761.3 020536	ALU
➔							












	kW			 	! #		
DACIA - DUSTER Kasten/SUV 04/11→							
 Radbremszylinder							
1.5 dCi 4x4	66	04/11→	→	☐		24.3219-1763.3 020543	ALU
			→	☐		24.3219-1764.3 020544	ALU
1.5 dCi 4x4	80	04/13→	→	08/13→; ☐		24.3219-1763.3 020543	ALU
			→	08/13→; ☐		24.3219-1764.3 020544	ALU
1.6 S Ce 115	84	06/15→	→	→ 06/16		24.3219-1761.3 020536	ALU
			→	07/16→		24.3222-1729.3 020526	ALU
Zubehörsatz, Bremsbacken							
1.2 TCe 125 4x4	92	10/13→	→			03.0137-9312.2 669312	
1.5 dCi 4x4	66 - 80	04/11→					
1.6 16V 4x4	77	04/11→					
1.6 S Ce 115 4x4	84	06/15→01/18					
1.5 dCi	66	04/11→	→			03.0137-9228.2 669228	BDX
1.6 16V	77	04/11→					
1.6 16V Hi-Flex	77	04/11→					
1.6 S Ce 115	84	06/15→					
1.5 dCi	80	04/13→	→	09/13→		03.0137-9228.2 669228	BDX
 Bremsbackensatz							
1.2 TCe 125 4x4	92	10/13→	→	06/15→		03.0137-0507.2 650507	Ø 228 x 42 + HEB
			→	→ 06/16		03.0520-8019.3 698019	Ø 228 x 42 + RZ / + Zub TopKit
1.5 dCi	66	04/11→	→			03.0137-0496.2 650496	BDX Ø 228 x 42 + HEB
1.6 16V	77	04/11→					
1.6 16V Hi-Flex	77	04/11→				03.0520-7919.3 697919	Ø 228 x 42 + RZ / + Zub TopKit
1.5 dCi	80	04/13→	→	09/13→		03.0137-0496.2 650496	BDX Ø 228 x 42 + HEB
						03.0520-7919.3 697919	Ø 228 x 42 + RZ / + Zub TopKit
1.5 dCi 4x4	66	04/11→	→			03.0137-0507.2 650507	Ø 228 x 42 + HEB
						03.0520-8019.3 698019	Ø 228 x 42 + RZ / + Zub TopKit
1.5 dCi 4x4	80	04/13→	→	08/13→		03.0137-0507.2 650507	Ø 228 x 42 + HEB
						03.0520-8019.3 698019	Ø 228 x 42 + RZ / + Zub TopKit
1.6 16V 4x4	77	04/11→	→			03.0137-0507.2 650507	Ø 228 x 42 + HEB
1.6 S Ce 115 4x4	84	06/15→01/18	→	→ 06/16		03.0520-8019.3 698019	Ø 228 x 42 + RZ / + Zub TopKit
1.6 S Ce 115	84	06/15→	→	→ 06/16		03.0137-0496.2 650496	BDX Ø 228 x 42 + HEB
			→	→ 06/16		03.0520-7919.3 697919	Ø 228 x 42 + RZ / + Zub TopKit
DACIA - LODGY (JS_) 03/12→							
 Radbremszylinder							
1.2 TCe	85	03/12→	→		2	24.3222-1729.3 020526	ALU
1.3 TCe 100	75	01/19→					
1.3 TCe 130	96	01/19→					
1.5 Blue dCi 115	85	08/18→					
1.5 Blue dCi 95	70	08/18→					
1.5 dCi	63 - 81	03/12→					
1.6	61	03/12→					
1.6 LPG	61 - 80	11/13→					
1.6 S Ce 100	75	06/15→					
Zubehörsatz, Bremsbacken							
1.2 TCe	85	03/12→	→			03.0137-9228.2 669228	BDX
1.3 TCe 100	75	01/19→					
1.3 TCe 130	96	01/19→					
1.5 Blue dCi 115	85	08/18→					
1.5 Blue dCi 95	70	08/18→					
1.5 dCi	63 - 81	03/12→					
1.6	61	03/12→					
1.6 LPG	61 - 80	11/13→					
1.6 S Ce 100	75	06/15→					
 Bremsbackensatz							
1.2 TCe	85	03/12→	→			03.0137-0496.2 650496	BDX Ø 228 x 42 + HEB
1.3 TCe 100	75	01/19→				03.0520-7222.3 697222	Ø 228 x 42 + RZ / + Zub TopKit
1.3 TCe 130	96	01/19→					
1.5 Blue dCi 115	85	08/18→					
1.5 Blue dCi 95	70	08/18→					
1.5 dCi	63 - 81	03/12→					












	kw			 	! #		
DACIA - LODGY (JS_) 03/12→							
 Bremsbackensatz							
1.6 1.6 LPG	61 61 - 80	03/12→ 11/13→	➔			03.0137-0496.2 650496 03.0520-7222.3 697222	BDX Ø 228 x 42 + HEB Ø 228 x 42 + RZ / + Zub TopKit
1.6 SCe 100	75	06/15→					
DACIA - LOGAN (LS_) 08/04→							
 Radbremszylinder							
1.0 Hi-Flex 1.5 dCi	56 55	01/11→10/12 05/10→12/12	➔	+ ABS	2	24.3217-1711.3 020449	BOS ALU
			➔	- ABS	2	24.3219-1722.3 020426	BDX GG
1.2 16V 1.2 16V LPG	55	02/06→	➔	+ ABS; → 04/13	2	24.3217-1710.3 020420	TRW GG
1.4	55	02/06→ 09/04→				24.3217-1711.3 020449	BOS ALU
1.5 dCi	48 - 65	09/05→	➔	- ABS; → 04/13	2	24.3219-1722.3 020426	BDX GG
1.6 16V 1.6 MPI 85	77 62	02/06→ 05/10→					
1.4 MPI LPG 1.5 dCi	55 50 - 63	02/06→12/12 01/06→12/12	➔	+ ABS	2	24.3217-1710.3 020420 24.3217-1711.3 020449	TRW GG BOS ALU
1.6 1.6 LPG	64	09/04→	➔	- ABS	2	24.3219-1722.3 020426	BDX GG
1.6 16V Flexifuel	77	07/10→	➔	01/11→; + ABS; → 04/13	2	24.3217-1711.3 020449	BOS ALU
			➔	01/11→; - ABS; → 04/13	2	24.3219-1722.3 020426	BDX GG
1.6 Bifuel	62	05/10→	➔	+ ABS; → 04/13	2	24.3217-1710.3 020420	TRW GG
			➔	- ABS; → 04/13	2	24.3219-1722.3 020426	BDX GG
Zubehörsatz, Bremsbacken							
1.0 Hi-Flex 1.4 MPI LPG 1.5 dCi	56 55 50 - 63	01/11→10/12 02/06→12/12 01/06→12/12	➔			03.0137-9088.2 669088 03.0137-9274.2 669274	BDX BOS
1.2 16V 1.2 16V LPG	55	02/06→	➔	→ 04/13		03.0137-9088.2 669088 03.0137-9274.2 669274	BDX BOS
1.4 1.5 dCi	55 48 - 65	02/06→ 09/04→ 09/05→					
1.6 MPI 85	62	05/10→					
1.6 1.6 LPG	64	09/04→ 08/04→03/11	➔	12/08→		03.0137-9088.2 669088 03.0137-9274.2 669274	BDX BOS
1.6 16V	77	02/06→	➔	12/08→ 04/13		03.0137-9088.2 669088 03.0137-9274.2 669274	BDX BOS
			➔	→ 04/13			
1.6 16V Flexifuel	77	07/10→	➔	01/11→ 04/13		03.0137-9088.2 669088 03.0137-9274.2 669274	BDX BOS
1.6 Bifuel	62	05/10→	➔	→ 04/13		03.0137-9088.2 669088	BDX
 Bremstrommel							
1.4 MPI LPG 1.5 dCi	55 50 - 63	02/06→12/12 01/06→12/12	➔			24.0218-0032.1 480118 24.0218-0732.2 480207	Ø 208 x 53,5 / 181 - RLG Ø 208 x 53,5 / 181 + RLG
1.6 1.6 LPG	64	09/04→ 08/04→03/11	➔	- ABS		24.0220-3037.1 480308 24.0220-3721.2 480213	Ø 234 x 48 / 204,5 - RLG / - ABS Ring Ø 234 x 48 / 204,5 + RLG / + ABS Ring
			➔	+ ABS		24.0220-3737.2 480218	Ø 234 x 48 / 204,5 + RLG / - ABS Ring
1.5 dCi	48 - 65	09/05→	➔	→ 04/13		24.0218-0032.1 480118	Ø 208 x 53,5 / 181 - RLG
1.6 16V 1.6 Bifuel 1.6 MPI 85	77 62	02/06→ 05/10→ 05/10→	➔	→ 04/13; - ABS		24.0218-0732.2 480207 24.0220-3037.1 480308 24.0220-3721.2 480213	Ø 208 x 53,5 / 181 + RLG Ø 234 x 48 / 204,5 - RLG / - ABS Ring Ø 234 x 48 / 204,5 + RLG / + ABS Ring
			➔	→ 04/13; + ABS		24.0220-3737.2 480218	Ø 234 x 48 / 204,5 + RLG / - ABS Ring
 Bremsbackensatz							
1.0 Hi-Flex	56	01/11→10/12	➔			03.0137-0358.2 650358 03.0137-0532.2 650532	BDX Ø 180 x 42 + HEB BOS Ø 203 x 39 + HEB
1.2 16V 1.2 16V LPG 1.4 →	55 55 55	02/06→ 02/06→ 09/04→	➔	→ 04/13		03.0137-0358.2 650358 03.0137-0532.2 650532	BDX Ø 180 x 42 + HEB BOS Ø 203 x 39 + HEB









	kw			 	! #		
DACIA - LOGAN (LS_) 08/04→							
Bremsbackensatz							
1.5 dCi 1.6 MPI 85	48 - 65 62	09/05→ 05/10→	➡	+ ABS; → 04/13		03.0520-3517.3 693517 03.0520-5017.3 695017	TRW Ø 203 x 39 + RZ / + Zub TopKit BOS Ø 203 x 39 + RZ / + Zub TopKit
			➡	- ABS; → 04/13		03.0520-4719.3 694719	BOS Ø 180 x 42 + RZ / + Zub TopKit
1.4 MPI LPG 1.5 dCi	55 50 - 63	02/06→12/12 01/06→12/12	➡			03.0137-0358.2 650358 03.0137-0532.2 650532	BDX Ø 180 x 42 + HEB BOS Ø 203 x 39 + HEB
			➡	+ ABS		03.0520-3517.3 693517 03.0520-5017.3 695017	TRW Ø 203 x 39 + RZ / + Zub TopKit BOS Ø 203 x 39 + RZ / + Zub TopKit
			➡	- ABS		03.0520-4719.3 694719	BOS Ø 180 x 42 + RZ / + Zub TopKit
1.5 dCi	55	05/10→12/12	➡			03.0137-0358.2 650358 03.0137-0532.2 650532	BDX Ø 180 x 42 + HEB BOS Ø 203 x 39 + HEB
			➡	- ABS		03.0520-4719.3 694719	BOS Ø 180 x 42 + RZ / + Zub TopKit
			➡	+ ABS		03.0520-5017.3 695017	BOS Ø 203 x 39 + RZ / + Zub TopKit
1.6 1.6 LPG	64 64	09/04→ 08/04→03/11	➡	12/08→		03.0137-0358.2 650358 03.0137-0532.2 650532	BDX Ø 180 x 42 + HEB BOS Ø 203 x 39 + HEB
			➡	+ ABS		03.0520-3517.3 693517 03.0520-5017.3 695017	TRW Ø 203 x 39 + RZ / + Zub TopKit BOS Ø 203 x 39 + RZ / + Zub TopKit
			➡	- ABS		03.0520-4719.3 694719	BOS Ø 180 x 42 + RZ / + Zub TopKit
1.6 16V	77	02/06→	➡	12/08→ 04/13		03.0137-0358.2 650358 03.0137-0532.2 650532	BDX Ø 180 x 42 + HEB BOS Ø 203 x 39 + HEB
			➡	→ 04/13		03.0520-3517.3 693517 03.0520-5017.3 695017	TRW Ø 203 x 39 + RZ / + Zub TopKit BOS Ø 203 x 39 + RZ / + Zub TopKit
			➡	+ ABS; → 04/13		03.0520-4719.3 694719	BOS Ø 180 x 42 + RZ / + Zub TopKit
			➡	- ABS; → 04/13			
1.6 16V Flexifuel	77	07/10→	➡	01/11→ 04/13		03.0137-0358.2 650358 03.0137-0532.2 650532	BDX Ø 180 x 42 + HEB BOS Ø 203 x 39 + HEB
			➡	01/11→; - ABS; → 04/13		03.0520-4719.3 694719	BOS Ø 180 x 42 + RZ / + Zub TopKit
			➡	01/11→; + ABS; → 04/13		03.0520-5017.3 695017	BOS Ø 203 x 39 + RZ / + Zub TopKit
1.6 Bifuel	62	05/10→	➡	→ 04/13		03.0137-0358.2 650358 03.0520-3517.3 693517	BDX Ø 180 x 42 + HEB TRW Ø 203 x 39 + RZ / + Zub TopKit
			➡	+ ABS; → 04/13		03.0520-4719.3 694719	BOS Ø 180 x 42 + RZ / + Zub TopKit
			➡	- ABS; → 04/13			
Seilzug, Feststellbremse							
1.0 Hi-Flex 1.4 MPI LPG 1.5 dCi 1.6 1.6 LPG	56 55 50 - 63 64 64	01/11→10/12 02/06→12/12 01/06→12/12 09/04→ 08/04→03/11		+ ABS; Trommelbremse; ⚠	2	24.3727-1073.2 581073	L= 1.680
1.2 16V 1.2 16V LPG 1.4 1.5 dCi 1.6 16V 1.6 Bifuel 1.6 MPI 85	55 55 55 48 - 65 77 62 62	02/06→ 02/06→ 09/04→ 09/05→ 02/06→ 05/10→ 05/10→		+ ABS; → 04/13; Trommelbremse; ⚠	2	24.3727-1073.2 581073	L= 1.680
1.6 16V Flexifuel	77	07/10→		01/11→; + ABS; → 04/13; Trommelbremse; ⚠	2	24.3727-1073.2 581073	L= 1.680













	kw					! #		
DACIA - LOGAN II 10/12 →								
 Radbremszylinder								
1.0 LPG 1.0 TCe 100 1.5 dCi	74 74 63 - 66	11/19 → 11/19 → 10/12 →	➔	Bremstrommeldurchmesser innen [Zoll]: 8	2	24.3217-1711.3	020449	BOS ALU
1.6 1.6 16V TCe 90 TCe 90 LPG	59 - 63 77 66 66	06/13 → 01/13 → 10/12 → 09/15 →	➔	Bremstrommeldurchmesser innen [Zoll]: 9	2	24.3219-1761.3	020536	ALU
1.0 SCe 75 1.2 1.2 LPG 1.5 Blue dCi 95 1.5 dCi / Blue dCi 75	54 54 - 55 53 - 55 70 55	01/17 → 10/12 → 10/12 → 05/18 → 10/12 →	➔		2	24.3217-1711.3	020449	BOS ALU
Zubehörsatz, Bremsbacken								
1.0 LPG 1.0 TCe 100 1.5 dCi	74 74 63 - 66	11/19 → 11/19 → 10/12 →	➔	Bremstrommeldurchmesser innen [Zoll]: 9		03.0137-9228.2	669228	BDX
1.6 1.6 16V TCe 90 TCe 90 LPG	59 - 63 77 66 66	06/13 → 01/13 → 10/12 → 09/15 →	➔	Bremstrommeldurchmesser innen [Zoll]: 8		03.0137-9274.2	669274	BOS
1.0 SCe 75 1.2 1.2 LPG 1.5 Blue dCi 95 1.5 dCi / Blue dCi 75	54 54 - 55 53 - 55 70 55	01/17 → 10/12 → 10/12 → 05/18 → 10/12 →	➔			03.0137-9274.2	669274	BOS
 Bremsbackensatz								
1.0 LPG 1.0 TCe 100 1.5 dCi	74 74 63 - 66	11/19 → 11/19 → 10/12 →	➔	Bremstrommeldurchmesser innen [Zoll]: 9		03.0137-0496.2	650496	BDX Ø 228 x 42 + HEB
1.6 1.6 16V TCe 90 TCe 90 LPG	59 - 63 77 66 66	06/13 → 01/13 → 10/12 → 09/15 →	➔	Bremstrommeldurchmesser innen [Zoll]: 8		03.0520-7919.3	697919	Ø 228 x 42 + RZ / + Zub TopKit
1.6 1.6 16V TCe 90 TCe 90 LPG	59 - 63 77 66 66	06/13 → 01/13 → 10/12 → 09/15 →	➔	Bremstrommeldurchmesser innen [Zoll]: 8		03.0137-0532.2	650532	BOS Ø 203 x 39 + HEB
1.6 1.6 16V TCe 90 TCe 90 LPG	59 - 63 77 66 66	06/13 → 01/13 → 10/12 → 09/15 →	➔	Bremstrommeldurchmesser innen [Zoll]: 8		03.0520-5017.3	695017	BOS Ø 203 x 39 + RZ / + Zub TopKit
1.0 SCe 75 1.2 1.2 LPG 1.5 Blue dCi 95 1.5 dCi / Blue dCi 75	54 54 - 55 53 - 55 70 55	01/17 → 10/12 → 10/12 → 05/18 → 10/12 →	➔			03.0137-0532.2	650532	BOS Ø 203 x 39 + HEB
1.0 SCe 75 1.2 1.2 LPG 1.5 Blue dCi 95 1.5 dCi / Blue dCi 75	54 54 - 55 53 - 55 70 55	01/17 → 10/12 → 10/12 → 05/18 → 10/12 →	➔			03.0520-5017.3	695017	BOS Ø 203 x 39 + RZ / + Zub TopKit
 Seilzug, Feststellbremse								
1.0 LPG 1.0 TCe 100	74 74	11/19 → 11/19 →		Ausstattungs-Code: SPRGAZ; ⚠	2	24.3727-1073.2	581073	L= 1.680
1.0 SCe 75 1.2 1.2 LPG 1.5 Blue dCi 95 1.5 dCi 1.5 dCi / Blue dCi 75 1.6 16V TCe 90 TCe 90 LPG	54 54 - 55 53 - 55 70 63 - 66 55 77 66 66	01/17 → 10/12 → 10/12 → 05/18 → 10/12 → 10/12 → 01/13 → 10/12 → 09/15 →		Trommelbremse; ⚠	2	24.3727-1073.2	581073	L= 1.680
1.6	59 - 63	06/13 →		Bremstrommeldurchmesser innen [Zoll]: 8; Trommelbremse; ⚠	2	24.3727-1073.2	581073	L= 1.680
DACIA - LOGAN EXPRESS (FS_) 10/07 →								
 Radbremszylinder								
1.4 1.5 dCi	55 50	03/09 → 03/09 →	➔	- ABS; → 06/13		24.3219-1761.3	020536	ALU
1.5 dCi	55	03/09 →	➔	+ ABS; → 06/13		24.3222-1729.3	020526	ALU
1.5 dCi 1.6 1.6 MPI 85	55 - 65 64 62	03/09 → 03/09 → 05/10 →	➔	→ 06/13		24.3222-1729.3	020526	ALU
→								

















	kw					! #		
DACIA - LOGAN EXPRESS (FS_) 10/07→								
 Radbremszylinder								
1.5 dCi	48	10/07→12/12	➡	- ABS		24.3219-1761.3	020536	ALU
			➡	+ ABS		24.3222-1729.3	020526	ALU
1.6 LPG	62	05/10→12/12	➡		2	24.3222-1729.3	020526	ALU
Zubehörsatz, Bremsbacken								
1.4	55	03/09→	➡	→ 06/13		03.0137-9228.2	669228	BDX
1.5 dCi	50 - 65	03/09→						
1.6	64	03/09→						
1.6 MPI 85	62	05/10→						
1.5 dCi	48	10/07→12/12	➡			03.0137-9228.2	669228	BDX
1.6 LPG	62	05/10→12/12						
 Bremsbackensatz								
1.4	55	03/09→	➡	→ 06/13		03.0137-0496.2	650496	BDX Ø 228 x 42 + HEB
1.5 dCi	50 - 65	03/09→	➡	→ 06/13; + ABS		03.0520-7222.3	697222	Ø 228 x 42 + RZ / + Zub TopKit
1.6	64	03/09→				03.0520-7919.3	697919	Ø 228 x 42 + RZ / + Zub TopKit
1.6 MPI 85	62	05/10→						
1.5 dCi	48	10/07→12/12	➡			03.0137-0496.2	650496	BDX Ø 228 x 42 + HEB
			➡	+ ABS		03.0520-7222.3	697222	Ø 228 x 42 + RZ / + Zub TopKit
						03.0520-7919.3	697919	Ø 228 x 42 + RZ / + Zub TopKit
1.6 LPG	62	05/10→12/12	➡			03.0137-0496.2	650496	BDX Ø 228 x 42 + HEB
						03.0520-7222.3	697222	Ø 228 x 42 + RZ / + Zub TopKit
 Seilzug, Feststellbremse								
1.4	55	03/09→		→ 06/13; Trommelbremse; ⚠	2	24.3727-1074.2	581074	L= 1.993
1.5 dCi	50 - 65	03/09→						
1.6 MPI 85	62	05/10→						
1.5 dCi	48	10/07→12/12		Trommelbremse; ⚠	2	24.3727-1074.2	581074	L= 1.993
1.6 LPG	62	05/10→12/12						
1.6	64	03/09→		→ 06/13; Trommelbremse; ⚠	2	24.3727-1073.2	581073	L= 1.680
DACIA - LOGAN MCV (KS_) 02/07→								
 Radbremszylinder								
1.4	55	02/07→	➡	→ 04/13; - ABS	2	24.3219-1761.3	020536	ALU
1.5 dCi	48 - 65	02/07→	➡	→ 04/13; + ABS	2	24.3222-1729.3	020526	ALU
1.6	64	02/07→06/13						
1.6 16V	77	02/07→						
1.6 16V Hi-Flex	77	11/09→						
1.6 Bifuel	62 - 64	11/08→						
1.5 dCi	63	09/07→12/12	➡	- ABS	2	24.3219-1761.3	020536	ALU
			➡	+ ABS	2	24.3222-1729.3	020526	ALU
1.6 MPI 85	62	05/10→	➡	- ABS	2	24.3219-1761.3	020536	ALU
			➡	→ 04/13; + ABS	2	24.3222-1729.3	020526	ALU
Zubehörsatz, Bremsbacken								
1.4	55	02/07→	➡	→ 04/13		03.0137-9228.2	669228	BDX
1.5 dCi	48 - 65	02/07→						
1.6	64	02/07→06/13						
1.6 16V	77	02/07→						
1.6 16V Hi-Flex	77	11/09→						
1.6 Bifuel	62 - 64	11/08→						
1.5 dCi	63	09/07→12/12	➡			03.0137-9228.2	669228	BDX
1.6 MPI 85	62	05/10→						
 Bremsbackensatz								
1.4	55	02/07→	➡	→ 04/13		03.0137-0496.2	650496	BDX Ø 228 x 42 + HEB
1.5 dCi	48 - 65	04/08→	➡	+ ABS; → 04/13		03.0520-7222.3	697222	Ø 228 x 42 + RZ / + Zub TopKit
1.6	64	02/07→06/13				03.0520-7919.3	697919	Ø 228 x 42 + RZ / + Zub TopKit
1.6 16V	77	02/07→						
1.6 16V Hi-Flex	77	11/09→						
1.6 Bifuel	64	11/08→						
1.5 dCi	50	02/07→	➡	→ 04/13		03.0137-0496.2	650496	BDX Ø 228 x 42 + HEB
			➡	04/08→; + ABS; → 04/13		03.0520-7222.3	697222	Ø 228 x 42 + RZ / + Zub TopKit
						03.0520-7919.3	697919	Ø 228 x 42 + RZ / + Zub TopKit
→								
















	kW					! #		
DACIA - LOGAN MCV (KS_) 02/07→								
 Bremsbackensatz								
1.5 dCi	63	09/07→12/12	➔				03.0137-0496.2 650496	BDX Ø 228 x 42 + HEB
			➔	+ ABS			03.0520-7222.3 697222	Ø 228 x 42 + RZ / + Zub TopKit
							03.0520-7919.3 697919	Ø 228 x 42 + RZ / + Zub TopKit
1.6 Bifuel	62	05/10→	➔	→ 04/13			03.0137-0496.2 650496	BDX Ø 228 x 42 + HEB
			➔	+ ABS; → 04/13			03.0520-7222.3 697222	Ø 228 x 42 + RZ / + Zub TopKit
			➔	- ABS; → 04/13			03.0520-7919.3 697919	Ø 228 x 42 + RZ / + Zub TopKit
1.6 MPI 85	62	05/10→	➔				03.0137-0496.2 650496	BDX Ø 228 x 42 + HEB
			➔	+ ABS			03.0520-7222.3 697222	Ø 228 x 42 + RZ / + Zub TopKit
 Seilzug, Feststellbremse								
1.4	55	02/07→		→ 04/13; Trommelbremse; ⚠	2	24.3727-1074.2 581074		L= 1.993
1.5 dCi	48 - 65	02/07→						
1.6 Bifuel	62 - 64	11/08→						
1.6 MPI 85	62	05/10→						
1.5 dCi	63	09/07→12/12		Trommelbremse; ⚠	2	24.3727-1074.2 581074		L= 1.993
1.6	64	02/07→06/13		→ 04/13; Trommelbremse; ⚠	2	24.3727-1073.2 581073		L= 1.680
1.6 16V	77	02/07→						
1.6 16V Hi-Flex	77	11/09→						
DACIA - LOGAN MCV II 02/13→								
 Radbremszylinder								
1.0 LPG	74	11/19→	➔	Bremstrommeldurchmesser innen [Zoll]: 8	2	24.3217-1711.3 020449		BOS ALU
1.0 SCe 75	54	12/16→						
1.0 TCe 100	74	11/19→	➔	Bremstrommeldurchmesser innen [Zoll]: 9	2	24.3219-1761.3 020536		ALU
1.2	54 - 55	02/13→	➔		2	24.3219-1761.3 020536		ALU
1.2 LPG	53 - 55	02/13→						
1.5 Blue dCi 95	70	10/18→						
1.5 dCi	55 - 66	02/13→						
1.6	62	06/13→						
TCe 90	66	02/13→						
TCe 90 LPG	66	09/15→						
Zubehörsatz, Bremsbacken								
1.0 LPG	74	11/19→	➔	Bremstrommeldurchmesser innen [Zoll]: 9		03.0137-9228.2 669228		BDX
1.0 SCe 75	54	12/16→						
1.0 TCe 100	74	11/19→	➔	Bremstrommeldurchmesser innen [Zoll]: 8		03.0137-9274.2 669274		BOS
1.2	54 - 55	02/13→	➔			03.0137-9228.2 669228		BDX
1.2 LPG	53 - 55	02/13→						
1.5 Blue dCi 95	70	10/18→						
1.5 dCi	55 - 66	02/13→						
1.6	62	06/13→						
TCe 90	66	02/13→						
TCe 90 LPG	66	09/15→						
 Bremsbackensatz								
1.0 LPG	74	11/19→	➔	Bremstrommeldurchmesser innen [Zoll]: 9		03.0137-0496.2 650496		BDX Ø 228 x 42 + HEB
1.0 SCe 75	54	12/16→				03.0520-7919.3 697919		Ø 228 x 42 + RZ / + Zub TopKit
1.0 TCe 100	74	11/19→	➔	Bremstrommeldurchmesser innen [Zoll]: 8		03.0137-0532.2 650532		BOS Ø 203 x 39 + HEB
						03.0520-5017.3 695017		BOS Ø 203 x 39 + RZ / + Zub TopKit
1.2	54 - 55	02/13→	➔			03.0137-0496.2 650496		BDX Ø 228 x 42 + HEB
1.2 LPG	53 - 55	02/13→	➔	+ ABS		03.0520-7919.3 697919		Ø 228 x 42 + RZ / + Zub TopKit
1.5 Blue dCi 95	70	10/18→						
1.5 dCi	55 - 66	02/13→						
1.6	62	06/13→						
TCe 90	66	02/13→						
TCe 90 LPG	66	09/15→						














	kw					! #			
DACIA - LOGAN Pick-up (US_) 03/08→									
 Radbremsszylinder									
1.4 1.5 dCi	55 50 - 65	01/09→ 03/08→	➔	→ 06/13		2	24.3222-1729.3	020526	ALU
1.6 1.6 Bifuel 1.6 MPI 85	64 62	03/08→ 05/10→							
1.5 dCi 1.6 16V	48 77	04/08→12/12 01/10→08/13	➔			2	24.3222-1729.3	020526	ALU
Zubehörsatz, Bremsbacken									
1.4 1.5 dCi	55 50 - 65	01/09→ 03/08→	➔	→ 06/13			03.0137-9228.2	669228	BDX
1.6 1.6 Bifuel 1.6 MPI 85	64 62	03/08→ 05/10→							
1.5 dCi 1.6 16V	48 77	04/08→12/12 01/10→08/13	➔				03.0137-9228.2	669228	BDX
 Bremsbackensatz									
1.4 1.5 dCi	55 50 - 65	01/09→ 03/08→	➔	→ 06/13			03.0137-0496.2	650496	BDX Ø 228 x 42 + HEB
1.6 1.6 Bifuel 1.6 MPI 85	64 62	03/08→ 05/10→					03.0520-7222.3	697222	Ø 228 x 42 + RZ / + Zub TopKit
1.5 dCi 1.6 16V	48 77	04/08→12/12 01/10→08/13	➔				03.0137-0496.2	650496	BDX Ø 228 x 42 + HEB
							03.0520-7222.3	697222	Ø 228 x 42 + RZ / + Zub TopKit
 Seilzug, Feststellbremse									
1.4 1.5 dCi	55 50 - 65	01/09→ 03/08→		→ 06/13; Trommelbremse; ⚠		2	24.3727-1074.2	581074	L= 1.993
1.6 1.6 Bifuel 1.6 MPI 85	64 62	03/08→ 05/10→							
1.5 dCi 1.6 16V	48 77	04/08→12/12 01/10→08/13		Trommelbremse; ⚠		2	24.3727-1074.2	581074	L= 1.993
DACIA - SANDERO 06/08→									
 Radbremsszylinder									
1.0 Hi-Flex	56	01/11→12/12	➔	Bremstrommeldurchmesser innen [Zoll]: 8		2	24.3217-1711.3	020449	BOS ALU
			➔	Bremstrommeldurchmesser innen [Zoll]: 7		2	24.3219-1722.3	020426	BDX GG
1.2 16V 1.2 16V LPG 1.4 1.4 MPI LPG 1.5 dCi	55 55 55 53 50 - 65	11/08→ 11/08→ 06/08→ 01/09→ 11/08→	➔	→ 02/13; Bremstrommeldurchmesser innen [Zoll]: 8		2	24.3217-1710.3	020420	TRW GG
1.6 MPI 85	62	05/10→06/13	➔	→ 02/13; Bremstrommeldurchmesser innen [Zoll]: 7		2	24.3219-1722.3	020426	BDX GG
1.5 dCi	48	11/08→	➔	→ 02/13; Bremstrommeldurchmesser innen [Zoll]: 8		2	24.3217-1711.3	020449	BOS ALU
1.5 dCi	63	11/08→	➔	→ 02/13; Bremstrommeldurchmesser innen [Zoll]: 8		2	24.3217-1710.3	020420	TRW GG
			➔	→ 02/13; Bremstrommeldurchmesser innen [Zoll]: 7		2	24.3217-1711.3	020449	BOS ALU
			➔	→ 02/13; Bremstrommeldurchmesser innen [Zoll]: 9		2	24.3219-1722.3	020426	BDX GG
1.6	64	06/08→	➔	Bremstrommeldurchmesser innen [Zoll]: 8		2	24.3217-1710.3	020420	TRW GG
			➔	Bremstrommeldurchmesser innen [Zoll]: 8		2	24.3217-1711.3	020449	BOS ALU
			➔	Bremstrommeldurchmesser innen [Zoll]: 7		2	24.3219-1722.3	020426	BDX GG
1.6 16V	77	07/11→	➔	→ 02/13; Bremstrommeldurchmesser innen [Zoll]: 8		2	24.3217-1710.3	020420	TRW GG
			➔	Bremstrommeldurchmesser innen [Zoll]: 8		2	24.3217-1711.3	020449	BOS ALU
1.6 16V Bifuel	77	01/11→	➔	Bremstrommeldurchmesser innen [Zoll]: 8		2	24.3217-1710.3	020420	TRW GG
			➔	Bremstrommeldurchmesser innen [Zoll]: 8		2	24.3217-1711.3	020449	BOS ALU
1.6 Hi-Flex 1.6 LPG	64 62 - 64	06/08→12/12 06/08→12/12	➔	Bremstrommeldurchmesser innen [Zoll]: 8		2	24.3217-1711.3	020449	BOS ALU
1.6 LPG	60	01/11→12/12	➔	→ 10/12; Bremstrommeldurchmesser innen [Zoll]: 8		2	24.3217-1711.3	020449	BOS ALU
→									

















	kW			 	! #		
DACIA - SANDERO 06/08→							
Zubehörsatz, Bremsbacken							
1.0 Hi-Flex 1.6 LPG	56 62	01/11→12/12 05/10→10/12	➔			03.0137-9088.2 669088 03.0137-9274.2 669274	BDX BOS
1.2 16V 1.2 16V LPG 1.4 1.4 MPI LPG 1.5 dCi 1.6 MPI 85	55 55 55 53 50 - 65 62	11/08→ 11/08→ 06/08→ 01/09→ 11/08→ 05/10→06/13	➔	→ 02/13		03.0137-9088.2 669088 03.0137-9158.2 669158 03.0137-9274.2 669274	BDX TRW BOS
1.5 dCi	48	11/08→	➔	→ 02/13		03.0137-9274.2 669274	BOS
1.5 dCi	63	11/08→	➔	→ 02/13		03.0137-9088.2 669088 03.0137-9228.2 669228	BDX BDX
1.6	64	06/08→	➔			03.0137-9088.2 669088 03.0137-9158.2 669158 03.0137-9274.2 669274	BDX TRW BOS
1.6 16V	77	07/11→	➔	→ 02/13		03.0137-9158.2 669158 03.0137-9274.2 669274	TRW BOS
1.6 16V Bifuel	77	01/11→	➔			03.0137-9158.2 669158 03.0137-9274.2 669274	TRW BOS
1.6 Hi-Flex 1.6 LPG	64 64	06/08→12/12 06/08→12/12	➔			03.0137-9274.2 669274	BOS
1.6 LPG	60	01/11→12/12	➔	→ 10/12		03.0137-9088.2 669088 03.0137-9274.2 669274	BDX BOS
 Bremsbackensatz							
1.0 Hi-Flex 1.6 LPG	56 62	01/11→12/12 05/10→10/12	➔	Bremstrommeldurchmesser innen [Zoll]: 7		03.0137-0358.2 650358 03.0137-0532.2 650532	BDX Ø 180 x 42 + HEB BOS Ø 203 x 39 + HEB
1.2 16V 1.2 16V LPG 1.4 1.4 MPI LPG 1.5 dCi 1.6 MPI 85	55 55 55 53 50 - 65 62	11/08→ 11/08→ 06/08→ 01/09→ 11/08→ 05/10→06/13	➔	→ 02/13; Bremstrommeldurchmesser innen [Zoll]: 8		03.0137-0312.2 650312 03.0520-3517.3 693517	TRW Ø 203 x 38 TRW Ø 203 x 39 + RZ / + Zub TopKit
			➔	→ 02/13; Bremstrommeldurchmesser innen [Zoll]: 7		03.0137-0358.2 650358 03.0520-4719.3 694719	BDX Ø 180 x 42 + HEB BOS Ø 180 x 42 + RZ / + Zub TopKit
			➔	→ 02/13		03.0137-0532.2 650532 03.0520-5017.3 695017	BOS Ø 203 x 39 + HEB BOS Ø 203 x 39 + RZ / + Zub TopKit
1.5 dCi	48	11/08→	➔	→ 02/13		03.0137-0532.2 650532 03.0520-5017.3 695017	BOS Ø 203 x 39 + HEB BOS Ø 203 x 39 + RZ / + Zub TopKit
1.5 dCi	63	11/08→	➔	→ 02/13; Bremstrommeldurchmesser innen [Zoll]: 7		03.0137-0358.2 650358 03.0520-4719.3 694719	BDX Ø 180 x 42 + HEB BOS Ø 180 x 42 + RZ / + Zub TopKit
			➔	→ 02/13; Bremstrommeldurchmesser innen [Zoll]: 9		03.0137-0496.2 650496 03.0520-7222.3 697222	BDX Ø 228 x 42 + HEB Ø 228 x 42 + RZ / + Zub TopKit
			➔	→ 02/13; Bremstrommeldurchmesser innen [Zoll]: 8		03.0520-3517.3 693517	TRW Ø 203 x 39 + RZ / + Zub TopKit
			➔	→ 02/13		03.0520-5017.3 695017	BOS Ø 203 x 39 + RZ / + Zub TopKit
1.6	64	06/08→	➔	Bremstrommeldurchmesser innen [Zoll]: 8		03.0137-0312.2 650312 03.0520-3517.3 693517	TRW Ø 203 x 38 TRW Ø 203 x 39 + RZ / + Zub TopKit
			➔	Bremstrommeldurchmesser innen [Zoll]: 7		03.0137-0358.2 650358 03.0520-4719.3 694719	BDX Ø 180 x 42 + HEB BOS Ø 180 x 42 + RZ / + Zub TopKit
			➔			03.0137-0532.2 650532 03.0520-5017.3 695017	BOS Ø 203 x 39 + HEB BOS Ø 203 x 39 + RZ / + Zub TopKit
1.6 16V	77	07/11→	➔	→ 02/13; Bremstrommeldurchmesser innen [Zoll]: 8		03.0137-0312.2 650312 03.0520-3517.3 693517	TRW Ø 203 x 38 TRW Ø 203 x 39 + RZ / + Zub TopKit
			➔	→ 02/13		03.0137-0532.2 650532 03.0520-5017.3 695017	BOS Ø 203 x 39 + HEB BOS Ø 203 x 39 + RZ / + Zub TopKit
1.6 16V Bifuel	77	01/11→	➔	Bremstrommeldurchmesser innen [Zoll]: 8		03.0137-0312.2 650312 03.0520-3517.3 693517	TRW Ø 203 x 38 TRW Ø 203 x 39 + RZ / + Zub TopKit
→							




















	kw			 	! #		
DACIA - SANDERO 06/08→							
 Bremsbackensatz							
1.6 16V Bifuel	77	01/11→	➔			03.0137-0532.2 650532 03.0520-5017.3 695017	BOS Ø 203 x 39 + HEB BOS Ø 203 x 39 + RZ / + Zub TopKit
1.6 Hi-Flex 1.6 LPG	64	06/08→12/12	➔			03.0137-0532.2 650532	BOS Ø 203 x 39 + HEB
1.6 LPG	60	01/11→12/12	➔	→ 10/12; Bremstrommeldurchmesser innen [Zoll]: 7		03.0137-0358.2 650358	BDX Ø 180 x 42 + HEB
			➔	→ 10/12		03.0137-0532.2 650532	BOS Ø 203 x 39 + HEB
 Seilzug, Feststellbremse							
1.5 dCi	63	11/08→		→ 02/13; Trommelbremse; ⚡	2	24.3727-1074.2 581074	L= 1.993
DACIA - SANDERO II 10/12→							
 Radbremszylinder							
1.0 LPG 1.0 TCe 100 1.2	74 74 54	11/19→ 11/19→ 05/15→	➔		2	24.3217-1711.3 020449	BOS ALU
1.0 SCe 75 1.5 Blue dCi 95 1.5 dCi	54 70 63 -	12/16→ 08/18→ 10/12→	➔	Bremstrommeldurchmesser innen [Zoll]: 8	2	24.3217-1711.3 020449	BOS ALU
1.5 dCi 75 / Blue dCi 75 1.6 TCe 90 TCe 90 LPG	66 55 63 66 66	10/12→ 10/12→ 11/12→ 10/12→ 09/15→	➔	Bremstrommeldurchmesser innen [Zoll]: 9	2	24.3219-1761.3 020536	ALU
1.2 1.2 LPG	55 55	10/12→ 10/12→	➔	11/12→	2	24.3217-1711.3 020449	BOS ALU
Zubehörsatz, Bremsbacken							
1.0 LPG 1.0 TCe 100 1.2	74 74 54	11/19→ 11/19→ 05/15→	➔			03.0137-9274.2 669274	BOS
1.0 SCe 75 1.5 Blue dCi 95 1.5 dCi	54 70 63 -	12/16→ 08/18→ 10/12→	➔	Bremstrommeldurchmesser innen [Zoll]: 9		03.0137-9228.2 669228	BDX
1.5 dCi 75 / Blue dCi 75 1.6 TCe 90 TCe 90 LPG	66 55 63 66 66	10/12→ 10/12→ 11/12→ 10/12→ 09/15→	➔	Bremstrommeldurchmesser innen [Zoll]: 8		03.0137-9274.2 669274	BOS
1.2 1.2 LPG	55 55	10/12→ 10/12→	➔	11/12→		03.0137-9274.2 669274	BOS
 Bremsbackensatz							
1.0 LPG 1.0 TCe 100 1.2 1.2 LPG	74 74 54 55	11/19→ 11/19→ 05/15→ 10/12→	➔			03.0137-0532.2 650532 03.0520-5017.3 695017	BOS Ø 203 x 39 + HEB BOS Ø 203 x 39 + RZ / + Zub TopKit
1.0 SCe 75 1.5 Blue dCi 95 1.5 dCi	54 70 63 -	12/16→ 08/18→ 10/12→	➔	Bremstrommeldurchmesser innen [Zoll]: 9		03.0137-0496.2 650496 03.0520-7919.3 697919	BDX Ø 228 x 42 + HEB Ø 228 x 42 + RZ / + Zub TopKit
1.5 dCi 75 / Blue dCi 75 1.6 TCe 90 TCe 90 LPG	66 55 63 66 66	10/12→ 10/12→ 11/12→ 10/12→ 09/15→	➔	Bremstrommeldurchmesser innen [Zoll]: 8		03.0137-0532.2 650532 03.0520-5017.3 695017	BOS Ø 203 x 39 + HEB BOS Ø 203 x 39 + RZ / + Zub TopKit
1.2	55	10/12→	➔	11/12→		03.0137-0532.2 650532 03.0520-5017.3 695017	BOS Ø 203 x 39 + HEB BOS Ø 203 x 39 + RZ / + Zub TopKit
 Seilzug, Feststellbremse							
1.0 LPG 1.0 TCe 100 1.5 Blue dCi 95	74 74 70	11/19→ 11/19→ 08/18→		⚡	2	24.3727-1094.2 581094	L= 1.657
1.0 SCe 75 1.2 1.5 dCi 1.6 TCe 90 LPG	54 54 63 63 66	12/16→ 05/15→ 01/13→ 11/12→ 09/15→		Trommelbremse; ⚡	2	24.3727-1094.2 581094	L= 1.657
1.2 1.2 LPG 1.5 dCi 1.5 dCi 75 / Blue dCi 75 TCe 90	55 55 66 55 66	10/12→ 10/12→ 10/12→ 10/12→ 10/12→		11/12→; Trommelbremse; ⚡	2	24.3727-1094.2 581094	L= 1.657


















	kw			 	! #		
DAEWOO - ARANOS 01/95→11/97							
 Radbremszylinder							
1.8	70	01/95→11/97	➔		2	24.3219-1767.3 020552	GG
Zubehörsatz, Bremsbacken							
1.8	70	01/95→11/97	➔			03.0137-9167.2 669167	
 Bremstrommel							
1.8	70	01/95→11/97	➔			24.0220-0036.1 480149	Ø 228 x 52,5 / 201 - RLG / - ABS Ring
 Bremsbackensatz							
1.8	70	01/95→11/97	➔			03.0137-0267.2 650267	Ø 200 x 46 + HEB
DAEWOO - ESPERO (KLEJ) 10/91→09/99							
 Radbremszylinder							
1.5	55	10/97→08/99	➔	→ 06/99	2	24.3219-1767.3 020552	GG
1.8	66	02/95→09/99	➔				
1.5 16V	66	02/95→06/99	➔		2	24.3219-1767.3 020552	GG
1.8	70	02/95→06/99	➔				
2.0	77	02/95→06/99	➔				
Zubehörsatz, Bremsbacken							
1.5	55	10/97→08/99	➔	→ 06/99		03.0137-9167.2 669167	
1.8	66	02/95→09/99	➔				
1.5 16V	66	02/95→06/99	➔			03.0137-9167.2 669167	
1.8	70	02/95→06/99	➔				
2.0	77	02/95→06/99	➔				
 Bremstrommel							
1.5	55	10/97→08/99	➔	→ 06/99		24.0220-0001.2 480013	Ø 242 x 53,5 / 201,3
1.8	66	02/95→09/99	➔				
1.5 16V	66	02/95→06/99	➔			24.0220-0001.2 480013	Ø 242 x 53,5 / 201,3
1.8	70	02/95→06/99	➔				
2.0	77	02/95→06/99	➔				
 Bremsbackensatz							
1.5	55	10/97→08/99	➔	→ 06/99		03.0137-0267.2 650267	Ø 200 x 46 + HEB
1.8	66	02/95→09/99	➔			03.0520-4019.3 694019	DEL Ø 200 x 46 + RZ / + Zub TopKit
1.5 16V	66	02/95→06/99	➔			03.0137-0267.2 650267	Ø 200 x 46 + HEB
1.8	70	02/95→06/99	➔			03.0520-4019.3 694019	DEL Ø 200 x 46 + RZ / + Zub TopKit
2.0	77	02/95→06/99	➔				
DAEWOO - EVANDA (KLAL) 08/02→							
 Bremsbackensatz, Feststellbremse							
2.0	96	08/02→	➔	→ 02/05		03.0137-3036.2 653036	Ø 168 x 26 + HEB
Zubehörsatz, Feststellbremsbacken							
2.0	96	08/02→	➔	→ 02/05		03.0137-9323.2 669323	
DAEWOO - GENTRA Stufenheck 06/13→							
 Bremsbackensatz, Feststellbremse							
1.5	79	06/13→	➔			03.0137-3036.2 653036	Ø 168 x 26 + HEB
Zubehörsatz, Feststellbremsbacken							
1.5	79	06/13→	➔			03.0137-9323.2 669323	
DAEWOO - KALOS (KLAS) 09/02→							
 Radbremszylinder							
1.2	53	04/03→	➔	→ 02/05	2	24.3219-1767.3 020552	GG
1.4	61	09/02→	➔				
1.4 16V	69	04/03→	➔				
1.5	62	11/02→12/04	➔		2	24.3219-1767.3 020552	GG
1.6	78	02/03→	➔				
Zubehörsatz, Bremsbacken							
1.2	53	04/03→	➔	→ 02/05		03.0137-9167.2 669167	
1.4	61	09/02→	➔				
1.4 16V	69	04/03→	➔				
1.5	62	11/02→12/04	➔			03.0137-9167.2 669167	
➔							


















	kw			 	! #		
DAEWOO - KALOS (KLAS) 09/02→							
Zubehörsatz, Bremsbacken							
1.6	78	02/03→	➔			03.0137-9167.2 669167	
 Bremsbackensatz							
1.2	53	04/03→	➔	→ 02/05		03.0137-0472.2 650472	Ø 200 x 36 + HEB
1.4	61	09/02→				03.0520-6619.3 696619	Ø 200 x 36 + RZ / + Zub TopKit
1.4 16V	69	04/03→					
1.5	62	11/02→12/04	➔			03.0137-0472.2 650472	Ø 200 x 36 + HEB
1.6	78	02/03→				03.0520-6619.3 696619	Ø 200 x 36 + RZ / + Zub TopKit
DAEWOO - KALOS Stufenheck (KLAS) 11/02→12/04							
 Radbremszylinder							
1.4	61 - 69	11/02→12/04	➔		2	24.3219-1767.3 020552	GG
1.5	62	11/02→12/04					
Zubehörsatz, Bremsbacken							
1.4	61 - 69	11/02→12/04	➔			03.0137-9167.2 669167	
1.5	62	11/02→12/04					
 Bremsbackensatz							
1.4	61 - 69	11/02→12/04	➔			03.0137-0472.2 650472	Ø 200 x 36 + HEB
1.5	62	11/02→12/04				03.0520-6619.3 696619	Ø 200 x 36 + RZ / + Zub TopKit
DAEWOO - LACETTI PREMIERE Stufenheck (J300) 02/09→02/11							
 Bremsbackensatz							
1.6	84	02/09→02/11	➔			03.0137-0267.2 650267	Ø 200 x 46 + HEB
DAEWOO - LACETTI Schrägheck (KLAN) 02/02→							
 Bremsbackensatz, Feststellbremse							
1.4	69	06/02→12/04	➔			03.0137-3036.2 653036	Ø 168 x 26 + HEB
1.4	70	02/04→	➔	→ 02/05		03.0137-3036.2 653036	Ø 168 x 26 + HEB
1.6	80	02/04→					
1.8	90	02/04→					
Zubehörsatz, Feststellbremsbacken							
1.4	69	06/02→12/04	➔			03.0137-9323.2 669323	
1.4	70	02/04→	➔	→ 02/05		03.0137-9323.2 669323	
1.6	80	02/04→					
1.8	90	02/04→					
DAEWOO - LACETTI Stufenheck 06/99→07/03							
 Bremsbackensatz, Feststellbremse							
1.6	78	06/99→07/03	➔	06/02→		03.0137-3036.2 653036	Ø 168 x 26 + HEB
Zubehörsatz, Feststellbremsbacken							
1.6	78	06/99→07/03	➔	06/02→		03.0137-9323.2 669323	
DAEWOO - LACETTI Stufenheck (J200) 06/02→12/09							
 Bremsbackensatz, Feststellbremse							
1.5	63	08/03→12/04	➔			03.0137-3036.2 653036	Ø 168 x 26 + HEB
Zubehörsatz, Feststellbremsbacken							
1.5	63	08/03→12/04	➔			03.0137-9323.2 669323	
DAEWOO - LANOS (KLAT) 04/97→							
 Radbremszylinder							
1.3	55	05/97→	➔	→ 447433	2	03.3217-3512.3 020032	Lucas GG
1.5	63	05/97→	➔	447434→; → 12/02	2	24.3219-1767.3 020552	GG
1.5	73	10/97→06/99	➔	→ 447433	2	03.3217-3512.3 020032	Lucas GG
			➔	447434→	2	24.3219-1767.3 020552	GG
1.6 16V	78	05/97→	➔	→ 447433	2	24.3219-1767.3 020552	GG
→			➔	447434→; → 12/02	2	24.3220-1719.3 020448	ALU

















	kw					! #		
DAEWOO - LANOS (KLAT) 04/97→								
Zubehörsatz, Bremsbacken								
1.3 1.5 1.6 16V	55 63 78	05/97→ 05/97→ 05/97→	➡	→ 12/02			03.0137-9167.2 669167	
1.5	73	10/97→06/99	➡				03.0137-9167.2 669167	
 Bremstrommel								
1.3 1.5 1.6 16V	55 63 78	05/97→ 05/97→ 05/97→	➡	→ 12/02; + ABS			24.0220-0001.2 480013	Ø 242 x 53,5 / 201,3
			➡	→ 12/02; - ABS			24.0220-0036.1 480149	Ø 228 x 52,5 / 201 - RLG / - ABS Ring
1.5	73	10/97→06/99	➡	+ ABS			24.0220-0001.2 480013	Ø 242 x 53,5 / 201,3
			➡	- ABS			24.0220-0036.1 480149	Ø 228 x 52,5 / 201 - RLG / - ABS Ring
 Bremsbackensatz								
1.3 1.5	55 63	05/97→ 05/97→	➡	→ 12/02			03.0137-0267.2 650267	Ø 200 x 46 + HEB
			➡	→ 447433			03.0520-3717.3 693717	Ø 200 x 46 + RZ / + Zub TopKit
			➡	447434→; → 12/02			03.0520-4019.3 694019	DEL Ø 200 x 46 + RZ / + Zub TopKit
1.5	73	10/97→06/99	➡				03.0137-0267.2 650267	Ø 200 x 46 + HEB
			➡	→ 447433			03.0520-3717.3 693717	Ø 200 x 46 + RZ / + Zub TopKit
			➡	447434→			03.0520-4019.3 694019	DEL Ø 200 x 46 + RZ / + Zub TopKit
1.6 16V	78	05/97→	➡	→ 12/02			03.0137-0267.2 650267	Ø 200 x 46 + HEB
			➡	→ 447433			03.0520-4019.3 694019	DEL Ø 200 x 46 + RZ / + Zub TopKit
			➡	447434→; → 12/02			03.0520-8320.3 698320	TRW Ø 200 x 46 + RZ / + Zub TopKit
 Seilzug, Feststellbremse								
1.3 1.5 1.6 16V	55 63 78	05/97→ 05/97→ 05/97→		→ 12/02; Trommelbremse; <input type="checkbox"/>			24.3727-2900.2 582900	L= 1.655
				→ 12/02; Trommelbremse; <input type="checkbox"/>			24.3727-2901.2 582901	L= 1.587
1.5	73	10/97→06/99		Trommelbremse; <input type="checkbox"/>			24.3727-2900.2 582900	L= 1.655
				Trommelbremse; <input type="checkbox"/>			24.3727-2901.2 582901	L= 1.587
DAEWOO - LANOS Stufenheck (KLAT) 02/97→								
 Radbremszylinder								
1.3 1.5	55 63	05/97→ 05/97→	➡	→ 447433	2	03.3217-3512.3 020032		Lucas GG
			➡	447434→; → 12/02	2	24.3219-1767.3 020552		GG
1.5	73	10/97→06/99	➡	→ 447433	2	03.3217-3512.3 020032		Lucas GG
			➡	447434→	2	24.3219-1767.3 020552		GG
1.6 16V	78	02/97→	➡	05/97→; → 447433	2	24.3219-1767.3 020552		GG
			➡	447434→; → 12/02	2	24.3220-1719.3 020448		ALU
Zubehörsatz, Bremsbacken								
1.3 1.5	55 63	05/97→ 05/97→	➡	→ 12/02			03.0137-9167.2 669167	
1.5	73	10/97→06/99	➡				03.0137-9167.2 669167	
1.6 16V	78	02/97→	➡	05/97→ 12/02			03.0137-9167.2 669167	
 Bremstrommel								
1.3 1.5	55 63	05/97→ 05/97→	➡	→ 12/02; + ABS			24.0220-0001.2 480013	Ø 242 x 53,5 / 201,3
			➡	→ 12/02; - ABS			24.0220-0036.1 480149	Ø 228 x 52,5 / 201 - RLG / - ABS Ring
1.5	73	10/97→06/99	➡	+ ABS			24.0220-0001.2 480013	Ø 242 x 53,5 / 201,3
			➡	- ABS			24.0220-0036.1 480149	Ø 228 x 52,5 / 201 - RLG / - ABS Ring
1.6 16V	78	02/97→	➡	05/97→ 12/02; + ABS			24.0220-0001.2 480013	Ø 242 x 53,5 / 201,3
			➡	05/97→ 12/02; - ABS			24.0220-0036.1 480149	Ø 228 x 52,5 / 201 - RLG / - ABS Ring
 Bremsbackensatz								
1.3 1.5 →	55 63	05/97→ 05/97→	➡	→ 12/02			03.0137-0267.2 650267	Ø 200 x 46 + HEB




































	kw			 	! #		
DAEWOO - LANOS Stufenheck (KLAT) 02/97→							
 Bremsbackensatz							
1.3 1.5	55 63	05/97→ 05/97→	➔	→ 447433		03.0520-3717.3 693717	Ø 200 x 46 + RZ / + Zub TopKit
			➔	447434→; → 12/02		03.0520-4019.3 694019	DEL Ø 200 x 46 + RZ / + Zub TopKit
1.5	73	10/97→06/99	➔			03.0137-0267.2 650267	Ø 200 x 46 + HEB
			➔	→ 447433		03.0520-3717.3 693717	Ø 200 x 46 + RZ / + Zub TopKit
			➔	447434→		03.0520-4019.3 694019	DEL Ø 200 x 46 + RZ / + Zub TopKit
1.6 16V	78	02/97→	➔	05/97→ 12/02		03.0137-0267.2 650267	Ø 200 x 46 + HEB
			➔	05/97→; → 447433		03.0520-4019.3 694019	DEL Ø 200 x 46 + RZ / + Zub TopKit
			➔	447434→; → 12/02		03.0520-8320.3 698320	TRW Ø 200 x 46 + RZ / + Zub TopKit
 Seilzug, Feststellbremse							
1.3 1.5	55 63	05/97→ 05/97→		→ 12/02; Trommelbremse; <input type="checkbox"/>		24.3727-2900.2 582900	L= 1.655
				→ 12/02; Trommelbremse; <input type="checkbox"/>		24.3727-2901.2 582901	L= 1.587
1.5	73	10/97→06/99		Trommelbremse; <input type="checkbox"/>		24.3727-2900.2 582900	L= 1.655
				Trommelbremse; <input type="checkbox"/>		24.3727-2901.2 582901	L= 1.587
1.6 16V	78	02/97→		05/97→ 12/02; Trommelbremse; <input type="checkbox"/>		24.3727-2900.2 582900	L= 1.655
				05/97→ 12/02; Trommelbremse; <input type="checkbox"/>		24.3727-2901.2 582901	L= 1.587
DAEWOO - MATIZ (M100, M150) 09/98→							
 Radbremsszylinder							
0.8 1.0	38 47	09/98→ 01/03→	➔	→ 02/05	2	24.3217-1712.3 020475	GG
1.0	46	04/03→12/04	➔		2	24.3217-1712.3 020475	GG
Zubehörsatz, Bremsbacken							
0.8 1.0	38 47	09/98→ 01/03→	➔	→ 02/05		03.0137-9260.2 669260	
1.0	46	04/03→12/04	➔			03.0137-9260.2 669260	
 Bremstrommel							
0.8 1.0	38 47	09/98→ 01/03→	➔	→ 02/05		24.0218-0035.1 480146	Ø 205,5 x 40 / 182 - RLG / - ABS Ring
1.0	46	04/03→12/04	➔			24.0218-0035.1 480146	Ø 205,5 x 40 / 182 - RLG / - ABS Ring
 Bremsbackensatz							
0.8 1.0	38 47	09/98→ 01/03→	➔	→ 02/05		03.0137-0363.2 650363	Ø 180 x 31 + HEB
						03.0520-4017.3 694017	Ø 180 x 31 + RZ / + Zub TopKit
1.0	46	04/03→12/04	➔			03.0137-0363.2 650363	Ø 180 x 31 + HEB
						03.0520-4017.3 694017	Ø 180 x 31 + RZ / + Zub TopKit
 Seilzug, Feststellbremse							
0.8 1.0	38 47	09/98→ 01/03→		→ 02/05; Trommelbremse; <input type="checkbox"/>	1	24.3727-2902.2 582902	L= 2.825
1.0	46	04/03→12/04		für Linkslenker; Trommelbremse; <input type="checkbox"/>	1	24.3727-2902.2 582902	L= 2.825
DAEWOO - MATIZ (M200, M250) 01/05→12/18							
 Radbremsszylinder							
0.8 1.0	38 49	01/05→06/10 03/05→12/08	➔		2	24.3217-1712.3 020475	GG
Zubehörsatz, Bremsbacken							
0.8 1.0	38 49	01/05→06/10 03/05→12/08	➔			03.0137-9260.2 669260	
 Bremsbackensatz							
0.8 1.0	38 49	01/05→06/10 03/05→12/08	➔			03.0137-0363.2 650363	Ø 180 x 31 + HEB
						03.0520-4017.3 694017	Ø 180 x 31 + RZ / + Zub TopKit
DAEWOO - MATIZ (M300) 01/10→11/12							
 Radbremsszylinder							
1.0 →	51	01/10→11/12	➔		2	24.3217-1712.3 020475	GG

























	kw			 	! #		
DAEWOO - MATIZ (M300) 01/10→11/12							
Zubehörsatz, Bremsbacken							
1.0	51	01/10→11/12	➔			03.0137-9260.2 669260	
 Bremstrommel							
1.0	51	01/10→11/12	➔			24.0218-0035.1 480146	Ø 205,5 x 40 / 182 - RLG / - ABS Ring
 Bremsbackensatz							
1.0	51	01/10→11/12	➔			03.0137-0363.2 650363 03.0520-4017.3 694017	Ø 180 x 31 + HEB Ø 180 x 31 + RZ / + Zub TopKit
 Seilzug, Feststellbremse							
1.0	51	01/10→11/12		Trommelbremse; ↓	1	24.3727-2902.2 582902	L= 2.825
DAEWOO - MATIZ Kasten/Schrägheck (KLA4) 08/98→08/02							
 Radbremsszylinder							
0.8	38	08/98→08/02	➔			24.3217-1712.3 020475	GG
Zubehörsatz, Bremsbacken							
0.8	38	08/98→08/02	➔			03.0137-9260.2 669260	
 Bremstrommel							
0.8	38	08/98→08/02	➔			24.0218-0035.1 480146	Ø 205,5 x 40 / 182 - RLG / - ABS Ring
 Bremsbackensatz							
0.8	38	08/98→08/02	➔			03.0137-0363.2 650363 03.0520-4017.3 694017	Ø 180 x 31 + HEB Ø 180 x 31 + RZ / + Zub TopKit
 Seilzug, Feststellbremse							
0.8	38	08/98→08/02		Trommelbremse; ↓	1	24.3727-2902.2 582902	L= 2.825
DAEWOO - NEXIA 02/95→08/97							
 Radbremsszylinder							
1.5	44 - 55	02/95→08/97	➔		2	03.3217-3512.3 020032	Lucas GG
1.5 16V	66	02/95→08/97	➔		2	24.3219-1767.3 020552	GG
Zubehörsatz, Bremsbacken							
1.5	44 - 55	02/95→08/97	➔			03.0137-9167.2 669167	
1.5 16V	66	02/95→08/97					
 Bremstrommel							
1.5	44 - 55	02/95→08/97	➔			24.0220-0001.2 480013	Ø 242 x 53,5 / 201,3
1.5 16V	66	02/95→08/97					
 Bremsbackensatz							
1.5	44 - 55	02/95→08/97	➔			03.0137-0267.2 650267 03.0520-3717.3 693717	Ø 200 x 46 + HEB Ø 200 x 46 + RZ / + Zub TopKit
1.5 16V	66	02/95→08/97	➔			03.0137-0267.2 650267 03.0520-4019.3 694019	Ø 200 x 46 + HEB DEL Ø 200 x 46 + RZ / + Zub TopKit
 Seilzug, Feststellbremse							
1.5	44 - 55	02/95→08/97		Trommelbremse; ↓	1	24.3727-0730.2 580730	L= 1.272 L2= 1.676 + Zub
1.5 16V	66	02/95→08/97					
DAEWOO - NEXIA Stufenheck 02/95→06/08							
 Radbremsszylinder							
1.5	44 - 55	02/95→08/97	➔		2	03.3217-3512.3 020032	Lucas GG
1.5	59	08/97→06/08	➔		2	24.3219-1767.3 020552	GG
1.5 16V	66	02/95→08/97					
1.6	80	08/97→06/08					
1.8	74	02/95→06/08	➔	10/95→	2	24.3219-1767.3 020552	GG
→							


















	kw			 	! #		
DAEWOO - NEXIA Stufenheck 02/95→06/08							
Zubehörsatz, Bremsbacken							
1.5	44 - 59	02/95→06/08	➔			03.0137-9167.2 669167	
1.5 16V	66	02/95→08/97					
1.6	80	08/97→06/08					
1.8	74	02/95→06/08	➔	10/95→		03.0137-9167.2 669167	
 Bremstrommel							
1.5	44 - 59	02/95→06/08	➔			24.0220-0001.2 480013	Ø 242 x 53,5 / 201,3
1.5 16V	66	02/95→08/97					
1.6	80	08/97→06/08					
1.8	74	02/95→06/08	➔	10/95→		24.0220-0001.2 480013	Ø 242 x 53,5 / 201,3
 Bremsbackensatz							
1.5	44 - 55	02/95→08/97	➔			03.0137-0267.2 650267 03.0520-3717.3 693717	Ø 200 x 46 + HEB Ø 200 x 46 + RZ / + Zub TopKit
1.5	59	08/97→06/08	➔			03.0137-0267.2 650267	Ø 200 x 46 + HEB
1.5 16V	66	02/95→08/97	➔			03.0520-4019.3 694019	DEL Ø 200 x 46 + RZ / + Zub TopKit
1.6	80	08/97→06/08					
1.8	74	02/95→06/08	➔	10/95→		03.0137-0267.2 650267 03.0520-4019.3 694019	Ø 200 x 46 + HEB DEL Ø 200 x 46 + RZ / + Zub TopKit
 Seilzug, Feststellbremse							
1.5	44 - 59	02/95→06/08		Trommelbremse; ↓	1	24.3727-0730.2 580730	L= 1.272 L2= 1.676 + Zub
1.5 16V	66	02/95→08/97					
1.6	80	08/97→06/08					
1.8	74	02/95→06/08		10/95→; Trommelbremse; ↓	1	24.3727-0730.2 580730	L= 1.272 L2= 1.676 + Zub
DAEWOO - NEXIA Stufenheck 07/08→							
 Radbremszylinder							
1.5	59	07/08→	➔		2	24.3219-1767.3 020552	GG
1.6	80	07/08→					
Zubehörsatz, Bremsbacken							
1.5	59	07/08→	➔			03.0137-9167.2 669167	
1.6	80	07/08→					
 Bremstrommel							
1.5	59	07/08→	➔			24.0220-0001.2 480013	Ø 242 x 53,5 / 201,3
1.6	80	07/08→					
 Bremsbackensatz							
1.5	59	07/08→	➔			03.0137-0267.2 650267	Ø 200 x 46 + HEB
1.6	80	07/08→				03.0420-4019.3 684019	DEL Ø 200 x 46 + RZ / + Zub Kit
 Seilzug, Feststellbremse							
1.5	59	07/08→		↓		24.3727-0730.2 580730	L= 1.272 L2= 1.676 + Zub
1.6	80	07/08→					
DAEWOO - NUBIRA (J100) 04/97→							
 Radbremszylinder							
1.6	76	08/02→07/03	➔	- ABS	2	24.3220-1719.3 020448	ALU
2.0 CDX	93	08/02→07/03					
1.6 16V	78	05/97→05/99	➔	06/97→	2	24.3220-1719.3 020448	ALU
Zubehörsatz, Bremsbacken							
1.6	76	08/02→07/03	➔	→ 12/02; - ABS		03.0137-9167.2 669167	
2.0 CDX	93	08/02→07/03					
1.6 16V	78	05/97→05/99	➔	06/97→		03.0137-9167.2 669167	
 Bremstrommel							
1.6	76	08/02→07/03	➔	→ 12/02; - ABS		24.0220-0001.2 480013	Ø 242 x 53,5 / 201,3
2.0 CDX	93	08/02→07/03					
1.6 16V	78	05/97→05/99	➔	06/97→		24.0220-0001.2 480013	Ø 242 x 53,5 / 201,3
 Bremsbackensatz							
1.6	76	08/02→07/03	➔	→ 12/02; - ABS		03.0137-0267.2 650267	Ø 200 x 46 + HEB
2.0 CDX	93	08/02→07/03					
→							

	kw			 	! #		
DAEWOO - NUBIRA (J100) 04/97→							
 Bremsbackensatz							
1.6 2.0 CDX	76 93	08/02→07/03 08/02→07/03	➡	→ 12/02; - ABS		03.0520-8320.3 698320	TRW Ø 200 x 46 + RZ / + Zub TopKit
1.6 16V	78	05/97→05/99	➡	06/97→		03.0137-0267.2 650267 03.0520-8320.3 698320	Ø 200 x 46 + HEB TRW Ø 200 x 46 + RZ / + Zub TopKit
 Bremsbackensatz, Feststellbremse							
1.6 2.0 CDX	76 93	08/02→07/03 08/02→07/03	➡			03.0137-3036.2 653036	Ø 168 x 26 + HEB
Zubehörsatz, Feststellbremsbacken							
1.6 2.0 CDX	76 93	08/02→07/03 08/02→07/03	➡			03.0137-9323.2 669323	
DAEWOO - NUBIRA (J150) 06/99→07/03							
 Radbremszylinder							
1.6 16V	78	06/99→07/02	➡		2	24.3220-1719.3 020448	ALU
Zubehörsatz, Bremsbacken							
1.6 16V	78	06/99→07/02	➡	- ABS		03.0137-9167.2 669167	
 Bremstrommel							
1.6 16V	78	06/99→07/02	➡	- ABS		24.0220-0001.2 480013	Ø 242 x 53,5 / 201,3
 Bremsbackensatz							
1.6 16V	78	06/99→07/02	➡	- ABS		03.0137-0267.2 650267	Ø 200 x 46 + HEB
 Bremsbackensatz, Feststellbremse							
1.6 16V	78	06/99→07/02	➡			03.0137-3036.2 653036	Ø 168 x 26 + HEB
Zubehörsatz, Feststellbremsbacken							
1.6 16V	78	06/99→07/02	➡			03.0137-9323.2 669323	
DAEWOO - NUBIRA Stufenheck (J100) 04/97→							
 Radbremszylinder							
1.6 16V	76	07/00→	➡	→ 02/05; - ABS	2	24.3220-1719.3 020448	ALU
1.6 16V	78	05/97→05/99	➡	06/97→	2	24.3220-1719.3 020448	ALU
1.8 16V	100	04/97→05/99	➡		2	24.3220-1719.3 020448	ALU
Zubehörsatz, Bremsbacken							
1.6 16V	76	07/00→	➡	→ 02/05; - ABS		03.0137-9167.2 669167	
1.6 16V	78	05/97→05/99	➡	06/97→		03.0137-9167.2 669167	
 Bremstrommel							
1.6 16V	76	07/00→	➡	→ 02/05; - ABS		24.0220-0001.2 480013	Ø 242 x 53,5 / 201,3
1.6 16V	78	05/97→05/99	➡	06/97→		24.0220-0001.2 480013	Ø 242 x 53,5 / 201,3
1.8 16V	100	04/97→05/99	➡			24.0220-0001.2 480013	Ø 242 x 53,5 / 201,3
 Bremsbackensatz							
1.6 16V	76	07/00→	➡	→ 02/05; - ABS		03.0137-0267.2 650267 03.0520-8320.3 698320	Ø 200 x 46 + HEB TRW Ø 200 x 46 + RZ / + Zub TopKit
1.6 16V	78	05/97→05/99	➡	06/97→		03.0137-0267.2 650267 03.0520-8320.3 698320	Ø 200 x 46 + HEB TRW Ø 200 x 46 + RZ / + Zub TopKit
1.8 16V	100	04/97→05/99	➡			03.0137-0267.2 650267 03.0520-8320.3 698320	Ø 200 x 46 + HEB TRW Ø 200 x 46 + RZ / + Zub TopKit
 Bremsbackensatz, Feststellbremse							
1.6 16V	76	07/00→	➡	→ 02/05		03.0137-3036.2 653036	Ø 168 x 26 + HEB
Zubehörsatz, Feststellbremsbacken							
1.6 16V	76	07/00→	➡	→ 02/05		03.0137-9323.2 669323	















	kW			 	! #		
DAEWOO - NUBIRA Stufenheck (J200) 07/03→							
 Bremsbackensatz, Feststellbremse							
1.4	69	10/03→12/04	➡			03.0137-3036.2 653036	Ø 168 x 26 + HEB
1.6	80	07/03→	➡	08/03→ 02/05		03.0137-3036.2 653036	Ø 168 x 26 + HEB
1.8	90	07/03→					
Zubehörsatz, Feststellbremsbacken							
1.4	69	10/03→12/04	➡			03.0137-9323.2 669323	
1.6	80	07/03→	➡	08/03→ 02/05		03.0137-9323.2 669323	
1.8	90	07/03→					
DAEWOO - NUBIRA Wagon (J100) 04/97→							
 Radbremsszylinder							
1.6 16V	66	06/97→	➡	→ 05/99	2	24.3220-1719.3 020448	ALU
1.6 16V	76	12/00→	➡	→ 02/05; - ABS	2	24.3220-1719.3 020448	ALU
1.6 16V	78	05/97→05/99	➡	06/97→	2	24.3220-1719.3 020448	ALU
Zubehörsatz, Bremsbacken							
1.6 16V	66	06/97→	➡	→ 05/99		03.0137-9167.2 669167	
1.6 16V	76	12/00→	➡	→ 02/05; - ABS		03.0137-9167.2 669167	
1.6 16V	78	05/97→05/99	➡	06/97→		03.0137-9167.2 669167	
 Bremstrommel							
1.6 16V	66	06/97→	➡	→ 05/99		24.0220-0001.2 480013	Ø 242 x 53,5 / 201,3
1.6 16V	76	12/00→	➡	→ 02/05; - ABS		24.0220-0001.2 480013	Ø 242 x 53,5 / 201,3
1.6 16V	78	05/97→05/99	➡	06/97→		24.0220-0001.2 480013	Ø 242 x 53,5 / 201,3
 Bremsbackensatz							
1.6 16V	66	06/97→	➡	→ 05/99		03.0137-0267.2 650267 03.0520-8320.3 698320	Ø 200 x 46 + HEB TRW Ø 200 x 46 + RZ / + Zub TopKit
1.6 16V	76	12/00→	➡	→ 02/05; - ABS		03.0137-0267.2 650267 03.0520-8320.3 698320	Ø 200 x 46 + HEB TRW Ø 200 x 46 + RZ / + Zub TopKit
1.6 16V	78	05/97→05/99	➡	06/97→		03.0137-0267.2 650267 03.0520-8320.3 698320	Ø 200 x 46 + HEB TRW Ø 200 x 46 + RZ / + Zub TopKit
 Bremsbackensatz, Feststellbremse							
1.6 16V	76	12/00→	➡	→ 02/05		03.0137-3036.2 653036	Ø 168 x 26 + HEB
Zubehörsatz, Feststellbremsbacken							
1.6 16V	76	12/00→	➡	→ 02/05		03.0137-9323.2 669323	
DAEWOO - NUBIRA Wagon (J200) 07/03→							
 Bremsbackensatz, Feststellbremse							
1.6	80	07/03→	➡	08/03→ 02/05		03.0137-3036.2 653036	Ø 168 x 26 + HEB
1.8	90	07/03→					
Zubehörsatz, Feststellbremsbacken							
1.6	80	07/03→	➡	08/03→ 02/05		03.0137-9323.2 669323	
1.8	90	07/03→					
DAEWOO - RACER Schrägheck 01/86→12/97							
 Radbremsszylinder							
1.5	52	03/95→12/97	➡	→ 08/97	2	03.3217-3512.3 020032	Lucas GG
Zubehörsatz, Bremsbacken							
1.5	52	03/95→12/97	➡	→ 08/97		03.0137-9167.2 669167	
 Bremstrommel							
1.5	52	03/95→12/97	➡	→ 08/97		24.0220-0001.2 480013	Ø 242 x 53,5 / 201,3
 Bremsbackensatz							
1.5	52	03/95→12/97	➡	→ 08/97		03.0137-0267.2 650267 03.0520-3717.3 693717	Ø 200 x 46 + HEB Ø 200 x 46 + RZ / + Zub TopKit
→							

	kw					! #		
DAEWOO - RACER Schrägheck 01/86→12/97								
 Seilzug, Feststellbremse								
1.5	52	03/95→12/97			→ 08/97; Trommelbremse; 	1	24.3727-0730.2 580730	L= 1.272 L2= 1.676 + Zub
DAEWOO - TACUMA (U100) 06/00→								
 Radbremszylinder								
1.6 1.8	77 67 - 74	09/00→ 09/00→			→ 08/05	2	24.3220-1747.3 020583	GG
2.0	94	09/00→						
1.6 1.6 SX 2.0	78 66 89	02/02→12/04 08/01→12/04 09/01→12/04				2	24.3220-1747.3 020583	GG
DAEWOO - TOSCA 02/06→								
 Bremsbackensatz, Feststellbremse								
2.0 TDCi	110	02/06→					03.0137-3036.2 653036	Ø 168 x 26 + HEB
2.0 XT	105	02/06→			→ 12/10		03.0137-3036.2 653036	Ø 168 x 26 + HEB
2.5 Executive	115	02/06→						
Zubehörsatz, Feststellbremsbacken								
2.0 XT	105	02/06→			→ 12/10		03.0137-9323.2 669323	
2.5 Executive	115	02/06→						
DAIHATSU - APPLAUSE I Schrägheck (A101, A111) 06/89→07/97								
Zubehörsatz, Bremsbacken								
1.6 16V	66 - 77	06/89→07/97			- ABS		03.0137-9271.2 669271	
1.6 16V 4WD	77	06/89→07/97					03.0137-9271.2 669271	
 Bremsbackensatz								
1.6 16V	66 - 77	06/89→07/97			- ABS		03.0137-0315.2 650315	Ø 200 x 32
1.6 16V 4WD	77	06/89→07/97					03.0137-0315.2 650315	Ø 200 x 32
DAIHATSU - APPLAUSE II Schrägheck (A101) 07/97→05/00								
Zubehörsatz, Bremsbacken								
1.6 16V	73	07/97→05/00					03.0137-9271.2 669271	
 Bremsbackensatz								
1.6 16V	73	07/97→05/00					03.0137-0315.2 650315	Ø 200 x 32
DAIHATSU - CHARADE IV (G200, G202) 01/93→09/00								
Zubehörsatz, Bremsbacken								
1.3 1.3 16V 1.3 i 16V 1.5 i 16V	44 55 62 66	09/96→11/99 05/96→11/99 01/93→09/00 01/97→11/99			- ABS		03.0137-9126.2 669126	
DAIHATSU - CHARADE IV Stufenheck (G203) 03/93→01/01								
Zubehörsatz, Bremsbacken								
1.5 16V	55	10/94→01/01			→ 11/99; - ABS		03.0137-9126.2 669126	
1.5 i 16V	66	06/94→11/99			08/94→; - ABS		03.0137-9126.2 669126	
DAIHATSU - CHARADE VIII 05/11→								
 Radbremszylinder								
1.33 16V	73	05/11→			→ 01/13	2	24.3220-1728.3 020509	ALU
Zubehörsatz, Bremsbacken								
1.33 16V	73	05/11→			→ 01/13		03.0137-9280.2 669280	
 Bremsbackensatz								
1.33 16V	73	05/11→			→ 01/13		03.0137-0502.2 650502 03.0520-8920.3 698920	Ø 203 x 38 + HEB AP Ø 203 x 38 + RZ / + Zub TopKit
 Seilzug, Feststellbremse								
1.33 16V	73	05/11→			→ 01/13; Trommelbremse; 		24.3727-1937.2 581937	L= 1.555
					→ 01/13; Trommelbremse; 		24.3727-1938.2 581938	L= 1.600















	kw					! #		
DAIHATSU - COPEN (L880_, L881_) 03/02→09/12								
 Radbremsszylinder								
0.7 1.3	47 64	09/03→09/12 03/06→09/12	➡	→ 07/12		2	24.3217-1732.3 020558	ALU
0.7	50	09/03→12/07	➡			2	24.3217-1732.3 020558	ALU
DAIHATSU - CUORE IV (L501) 08/94→12/99								
 Bremsbackensatz								
0.7 4WD 0.8	48 31	10/97→05/99 11/96→10/98	➡				03.0137-0404.2 650404	Ø 165 x 28 - HEB
0.8	32	01/95→08/98	➡	→ 10/96			03.0137-0404.2 650404	Ø 165 x 28 - HEB
DAIHATSU - CUORE V (L7_) 10/98→05/03								
 Radbremsszylinder								
1.0	40	11/98→09/00	➡	+ ABS		2	24.3217-1732.3 020558	ALU
1.0	41	11/98→12/02	➡	→ 09/02; + ABS		2	24.3217-1732.3 020558	ALU
			➡	10/02→; + ABS		2	24.3217-1732.3 020558	ALU
1.0 DVVT	43	10/00→02/03	➡	→ 09/02; + ABS		2	24.3217-1732.3 020558	ALU
			➡	10/02→ 12/02; + ABS		2	24.3217-1732.3 020558	ALU
 Bremstrommel								
1.0	40	11/98→09/00	➡	- ABS			24.0216-5004.2 480183	Ø 196 x 33,5 / 166 - RLG / - ABS Ring / mit Radbefestigungsbolzen
 Bremsbackensatz								
1.0	40	11/98→09/00	➡	→ 09/99; - ABS			03.0137-0404.2 650404	Ø 165 x 28 - HEB
DAIHATSU - CUORE VI (L251, L250_, L260_) 03/03→								
 Radbremsszylinder								
0.7 1.0	35 43	03/03→ 05/03→	➡	→ 08/07		2	24.3217-1737.3 020574	ALU
 Bremstrommel								
0.7 1.0	35 43	03/03→ 05/03→	➡	→ 08/07; - ABS			24.0216-5004.2 480183	Ø 196 x 33,5 / 166 - RLG / - ABS Ring / mit Radbefestigungsbolzen
 Bremsbackensatz								
0.7 1.0	35 43	03/03→ 05/03→	➡	09/03→ 08/07			03.0137-0475.2 650475	Ø 165 x 26 - HEB
DAIHATSU - CUORE VII (L275_, L285_, L276_) 12/06→								
 Radbremsszylinder								
0.7 1.0 LPG	43 51	12/06→ 09/11→12/12	➡	+ ESP; 			24.3217-1721.3 020489	ALU
			➡	+ ESP; 			24.3217-1722.3 020490	ALU
			➡	- ESP		2	24.3217-1737.3 020574	ALU
1.0	51	04/07→	➡	09/07→ 01/13; + ESP; 			24.3217-1721.3 020489	ALU
			➡	09/07→ 01/13; + ESP; 			24.3217-1722.3 020490	ALU
			➡	09/07→ 01/13; - ESP		2	24.3217-1737.3 020574	ALU
Zubehörsatz, Bremsbacken								
0.7 1.0 LPG 1.0	43 51 51	12/06→ 09/11→12/12 04/07→	➡	+ ESP			03.0137-9353.2 669353	
			➡	09/07→ 01/13; + ESP			03.0137-9353.2 669353	
 Bremsbackensatz								
0.7 1.0 LPG	43 51	12/06→ 09/11→12/12	➡	- ESP			03.0137-0475.2 650475	Ø 165 x 26 - HEB
			➡	+ ESP			03.0137-0489.2 650489	Ø 180 x 28 - HEB
1.0	51	04/07→	➡	09/07→ 01/13; - ESP			03.0137-0475.2 650475	Ø 165 x 26 - HEB
			➡	09/07→ 01/13; + ESP			03.0137-0489.2 650489	Ø 180 x 28 - HEB
DAIHATSU - MATERIA (M4_) 10/06→								
 Radbremsszylinder								
1.3 1.5 1.5 ECO 4WD	67 76 76	10/06→ 10/06→ 10/06→	➡	→ 07/12; 			24.3217-1721.3 020489	ALU
			➡	→ 07/12; 			24.3217-1722.3 020490	ALU
→								














	kw					! #		
DAIHATSU - MATERIA (M4_) 10/06→								
 Radbremszylinder								
1.5 LPG	76	01/10→12/11	➡	<input type="checkbox"/>			24.3217-1721.3 020489	ALU
			➡	<input type="checkbox"/>			24.3217-1722.3 020490	ALU
Zubehörsatz, Bremsbacken								
1.3	67	10/06→	➡		→ 07/12		03.0137-9353.2 669353	
1.5	76	10/06→						
1.5 LPG	76	01/10→12/11	➡				03.0137-9353.2 669353	
 Bremsbackensatz								
1.3	67	10/06→	➡		→ 07/12		03.0137-0489.2 650489	Ø 180 x 28 - HEB
1.5	76	10/06→						
1.5 LPG	76	01/10→12/11	➡				03.0137-0489.2 650489	Ø 180 x 28 - HEB
DAIHATSU - MOVE (L6_) 06/94→11/99								
 Bremsbackensatz								
0.8	31	01/97→11/99	➡		05/98→ 09/98		03.0137-0404.2 650404	Ø 165 x 28 - HEB
DAIHATSU - MOVE (L9_) 04/97→09/02								
 Radbremszylinder								
1.0 i	40	10/98→12/00	➡		+ ABS	2	24.3217-1732.3 020558	ALU
1.0 i	41	10/98→09/02	➡		→ 11/00; + ABS	2	24.3217-1732.3 020558	ALU
 Bremstrommel								
1.0 i	40	10/98→12/00	➡		- ABS		24.0216-5004.2 480183	Ø 196 x 33,5 / 166 - RLG / - ABS Ring / mit Radbefestigungsbolzen
1.0 i	41	10/98→09/02	➡		→ 11/00; - ABS		24.0216-5004.2 480183	Ø 196 x 33,5 / 166 - RLG / - ABS Ring / mit Radbefestigungsbolzen
 Bremsbackensatz								
1.0 i	41	10/98→09/02	➡		→ 09/99; - ABS		03.0137-0404.2 650404	Ø 165 x 28 - HEB
DAIHATSU - SIRION (M1) 04/98→04/05								
 Radbremszylinder								
1.0	40	04/98→10/00	➡		→ 08/00	2	24.3217-1732.3 020558	ALU
1.0 i	41	04/98→09/00						
1.0 i	43	09/00→01/05	➡		02/02→ 12/04	2	24.3217-1732.3 020558	ALU
1.3 Sport	75	08/00→01/05	➡		→ 01/02	2	24.3217-1732.3 020558	ALU
1.0 i 4WD	43	09/00→01/05	➡		02/02→ 12/04	2	24.3217-1732.3 020558	ALU
1.3 Rally	81	06/02→03/05	➡		→ 12/04	2	24.3217-1732.3 020558	ALU
1.3 Rally 4WD	81	06/02→03/05						
1.3 Sport 4WD	75	08/00→03/05						
DAIHATSU - SIRION (M3_) 01/05→								
 Radbremszylinder								
1.0	51	01/05→06/13	➡		→ 01/13; <input type="checkbox"/>		24.3217-1721.3 020489	ALU
1.0 LPG	51	01/05→06/13						
1.3	64	01/05→	➡		→ 01/13; <input type="checkbox"/>		24.3217-1722.3 020490	ALU
	67							
1.5	76	03/08→						
Zubehörsatz, Bremsbacken								
1.0	51	01/05→06/13	➡		→ 01/13		03.0137-9353.2 669353	
1.0 LPG	51	01/05→06/13						
1.3	64	01/05→						
	67							
1.5	76	03/08→						
 Bremsbackensatz								
1.0	51	01/05→06/13	➡		→ 01/13		03.0137-0489.2 650489	Ø 180 x 28 - HEB
1.0 LPG	51	01/05→06/13						
1.3	64	01/05→						
	67							
1.5	76	03/08→						
DAIHATSU - TERIOS (J1_) 03/97→10/06								
 Radbremszylinder								
1.3	63	07/00→10/06	➡		<input type="checkbox"/>		24.3220-1744.3 020578	ALU
→								
























	kw					! #		
DAIHATSU - TERIOS (J1_) 03/97→10/06								
 Radbremsszylinder								
1.3 4WD	62 - 63	05/97→10/05	➔	☐			24.3220-1744.3 020578	ALU
1.3 VVT-i Turbo 4WD	103	10/02→10/05						
1.3 4WD	61	10/97→10/00	➔	→ 09/00; ☐			24.3220-1744.3 020578	ALU
 Bremsbackensatz								
1.3	63	07/00→10/06	➔				03.0137-0398.2 650398	Ø 229 x 42 + HEB
1.3 4WD	63	10/00→10/05						
1.3 VVT-i Turbo 4WD	103	10/02→10/05						
DAIHATSU - TERIOS (J2_) 11/05→								
 Bremsbackensatz								
1.3 VVT-i 4x4	63	11/05→	➔	→ 01/13			03.0137-0492.2 650492	Ø 228 x 42 - HEB
1.5 4x4	77	05/06→						
1.5 VVT-i 4x4	75	09/10→						
1.5 VVT-i RWD	75 - 77	11/05→						
1.3 VVT-i LPG 4x4	63	01/09→12/09	➔				03.0137-0492.2 650492	Ø 228 x 42 - HEB
1.5 LPG 4x4	77	06/09→						
1.5 VVT-i	80	12/06→10/10						
DAIHATSU - TREVIS 06/06→								
 Bremsbackensatz								
1.0	43	06/06→	➔				03.0137-0494.2 650494	Ø 165 x 28 - HEB
DAIHATSU - YRV (M2) 02/01→								
 Radbremsszylinder								
1.0	43	02/01→	➔	→ 01/02	2		24.3217-1732.3 020558	ALU
1.3	64	02/01→						
DS - DS 3 (SA_) 04/15→07/19								
 Radbremsszylinder								
1.2 THP 110 / PureTech 110	81	04/15→07/19	➔	Ø 228	2		24.3220-1732.3 020514	BOS ALU
1.2 THP 130	96	09/15→07/19	➔	Ø 203	2		24.3220-1741.3 020548	ALU
1.2 VTi 82	60	04/15→07/19						
1.4 HDi 70	50	07/15→12/16						
1.6 BlueHDi 100	73	04/15→07/19						
1.6 BlueHDi 116	85	07/15→07/19						
1.6 BlueHDi 120	88	07/15→07/19						
1.6 BlueHDi 75	55	07/15→07/19						
1.6 THP	110 - 120	07/15→07/19						
1.6 THP 165	121	07/15→07/19						
1.6 THP 208	153	09/15→07/19						
Zubehörsatz, Bremsbacken								
1.2 THP 110 / PureTech 110	81	04/15→07/19	➔	Ø 228			03.0137-9228.2 669228	BDX
1.2 THP 130	96	09/15→07/19	➔	Ø 203			03.0137-9281.2 669281	
1.2 VTi 82	60	04/15→07/19						
1.4 HDi 70	50	07/15→12/16						
1.6 BlueHDi 100	73	04/15→07/19						
1.6 BlueHDi 116	85	07/15→07/19						
1.6 BlueHDi 120	88	07/15→07/19						
1.6 BlueHDi 75	55	07/15→07/19						
1.6 THP	110 - 120	07/15→07/19						
1.6 THP 165	121	07/15→07/19						
1.6 THP 208	153	09/15→07/19						
 Bremstrommel								
1.2 THP 110 / PureTech 110	81	04/15→07/19	➔				24.0222-9701.2 480219	Ø 273 x 51 / 230,1 + RLG / + ABS Ring
1.2 THP 130	96	09/15→07/19						
1.2 VTi 82	60	04/15→07/19						
1.4 HDi 70	50	07/15→12/16						
1.6 BlueHDi 100	73	04/15→07/19						
1.6 BlueHDi 116	85	07/15→07/19						
1.6 BlueHDi 120	88	07/15→07/19						
1.6 BlueHDi 75	55	07/15→07/19						
1.6 THP	110 - 120	07/15→07/19						
1.6 THP 165	121	07/15→07/19						
1.6 THP 208	153	09/15→07/19						
			➔					











		kW								! #					
DS - DS 3 (SA_) 04/15→07/19															
 Bremsbackensatz															
1.2 THP 110 / PureTech 110	81	04/15→07/19	➔							03.0137-0491.2	650491	Ø 228 x 42 + HEB			
1.2 THP 130	96	09/15→07/19								03.0137-0504.2	650504	BOS Ø 203 x 39 + HEB			
1.2 VTi 82	60	04/15→07/19								03.0520-9420.3	699420	BOS Ø 228 x 42 + RZ / + Zub TopKit			
1.4 HDi 70	50	07/15→12/16													
1.6 BlueHDi 100	73	04/15→07/19								03.0520-9620.3	699620	Ø 203 x 39 + RZ / + Zub TopKit			
1.6 BlueHDi 116	85	07/15→07/19													
1.6 BlueHDi 120	88	07/15→07/19													
1.6 BlueHDi 75	55	07/15→07/19													
1.6 THP	110 - 120	07/15→07/19													
1.6 THP 165	121	07/15→07/19													
1.6 THP 208	153	09/15→07/19													
 Seilzug, Feststellbremse															
1.2 THP 110 / PureTech 110	81	04/15→07/19			Trommelbremse; Ø 203; ↓		2	24.3727-0357.2	580357	L= 1.703					
1.2 THP 130	96	09/15→07/19													
1.2 VTi 82	60	04/15→07/19													
1.4 HDi 70	50	07/15→12/16													
1.6 BlueHDi 100	73	04/15→07/19													
1.6 BlueHDi 116	85	07/15→07/19													
1.6 BlueHDi 120	88	07/15→07/19													
1.6 BlueHDi 75	55	07/15→07/19													
1.6 THP	110 - 120	07/15→07/19													
1.6 THP 165	121	07/15→07/19													
1.6 THP 208	153	09/15→07/19													
DS - DS 3 Cabriolet (SB_) 07/15→07/19															
 Radbremszylinder															
1.2 THP 110	81	07/15→07/19	➔		Ø 228		2	24.3220-1732.3	020514	BOS ALU					
1.2 THP 130	96	09/15→07/19													
1.2 VTi 82	60	07/15→07/19	➔		Ø 203		2	24.3220-1741.3	020548	ALU					
1.6 BlueHDi 100	73	07/15→07/19													
1.6 BlueHDi 116	85	07/15→07/19													
1.6 BlueHDi 120	88	07/15→07/19													
1.6 THP	110 - 120	07/15→07/19													
1.6 THP 165	121	07/15→07/19													
1.6 THP 208	153	09/15→07/19													
Zubehörsatz, Bremsbacken															
1.2 THP 110	81	07/15→07/19	➔		Ø 228			03.0137-9228.2	669228	BDX					
1.2 THP 130	96	09/15→07/19													
1.2 VTi 82	60	07/15→07/19	➔		Ø 203			03.0137-9281.2	669281						
1.6 BlueHDi 100	73	07/15→07/19													
1.6 BlueHDi 116	85	07/15→07/19													
1.6 BlueHDi 120	88	07/15→07/19													
1.6 THP	110 - 120	07/15→07/19													
1.6 THP 165	121	07/15→07/19													
1.6 THP 208	153	09/15→07/19													
 Bremstrommel															
1.2 THP 110	81	07/15→07/19	➔					24.0222-9701.2	480219	Ø 273 x 51 / 230,1 + RLG / + ABS Ring					
1.2 THP 130	96	09/15→07/19													
1.2 VTi 82	60	07/15→07/19													
1.6 BlueHDi 100	73	07/15→07/19													
1.6 BlueHDi 116	85	07/15→07/19													
1.6 BlueHDi 120	88	07/15→07/19													
1.6 THP	110 - 120	07/15→07/19													
1.6 THP 165	121	07/15→07/19													
1.6 THP 208	153	09/15→07/19													
 Bremsbackensatz															
1.2 THP 110	81	07/15→07/19	➔					03.0137-0491.2	650491	Ø 228 x 42 + HEB					
1.2 THP 130	96	09/15→07/19						03.0137-0504.2	650504	BOS Ø 203 x 39 + HEB					
1.2 VTi 82	60	07/15→07/19						03.0520-9420.3	699420	BOS Ø 228 x 42 + RZ / + Zub TopKit					
1.6 BlueHDi 100	73	07/15→07/19													
1.6 BlueHDi 116	85	07/15→07/19													
1.6 BlueHDi 120	88	07/15→07/19						03.0520-9620.3	699620	Ø 203 x 39 + RZ / + Zub TopKit					
1.6 THP	110 - 120	07/15→07/19													
1.6 THP 165	121	07/15→07/19													
1.6 THP 208	153	09/15→07/19													













	kw					! #		
DS - DS 3 Cabriolet (SB_) 07/15→07/19								
 Seilzug, Feststellbremse								
1.2 THP 110	81	07/15→07/19			Trommelbremse; Ø 203; ↓	2	24.3727-0357.2 580357	L= 1.703
1.2 THP 130	96	09/15→07/19						
1.2 VTi 82	60	07/15→07/19						
1.6 BlueHDi 100	73	07/15→07/19						
1.6 BlueHDi 116	85	07/15→07/19						
1.6 BlueHDi 120	88	07/15→07/19						
1.6 THP	110 - 120	07/15→07/19						
1.6 THP 165	121	07/15→07/19						
1.6 THP 208	153	09/15→07/19						
FIAT - 126 (126_) 09/72→09/00								
 Radbremszylinder								
650	18	07/81→09/00	←	→ 08/87		2	24.3223-0802.3 020286	Fiat GG
			→	→ 08/87		2	24.3219-0801.3 020181	Fiat GG
Zubehörsatz, Bremsbacken								
650	18	07/81→09/00	←	→ 08/87			03.0137-9021.2 669021	Fiat
			→	→ 08/87			03.0137-9021.2 669021	Fiat
 Bremstrommel								
650	18	07/81→09/00	←	→ 08/87			24.0218-5001.1 480012	Ø 219 x 37 / 186,8
			→	→ 08/87			24.0218-5001.1 480012	Ø 219 x 37 / 186,8
 Bremsbackensatz								
650	18	07/81→09/00	←	→ 08/87			03.0137-0015.2 650015	Fiat Ø 185 x 31
			→	→ 08/87			03.0137-0015.2 650015	Fiat Ø 185 x 31
FIAT - 500 (312_) 07/07→								
 Radbremszylinder								
0.9	44 - 63	07/10→	→			2	24.3220-1738.3 020545	ALU
1.2 LPG	51	12/10→					24.3220-1757.3 020605	ALU
1.3 D Multijet	57	06/16→						
1.0 Mild Hybrid	51	01/20→	→			2	24.3220-1728.3 020509	ALU
1.2	51	07/07→	→	→ 05/10		2	24.3220-1108.3 020219	BDX GG
1.3 D Multijet	55 - 70	10/07→	→	06/10→		2	24.3220-1738.3 020545	ALU
							24.3220-1757.3 020605	ALU
Zubehörsatz, Bremsbacken								
0.9	44 - 63	07/10→	→				03.0137-9247.2 669247	AP
1.2 LPG	51	12/10→						
1.3 D Multijet	57	06/16→						
1.0 Mild Hybrid	51	01/20→	→				03.0137-9321.2 669321	
1.2	51	07/07→	→	06/10→			03.0137-9247.2 669247	AP
1.3 D Multijet	55 - 70	10/07→	→	→ 05/10			03.0137-9303.2 669303	BOS
 Bremstrommel								
0.9	44 - 63	07/10→	→				24.0218-0011.1 480006	Ø 214 x 40 / 181,4
1.2	51	07/07→						
1.2 LPG	51	12/10→						
1.3 D Multijet	55 - 70	10/07→						
 Bremsbackensatz								
0.9	44 - 63	07/10→	→				03.0137-0506.2 650506	Ø 180 x 32 + HEB
1.2 LPG	51	12/10→					03.0521-0520.3 690112	Ø 180 x 32 + RZ / + Zub TopKit
1.3 D Multijet	57	06/16→						
1.2	51	07/07→	→	→ 05/10			03.0137-0462.2 650462	BOS Ø 180 x 32 + HEB
1.3 D Multijet	55 - 70	10/07→	→				03.0520-8220.3 698220	BOS Ø 180 x 32 + RZ / + Zub TopKit
			→	06/10→			03.0137-0506.2 650506	Ø 180 x 32 + HEB
→							03.0521-0520.3 690112	Ø 180 x 32 + RZ / + Zub TopKit














	kw			 	! #		
FIAT - 500 (312_) 07/07→							
 Seilzug, Feststellbremse							
0.9 1.2 1.2 LPG 1.3 D Multijet	44 - 63 51 51 55 - 70	07/10→ 07/07→ 12/10→ 10/07→		Trommelbremse; <input type="checkbox"/>		24.3727-0671.2 580671	L= 1.450
FIAT - 500 C (312_) 09/09→							
 Radbremszylinder							
0.9 1.2 1.3 D Multijet	63 51 55 - 70	09/09→ 09/09→ 09/09→	→ 05/10 → 06/10→			2 24.3220-1108.3 020219 2 24.3220-1738.3 020545 24.3220-1757.3 020605	BDX GG ALU ALU
0.9	44 - 59	09/12→				2 24.3220-1738.3 020545 24.3220-1757.3 020605	ALU ALU
1.0 Mild Hybrid	51	01/20→				2 24.3220-1728.3 020509	ALU
Zubehörsatz, Bremsbacken							
0.9 1.2 1.3 D Multijet	63 51 55 - 70	09/09→ 09/09→ 09/09→	→ 06/10→ → 05/10			03.0137-9247.2 669247 03.0137-9303.2 669303	AP BOS
0.9	44 - 59	09/12→				03.0137-9247.2 669247	AP
1.0 Mild Hybrid	51	01/20→				03.0137-9321.2 669321	
 Bremstrommel							
0.9 1.2 1.3 D Multijet	44 - 63 51 55 - 70	09/09→ 09/09→ 09/09→				24.0218-0011.1 480006	Ø 214 x 40 / 181,4
 Bremsbackensatz							
0.9 1.2 1.3 D Multijet	63 51 55 - 70	09/09→ 09/09→ 09/09→	→ 05/10 → 06/10→			03.0137-0462.2 650462 03.0520-8220.3 698220 03.0137-0506.2 650506 03.0521-0520.3 690112	BOS Ø 180 x 32 + HEB BOS Ø 180 x 32 + RZ / + Zub TopKit Ø 180 x 32 + HEB Ø 180 x 32 + RZ / + Zub TopKit
0.9	44 - 59	09/12→				03.0137-0506.2 650506 03.0521-0520.3 690112	Ø 180 x 32 + HEB Ø 180 x 32 + RZ / + Zub TopKit
 Seilzug, Feststellbremse							
0.9 1.2 1.3 D Multijet	44 - 63 51 55 - 70	09/09→ 09/09→ 09/09→		Scheibenbremse; <input type="checkbox"/>		24.3727-0671.2 580671	L= 1.450
FIAT - 500e (332_) 10/20→							
Zubehörsatz, Bremsbacken							
Elektro Elektro 3+1	70 87	10/20→ 10/20→				03.0137-9321.2 669321	
FIAT - 500e Cabriolet (332_) 10/20→							
Zubehörsatz, Bremsbacken							
Elektro	70 - 87	10/20→				03.0137-9321.2 669321	
FIAT - 500L (351_, 352_) 09/12→							
 Radbremszylinder							
0.9 0.9 Natural Power 1.3 D Multijet 1.4 1.6 D Multijet	77 59 - 63 62 - 70 70 77	09/12→ 03/13→ 09/12→ 09/12→ 09/12→05/18				2 24.3220-1757.3 020605	ALU
Zubehörsatz, Bremsbacken							
0.9 →	77	09/12→				03.0137-9309.2 669309	AP

	kw			 	! #		
FIAT - 500L (351_, 352_) 09/12→							
Zubehörsatz, Bremsbacken							
0.9 Natural Power	59	03/13→	➔			03.0137-9309.2	669309 AP
1.3 D Multijet	63	09/12→					
1.4	70	09/12→					
1.6 D Multijet	77	09/12→05/18					
 Bremsbackensatz							
0.9	77	09/12→	➔			03.0137-0526.2	650526 AP Ø 229 x 43 + HEB
0.9 Natural Power	59	03/13→				03.0521-0820.3	690103 AP Ø 228 x 42 + RZ / + Zub TopKit
1.3 D Multijet	63	09/12→					
1.4	70	09/12→					
1.6 D Multijet	77	09/12→05/18					
FIAT - BARCETTA (183_) 03/95→05/05							
 Seilzug, Feststellbremse							
1.8 16V	96	04/95→05/05		→ 10/04; Scheibenbremse; ⬇	2	24.3727-0549.2	580549 L= 1.521
FIAT - BRAVA (182_) 10/95→06/03							
 Radbremszylinder							
1.2 16V 80	59	10/00→10/01	➔	- ABS	2	24.3222-1126.3	020358 AP GG
			➔		2	24.3222-1724.3	020466 ALU
1.2 16V 80	60	12/98→12/02	➔	→ 10/01; - ABS	2	24.3222-1126.3	020358 AP GG
			➔	→ 10/01	2	24.3222-1724.3	020466 ALU
1.4	55	10/95→10/01	➔	- ABS	2	24.3222-1126.3	020358 AP GG
1.4 12 V	59	10/95→08/98				24.3222-1724.3	020466 ALU
1.9 D	48	10/95→10/01	➔	+ ABS; →VET 4255655	2	24.3222-1707.3	020104 BDX GG
			➔	VET 4255656→; + ABS	2	24.3222-1724.3	020466 ALU
1.6 16V	66	10/95→10/01	➔	→VET 4255655	2	24.3222-1707.3	020104 BDX GG
1.8 GT 16V	76	10/95→08/01	➔	VET 4255656→	2	24.3222-1724.3	020466 ALU
1.6 16V	83	10/95→08/01					
1.9 JTD	76	01/99→12/02	➔		2	24.3222-1724.3	020466 ALU
1.9 JTD 105	74	09/00→10/01					
	77	12/98→10/01					
1.9 TD 100 S	74	03/96→10/01	➔	06/96→; →VET 4255655	2	24.3222-1707.3	020104 BDX GG
1.9 TD 75 S	55	03/96→10/01	➔	VET 4255656→	2	24.3222-1724.3	020466 ALU
Zubehörsatz, Bremsbacken							
1.2 16V 80	59	10/00→10/01	➔	- ABS		03.0137-9179.2	669179 AP
			➔	+ ABS		03.0137-9244.2	669244 AP
1.2 16V 80	60	12/98→12/02	➔	→ 10/01; - ABS		03.0137-9179.2	669179 AP
			➔	→ 10/01; + ABS		03.0137-9244.2	669244 AP
1.4	55	10/95→10/01	➔	+ ABS; →VET 4255655		03.0137-9125.2	669125 BDX
1.4 12 V	59	10/95→08/98					
1.9 D	48	10/95→10/01	➔	- ABS		03.0137-9179.2	669179 AP
			➔	VET 4255656→; + ABS		03.0137-9244.2	669244 AP
1.6 16V	66	10/95→10/01	➔	→VET 4255655		03.0137-9125.2	669125 BDX
1.8 GT 16V	76	10/95→08/01	➔	VET 4255656→		03.0137-9244.2	669244 AP
1.6 16V	83	10/95→08/01					
1.9 JTD	76	01/99→12/02	➔			03.0137-9244.2	669244 AP
1.9 JTD 105	74	09/00→10/01					
	77	12/98→10/01					
1.9 TD 100 S	74	03/96→10/01	➔	06/96→; →VET 4255655		03.0137-9125.2	669125 BDX
1.9 TD 75 S	55	03/96→10/01	➔	VET 4255656→		03.0137-9244.2	669244 AP
 Bremstrommel							
1.2 16V 80	59	10/00→10/01	➔	- ABS		24.0218-0011.1	480006 Ø 214 x 40 / 181,4
1.4	55	10/95→10/01					
1.4 12 V	59	10/95→08/98	➔	+ ABS		24.0220-3007.1	480064 Ø 249,5 x 48,5 / 204,7
1.9 D	48	10/95→10/01					
1.2 16V 80	60	12/98→12/02	➔	→ 10/01; - ABS		24.0218-0011.1	480006 Ø 214 x 40 / 181,4
			➔	→ 10/01; + ABS		24.0220-3007.1	480064 Ø 249,5 x 48,5 / 204,7
1.6 16V	66	10/95→12/02	➔			24.0220-3007.1	480064 Ø 249,5 x 48,5 / 204,7
1.8 GT 16V	76	10/95→08/01					
1.9 JTD	83	10/95→08/01					
➔	74	09/00→10/01					












	kw					! #		
FIAT - BRAVA (182_) 10/95→06/03								
 Bremstrommel								
1.9 JTD 105	77	12/98→10/01	➔				24.0220-3007.1 480064	Ø 249,5 x 48,5 / 204,7
1.9 TD 100 S	74	03/96→10/01	➔	06/96→			24.0220-3007.1 480064	Ø 249,5 x 48,5 / 204,7
1.9 TD 75 S	55	03/96→10/01						
 Bremsbackensatz								
1.2 16V 80	59	10/00→10/01	➔	- ABS			03.0137-0274.2 650274 03.0520-5222.3 695222	AP Ø 180 x 32 + HEB AP Ø 180 x 32 + RZ / + Zub TopKit
			➔	+ ABS			03.0137-0345.2 650345 03.0520-6822.3 696822	AP Ø 203 x 38 + HEB AP Ø 203 x 38 + RZ / + Zub TopKit
1.2 16V 80	60	12/98→12/02	➔	→ 10/01; - ABS			03.0137-0274.2 650274 03.0520-5222.3 695222	AP Ø 180 x 32 + HEB AP Ø 180 x 32 + RZ / + Zub TopKit
			➔	→ 10/01; + ABS			03.0137-0345.2 650345 03.0520-6822.3 696822	AP Ø 203 x 38 + HEB AP Ø 203 x 38 + RZ / + Zub TopKit
1.4 1.4 12 V 1.9 D	55 59 48	10/95→10/01 10/95→08/98 10/95→10/01	➔	+ ABS; →VET 4255655			03.0137-0262.2 650262 03.0520-6722.3 696722	BDX Ø 203 x 39 BDX Ø 203 x 39 + RZ / + Zub TopKit
			➔	- ABS			03.0525-0008.3 EQ0008	BDX Ø 203 x 39 - RZ / + Zub Easy Quick
			➔	- ABS			03.0137-0274.2 650274 03.0520-5222.3 695222	AP Ø 180 x 32 + HEB AP Ø 180 x 32 + RZ / + Zub TopKit
1.6 16V 1.8 GT 16V	66 - 76 83	10/95→10/01 10/95→08/01	➔	→VET 4255655			03.0137-0345.2 650345 03.0520-6822.3 696822	AP Ø 203 x 38 + HEB AP Ø 203 x 38 + RZ / + Zub TopKit
			➔	VET 4255656→; + ABS			03.0137-0345.2 650345 03.0520-6822.3 696822	AP Ø 203 x 38 + HEB AP Ø 203 x 38 + RZ / + Zub TopKit
1.6 16V 1.9 JTD 1.9 JTD 105	76 74 77	01/99→12/02 09/00→10/01 12/98→10/01	➔				03.0137-0262.2 650262 03.0520-6722.3 696722	BDX Ø 203 x 39 BDX Ø 203 x 39 + RZ / + Zub TopKit
			➔	VET 4255656→			03.0525-0008.3 EQ0008	BDX Ø 203 x 39 - RZ / + Zub Easy Quick
1.9 TD 100 S 1.9 TD 75 S	74 55	03/96→10/01 03/96→10/01	➔	06/96→; →VET 4255655			03.0137-0345.2 650345 03.0520-6822.3 696822	AP Ø 203 x 38 + HEB AP Ø 203 x 38 + RZ / + Zub TopKit
			➔	VET 4255656→			03.0137-0262.2 650262	BDX Ø 203 x 39
			➔	09/96→; →VET 4255655			03.0520-6722.3 696722 03.0525-0008.3 EQ0008	BDX Ø 203 x 39 + RZ / + Zub TopKit BDX Ø 203 x 39 - RZ / + Zub Easy Quick
 Seilzug, Feststellbremse								
1.2 16V 80 1.4 1.4 12 V 1.9 D	59 55 59 48	10/00→10/01 10/95→10/01 10/95→08/98 10/95→10/01		- ABS; Trommelbremse; <input type="checkbox"/>			24.3727-0535.2 580535	L= 1.370
				- ABS; Trommelbremse; <input type="checkbox"/>			24.3727-0536.2 580536	L= 1.424
				+ ABS; Trommelbremse; <input type="checkbox"/>			24.3727-0539.2 580539	L= 1.428
				+ ABS; Trommelbremse; <input type="checkbox"/>			24.3727-0540.2 580540	L= 1.383
1.2 16V 80	60	12/98→12/02		→ 10/01; - ABS; Trommelbremse; <input type="checkbox"/>			24.3727-0535.2 580535	L= 1.370
				→ 10/01; - ABS; Trommelbremse; <input type="checkbox"/>			24.3727-0536.2 580536	L= 1.424
				→ 10/01; + ABS; Trommelbremse; <input type="checkbox"/>			24.3727-0539.2 580539	L= 1.428
				→ 10/01; + ABS; Trommelbremse; <input type="checkbox"/>			24.3727-0540.2 580540	L= 1.383
1.6 16V 1.8 GT 16V	66 - 76 83	10/95→12/02 10/95→08/01		Trommelbremse; <input type="checkbox"/>			24.3727-0539.2 580539	L= 1.428
				Trommelbremse; <input type="checkbox"/>			24.3727-0540.2 580540	L= 1.383
1.9 JTD 1.9 JTD 105	74 77	09/00→10/01 12/98→10/01						
1.9 TD 100 S 1.9 TD 75 S	74 55	03/96→10/01 03/96→10/01		06/96→; Trommelbremse; <input type="checkbox"/>			24.3727-0539.2 580539	L= 1.428
				06/96→; Trommelbremse; <input type="checkbox"/>			24.3727-0540.2 580540	L= 1.383











	kw			 	! #		
FIAT - BRAVO I (182_) 10/95→10/01							
 Radbremszylinder							
1.2 16V 80	59 - 60	12/98→10/01	➡ - ABS	2	24.3222-1126.3	020358	AP GG
			➡	2	24.3222-1724.3	020466	ALU
1.4 1.9 D	55 - 59 48	10/95→10/01 10/95→10/01	➡ - ABS	2	24.3222-1126.3	020358	AP GG
			➡ + ABS; → 11/98	2	24.3222-1724.3	020466	ALU
			➡ 12/98→; + ABS	2	24.3222-1707.3	020104	BDX GG
1.6 1.9 JTD 1.9 JTD 105	76 74 77	09/00→10/01 09/00→10/01 12/98→10/01	➡	2	24.3222-1724.3	020466	ALU
			➡ → 11/98	2	24.3222-1707.3	020104	BDX GG
			➡ 12/98→	2	24.3222-1724.3	020466	ALU
1.6 16V 1.8 GT	66 - 76 83	10/95→10/01 10/95→10/01	➡ → 11/98	2	24.3222-1707.3	020104	BDX GG
			➡ 12/98→	2	24.3222-1724.3	020466	ALU
1.9 TD 100 S 1.9 TD 75 S	74 55	03/96→10/01 03/96→10/01	➡ 06/96→ 11/98	2	24.3222-1707.3	020104	BDX GG
			➡ 12/98→	2	24.3222-1724.3	020466	ALU
Zubehörsatz, Bremsbacken							
1.2 16V 80	59 - 60	12/98→10/01	➡ - ABS		03.0137-9179.2	669179	AP
			➡ + ABS		03.0137-9244.2	669244	AP
1.4 1.9 D	55 - 59 48	10/95→10/01 10/95→10/01	➡ + ABS; → 11/98		03.0137-9125.2	669125	BDX
			➡ - ABS		03.0137-9179.2	669179	AP
			➡ 12/98→; + ABS		03.0137-9244.2	669244	AP
1.6 1.9 JTD 1.9 JTD 105	76 74 77	09/00→10/01 09/00→10/01 12/98→10/01	➡		03.0137-9244.2	669244	AP
			➡ → 11/98		03.0137-9125.2	669125	BDX
			➡ 12/98→		03.0137-9244.2	669244	AP
1.9 TD 100 S 1.9 TD 75 S	74 55	03/96→10/01 03/96→10/01	➡ 06/96→ 11/98		03.0137-9125.2	669125	BDX
			➡ 12/98→		03.0137-9244.2	669244	AP
 Bremstrommel							
1.2 16V 80	59 - 60	12/98→10/01	➡ - ABS		24.0218-0011.1	480006	Ø 214 x 40 / 181,4
					24.0220-3007.1	480064	Ø 249,5 x 48,5 / 204,7
1.4 1.9 D	55 - 59 48	10/95→10/01 10/95→10/01	➡ - ABS		24.0218-0011.1	480006	Ø 214 x 40 / 181,4
			➡ + ABS		24.0220-3007.1	480064	Ø 249,5 x 48,5 / 204,7
1.6 1.6 16V 1.8 GT 1.9 JTD 1.9 JTD 105	76 66 - 76 83	09/00→10/01 10/95→10/01 10/95→10/01	➡		24.0220-3007.1	480064	Ø 249,5 x 48,5 / 204,7
			➡				
			➡				
1.9 TD 100 S 1.9 TD 75 S	74 55	03/96→10/01 03/96→10/01	➡ 06/96→		24.0220-3007.1	480064	Ø 249,5 x 48,5 / 204,7
 Bremsbackensatz							
1.2 16V 80	59 - 60	12/98→10/01	➡ - ABS		03.0137-0274.2	650274	AP Ø 180 x 32 + HEB
			➡ + ABS		03.0520-5222.3	695222	AP Ø 180 x 32 + RZ / + Zub TopKit
1.4 1.9 D	55 - 59 48	10/95→10/01 10/95→10/01	➡ + ABS; → 11/98		03.0137-0262.2	650262	BDX Ø 203 x 39
					03.0520-6722.3	696722	BDX Ø 203 x 39 + RZ / + Zub TopKit
					03.0525-0008.3	EQ0008	BDX Ø 203 x 39 - RZ / + Zub Easy Quick
			➡ - ABS		03.0137-0274.2	650274	AP Ø 180 x 32 + HEB
1.6 1.9 JTD 1.9 JTD 105	76 74 77	09/00→10/01 09/00→10/01 12/98→10/01			03.0520-5222.3	695222	AP Ø 180 x 32 + RZ / + Zub TopKit
			➡ 12/98→; + ABS		03.0137-0345.2	650345	AP Ø 203 x 38 + HEB
					03.0520-6822.3	696822	AP Ø 203 x 38 + RZ / + Zub TopKit
→							

	kW					! #		
FIAT - BRAVO I (182_) 10/95→10/01								
 Bremsbackensatz								
1.6 16V	66 - 76	10/95→10/01	➔	→ 11/98			03.0137-0262.2 650262	BDX Ø 203 x 39
1.8 GT	83	10/95→10/01					03.0520-6722.3 696722	BDX Ø 203 x 39 + RZ / + Zub TopKit
							03.0525-0008.3 EQ0008	BDX Ø 203 x 39 - RZ / + Zub Easy Quick
			➔	12/98→			03.0137-0345.2 650345	AP Ø 203 x 38 + HEB
							03.0520-6822.3 696822	AP Ø 203 x 38 + RZ / + Zub TopKit
1.9 TD 100 S	74	03/96→10/01	➔	06/96→ 11/98			03.0137-0262.2 650262	BDX Ø 203 x 39
1.9 TD 75 S	55	03/96→10/01	➔	12/98→			03.0137-0345.2 650345	AP Ø 203 x 38 + HEB
							03.0520-6822.3 696822	AP Ø 203 x 38 + RZ / + Zub TopKit
			➔	09/96→ 11/98			03.0520-6722.3 696722	BDX Ø 203 x 39 + RZ / + Zub TopKit
							03.0525-0008.3 EQ0008	BDX Ø 203 x 39 - RZ / + Zub Easy Quick
 Seilzug, Feststellbremse								
1.2 16V 80	59 - 60	12/98→10/01		- ABS; Trommelbremse; <input type="checkbox"/>			24.3727-0535.2 580535	L= 1.370
1.4	55 - 59	10/95→10/01		- ABS; Trommelbremse; <input type="checkbox"/>			24.3727-0536.2 580536	L= 1.424
1.9 D	48	10/95→10/01		+ ABS; Trommelbremse; <input type="checkbox"/>			24.3727-0539.2 580539	L= 1.428
1.6	76	09/00→10/01		Trommelbremse; <input type="checkbox"/>			24.3727-0540.2 580540	L= 1.383
1.6 16V	66 - 76	10/95→10/01		Trommelbremse; <input type="checkbox"/>			24.3727-0539.2 580539	L= 1.428
1.8 GT	83	10/95→10/01		Trommelbremse; <input type="checkbox"/>			24.3727-0540.2 580540	L= 1.383
1.9 JTD	74	09/00→10/01						
1.9 JTD 105	77	12/98→10/01						
1.9 TD 100 S	74	03/96→10/01		06/96→; Trommelbremse; <input type="checkbox"/>			24.3727-0539.2 580539	L= 1.428
1.9 TD 75 S	55	03/96→10/01		06/96→; Trommelbremse; <input type="checkbox"/>			24.3727-0540.2 580540	L= 1.383
FIAT - BRAVO II (198_) 11/06→12/16								
 Seilzug, Feststellbremse								
1.4	66	04/07→12/14		Scheibenbremse; <input type="checkbox"/>			24.3727-0553.2 580553	L= 1.786
1.4 16V	103	04/10→12/14		Scheibenbremse; <input type="checkbox"/>			24.3727-0554.2 580554	L= 1.668
1.4 T-Jet	88 - 112	09/07→12/16						
1.6 D Multijet	66 - 88	03/08→12/14						
1.9 D Multijet	66 - 110	04/07→12/14						
2.0 D Multijet	120 - 121	09/08→12/14						
1.4 LPG	66	12/08→12/14		11/09→; Scheibenbremse; <input type="checkbox"/>			24.3727-0553.2 580553	L= 1.786
				11/09→; Scheibenbremse; <input type="checkbox"/>			24.3727-0554.2 580554	L= 1.668
1.6 D Multijet	77	09/07→12/14		03/08→; Scheibenbremse; <input type="checkbox"/>			24.3727-0553.2 580553	L= 1.786
				03/08→; Scheibenbremse; <input type="checkbox"/>			24.3727-0554.2 580554	L= 1.668
1.9 D Multijet	85	11/06→12/09		04/07→; Scheibenbremse; <input type="checkbox"/>			24.3727-0553.2 580553	L= 1.786
				04/07→; Scheibenbremse; <input type="checkbox"/>			24.3727-0554.2 580554	L= 1.668
FIAT - BRAVO Van (198_) 03/08→12/14								
 Seilzug, Feststellbremse								
1.6 JTD Multijet	77	03/08→12/14		Scheibenbremse; <input type="checkbox"/>			24.3727-0553.2 580553	L= 1.786
				Scheibenbremse; <input type="checkbox"/>			24.3727-0554.2 580554	L= 1.668
FIAT - CINQUECENTO (170_) 07/91→07/99								
 Radbremszylinder								
0.7 i	22	07/94→01/98	➔		2	24.3219-0803.3 020183	GG	
0.9 i.e. S	29	07/91→07/99	➔	02/92→ 05/98	2	24.3219-0803.3 020183	GG	
1.1 Sporting	40	10/94→01/98	➔	11/94→	2	24.3219-0803.3 020183	GG	
Zubehörsatz, Bremsbacken								
0.7 i	22	07/94→01/98	➔			03.0137-9021.2 669021	Fiat	
0.9 i.e. S	29	07/91→07/99	➔	02/92→ 05/98		03.0137-9021.2 669021	Fiat	
1.1 Sporting	40	10/94→01/98	➔	11/94→		03.0137-9021.2 669021	Fiat	
→								

	kw					! #		
FIAT - CINQUECENTO (170_) 07/91→07/99								
 Bremstrommel								
0.7 i	22	07/94→01/98	➡				24.0218-5001.1 480012	Ø 219 x 37 / 186,8
0.9 i.e. S	29	07/91→07/99	➡	02/92→05/98			24.0218-5001.1 480012	Ø 219 x 37 / 186,8
1.1 Sporting	40	10/94→01/98	➡	11/94→			24.0218-5002.1 480117	Ø 219 x 36,5 / 186,8
 Bremsbackensatz								
0.7 i	22	07/94→01/98	➡				03.0137-0015.2 650015	Fiat Ø 185 x 31
							03.0420-0319.3 680319	Fiat Ø 185 x 31 + RZ / + Zub Kit
0.9 i.e. S	29	07/91→07/99	➡	02/92→05/98			03.0137-0015.2 650015	Fiat Ø 185 x 31
							03.0420-0319.3 680319	Fiat Ø 185 x 31 + RZ / + Zub Kit
1.1 Sporting	40	10/94→01/98	➡	11/94→			03.0137-0015.2 650015	Fiat Ø 185 x 31
							03.0420-0319.3 680319	Fiat Ø 185 x 31 + RZ / + Zub Kit
 Seilzug, Feststellbremse								
0.7 i	22	07/94→01/98		→ 09/97; Trommelbremse; ⬇	1	24.3727-0523.2 580523		L= 2.988
				10/97→; Trommelbremse; ⬇	1	24.3727-0544.2 580544		L= 2.670
0.9 i.e. S	29	07/91→07/99		02/92→09/97; Trommelbremse; ⬇	1	24.3727-0523.2 580523		L= 2.988
				10/97→05/98; Trommelbremse; ⬇	1	24.3727-0544.2 580544		L= 2.670
1.1 Sporting	40	10/94→01/98		11/94→09/97; Trommelbremse; ⬇	1	24.3727-0523.2 580523		L= 2.988
				10/97→; Trommelbremse; ⬇	1	24.3727-0544.2 580544		L= 2.670
FIAT - COUPE (175_) 11/93→08/00								
 Seilzug, Feststellbremse								
1.8 16V	96	03/96→08/00		07/96→; Scheibenbremse; ⬇		24.3727-0521.2 580521		L= 1.517
				07/96→; Scheibenbremse; ⬇		24.3727-0568.2 580568		L= 1.473
2.0 20V	113	04/98→08/00		Scheibenbremse; ⬇		24.3727-0521.2 580521		L= 1.517
				Scheibenbremse; ⬇		24.3727-0568.2 580568		L= 1.473
2.0 20V	108	08/96→09/98		01/97→; Scheibenbremse; ⬇		24.3727-0521.2 580521		L= 1.517
2.0 20V Turbo	162	08/96→08/00		01/97→; Scheibenbremse; ⬇		24.3727-0568.2 580568		L= 1.473
FIAT - DOBLO Bus (263_) 11/09→								
 Radbremsszylinder								
1.3 D Multijet	66 - 70	02/10→	➡	Bremstrommeldurchmesser innen [Zoll]: 9		24.3220-1728.3 020509		ALU
1.4	70 - 88	02/10→	➡	Bremstrommeldurchmesser innen [Zoll]: 10; für erhöhte Nutzlast		24.3225-1704.3 020541		ALU
1.4 Natural Power	88	02/10→						
1.6 D Multijet	66 - 88	01/10→						
2.0 D Multijet	99	01/10→						
Zubehörsatz, Bremsbacken								
1.3 D Multijet	66 - 70	02/10→	➡	Bremstrommeldurchmesser innen [Zoll]: 9		03.0137-9296.2 669296		
1.4	70 - 88	02/10→	➡	Bremstrommeldurchmesser innen [Zoll]: 10		03.0137-9309.2 669309		AP
1.4 Natural Power	88	02/10→						
1.6 D Multijet	66 - 88	01/10→						
2.0 D Multijet	99	01/10→						
 Bremsbackensatz								
1.3 D Multijet	66 - 70	02/10→	➡	Bremstrommeldurchmesser innen [Zoll]: 9		03.0137-0457.2 650457		AP Ø 228 x 42 + HEB
1.4	70 - 88	02/10→	➡	Bremstrommeldurchmesser innen [Zoll]: 10		03.0521-0320.3 690320		AP Ø 228 x 42 + RZ / + Zub TopKit
1.4 Natural Power	88	02/10→	➡	Bremstrommeldurchmesser innen [Zoll]: 10		03.0137-0505.2 650505		AP Ø 254 x 57 + HEB
1.6 D Multijet	66 - 88	02/10→	➡	Bremstrommeldurchmesser innen [Zoll]: 10; für erhöhte Nutzlast		03.0520-1425.3 691425		Ø 254 x 57 + RZ / + Zub TopKit
			➡	Bremstrommeldurchmesser innen [Zoll]: 10; nicht für erhöhte Nutzlast		03.0520-7422.3 697422		AP Ø 254 x 57 + RZ / + Zub TopKit
1.6 D Multijet	77	01/10→	➡	Bremstrommeldurchmesser innen [Zoll]: 9		03.0137-0457.2 650457		AP Ø 228 x 42 + HEB
2.0 D Multijet	99	01/10→	➡	Bremstrommeldurchmesser innen [Zoll]: 9		03.0521-0320.3 690320		AP Ø 228 x 42 + RZ / + Zub TopKit
			➡	Bremstrommeldurchmesser innen [Zoll]: 10		03.0137-0505.2 650505		AP Ø 254 x 57 + HEB
			➡	02/10→; Bremstrommeldurchmesser innen [Zoll]: 10; für erhöhte Nutzlast		03.0520-1425.3 691425		Ø 254 x 57 + RZ / + Zub TopKit
			➡	02/10→; Bremstrommeldurchmesser innen [Zoll]: 10; nicht für erhöhte Nutzlast		03.0520-7422.3 697422		AP Ø 254 x 57 + RZ / + Zub TopKit

	kW					! #		
FIAT - DOBLO Cargo (263_) 02/10→								
Radbremsszylinder								
1.3 D Multijet	55 - 70	02/10→	➔	Bremstrommeldurchmesser innen [Zoll]: 9		24.3220-1728.3	020509	ALU
1.4	70 - 88	02/10→	➔	Bremstrommeldurchmesser innen [Zoll]: 10; für erhöhte Nutzlast		24.3225-1704.3	020541	ALU
1.4 Natural Power	88	06/10→						
1.6 D Multijet	66 - 88	02/10→						
2.0 D Multijet	99	02/10→						
Zubehörsatz, Bremsbacken								
1.3 D Multijet	55 - 70	02/10→	➔	Bremstrommeldurchmesser innen [Zoll]: 9		03.0137-9296.2	669296	
1.4	70 - 88	02/10→	➔	Bremstrommeldurchmesser innen [Zoll]: 10		03.0137-9309.2	669309	AP
1.4 Natural Power	88	06/10→						
1.6 D Multijet	66 - 88	02/10→						
2.0 D Multijet	99	02/10→						
Bremsbackensatz								
1.3 D Multijet	55 - 70	02/10→	➔	Bremstrommeldurchmesser innen [Zoll]: 9		03.0137-0457.2	650457	AP Ø 228 x 42 + HEB
1.4	70 - 88	02/10→	➔	Bremstrommeldurchmesser innen [Zoll]: 9		03.0521-0320.3	690320	AP Ø 228 x 42 + RZ / + Zub TopKit
1.4 Natural Power	88	06/10→	➔	Bremstrommeldurchmesser innen [Zoll]: 10		03.0137-0505.2	650505	AP Ø 254 x 57 + HEB
1.6 D Multijet	66 - 88	02/10→	➔	Bremstrommeldurchmesser innen [Zoll]: 10; für erhöhte Nutzlast		03.0520-1425.3	691425	Ø 254 x 57 + RZ / + Zub TopKit
2.0 D Multijet	99	02/10→	➔	Bremstrommeldurchmesser innen [Zoll]: 10; nicht für erhöhte Nutzlast		03.0520-7422.3	697422	AP Ø 254 x 57 + RZ / + Zub TopKit
FIAT - DOBLO Großraumlimousine (119_, 223_) 03/01→								
Radbremsszylinder								
1.2	48	03/01→	➔	→ 01/04	2	24.3220-1722.3	020458	GG
1.9 D	46	03/01→						
1.3 D Multijet	62	10/05→	➔	→ 01/10	2	24.3220-1728.3	020509	ALU
1.4	57	10/05→						
1.9 D Multijet	88	10/05→						
1.3 JTD	55	05/05→	➔	→ 09/05	2	24.3220-1107.3	020218	AP GG
			➔	10/05→ 01/10	2	24.3220-1728.3	020509	ALU
1.6	68	09/02→	➔	02/04→ 09/05	2	24.3220-1107.3	020218	AP GG
1.6 16V	76	10/01→	➔	→ 01/04	2	24.3220-1722.3	020458	GG
1.6 Natural Power	76	09/02→	➔	10/05→ 01/10	2	24.3220-1728.3	020509	ALU
1.9 JTD	74 - 77	10/01→	➔	10/05→ 01/10	2	24.3220-1728.3	020509	ALU
1.6 Natural Power	68	11/05→07/09	➔		2	24.3220-1728.3	020509	ALU
Zubehörsatz, Bremsbacken								
1.2	48	03/01→	➔	→ 01/04		03.0137-9261.2	669261	
1.9 D	46	03/01→						
1.3 D Multijet	62	10/05→	➔	→ 01/10		03.0137-9296.2	669296	
1.4	57	10/05→						
1.9 D Multijet	88	10/05→						
1.3 JTD	55	05/05→	➔	10/05→ 01/10		03.0137-9296.2	669296	
			➔	→ 09/05		03.0137-9309.2	669309	AP
1.6	68	09/02→	➔	→ 01/04		03.0137-9261.2	669261	
1.6 16V	76	10/01→	➔	10/05→ 01/10		03.0137-9296.2	669296	
1.6 Natural Power	76	09/02→	➔	10/05→ 01/10		03.0137-9296.2	669296	
1.9 JTD	74 - 77	10/01→	➔	02/04→ 09/05		03.0137-9309.2	669309	AP
1.6 Natural Power	68	11/05→07/09	➔			03.0137-9296.2	669296	
Bremstrommel								
1.2	48	03/01→	➔	→ 09/05		24.0222-8018.1	480078	Ø 268 x 48 / 230
1.9 D	46	03/01→						
1.3 D Multijet	62	10/05→	➔	→ 01/10		24.0222-8018.1	480078	Ø 268 x 48 / 230
1.4	57	10/05→						
1.6	68	09/02→						
1.6 16V	76	10/01→						
1.6 Natural Power	76	09/02→						
1.9 D Multijet	88	10/05→						
1.9 JTD	74 - 77	10/01→						
1.3 JTD	55	05/05→	➔	10/05→ 01/10		24.0222-8018.1	480078	Ø 268 x 48 / 230
1.3 JTD 16V	51	12/04→05/05	➔			24.0222-8018.1	480078	Ø 268 x 48 / 230

	kw					! #		
FIAT - DOBLO Großraumlimousine (119_, 223_) 03/01→								
 Bremstrommel								
1.6 Natural Power	68	11/05→07/09	➔				24.0222-8018.1 480078	Ø 268 x 48 / 230
 Bremsbackensatz								
1.2 1.9 D	48 46	03/01→ 03/01→	➔	→ 01/04			03.0137-0415.2 650415	Ø 228 x 42 + HEB
1.3 D Multijet 1.4 1.9 D Multijet	62 57 88	10/05→ 10/05→ 10/05→	➔	→ 01/10			03.0137-0457.2 650457 03.0521-0320.3 690320	AP Ø 228 x 42 + HEB AP Ø 228 x 42 + RZ / + Zub TopKit
1.3 JTD	55	05/05→	➔	10/05→ 01/10			03.0137-0457.2 650457 03.0521-0320.3 690320	AP Ø 228 x 42 + HEB AP Ø 228 x 42 + RZ / + Zub TopKit
			➔	→ 09/05			03.0137-0457.2 650457 03.0521-0220.3 690220	AP Ø 228 x 42 + HEB AP Ø 228 x 42 + RZ / + Zub TopKit
1.6 1.6 16V 1.6 Natural Power 1.9 JTD	68 76 76 74 - 77	09/02→ 10/01→ 09/02→ 10/01→	➔	→ 01/04 10/05→ 01/10			03.0137-0415.2 650415 03.0137-0457.2 650457 03.0521-0320.3 690320	Ø 228 x 42 + HEB AP Ø 228 x 42 + HEB AP Ø 228 x 42 + RZ / + Zub TopKit
			➔	02/04→ 09/05			03.0137-0457.2 650457 03.0521-0220.3 690220	AP Ø 228 x 42 + HEB AP Ø 228 x 42 + RZ / + Zub TopKit
1.6 Natural Power	68	11/05→07/09	➔				03.0137-0457.2 650457 03.0521-0320.3 690320	AP Ø 228 x 42 + HEB AP Ø 228 x 42 + RZ / + Zub TopKit
 Seilzug, Feststellbremse								
1.2 1.6 1.6 16V 1.6 Natural Power 1.9 D 1.9 JTD	48 68 76 76 46 74 - 77	03/01→ 09/02→ 10/01→ 09/02→ 03/01→ 10/01→		→ 01/10; Kasten/Kombi; Trommel- bremse; <input type="checkbox"/>			24.3727-0558.2 580558	L= 1.736
				→ 01/10; Bus; Trommelbremse; <input type="checkbox"/>			24.3727-0559.2 580559	L= 1.784
				→ 01/10; Kasten/Kombi; Trommel- bremse; <input type="checkbox"/>			24.3727-0560.2 580560	L= 1.741
				→ 01/10; Bus; Trommelbremse; <input type="checkbox"/>			24.3727-0561.2 580561	L= 1.788
				→ 01/10; Kasten/Kombi; <input type="checkbox"/>			24.3727-0570.2 580570	L= 2.140
				→ 01/10; Kasten/Kombi; <input type="checkbox"/>			24.3727-0571.2 580571	L= 2.140
				→ 01/10; Kasten/Kombi; <input type="checkbox"/>	2		24.3727-0572.2 580572	L= 2.137
				→ 01/10; Bus; <input type="checkbox"/>			24.3727-0573.2 580573	L= 2.135
				→ 01/10; Bus; <input type="checkbox"/>			24.3727-0574.2 580574	L= 2.120
1.3 JTD 16V 1.6 Natural Power	51 68	12/04→05/05 11/05→07/09		Kasten/Kombi; Trommelbremse; <input type="checkbox"/>			24.3727-0558.2 580558	L= 1.736
				Bus; Trommelbremse; <input type="checkbox"/>			24.3727-0559.2 580559	L= 1.784
				Kasten/Kombi; Trommelbremse; <input type="checkbox"/>			24.3727-0560.2 580560	L= 1.741
				Bus; Trommelbremse; <input type="checkbox"/>			24.3727-0561.2 580561	L= 1.788
				Kasten/Kombi; <input type="checkbox"/>			24.3727-0570.2 580570	L= 2.140
				Kasten/Kombi; <input type="checkbox"/>			24.3727-0571.2 580571	L= 2.140
				Kasten/Kombi; <input type="checkbox"/>	2		24.3727-0572.2 580572	L= 2.137
				Bus; <input type="checkbox"/>			24.3727-0573.2 580573	L= 2.135
				Bus; <input type="checkbox"/>			24.3727-0574.2 580574	L= 2.120
1.4	57	10/05→		→ 01/10; Kasten/Kombi; Trommel- bremse; <input type="checkbox"/>			24.3727-0558.2 580558	L= 1.736
				12/09→; Bus; → 01/10; Trommelbremse; <input type="checkbox"/>			24.3727-0559.2 580559	L= 1.784
				→ 01/10; Kasten/Kombi; Trommel- bremse; <input type="checkbox"/>			24.3727-0560.2 580560	L= 1.741
				12/09→; Bus; → 01/10; Trommelbremse; <input type="checkbox"/>			24.3727-0561.2 580561	L= 1.788
				→ 01/10; Kasten/Kombi; <input type="checkbox"/>			24.3727-0570.2 580570	L= 2.140
				→ 01/10; Kasten/Kombi; <input type="checkbox"/>			24.3727-0571.2 580571	L= 2.140
				→ 01/10; Kasten/Kombi; <input type="checkbox"/>	2		24.3727-0572.2 580572	L= 2.137
				12/09→; Bus; → 01/10; <input type="checkbox"/>			24.3727-0573.2 580573	L= 2.135
				12/09→; Bus; → 01/10; <input type="checkbox"/>			24.3727-0574.2 580574	L= 2.120
FIAT - DOBLO Kasten/Großraumlimousine (223_) 11/00→								
 Radbremszylinder								
1.2 1.2 16V 1.6 16V	48 59 78	03/01→01/04 11/01→01/06 11/01→08/03	➔				24.3220-1722.3 020458	GG
→								

	kw					! #		
FIAT - DOBLO Kasten/Großraumlimousine (223_) 11/00→								
 Radbremsszylinder								
1.3 D Multijet 1.3 JTD 16V	55 51	10/05→01/10 05/04→12/06	➔				24.3220-1728.3 020509	ALU
1.3 JTD 16V Multijet 1.4 1.9 JTD Multijet	62 57 88	08/06→ 10/05→ 12/06→	➔	→ 01/10			24.3220-1728.3 020509	ALU
1.6 16V 1.6 Natural Power 1.9 JTD	76 76 74 - 77	10/01→ 09/02→ 10/01→	➔	02/04→ 09/05			24.3220-1107.3 020218	AP GG
			➔	→ 01/04			24.3220-1722.3 020458	GG
			➔	10/05→ 01/10			24.3220-1728.3 020509	ALU
1.6 Natural Power	68	02/04→07/09	➔	→ 09/05			24.3220-1107.3 020218	AP GG
			➔	10/05→			24.3220-1728.3 020509	ALU
1.9 D	46	03/01→	➔	→ 01/04			24.3220-1722.3 020458	GG
Zubehörsatz, Bremsbacken								
1.2 1.2 16V 1.6 16V	48 59 78	03/01→01/04 11/01→01/06 11/01→08/03	➔				03.0137-9261.2 669261	
1.3 D Multijet 1.3 JTD 16V	55 51	10/05→01/10 05/04→12/06	➔				03.0137-9296.2 669296	
1.3 JTD 16V Multijet 1.4 1.9 JTD Multijet	62 57 88	08/06→ 10/05→ 12/06→	➔	→ 01/10			03.0137-9296.2 669296	
1.6 16V 1.6 Natural Power 1.9 JTD	76 76 74 - 77	10/01→ 09/02→ 10/01→	➔	→ 01/04			03.0137-9261.2 669261	
			➔	10/05→ 01/10			03.0137-9296.2 669296	
			➔	02/04→ 09/05			03.0137-9309.2 669309	AP
1.6 Natural Power	68	02/04→07/09	➔	10/05→			03.0137-9296.2 669296	
			➔	→ 09/05			03.0137-9309.2 669309	AP
1.9 D	46	03/01→	➔	→ 01/04			03.0137-9261.2 669261	
 Bremstrommel								
1.2 1.2 16V 1.3 D Multijet 1.6 16V 1.6 Natural Power	48 59 55 78 68	03/01→01/04 11/01→01/06 10/05→01/10 11/01→08/03 02/04→07/09	➔				24.0222-8018.1 480078	Ø 268 x 48 / 230
1.3 JTD 16V 1.9 D	51 46	05/04→12/06 03/01→	➔	→ 09/05			24.0222-8018.1 480078	Ø 268 x 48 / 230
1.3 JTD 16V Multijet 1.4 1.6 16V 1.6 Natural Power 1.9 JTD	62 57 76 76 74 - 77	08/06→ 10/05→ 10/01→ 09/02→ 10/01→	➔	→ 01/10			24.0222-8018.1 480078	Ø 268 x 48 / 230
1.9 JTD Multijet	88	12/06→						
 Bremsbackensatz								
1.2 1.2 16V 1.6 16V	48 59 78	03/01→01/04 11/01→01/06 11/01→08/03	➔				03.0137-0415.2 650415	Ø 228 x 42 + HEB
1.3 D Multijet 1.3 JTD 16V	55 51	10/05→01/10 05/04→12/06	➔				03.0137-0457.2 650457 03.0521-0320.3 690320	AP Ø 228 x 42 + HEB AP Ø 228 x 42 + RZ / + Zub TopKit
1.3 JTD 16V Multijet 1.4 1.9 JTD Multijet	62 57 88	08/06→ 10/05→ 12/06→	➔	→ 01/10			03.0137-0457.2 650457 03.0521-0320.3 690320	AP Ø 228 x 42 + HEB AP Ø 228 x 42 + RZ / + Zub TopKit
1.6 16V 1.6 Natural Power 1.9 JTD	76 76 74 - 77	10/01→ 09/02→ 10/01→	➔	→ 01/04			03.0137-0415.2 650415	Ø 228 x 42 + HEB
			➔	10/05→ 01/10			03.0137-0457.2 650457 03.0521-0320.3 690320	AP Ø 228 x 42 + HEB AP Ø 228 x 42 + RZ / + Zub TopKit
			➔	02/04→ 09/05			03.0137-0457.2 650457 03.0521-0220.3 690220	AP Ø 228 x 42 + HEB AP Ø 228 x 42 + RZ / + Zub TopKit
1.6 Natural Power	68	02/04→07/09	➔	→ 09/05			03.0137-0457.2 650457 03.0521-0220.3 690220	AP Ø 228 x 42 + HEB AP Ø 228 x 42 + RZ / + Zub TopKit
			➔	10/05→			03.0137-0457.2 650457 03.0521-0320.3 690320	AP Ø 228 x 42 + HEB AP Ø 228 x 42 + RZ / + Zub TopKit
1.9 D →	46	03/01→	➔	→ 01/04			03.0137-0415.2 650415	Ø 228 x 42 + HEB

FIAT - DOBLO Kasten/Großraumlimousine (223_) 11/00→

Seilzug, Feststellbremse

1.2 1.2 16V 1.3 JTD 16V 1.6 16V 1.6 Natural Power	48	03/01→01/04		Kasten/Kombi; Trommelbremse; <input type="checkbox"/>	24.3727-0558.2	580558	L= 1.736	
	59	11/01→01/06		Bus; Trommelbremse; <input type="checkbox"/>	24.3727-0559.2	580559	L= 1.784	
	51	05/04→12/06		Kasten/Kombi; Trommelbremse; <input type="checkbox"/>	24.3727-0560.2	580560	L= 1.741	
	78	11/01→08/03		Bus; Trommelbremse; <input type="checkbox"/>	24.3727-0561.2	580561	L= 1.788	
	68	02/04→07/09		Kasten/Kombi; <input type="checkbox"/>	24.3727-0570.2	580570	L= 2.140	
				Kasten/Kombi; <input type="checkbox"/>	24.3727-0571.2	580571	L= 2.140	
				Kasten/Kombi; <input checked="" type="checkbox"/>	2	24.3727-0572.2	580572	L= 2.137
				Bus; <input type="checkbox"/>	24.3727-0573.2	580573	L= 2.135	
				Bus; <input type="checkbox"/>	24.3727-0574.2	580574	L= 2.120	
				Bus; <input checked="" type="checkbox"/>				
1.4	57	10/05→		→ 01/10; Kasten/Kombi; Trommelbremse; <input type="checkbox"/>	24.3727-0558.2	580558	L= 1.736	
				12/09→; Bus; → 01/10; Trommelbremse; <input type="checkbox"/>	24.3727-0559.2	580559	L= 1.784	
				→ 01/10; Kasten/Kombi; Trommelbremse; <input type="checkbox"/>	24.3727-0560.2	580560	L= 1.741	
				12/09→; Bus; → 01/10; Trommelbremse; <input type="checkbox"/>	24.3727-0561.2	580561	L= 1.788	
				→ 01/10; Kasten/Kombi; <input type="checkbox"/>	24.3727-0570.2	580570	L= 2.140	
				→ 01/10; Kasten/Kombi; <input type="checkbox"/>	24.3727-0571.2	580571	L= 2.140	
				→ 01/10; Kasten/Kombi; <input checked="" type="checkbox"/>	2	24.3727-0572.2	580572	L= 2.137
				12/09→; Bus; → 01/10; <input type="checkbox"/>	24.3727-0573.2	580573	L= 2.135	
				12/09→; Bus; → 01/10; <input type="checkbox"/>	24.3727-0574.2	580574	L= 2.120	
1.6 16V 1.6 Natural Power 1.9 D 1.9 JTD	76 76 46 74 - 77	10/01→ 09/02→ 03/01→ 10/01→		→ 01/10; Kasten/Kombi; Trommelbremse; <input type="checkbox"/>	24.3727-0558.2	580558	L= 1.736	
				Bus; → 01/10; Trommelbremse; <input type="checkbox"/>	24.3727-0559.2	580559	L= 1.784	
				→ 01/10; Kasten/Kombi; Trommelbremse; <input type="checkbox"/>	24.3727-0560.2	580560	L= 1.741	
				Bus; → 01/10; Trommelbremse; <input checked="" type="checkbox"/>	24.3727-0561.2	580561	L= 1.788	
				→ 01/10; Kasten/Kombi; <input type="checkbox"/>	24.3727-0570.2	580570	L= 2.140	
				→ 01/10; Kasten/Kombi; <input type="checkbox"/>	24.3727-0571.2	580571	L= 2.140	
				→ 01/10; Kasten/Kombi; <input checked="" type="checkbox"/>	2	24.3727-0572.2	580572	L= 2.137
				Bus; → 01/10; <input type="checkbox"/>	24.3727-0573.2	580573	L= 2.135	
				Bus; → 01/10; <input type="checkbox"/>	24.3727-0574.2	580574	L= 2.120	

FIAT - DOBLO Pritsche/Fahrgestell (263_) 02/10→

Radbremsszylinder









1.3 D Multijet 1.4	55 - 70	02/10→	➡	Bremstrommeldurchmesser innen [Zoll]: 9	24.3220-1728.3	020509	ALU
	70 - 88	04/10→		Bremstrommeldurchmesser innen [Zoll]: 10; für erhöhte Nutzlast	24.3225-1704.3	020541	ALU
1.4 Natural Power 1.6 D Multijet	88	06/10→					
	66 - 88	02/10→					
2.0 D Multijet	99	02/10→					








Zubehörsatz, Bremsbacken








1.3 D Multijet 1.4	55 - 70	02/10→	➡	Bremstrommeldurchmesser innen [Zoll]: 9	03.0137-9296.2	669296	
	70 - 88	04/10→		Bremstrommeldurchmesser innen [Zoll]: 10	03.0137-9309.2	669309	AP
1.4 Natural Power 1.6 D Multijet	88	06/10→					
	66 - 88	02/10→					
2.0 D Multijet	99	02/10→					










































Bremsbackensatz

1.3 D Multijet 1.4	55 - 70	02/10→	➡	Bremstrommeldurchmesser innen [Zoll]: 9	03.0137-0457.2	650457	AP Ø 228 x 42 + HEB
	70 - 88	04/10→		Bremstrommeldurchmesser innen [Zoll]: 10	03.0521-0320.3	690320	AP Ø 228 x 42 + RZ / + Zub TopKit
1.4 Natural Power 1.6 D Multijet	88	06/10→	➡	Bremstrommeldurchmesser innen [Zoll]: 10	03.0137-0505.2	650505	AP Ø 254 x 57 + HEB
	66 - 88	02/10→		Bremstrommeldurchmesser innen [Zoll]: 10; für erhöhte Nutzlast	03.0520-1425.3	691425	Ø 254 x 57 + RZ / + Zub TopKit
2.0 D Multijet	99	02/10→	➡	Bremstrommeldurchmesser innen [Zoll]: 10; nicht für erhöhte Nutzlast	03.0520-7422.3	697422	AP Ø 254 x 57 + RZ / + Zub TopKit


























	kW			 	! #		
FIAT - DUCATO Bus (230_) 03/94→05/05							
 Radbremszylinder							
1.9 D 1.9 D Combinato 1.9 TD 1.9 TD Combinato 1.9 TD Panorama/Combinato	50 51 66 59 60	04/98→04/02 06/95→04/02 04/98→04/02 08/94→04/02 03/94→04/02	→ → → → →	→ 10/01; Nutzlast [kg]: 1.000 11/01→ 03/02; Nutzlast [kg]: 1.000		24.3225-1701.3 24.3226-1702.3	020399 020469 GG GG GG
1.9 D	59	05/98→11/01	→ →	→ 10/01; Nutzlast [kg]: 1.000 11/01→; Nutzlast [kg]: 1.000		24.3225-1701.3 24.3226-1702.3	020399 020469 GG GG
2.0 4x4	80	11/94→11/01	→ → →	→ 10/01; Nutzlast ab [kg] 1.000 Nutzlast bis [kg] 1.400 11/01→; Nutzlast ab [kg] 1.000 Nutzlast bis [kg] 1.400 → 10/01; Nutzlast [kg]: 1.800		24.3225-1701.3 24.3226-1702.3 24.3228-1701.3	020399 020469 GG GG GG
2.0 JTD	62	10/01→04/02	→	→ 03/02; Nutzlast [kg]: 1.400		24.3226-1702.3	020469 GG
2.0 Panorama/Combinato	80	03/94→04/02	→ → →	→ 10/01; Nutzlast ab [kg] 1.000 Nutzlast bis [kg] 1.400 11/01→ 03/02; Nutzlast ab [kg] 1.000 Nutzlast bis [kg] 1.400 → 10/01; Nutzlast [kg]: 1.800		24.3225-1701.3 24.3226-1702.3 24.3228-1701.3	020399 020469 GG GG GG
2.5 D Combinato	62	08/94→04/02	→ → →	→ 10/01; Nutzlast [kg]: 1.400 11/01→ 03/02; Nutzlast [kg]: 1.400 → 10/01; Nutzlast [kg]: 1.800		24.3225-1701.3 24.3226-1702.3 24.3228-1701.3	020399 020469 GG GG GG
2.5 TD 4x4	80	11/94→04/98	→ →	Nutzlast [kg]: 1.400 Nutzlast [kg]: 1.800		24.3226-1702.3 24.3228-1701.3	020469 020401 GG GG
2.5 TDI 4x4	85	04/97→04/02	→ →	→ 10/01; Nutzlast [kg]: 1.400 11/01→ 03/02; Nutzlast [kg]: 1.400		24.3226-1702.3	020469 GG GG
2.5 TDI Panorama/Combinato 2.8 D 2.8 JTD 2.8 JTD 4x4 2.8 TDI 2.8 TDI 4x4	80 - 85 64 94 94 90 90	03/94→04/02 02/98→04/02 11/00→04/02 11/00→04/02 10/97→04/02 07/99→04/02	→ → → → → →	→ 10/01; Nutzlast [kg]: 1.400 11/01→ 03/02; Nutzlast [kg]: 1.400 → 10/01; Nutzlast [kg]: 1.800		24.3226-1702.3 24.3226-1702.3 24.3228-1701.3	020469 GG GG GG GG GG
Zubehörsatz, Bremsbacken							
1.9 D 1.9 D Combinato 1.9 TD 1.9 TD Combinato 1.9 TD Panorama/Combinato	50 51 66 59 60	04/98→04/02 06/95→04/02 04/98→04/02 08/94→04/02 03/94→04/02	→ → → → →	→ 10/01; Nutzlast [kg]: 1.000 11/01→ 03/02; Nutzlast [kg]: 1.000; nicht für Wohnmobile		03.0137-9219.2 03.0137-9285.2	669219 669285 TRW AP AP
1.9 D	59	05/98→11/01	→ →	→ 10/01; Nutzlast [kg]: 1.000 11/01→; Nutzlast [kg]: 1.000; nicht für Wohnmobile		03.0137-9219.2 03.0137-9285.2	669219 669285 TRW AP
2.0 4x4	80	11/94→11/01	→ → →	→ 10/01; Nutzlast [kg]: 1.800 → 10/01; Nutzlast ab [kg] 1.000 Nutzlast bis [kg] 1.400 11/01→; Nutzlast ab [kg] 1.000 Nutzlast bis [kg] 1.400; nicht für Wohnmobile		03.0137-9219.2 03.0137-9219.2 03.0137-9285.2	669219 669219 AP TRW TRW AP
2.0 JTD	62	10/01→04/02	→	→ 03/02; Nutzlast [kg]: 1.400; nicht für Wohnmobile		03.0137-9285.2	669285 AP
2.0 Panorama/Combinato	80	03/94→04/02	→ → →	→ 10/01; Nutzlast [kg]: 1.800 → 10/01; Nutzlast ab [kg] 1.000 Nutzlast bis [kg] 1.400 11/01→ 03/02; Nutzlast ab [kg] 1.000 Nutzlast bis [kg] 1.400; nicht für Wohnmobile		03.0137-9219.2 03.0137-9219.2 03.0137-9285.2	669219 669219 AP TRW TRW AP
2.5 D Combinato 2.5 TDI Panorama/Combinato 2.8 D 2.8 JTD 2.8 JTD 4x4 2.8 TDI 2.8 TDI 4x4	62 - 80 - 85 64 94 94 90 90	08/94→04/02 03/94→04/02 02/98→04/02 11/00→04/02 11/00→04/02 10/97→04/02 07/99→04/02	→ → → → → → →	→ 10/01; Nutzlast [kg]: 1.400 → 10/01; Nutzlast [kg]: 1.800 11/01→ 03/02; Nutzlast [kg]: 1.400; nicht für Wohnmobile		03.0137-9219.2 03.0137-9219.2 03.0137-9285.2	669219 669219 AP TRW TRW TRW AP
2.5 TD 4x4	80	11/94→04/98	→ →	Nutzlast [kg]: 1.800 Nutzlast [kg]: 1.400		03.0137-9219.2 03.0137-9219.2	669219 669219 TRW TRW
2.5 TDI 4x4	85	04/97→04/02	→ →	→ 10/01; Nutzlast [kg]: 1.400 11/01→ 03/02; Nutzlast [kg]: 1.400; nicht für Wohnmobile		03.0137-9219.2 03.0137-9285.2	669219 669285 TRW AP
→							

















	kw					! #		
FIAT - DUCATO Bus (230_) 03/94→05/05								
Bremstrommel								
1.9 D 1.9 D Combinato 1.9 TD 1.9 TD Combinato 1.9 TD Panorama/Combinato	50 51 66 59 60	04/98→04/02 06/95→04/02 04/98→04/02 08/94→04/02 03/94→04/02	➡	→ 03/02; Nutzlast [kg]: 1.000			24.0225-4002.1 480048	Ø 298 x 64,4 / 255,6
1.9 D	59	05/98→11/01	➡	Nutzlast [kg]: 1.000			24.0225-4002.1 480048	Ø 298 x 64,4 / 255,6
2.0 4x4	80	11/94→11/01	➡	Nutzlast ab [kg] 1.000 Nutzlast bis [kg] 1.400			24.0225-4002.1 480048	Ø 298 x 64,4 / 255,6
			➡	→ 10/01; Nutzlast [kg]: 1.800			24.0225-4005.1 480070	Ø 298 x 64,5 / 255,6
2.0 JTD 2.5 TDI 4x4	62 85	10/01→04/02 04/97→04/02	➡	→ 03/02; Nutzlast [kg]: 1.400			24.0225-4002.1 480048	Ø 298 x 64,4 / 255,6
2.0 Panorama/Combinato	80	03/94→04/02	➡	→ 03/02; Nutzlast ab [kg] 1.000 Nutzlast bis [kg] 1.400			24.0225-4002.1 480048	Ø 298 x 64,4 / 255,6
			➡	→ 10/01; Nutzlast [kg]: 1.800			24.0225-4005.1 480070	Ø 298 x 64,5 / 255,6
2.5 D Combinato 2.5 TDI Panorama/Combinato 2.8 D 2.8 JTD 2.8 JTD 4x4 2.8 TDI 2.8 TDI 4x4	62 80 - 85 64 94 94 90 90	08/94→04/02 03/94→04/02 02/98→04/02 11/00→04/02 11/00→04/02 10/97→04/02 07/99→04/02	➡	→ 03/02; Nutzlast [kg]: 1.400			24.0225-4002.1 480048	Ø 298 x 64,4 / 255,6
			➡	→ 10/01; Nutzlast [kg]: 1.800			24.0225-4005.1 480070	Ø 298 x 64,5 / 255,6
2.5 TD 4x4	80	11/94→04/98	➡	Nutzlast [kg]: 1.400			24.0225-4002.1 480048	Ø 298 x 64,4 / 255,6
			➡	Nutzlast [kg]: 1.800			24.0225-4005.1 480070	Ø 298 x 64,5 / 255,6
Bremsbackensatz								
1.9 D 1.9 D Combinato 1.9 TD 1.9 TD Combinato 1.9 TD Panorama/Combinato	50 51 66 59 60	04/98→04/02 06/95→04/02 04/98→04/02 08/94→04/02 03/94→04/02	➡	→ 10/01; Nutzlast [kg]: 1.000; nicht für Wohnmobile			03.0137-0333.2 650333 03.0520-0925.3 690925	TRW Ø 254 x 57 + HEB TRW Ø 254 x 57 + RZ / + Zub TopKit
			➡	11/01→ 03/02; Nutzlast [kg]: 1.000; nicht für Wohnmobile			03.0137-0432.2 650432 03.0520-0326.3 690326	AP Ø 254 x 57 + HEB AP Ø 254 x 57 + RZ / + Zub TopKit
1.9 D	59	05/98→11/01	➡	→ 10/01; Nutzlast [kg]: 1.000; nicht für Wohnmobile			03.0137-0333.2 650333 03.0520-0925.3 690925	TRW Ø 254 x 57 + HEB TRW Ø 254 x 57 + RZ / + Zub TopKit
			➡	11/01→; Nutzlast [kg]: 1.000; nicht für Wohnmobile			03.0137-0432.2 650432 03.0520-0326.3 690326	AP Ø 254 x 57 + HEB AP Ø 254 x 57 + RZ / + Zub TopKit
2.0 4x4	80	11/94→11/01	➡	→ 10/01; Nutzlast ab [kg] 1.000 Nutzlast bis [kg] 1.400; nicht für Wohnmobile			03.0137-0333.2 650333 03.0520-0925.3 690925	TRW Ø 254 x 57 + HEB TRW Ø 254 x 57 + RZ / + Zub TopKit
			➡	→ 10/01; Nutzlast [kg]: 1.800; nicht für Wohnmobile			03.0137-0334.2 650334 03.0520-0728.3 690728	TRW Ø 254 x 57 + HEB TRW Ø 254 x 57 + RZ / + Zub TopKit
			➡	11/01→; Nutzlast ab [kg] 1.000 Nutzlast bis [kg] 1.400; nicht für Wohnmobile			03.0137-0432.2 650432 03.0520-0326.3 690326	AP Ø 254 x 57 + HEB AP Ø 254 x 57 + RZ / + Zub TopKit
2.0 JTD	62	10/01→04/02	➡	→ 03/02; Nutzlast [kg]: 1.400; nicht für Wohnmobile			03.0137-0432.2 650432 03.0520-0326.3 690326	AP Ø 254 x 57 + HEB AP Ø 254 x 57 + RZ / + Zub TopKit
2.0 Panorama/Combinato	80	03/94→04/02	➡	→ 10/01; Nutzlast ab [kg] 1.000 Nutzlast bis [kg] 1.400; nicht für Wohnmobile			03.0137-0333.2 650333 03.0520-0925.3 690925	TRW Ø 254 x 57 + HEB TRW Ø 254 x 57 + RZ / + Zub TopKit
			➡	→ 10/01; Nutzlast [kg]: 1.800; nicht für Wohnmobile			03.0137-0334.2 650334 03.0520-0728.3 690728	TRW Ø 254 x 57 + HEB TRW Ø 254 x 57 + RZ / + Zub TopKit
			➡	11/01→ 03/02; Nutzlast ab [kg] 1.000 Nutzlast bis [kg] 1.400; nicht für Wohnmobile			03.0137-0432.2 650432 03.0520-0326.3 690326	AP Ø 254 x 57 + HEB AP Ø 254 x 57 + RZ / + Zub TopKit
2.5 D Combinato	62	08/94→04/02	➡	→ 10/01; Nutzlast [kg]: 1.400; nicht für Wohnmobile			03.0137-0333.2 650333 03.0520-0925.3 690925	TRW Ø 254 x 57 + HEB TRW Ø 254 x 57 + RZ / + Zub TopKit
			➡	→ 10/01; Nutzlast [kg]: 1.800; nicht für Wohnmobile			03.0137-0334.2 650334 03.0520-0728.3 690728	TRW Ø 254 x 57 + HEB TRW Ø 254 x 57 + RZ / + Zub TopKit
			➡	11/01→ 03/02; Nutzlast [kg]: 1.400; nicht für Wohnmobile			03.0137-0432.2 650432 03.0520-0326.3 690326	AP Ø 254 x 57 + HEB AP Ø 254 x 57 + RZ / + Zub TopKit
→								












	kw			 	! #				
FIAT - DUCATO Bus (230_) 03/94→05/05									
Bremsbackensatz									
2.5 TD 4x4	80	11/94→04/98	➡	Nutzlast [kg]: 1.400; nicht für Wohnmobile	03.0137-0333.2	650333	TRW Ø 254 x 57 + HEB		
			➡	Nutzlast [kg]: 1.800; nicht für Wohnmobile	03.0520-0226.3	690226	TRW Ø 254 x 57 + RZ / + Zub TopKit		
2.5 TDI 4x4	85	04/97→04/02	➡	→ 10/01; Nutzlast [kg]: 1.400; nicht für Wohnmobile	03.0137-0333.2	650333	TRW Ø 254 x 57 + HEB		
			➡	11/01→ 03/02; Nutzlast [kg]: 1.400; nicht für Wohnmobile	03.0520-0226.3	690226	TRW Ø 254 x 57 + RZ / + Zub TopKit		
2.5 TDI Panorama/Combinato 2.8 D 2.8 JTD 2.8 JTD 4x4 2.8 TDI 2.8 TDI 4x4	80 - 85	03/94→04/02	➡	→ 10/01; Nutzlast [kg]: 1.400; nicht für Wohnmobile	03.0137-0333.2	650333	TRW Ø 254 x 57 + HEB		
			➡	11/01→ 03/02; Nutzlast [kg]: 1.400; nicht für Wohnmobile	03.0520-0226.3	690226	TRW Ø 254 x 57 + RZ / + Zub TopKit		
	64	02/98→04/02	➡	→ 10/01; Nutzlast [kg]: 1.400; nicht für Wohnmobile	03.0137-0333.2	650333	TRW Ø 254 x 57 + HEB		
	94	11/00→04/02	➡	→ 10/01; Nutzlast [kg]: 1.800; nicht für Wohnmobile	03.0520-0226.3	690226	TRW Ø 254 x 57 + RZ / + Zub TopKit		
	94	11/00→04/02	➡	→ 10/01; Nutzlast [kg]: 1.800; nicht für Wohnmobile	03.0137-0334.2	650334	TRW Ø 254 x 57 + HEB		
	90	10/97→04/02	➡	→ 10/01; Nutzlast [kg]: 1.800; nicht für Wohnmobile	03.0520-0728.3	690728	TRW Ø 254 x 57 + RZ / + Zub TopKit		
2.8 TDI 4x4	90	07/99→04/02	➡	11/01→ 03/02; Nutzlast [kg]: 1.400; nicht für Wohnmobile	03.0137-0432.2	650432	AP Ø 254 x 57 + HEB		
			➡	11/01→ 03/02; Nutzlast [kg]: 1.400; nicht für Wohnmobile	03.0520-0326.3	690326	AP Ø 254 x 57 + RZ / + Zub TopKit		
Bremsbackensatz, Feststellbremse									
2.0 4x4	80	11/94→11/01	➡	11/01→; Nutzlast [kg]: 1.800; mit Verstärkung	03.0137-4002.2	654002	Ø 172 x 42 + Zub		
2.0 JTD	62	10/01→04/02	➡	→ 03/02; Nutzlast [kg]: 1.800; mit Verstärkung	03.0137-4002.2	654002	Ø 172 x 42 + Zub		
2.0 Panorama/Combinato 2.5 D Combinato 2.5 TDI Panorama/Combinato 2.8 D 2.8 JTD 2.8 JTD 4x4 2.8 TDI 2.8 TDI 4x4	80 - 62	03/94→04/02	➡	11/01→ 03/02; Nutzlast [kg]: 1.800; mit Verstärkung	03.0137-4002.2	654002	Ø 172 x 42 + Zub		
			62	08/94→04/02	➡	11/01→ 03/02; Nutzlast [kg]: 1.800; mit Verstärkung	03.0137-4002.2	654002	Ø 172 x 42 + Zub
			80 - 85	03/94→04/02	➡	11/01→ 03/02; Nutzlast [kg]: 1.800; mit Verstärkung	03.0137-4002.2	654002	Ø 172 x 42 + Zub
			64	02/98→04/02	➡	11/01→ 03/02; Nutzlast [kg]: 1.800; mit Verstärkung	03.0137-4002.2	654002	Ø 172 x 42 + Zub
			94	11/00→04/02	➡	11/01→ 03/02; Nutzlast [kg]: 1.800; mit Verstärkung	03.0137-4002.2	654002	Ø 172 x 42 + Zub
			94	11/00→04/02	➡	11/01→ 03/02; Nutzlast [kg]: 1.800; mit Verstärkung	03.0137-4002.2	654002	Ø 172 x 42 + Zub
			90	10/97→04/02	➡	11/01→ 03/02; Nutzlast [kg]: 1.800; mit Verstärkung	03.0137-4002.2	654002	Ø 172 x 42 + Zub
			90	07/99→04/02	➡	11/01→ 03/02; Nutzlast [kg]: 1.800; mit Verstärkung	03.0137-4002.2	654002	Ø 172 x 42 + Zub
Zubehörsatz, Feststellbremsbacken									
2.0 4x4	80	11/94→11/01		11/01→; Nutzlast [kg]: 1.800	03.0137-9705.2	669705			
2.0 JTD	62	10/01→04/02		→ 03/02; Nutzlast [kg]: 1.800	03.0137-9706.2	669706			
				→ 03/02; Nutzlast [kg]: 1.800	03.0137-9706.2	669706			
2.0 Panorama/Combinato 2.5 D Combinato 2.5 TDI Panorama/Combinato 2.8 D 2.8 JTD 2.8 JTD 4x4 2.8 TDI 2.8 TDI 4x4	80 - 62	03/94→04/02		11/01→ 03/02; Nutzlast [kg]: 1.800	03.0137-9705.2	669705			
				11/01→ 03/02; Nutzlast [kg]: 1.800	03.0137-9706.2	669706			
			62	08/94→04/02		11/01→ 03/02; Nutzlast [kg]: 1.800	03.0137-9705.2	669705	
			80 - 85	03/94→04/02		11/01→ 03/02; Nutzlast [kg]: 1.800	03.0137-9706.2	669706	
			64	02/98→04/02		11/01→ 03/02; Nutzlast [kg]: 1.800	03.0137-9705.2	669705	
			94	11/00→04/02		11/01→ 03/02; Nutzlast [kg]: 1.800	03.0137-9706.2	669706	
			94	11/00→04/02		11/01→ 03/02; Nutzlast [kg]: 1.800	03.0137-9705.2	669705	
			90	10/97→04/02		11/01→ 03/02; Nutzlast [kg]: 1.800	03.0137-9706.2	669706	
2.5 TD 4x4	80	11/94→04/98		Nutzlast [kg]: 1.800	03.0137-9705.2	669705			
					03.0137-9706.2	669706			
Seilzug, Feststellbremse									
1.9 D 1.9 D Combinato 1.9 TD 1.9 TD Combinato 1.9 TD Panorama/Combinato	50 - 60	04/98→04/02		→ 03/02; Nutzlast [kg]: 1.000; Scheibenbremse; ⬆	1	24.3727-0300.2	580300	L= 1.078	
				→ 09/99; Nutzlast [kg]: 1.000; Trommelbremse; ⬆	1	24.3727-0300.2	580300	L= 1.078	
				10/99→ 10/01; Nutzlast [kg]: 1.000; Trommelbremse; ⬆	1	24.3727-0300.2	580300	L= 1.078	
				11/01→ 03/02; Nutzlast [kg]: 1.000; Trommelbremse; ⬆	1	24.3727-0300.2	580300	L= 1.078	
				→ 03/02; Nutzlast [kg]: 1.000; Scheibenbremse; ⬇	1	24.3727-0340.2	580340	L= 3.025	
				11/01→ 03/02; Nutzlast [kg]: 1.000; Trommelbremse; ⬇	1	24.3727-0343.2	580343	L= 2.827	
				10/99→ 10/01; Nutzlast [kg]: 1.000; Trommelbremse; ⬇	1	24.3727-0344.2	580344	L= 2.806	










	kW			 	! #		
FIAT - DUCATO Bus (230_) 03/94→05/05							
Seilzug, Feststellbremse							
1.9 D 1.9 D Combinato 1.9 TD 1.9 TD Combinato 1.9 TD Panorama/Combinato	50 51 66 59 60	04/98→04/02 06/95→04/02 04/98→04/02 08/94→04/02 03/94→04/02		→ 09/99; Nutzlast [kg]: 1.000; Trommelbremse; 	1	24.3727-0345.2 580345	L= 3.045
1.9 D	59	05/98→11/01		Nutzlast [kg]: 1.000; Scheibenbremse; 	1	24.3727-0300.2 580300	L= 1.078
				→ 09/99; Nutzlast [kg]: 1.000; Trommelbremse; 	1	24.3727-0300.2 580300	L= 1.078
				11/01→; Nutzlast [kg]: 1.000; Trommelbremse; 	1	24.3727-0300.2 580300	L= 1.078
				10/99→ 10/01; Nutzlast [kg]: 1.000; Trommelbremse; 	1	24.3727-0300.2 580300	L= 1.078
				Nutzlast [kg]: 1.000; Scheibenbremse; 	1	24.3727-0340.2 580340	L= 3.025
				11/01→; Nutzlast [kg]: 1.000; Trommelbremse; 	1	24.3727-0343.2 580343	L= 2.827
				10/99→ 10/01; Nutzlast [kg]: 1.000; Trommelbremse; 	1	24.3727-0344.2 580344	L= 2.806
				→ 09/99; Nutzlast [kg]: 1.000; Trommelbremse; 	1	24.3727-0345.2 580345	L= 3.045
2.0 4x4	80	11/94→11/01		10/99→ 10/01; Nutzlast ab [kg] 1.000 Nutzlast bis [kg] 1.800; Trommelbremse; 	1	24.3727-0300.2 580300	L= 1.078
				→ 09/99; Nutzlast ab [kg] 1.000 Nutzlast bis [kg] 1.800; Trommelbremse; 	1	24.3727-0300.2 580300	L= 1.078
				11/01→; Nutzlast ab [kg] 1.000 Nutzlast bis [kg] 1.800; Trommelbremse; 	1	24.3727-0300.2 580300	L= 1.078
				Nutzlast ab [kg] 1.000 Nutzlast bis [kg] 1.800; Scheibenbremse; 	1	24.3727-0300.2 580300	L= 1.078
				Nutzlast ab [kg] 1.000 Nutzlast bis [kg] 1.800; Scheibenbremse; 	1	24.3727-0340.2 580340	L= 3.025
				11/01→; Nutzlast ab [kg] 1.000 Nutzlast bis [kg] 1.800; Trommelbremse; 	1	24.3727-0343.2 580343	L= 2.827
				10/99→ 10/01; Nutzlast ab [kg] 1.000 Nutzlast bis [kg] 1.800; Trommelbremse; 	1	24.3727-0344.2 580344	L= 2.806
				→ 09/99; Nutzlast ab [kg] 1.000 Nutzlast bis [kg] 1.800; Trommelbremse; 	1	24.3727-0345.2 580345	L= 3.045
2.0 JTD	62	10/01→04/02		→ 03/02; Nutzlast ab [kg] 1.400 Nutzlast bis [kg] 1.800; Trommelbremse; 	1	24.3727-0300.2 580300	L= 1.078
				→ 03/02; Nutzlast ab [kg] 1.400 Nutzlast bis [kg] 1.800; Scheibenbremse; 	1	24.3727-0300.2 580300	L= 1.078
				→ 03/02; Nutzlast ab [kg] 1.400 Nutzlast bis [kg] 1.800; Scheibenbremse; 	1	24.3727-0340.2 580340	L= 3.025
				→ 03/02; Nutzlast ab [kg] 1.400 Nutzlast bis [kg] 1.800; Trommelbremse; 	1	24.3727-0343.2 580343	L= 2.827
2.0 Panorama/Combinato	80	03/94→04/02		11/01→ 03/02; Nutzlast ab [kg] 1.000 Nutzlast bis [kg] 1.800; Trommelbremse; 	1	24.3727-0300.2 580300	L= 1.078
				10/99→ 10/01; Nutzlast ab [kg] 1.000 Nutzlast bis [kg] 1.800; Trommelbremse; 	1	24.3727-0300.2 580300	L= 1.078
				→ 03/02; Nutzlast ab [kg] 1.000 Nutzlast bis [kg] 1.800; Scheibenbremse; 	1	24.3727-0300.2 580300	L= 1.078
				→ 09/99; Nutzlast ab [kg] 1.000 Nutzlast bis [kg] 1.800; Trommelbremse; 	1	24.3727-0300.2 580300	L= 1.078
				→ 03/02; Nutzlast ab [kg] 1.000 Nutzlast bis [kg] 1.800; Scheibenbremse; 	1	24.3727-0340.2 580340	L= 3.025
				11/01→ 03/02; Nutzlast ab [kg] 1.000 Nutzlast bis [kg] 1.800; Trommelbremse; 	1	24.3727-0343.2 580343	L= 2.827
				10/99→ 10/01; Nutzlast ab [kg] 1.000 Nutzlast bis [kg] 1.800; Trommelbremse; 	1	24.3727-0344.2 580344	L= 2.806
	→ 09/99; Nutzlast ab [kg] 1.000 Nutzlast bis [kg] 1.800; Trommelbremse; 	1	24.3727-0345.2 580345	L= 3.045			
2.5 D Combinato 2.5 TDI 4x4 2.5 TDI Panorama/Combinato 2.8 D 2.8 TDI 2.8 TDI 4x4	62 85 80 - 85 64 90 90	08/94→04/02 04/97→04/02 03/94→04/02 02/98→04/02 10/97→04/02 07/99→04/02		11/01→ 03/02; Nutzlast ab [kg] 1.400 Nutzlast bis [kg] 1.800; Trommelbremse; 	1	24.3727-0300.2 580300	L= 1.078
				10/99→ 10/01; Nutzlast ab [kg] 1.400 Nutzlast bis [kg] 1.800; Trommelbremse; 	1	24.3727-0300.2 580300	L= 1.078
				→ 03/02; Nutzlast ab [kg] 1.400 Nutzlast bis [kg] 1.800; Scheibenbremse; 	1	24.3727-0300.2 580300	L= 1.078
				→ 03/02; Nutzlast ab [kg] 1.400 Nutzlast bis [kg] 1.800; Scheibenbremse; 	1	24.3727-0300.2 580300	L= 1.078
				→ 03/02; Nutzlast ab [kg] 1.400 Nutzlast bis [kg] 1.800; Scheibenbremse; 	1	24.3727-0300.2 580300	L= 1.078







































	kW			 	! #		
FIAT - DUCATO Bus (230_) 03/94→05/05							
 Seilzug, Feststellbremse							
2.5 D Combinato	62	08/94→04/02		→ 09/99; Nutzlast ab [kg] 1.400 Nutzlast bis [kg] 1.800; Trommelbremse; 	1	24.3727-0300.2 580300	L= 1.078
2.5 TDI 4x4	85	04/97→04/02					
2.5 TDI Panorama/Combinato	80 - 85	03/94→04/02		→ 03/02; Nutzlast ab [kg] 1.400 Nutzlast bis [kg] 1.800; Scheibenbremse; 	1	24.3727-0340.2 580340	L= 3.025
2.8 D	64	02/98→04/02					
2.8 TDI	90	10/97→04/02		11/01→ 03/02; Nutzlast ab [kg] 1.400 Nutzlast bis [kg] 1.800; Trommelbremse; 	1	24.3727-0343.2 580343	L= 2.827
2.8 TDI 4x4	90	07/99→04/02					
				10/99→ 10/01; Nutzlast ab [kg] 1.400 Nutzlast bis [kg] 1.800; Trommelbremse; 	1	24.3727-0344.2 580344	L= 2.806
				→ 09/99; Nutzlast ab [kg] 1.400 Nutzlast bis [kg] 1.800; Trommelbremse; 	1	24.3727-0345.2 580345	L= 3.045
2.5 TD 4x4	80	11/94→04/98		Nutzlast ab [kg] 1.400 Nutzlast bis [kg] 1.800; Scheibenbremse; 	1	24.3727-0300.2 580300	L= 1.078
				Nutzlast ab [kg] 1.400 Nutzlast bis [kg] 1.800; Trommelbremse; 	1	24.3727-0300.2 580300	L= 1.078
				Nutzlast ab [kg] 1.400 Nutzlast bis [kg] 1.800; Scheibenbremse; 	1	24.3727-0340.2 580340	L= 3.025
				Nutzlast ab [kg] 1.400 Nutzlast bis [kg] 1.800; Trommelbremse; 	1	24.3727-0345.2 580345	L= 3.045
2.8 JTD	94	11/00→04/02		11/01→ 03/02; Nutzlast ab [kg] 1.400 Nutzlast bis [kg] 1.800; Trommelbremse; 	1	24.3727-0300.2 580300	L= 1.078
2.8 JTD 4x4	94	11/00→04/02					
				→ 03/02; Nutzlast ab [kg] 1.400 Nutzlast bis [kg] 1.800; Scheibenbremse; 	1	24.3727-0300.2 580300	L= 1.078
				→ 10/01; Nutzlast ab [kg] 1.400 Nutzlast bis [kg] 1.800; Trommelbremse; 	1	24.3727-0300.2 580300	L= 1.078
				→ 03/02; Nutzlast ab [kg] 1.400 Nutzlast bis [kg] 1.800; Scheibenbremse; 	1	24.3727-0340.2 580340	L= 3.025
				11/01→ 03/02; Nutzlast ab [kg] 1.400 Nutzlast bis [kg] 1.800; Trommelbremse; 	1	24.3727-0343.2 580343	L= 2.827
				→ 10/01; Nutzlast ab [kg] 1.400 Nutzlast bis [kg] 1.800; Trommelbremse; 	1	24.3727-0344.2 580344	L= 2.806
FIAT - DUCATO Bus (244_) 12/01→							
 Radbremszylinder							
2.0	81	12/01→07/06	➡	Nutzlast ab [kg] 1.100 Nutzlast bis [kg] 1.500		24.3226-1702.3 020469	GG
2.0 4x4	81	05/02→07/06					
2.0 Bipower	81	11/02→07/06					
2.0 JTD	62	12/01→07/06					
2.0 LPG	71	11/02→07/06					
2.3 JTD	81 - 93	12/01→					
2.8 JTD	107	04/04→07/06					
2.8 JTD 4x4	94	12/01→07/06					
2.8 TD	90	11/03→07/06					
2.8 TD 4x4	90	11/03→07/06					
2.8 JTD	94	12/01→	➡	→ 07/06; Nutzlast ab [kg] 1.100 Nutzlast bis [kg] 1.500		24.3226-1702.3 020469	GG
Zubehörsatz, Bremsbacken							
2.0	81	12/01→07/06	➡	Nutzlast ab [kg] 1.100 Nutzlast bis [kg] 1.500; nicht für Wohnmobile		03.0137-9285.2 669285	AP
2.0 4x4	81	05/02→07/06					
2.0 Bipower	81	11/02→07/06					
2.0 JTD	62	12/01→07/06					
2.0 LPG	71	11/02→07/06					
2.3 JTD	81 - 93	12/01→					
2.8 JTD	107	04/04→07/06					
2.8 JTD 4x4	94	12/01→07/06					
2.8 TD	90	11/03→07/06					
2.8 TD 4x4	90	11/03→07/06					
2.8 JTD	94	12/01→	➡	→ 07/06; Nutzlast ab [kg] 1.100 Nutzlast bis [kg] 1.500; nicht für Wohnmobile		03.0137-9285.2 669285	AP
 Bremstrommel							
2.0	81	12/01→07/06	➡	Nutzlast ab [kg] 1.100 Nutzlast bis [kg] 1.500		24.0225-4002.1 480048	Ø 298 x 64,4 / 255,6
2.0 4x4	81	05/02→07/06					
2.0 Bipower	81	11/02→07/06					
2.0 JTD	62	12/01→07/06					
2.0 LPG	71	11/02→07/06					
2.3 JTD	81 - 93	12/01→					
2.8 JTD	107	04/04→07/06					
2.8 JTD 4x4	94	12/01→07/06					
→							








	kw				! #		
FIAT - DUCATO Bus (244_) 12/01→							
 Bremstrommel							
2.8 TD 2.8 TD 4x4	90 90	11/03→07/06 11/03→07/06	➡	Nutzlast ab [kg] 1.100 Nutzlast bis [kg] 1.500		24.0225-4002.1 480048	Ø 298 x 64,4 / 255,6
2.8 JTD	94	12/01→	➡	→ 07/06; Nutzlast ab [kg] 1.100 Nutzlast bis [kg] 1.500		24.0225-4002.1 480048	Ø 298 x 64,4 / 255,6
 Bremsbackensatz							
2.0 2.0 4x4 2.0 Bipower 2.0 JTD 2.0 LPG 2.3 JTD	81 81 81 62 71 81 -	12/01→07/06 05/02→07/06 11/02→07/06 12/01→07/06 11/02→07/06 12/01→	➡	Nutzlast ab [kg] 1.100 Nutzlast bis [kg] 1.500; nicht für Wohnmobile		03.0137-0432.2 650432 03.0520-0326.3 690326	AP Ø 254 x 57 + HEB AP Ø 254 x 57 + RZ / + Zub TopKit
2.8 JTD 2.8 JTD 4x4 2.8 TD 2.8 TD 4x4	107 94 90 90	04/04→07/06 12/01→07/06 11/03→07/06 11/03→07/06					
2.8 JTD	94	12/01→	➡	→ 07/06; Nutzlast ab [kg] 1.100 Nutzlast bis [kg] 1.500; nicht für Wohnmobile		03.0137-0432.2 650432 03.0520-0326.3 690326	AP Ø 254 x 57 + HEB AP Ø 254 x 57 + RZ / + Zub TopKit
 Bremsbackensatz, Feststellbremse							
2.0 2.0 4x4 2.0 Bipower 2.0 JTD 2.0 LPG 2.3 JTD	81 81 81 62 71 81 -	12/01→07/06 05/02→07/06 11/02→07/06 12/01→07/06 11/02→07/06 12/01→	➡	Nutzlast ab [kg] 1.100 Nutzlast bis [kg] 1.800; mit Verstärkung		03.0137-4002.2 654002	Ø 172 x 42 + Zub
2.8 JTD 2.8 JTD 4x4 2.8 TD 2.8 TD 4x4	107 94 90 90	04/04→07/06 12/01→07/06 11/03→07/06 11/03→07/06					
2.8 JTD	94	12/01→	➡	→ 07/06; Nutzlast ab [kg] 1.100 Nutzlast bis [kg] 1.800; mit Verstärkung		03.0137-4002.2 654002	Ø 172 x 42 + Zub
Zubehörsatz, Feststellbremsbacken							
2.0 2.0 4x4 2.0 Bipower 2.0 JTD 2.0 LPG 2.3 JTD	81 81 81 62 71 81 -	12/01→07/06 05/02→07/06 11/02→07/06 12/01→07/06 11/02→07/06 12/01→		Nutzlast ab [kg] 1.100 Nutzlast bis [kg] 1.800		03.0137-9705.2 669705 03.0137-9706.2 669706	
2.8 JTD 2.8 JTD 4x4 2.8 TD 2.8 TD 4x4	107 94 90 90	04/04→07/06 12/01→07/06 11/03→07/06 11/03→07/06					
2.8 JTD	94	12/01→		→ 07/06; Nutzlast ab [kg] 1.100 Nutzlast bis [kg] 1.800		03.0137-9705.2 669705 03.0137-9706.2 669706	
 Seilzug, Feststellbremse							
2.0 2.0 4x4 2.0 Bipower 2.0 JTD 2.0 LPG 2.3 JTD	81 81 81 62 71 81 -	12/01→07/06 05/02→07/06 11/02→07/06 12/01→07/06 11/02→07/06 12/01→		Nutzlast ab [kg] 1.100 Nutzlast bis [kg] 1.800; 	1	24.3727-0300.2 580300	L= 1.078
2.8 JTD 2.8 TD	107 90	04/04→07/06 11/03→07/06					
2.8 JTD	94	12/01→		→ 07/06; Nutzlast ab [kg] 1.100 Nutzlast bis [kg] 1.800; 	1	24.3727-0300.2 580300	L= 1.078
				→ 07/06; Nutzlast ab [kg] 1.100 Nutzlast bis [kg] 1.800; Trommelbremse; 	1	24.3727-0343.2 580343	L= 2.827
2.8 JTD 4x4 2.8 TD 4x4	94 90	12/01→07/06 11/03→07/06		Nutzlast ab [kg] 1.100 Nutzlast bis [kg] 1.800; Trommelbremse; 	1	24.3727-0343.2 580343	L= 2.827
				Nutzlast ab [kg] 1.100 Nutzlast bis [kg] 1.800; 	1	24.3727-0562.2 580562	L= 1.059
FIAT - DUCATO Bus (250_) 07/06→							
 Bremsbackensatz, Feststellbremse							
2 D 100 Multijet 2 3 D →	74 - 103 74 82 - 130	07/06→ 07/06→05/11 07/06→	➡			03.0137-4004.2 654004	Ø 172 x 42 + Zub












	kW			 	! #		
FIAT - DUCATO Bus (250_) 07/06→							
 Bremsbackensatz, Feststellbremse							
110 Multijet 2 0 D 115 Multijet 2 120 Multijet 2 130 Multijet 2 3 D 4x4 140 Multijet 2 140 Natural Power 150 Multijet 2 150 Multijet 3 160 Multijet 2 160 Multijet 3 0 D 4x4 180 Multijet 2 180 Multijet 3 E-Ducato	82 - 10/11→ 83 85 - 07/06→ 130 85 06/11→ 88 07/06→ 96 06/11→ 96 06/11→ 103 05/19→ 100 04/09→ 109 06/11→ 107 04/10→ 118 05/19→ 115 - 07/06→ 116 116 07/06→ 130 05/19→ 130 06/11→ 90 02/21→	→				03.0137-4004.2 654004	Ø 172 x 42 + Zub
3 D 150 Multijet 2 3 D 4x4	110 04/15→ 110 04/15→ 110 04/15→	→	12/15→			03.0137-4004.2 654004	Ø 172 x 42 + Zub
Zubehörsatz, Feststellbremsbacken							
2 D 100 Multijet 2 3 D 110 Multijet 2 0 D 115 Multijet 2 120 Multijet 2 130 Multijet 2 3 D 4x4 140 Multijet 2 140 Natural Power 150 Multijet 2 150 Multijet 3 160 Multijet 2 160 Multijet 3 0 D 4x4 180 Multijet 2 180 Multijet 3 E-Ducato	74 - 07/06→ 103 74 07/06→05/11 82 - 07/06→ 130 82 - 10/11→ 83 85 - 07/06→ 130 85 06/11→ 88 07/06→ 96 06/11→ 96 06/11→ 103 05/19→ 100 04/09→ 109 06/11→ 107 04/10→ 118 05/19→ 115 - 07/06→ 116 116 07/06→ 130 05/19→ 130 06/11→ 90 02/21→	→				03.0137-9705.2 669705 03.0137-9707.2 669707	
3 D 150 Multijet 2 3 D 4x4	110 04/15→ 110 04/15→ 110 04/15→	→	12/15→			03.0137-9705.2 669705 03.0137-9707.2 669707	
 Seilzug, Feststellbremse							
2 D 100 Multijet 2 3 D 110 Multijet 2 0 D 115 Multijet 2 120 Multijet 2 130 Multijet 2 3 D 4x4 140 Multijet 2 150 Multijet 2 150 Multijet 3 160 Multijet 2 160 Multijet 3 0 D 4x4 180 Multijet 2 180 Multijet 3 E-Ducato	74 - 07/06→ 103 74 07/06→05/11 82 - 07/06→ 130 82 - 10/11→ 83 85 - 07/06→ 130 85 06/11→ 88 07/06→ 96 06/11→ 96 06/11→ 103 05/19→ 109 06/11→ 107 04/10→ 118 05/19→ 115 - 07/06→ 116 116 07/06→ 130 05/19→ 130 06/11→ 90 02/21→		Scheibenbremse; 		1	24.3727-0586.2 580586	L= 2.910
3 D 150 Multijet 2 3 D 4x4	110 04/15→ 110 04/15→ 110 04/15→		12/15→; Scheibenbremse; 		1	24.3727-0586.2 580586	L= 2.910


















	kw			 	! #		
FIAT - DUCATO Kasten (230_) 03/94→05/05							
 Radbremszylinder							
1.9 D	50 - 51	03/94→04/02	➡	→ 10/01; Nutzlast [kg]: 1.000		24.3225-1701.3 020399	GG
1.9 TD	60 - 66	03/94→04/02	➡	11/01→ 03/02; Nutzlast [kg]: 1.000		24.3226-1702.3 020469	GG
1.9 TD CAT	59	08/94→04/02					
1.9 TD	59	05/98→11/01	➡	→ 10/01; Nutzlast [kg]: 1.000		24.3225-1701.3 020399	GG
			➡	11/01→; Nutzlast [kg]: 1.000		24.3226-1702.3 020469	GG
2.0	80	03/94→04/02	➡	→ 10/01; Nutzlast ab [kg] 1.000 Nutzlast bis [kg] 1.400		24.3225-1701.3 020399	GG
2.0 4x4	80	11/94→04/02	➡	11/01→ 03/02; Nutzlast ab [kg] 1.000 Nutzlast bis [kg] 1.400		24.3226-1702.3 020469	GG
			➡	→ 10/01; Nutzlast [kg]: 1.800		24.3228-1701.3 020401	GG
2.0 JTD	62	10/01→04/02	➡	→ 03/02; Nutzlast [kg]: 1.400		24.3226-1702.3 020469	GG
2.5 D	62	03/94→04/02	➡	→ 10/01; Nutzlast [kg]: 1.400		24.3225-1701.3 020399	GG
2.5 D 4x4	62	03/94→04/02	➡	11/01→ 03/02; Nutzlast [kg]: 1.400		24.3226-1702.3 020469	GG
			➡	→ 10/01; Nutzlast [kg]: 1.800		24.3228-1701.3 020401	GG
2.5 TD	80	06/94→08/98	➡	Nutzlast [kg]: 1.400		24.3226-1702.3 020469	GG
2.5 TD 4x4	80 - 85	11/94→04/98	➡	Nutzlast [kg]: 1.800		24.3228-1701.3 020401	GG
2.8 TD 4x4	90	05/98→09/01					
2.5 TDI	80 - 85	03/94→04/02	➡	→ 10/01; Nutzlast [kg]: 1.400		24.3226-1702.3 020469	GG
2.5 TDI 4x4	85	05/98→04/02	➡	11/01→ 03/02; Nutzlast [kg]: 1.400		24.3226-1702.3 020469	GG
2.8 D	64	05/98→04/02	➡	→ 10/01; Nutzlast [kg]: 1.800		24.3228-1701.3 020401	GG
2.8 D 4x4	64	08/98→04/02					
2.8 JTD	94	11/00→04/02					
2.8 JTD 4x4	94	11/00→04/02					
2.8 TDI	90	10/97→04/02					
2.8 TDI 4x4	90	06/99→04/02					
Zubehörsatz, Bremsbacken							
1.9 D	50 - 51	03/94→04/02	➡	→ 10/01; Nutzlast [kg]: 1.000		03.0137-9219.2 669219	TRW
1.9 TD	60 - 66	03/94→04/02	➡	11/01→ 03/02; Nutzlast [kg]: 1.000; nicht für Wohnmobile		03.0137-9285.2 669285	AP
1.9 TD CAT	59	08/94→04/02					
1.9 TD	59	05/98→11/01	➡	→ 10/01; Nutzlast [kg]: 1.000		03.0137-9219.2 669219	TRW
			➡	11/01→; Nutzlast [kg]: 1.000; nicht für Wohnmobile		03.0137-9285.2 669285	AP
2.0	80	03/94→04/02	➡	→ 10/01; Nutzlast [kg]: 1.800		03.0137-9219.2 669219	TRW
2.0 4x4	80	11/94→04/02	➡	→ 10/01; Nutzlast ab [kg] 1.000 Nutzlast bis [kg] 1.400		03.0137-9219.2 669219	TRW
			➡	11/01→ 03/02; Nutzlast ab [kg] 1.000 Nutzlast bis [kg] 1.400; nicht für Wohnmobile		03.0137-9285.2 669285	AP
2.0 JTD	62	10/01→04/02	➡	→ 03/02; Nutzlast [kg]: 1.400; nicht für Wohnmobile		03.0137-9285.2 669285	AP
2.5 D	62	03/94→04/02	➡	→ 10/01; Nutzlast [kg]: 1.400		03.0137-9219.2 669219	TRW
2.5 D 4x4	62	03/94→04/02	➡	→ 10/01; Nutzlast [kg]: 1.800		03.0137-9219.2 669219	TRW
2.5 TDI	80 - 85	03/94→04/02	➡	11/01→ 03/02; Nutzlast [kg]: 1.400; nicht für Wohnmobile		03.0137-9285.2 669285	AP
2.5 TDI 4x4	85	05/98→04/02					
2.8 D	64	05/98→04/02					
2.8 D 4x4	64	08/98→04/02					
2.8 JTD	94	11/00→04/02					
2.8 JTD 4x4	94	11/00→04/02					
2.8 TDI	90	10/97→04/02					
2.8 TDI 4x4	90	06/99→04/02					
2.5 TD	80	06/94→08/98	➡	Nutzlast [kg]: 1.400		03.0137-9219.2 669219	TRW
2.5 TD 4x4	80 - 85	11/94→04/98	➡	Nutzlast [kg]: 1.800		03.0137-9219.2 669219	TRW
2.8 TD 4x4	90	05/98→09/01					
 Bremstrommel							
1.9 D	50 - 51	03/94→04/02	➡	→ 03/02; Nutzlast [kg]: 1.000		24.0225-4002.1 480048	∅ 298 x 64,4 / 255,6
1.9 TD	60 - 66	03/94→04/02					
1.9 TD CAT	59	08/94→04/02					
1.9 TD	59	05/98→11/01	➡	Nutzlast [kg]: 1.000		24.0225-4002.1 480048	∅ 298 x 64,4 / 255,6
2.0	80	03/94→04/02	➡	→ 03/02; Nutzlast ab [kg] 1.000 Nutzlast bis [kg] 1.400		24.0225-4002.1 480048	∅ 298 x 64,4 / 255,6
2.0 4x4	80	11/94→04/02	➡	→ 10/01; Nutzlast [kg]: 1.800		24.0225-4005.1 480070	∅ 298 x 64,5 / 255,6
→							

	kw			 	! #		
FIAT - DUCATO Kasten (230_) 03/94 → 05/05							
Bremstrommel							
2.0 JTD	62	10/01 → 04/02	➡	→ 03/02; Nutzlast [kg]: 1.400		24.0225-4002.1 480048	Ø 298 x 64,4 / 255,6
2.5 D	62	03/94 → 04/02	➡	→ 03/02; Nutzlast [kg]: 1.400		24.0225-4002.1 480048	Ø 298 x 64,4 / 255,6
2.5 D 4x4	62	03/94 → 04/02	➡	→ 10/01; Nutzlast [kg]: 1.800		24.0225-4005.1 480070	Ø 298 x 64,5 / 255,6
2.5 TDI	80 - 85	03/94 → 04/02	➡				
2.5 TDI 4x4	85	05/98 → 04/02	➡				
2.8 D	64	05/98 → 04/02	➡				
2.8 D 4x4	64	08/98 → 04/02	➡				
2.8 JTD	94	11/00 → 04/02	➡				
2.8 JTD 4x4	94	11/00 → 04/02	➡				
2.8 TDI	90	10/97 → 04/02	➡				
2.8 TDI 4x4	90	06/99 → 04/02	➡				
2.5 TD	80	06/94 → 08/98	➡	Nutzlast [kg]: 1.400		24.0225-4002.1 480048	Ø 298 x 64,4 / 255,6
2.5 TD 4x4	80 - 85	11/94 → 04/98	➡	Nutzlast [kg]: 1.800		24.0225-4005.1 480070	Ø 298 x 64,5 / 255,6
2.8 TD 4x4	90	05/98 → 09/01	➡				
Bremsbackensatz							
1.9 D	50 - 51	03/94 → 04/02	➡	→ 10/01; Nutzlast [kg]: 1.000; nicht für Wohnmobile		03.0137-0333.2 650333 03.0520-0925.3 690925	TRW Ø 254 x 57 + HEB
1.9 TD	60 - 66	03/94 → 04/02	➡				
1.9 TD CAT	59	08/94 → 04/02	➡	→ 11/01 → 03/02; Nutzlast [kg]: 1.000; nicht für Wohnmobile		03.0137-0432.2 650432 03.0520-0326.3 690326	AP Ø 254 x 57 + HEB AP Ø 254 x 57 + RZ / + Zub TopKit
1.9 TD	59	05/98 → 11/01	➡	→ 10/01; Nutzlast [kg]: 1.000; nicht für Wohnmobile		03.0137-0333.2 650333 03.0520-0925.3 690925	TRW Ø 254 x 57 + HEB TRW Ø 254 x 57 + RZ / + Zub TopKit
			➡	→ 11/01 →; Nutzlast [kg]: 1.000; nicht für Wohnmobile		03.0137-0432.2 650432 03.0520-0326.3 690326	AP Ø 254 x 57 + HEB AP Ø 254 x 57 + RZ / + Zub TopKit
2.0	80	03/94 → 04/02	➡	→ 10/01; Nutzlast ab [kg] 1.000 Nutzlast bis [kg] 1.400; nicht für Wohnmobile		03.0137-0333.2 650333 03.0520-0925.3 690925	TRW Ø 254 x 57 + HEB TRW Ø 254 x 57 + RZ / + Zub TopKit
2.0 4x4	80	11/94 → 04/02	➡				
			➡				
			➡	→ 11/01 → 03/02; Nutzlast ab [kg] 1.000 Nutzlast bis [kg] 1.400; nicht für Wohnmobile		03.0137-0432.2 650432 03.0520-0326.3 690326	AP Ø 254 x 57 + HEB AP Ø 254 x 57 + RZ / + Zub TopKit
2.0 JTD	62	10/01 → 04/02	➡	→ 03/02; Nutzlast [kg]: 1.400; nicht für Wohnmobile		03.0137-0432.2 650432 03.0520-0326.3 690326	AP Ø 254 x 57 + HEB AP Ø 254 x 57 + RZ / + Zub TopKit
2.5 D	62	03/94 → 04/02	➡	→ 10/01; Nutzlast [kg]: 1.400; nicht für Wohnmobile		03.0137-0333.2 650333 03.0520-0925.3 690925	TRW Ø 254 x 57 + HEB TRW Ø 254 x 57 + RZ / + Zub TopKit
2.5 D 4x4	62	03/94 → 04/02	➡				
			➡				
			➡	→ 11/01 → 03/02; Nutzlast [kg]: 1.400; nicht für Wohnmobile		03.0137-0432.2 650432 03.0520-0326.3 690326	AP Ø 254 x 57 + HEB AP Ø 254 x 57 + RZ / + Zub TopKit
2.5 TD	80	06/94 → 08/98	➡	Nutzlast [kg]: 1.400; nicht für Wohnmobile		03.0137-0333.2 650333 03.0520-0226.3 690226	TRW Ø 254 x 57 + HEB TRW Ø 254 x 57 + RZ / + Zub TopKit
2.5 TD 4x4	80 - 85	11/94 → 04/98	➡				
2.8 TD 4x4	90	05/98 → 09/01	➡	Nutzlast [kg]: 1.800; nicht für Wohnmobile		03.0137-0334.2 650334 03.0520-0728.3 690728	TRW Ø 254 x 57 + HEB TRW Ø 254 x 57 + RZ / + Zub TopKit
2.5 TDI	80 - 85	03/94 → 04/02	➡	→ 10/01; Nutzlast [kg]: 1.400; nicht für Wohnmobile		03.0137-0333.2 650333 03.0520-0226.3 690226	TRW Ø 254 x 57 + HEB TRW Ø 254 x 57 + RZ / + Zub TopKit
2.5 TDI 4x4	85	05/98 → 04/02	➡				
2.8 D	64	05/98 → 04/02	➡	→ 10/01; Nutzlast [kg]: 1.800; nicht für Wohnmobile		03.0137-0334.2 650334 03.0520-0728.3 690728	TRW Ø 254 x 57 + HEB TRW Ø 254 x 57 + RZ / + Zub TopKit
2.8 D 4x4	64	08/98 → 04/02	➡				
2.8 JTD	94	11/00 → 04/02	➡				
2.8 JTD 4x4	94	11/00 → 04/02	➡				
2.8 TDI	90	10/97 → 04/02	➡	→ 11/01 → 03/02; Nutzlast [kg]: 1.400; nicht für Wohnmobile		03.0137-0432.2 650432 03.0520-0326.3 690326	AP Ø 254 x 57 + HEB AP Ø 254 x 57 + RZ / + Zub TopKit
2.8 TDI 4x4	90	06/99 → 04/02	➡				
Bremsbackensatz, Feststellbremse							
2.0	80	03/94 → 04/02	➡	→ 11/01 → 03/02; Nutzlast [kg]: 1.800; mit Verstärkung		03.0137-4002.2 654002	Ø 172 x 42 + Zub
2.0 4x4	80	11/94 → 04/02	➡				













	kw			 	! #		
FIAT - DUCATO Kasten (230_) 03/94 → 05/05							
 Bremsbackensatz, Feststellbremse							
2.5 D 2.5 D 4x4 2.5 TDI 2.5 TDI 4x4 2.8 D 2.8 D 4x4 2.8 JTD 2.8 JTD 4x4 2.8 TDI 2.8 TDI 4x4	62 62 80 85 85 64 64 94 94 90 90	03/94 → 04/02 03/94 → 04/02 03/94 → 04/02 05/98 → 04/02 05/98 → 04/02 08/98 → 04/02 11/00 → 04/02 11/00 → 04/02 10/97 → 04/02 06/99 → 04/02	➡	11/01 → 03/02; Nutzlast [kg]: 1.800; mit Verstärkung		03.0137-4002.2 654002	Ø 172 x 42 + Zub
2.0 JTD	62	10/01 → 04/02	➡	→ 03/02; Nutzlast [kg]: 1.800; mit Verstärkung		03.0137-4002.2 654002	Ø 172 x 42 + Zub
Zubehörsatz, Feststellbremsbacken							
2.0 2.0 4x4 2.5 D 2.5 D 4x4 2.5 TDI 2.8 D 2.8 D 4x4 2.8 JTD 2.8 JTD 4x4 2.8 TDI	80 80 62 62 80 85 64 64 94 94 90	03/94 → 04/02 11/94 → 04/02 03/94 → 04/02 03/94 → 04/02 03/94 → 04/02 05/98 → 04/02 08/98 → 04/02 11/00 → 04/02 11/00 → 04/02 10/97 → 04/02		11/01 → 03/02; Nutzlast [kg]: 1.800		03.0137-9705.2 669705 03.0137-9706.2 669706	
2.0 JTD	62	10/01 → 04/02		→ 03/02; Nutzlast [kg]: 1.800		03.0137-9705.2 669705 03.0137-9706.2 669706	
2.5 TD 2.5 TD 4x4	80 80 85	06/94 → 08/98 11/94 → 04/98		Nutzlast [kg]: 1.800		03.0137-9705.2 669705 03.0137-9706.2 669706	
2.5 TDI 4x4 2.8 TDI 4x4	85 90	05/98 → 04/02 06/99 → 04/02		11/01 → 03/02; Nutzlast [kg]: 1.800 Nutzlast [kg]: 1.800		03.0137-9705.2 669705 03.0137-9706.2 669706	
 Seilzug, Feststellbremse							
1.9 D 1.9 TD 1.9 TD CAT	50 51 60 66 59	03/94 → 04/02 03/94 → 04/02 08/94 → 04/02		→ 03/02; Nutzlast [kg]: 1.000; Scheibenbremse;  → 09/99; Nutzlast [kg]: 1.000; Trommelbremse;  10/99 → 10/01; Nutzlast [kg]: 1.000; Trommelbremse;  11/01 → 03/02; Nutzlast [kg]: 1.000; Trommelbremse;  → 03/02; Nutzlast [kg]: 1.000; Scheibenbremse;  11/01 → 03/02; Nutzlast [kg]: 1.000; Trommelbremse;  10/99 → 10/01; Nutzlast [kg]: 1.000; Trommelbremse;  → 09/99; Nutzlast [kg]: 1.000; Trommelbremse; 	1 1 1 1 1 1 1 1 1	24.3727-0300.2 580300 24.3727-0300.2 580300 24.3727-0300.2 580300 24.3727-0300.2 580300 24.3727-0340.2 580340 24.3727-0343.2 580343 24.3727-0344.2 580344 24.3727-0345.2 580345	L= 1.078 L= 1.078 L= 1.078 L= 1.078 L= 3.025 L= 2.827 L= 2.806 L= 3.045
1.9 TD	59	05/98 → 11/01		Nutzlast [kg]: 1.000; Scheibenbremse;  → 09/99; Nutzlast [kg]: 1.000; Trommelbremse;  11/01 →; Nutzlast [kg]: 1.000; Trommelbremse;  10/99 → 10/01; Nutzlast [kg]: 1.000; Trommelbremse;  Nutzlast [kg]: 1.000; Scheibenbremse;  11/01 →; Nutzlast [kg]: 1.000; Trommelbremse;  10/99 → 10/01; Nutzlast [kg]: 1.000; Trommelbremse;  → 09/99; Nutzlast [kg]: 1.000; Trommelbremse; 	1 1 1 1 1 1 1 1	24.3727-0300.2 580300 24.3727-0300.2 580300 24.3727-0300.2 580300 24.3727-0300.2 580300 24.3727-0340.2 580340 24.3727-0343.2 580343 24.3727-0344.2 580344 24.3727-0345.2 580345	L= 1.078 L= 1.078 L= 1.078 L= 1.078 L= 3.025 L= 2.827 L= 2.806 L= 3.045
2.0 2.0 4x4	80 80	03/94 → 04/02 11/94 → 04/02		11/01 → 03/02; Nutzlast ab [kg] 1.000 Nutzlast bis [kg] 1.800; Trommelbremse;  10/99 → 10/01; Nutzlast ab [kg] 1.000 Nutzlast bis [kg] 1.800; Trommelbremse;  → 03/02; Nutzlast ab [kg] 1.000 Nutzlast bis [kg] 1.800; Scheibenbremse;  → 09/99; Nutzlast ab [kg] 1.000 Nutzlast bis [kg] 1.800; Trommelbremse; 	1 1 1 1	24.3727-0300.2 580300 24.3727-0300.2 580300 24.3727-0300.2 580300 24.3727-0300.2 580300	L= 1.078 L= 1.078 L= 1.078 L= 1.078









































	kW			 	! #					
FIAT - DUCATO Kasten (230_) 03/94→05/05										
Seilzug, Feststellbremse										
2.0 2.0 4x4	80	03/94→04/02 11/94→04/02	→ 03/02; Nutzlast ab [kg] 1.000 Nutzlast bis [kg] 1.800; Scheibenbremse; ⬇	1	24.3727-0340.2	580340	L= 3.025			
			11/01→ 03/02; Nutzlast ab [kg] 1.000 Nutzlast bis [kg] 1.800; Trommelbremse; ⬇	1	24.3727-0343.2	580343	L= 2.827			
			10/99→ 10/01; Nutzlast ab [kg] 1.000 Nutzlast bis [kg] 1.800; Trommelbremse; ⬇	1	24.3727-0344.2	580344	L= 2.806			
			→ 09/99; Nutzlast ab [kg] 1.000 Nutzlast bis [kg] 1.800; Trommelbremse; ⬇	1	24.3727-0345.2	580345	L= 3.045			
2.0 JTD	62	10/01→04/02	→ 03/02; Nutzlast ab [kg] 1.400 Nutzlast bis [kg] 1.800; Trommelbremse; ⬆	1	24.3727-0300.2	580300	L= 1.078			
			→ 03/02; Nutzlast ab [kg] 1.400 Nutzlast bis [kg] 1.800; Scheibenbremse; ⬆	1	24.3727-0300.2	580300	L= 1.078			
			→ 03/02; Nutzlast ab [kg] 1.400 Nutzlast bis [kg] 1.800; Scheibenbremse; ⬇	1	24.3727-0340.2	580340	L= 3.025			
			→ 03/02; Nutzlast ab [kg] 1.400 Nutzlast bis [kg] 1.800; Trommelbremse; ⬇	1	24.3727-0343.2	580343	L= 2.827			
2.5 D 2.5 D 4x4 2.5 TDI 2.5 TDI 4x4 2.8 D 2.8 D 4x4 2.8 TDI 2.8 TDI 4x4	62 62 80 - 85 85 64 64 90 90	03/94→04/02 03/94→04/02 03/94→04/02 05/98→04/02 05/98→04/02 08/98→04/02 10/97→04/02 06/99→04/02	11/01→ 03/02; Nutzlast ab [kg] 1.400 Nutzlast bis [kg] 1.800; Trommelbremse; ⬆	1	24.3727-0300.2	580300	L= 1.078			
			10/99→ 10/01; Nutzlast ab [kg] 1.400 Nutzlast bis [kg] 1.800; Trommelbremse; ⬆	1	24.3727-0300.2	580300	L= 1.078			
			→ 03/02; Nutzlast ab [kg] 1.400 Nutzlast bis [kg] 1.800; Scheibenbremse; ⬆	1	24.3727-0300.2	580300	L= 1.078			
			→ 09/99; Nutzlast ab [kg] 1.400 Nutzlast bis [kg] 1.800; Trommelbremse; ⬆	1	24.3727-0300.2	580300	L= 1.078			
			→ 03/02; Nutzlast ab [kg] 1.400 Nutzlast bis [kg] 1.800; Scheibenbremse; ⬇	1	24.3727-0340.2	580340	L= 3.025			
			11/01→ 03/02; Nutzlast ab [kg] 1.400 Nutzlast bis [kg] 1.800; Trommelbremse; ⬇	1	24.3727-0343.2	580343	L= 2.827			
			10/99→ 10/01; Nutzlast ab [kg] 1.400 Nutzlast bis [kg] 1.800; Trommelbremse; ⬇	1	24.3727-0344.2	580344	L= 2.806			
			→ 09/99; Nutzlast ab [kg] 1.400 Nutzlast bis [kg] 1.800; Trommelbremse; ⬇	1	24.3727-0345.2	580345	L= 3.045			
			2.5 TD 2.5 TD 4x4	80 80 - 85	06/94→08/98 11/94→04/98	Nutzlast ab [kg] 1.400 Nutzlast bis [kg] 1.800; Scheibenbremse; ⬆	1	24.3727-0300.2	580300	L= 1.078
						Nutzlast ab [kg] 1.400 Nutzlast bis [kg] 1.800; Trommelbremse; ⬆	1	24.3727-0300.2	580300	L= 1.078
Nutzlast ab [kg] 1.400 Nutzlast bis [kg] 1.800; Scheibenbremse; ⬇	1	24.3727-0340.2				580340	L= 3.025			
Nutzlast ab [kg] 1.400 Nutzlast bis [kg] 1.800; Trommelbremse; ⬇	1	24.3727-0345.2				580345	L= 3.045			
2.8 JTD 2.8 JTD 4x4	94 94	11/00→04/02 11/00→04/02	11/01→ 03/02; Nutzlast ab [kg] 1.400 Nutzlast bis [kg] 1.800; Trommelbremse; ⬆	1	24.3727-0300.2	580300	L= 1.078			
			→ 03/02; Nutzlast ab [kg] 1.400 Nutzlast bis [kg] 1.800; Scheibenbremse; ⬆	1	24.3727-0300.2	580300	L= 1.078			
			→ 10/01; Nutzlast ab [kg] 1.400 Nutzlast bis [kg] 1.800; Trommelbremse; ⬆	1	24.3727-0300.2	580300	L= 1.078			
			→ 03/02; Nutzlast ab [kg] 1.400 Nutzlast bis [kg] 1.800; Scheibenbremse; ⬇	1	24.3727-0340.2	580340	L= 3.025			
			11/01→ 03/02; Nutzlast ab [kg] 1.400 Nutzlast bis [kg] 1.800; Trommelbremse; ⬇	1	24.3727-0343.2	580343	L= 2.827			
			→ 10/01; Nutzlast ab [kg] 1.400 Nutzlast bis [kg] 1.800; Trommelbremse; ⬇	1	24.3727-0344.2	580344	L= 2.806			
2.8 TD 4x4	90	05/98→09/01	10/99→; Nutzlast ab [kg] 1.400 Nutzlast bis [kg] 1.800; Trommelbremse; ⬆	1	24.3727-0300.2	580300	L= 1.078			
			→ 09/99; Nutzlast ab [kg] 1.400 Nutzlast bis [kg] 1.800; Trommelbremse; ⬆	1	24.3727-0300.2	580300	L= 1.078			
			Nutzlast ab [kg] 1.400 Nutzlast bis [kg] 1.800; Scheibenbremse; ⬆	1	24.3727-0300.2	580300	L= 1.078			
			Nutzlast ab [kg] 1.400 Nutzlast bis [kg] 1.800; Scheibenbremse; ⬇	1	24.3727-0340.2	580340	L= 3.025			
			10/99→; Nutzlast ab [kg] 1.400 Nutzlast bis [kg] 1.800; Trommelbremse; ⬇	1	24.3727-0344.2	580344	L= 2.806			
			→ 09/99; Nutzlast ab [kg] 1.400 Nutzlast bis [kg] 1.800; Trommelbremse; ⬇	1	24.3727-0345.2	580345	L= 3.045			





























	kw					! #			
FIAT - DUCATO Kasten (244_) 12/01→									
 Radbremszylinder									
2.0	81	12/01→07/06	➡	Nutzlast ab [kg] 1.100	Nutzlast bis [kg] 1.500		24.3226-1702.3	020469	GG
2.0 4x4	81	05/02→07/06							
2.0 Bipower	81	11/02→07/06							
2.0 JTD	62	12/01→07/06							
2.0 LPG	71	11/02→07/06							
2.3 JTD	81 - 93	12/01→12/18							
2.8 JTD 4x4	94	12/01→07/06							
2.8 JTD Power	107	04/04→07/06							
2.8 TD	90	12/01→07/06							
2.8 JTD	94	12/01→12/11	➡	→ 07/06; Nutzlast ab [kg] 1.100 Nutzlast bis [kg] 1.500			24.3226-1702.3	020469	GG
Zubehörsatz, Bremsbacken									
2.0	81	12/01→07/06	➡	Nutzlast ab [kg] 1.100	Nutzlast bis [kg] 1.500; nicht für Wohnmobile		03.0137-9285.2	669285	AP
2.0 4x4	81	05/02→07/06							
2.0 Bipower	81	11/02→07/06							
2.0 JTD	62	12/01→07/06							
2.0 LPG	71	11/02→07/06							
2.3 JTD	81 - 93	12/01→12/18							
2.8 JTD 4x4	94	12/01→07/06							
2.8 JTD Power	107	04/04→07/06							
2.8 TD	90	12/01→07/06							
2.8 JTD	94	12/01→12/11	➡	→ 07/06; Nutzlast ab [kg] 1.100 Nutzlast bis [kg] 1.500; nicht für Wohnmobile			03.0137-9285.2	669285	AP
 Bremstrommel									
2.0	81	12/01→07/06	➡	Nutzlast ab [kg] 1.100	Nutzlast bis [kg] 1.500		24.0225-4002.1	480048	Ø 298 x 64,4 / 255,6
2.0 4x4	81	05/02→07/06							
2.0 Bipower	81	11/02→07/06							
2.0 JTD	62	12/01→07/06							
2.0 LPG	71	11/02→07/06							
2.3 JTD	81 - 93	12/01→12/18							
2.8 JTD 4x4	94	12/01→07/06							
2.8 JTD Power	107	04/04→07/06							
2.8 TD	90	12/01→07/06							
2.8 JTD	94	12/01→12/11	➡	→ 07/06; Nutzlast ab [kg] 1.100 Nutzlast bis [kg] 1.500			24.0225-4002.1	480048	Ø 298 x 64,4 / 255,6
 Bremsbackensatz									
2.0	81	12/01→07/06	➡	Nutzlast ab [kg] 1.100	Nutzlast bis [kg] 1.500; nicht für Wohnmobile		03.0137-0432.2	650432	AP Ø 254 x 57 + HEB
2.0 4x4	81	05/02→07/06					03.0520-0326.3	690326	AP Ø 254 x 57 + RZ / + Zub TopKit
2.0 Bipower	81	11/02→07/06							
2.0 JTD	62	12/01→07/06							
2.0 LPG	71	11/02→07/06							
2.3 JTD	81 - 93	12/01→12/18							
2.8 JTD 4x4	94	12/01→07/06							
2.8 JTD Power	107	04/04→07/06							
2.8 TD	90	12/01→07/06							
2.8 JTD	94	12/01→12/11	➡	→ 07/06; Nutzlast ab [kg] 1.100 Nutzlast bis [kg] 1.500; nicht für Wohnmobile			03.0137-0432.2	650432	AP Ø 254 x 57 + HEB
							03.0520-0326.3	690326	AP Ø 254 x 57 + RZ / + Zub TopKit
 Bremsbackensatz, Feststellbremse									
2.0	81	12/01→07/06	➡	Nutzlast ab [kg] 1.100	Nutzlast bis [kg] 1.800; mit Verstärkung		03.0137-4002.2	654002	Ø 172 x 42 + Zub
2.0 Bipower	81	11/02→07/06							
2.0 JTD	62	12/01→07/06							
2.0 LPG	71	11/02→07/06							
2.3 JTD	81 - 93	12/01→12/18							
2.8 JTD 4x4	94	12/01→07/06							
2.8 JTD Power	107	04/04→07/06							
2.8 TD	90	12/01→07/06							
2.8 JTD	94	12/01→12/11	➡	→ 07/06; Nutzlast ab [kg] 1.100 Nutzlast bis [kg] 1.800; mit Verstärkung			03.0137-4002.2	654002	Ø 172 x 42 + Zub
Zubehörsatz, Feststellbremsbacken									
2.0	81	12/01→07/06		Nutzlast ab [kg] 1.100	Nutzlast bis [kg] 1.800		03.0137-9705.2	669705	
2.0 Bipower	81	11/02→07/06					03.0137-9706.2	669706	
2.0 JTD	62	12/01→07/06							
2.0 LPG	71	11/02→07/06							
2.3 JTD	81 - 93	12/01→12/18							
2.8 JTD 4x4	94	12/01→07/06							
2.8 JTD Power	107	04/04→07/06							
2.8 TD	90	12/01→07/06							
→									
















	kW					! #		
FIAT - DUCATO Kasten (244_) 12/01→								
Zubehörsatz, Feststellbremsbacken								
2.8 JTD	94	12/01→12/11		→ 07/06; Nutzlast ab [kg] 1.100 Nutzlast bis [kg] 1.800			03.0137-9705.2 669705 03.0137-9706.2 669706	
 Seilzug, Feststellbremse								
2.0	81	12/01→07/06		Nutzlast ab [kg] 1.100 Nutzlast bis [kg] 1.800; 	1	24.3727-0300.2 580300	L= 1.078	
2.0 Bipower	81	11/02→07/06						
2.0 JTD	62	12/01→07/06		Nutzlast ab [kg] 1.100 Nutzlast bis [kg] 1.800; Trommelbremse; 	1	24.3727-0343.2 580343	L= 2.827	
2.0 LPG	71	11/02→07/06						
2.3 JTD	81 - 93	12/01→12/18						
2.8 JTD Power	107	04/04→07/06						
2.8 TD	90	12/01→07/06						
2.8 JTD	94	12/01→12/11		→ 07/06; Nutzlast ab [kg] 1.100 Nutzlast bis [kg] 1.800; 	1	24.3727-0300.2 580300	L= 1.078	
				→ 07/06; Nutzlast ab [kg] 1.100 Nutzlast bis [kg] 1.800; Trommelbremse; 	1	24.3727-0343.2 580343	L= 2.827	
2.8 JTD 4x4	94	12/01→07/06		Nutzlast ab [kg] 1.100 Nutzlast bis [kg] 1.800; Trommelbremse; 	1	24.3727-0343.2 580343	L= 2.827	
				Nutzlast ab [kg] 1.100 Nutzlast bis [kg] 1.800; 	1	24.3727-0562.2 580562	L= 1.059	
FIAT - DUCATO Kasten (250_) 07/06→								
 Bremsbackensatz, Feststellbremse								
2 D	74 - 132	07/06→				03.0137-4004.2 654004	Ø 172 x 42 + Zub	
100 Multijet 2	74	07/06→						
3 D	82 - 130	07/06→						
110 Multijet 2	82 - 83	10/11→						
0 D	85 - 130	07/06→						
115 Multijet 2	85	06/11→						
120 Multijet 2	88	07/06→						
3 D 4x4	88 - 110	03/10→						
130 Multijet 2	96	06/11→						
140 Multijet 2	103	05/19→						
140 Natural Power	100	04/09→						
150 Multijet 2	109 - 110	06/11→						
150 Multijet 3	107	04/10→						
160 Multijet 2	118	05/19→						
160 Multijet 3	115 - 116	07/06→						
0 D 4x4	116	07/06→						
180 Multijet 2	130 - 132	12/15→						
180 Multijet 3	130	06/11→						
E-Ducato	90	12/20→						
Zubehörsatz, Feststellbremsbacken								
2 D	74 - 132	07/06→				03.0137-9705.2 669705 03.0137-9707.2 669707		
100 Multijet 2	74	07/06→						
3 D	82 - 130	07/06→						
110 Multijet 2	82 - 83	10/11→						
0 D	85 - 130	07/06→						
115 Multijet 2	85	06/11→						
120 Multijet 2	88	07/06→						
3 D 4x4	88 - 110	03/10→						
130 Multijet 2	96	06/11→						
140 Multijet 2	103	05/19→						
140 Natural Power	100	04/09→						
150 Multijet 2	109 - 110	06/11→						
150 Multijet 3	107	04/10→						
160 Multijet 2	118	05/19→						
160 Multijet 3	115 - 116	07/06→						
0 D 4x4	116	07/06→						
180 Multijet 2	130 - 132	12/15→						
180 Multijet 3	130	06/11→						
E-Ducato	90	12/20→						
→								















		kw					! #		
FIAT - DUCATO Kasten (250_) 07/06→									
Seilzug, Feststellbremse									
2 D	74 - 132	07/06→			Scheibenbremse;	1	24.3727-0586.2	580586	L= 2.910
100 Multijet 2	74	07/06→							
3 D	83 - 130	07/06→							
110 Multijet 2	83	10/11→							
0 D	85 - 130	07/06→							
115 Multijet 2	85	06/11→							
120 Multijet 2	88	07/06→							
3 D 4x4	88 - 96	03/10→							
130 Multijet 2	96	06/11→							
140 Multijet 2	103	05/19→							
150 Multijet 2	109 - 110	06/11→							
150 Multijet 3	107	04/10→							
160 Multijet 2	118	05/19→							
160 Multijet 3	115 - 116	07/06→							
0 D 4x4	116	07/06→							
180 Multijet 2	130 - 132	12/15→							
180 Multijet 3	130	06/11→							
E-Ducato	90	12/20→							
3 D	82	05/14→			12/15→; Scheibenbremse;	1	24.3727-0586.2	580586	L= 2.910
110 Multijet 2	82	05/14→							
3 D 4x4	110	04/15→							
150 Multijet 2	110	04/15→							
FIAT - DUCATO Pritsche/Fahrgestell (230_) 03/94→04/02									
Radbremszylinder									
1.9 D	50 - 51	03/94→04/02		→ 10/01; Nutzlast [kg]: 1.000			24.3225-1701.3	020399	GG
1.9 TD	60 - 66	03/94→04/02		11/01→ 03/02; Nutzlast [kg]: 1.000			24.3226-1702.3	020469	GG
1.9 TD CAT	59	08/94→04/02							
1.9 TD	59	05/98→11/01		→ 10/01; Nutzlast [kg]: 1.000			24.3225-1701.3	020399	GG
				11/01→; Nutzlast [kg]: 1.000			24.3226-1702.3	020469	GG
2.0	80	03/94→04/02		→ 10/01; Nutzlast ab [kg] 1.000 Nutzlast bis [kg] 1.400			24.3225-1701.3	020399	GG
				11/01→ 03/02; Nutzlast ab [kg] 1.000 Nutzlast bis [kg] 1.400			24.3226-1702.3	020469	GG
				→ 10/01; Nutzlast [kg]: 1.800			24.3228-1701.3	020401	GG
2.0 JTD	62	07/01→04/02		10/01→ 03/02; Nutzlast [kg]: 1.400			24.3226-1702.3	020469	GG
2.5 D	62	03/94→04/02		→ 10/01; Nutzlast [kg]: 1.400			24.3225-1701.3	020399	GG
2.5 D 4x4	62	03/94→04/02		11/01→ 03/02; Nutzlast [kg]: 1.400			24.3226-1702.3	020469	GG
				→ 10/01; Nutzlast [kg]: 1.800			24.3228-1701.3	020401	GG
2.5 TD	80 - 85	06/94→08/98		Nutzlast [kg]: 1.400			24.3226-1702.3	020469	GG
2.5 TD 4x4	85	11/94→04/98		Nutzlast [kg]: 1.800			24.3228-1701.3	020401	GG
2.8 iDTD 4x4	90	05/98→09/01							
2.5 TDI	80	03/94→04/02		→ 10/01; Nutzlast [kg]: 1.400			24.3226-1702.3	020469	GG
2.5 TDI 4x4	85	06/98→04/02		11/01→ 03/02; Nutzlast [kg]: 1.400			24.3226-1702.3	020469	GG
2.8 D	64	02/98→04/02		11/01→ 03/02; Nutzlast [kg]: 1.400			24.3226-1702.3	020469	GG
2.8 JTD	94	11/00→04/02		→ 10/01; Nutzlast [kg]: 1.800			24.3228-1701.3	020401	GG
2.8 JTD 4x4	94	10/01→04/02		→ 10/01; Nutzlast [kg]: 1.800			24.3228-1701.3	020401	GG
2.8 TDI	90	12/98→04/02							
2.8 TD 4x4	64	05/98→11/01		→ 09/01; Nutzlast [kg]: 1.400			24.3226-1702.3	020469	GG
				→ 09/01; Nutzlast [kg]: 1.800			24.3228-1701.3	020401	GG
Zubehörsatz, Bremsbacken									
1.9 D	50 - 51	03/94→04/02		→ 10/01; Nutzlast [kg]: 1.000			03.0137-9219.2	669219	TRW
1.9 TD	60 - 66	03/94→04/02		11/01→ 03/02; Nutzlast [kg]: 1.000; nicht für Wohnmobile			03.0137-9285.2	669285	AP
1.9 TD CAT	59	08/94→04/02							
1.9 TD	59	05/98→11/01		→ 10/01; Nutzlast [kg]: 1.000			03.0137-9219.2	669219	TRW
				11/01→; Nutzlast [kg]: 1.000; nicht für Wohnmobile			03.0137-9285.2	669285	AP
2.0	80	03/94→04/02		→ 10/01; Nutzlast [kg]: 1.800			03.0137-9219.2	669219	TRW
				→ 10/01; Nutzlast ab [kg] 1.000 Nutzlast bis [kg] 1.400			03.0137-9219.2	669219	TRW
→									














	kw					! #				
FIAT - DUCATO Pritsche/Fahrgestell (230_) 03/94→04/02										
Bremsbackensatz										
2.5 D 2.5 D 4x4	62 62	03/94→04/02 03/94→04/02	➡	→ 10/01; Nutzlast [kg]: 1.400; nicht für Wohnmobile	03.0137-0333.2 650333	650333	TRW Ø 254 x 57 + HEB			
			➡	→ 10/01; Nutzlast [kg]: 1.800; nicht für Wohnmobile	03.0520-0925.3 690925	690925	TRW Ø 254 x 57 + RZ / + Zub TopKit			
			➡	→ 10/01; Nutzlast [kg]: 1.800; nicht für Wohnmobile	03.0137-0334.2 650334	650334	TRW Ø 254 x 57 + HEB			
2.5 TD 2.5 TD 4x4 2.8 iDTD 4x4	80 - 85 85 90	06/94→08/98 11/94→04/98 05/98→09/01	➡	Nutzlast [kg]: 1.400; nicht für Wohnmobile	03.0137-0333.2 650333	650333	TRW Ø 254 x 57 + HEB			
			➡	Nutzlast [kg]: 1.800; nicht für Wohnmobile	03.0520-0226.3 690226	690226	TRW Ø 254 x 57 + RZ / + Zub TopKit			
			➡	Nutzlast [kg]: 1.800; nicht für Wohnmobile	03.0137-0334.2 650334	650334	TRW Ø 254 x 57 + HEB			
2.5 TDI 2.5 TDI 4x4 2.8 D 2.8 JTD 2.8 JTD 4x4 2.8 TDI	80 85 64 94 94 90	03/94→04/02 06/98→04/02 02/98→04/02 11/00→04/02 10/01→04/02 12/98→04/02	➡	→ 10/01; Nutzlast [kg]: 1.400; nicht für Wohnmobile	03.0137-0333.2 650333	650333	TRW Ø 254 x 57 + HEB			
			➡	→ 10/01; Nutzlast [kg]: 1.800; nicht für Wohnmobile	03.0520-0226.3 690226	690226	TRW Ø 254 x 57 + RZ / + Zub TopKit			
			➡	→ 10/01; Nutzlast [kg]: 1.800; nicht für Wohnmobile	03.0137-0334.2 650334	650334	TRW Ø 254 x 57 + HEB			
2.8 TD 4x4	64	05/98→11/01	➡	→ 09/01; Nutzlast [kg]: 1.400; nicht für Wohnmobile	03.0137-0333.2 650333	650333	TRW Ø 254 x 57 + HEB			
			➡	→ 09/01; Nutzlast [kg]: 1.800; nicht für Wohnmobile	03.0520-0226.3 690226	690226	TRW Ø 254 x 57 + RZ / + Zub TopKit			
			➡	→ 09/01; Nutzlast [kg]: 1.800; nicht für Wohnmobile	03.0137-0334.2 650334	650334	TRW Ø 254 x 57 + HEB			
Bremsbackensatz, Feststellbremse										
2.0 2.5 D 2.5 D 4x4 2.5 TDI 2.5 TDI 4x4 2.8 D 2.8 JTD 2.8 JTD 4x4 2.8 TDI	80 62 62 80 85 64 94 94 90	03/94→04/02 03/94→04/02 03/94→04/02 03/94→04/02 06/98→04/02 02/98→04/02 11/00→04/02 10/01→04/02 12/98→04/02	➡	11/01→ 03/02; Nutzlast [kg]: 1.800; mit Verstärkung	03.0137-4002.2 654002	654002	Ø 172 x 42 + Zub			
			➡	10/01→ 03/02; Nutzlast [kg]: 1.800; mit Verstärkung	03.0137-4002.2 654002	654002	Ø 172 x 42 + Zub			
			Zubehörsatz, Feststellbremsbacken							
			2.0 2.5 D 2.5 D 4x4 2.5 TDI 4x4 2.8 D 2.8 JTD 2.8 JTD 4x4 2.8 TDI	80 62 62 85 64 94 94 90	03/94→04/02 03/94→04/02 03/94→04/02 06/98→04/02 02/98→04/02 11/00→04/02 10/01→04/02 12/98→04/02	➡	11/01→ 03/02; Nutzlast [kg]: 1.800	03.0137-9705.2 669705	669705	
						➡	11/01→ 03/02; Nutzlast [kg]: 1.800	03.0137-9706.2 669706	669706	
						➡	10/01→ 03/02; Nutzlast [kg]: 1.800	03.0137-9705.2 669705	669705	
						➡	10/01→ 03/02; Nutzlast [kg]: 1.800	03.0137-9706.2 669706	669706	
						➡	10/01→ 03/02; Nutzlast [kg]: 1.800	03.0137-9705.2 669705	669705	
2.5 TD 2.5 TD 4x4	80 - 85 85	06/94→08/98 11/94→04/98	➡	Nutzlast [kg]: 1.800	03.0137-9705.2 669705	669705				
			➡	Nutzlast [kg]: 1.800	03.0137-9706.2 669706	669706				
2.5 TDI	80	03/94→04/02	➡	11/01→ 03/02; Nutzlast [kg]: 1.800	03.0137-9705.2 669705	669705				
			➡	Nutzlast [kg]: 1.800	03.0137-9706.2 669706	669706				
Seilzug, Feststellbremse										
1.9 D 1.9 TD 1.9 TD CAT	50 - 51 60 - 66 59	03/94→04/02 03/94→04/02 08/94→04/02	➡	→ 03/02; Nutzlast [kg]: 1.000; Scheibenbremse; 	1	24.3727-0300.2 580300	580300	L= 1.078		
			➡	→ 09/99; Nutzlast [kg]: 1.000; Trommelbremse; 	1	24.3727-0300.2 580300	580300	L= 1.078		
			➡	10/99→ 10/01; Nutzlast [kg]: 1.000; Trommelbremse; 	1	24.3727-0300.2 580300	580300	L= 1.078		
			➡	11/01→ 03/02; Nutzlast [kg]: 1.000; Trommelbremse; 	1	24.3727-0300.2 580300	580300	L= 1.078		
			➡	→ 03/02; Nutzlast [kg]: 1.000; Scheibenbremse; 	1	24.3727-0340.2 580340	580340	L= 3.025		















	kw			 	! #		
FIAT - DUCATO Pritsche/Fahrgestell (230_) 03/94→04/02							
 Seilzug, Feststellbremse							
1.9 D	50 - 51	03/94→04/02		11/01→ 03/02; Nutzlast [kg]: 1.000; Trommelbremse; 	1	24.3727-0343.2 580343	L= 2.827
1.9 TD	60 - 66	03/94→04/02		10/99→ 10/01; Nutzlast [kg]: 1.000; Trommelbremse; 	1	24.3727-0344.2 580344	L= 2.806
1.9 TD CAT	59	08/94→04/02		→ 09/99; Nutzlast [kg]: 1.000; Trommelbremse; 	1	24.3727-0345.2 580345	L= 3.045
1.9 TD	59	05/98→11/01		Nutzlast [kg]: 1.000; Scheibenbremse; 	1	24.3727-0300.2 580300	L= 1.078
				→ 09/99; Nutzlast [kg]: 1.000; Trommelbremse; 	1	24.3727-0300.2 580300	L= 1.078
				11/01→; Nutzlast [kg]: 1.000; Trommelbremse; 	1	24.3727-0300.2 580300	L= 1.078
				10/99→ 10/01; Nutzlast [kg]: 1.000; Trommelbremse; 	1	24.3727-0300.2 580300	L= 1.078
				Nutzlast [kg]: 1.000; Scheibenbremse; 	1	24.3727-0340.2 580340	L= 3.025
				11/01→; Nutzlast [kg]: 1.000; Trommelbremse; 	1	24.3727-0343.2 580343	L= 2.827
				10/99→ 10/01; Nutzlast [kg]: 1.000; Trommelbremse; 	1	24.3727-0344.2 580344	L= 2.806
				→ 09/99; Nutzlast [kg]: 1.000; Trommelbremse; 	1	24.3727-0345.2 580345	L= 3.045
2.0	80	03/94→04/02		11/01→ 03/02; Nutzlast ab [kg] 1.000 Nutzlast bis [kg] 1.800; Trommelbremse; 	1	24.3727-0300.2 580300	L= 1.078
				10/99→ 10/01; Nutzlast ab [kg] 1.000 Nutzlast bis [kg] 1.800; Trommelbremse; 	1	24.3727-0300.2 580300	L= 1.078
				→ 03/02; Nutzlast ab [kg] 1.000 Nutzlast bis [kg] 1.800; Scheibenbremse; 	1	24.3727-0300.2 580300	L= 1.078
				→ 09/99; Nutzlast ab [kg] 1.000 Nutzlast bis [kg] 1.800; Trommelbremse; 	1	24.3727-0300.2 580300	L= 1.078
				→ 03/02; Nutzlast ab [kg] 1.000 Nutzlast bis [kg] 1.800; Scheibenbremse; 	1	24.3727-0340.2 580340	L= 3.025
				11/01→ 03/02; Nutzlast ab [kg] 1.000 Nutzlast bis [kg] 1.800; Trommelbremse; 	1	24.3727-0343.2 580343	L= 2.827
				10/99→ 10/01; Nutzlast ab [kg] 1.000 Nutzlast bis [kg] 1.800; Trommelbremse; 	1	24.3727-0344.2 580344	L= 2.806
				→ 09/99; Nutzlast ab [kg] 1.000 Nutzlast bis [kg] 1.800; Trommelbremse; 	1	24.3727-0345.2 580345	L= 3.045
2.0 JTD	62	07/01→04/02		10/01→ 03/02; Nutzlast ab [kg] 1.400 Nutzlast bis [kg] 1.800; Trommelbremse; 	1	24.3727-0300.2 580300	L= 1.078
				10/01→ 03/02; Nutzlast ab [kg] 1.400 Nutzlast bis [kg] 1.800; Scheibenbremse; 	1	24.3727-0300.2 580300	L= 1.078
				10/01→ 03/02; Nutzlast ab [kg] 1.400 Nutzlast bis [kg] 1.800; Scheibenbremse; 	1	24.3727-0340.2 580340	L= 3.025
				10/01→ 03/02; Nutzlast ab [kg] 1.400 Nutzlast bis [kg] 1.800; Trommelbremse; 	1	24.3727-0343.2 580343	L= 2.827
2.5 D 2.5 D 4x4 2.5 TDI 2.5 TDI 4x4 2.8 D 2.8 TDI	62 62 80 85 64 90	03/94→04/02 03/94→04/02 03/94→04/02 06/98→04/02 02/98→04/02 12/98→04/02		11/01→ 03/02; Nutzlast ab [kg] 1.400 Nutzlast bis [kg] 1.800; Trommelbremse; 	1	24.3727-0300.2 580300	L= 1.078
				10/99→ 10/01; Nutzlast ab [kg] 1.400 Nutzlast bis [kg] 1.800; Trommelbremse; 	1	24.3727-0300.2 580300	L= 1.078
				→ 03/02; Nutzlast ab [kg] 1.400 Nutzlast bis [kg] 1.800; Scheibenbremse; 	1	24.3727-0300.2 580300	L= 1.078
				→ 09/99; Nutzlast ab [kg] 1.400 Nutzlast bis [kg] 1.800; Trommelbremse; 	1	24.3727-0300.2 580300	L= 1.078
				→ 03/02; Nutzlast ab [kg] 1.400 Nutzlast bis [kg] 1.800; Scheibenbremse; 	1	24.3727-0340.2 580340	L= 3.025
				11/01→ 03/02; Nutzlast ab [kg] 1.400 Nutzlast bis [kg] 1.800; Trommelbremse; 	1	24.3727-0343.2 580343	L= 2.827
				10/99→ 10/01; Nutzlast ab [kg] 1.400 Nutzlast bis [kg] 1.800; Trommelbremse; 	1	24.3727-0344.2 580344	L= 2.806
				→ 09/99; Nutzlast ab [kg] 1.400 Nutzlast bis [kg] 1.800; Trommelbremse; 	1	24.3727-0345.2 580345	L= 3.045
2.5 TD	80 - 85	06/94→08/98		Nutzlast ab [kg] 1.400 Nutzlast bis [kg] 1.800; Scheibenbremse; 	1	24.3727-0300.2 580300	L= 1.078













	kW					! #		
FIAT - DUCATO Pritsche/Fahrgestell (230_) 03/94→04/02								
Seilzug, Feststellbremse								
2.5 TD 4x4	85	11/94→04/98		Nutzlast ab [kg] 1.400 Nutzlast bis [kg] 1.800; Trommelbremse; 	1	24.3727-0300.2	580300	L= 1.078
				Nutzlast ab [kg] 1.400 Nutzlast bis [kg] 1.800; Scheibenbremse; 	1	24.3727-0340.2	580340	L= 3.025
				Nutzlast ab [kg] 1.400 Nutzlast bis [kg] 1.800; Trommelbremse; 	1	24.3727-0345.2	580345	L= 3.045
2.8 iDTD 4x4	90	05/98→09/01		10/99→; Nutzlast ab [kg] 1.400 Nutzlast bis [kg] 1.800; Trommelbremse; 	1	24.3727-0300.2	580300	L= 1.078
				→ 09/99; Nutzlast ab [kg] 1.400 Nutzlast bis [kg] 1.800; Trommelbremse; 	1	24.3727-0300.2	580300	L= 1.078
				Nutzlast ab [kg] 1.400 Nutzlast bis [kg] 1.800; Scheibenbremse; 	1	24.3727-0300.2	580300	L= 1.078
				Nutzlast ab [kg] 1.400 Nutzlast bis [kg] 1.800; Scheibenbremse; 	1	24.3727-0340.2	580340	L= 3.025
				10/99→; Nutzlast ab [kg] 1.400 Nutzlast bis [kg] 1.800; Trommelbremse; 	1	24.3727-0344.2	580344	L= 2.806
				→ 09/99; Nutzlast ab [kg] 1.400 Nutzlast bis [kg] 1.800; Trommelbremse; 	1	24.3727-0345.2	580345	L= 3.045
2.8 JTD 2.8 JTD 4x4	94	11/00→04/02 10/01→04/02		11/01→ 03/02; Nutzlast ab [kg] 1.400 Nutzlast bis [kg] 1.800; Trommelbremse; 	1	24.3727-0300.2	580300	L= 1.078
				→ 03/02; Nutzlast ab [kg] 1.400 Nutzlast bis [kg] 1.800; Scheibenbremse; 	1	24.3727-0300.2	580300	L= 1.078
				→ 10/01; Nutzlast ab [kg] 1.400 Nutzlast bis [kg] 1.800; Trommelbremse; 	1	24.3727-0300.2	580300	L= 1.078
				→ 03/02; Nutzlast ab [kg] 1.400 Nutzlast bis [kg] 1.800; Scheibenbremse; 	1	24.3727-0340.2	580340	L= 3.025
				11/01→ 03/02; Nutzlast ab [kg] 1.400 Nutzlast bis [kg] 1.800; Trommelbremse; 	1	24.3727-0343.2	580343	L= 2.827
				→ 10/01; Nutzlast ab [kg] 1.400 Nutzlast bis [kg] 1.800; Trommelbremse; 	1	24.3727-0344.2	580344	L= 2.806
2.8 TD 4x4	64	05/98→11/01		10/99→ 10/01; Nutzlast ab [kg] 1.400 Nutzlast bis [kg] 1.800; Trommelbremse; 	1	24.3727-0300.2	580300	L= 1.078
				→ 09/01; Nutzlast ab [kg] 1.400 Nutzlast bis [kg] 1.800; Scheibenbremse; 	1	24.3727-0300.2	580300	L= 1.078
				→ 09/99; Nutzlast ab [kg] 1.400 Nutzlast bis [kg] 1.800; Trommelbremse; 	1	24.3727-0300.2	580300	L= 1.078
				→ 09/01; Nutzlast ab [kg] 1.400 Nutzlast bis [kg] 1.800; Scheibenbremse; 	1	24.3727-0340.2	580340	L= 3.025
				10/99→ 10/01; Nutzlast ab [kg] 1.400 Nutzlast bis [kg] 1.800; Trommelbremse; 	1	24.3727-0344.2	580344	L= 2.806
				→ 09/99; Nutzlast ab [kg] 1.400 Nutzlast bis [kg] 1.800; Trommelbremse; 	1	24.3727-0345.2	580345	L= 3.045
FIAT - DUCATO Pritsche/Fahrgestell (244_) 12/01→								
Radbremsszylinder								
2.0 2.0 JTD 2.3 JTD 2.8 JTD 2.8 JTD 4x4 2.8 JTD Power	81 62 81 90 - 94 94 107	04/02→07/06 12/01→07/06 12/01→07/06 12/01→07/06 12/01→07/06 12/01→07/06 04/04→07/06	➡	Nutzlast ab [kg] 1.100 Nutzlast bis [kg] 1.500		24.3226-1702.3	020469	GG
Zubehörsatz, Bremsbacken								
2.0 2.0 JTD 2.3 JTD 2.8 JTD 2.8 JTD 4x4 2.8 JTD Power	81 62 81 90 - 94 94 107	04/02→07/06 12/01→07/06 12/01→07/06 12/01→07/06 12/01→07/06 04/04→07/06	➡	Nutzlast ab [kg] 1.100 Nutzlast bis [kg] 1.500; nicht für Wohnmobile		03.0137-9285.2	669285	AP
Bremstrommel								
2.0 2.0 JTD 2.3 JTD 2.8 JTD 2.8 JTD 4x4 2.8 JTD Power →	81 62 81 90 - 94 94 107	04/02→07/06 12/01→07/06 12/01→07/06 12/01→07/06 12/01→07/06 04/04→07/06	➡	Nutzlast ab [kg] 1.100 Nutzlast bis [kg] 1.500		24.0225-4002.1	480048	Ø 298 x 64,4 / 255,6












	kw					! #								
FIAT - DUCATO Pritsche/Fahrgestell (244_) 12/01→														
 Bremsbackensatz														
2.0	81	04/02→07/06	➔	Nutzlast ab [kg] 1.100 Nutzlast bis [kg] 1.500; nicht für Wohnmobile			03.0137-0432.2 650432	AP Ø 254 x 57 + HEB						
2.0 JTD	62	12/01→07/06												
2.3 JTD	81	12/01→07/06												
2.8 JTD	90 - 94	12/01→07/06												
2.8 JTD 4x4	94	12/01→07/06												
2.8 JTD Power	107	04/04→07/06												
							03.0520-0326.3 690326	AP Ø 254 x 57 + RZ / + Zub TopKit						
 Bremsbackensatz, Feststellbremse														
2.0	81	04/02→07/06	➔	Nutzlast ab [kg] 1.100 Nutzlast bis [kg] 1.800; mit Verstärkung			03.0137-4002.2 654002	Ø 172 x 42 + Zub						
2.0 JTD	62	12/01→07/06												
2.3 JTD	81	12/01→07/06												
2.8 JTD	90 - 94	12/01→07/06												
2.8 JTD 4x4	94	12/01→07/06												
2.8 JTD Power	107	04/04→07/06												
Zubehörsatz, Feststellbremsbacken														
2.0	81	04/02→07/06		Nutzlast ab [kg] 1.100 Nutzlast bis [kg] 1.800			03.0137-9705.2 669705							
2.0 JTD	62	12/01→07/06												
2.3 JTD	81	12/01→07/06												
2.8 JTD	90 - 94	12/01→07/06												
2.8 JTD 4x4	94	12/01→07/06												
2.8 JTD Power	107	04/04→07/06												
							03.0137-9706.2 669706							
 Seilzug, Feststellbremse														
2.0	81	04/02→07/06		Nutzlast ab [kg] 1.100 Nutzlast bis [kg] 1.800; 	1	24.3727-0300.2 580300	L= 1.078							
2.0 JTD	62	12/01→07/06												
2.3 JTD	81	12/01→07/06												
2.8 JTD	90 - 94	12/01→07/06												
2.8 JTD Power	107	04/04→07/06												
2.8 JTD 4x4	94	12/01→07/06												
				Nutzlast ab [kg] 1.100 Nutzlast bis [kg] 1.800; Trommelbremse; 	1	24.3727-0343.2 580343	L= 2.827							
				Nutzlast ab [kg] 1.100 Nutzlast bis [kg] 1.800; Trommelbremse; 	1	24.3727-0343.2 580343	L= 2.827							
				Nutzlast ab [kg] 1.100 Nutzlast bis [kg] 1.800; 	1	24.3727-0562.2 580562	L= 1.059							
FIAT - DUCATO Pritsche/Fahrgestell (250_) 07/06→														
 Bremsbackensatz, Feststellbremse														
2 D	74 - 132	07/06→	➔				03.0137-4004.2 654004	Ø 172 x 42 + Zub						
100 Multijet 2	74	07/06→												
3 D	82 - 130	07/06→												
110 Multijet 2	82 - 83	08/06→												
0 D	85 - 130	07/06→												
115 Multijet 2	85	06/11→												
120 Multijet 2	88	07/06→												
3 D 4x4	88	03/10→												
130 Multijet 2	96	07/06→												
140 Multijet 2	103	05/19→												
140 Natural Power	100	04/09→												
150 Multijet 2	109 - 110	06/11→												
150 Multijet 3	107	04/10→												
160 Multijet 2	118	05/19→												
160 Multijet 3	115 - 116	07/06→												
180 Multijet 2	130 - 132	12/15→												
180 Multijet 3	130	06/11→												
E-Ducato	90	02/21→												
Zubehörsatz, Feststellbremsbacken														
2 D	74 - 132	07/06→							➔				03.0137-9705.2 669705	
100 Multijet 2	74	07/06→												
3 D	82 - 130	07/06→												
110 Multijet 2	82 - 83	08/06→												
0 D	85 - 130	07/06→												
115 Multijet 2	85	06/11→												
120 Multijet 2	88	07/06→												
3 D 4x4	88	03/10→												
130 Multijet 2	96	07/06→												
140 Multijet 2	103	05/19→												
140 Natural Power	100	04/09→												
150 Multijet 2	109 - 110	06/11→												
150 Multijet 3	107	04/10→												
160 Multijet 2	118	05/19→												
160 Multijet 3	115 - 116	07/06→												
180 Multijet 2	130 - 132	12/15→												
180 Multijet 3	130	06/11→												
E-Ducato	90	02/21→												
							03.0137-9707.2 669707							














	kW			 	! #		
FIAT - DUCATO Pritsche/Fahrgestell (250_) 07/06→							
Zubehörsatz, Feststellbremsbacken							
140 Multijet 2	103	05/19→	➔			03.0137-9705.2	669705
140 Natural Power	100	04/09→					
150 Multijet 2	109 - 110	06/11→				03.0137-9707.2	669707
150 Multijet 3	107	04/10→					
160 Multijet 2	118	05/19→					
160 Multijet 3	115 - 116	07/06→					
180 Multijet 2	130 - 132	12/15→					
180 Multijet 3	130	06/11→					
E-Ducato	90	02/21→					
 Seilzug, Feststellbremse							
2 D	74 - 132	07/06→		Scheibenbremse; 	1	24.3727-0586.2	580586 L= 2.910
100 Multijet 2	74	07/06→					
3 D	83 - 130	07/06→					
110 Multijet 2	83	10/11→					
0 D	85 - 130	07/06→					
115 Multijet 2	85	06/11→					
120 Multijet 2	88	07/06→					
3 D 4x4	88	03/10→					
140 Multijet 2	103	05/19→					
150 Multijet 2	109 - 110	06/11→					
150 Multijet 3	107	04/10→					
160 Multijet 2	118	05/19→					
160 Multijet 3	115 - 116	07/06→					
180 Multijet 2	130 - 132	12/15→					
180 Multijet 3	130	06/11→					
E-Ducato	90	02/21→					
3 D	82	08/06→		06/11→; Scheibenbremse; 	1	24.3727-0586.2	580586 L= 2.910
110 Multijet 2	82	08/06→					
130 Multijet 2	96	07/06→		01/07→; Scheibenbremse; 	1	24.3727-0586.2	580586 L= 2.910
3 D	96	07/06→					
FIAT - FIORINO Großraumlimousine (225_) 01/07→							
 Radbremszylinder							
1.3 JTD Multijet	55 - 70	11/07→	➔		2	24.3220-1728.3	020509 ALU
1.4	54 - 57	11/07→					
1.4 CNG	51 - 57	06/08→					
Zubehörsatz, Bremsbacken							
1.3 JTD Multijet	55 - 70	11/07→	➔			03.0137-9309.2	669309 AP
1.4	57	07/14→					
1.4 CNG	51 - 57	06/08→					
1.4	54	11/07→	➔	für Fahrzeuge mit verstärkter Bremse		03.0137-9309.2	669309 AP
			➔	nicht für Fahrzeuge mit verstärkter Bremse		03.0137-9310.2	669310 AP
 Bremstrommel							
1.3 JTD Multijet	55 - 70	11/07→	➔			24.0222-8018.1	480078 Ø 268 x 48 / 230
1.4	57	07/14→					
1.4 CNG	51 - 57	06/08→					
1.4	54	11/07→	➔	nicht für Fahrzeuge mit verstärkter Bremse		24.0220-3007.1	480064 Ø 249,5 x 48,5 / 204,7
			➔	für Fahrzeuge mit verstärkter Bremse		24.0222-8018.1	480078 Ø 268 x 48 / 230
 Bremsbackensatz							
1.3 JTD Multijet	55 - 70	11/07→	➔			03.0137-0493.2	650493 AP Ø 228 x 42 + HEB
1.4	57	07/14→				03.0521-0120.3	690120 AP Ø 228 x 42 + RZ / + Zub
1.4 CNG	51 - 57	06/08→					TopKit
1.4	54	11/07→	➔	für Fahrzeuge mit verstärkter Bremse		03.0137-0457.2	650457 AP Ø 228 x 42 + HEB














	kw					! #		
FIAT - FIORINO Großraumlimousine (225_) 01/07→								
 Bremsbackensatz								
1.4	54	11/07→	➔	für Fahrzeuge mit verstärkter Bremse		03.0521-0120.3	690120	AP Ø 228 x 42 + RZ / + Zub TopKit
			➔	nicht für Fahrzeuge mit verstärkter Bremse		03.0137-0479.2 03.0520-9220.3	650479 699220	AP Ø 203 x 38 + HEB AP Ø 203 x 38 + RZ / + Zub TopKit
FIAT - FIORINO Kasten/Großraumlimousine (146_) 01/88→								
 Radbremszylinder								
1.7 TD	46	11/96→05/00	➔			24.3220-1704.3	020097	GG
60 1.7 D	44	05/88→05/00	➔	09/88→ 08/93		24.3219-1103.3	020408	GG
			➔	09/93→		24.3220-1704.3	020097	GG
65 1.7 TD 70 i.e. 1.4 75 i.e. 1.6	46 49 55	01/97→05/01 05/94→05/01 10/93→05/01	➔	→ 03/01		24.3220-1704.3	020097	GG
Zubehörsatz, Bremsbacken								
1.7 TD	46	11/96→05/00	➔			03.0137-9081.2	669081	
60 1.7 D	44	05/88→05/00	➔	09/88→ 08/93		03.0137-9021.2	669021	Fiat
			➔	09/93→		03.0137-9081.2	669081	
65 1.7 TD 70 i.e. 1.4 75 i.e. 1.6	46 49 55	01/97→05/01 05/94→05/01 10/93→05/01	➔	→ 03/01		03.0137-9081.2	669081	
 Bremstrommel								
1.7 TD	46	11/96→05/00	➔			24.0222-8018.1	480078	Ø 268 x 48 / 230
60 1.7 D	44	05/88→05/00	➔	09/88→ 08/93		24.0218-5001.1	480012	Ø 219 x 37 / 186,8
			➔	09/93→		24.0222-8018.1	480078	Ø 268 x 48 / 230
65 1.7 TD 70 i.e. 1.4 75 i.e. 1.6	46 49 55	01/97→05/01 05/94→05/01 10/93→05/01	➔	→ 03/01		24.0222-8018.1	480078	Ø 268 x 48 / 230
 Bremsbackensatz								
1.7 TD	46	11/96→05/00	➔			03.0137-0208.2	650208	Ø 228 x 42 + HEB
60 1.7 D	44	05/88→05/00	➔	09/88→ 08/93		03.0137-0015.2	650015	Fiat Ø 185 x 31
			➔	09/93→		03.0137-0208.2	650208	Ø 228 x 42 + HEB
65 1.7 TD 70 i.e. 1.4 75 i.e. 1.6	46 49 55	01/97→05/01 05/94→05/01 10/93→05/01	➔	→ 03/01		03.0137-0208.2	650208	Ø 228 x 42 + HEB
 Seilzug, Feststellbremse								
1.7 TD	46	11/96→05/00		Trommelbremse; ⚠	1	24.3727-0541.2	580541	L= 3.105
60 1.7 D	44	05/88→05/00		09/93→; Trommelbremse; ⚠	1	24.3727-0541.2	580541	L= 3.105
65 1.7 TD 70 i.e. 1.4 75 i.e. 1.6	46 49 55	01/97→05/01 05/94→05/01 10/93→05/01		→ 03/01; Trommelbremse; ⚠	1	24.3727-0541.2	580541	L= 3.105
FIAT - FIORINO Kasten/Großraumlimousine (225_) 01/07→								
 Radbremszylinder								
1.3 D Multijet	55 - 59	11/07→	➔			24.3220-1728.3	020509	ALU
1.4 1.4 Natural Power Ecargo	57 51 24	10/09→ 06/08→ 01/10→12/12						
1.3 D Multijet	70	07/09→	➔	07/10→		24.3220-1728.3	020509	ALU
1.4	54	11/07→	➔	09/08→		24.3220-1728.3	020509	ALU
1.4 Natural Power	57	06/08→	➔	10/09→		24.3220-1728.3	020509	ALU
Zubehörsatz, Bremsbacken								
1.3 D Multijet	55 - 59	11/07→	➔			03.0137-9309.2	669309	AP
1.4 1.4 Natural Power Ecargo	57 51 24	10/09→ 06/08→ 01/10→12/12						
1.3 D Multijet	70	07/09→	➔	07/10→		03.0137-9309.2	669309	AP
1.4 →	54	11/07→	➔	09/08→; für Fahrzeuge mit verstärkter Bremse		03.0137-9309.2	669309	AP














	kw					! #		
FIAT - FIORINO Kasten/Großraumlimousine (225_) 01/07→								
Zubehörsatz, Bremsbacken								
1.4	54	11/07→	➔	09/08→; nicht für Fahrzeuge mit verstärkter Bremse			03.0137-9310.2 669310	AP
1.4 Natural Power	57	06/08→	➔	10/09→			03.0137-9309.2 669309	AP
 Bremstrommel								
1.3 D Multijet	55 - 59	11/07→	➔				24.0222-8018.1 480078	Ø 268 x 48 / 230
1.4	57	10/09→						
1.4 Natural Power Ecargo	51	06/08→						
	24	01/10→12/12						
1.3 D Multijet	70	07/09→	➔	07/10→			24.0222-8018.1 480078	Ø 268 x 48 / 230
1.4	54	11/07→	➔	09/08→; nicht für Fahrzeuge mit verstärkter Bremse			24.0220-3007.1 480064	Ø 249,5 x 48,5 / 204,7
			➔	09/08→; für Fahrzeuge mit verstärkter Bremse			24.0222-8018.1 480078	Ø 268 x 48 / 230
1.4 Natural Power	57	06/08→	➔	10/09→			24.0222-8018.1 480078	Ø 268 x 48 / 230
 Bremsbackensatz								
1.3 D Multijet	55 - 59	11/07→	➔				03.0137-0493.2 650493	AP Ø 228 x 42 + HEB
1.4	57	10/09→					03.0521-0120.3 690120	AP Ø 228 x 42 + RZ / + Zub TopKit
1.4 Natural Power Ecargo	51	06/08→						
	24	01/10→12/12						
1.3 D Multijet	70	07/09→	➔	07/10→			03.0137-0493.2 650493	AP Ø 228 x 42 + HEB
							03.0521-0120.3 690120	AP Ø 228 x 42 + RZ / + Zub TopKit
1.4	54	11/07→	➔	09/08→; für Fahrzeuge mit verstärkter Bremse			03.0137-0457.2 650457	AP Ø 228 x 42 + HEB
			➔	09/08→; nicht für Fahrzeuge mit verstärkter Bremse			03.0521-0120.3 690120	AP Ø 228 x 42 + RZ / + Zub TopKit
			➔	09/08→; für Fahrzeuge mit verstärkter Bremse			03.0137-0479.2 650479	AP Ø 203 x 38 + HEB
							03.0520-9220.3 699220	AP Ø 203 x 38 + RZ / + Zub TopKit
1.4 Natural Power	57	06/08→	➔	10/09→			03.0137-0493.2 650493	AP Ø 228 x 42 + HEB
							03.0521-0120.3 690120	AP Ø 228 x 42 + RZ / + Zub TopKit
FIAT - FIORINO Pick up (146_) 01/88→05/01								
 Radbremszylinder								
1.4	49	05/94→05/01	➔	→ 03/01	2		24.3220-1704.3 020097	GG
1.6	55	01/94→05/01						
1.7 TD	46	01/97→05/01						
1.7 D	42	10/93→10/99	➔		2		24.3220-1704.3 020097	GG
1.7 D	44	05/88→10/99	➔	09/93→	2		24.3220-1704.3 020097	GG
Zubehörsatz, Bremsbacken								
1.4	49	05/94→05/01	➔	→ 03/01			03.0137-9081.2 669081	
1.6	55	01/94→05/01						
1.7 TD	46	01/97→05/01						
1.7 D	42	10/93→10/99	➔				03.0137-9081.2 669081	
1.7 D	44	05/88→10/99	➔	09/93→			03.0137-9081.2 669081	
 Bremstrommel								
1.4	49	05/94→05/01	➔	→ 03/01			24.0222-8018.1 480078	Ø 268 x 48 / 230
1.6	55	01/94→05/01						
1.7 TD	46	01/97→05/01						
1.7 D	42	10/93→10/99	➔				24.0222-8018.1 480078	Ø 268 x 48 / 230
1.7 D	44	05/88→10/99	➔	09/93→			24.0222-8018.1 480078	Ø 268 x 48 / 230
 Bremsbackensatz								
1.4	49	05/94→05/01	➔	→ 03/01			03.0137-0208.2 650208	Ø 228 x 42 + HEB
1.6	55	01/94→05/01						
1.7 TD	46	01/97→05/01						
1.7 D	42	10/93→10/99	➔				03.0137-0208.2 650208	Ø 228 x 42 + HEB
1.7 D	44	05/88→10/99	➔	09/93→			03.0137-0208.2 650208	Ø 228 x 42 + HEB
 Seilzug, Feststellbremse								
1.4	49	05/94→05/01		→ 03/01; Trommelbremse; 	1		24.3727-0541.2 580541	L= 3.105
1.6	55	01/94→05/01						
1.7 TD	46	01/97→05/01						
→								

	kw			 	! #		
FIAT - FIORINO Pick up (146_) 01/88→05/01							
 Seilzug, Feststellbremse							
1.7 D	42	10/93→10/99		Trommelbremse; ↓	1	24.3727-0541.2 580541	L= 3.105
1.7 D	44	05/88→10/99		09/93→; Trommelbremse; ↓	1	24.3727-0541.2 580541	L= 3.105
FIAT - FULLBACK Pick-up (502_, 503_) 01/16→							
 Radbremszylinder							
2.4 D 4x4	110 - 133	04/16→	➡	- ABS	2	24.3222-1736.3 020562	ALU
2.5 D 4x4	100	04/16→	➡	+ ABS	2	24.3222-1737.3 020563	ALU
Zubehörsatz, Bremsbacken							
2.4 D 4x4	110 - 133	04/16→	➡			03.0137-9346.2 669346	
2.5 D 4x4	100	04/16→					
 Bremsbackensatz							
2.4 D	113	04/16→	➡			03.0137-0518.2 650518	Ø 295 x 51 - HEB
2.4 D 4x4	110 - 133	04/16→					
2.5 D 4x4	100	04/16→					
FIAT - GRANDE PUNTO (199_) 06/05→							
 Radbremszylinder							
1.2	48 - 51	10/05→	➡	→ 01/11	2	24.3220-1728.3 020509	ALU
1.3 D Multijet	51 - 62	07/08→					
1.4	57	06/05→12/15					
1.4 16V	70 - 112	10/05→07/12					
1.4 LPG	57	12/08→					
1.4 Natural Power	57	07/08→					
1.2 LPG	51	06/08→12/12	➡	09/10→ 01/11	2	24.3220-1728.3 020509	ALU
1.3 D Multijet	55	10/05→	➡	04/08→ 01/11	2	24.3220-1728.3 020509	ALU
1.3 D Multijet	56	06/09→07/14	➡	10/09→	2	24.3220-1728.3 020509	ALU
			➡	→ 01/11	2	24.3220-1728.3 020509	ALU
1.3 D Multijet	66	10/05→12/10	➡		2	24.3220-1728.3 020509	ALU
1.4	55	10/05→07/07					
1.4 16V	66	06/09→07/14					
Zubehörsatz, Bremsbacken							
1.2	48	10/05→	➡	→ 01/11		03.0137-9310.2 669310	AP
1.2	50 - 51	06/09→	➡	→ 01/11		03.0137-9309.2 669309	AP
1.3 D Multijet	51 - 62	07/08→					
1.4	57	06/05→12/15					
1.4 16V	70 - 112	10/05→07/12					
1.4 LPG	57	12/08→					
1.4 Natural Power	57	07/08→					
1.2 LPG	51	06/08→12/12	➡	09/10→ 01/11		03.0137-9309.2 669309	AP
1.3 D Multijet	55	10/05→	➡	04/08→ 01/11		03.0137-9309.2 669309	AP
1.3 D Multijet	56	06/09→07/14	➡	→ 01/11		03.0137-9309.2 669309	AP
			➡	10/09→		03.0137-9309.2 669309	AP
1.3 D Multijet	66	10/05→12/10	➡			03.0137-9309.2 669309	AP
1.4	55	10/05→07/07					
1.4 16V	66	06/09→07/14					
 Bremstrommel							
1.2	48	10/05→	➡	→ 01/11		24.0220-3035.1 480300	Ø 249,5 x 45 / 204,7
1.2	50 - 51	06/09→	➡			24.0220-3035.1 480300	Ø 249,5 x 45 / 204,7
1.2 LPG	51	06/08→12/12					
1.3 D Multijet	51	07/08→	➡	→ 01/11		24.0222-8037.1 480302	Ø 269 x 48 / 230
1.4 16V	70 - 112	10/05→07/12					
1.4 LPG	57	12/08→					
1.4 Natural Power	57	07/08→					
1.3 D Multijet	55	10/05→	➡	04/08→ 01/11		24.0222-8037.1 480302	Ø 269 x 48 / 230
1.3 D Multijet	56	06/09→07/14	➡	→ 01/11		24.0222-8037.1 480302	Ø 269 x 48 / 230
→							








	kw			 	! #		
FIAT - GRANDE PUNTO (199_) 06/05→							
 Bremstrommel							
1.3 D Multijet	56	06/09→07/14	➔	10/09→		24.0222-8037.1 480302	Ø 269 x 48 / 230
1.3 D Multijet	62	04/10→	➔	09/10→ 01/11; für Stahlfelgen		24.0222-8037.1 480302	Ø 269 x 48 / 230
1.3 D Multijet 1.4 1.4 16V	66 55 66	10/05→12/10 10/05→07/07 06/09→07/14	➔			24.0222-8037.1 480302	Ø 269 x 48 / 230
1.4	57	06/05→12/15	➔	09/10→ 01/11; für Stahlfelgen		24.0222-8037.1 480302	Ø 269 x 48 / 230
			➔	→ 01/11		24.0222-8037.1 480302	Ø 269 x 48 / 230
 Bremsbackensatz							
1.2	48	10/05→	➔	→ 01/11		03.0137-0479.2 650479 03.0520-9220.3 699220	AP Ø 203 x 38 + HEB AP Ø 203 x 38 + RZ / + Zub TopKit
1.2 1.3 D Multijet 1.4 1.4 16V 1.4 LPG 1.4 Natural Power	50 - 51 57 70 - 112 57 57	06/09→ 07/08→ 06/05→12/15 10/05→07/12 12/08→ 07/08→	➔	→ 01/11		03.0137-0478.2 650478 03.0520-9020.3 699020	AP Ø 228 x 42 + HEB AP Ø 228 x 42 + RZ / + Zub TopKit
1.2 LPG	51	06/08→12/12	➔	09/10→ 01/11		03.0137-0478.2 650478 03.0520-9020.3 699020	AP Ø 228 x 42 + HEB AP Ø 228 x 42 + RZ / + Zub TopKit
1.3 D Multijet	55	10/05→	➔	04/08→ 01/11		03.0137-0478.2 650478 03.0520-9020.3 699020	AP Ø 228 x 42 + HEB AP Ø 228 x 42 + RZ / + Zub TopKit
1.3 D Multijet 1.4 1.4 16V	56 - 66 55 66	10/05→ 10/05→07/07 06/09→07/14	➔			03.0137-0478.2 650478 03.0520-9020.3 699020	AP Ø 228 x 42 + HEB AP Ø 228 x 42 + RZ / + Zub TopKit
 Seilzug, Feststellbremse							
1.2	48	10/05→		→ 01/11; Trommelbremse; <input type="checkbox"/>		24.3727-0575.2 580575	L= 1.642
				→ 01/11; Trommelbremse; <input type="checkbox"/>		24.3727-0576.2 580576	L= 1.660
1.2 1.3 D Multijet 1.4 1.4 16V 1.4 LPG 1.4 Natural Power	50 - 51 51 - 62 57 70 - 112 57 57	06/09→ 07/08→ 06/05→12/15 10/05→07/12 12/08→ 07/08→		→ 01/11; Trommelbremse; <input type="checkbox"/>		24.3727-0577.2 580577	L= 1.674
				→ 01/11; <input type="checkbox"/>		24.3727-0578.2 580578	L= 1.689
1.2 LPG	51	06/08→12/12		09/10→ 01/11; Trommelbremse; <input type="checkbox"/>		24.3727-0577.2 580577	L= 1.674
				09/10→ 01/11; <input type="checkbox"/>		24.3727-0578.2 580578	L= 1.689
1.3 D Multijet	55	10/05→		04/08→ 01/11; Trommelbremse; <input type="checkbox"/>		24.3727-0577.2 580577	L= 1.674
				04/08→ 01/11; <input type="checkbox"/>		24.3727-0578.2 580578	L= 1.689
1.3 D Multijet	56	06/09→07/14		→ 01/11; Trommelbremse; <input type="checkbox"/>		24.3727-0577.2 580577	L= 1.674
				10/09→; Trommelbremse; <input type="checkbox"/>		24.3727-0577.2 580577	L= 1.674
				10/09→; <input type="checkbox"/>		24.3727-0578.2 580578	L= 1.689
				→ 01/11; <input type="checkbox"/>		24.3727-0578.2 580578	L= 1.689
				10/09→; Scheibenbremse; <input type="checkbox"/>		24.3727-0579.2 580579	L= 1.654
				10/09→; Scheibenbremse; <input type="checkbox"/>		24.3727-0580.2 580580	L= 1.673
1.3 D Multijet 1.4 1.4 16V	66 55 66	10/05→12/10 10/05→07/07 06/09→07/14		Trommelbremse; <input type="checkbox"/>		24.3727-0577.2 580577	L= 1.674
				<input type="checkbox"/>		24.3727-0578.2 580578	L= 1.689
1.4 T-Jet 1.6 D Multijet 1.9 D Multijet	88 88 88	09/07→ 07/08→ 10/05→		→ 01/11; Scheibenbremse; <input type="checkbox"/>		24.3727-0579.2 580579	L= 1.654
				→ 01/11; Scheibenbremse; <input type="checkbox"/>		24.3727-0580.2 580580	L= 1.673
1.6 1.9 D Multijet	85 85	02/11→ 06/06→12/09		Scheibenbremse; <input type="checkbox"/>		24.3727-0579.2 580579	L= 1.654
				Scheibenbremse; <input type="checkbox"/>		24.3727-0580.2 580580	L= 1.673
1.9 D Multijet	96	10/05→		02/06→ 01/11; Scheibenbremse; <input type="checkbox"/>		24.3727-0579.2 580579	L= 1.654
				02/06→ 01/11; Scheibenbremse; <input type="checkbox"/>		24.3727-0580.2 580580	L= 1.673
FIAT - GRANDE PUNTO Van (199_) 10/05→06/13							
 Radbremszylinder							
1.3 JTD Multijet 1.4 1.4 LPG 1.4 Natural Power	55 57 57 57	02/06→06/13 02/06→06/13 03/09→12/12 03/09→12/12	➔	→ 01/11		24.3220-1728.3 020509	ALU












	kw					! #		
FIAT - GRANDE PUNTO Van (199_) 10/05→06/13								
 Radbremszylinder								
1.3 JTD Multijet	66	02/06→08/10	➔				24.3220-1728.3 020509	ALU
Zubehörsatz, Bremsbacken								
1.3 JTD Multijet	55	02/06→06/13	➔	→ 01/11			03.0137-9309.2 669309	AP
1.4	57	02/06→06/13	➔					
1.4 LPG	57	03/09→12/12	➔					
1.4 Natural Power	57	03/09→12/12	➔					
1.3 JTD Multijet	66	02/06→08/10	➔				03.0137-9309.2 669309	AP
 Bremstrommel								
1.3 JTD Multijet	55	02/06→06/13	➔	→ 01/11			24.0222-8037.1 480302	Ø 269 x 48 / 230
1.4 LPG	57	03/09→12/12	➔					
1.4 Natural Power	57	03/09→12/12	➔					
1.3 JTD Multijet	66	02/06→08/10	➔				24.0222-8037.1 480302	Ø 269 x 48 / 230
1.4	57	02/06→06/13	➔	09/10→ 01/11; für Stahlfelgen			24.0222-8037.1 480302	Ø 269 x 48 / 230
			➔	→ 01/11			24.0222-8037.1 480302	Ø 269 x 48 / 230
 Bremsbackensatz								
1.3 JTD Multijet	55	02/06→06/13	➔	→ 01/11			03.0137-0478.2 650478	AP Ø 228 x 42 + HEB
1.4	57	02/06→06/13	➔				03.0520-9020.3 699020	AP Ø 228 x 42 + RZ / + Zub TopKit
1.4 LPG	57	03/09→12/12	➔					
1.4 Natural Power	57	03/09→12/12	➔					
1.3 JTD Multijet	66	02/06→08/10	➔				03.0137-0478.2 650478	AP Ø 228 x 42 + HEB
							03.0520-9020.3 699020	AP Ø 228 x 42 + RZ / + Zub TopKit
 Seilzug, Feststellbremse								
1.3 JTD Multijet	55	02/06→06/13		→ 01/11; Trommelbremse; <input type="checkbox"/>			24.3727-0577.2 580577	L= 1.674
1.4	57	02/06→06/13		→ 01/11; <input type="checkbox"/>			24.3727-0578.2 580578	L= 1.689
1.4 LPG	57	03/09→12/12						
1.4 Natural Power	57	03/09→12/12						
1.3 JTD Multijet	66	02/06→08/10		Trommelbremse; <input type="checkbox"/>			24.3727-0577.2 580577	L= 1.674
				<input type="checkbox"/>			24.3727-0578.2 580578	L= 1.689
FIAT - IDEA (350_) 12/03→								
 Radbremszylinder								
1.2 16V	59	01/04→	➔	→ 05/08	2		24.3222-1724.3 020466	ALU
1.3 D Multijet	51	01/04→						
1.4 16V	70	01/04→						
1.3 D Multijet	66	10/05→	➔	11/05→ 05/08	2		24.3220-1107.3 020218	AP GG
			➔	06/08→ 07/12	2		24.3220-1728.3 020509	ALU
1.3 D Multijet	70	05/08→12/12	➔	→ 05/08	2		24.3220-1107.3 020218	AP GG
			➔	06/08→ 07/12	2		24.3220-1728.3 020509	ALU
1.4	57	10/05→	➔	11/05→ 05/08	2		24.3222-1724.3 020466	ALU
1.4	66	12/03→	➔	01/04→ 05/08	2		24.3222-1724.3 020466	ALU
1.9 JTD	74	01/04→	➔	→ 06/05	2		24.3220-1107.3 020218	AP GG
			➔	06/08→ 07/12	2		24.3220-1728.3 020509	ALU
Zubehörsatz, Bremsbacken								
1.2 16V	59	01/04→	➔	→ 02/08			03.0137-9310.2 669310	AP
1.4 16V	70	01/04→	➔					
1.3 D Multijet	51	01/04→	➔	→ 07/12			03.0137-9310.2 669310	AP
1.4 LPG	57	03/09→	➔					
1.3 D Multijet	66	10/05→	➔	11/05→ 02/08			03.0137-9309.2 669309	AP
1.3 D Multijet	70	05/08→12/12	➔	→ 07/12			03.0137-9309.2 669309	AP
1.4	57	10/05→	➔	11/05→ 02/08			03.0137-9310.2 669310	AP
1.4	66	12/03→	➔	01/04→ 02/08			03.0137-9310.2 669310	AP
1.9 JTD	74	01/04→	➔	→ 02/08			03.0137-9309.2 669309	AP
 Bremstrommel								
1.2 16V	59	01/04→	➔	→ 02/08			24.0220-3007.1 480064	Ø 249,5 x 48,5 / 204,7
1.4 16V	70	01/04→	➔					
1.3 D Multijet	51	01/04→	➔	→ 07/12			24.0220-3007.1 480064	Ø 249,5 x 48,5 / 204,7
1.4 LPG	57	03/09→	➔					
1.3 D Multijet	66	10/05→	➔	11/05→ 02/08			24.0222-8018.1 480078	Ø 268 x 48 / 230
1.3 D Multijet	70	05/08→12/12	➔	→ 07/12			24.0222-8018.1 480078	Ø 268 x 48 / 230
➔								

	kw			 	! #		
FIAT - IDEA (350_) 12/03→							
 Bremstrommel							
1.4	57	10/05→	➡	11/05→ 02/08		24.0220-3007.1 480064	Ø 249,5 x 48,5 / 204,7
1.4	66	12/03→	➡	01/04→ 02/08		24.0220-3007.1 480064	Ø 249,5 x 48,5 / 204,7
1.9 JTD	74	01/04→	➡	→ 02/08		24.0222-8018.1 480078	Ø 268 x 48 / 230
 Bremsbackensatz							
1.2 16V 1.4 16V	59 70	01/04→ 01/04→	➡	→ 02/08 06/08→ 07/12		03.0137-0479.2 650479 03.0520-6922.3 696922	AP Ø 203 x 38 + HEB AP Ø 203 x 38 + RZ / + Zub TopKit
1.3 D Multijet	51	01/04→	➡	→ 07/12 06/08→ 07/12		03.0137-0479.2 650479 03.0520-6922.3 696922	AP Ø 203 x 38 + HEB AP Ø 203 x 38 + RZ / + Zub TopKit
1.3 D Multijet	66	10/05→	➡	11/05→ 02/08		03.0137-0457.2 650457 03.0520-9120.3 699120	AP Ø 228 x 42 + HEB AP Ø 228 x 42 + RZ / + Zub TopKit
1.3 D Multijet	70	05/08→12/12	➡	→ 07/12		03.0137-0457.2 650457 03.0520-9120.3 699120	AP Ø 228 x 42 + HEB AP Ø 228 x 42 + RZ / + Zub TopKit
1.4	57	10/05→	➡	11/05→ 02/08 06/08→ 07/12		03.0137-0479.2 650479 03.0520-6922.3 696922	AP Ø 203 x 38 + HEB AP Ø 203 x 38 + RZ / + Zub TopKit
1.4	66	12/03→	➡	01/04→ 02/08 06/08→ 07/12		03.0137-0479.2 650479 03.0520-6922.3 696922	AP Ø 203 x 38 + HEB AP Ø 203 x 38 + RZ / + Zub TopKit
1.4 LPG	57	03/09→	➡	→ 07/12		03.0137-0479.2 650479 03.0520-6922.3 696922	AP Ø 203 x 38 + HEB AP Ø 203 x 38 + RZ / + Zub TopKit
1.9 JTD	74	01/04→	➡	→ 02/08 07/05→ 02/08		03.0137-0457.2 650457 03.0520-9120.3 699120	AP Ø 228 x 42 + HEB AP Ø 228 x 42 + RZ / + Zub TopKit
FIAT - IDEA Van (350_) 12/03→							
 Radbremszylinder							
1.4 JTD Multijet	70 51	10/04→12/12 10/04→12/11	➡	→ 05/08		24.3222-1724.3 020466	ALU
JTD Multijet MJTD	66 74	04/05→12/10 10/04→12/10	➡	→ 05/08 06/08→		24.3220-1107.3 020218 24.3220-1728.3 020509	AP GG ALU
Zubehörsatz, Bremsbacken							
1.4 JTD Multijet	70 51	10/04→12/12 10/04→12/11	➡			03.0137-9310.2 669310	AP
JTD Multijet MJTD	66 74	04/05→12/10 10/04→12/10	➡			03.0137-9309.2 669309	AP
 Bremstrommel							
1.4 JTD Multijet	70 51	10/04→12/12 10/04→12/11	➡			24.0220-3007.1 480064	Ø 249,5 x 48,5 / 204,7
JTD Multijet MJTD	66 74	04/05→12/10 10/04→12/10	➡			24.0222-8018.1 480078	Ø 268 x 48 / 230
 Bremsbackensatz							
1.4	70	10/04→12/12	➡			03.0137-0479.2 650479 03.0520-6922.3 696922	AP Ø 203 x 38 + HEB AP Ø 203 x 38 + RZ / + Zub TopKit
JTD Multijet	51	10/04→12/11	➡	06/08→		03.0137-0479.2 650479 03.0520-6922.3 696922	AP Ø 203 x 38 + HEB AP Ø 203 x 38 + RZ / + Zub TopKit
JTD Multijet MJTD	66 74	04/05→12/10 10/04→12/10	➡			03.0137-0457.2 650457 03.0520-9120.3 699120	AP Ø 228 x 42 + HEB AP Ø 228 x 42 + RZ / + Zub TopKit
FIAT - LINEA (323_, 110_) 10/06→							
 Radbremszylinder							
1.3 D Multijet 1.3 JTD Multijet 1.4	66 63 57	06/07→ 10/06→ 06/07→	➡	07/07→ 05/11	2	24.3220-1728.3 020509	ALU
1.3 D Multijet →	70	09/09→	➡	→ 05/11	2	24.3220-1728.3 020509	ALU

	kw					! #		
FIAT - LINEA (323_, 110_) 10/06→								
 Radbremszylinder								
1.4	66	12/08→	➔	→ 05/11	2	24.3220-1728.3	020509	ALU
Zubehörsatz, Bremsbacken								
1.3 D Multijet	66	06/07→	➔	07/07→ 05/11		03.0137-9309.2	669309	AP
1.3 JTD Multijet	63	10/06→						
1.4	57	06/07→						
1.3 D Multijet	70	09/09→	➔	→ 05/11		03.0137-9309.2	669309	AP
1.4	66	12/08→						
 Bremstrommel								
1.3 D Multijet	66	06/07→	➔	07/07→ 05/11		24.0222-8018.1	480078	Ø 268 x 48 / 230
1.3 JTD Multijet	63	10/06→						
1.4	57	06/07→						
1.3 D Multijet	70	09/09→	➔	→ 05/11		24.0222-8018.1	480078	Ø 268 x 48 / 230
1.4	66	12/08→						
 Bremsbackensatz								
1.3 D Multijet	66	06/07→	➔	07/07→ 05/11		03.0137-0478.2	650478	AP Ø 228 x 42 + HEB
1.3 JTD Multijet	63	10/06→				03.0520-9020.3	699020	AP Ø 228 x 42 + RZ / + Zub TopKit
1.4	57	06/07→						
1.3 D Multijet	70	09/09→	➔	→ 05/11		03.0137-0478.2	650478	AP Ø 228 x 42 + HEB
1.4	66	12/08→				03.0520-9020.3	699020	AP Ø 228 x 42 + RZ / + Zub TopKit
 Seilzug, Feststellbremse								
1.4 T-Jet	84 - 88	05/07→		→ 05/11; Scheibenbremse; <input type="checkbox"/>		24.3727-0564.2	580564	L= 1.520
1.6 D Multijet	77	06/09→		→ 05/11; Scheibenbremse; <input type="checkbox"/>		24.3727-0565.2	580565	L= 1.528
1.6	81	10/11→		Scheibenbremse; <input type="checkbox"/>		24.3727-0564.2	580564	L= 1.520
				Scheibenbremse; <input type="checkbox"/>		24.3727-0565.2	580565	L= 1.528
FIAT - MAREA (185_) 05/96→12/07								
 Radbremszylinder								
1.2 16V	60	10/98→05/02	➔	04/99→	2	24.3222-1126.3	020358	AP GG
						24.3222-1724.3	020466	ALU
1.4 80 12V	59	09/96→05/02	➔	04/97→	2	24.3222-1126.3	020358	AP GG
1.6 100 16V	76	09/96→05/02				24.3222-1724.3	020466	ALU
1.8 115 16V	83	09/96→05/02						
1.9 TD 100	74	05/96→12/02	➔	→ 03/97	2	24.3222-1707.3	020104	BDX GG
1.9 TD 75	55	09/96→05/02						
1.6	68 - 78	03/99→12/07	➔		2	24.3222-1126.3	020358	AP GG
						24.3222-1724.3	020466	ALU
1.6 100 16V Bipower	76	04/99→05/02						
1.6 16V	75	04/97→02/99						
1.6 SX	72	09/00→08/02						
1.9 JTD 105	77	12/98→12/02						
1.9 JTD 110	81	09/00→08/02						
1.9 JTD	79	01/01→12/07	➔	→ 12/02	2	24.3222-1126.3	020358	AP GG
						24.3222-1724.3	020466	ALU
Zubehörsatz, Bremsbacken								
1.2 16V	60	10/98→05/02	➔	04/99→		03.0137-9244.2	669244	AP
1.4 80 12V	59	09/96→05/02	➔	→ 03/97		03.0137-9125.2	669125	BDX
1.6 100 16V	76	09/96→05/02						
1.8 115 16V	83	09/96→05/02	➔	04/97→		03.0137-9244.2	669244	AP
1.9 TD 100	74	05/96→12/02						
1.9 TD 75	55	09/96→05/02						
1.6	68 - 78	03/99→12/07	➔			03.0137-9244.2	669244	AP
1.6 100 16V Bipower	76	04/99→05/02						
1.6 16V	75	04/97→02/99						
1.6 SX	72	09/00→08/02						
1.9 JTD 105	77	12/98→12/02						
1.9 JTD 110	81	09/00→08/02						
1.9 JTD	79	01/01→12/07	➔	→ 12/02		03.0137-9244.2	669244	AP
 Bremstrommel								
1.2 16V	60	10/98→05/02	➔	04/99→		24.0220-3007.1	480064	Ø 249,5 x 48,5 / 204,7
1.4 80 12V	59	09/96→05/02	➔			24.0220-3007.1	480064	Ø 249,5 x 48,5 / 204,7
1.6	68 - 78	03/99→12/07						
1.6 100 16V	76	09/96→05/02						
1.6 100 16V Bipower	76	04/99→05/02						


























	kw					! #		
FIAT - MAREA (185_) 05/96→12/07								
Bremstrommel								
1.6 16V	75	04/97→02/99	➔				24.0220-3007.1 480064	Ø 249,5 x 48,5 / 204,7
1.6 SX	72	09/00→08/02						
1.8 115 16V	83	09/96→05/02						
1.9 JTD 105	77	12/98→12/02						
1.9 JTD 110	81	09/00→08/02						
1.9 TD 100	74	05/96→12/02						
1.9 TD 75	55	09/96→05/02						
1.9 JTD	79	01/01→12/07	➔	→ 12/02			24.0220-3007.1 480064	Ø 249,5 x 48,5 / 204,7
Bremsbackensatz								
1.2 16V	60	10/98→05/02	➔	04/99→			03.0137-0345.2 650345 03.0520-6822.3 696822	AP Ø 203 x 38 + HEB AP Ø 203 x 38 + RZ / + Zub TopKit
1.4 80 12V	59	09/96→05/02	➔	→ 03/97			03.0137-0262.2 650262 03.0520-6722.3 696722	BDX Ø 203 x 39 BDX Ø 203 x 39 + RZ / + Zub TopKit
1.6 100 16V	76	09/96→05/02						
1.8 115 16V	83	09/96→05/02						
1.9 TD 100	74	05/96→12/02						
1.9 TD 75	55	09/96→05/02					03.0525-0008.3 EQ0008	BDX Ø 203 x 39 - RZ / + Zub Easy Quick
			➔	04/97→			03.0137-0345.2 650345 03.0520-6822.3 696822	AP Ø 203 x 38 + HEB AP Ø 203 x 38 + RZ / + Zub TopKit
1.6	68 - 78	03/99→12/07	➔				03.0137-0345.2 650345 03.0520-6822.3 696822	AP Ø 203 x 38 + HEB AP Ø 203 x 38 + RZ / + Zub TopKit
1.6 100 16V Bipower	76	04/99→05/02						
1.6 16V	75	04/97→02/99						
1.6 SX	72	09/00→08/02						
1.9 JTD 105	77	12/98→12/02						
1.9 JTD 110	81	09/00→08/02						
1.9 JTD	79	01/01→12/07	➔	→ 12/02			03.0137-0345.2 650345 03.0520-6822.3 696822	AP Ø 203 x 38 + HEB AP Ø 203 x 38 + RZ / + Zub TopKit
Seilzug, Feststellbremse								
1.2 16V	60	10/98→05/02		04/99→; Trommelbremse; <input type="checkbox"/>			24.3727-0539.2 580539	L= 1.428
				04/99→; Trommelbremse; <input type="checkbox"/>			24.3727-0540.2 580540	L= 1.383
1.4 80 12V	59	09/96→05/02		+ ABS; Trommelbremse; <input type="checkbox"/>			24.3727-0539.2 580539	L= 1.428
				+ ABS; Trommelbremse; <input type="checkbox"/>			24.3727-0540.2 580540	L= 1.383
1.6	68 - 78	03/99→12/07		Trommelbremse; <input type="checkbox"/>			24.3727-0539.2 580539	L= 1.428
1.6 100 16V	76	09/96→05/02		Trommelbremse; <input type="checkbox"/>			24.3727-0540.2 580540	L= 1.383
1.6 100 16V Bipower	76	04/99→05/02						
1.6 16V	75	04/97→02/99						
1.6 SX	72	09/00→08/02						
1.8 115 16V	83	09/96→05/02						
1.9 JTD 105	77	12/98→12/02						
1.9 JTD 110	81	09/00→08/02						
1.9 TD 100	74	05/96→12/02						
1.9 TD 75	55	09/96→05/02						
1.9 JTD	79	01/01→12/07		→ 12/02; Trommelbremse; <input type="checkbox"/>			24.3727-0539.2 580539	L= 1.428
				→ 12/02; Trommelbremse; <input type="checkbox"/>			24.3727-0540.2 580540	L= 1.383
FIAT - MAREA Weekend (185_) 09/96→12/07								
Radbremsszylinder								
1.2 16V	60	10/98→05/02	➔	04/99→	2	24.3222-1126.3 020358 24.3222-1724.3 020466	AP GG ALU	
1.4 80 12V	59	09/96→05/02	➔	04/97→	2	24.3222-1126.3 020358 24.3222-1724.3 020466	AP GG ALU	
			➔	→ 03/97	2	24.3222-1707.3 020104	BDX GG	
1.6	76	09/00→08/02	➔		2	24.3220-1116.3 020313	GG	
1.6 100 16V	76	09/96→05/02						
1.8 115 16V	83	09/96→05/02						
1.9 JTD 105	77	12/98→12/02						
1.9 JTD 110	81	09/00→08/02						
1.9 TD 100	74	09/96→06/03						
1.9 TD 75	55	09/96→05/02						
Zubehörsatz, Bremsbacken								
1.2 16V	60	10/98→05/02	➔	04/99→			03.0137-9244.2 669244	AP
1.4 80 12V	59	09/96→05/02	➔	→ 03/97			03.0137-9125.2 669125	BDX
			➔	04/97→			03.0137-9244.2 669244	AP
→								













	kw					! #			
FIAT - MAREA Weekend (185_) 09/96→12/07									
Zubehörsatz, Bremsbacken									
1.6	76	09/00→08/02	➔				03.0137-9234.2	669234	
1.9 JTD 105	77	12/98→12/02							
1.9 JTD 110	81	09/00→08/02							
1.6 100 16V	76	09/96→05/02	➔	→ 03/97			03.0137-9081.2	669081	
1.8 115 16V	83	09/96→05/02							
1.9 TD 100	74	09/96→06/03	➔	04/97→			03.0137-9234.2	669234	
1.9 TD 75	55	09/96→05/02							
 Bremstrommel									
1.2 16V	60	10/98→05/02	➔	04/99→			24.0220-3007.1	480064	Ø 249,5 x 48,5 / 204,7
1.4 80 12V	59	09/96→05/02	➔				24.0220-3007.1	480064	Ø 249,5 x 48,5 / 204,7
1.6	76	09/00→08/02	➔				24.0222-8018.1	480078	Ø 268 x 48 / 230
1.6 100 16V	76	09/96→05/02							
1.8 115 16V	83	09/96→05/02							
1.9 JTD 105	77	12/98→12/02							
1.9 JTD 110	81	09/00→08/02							
1.9 TD 100	74	09/96→06/03							
1.9 TD 75	55	09/96→05/02							
 Bremsbackensatz									
1.2 16V	60	10/98→05/02	➔	04/99→			03.0137-0345.2	650345	AP Ø 203 x 38 + HEB
							03.0520-6822.3	696822	AP Ø 203 x 38 + RZ / + Zub TopKit
1.4 80 12V	59	09/96→05/02	➔	→ 03/97			03.0137-0262.2	650262	BDX Ø 203 x 39
							03.0520-6722.3	696722	BDX Ø 203 x 39 + RZ / + Zub TopKit
							03.0525-0008.3	EQ0008	BDX Ø 203 x 39 - RZ / + Zub Easy Quick
			➔	04/97→			03.0137-0345.2	650345	AP Ø 203 x 38 + HEB
							03.0520-6822.3	696822	AP Ø 203 x 38 + RZ / + Zub TopKit
1.6	76	09/00→08/02	➔				03.0137-0352.2	650352	Ø 228 x 43 + HEB
1.9 JTD 105	77	12/98→12/02					03.0520-7820.3	697820	AP Ø 228 x 43 + RZ / + Zub TopKit
1.9 JTD 110	81	09/00→08/02							
1.6 100 16V	76	09/96→05/02	➔	→ 03/97			03.0137-0208.2	650208	Ø 228 x 42 + HEB
1.8 115 16V	83	09/96→05/02					03.0420-4520.3	684520	Ø 228 x 42 + RZ / + Zub Kit
1.9 TD 100	74	09/96→06/03							
1.9 TD 75	55	09/96→05/02	➔	04/97→			03.0137-0352.2	650352	Ø 228 x 43 + HEB
							03.0520-7820.3	697820	AP Ø 228 x 43 + RZ / + Zub TopKit
 Seilzug, Feststellbremse									
1.2 16V	60	10/98→05/02		04/99→; Trommelbremse; <input type="checkbox"/>			24.3727-0539.2	580539	L= 1.428
				04/99→; Trommelbremse; <input type="checkbox"/>			24.3727-0540.2	580540	L= 1.383
1.4 80 12V	59	09/96→05/02		Trommelbremse; <input type="checkbox"/>			24.3727-0539.2	580539	L= 1.428
				Trommelbremse; <input type="checkbox"/>			24.3727-0540.2	580540	L= 1.383
1.6	76	09/00→08/02		Trommelbremse; <input type="checkbox"/>			24.3727-0542.2	580542	L= 1.404
1.6 100 16V	76	09/96→05/02		Trommelbremse; <input type="checkbox"/>			24.3727-0543.2	580543	L= 1.459
1.8 115 16V	83	09/96→05/02							
1.9 TD 100	74	09/96→06/03							
1.9 TD 75	55	09/96→05/02							
1.9 JTD 105	77	12/98→12/02		Trommelbremse; <input type="checkbox"/>			24.3727-0539.2	580539	L= 1.428
1.9 JTD 110	81	09/00→08/02					24.3727-0543.2	580543	L= 1.459
				Trommelbremse; <input type="checkbox"/>			24.3727-0540.2	580540	L= 1.383
							24.3727-0542.2	580542	L= 1.404
FIAT - MULTIPLA (186_) 04/99→06/10									
 Radbremszylinder									
1.6	68 -	09/00→06/10	➔			2	24.3220-1116.3	020313	GG
1.6 100 16V	76	04/99→06/10							
1.6 16V	70	04/02→06/10							
1.6 16V Bipower	76	04/99→06/10							
1.6 16V Blupower	70	04/99→06/10							
1.6 16V GPL	76	10/01→06/10							
1.6 Natural Power	77	11/08→06/10							
1.9 JTD	88	04/02→06/10							
1.9 JTD 105	77	04/99→06/10							
1.9 JTD 110	81	03/01→07/02							
1.9 JTD 115	85	07/02→06/10							




























	kW					! #		
FIAT - MULTIPLA (186_) 04/99→06/10								
Zubehörsatz, Bremsbacken								
1.6	68 -	09/00→06/10	➔			03.0137-9234.2	669234	
	76							
1.6 100 16V	76	04/99→06/10						
1.6 16V	70	04/02→06/10						
1.6 16V Bipower	76	04/99→06/10						
1.6 16V Blupower	70	04/99→06/10						
1.6 16V GPL	76	10/01→06/10						
1.6 Natural Power	77	11/08→06/10						
1.9 JTD	88	04/02→06/10						
1.9 JTD 105	77	04/99→06/10						
1.9 JTD 110	81	03/01→07/02						
1.9 JTD 115	85	07/02→06/10						
Bremstrommel								
1.6	68 -	09/00→06/10	➔			24.0222-8018.1	480078	Ø 268 x 48 / 230
	76							
1.6 100 16V	76	04/99→06/10						
1.6 16V	70	04/02→06/10						
1.6 16V Bipower	76	04/99→06/10						
1.6 16V Blupower	70	04/99→06/10						
1.6 16V GPL	76	10/01→06/10						
1.6 Natural Power	77	11/08→06/10						
1.9 JTD	88	04/02→06/10						
1.9 JTD 105	77	04/99→06/10						
1.9 JTD 110	81	03/01→07/02						
1.9 JTD 115	85	07/02→06/10						
Bremsbackensatz								
1.6	68 -	09/00→06/10	➔			03.0137-0352.2	650352	Ø 228 x 43 + HEB
	76					03.0520-7820.3	697820	AP Ø 228 x 43 + RZ / + Zub TopKit
1.6 100 16V	76	04/99→06/10						
1.6 16V	70	04/02→06/10						
1.6 16V Bipower	76	04/99→06/10						
1.6 16V Blupower	70	04/99→06/10						
1.6 16V GPL	76	10/01→06/10						
1.6 Natural Power	77	11/08→06/10						
1.9 JTD	88	04/02→06/10						
1.9 JTD 105	77	04/99→06/10						
1.9 JTD 110	81	03/01→07/02						
1.9 JTD 115	85	07/02→06/10						
Seilzug, Feststellbremse								
1.6	68	05/04→08/05		<input type="checkbox"/>		24.3727-0551.2	580551	L= 2.014
1.6 16V	70	04/02→06/10		<input type="checkbox"/>		24.3727-0552.2	580552	L= 1.143
1.6 16V Bipower	76	04/99→06/10						
1.6 16V Blupower	70	04/99→06/10						
1.6 Natural Power	77	11/08→06/10						
1.6	76	09/00→06/10		→ 02/01; <input type="checkbox"/>		24.3727-0550.2	580550	L= 1.165
				→ 02/01; <input type="checkbox"/>		24.3727-0551.2	580551	L= 2.014
1.6 100 16V	76	04/99→06/10		→ 02/02; <input type="checkbox"/>		24.3727-0550.2	580550	L= 1.165
1.6 16V GPL	76	10/01→06/10		→ 02/02; <input type="checkbox"/>		24.3727-0551.2	580551	L= 2.014
1.9 JTD 105	77	04/99→06/10						
1.9 JTD 110	81	03/01→07/02						
FIAT - MULTIPLA VAN (186_) 04/99→06/10								
Radbremszylinder								
1.9 JTD	85 -	04/02→06/10	➔			24.3220-1116.3	020313	GG
	88							
Bipower	76	10/01→06/10						
Zubehörsatz, Bremsbacken								
1.9 JTD	85 -	04/02→06/10	➔			03.0137-9234.2	669234	
	88							
Bipower	76	10/01→06/10						
Bremstrommel								
1.9 JTD	85 -	04/02→06/10	➔			24.0222-8018.1	480078	Ø 268 x 48 / 230
	88							
Bipower	76	10/01→06/10						
Bremsbackensatz								
1.9 JTD	85 -	04/02→06/10	➔			03.0137-0352.2	650352	Ø 228 x 43 + HEB
	88					03.0520-7820.3	697820	AP Ø 228 x 43 + RZ / + Zub TopKit
Bipower	76	10/01→06/10						
Seilzug, Feststellbremse								
Bipower	76	10/01→06/10		<input type="checkbox"/>		24.3727-0551.2	580551	L= 2.014
➔								










	kW					! #		
FIAT - MULTIPLA VAN (186_) 04/99→06/10								
 Seilzug, Feststellbremse								
Bipower	76	10/01→06/10	<input type="checkbox"/>			24.3727-0552.2	580552	L= 1.143
FIAT - PALIO (178_, 171_) 04/96→								
 Radbremszylinder								
1.0	45 - 56	04/96→10/03	➔			2	24.3220-1116.3	020313 GG
1.1	40	07/97→10/03						
1.2	50	06/99→10/00						
1.4	63	10/02→10/04						
1.2	44	07/97→08/02	➔	10/97→		2	24.3220-1116.3	020313 GG
1.7 D	42	04/96→09/02						
1.2	54 - 59	06/98→	➔	→ 12/06		2	24.3220-1116.3	020313 GG
1.5	62	06/04→						
1.7 TD	51 - 53	09/01→						
Zubehörsatz, Bremsbacken								
1.0	45 - 56	04/96→10/03	➔				03.0137-9234.2	669234
1.1	40	07/97→10/03						
1.2	50	06/99→10/00						
1.4	63	10/02→10/04						
1.2	44	07/97→08/02	➔	10/97→			03.0137-9234.2	669234
1.7 D	42	04/96→09/02						
1.2	54 - 59	06/98→	➔	→ 12/06			03.0137-9234.2	669234
1.5	62	06/04→						
1.7 TD	51 - 53	09/01→						
 Bremstrommel								
1.0	45 - 56	04/96→10/03	➔				24.0222-8018.1	480078 Ø 268 x 48 / 230
1.1	40	07/97→10/03						
1.2	50	06/99→10/00						
1.4	63	10/02→10/04						
1.2	44	07/97→08/02	➔	10/97→			24.0222-8018.1	480078 Ø 268 x 48 / 230
1.7 D	42	04/96→09/02						
1.2	54 - 59	06/98→	➔	→ 12/06			24.0222-8018.1	480078 Ø 268 x 48 / 230
1.5	62	06/04→						
1.7 TD	51 - 53	09/01→						
1.4	51	04/96→10/02	➔	02/98→			24.0218-5002.1	480117 Ø 219 x 36,5 / 186,8
1.4 Cat	51	04/96→08/01						
1.6 16V	74	04/96→10/02						
 Bremsbackensatz								
1.0	45 - 56	04/96→10/03	➔				03.0137-0352.2	650352 Ø 228 x 43 + HEB
1.1	40	07/97→10/03					03.0520-7820.3	697820 AP Ø 228 x 43 + RZ / + Zub TopKit
1.2	50	06/99→10/00						
1.4	63	10/02→10/04						
1.2	44	07/97→08/02	➔	10/97→			03.0137-0352.2	650352 Ø 228 x 43 + HEB
1.7 D	42	04/96→09/02					03.0520-7820.3	697820 AP Ø 228 x 43 + RZ / + Zub TopKit
1.2	54 - 59	06/98→	➔	→ 12/06			03.0137-0352.2	650352 Ø 228 x 43 + HEB
1.5	62	06/04→					03.0520-7820.3	697820 AP Ø 228 x 43 + RZ / + Zub TopKit
1.7 TD	51 - 53	09/01→						
FIAT - PALIO Weekend (178_, 173_, 373_, 374_, 171_) 04/96→								
 Radbremszylinder								
1.2	44 - 54	04/96→10/04	➔	10/97→		2	24.3220-1116.3	020313 GG
1.6 16V	74	06/96→02/01						
1.7 TD	51	04/96→03/01						
1.2	50 - 59	06/99→10/04	➔			2	24.3220-1116.3	020313 GG
1.4	51 - 57	07/97→						
1.5	62	02/02→	➔	→ 12/06		2	24.3220-1116.3	020313 GG
1.6 16V	76	02/01→01/12						
1.9 D	46	03/01→						
1.9 JTD	59	09/01→						
→								













	kw			 	! #		
FIAT - PALIO Weekend (178_, 173_, 373_, 374_, 171_) 04/96→							
Zubehörsatz, Bremsbacken							
1.2 1.6 16V 1.7 TD	44 - 54 74 51	04/96→10/04 06/96→02/01 04/96→03/01	➡	10/97→		03.0137-9234.2 669234	
1.2 1.4	50 - 59 51 - 57	06/99→10/04 07/97→	➡			03.0137-9234.2 669234	
1.5 1.6 16V 1.9 D 1.9 JTD	62 76 46 59	02/02→ 02/01→01/12 03/01→ 09/01→	➡	→ 12/06		03.0137-9234.2 669234	
 Bremstrommel							
1.2 1.6 16V 1.7 TD	44 - 54 74 51	04/96→10/04 06/96→02/01 04/96→03/01	➡	10/97→		24.0222-8018.1 480078	Ø 268 x 48 / 230
1.2 1.4	50 - 59 51 - 57	06/99→10/04 07/97→	➡			24.0222-8018.1 480078	Ø 268 x 48 / 230
1.5 1.6 16V 1.9 D 1.9 JTD	62 76 46 59	02/02→ 02/01→01/12 03/01→ 09/01→	➡	→ 12/06		24.0222-8018.1 480078	Ø 268 x 48 / 230
 Bremsbackensatz							
1.2 1.6 16V 1.7 TD	44 - 54 74 51	04/96→10/04 06/96→02/01 04/96→03/01	➡	10/97→		03.0137-0352.2 650352 03.0520-7820.3 697820	Ø 228 x 43 + HEB AP Ø 228 x 43 + RZ / + Zub TopKit
1.2 1.4	50 - 59 51 - 57	06/99→10/04 07/97→	➡			03.0137-0352.2 650352 03.0520-7820.3 697820	Ø 228 x 43 + HEB AP Ø 228 x 43 + RZ / + Zub TopKit
1.5 1.6 16V 1.9 D 1.9 JTD	62 76 46 59	02/02→ 02/01→01/12 03/01→ 09/01→	➡	→ 12/06		03.0137-0352.2 650352 03.0520-7820.3 697820	Ø 228 x 43 + HEB AP Ø 228 x 43 + RZ / + Zub TopKit
FIAT - PANDA / PANDA CLASSIC (169_) 09/03→							
 Radbremszylinder							
1.1 1.2	40 44 - 51	09/03→ 09/03→	➡	→ 06/13; - ABS	2	24.3220-1107.3 020218	AP GG
1.3 D Multijet	51 - 55	09/03→	➡	→ 05/10; + ABS	2	24.3220-1108.3 020219	BDX GG
			➡	06/10→ 06/13; + ABS	2	24.3220-1738.3 020545 24.3220-1757.3 020605	ALU ALU
1.2 LPG	44 - 51	04/09→	➡	→ 06/13	2	24.3220-1728.3 020509	ALU
1.2 Natural Power	44	01/07→12/11	➡		2	24.3220-1728.3 020509	ALU
1.4 Natural Power	57	09/10→08/13	➡	→ 06/13; - ABS	2	24.3220-1107.3 020218	AP GG
			➡	→ 06/13	2	24.3220-1728.3 020509	ALU
Zubehörsatz, Bremsbacken							
1.1 1.2	40 44 - 51	09/03→ 09/03→	➡	→ 06/13; - ABS		03.0137-9179.2 669179	AP
1.3 D Multijet	51 - 55	09/03→	➡	06/10→ 06/13		03.0137-9247.2 669247	AP
			➡	→ 05/10; + ABS		03.0137-9303.2 669303	BOS
1.2 LPG	44 - 51	04/09→	➡	→ 06/13		03.0137-9310.2 669310	AP
1.2 Natural Power	44	01/07→12/11	➡			03.0137-9310.2 669310	AP
1.4 Natural Power	57	09/10→08/13	➡	→ 06/13; - ABS		03.0137-9179.2 669179	AP
			➡	→ 06/13		03.0137-9310.2 669310	AP
 Bremstrommel							
1.1 1.2 1.3 D Multijet	40 44 - 51 51 - 55	09/03→ 09/03→ 09/03→	➡	→ 06/13		24.0218-0011.1 480006	Ø 214 x 40 / 181,4
1.2 LPG 1.2 Natural Power	44 - 51 44	04/09→ 01/07→12/11	➡			24.0220-3007.1 480064	Ø 249,5 x 48,5 / 204,7
→							












	kw					! #		
FIAT - PANDA / PANDA CLASSIC (169_) 09/03→								
 Bremstrommel								
1.4 Natural Power	57	09/10→08/13	➡	→ 06/13		24.0218-0011.1	480006	Ø 214 x 40 / 181,4
			➡			24.0220-3007.1	480064	Ø 249,5 x 48,5 / 204,7
 Bremsbackensatz								
1.1	40	09/03→	➡	→ 06/13; - ABS		03.0137-0434.2	650434	AP Ø 180 x 32 + HEB
1.2	44 - 51	09/03→				03.0520-7420.3	697420	AP Ø 180 x 32 + RZ / + Zub TopKit
1.3 D Multijet	51 - 55	09/03→	➡	→ 05/10; + ABS		03.0137-0462.2	650462	BOS Ø 180 x 32 + HEB
			➡	→ 06/10→ 06/13; + ABS		03.0520-8220.3	698220	BOS Ø 180 x 32 + RZ / + Zub TopKit
			➡			03.0137-0506.2	650506	Ø 180 x 32 + HEB
			➡			03.0521-0520.3	690112	Ø 180 x 32 + RZ / + Zub TopKit
1.2 LPG	44 - 51	04/09→	➡	→ 06/13		03.0137-0479.2	650479	AP Ø 203 x 38 + HEB
						03.0520-9220.3	699220	AP Ø 203 x 38 + RZ / + Zub TopKit
1.2 Natural Power	44	01/07→12/11	➡			03.0137-0479.2	650479	AP Ø 203 x 38 + HEB
						03.0520-9220.3	699220	AP Ø 203 x 38 + RZ / + Zub TopKit
1.4 Natural Power	57	09/10→08/13	➡	→ 06/13; - ABS		03.0137-0434.2	650434	AP Ø 180 x 32 + HEB
						03.0520-7420.3	697420	AP Ø 180 x 32 + RZ / + Zub TopKit
			➡	→ 06/13		03.0137-0479.2	650479	AP Ø 203 x 38 + HEB
						03.0520-9220.3	699220	AP Ø 203 x 38 + RZ / + Zub TopKit
 Seilzug, Feststellbremse								
1.1	40	09/03→		→ 06/13; Trommelbremse; <input type="checkbox"/>		24.3727-0556.2	580556	L= 1.405
1.2	44 - 51	09/03→		→ 06/13; Trommelbremse; <input type="checkbox"/>		24.3727-0557.2	580557	L= 1.435
1.3 D Multijet	51 - 55	09/03→						
1.4 Natural Power	57	09/10→08/13						
FIAT - PANDA (141_) 03/80→07/04								
 Radbremszylinder								
1000 i.e. Cat	33	10/87→08/98	➡	→ 12/92	2	24.3219-0803.3	020183	GG
			➡		2	24.3219-0803.3	020183	GG
1100	37	05/91→12/99	➡		2	24.3219-0803.3	020183	GG
1100	40	02/95→09/03	➡	→ 12/02	2	24.3219-0803.3	020183	GG
1100 4x4	40	02/95→07/04						
1100 Trekking 4x4	37	10/91→07/04						
650	22	01/82→07/04	➡	→ 12/85; 6261412→	2	24.3219-0803.3	020183	GG
750	25	01/86→10/03	➡	→ 12/97	2	24.3219-0803.3	020183	GG
Zubehörsatz, Bremsbacken								
1000 i.e. Cat	33	10/87→08/98	➡			03.0137-9021.2	669021	Fiat
			➡	→ 12/92		03.0137-9021.2	669021	Fiat
1100	37	05/91→12/99	➡			03.0137-9021.2	669021	Fiat
1100	40	02/95→09/03	➡	→ 12/02		03.0137-9021.2	669021	Fiat
1100 4x4	40	02/95→07/04						
1100 Trekking 4x4	37	10/91→07/04						
650	22	01/82→07/04	➡	→ 12/85		03.0137-9021.2	669021	Fiat
750	25	01/86→10/03	➡	→ 12/97		03.0137-9021.2	669021	Fiat
 Bremstrommel								
1000 i.e. Cat	33	10/87→08/98	➡			24.0218-5001.1	480012	Ø 219 x 37 / 186,8
			➡	→ 12/92		24.0218-5001.1	480012	Ø 219 x 37 / 186,8
1100	37	05/91→12/99	➡			24.0218-5001.1	480012	Ø 219 x 37 / 186,8
1100	40	02/95→09/03	➡	→ 12/02		24.0218-5001.1	480012	Ø 219 x 37 / 186,8
1100 4x4	40	02/95→07/04						
1100 Trekking 4x4	37	10/91→07/04						
650	22	01/82→07/04	➡	→ 12/85		24.0218-5001.1	480012	Ø 219 x 37 / 186,8
750	25	01/86→10/03	➡	→ 12/97		24.0218-5001.1	480012	Ø 219 x 37 / 186,8
→								











	kw					! #		
FIAT - PANDA (141_) 03/80→07/04								
 Bremsbackensatz								
1000 i.e. Cat	33	10/87→08/98	➔				03.0137-0015.2 650015 03.0137-0273.2 650273 03.0420-0319.3 680319	Fiat Ø 185 x 31 AP Ø 185 x 31 Fiat Ø 185 x 31 + RZ / + Zub Kit
			➔	→ 12/92			03.0137-0015.2 650015 03.0137-0273.2 650273 03.0420-0319.3 680319	Fiat Ø 185 x 31 AP Ø 185 x 31 Fiat Ø 185 x 31 + RZ / + Zub Kit
1100	37	05/91→12/99	➔				03.0137-0015.2 650015 03.0137-0273.2 650273 03.0420-0319.3 680319	Fiat Ø 185 x 31 AP Ø 185 x 31 Fiat Ø 185 x 31 + RZ / + Zub Kit
1100 1100 4x4 1100 Trekking 4x4	40 40 37	02/95→09/03 02/95→07/04 10/91→07/04	➔	→ 12/02			03.0137-0015.2 650015 03.0137-0273.2 650273 03.0420-0319.3 680319	Fiat Ø 185 x 31 AP Ø 185 x 31 Fiat Ø 185 x 31 + RZ / + Zub Kit
650	22	01/82→07/04	➔	→ 12/85			03.0137-0015.2 650015	Fiat Ø 185 x 31
			➔	→ 12/85; 6261412→			03.0420-0319.3 680319	Fiat Ø 185 x 31 + RZ / + Zub Kit
750	25	01/86→10/03	➔	→ 12/97			03.0137-0015.2 650015 03.0137-0273.2 650273 03.0420-0319.3 680319	Fiat Ø 185 x 31 AP Ø 185 x 31 Fiat Ø 185 x 31 + RZ / + Zub Kit
 Seilzug, Feststellbremse								
1000 i.e. Cat	33	10/87→08/98		Trommelbremse; ⚠		1	24.3727-0519.2 580519	L= 2.385
				→ 12/92; Trommelbremse; ⚠		1	24.3727-0519.2 580519	L= 2.385
1100	37	05/91→12/99		Trommelbremse; ⚠		1	24.3727-0519.2 580519	L= 2.385
1100	40	02/95→09/03		→ 12/02; Trommelbremse; ⚠		1	24.3727-0519.2 580519	L= 2.385
1100 4x4 1100 Trekking 4x4	40 37	02/95→07/04 10/91→07/04		→ 12/02; Trommelbremse; ⚠		1	24.3727-0503.2 580503	L= 2.670
650	22	01/82→07/04		→ 12/85; Trommelbremse; ⚠		1	24.3727-0503.2 580503	L= 2.670
750	25	01/86→10/03		→ 12/97; Trommelbremse; ⚠		1	24.3727-0519.2 580519	L= 2.385
FIAT - PANDA (312_, 319_) 02/12→								
 Radbremszylinder								
0.9 0.9 Natural Power 1.0 Mild Hybrid 1.2 1.2 LPG 1.3 D Multijet	44 - 63 51 - 63 51 51 51 55 - 70	02/12→ 07/12→	➔			2	24.3220-1728.3 020509	ALU
Zubehörsatz, Bremsbacken								
0.9 0.9 Natural Power 1.2 1.2 LPG 1.3 D Multijet	44 - 63 51 - 63 51 51 55 - 70	02/12→ 07/12→	➔				03.0137-9310.2 669310	AP
1.0 Mild Hybrid	51	01/20→	➔				03.0137-9296.2 669296 03.0137-9309.2 669309 03.0137-9310.2 669310	AP AP AP
 Bremsbackensatz								
0.9 0.9 Natural Power 1.0 Mild Hybrid 1.2 1.2 LPG 1.3 D Multijet	44 - 63 51 - 63 51 51 55 - 70	02/12→ 07/12→	➔				03.0137-0479.2 650479 03.0521-0620.3 690111	AP Ø 203 x 38 + HEB Ø 203 x 39 + RZ / + Zub TopKit
FIAT - PANDA Kasten/Schrägheck (141_) 01/86→02/04								
 Radbremszylinder								
1.1 1.1 4x4 1000 i.e ➔	40 40 33	09/00→02/04 09/00→02/04 08/92→02/04	➔	→ 12/02			24.3219-0803.3 020183	GG




















	kw					! #		
FIAT - PANDA Kasten/Schrägheck (141_) 01/86→02/04								
Zubehörsatz, Bremsbacken								
1.1 1.1 4x4 1000 i.e	40 40 33	09/00→02/04 09/00→02/04 08/92→02/04	➡	→ 12/02			03.0137-9021.2 669021	Fiat
 Bremstrommel								
1.1 1.1 4x4 1000 i.e	40 40 33	09/00→02/04 09/00→02/04 08/92→02/04	➡	→ 12/02			24.0218-5001.1 480012	Ø 219 x 37 / 186,8
 Bremsbackensatz								
1.1 1.1 4x4 1000 i.e	40 40 33	09/00→02/04 09/00→02/04 08/92→02/04	➡	→ 12/02			03.0137-0015.2 650015 03.0137-0273.2 650273 03.0420-0319.3 680319	Fiat Ø 185 x 31 AP Ø 185 x 31 Fiat Ø 185 x 31 + RZ / + Zub Kit
 Seilzug, Feststellbremse								
1.1 1000 i.e	40 33	09/00→02/04 08/92→02/04		→ 12/02; Trommelbremse; 	1	24.3727-0519.2 580519		L= 2.385
1.1 4x4	40	09/00→02/04		→ 12/02; Trommelbremse; 	1	24.3727-0503.2 580503		L= 2.670
FIAT - PANDA Kasten/Schrägheck (169_) 03/04→								
 Radbremszylinder								
1.1 1.2 1.3 D Multijet	40 44 51	09/04→ 09/04→ 03/04→	➡	→ 06/13; - ABS		24.3220-1107.3 020218		AP GG
			➡	→ 05/10; + ABS		24.3220-1108.3 020219		BDX GG
			➡	06/10→ 06/13; + ABS		24.3220-1738.3 020545 24.3220-1757.3 020605		ALU ALU
1.2	51	09/10→	➡	→ 06/13; - ABS		24.3220-1107.3 020218		AP GG
			➡	→ 06/13; + ABS		24.3220-1738.3 020545 24.3220-1757.3 020605		ALU ALU
1.2 Bipower	44	09/04→12/11	➡	- ABS		24.3220-1107.3 020218		AP GG
			➡	→ 05/10; + ABS		24.3220-1108.3 020219		BDX GG
			➡	06/10→; + ABS		24.3220-1738.3 020545 24.3220-1757.3 020605		ALU ALU
1.2 LPG	44	04/09→	➡	→ 06/13		24.3220-1728.3 020509		ALU
1.2 LPG	51	09/10→	➡	11/10→ 06/13		24.3220-1728.3 020509		ALU
1.2 Natural Power	44	01/07→11/09	➡			24.3220-1728.3 020509		ALU
1.3 D Multijet	55	01/06→	➡	06/06→ 06/13; - ABS		24.3220-1107.3 020218		AP GG
			➡	06/06→ 05/10; + ABS		24.3220-1108.3 020219		BDX GG
			➡	06/10→ 06/13; + ABS		24.3220-1738.3 020545 24.3220-1757.3 020605		ALU ALU
1.4 Natural Power	57	10/09→	➡	→ 06/13; - ABS		24.3220-1107.3 020218		AP GG
			➡	→ 05/10; + ABS		24.3220-1108.3 020219		BDX GG
			➡	06/10→ 06/13		24.3220-1728.3 020509		ALU
Zubehörsatz, Bremsbacken								
1.1 1.2 1.3 D Multijet	40 44 51	09/04→ 09/04→ 03/04→	➡	→ 06/13; - ABS		03.0137-9179.2 669179		AP
			➡	06/10→ 06/13		03.0137-9247.2 669247		AP
			➡	→ 05/10; + ABS		03.0137-9303.2 669303		BOS
1.2	51	09/10→	➡	→ 06/13; - ABS		03.0137-9179.2 669179		AP
			➡	→ 06/13		03.0137-9247.2 669247		AP
1.2 Bipower	44	09/04→12/11	➡	- ABS		03.0137-9179.2 669179		AP
			➡	06/10→		03.0137-9247.2 669247		AP
			➡	→ 05/10; + ABS		03.0137-9303.2 669303		BOS
1.2 LPG	44	04/09→	➡	→ 06/13		03.0137-9310.2 669310		AP
1.2 LPG	51	09/10→	➡	11/10→ 06/13		03.0137-9310.2 669310		AP
1.2 Natural Power	44	01/07→11/09	➡			03.0137-9310.2 669310		AP
1.3 D Multijet	55	01/06→	➡	06/06→ 06/13; - ABS		03.0137-9179.2 669179		AP
			➡	06/10→ 06/13		03.0137-9247.2 669247		AP
			➡	06/06→ 05/10; + ABS		03.0137-9303.2 669303		BOS
1.4 Natural Power	57	10/09→	➡	→ 06/13; - ABS		03.0137-9179.2 669179		AP
→								













	kw					! #		
FIAT - PANDA Kasten/Schrägheck (169_) 03/04→								
Zubehörsatz, Bremsbacken								
1.4 Natural Power	57	10/09→	➡	→ 05/10; + ABS		03.0137-9303.2	669303	BOS
			➡	06/10→ 06/13		03.0137-9310.2	669310	AP
 Bremstrommel								
1.1	40	09/04→	➡	→ 06/13		24.0218-0011.1	480006	Ø 214 x 40 / 181,4
1.2	44 - 51	09/04→						
1.3 D Multijet	51	03/04→						
1.2 Bipower	44	09/04→12/11	➡			24.0218-0011.1	480006	Ø 214 x 40 / 181,4
1.2 LPG	44 - 51	04/09→	➡			24.0220-3007.1	480064	Ø 249,5 x 48,5 / 204,7
1.2 Natural Power	44	01/07→11/09						
1.3 D Multijet	55	01/06→	➡	06/06→ 06/13		24.0218-0011.1	480006	Ø 214 x 40 / 181,4
1.4 Natural Power	57	10/09→	➡	→ 06/13		24.0218-0011.1	480006	Ø 214 x 40 / 181,4
			➡			24.0220-3007.1	480064	Ø 249,5 x 48,5 / 204,7
 Bremsbackensatz								
1.1	40	09/04→	➡	→ 06/13; - ABS		03.0137-0434.2	650434	AP Ø 180 x 32 + HEB
1.2	44	09/04→				03.0520-7420.3	697420	AP Ø 180 x 32 + RZ / + Zub TopKit
1.3 D Multijet	51	03/04→						
			➡	→ 05/10; + ABS		03.0137-0462.2	650462	BOS Ø 180 x 32 + HEB
						03.0520-8220.3	698220	BOS Ø 180 x 32 + RZ / + Zub TopKit
			➡	06/10→ 06/13; + ABS		03.0137-0506.2	650506	Ø 180 x 32 + HEB
						03.0521-0520.3	690112	Ø 180 x 32 + RZ / + Zub TopKit
1.2	51	09/10→	➡	→ 06/13; - ABS		03.0137-0434.2	650434	AP Ø 180 x 32 + HEB
						03.0520-7420.3	697420	AP Ø 180 x 32 + RZ / + Zub TopKit
			➡	→ 06/13; + ABS		03.0137-0506.2	650506	Ø 180 x 32 + HEB
						03.0521-0520.3	690112	Ø 180 x 32 + RZ / + Zub TopKit
1.2 Bipower	44	09/04→12/11	➡	- ABS		03.0137-0434.2	650434	AP Ø 180 x 32 + HEB
						03.0520-7420.3	697420	AP Ø 180 x 32 + RZ / + Zub TopKit
			➡	→ 05/10; + ABS		03.0137-0462.2	650462	BOS Ø 180 x 32 + HEB
						03.0520-8220.3	698220	BOS Ø 180 x 32 + RZ / + Zub TopKit
			➡	06/10→; + ABS		03.0137-0506.2	650506	Ø 180 x 32 + HEB
						03.0521-0520.3	690112	Ø 180 x 32 + RZ / + Zub TopKit
1.2 LPG	44	04/09→	➡	→ 06/13		03.0137-0479.2	650479	AP Ø 203 x 38 + HEB
						03.0520-9220.3	699220	AP Ø 203 x 38 + RZ / + Zub TopKit
1.2 LPG	51	09/10→	➡	11/10→ 06/13		03.0137-0479.2	650479	AP Ø 203 x 38 + HEB
						03.0520-9220.3	699220	AP Ø 203 x 38 + RZ / + Zub TopKit
1.2 Natural Power	44	01/07→11/09	➡			03.0137-0479.2	650479	AP Ø 203 x 38 + HEB
						03.0520-9220.3	699220	AP Ø 203 x 38 + RZ / + Zub TopKit
1.3 D Multijet	55	01/06→	➡	06/06→ 06/13; - ABS		03.0137-0434.2	650434	AP Ø 180 x 32 + HEB
						03.0520-7420.3	697420	AP Ø 180 x 32 + RZ / + Zub TopKit
			➡	06/06→ 05/10; + ABS		03.0137-0462.2	650462	BOS Ø 180 x 32 + HEB
						03.0520-8220.3	698220	BOS Ø 180 x 32 + RZ / + Zub TopKit
			➡	06/10→ 06/13; + ABS		03.0137-0506.2	650506	Ø 180 x 32 + HEB
						03.0521-0520.3	690112	Ø 180 x 32 + RZ / + Zub TopKit
1.4 Natural Power	57	10/09→	➡	→ 06/13; - ABS		03.0137-0434.2	650434	AP Ø 180 x 32 + HEB
						03.0520-7420.3	697420	AP Ø 180 x 32 + RZ / + Zub TopKit
			➡	→ 05/10; + ABS		03.0137-0462.2	650462	BOS Ø 180 x 32 + HEB
						03.0520-8220.3	698220	BOS Ø 180 x 32 + RZ / + Zub TopKit
			➡	06/10→ 06/13		03.0137-0479.2	650479	AP Ø 203 x 38 + HEB
						03.0520-9220.3	699220	AP Ø 203 x 38 + RZ / + Zub TopKit
→								














	kW			 	! #			
FIAT - PANDA Kasten/Schrägheck (169_) 03/04→								
 Seilzug, Feststellbremse								
1.1	40	09/04→		→ 06/13; Trommelbremse; <input type="checkbox"/>		24.3727-0556.2	580556	L= 1.405
1.2	44 - 51	09/04→		→ 06/13; Trommelbremse; <input type="checkbox"/>		24.3727-0557.2	580557	L= 1.435
1.3 D Multijet	51	03/04→						
1.4 Natural Power	57	10/09→						
1.2 Bipower	44	09/04→12/11		Trommelbremse; <input type="checkbox"/>		24.3727-0556.2	580556	L= 1.405
				Trommelbremse; <input type="checkbox"/>		24.3727-0557.2	580557	L= 1.435
1.3 D Multijet	55	01/06→		06/06→ 06/13; Trommelbremse; <input type="checkbox"/>		24.3727-0556.2	580556	L= 1.405
				06/06→ 06/13; Trommelbremse; <input type="checkbox"/>		24.3727-0557.2	580557	L= 1.435
FIAT - PANDA VAN (312_, 519_) 02/12→								
 Radbremszylinder								
0.9	48 - 63	02/12→	➔			24.3220-1728.3	020509	ALU
0.9 Natural Power	59 - 63	07/12→						
1.2	51	02/12→						
1.2 LPG	51	06/12→						
1.3 D Multijet	55 - 59	02/12→						
Zubehörsatz, Bremsbacken								
0.9	48 - 63	02/12→	➔			03.0137-9310.2	669310	AP
0.9 Natural Power	59 - 63	07/12→						
1.2	51	02/12→						
1.2 LPG	51	06/12→						
1.3 D Multijet	55 - 59	02/12→						
 Bremsbackensatz								
0.9	48 - 63	02/12→	➔			03.0137-0479.2	650479	AP Ø 203 x 38 + HEB
0.9 Natural Power	59 - 63	07/12→				03.0521-0620.3	690111	Ø 203 x 39 + RZ / + Zub TopKit
1.2	51	02/12→						
1.2 LPG	51	06/12→						
1.3 D Multijet	55 - 59	02/12→						
FIAT - PUNTO (176_) 09/93→09/99								
 Radbremszylinder								
1.2 16V	63	04/97→09/99	➔	06/97→	2	24.3220-1107.3	020218	AP GG
						24.3220-1108.3	020219	BDX GG
1.6	65	01/94→04/97	➔	03/94→	2	24.3220-1107.3	020218	AP GG
						24.3220-1108.3	020219	BDX GG
1.7 D	42	04/94→09/97	➔	01/95→ 05/97	2	24.3220-1107.3	020218	AP GG
						24.3220-1108.3	020219	BDX GG
1.7 TD	46 - 52	01/94→09/99	➔		2	24.3220-1107.3	020218	AP GG
60 1.2	43	01/94→09/99				24.3220-1108.3	020219	BDX GG
55 1.1	40	09/93→09/99	➔	11/93→	2	24.3220-1107.3	020218	AP GG
60 1.2	44	09/93→09/99				24.3220-1108.3	020219	BDX GG
75 1.2	54	10/93→09/99						
Zubehörsatz, Bremsbacken								
1.2 16V	63	04/97→09/99	➔	06/97→		03.0137-9088.2	669088	BDX
						03.0137-9179.2	669179	AP
1.6	65	01/94→04/97	➔	03/94→		03.0137-9088.2	669088	BDX
						03.0137-9179.2	669179	AP
1.7 D	42	04/94→09/97	➔	01/95→ 05/97		03.0137-9088.2	669088	BDX
						03.0137-9179.2	669179	AP
1.7 TD	46 - 52	01/94→09/99	➔			03.0137-9088.2	669088	BDX
60 1.2	43	01/94→09/99				03.0137-9179.2	669179	AP
55 1.1	40	09/93→09/99	➔	11/93→		03.0137-9088.2	669088	BDX
60 1.2	44	09/93→09/99				03.0137-9179.2	669179	AP
75 1.2	54	10/93→09/99						
 Bremsstrommel								
1.2 16V	63	04/97→09/99	➔	06/97→		24.0218-0011.1	480006	Ø 214 x 40 / 181,4
➔								















	kw					! #		
FIAT - PUNTO (176_) 09/93→09/99								
 Bremstrommel								
1.6	65	01/94→04/97	➔	03/94→		24.0218-0011.1	480006	Ø 214 x 40 / 181,4
1.7 D	42	04/94→09/97	➔	01/95→ 05/97		24.0218-0011.1	480006	Ø 214 x 40 / 181,4
1.7 TD	46 - 52	01/94→09/99	➔			24.0218-0011.1	480006	Ø 214 x 40 / 181,4
60 1.2	43	01/94→09/99						
55 1.1	40	09/93→09/99	➔	11/93→		24.0218-0011.1	480006	Ø 214 x 40 / 181,4
60 1.2	44	09/93→09/99						
75 1.2	54	10/93→09/99						
 Bremsbackensatz								
1.2 16V	63	04/97→09/99	➔	06/97→		03.0137-0207.2	650207	BDX Ø 180 x 32 + HEB
						03.0137-0274.2	650274	AP Ø 180 x 32 + HEB
						03.0420-5220.3	685220	AP Ø 180 x 32 + RZ / + Zub Kit
						03.0520-5120.3	695120	BDX Ø 180 x 32 + RZ / + Zub TopKit
						03.0520-5220.3	695220	AP Ø 180 x 32 + RZ / + Zub TopKit
1.6	65	01/94→04/97	➔	03/94→		03.0137-0207.2	650207	BDX Ø 180 x 32 + HEB
						03.0137-0274.2	650274	AP Ø 180 x 32 + HEB
						03.0420-5220.3	685220	AP Ø 180 x 32 + RZ / + Zub Kit
						03.0520-5120.3	695120	BDX Ø 180 x 32 + RZ / + Zub TopKit
						03.0520-5220.3	695220	AP Ø 180 x 32 + RZ / + Zub TopKit
1.7 D	42	04/94→09/97	➔	01/95→ 05/97		03.0137-0207.2	650207	BDX Ø 180 x 32 + HEB
						03.0137-0274.2	650274	AP Ø 180 x 32 + HEB
						03.0420-5220.3	685220	AP Ø 180 x 32 + RZ / + Zub Kit
						03.0520-5120.3	695120	BDX Ø 180 x 32 + RZ / + Zub TopKit
						03.0520-5220.3	695220	AP Ø 180 x 32 + RZ / + Zub TopKit
1.7 TD	46 - 52	01/94→09/99	➔			03.0137-0207.2	650207	BDX Ø 180 x 32 + HEB
60 1.2	43	01/94→09/99				03.0137-0274.2	650274	AP Ø 180 x 32 + HEB
						03.0420-5220.3	685220	AP Ø 180 x 32 + RZ / + Zub Kit
						03.0520-5120.3	695120	BDX Ø 180 x 32 + RZ / + Zub TopKit
						03.0520-5220.3	695220	AP Ø 180 x 32 + RZ / + Zub TopKit
55 1.1	40	09/93→09/99	➔	11/93→		03.0137-0207.2	650207	BDX Ø 180 x 32 + HEB
60 1.2	44	09/93→09/99				03.0137-0274.2	650274	AP Ø 180 x 32 + HEB
75 1.2	54	10/93→09/99				03.0420-5220.3	685220	AP Ø 180 x 32 + RZ / + Zub Kit
						03.0520-5120.3	695120	BDX Ø 180 x 32 + RZ / + Zub TopKit
						03.0520-5220.3	695220	AP Ø 180 x 32 + RZ / + Zub TopKit
 Seilzug, Feststellbremse								
1.2 16V	63	04/97→09/99		06/97→; Trommelbremse; <input type="checkbox"/>		24.3727-0525.2	580525	L= 1.469
				06/97→; Trommelbremse; <input type="checkbox"/>		24.3727-0526.2	580526	L= 1.456
1.6	65	01/94→04/97		03/94→; Trommelbremse; <input type="checkbox"/>		24.3727-0525.2	580525	L= 1.469
				03/94→; Trommelbremse; <input type="checkbox"/>		24.3727-0526.2	580526	L= 1.456
1.7 D	42	04/94→09/97		01/95→ 05/97; Trommelbremse; <input type="checkbox"/>		24.3727-0525.2	580525	L= 1.469
				01/95→ 05/97; Trommelbremse; <input type="checkbox"/>		24.3727-0526.2	580526	L= 1.456
1.7 TD	46 - 52	01/94→09/99		Trommelbremse; <input type="checkbox"/>		24.3727-0525.2	580525	L= 1.469
60 1.2	43	01/94→09/99		Trommelbremse; <input type="checkbox"/>		24.3727-0526.2	580526	L= 1.456
55 1.1	40	09/93→09/99		11/93→; Trommelbremse; <input type="checkbox"/>		24.3727-0525.2	580525	L= 1.469
60 1.2	44	09/93→09/99						
75 1.2	54	10/93→09/99		11/93→; Trommelbremse; <input type="checkbox"/>		24.3727-0526.2	580526	L= 1.456
FIAT - PUNTO (188_) 09/99→07/12								
 Radbremszylinder								
1.2 16V 80	59	09/99→04/06	➔	10/99→ 06/03; Schaltgetriebe	2	24.3220-1720.3	020455	ALU
			➔	07/03→ 11/05	2	24.3220-1720.3	020455	ALU
			➔	10/99→ 06/03; Automatikgetriebe	2	24.3222-1723.3	020459	ALU
1.2 60	44	09/99→12/10	➔	10/99→ 06/03	2	24.3220-1720.3	020455	ALU
→								

	kw			 	! #		
FIAT - PUNTO (188_) 09/99→07/12							
 Radbremszylinder							
1.2 60	44	09/99→12/10	➡	07/03→ 11/05	2	24.3220-1720.3 020455	ALU
1.2 Bifuel	44	08/07→03/12	➡	10/09→	2	24.3220-1728.3 020509	ALU
1.2 Bipower	44	08/01→05/03	➡		2	24.3220-1720.3 020455	ALU
1.2 Natural Power	38 - 44	09/03→03/12	➡	→ 11/05	2	24.3220-1720.3 020455	ALU
1.3 JTD 16V	51	06/03→03/12	➡	07/03→ 11/05	2	24.3222-1723.3 020459	ALU
1.4	70 - 71	09/03→03/12	➡	→ 11/05	2	24.3220-1740.3 020553	ALU
1.4	64	08/10→03/12	➡		2	24.3220-1740.3 020553	ALU
1.9 DS 60	44	09/99→03/12	➡	10/99→ 06/03	2	24.3222-1723.3 020459	ALU
1.9 JTD 80	59	09/99→03/12	➡				
1.9 JTD	63	10/01→03/12	➡	07/03→ 11/05	2	24.3222-1723.3 020459	ALU
			➡	→ 06/03	2	24.3222-1723.3 020459	ALU
Zubehörsatz, Bremsbacken							
1.2 16V 80	59	09/99→04/06		10/99→ 06/03; - ABS; Schaltgetriebe; ⚠		03.0137-9179.2 669179	AP
				10/99→ 06/03; + ABS; Schaltgetriebe; ⚠		03.0137-9247.2 669247	AP
				07/03→ 11/05; ⚠		03.0137-9247.2 669247	AP
				10/99→ 06/03; Automatikgetriebe; ⚠		03.0137-9247.2 669247	AP
1.2 60	44	09/99→12/10		10/99→ 06/03; - ABS; ⚠		03.0137-9179.2 669179	AP
				10/99→ 06/03; + ABS; ⚠		03.0137-9247.2 669247	AP
				07/03→ 11/05; ⚠		03.0137-9247.2 669247	AP
1.2 Bifuel	44	08/07→03/12	➡	10/09→		03.0137-9310.2 669310	AP
1.2 Bipower	44	08/01→05/03		- ABS; ⚠		03.0137-9179.2 669179	AP
				+ ABS; ⚠		03.0137-9247.2 669247	AP
1.2 Natural Power	38 - 44	09/03→03/12		→ 11/05; ⚠		03.0137-9247.2 669247	AP
1.3 JTD 16V	51	06/03→03/12		07/03→ 11/05; ⚠		03.0137-9247.2 669247	AP
1.4	61 - 64	07/07→03/12	➡			03.0137-9310.2 669310	AP
1.4	70	09/03→03/12	➡	07/05→ 11/05		03.0137-9310.2 669310	AP
			➡	→ 06/05		03.0137-9310.2 669310	AP
1.4	71	11/05→03/12	➡	→ 11/05		03.0137-9310.2 669310	AP
1.9 DS 60	44	09/99→03/12		10/99→ 06/03; ⚠		03.0137-9247.2 669247	AP
1.9 JTD 80	59	09/99→03/12					
1.9 JTD	63	10/01→03/12		07/03→ 11/05; ⚠		03.0137-9247.2 669247	AP
				→ 06/03; ⚠		03.0137-9247.2 669247	AP
 Bremstrommel							
1.2 16V 80	59	09/99→04/06	➡	10/99→ 06/03		24.0218-0011.1 480006	Ø 214 x 40 / 181,4
1.2 60	44	09/99→12/10	➡	07/03→ 11/05		24.0218-0011.1 480006	Ø 214 x 40 / 181,4
1.2 Bifuel	44	08/07→03/12	➡			24.0220-3035.1 480300	Ø 249,5 x 45 / 204,7
1.2 Bipower	44	08/01→05/03	➡			24.0218-0011.1 480006	Ø 214 x 40 / 181,4
1.2 Natural Power	38 - 44	09/03→03/12	➡	→ 11/05		24.0218-0011.1 480006	Ø 214 x 40 / 181,4
1.3 JTD 16V	51	06/03→03/12	➡	07/03→ 11/05		24.0218-0011.1 480006	Ø 214 x 40 / 181,4
1.4	70 - 71	09/03→03/12	➡	→ 11/05		24.0220-3007.1 480064	Ø 249,5 x 48,5 / 204,7
1.4	64	08/10→03/12	➡			24.0220-3007.1 480064	Ø 249,5 x 48,5 / 204,7
1.9 DS 60	44	09/99→03/12	➡	10/99→ 06/03		24.0218-0011.1 480006	Ø 214 x 40 / 181,4
1.9 JTD 80	59	09/99→03/12	➡				
1.9 JTD	63	10/01→03/12	➡	07/03→ 11/05		24.0218-0011.1 480006	Ø 214 x 40 / 181,4
			➡	→ 06/03		24.0218-0011.1 480006	Ø 214 x 40 / 181,4
 Bremsbackensatz							
1.2 16V 80	59	09/99→04/06	➡	10/99→ 06/03; - ABS; Schaltgetriebe		03.0137-0359.2 650359	AP Ø 180 x 32 + HEB
						03.0520-7220.3 697220	AP Ø 180 x 32 + RZ / + Zub TopKit
						03.0525-0024.3 EQ0024	AP Ø 180 x 32 - RZ / + Zub Easy Quick
			➡	10/99→ 06/03; + ABS; Schaltgetriebe		03.0137-0360.2 650360	AP Ø 180 x 32 + HEB
						03.0520-7920.3 697920	AP Ø 180 x 32 + RZ / + Zub TopKit
→							

	kw			 	! #		
FIAT - PUNTO (188_) 09/99→07/12							
 Bremsbackensatz							
1.2 16V 80	59	09/99→04/06	➔	07/03→ 11/05		03.0137-0360.2 650360 03.0520-7220.3 697220 03.0525-0024.3 EQ0024	AP Ø 180 x 32 + HEB AP Ø 180 x 32 + RZ / + Zub TopKit AP Ø 180 x 32 - RZ / + Zub Easy Quick
			➔	10/99→ 06/03; Automatikgetriebe		03.0137-0360.2 650360 03.0520-6622.3 696622	AP Ø 180 x 32 + HEB AP Ø 180 x 32 + RZ / + Zub TopKit
1.2 60	44	09/99→12/10	➔	10/99→ 06/03; - ABS		03.0137-0359.2 650359 03.0520-7220.3 697220 03.0525-0024.3 EQ0024	AP Ø 180 x 32 + HEB AP Ø 180 x 32 + RZ / + Zub TopKit AP Ø 180 x 32 - RZ / + Zub Easy Quick
			➔	10/99→ 06/03; + ABS		03.0137-0360.2 650360 03.0520-7920.3 697920	AP Ø 180 x 32 + HEB AP Ø 180 x 32 + RZ / + Zub TopKit
			➔	07/03→ 11/05		03.0137-0360.2 650360 03.0520-7220.3 697220 03.0525-0024.3 EQ0024	AP Ø 180 x 32 + HEB AP Ø 180 x 32 + RZ / + Zub TopKit AP Ø 180 x 32 - RZ / + Zub Easy Quick
1.2 Bifuel	44	08/07→03/12	➔	10/09→		03.0137-0479.2 650479	AP Ø 203 x 38 + HEB
1.2 Bipower	44	08/01→05/03	➔	- ABS		03.0137-0359.2 650359 03.0520-7220.3 697220 03.0525-0024.3 EQ0024	AP Ø 180 x 32 + HEB AP Ø 180 x 32 + RZ / + Zub TopKit AP Ø 180 x 32 - RZ / + Zub Easy Quick
			➔	+ ABS		03.0137-0360.2 650360 03.0520-7920.3 697920	AP Ø 180 x 32 + HEB AP Ø 180 x 32 + RZ / + Zub TopKit
1.2 Natural Power	38 - 44	09/03→03/12	➔	→ 11/05		03.0137-0360.2 650360 03.0520-7220.3 697220 03.0525-0024.3 EQ0024	AP Ø 180 x 32 + HEB AP Ø 180 x 32 + RZ / + Zub TopKit AP Ø 180 x 32 - RZ / + Zub Easy Quick
1.3 JTD 16V	51	06/03→03/12	➔	07/03→ 11/05		03.0137-0360.2 650360 03.0520-6622.3 696622	AP Ø 180 x 32 + HEB AP Ø 180 x 32 + RZ / + Zub TopKit
1.4	70	09/03→03/12	➔	07/05→ 11/05		03.0137-0479.2 650479	AP Ø 203 x 38 + HEB
			➔	→ 06/05		03.0137-0479.2 650479	AP Ø 203 x 38 + HEB
1.4	71	11/05→03/12	➔	→ 11/05		03.0137-0479.2 650479	AP Ø 203 x 38 + HEB
1.4	64	08/10→03/12	➔			03.0137-0479.2 650479	AP Ø 203 x 38 + HEB
1.9 DS 60 1.9 JTD 80	44 59	09/99→03/12 09/99→03/12	➔	10/99→ 06/03		03.0137-0360.2 650360 03.0520-6622.3 696622	AP Ø 180 x 32 + HEB AP Ø 180 x 32 + RZ / + Zub TopKit
1.9 JTD	63	10/01→03/12	➔	07/03→ 11/05		03.0137-0360.2 650360 03.0520-6622.3 696622	AP Ø 180 x 32 + HEB AP Ø 180 x 32 + RZ / + Zub TopKit
			➔	→ 06/03		03.0137-0360.2 650360 03.0520-6622.3 696622	AP Ø 180 x 32 + HEB AP Ø 180 x 32 + RZ / + Zub TopKit
 Seilzug, Feststellbremse							
1.2 16V 80 1.2 60	59 44	09/99→04/06 09/99→12/10		10/99→ 06/03; Trommelbremse; 	2	24.3727-0538.2 580538	L= 1.456 - Zub
				07/03→ 11/05; Trommelbremse; 	2	24.3727-0538.2 580538	L= 1.456 - Zub
1.2 Bifuel	44	08/07→03/12		10/09→; Trommelbremse; 		24.3727-0575.2 580575	L= 1.642
				10/09→; 		24.3727-0576.2 580576	L= 1.660
1.2 Bipower	44	08/01→05/03		Trommelbremse; 	2	24.3727-0538.2 580538	L= 1.456 - Zub
1.2 Natural Power	38 - 44	09/03→03/12		→ 11/05; Trommelbremse; 	2	24.3727-0538.2 580538	L= 1.456 - Zub
1.3 JTD 16V	51	06/03→03/12		07/03→ 11/05; Trommelbremse; 	2	24.3727-0538.2 580538	L= 1.456 - Zub
1.4	70 - 71	09/03→03/12		→ 11/05; Trommelbremse; 	2	24.3727-0563.2 580563	L= 1.467
1.4	64	08/10→03/12		Trommelbremse; 	2	24.3727-0563.2 580563	L= 1.467
1.9 DS 60 1.9 JTD 80	44 59	09/99→03/12 09/99→03/12		10/99→ 06/03; Trommelbremse; 	2	24.3727-0538.2 580538	L= 1.456 - Zub
➔							

	kw			 	! #		
FIAT - PUNTO (188_) 09/99→07/12							
 Seilzug, Feststellbremse							
1.9 JTD	63	10/01→03/12		→ 06/03; Trommelbremse; <input type="checkbox"/>	2	24.3727-0538.2 580538	L= 1.456 - Zub
				07/03→ 11/05; Trommelbremse; <input type="checkbox"/>	2	24.3727-0538.2 580538	L= 1.456 - Zub
FIAT - PUNTO (199_) 01/12→							
 Radbremszylinder							
0.9	74 - 77	07/13→	➔		2	24.3220-1728.3 020509	ALU
0.9 Bifuel	63	03/12→					
0.9 Twinair Turbo	63	03/12→					
1.2	49 - 51	03/12→					
1.3 D Multijet	55 - 70	03/12→					
1.3 JTD Multijet	66	05/18→					
1.4	55 - 57	03/12→					
1.4 Multi Air	77	03/12→					
1.4 Turbo Multi Air	99	03/12→					
Zubehörsatz, Bremsbacken							
0.9	74 - 77	07/13→	➔			03.0137-9310.2 669310	AP
0.9 Bifuel	63	03/12→					
0.9 Twinair Turbo	63	03/12→					
1.2	49 - 51	03/12→					
1.3 D Multijet	55 - 70	03/12→	➔			03.0137-9309.2 669309	AP
1.3 JTD Multijet	66	05/18→					
1.4	55 - 57	03/12→					
1.4 Multi Air	77	03/12→					
1.4 Turbo Multi Air	99	03/12→					
 Bremstrommel							
0.9	74 - 77	07/13→	➔			24.0220-3035.1 480300	Ø 249,5 x 45 / 204,7
0.9 Bifuel	63	03/12→					
0.9 Twinair Turbo	63	03/12→					
1.2	49 - 51	03/12→					
1.3 D Multijet	55 - 70	03/12→	➔			24.0222-8037.1 480302	Ø 269 x 48 / 230
1.3 JTD Multijet	66	05/18→					
1.4	55 - 57	03/12→					
1.4 Multi Air	77	03/12→					
1.4 Turbo Multi Air	99	03/12→					
 Bremsbackensatz							
0.9	74 - 77	07/13→	➔			03.0137-0479.2 650479	AP Ø 203 x 38 + HEB
0.9 Bifuel	63	03/12→				03.0520-9220.3 699220	AP Ø 203 x 38 + RZ / + Zub TopKit
0.9 Twinair Turbo	63	03/12→					
1.2	49 - 51	03/12→					
1.3 D Multijet	55 - 70	03/12→	➔			03.0137-0478.2 650478	AP Ø 228 x 42 + HEB
1.3 JTD Multijet	66	05/18→				03.0520-9020.3 699020	AP Ø 228 x 42 + RZ / + Zub TopKit
1.4	55 - 57	03/12→					
1.4 Multi Air	77	03/12→					
1.4 Turbo Multi Air	99	03/12→					
 Seilzug, Feststellbremse							
0.9	74 - 77	07/13→		Trommelbremse; <input type="checkbox"/>		24.3727-0575.2 580575	L= 1.642
0.9 Bifuel	63	03/12→		<input type="checkbox"/>		24.3727-0576.2 580576	L= 1.660
0.9 Twinair Turbo	63	03/12→					
1.2	49	02/14→					
1.2	51	03/12→		<input type="checkbox"/>		24.3727-0579.2 580579	L= 1.654
1.4 Bifuel	57	03/12→		<input type="checkbox"/>		24.3727-0580.2 580580	L= 1.673
1.4 Natural Power	57	03/12→					
1.3 D Multijet	55 - 70	03/12→		Trommelbremse; <input type="checkbox"/>		24.3727-0577.2 580577	L= 1.674
1.3 JTD Multijet	66	05/18→		<input type="checkbox"/>		24.3727-0578.2 580578	L= 1.689
1.4	55 - 57	03/12→		Scheibenbremse; <input type="checkbox"/>		24.3727-0579.2 580579	L= 1.654
1.4 Multi Air	77	03/12→		Scheibenbremse; <input type="checkbox"/>		24.3727-0580.2 580580	L= 1.673
1.4 Turbo Multi Air	99	03/12→					

	kw			 	! #		
FIAT - PUNTO Cabriolet (176_) 04/94→06/00							
 Radbremsszylinder							
60 1.2	43 - 44	04/94→06/00	➔		2	24.3220-1107.3 020218	AP GG
90 1.6	65	04/94→04/97				24.3220-1108.3 020219	BDX GG
85 16V 1.2	63	04/97→06/00	➔	06/97→	2	24.3220-1107.3 020218	AP GG
						24.3220-1108.3 020219	BDX GG
Zubehörsatz, Bremsbacken							
60 1.2	43 - 44	04/94→06/00	➔			03.0137-9088.2 669088	BDX
90 1.6	65	04/94→04/97				03.0137-9179.2 669179	AP
85 16V 1.2	63	04/97→06/00	➔	06/97→		03.0137-9088.2 669088	BDX
						03.0137-9179.2 669179	AP
 Bremstrommel							
60 1.2	43 - 44	04/94→06/00	➔			24.0218-0011.1 480006	Ø 214 x 40 / 181,4
90 1.6	65	04/94→04/97					
85 16V 1.2	63	04/97→06/00	➔	06/97→		24.0218-0011.1 480006	Ø 214 x 40 / 181,4
 Bremsbackensatz							
60 1.2	43 - 44	04/94→06/00	➔			03.0137-0207.2 650207	BDX Ø 180 x 32 + HEB
90 1.6	65	04/94→04/97				03.0137-0274.2 650274	AP Ø 180 x 32 + HEB
						03.0420-5220.3 685220	AP Ø 180 x 32 + RZ / + Zub Kit
						03.0520-5120.3 695120	BDX Ø 180 x 32 + RZ / + Zub TopKit
						03.0520-5220.3 695220	AP Ø 180 x 32 + RZ / + Zub TopKit
85 16V 1.2	63	04/97→06/00	➔	06/97→		03.0137-0207.2 650207	BDX Ø 180 x 32 + HEB
						03.0137-0274.2 650274	AP Ø 180 x 32 + HEB
						03.0420-5220.3 685220	AP Ø 180 x 32 + RZ / + Zub Kit
						03.0520-5120.3 695120	BDX Ø 180 x 32 + RZ / + Zub TopKit
						03.0520-5220.3 695220	AP Ø 180 x 32 + RZ / + Zub TopKit
 Seilzug, Feststellbremse							
60 1.2	43 - 44	04/94→06/00		Trommelbremse; <input type="checkbox"/>		24.3727-0525.2 580525	L= 1.469
90 1.6	65	04/94→04/97		Trommelbremse; <input type="checkbox"/>		24.3727-0526.2 580526	L= 1.456
85 16V 1.2	63	04/97→06/00		06/97→; Trommelbremse; <input type="checkbox"/>		24.3727-0525.2 580525	L= 1.469
				06/97→; Trommelbremse; <input type="checkbox"/>		24.3727-0526.2 580526	L= 1.456
FIAT - PUNTO EVO (199_) 07/08→							
 Radbremsszylinder							
1.2	48 - 51	10/09→	➔		2	24.3220-1728.3 020509	ALU
1.3 D Multijet	51 - 70	07/08→					
1.4	57	10/09→02/12					
1.4 16V	77 - 99	10/09→02/12					
1.4	55	07/09→02/12	➔	10/09→	2	24.3220-1728.3 020509	ALU
Zubehörsatz, Bremsbacken							
1.2	48 - 51	10/09→	➔			03.0137-9310.2 669310	AP
1.3 D Multijet	51 - 70	07/08→	➔			03.0137-9309.2 669309	AP
1.4	57	10/09→02/12					
1.4 16V	77 - 99	10/09→02/12					
1.4	55	07/09→02/12	➔	10/09→		03.0137-9309.2 669309	AP
 Bremstrommel							
1.2	48 - 51	10/09→	➔			24.0220-3035.1 480300	Ø 249,5 x 45 / 204,7
1.3 D Multijet	51 - 70	07/08→	➔			24.0222-8037.1 480302	Ø 269 x 48 / 230
1.4	57	10/09→02/12					
1.4 16V	77 - 99	10/09→02/12					
→							

	kw					! #		
FIAT - PUNTO EVO (199_) 07/08→								
 Bremstrommel								
1.4	55	07/09→02/12	➔	10/09→		24.0222-8037.1	480302	Ø 269 x 48 / 230
 Bremsbackensatz								
1.2	48 - 51	10/09→02/12	➔			03.0137-0479.2	650479	AP Ø 203 x 38 + HEB
						03.0520-9220.3	699220	AP Ø 203 x 38 + RZ / + Zub TopKit
1.2	50	10/14→	➔			03.0137-0479.2	650479	AP Ø 203 x 38 + HEB
1.3 D Multijet	51 - 70	07/08→	➔			03.0137-0478.2	650478	AP Ø 228 x 42 + HEB
1.4	57	10/09→02/12				03.0520-9020.3	699020	AP Ø 228 x 42 + RZ / + Zub TopKit
1.4 16V	77 - 99	10/09→02/12						
1.4	55	07/09→02/12	➔	10/09→		03.0137-0478.2	650478	AP Ø 228 x 42 + HEB
			➔			03.0520-9020.3	699020	AP Ø 228 x 42 + RZ / + Zub TopKit
 Seilzug, Feststellbremse								
1.2	48 - 50	10/09→			Trommelbremse; <input type="checkbox"/>	24.3727-0575.2	580575	L= 1.642
					<input type="checkbox"/>	24.3727-0576.2	580576	L= 1.660
1.2	51	10/09→02/12			Trommelbremse; <input type="checkbox"/>	24.3727-0575.2	580575	L= 1.642
					Trommelbremse; <input type="checkbox"/>	24.3727-0576.2	580576	L= 1.660
					Scheibenbremse; <input type="checkbox"/>	24.3727-0579.2	580579	L= 1.654
					Scheibenbremse; <input type="checkbox"/>	24.3727-0580.2	580580	L= 1.673
1.3 D Multijet	51 - 70	07/08→			Trommelbremse; <input type="checkbox"/>	24.3727-0577.2	580577	L= 1.674
1.4	57	10/09→02/12			<input type="checkbox"/>	24.3727-0578.2	580578	L= 1.689
					Scheibenbremse; <input type="checkbox"/>	24.3727-0579.2	580579	L= 1.654
					Scheibenbremse; <input type="checkbox"/>	24.3727-0580.2	580580	L= 1.673
1.4	55	07/09→02/12			10/09→; Trommelbremse; <input type="checkbox"/>	24.3727-0577.2	580577	L= 1.674
					10/09→; <input type="checkbox"/>	24.3727-0578.2	580578	L= 1.689
					10/09→; Scheibenbremse; <input type="checkbox"/>	24.3727-0579.2	580579	L= 1.654
					10/09→; Scheibenbremse; <input type="checkbox"/>	24.3727-0580.2	580580	L= 1.673
1.4 16V	77 - 99	10/09→02/12			Trommelbremse; <input type="checkbox"/>	24.3727-0577.2	580577	L= 1.674
					Trommelbremse; <input type="checkbox"/>	24.3727-0578.2	580578	L= 1.689
					Scheibenbremse; <input type="checkbox"/>	24.3727-0579.2	580579	L= 1.654
					Scheibenbremse; <input type="checkbox"/>	24.3727-0580.2	580580	L= 1.673
1.4 LPG	57	06/09→02/12			<input type="checkbox"/>	24.3727-0579.2	580579	L= 1.654
1.4 Natural Power	57	10/09→02/12			<input type="checkbox"/>	24.3727-0580.2	580580	L= 1.673
1.6 D Multijet	88	10/09→02/12			<input type="checkbox"/>			
FIAT - PUNTO EVO Kasten/Schrägheck (199_) 03/09→02/12								
 Radbremszylinder								
1.3 D Multijet	55 - 70	03/09→02/12	➔			24.3220-1728.3	020509	ALU
1.4	57	03/09→02/12						
Zubehörsatz, Bremsbacken								
1.3 D Multijet	55 - 70	03/09→02/12	➔			03.0137-9309.2	669309	AP
1.4	57	03/09→02/12						
 Bremstrommel								
1.3 D Multijet	55 - 70	03/09→02/12	➔			24.0222-8037.1	480302	Ø 269 x 48 / 230
1.4	57	03/09→02/12						
 Bremsbackensatz								
1.3 D Multijet	55 - 70	03/09→02/12	➔			03.0137-0478.2	650478	AP Ø 228 x 42 + HEB
1.4	57	03/09→02/12				03.0520-9020.3	699020	AP Ø 228 x 42 + RZ / + Zub TopKit
 Seilzug, Feststellbremse								
1.3 D Multijet	55 - 70	03/09→02/12			Trommelbremse; <input type="checkbox"/>	24.3727-0577.2	580577	L= 1.674
					<input type="checkbox"/>	24.3727-0578.2	580578	L= 1.689
1.4	57	03/09→02/12			Scheibenbremse; <input type="checkbox"/>	24.3727-0579.2	580579	L= 1.654
					Scheibenbremse; <input type="checkbox"/>	24.3727-0580.2	580580	L= 1.673

FIAT - PUNTO Kasten/Schrägheck (188_) 02/00→12/10

Radbremszylinder

1.2 60	44	02/00→10/09	➡	→ 06/03		24.3220-1720.3	020455	ALU
1.2 Natural Power	44	01/03→12/10	➡	→ 11/05		24.3220-1720.3	020455	ALU
1.3 JTD	51	06/03→10/05	➡	07/03→		24.3222-1723.3	020459	ALU
1.9 D 60	44	02/00→10/09	➡	→ 06/03		24.3222-1723.3	020459	ALU
1.9 JTD	63	02/00→10/09						

Zubehörsatz, Bremsbacken

1.2 60	44	02/00→10/09		→ 06/03; - ABS; ↓		03.0137-9179.2	669179	AP
				→ 06/03; + ABS; ↓		03.0137-9247.2	669247	AP
1.2 Natural Power	44	01/03→12/10		→ 11/05; ↓		03.0137-9247.2	669247	AP
1.3 JTD	51	06/03→10/05		07/03→; ↓		03.0137-9247.2	669247	AP
1.9 D 60	44	02/00→10/09		→ 06/03; ↓		03.0137-9247.2	669247	AP
1.9 JTD	63	02/00→10/09						

Bremstrommel

1.2 60	44	02/00→10/09	➡	→ 06/03		24.0218-0011.1	480006	Ø 214 x 40 / 181,4
1.9 D 60	44	02/00→10/09						
1.9 JTD	63	02/00→10/09						
1.2 Natural Power	44	01/03→12/10	➡	→ 11/05		24.0218-0011.1	480006	Ø 214 x 40 / 181,4
1.3 JTD	51	06/03→10/05	➡	07/03→		24.0218-0011.1	480006	Ø 214 x 40 / 181,4

Bremsbackensatz

1.2 60	44	02/00→10/09	➡	→ 06/03; - ABS		03.0137-0359.2	650359	AP Ø 180 x 32 + HEB
						03.0520-7220.3	697220	AP Ø 180 x 32 + RZ / + Zub TopKit
			➡	→ 06/03; + ABS		03.0525-0024.3	EQ0024	AP Ø 180 x 32 - RZ / + Zub Easy Quick
						03.0137-0360.2	650360	AP Ø 180 x 32 + HEB
						03.0520-7920.3	697920	AP Ø 180 x 32 + RZ / + Zub TopKit
1.2 Natural Power	44	01/03→12/10	➡	→ 11/05		03.0137-0360.2	650360	AP Ø 180 x 32 + HEB
						03.0520-7220.3	697220	AP Ø 180 x 32 + RZ / + Zub TopKit
						03.0525-0024.3	EQ0024	AP Ø 180 x 32 - RZ / + Zub Easy Quick
1.3 JTD	51	06/03→10/05	➡	07/03→		03.0137-0360.2	650360	AP Ø 180 x 32 + HEB
						03.0520-6622.3	696622	AP Ø 180 x 32 + RZ / + Zub TopKit
1.9 D 60	44	02/00→10/09	➡	→ 06/03		03.0137-0360.2	650360	AP Ø 180 x 32 + HEB
1.9 JTD	63	02/00→10/09				03.0520-6622.3	696622	AP Ø 180 x 32 + RZ / + Zub TopKit

Seilzug, Feststellbremse

1.2 60	44	02/00→10/09		→ 06/03; Trommelbremse; ↓	2	24.3727-0538.2	580538	L= 1.456 - Zub
1.9 D 60	44	02/00→10/09						
1.9 JTD	63	02/00→10/09						
1.2 Natural Power	44	01/03→12/10		→ 11/05; Trommelbremse; ↓	2	24.3727-0538.2	580538	L= 1.456 - Zub
1.3 JTD	51	06/03→10/05		07/03→; Trommelbremse; ↓	2	24.3727-0538.2	580538	L= 1.456 - Zub

FIAT - PUNTO Kasten/Schrägheck (199_) 04/08→

Radbremszylinder














0.9 Twinair Turbo	63	03/12→	➡			24.3220-1728.3	020509	ALU
1.3 D Multijet	62	03/12→						
1.4	57	03/12→						
1.3 D Multijet	55	04/08→	➡	→ 01/11		24.3220-1728.3	020509	ALU
1.3 D Multijet	70	03/09→	➡	10/09→		24.3220-1728.3	020509	ALU













Zubehörsatz, Bremsbacken






















0.9 Twinair Turbo	63	03/12→	➡			03.0137-9310.2	669310	AP
1.3 D Multijet	55	04/08→	➡	→ 01/11		03.0137-9309.2	669309	AP
1.3 D Multijet	62	03/12→	➡			03.0137-9309.2	669309	AP
1.4	57	03/12→						
1.3 D Multijet	70	03/09→	➡	10/09→		03.0137-9309.2	669309	AP

























Bremstrommel























0.9 Twinair Turbo	63	03/12→	➡			24.0220-3035.1	480300	Ø 249,5 x 45 / 204,7
→								















	kw					! #		
FIAT - PUNTO Kasten/Schrägheck (199_) 04/08→								
 Bremstrommel								
1.3 D Multijet	55	04/08→	➔	→ 01/11		24.0222-8037.1	480302	Ø 269 x 48 / 230
1.3 D Multijet 1.4	62 57	03/12→ 03/12→	➔			24.0222-8037.1	480302	Ø 269 x 48 / 230
1.3 D Multijet	70	03/09→	➔	10/09→		24.0222-8037.1	480302	Ø 269 x 48 / 230
 Bremsbackensatz								
0.9 Twinair Turbo	63	03/12→	➔			03.0137-0479.2 03.0520-9220.3	650479 699220	AP Ø 203 x 38 + HEB AP Ø 203 x 38 + RZ / + Zub TopKit
1.3 D Multijet 1.4	55 - 70 57	04/08→ 03/12→	➔			03.0137-0478.2 03.0520-9020.3	650478 699020	AP Ø 228 x 42 + HEB AP Ø 228 x 42 + RZ / + Zub TopKit
 Seilzug, Feststellbremse								
0.9 Twinair Turbo	63	03/12→		Trommelbremse; <input type="checkbox"/>		24.3727-0575.2	580575	L= 1.642
				<input type="checkbox"/>		24.3727-0576.2	580576	L= 1.660
1.3 D Multijet	55	04/08→		→ 01/11; Trommelbremse; <input type="checkbox"/>		24.3727-0577.2	580577	L= 1.674
				→ 01/11; <input type="checkbox"/>		24.3727-0578.2	580578	L= 1.689
1.3 D Multijet 1.4	62 57	03/12→ 03/12→		Trommelbremse; <input type="checkbox"/>		24.3727-0577.2	580577	L= 1.674
				<input type="checkbox"/>		24.3727-0578.2	580578	L= 1.689
				Scheibenbremse; <input type="checkbox"/>		24.3727-0579.2	580579	L= 1.654
				Scheibenbremse; <input type="checkbox"/>		24.3727-0580.2	580580	L= 1.673
1.3 D Multijet	70	03/09→		10/09→; Trommelbremse; <input type="checkbox"/>		24.3727-0577.2	580577	L= 1.674
				10/09→; <input type="checkbox"/>		24.3727-0578.2	580578	L= 1.689
				10/09→; Scheibenbremse; <input type="checkbox"/>		24.3727-0579.2	580579	L= 1.654
				10/09→; Scheibenbremse; <input type="checkbox"/>		24.3727-0580.2	580580	L= 1.673
1.4 LPG	57	03/12→		<input type="checkbox"/>		24.3727-0579.2	580579	L= 1.654
				<input type="checkbox"/>		24.3727-0580.2	580580	L= 1.673
1.4 Natural Power	57	03/09→		10/09→; <input type="checkbox"/>		24.3727-0579.2	580579	L= 1.654
				10/09→; <input type="checkbox"/>		24.3727-0580.2	580580	L= 1.673
FIAT - PUNTO Van (176_) 04/96→02/00								
 Radbremszylinder								
1.1 1.7 TD	40 52	04/96→02/00 04/96→02/00	➔	→ 09/99		24.3220-1107.3	020218	AP GG
						24.3220-1108.3	020219	BDX GG
1.7 D	42	04/96→02/00	➔	→ 05/97		24.3220-1107.3	020218	AP GG
						24.3220-1108.3	020219	BDX GG
1.7 TD	46	09/96→09/99	➔			24.3220-1107.3	020218	AP GG
						24.3220-1108.3	020219	BDX GG
Zubehörsatz, Bremsbacken								
1.1 1.7 TD	40 52	04/96→02/00 04/96→02/00	➔	→ 09/99		03.0137-9088.2	669088	BDX
						03.0137-9179.2	669179	AP
1.7 D	42	04/96→02/00	➔	→ 05/97		03.0137-9088.2	669088	BDX
						03.0137-9179.2	669179	AP
1.7 TD	46	09/96→09/99	➔			03.0137-9088.2	669088	BDX
						03.0137-9179.2	669179	AP
 Bremstrommel								
1.1 1.7 TD	40 52	04/96→02/00 04/96→02/00	➔	→ 09/99		24.0218-0011.1	480006	Ø 214 x 40 / 181,4
1.7 D	42	04/96→02/00	➔	→ 05/97		24.0218-0011.1	480006	Ø 214 x 40 / 181,4
1.7 TD	46	09/96→09/99	➔			24.0218-0011.1	480006	Ø 214 x 40 / 181,4
 Bremsbackensatz								
1.1 1.7 TD	40 52	04/96→02/00 04/96→02/00	➔	→ 09/99		03.0137-0207.2 03.0137-0274.2 03.0420-5220.3 03.0520-5120.3	650207 650274 685220 695120	BDX Ø 180 x 32 + HEB AP Ø 180 x 32 + HEB AP Ø 180 x 32 + RZ / + Zub TopKit
						03.0520-5220.3	695220	AP Ø 180 x 32 + RZ / + Zub TopKit
1.7 D →	42	04/96→02/00	➔	→ 05/97		03.0137-0207.2	650207	BDX Ø 180 x 32 + HEB


















	kw			 	! #		
FIAT - PUNTO Van (176_) 04/96→02/00							
 Bremsbackensatz							
1.7 D	42	04/96→02/00	➔	→ 05/97		03.0137-0274.2 650274 AP Ø 180 x 32 + HEB 03.0420-5220.3 685220 AP Ø 180 x 32 + RZ / + Zub Kit 03.0520-5120.3 695120 BDX Ø 180 x 32 + RZ / + Zub TopKit 03.0520-5220.3 695220 AP Ø 180 x 32 + RZ / + Zub TopKit	
1.7 TD	46	09/96→09/99	➔			03.0137-0207.2 650207 BDX Ø 180 x 32 + HEB 03.0137-0274.2 650274 AP Ø 180 x 32 + HEB 03.0420-5220.3 685220 AP Ø 180 x 32 + RZ / + Zub Kit 03.0520-5120.3 695120 BDX Ø 180 x 32 + RZ / + Zub TopKit 03.0520-5220.3 695220 AP Ø 180 x 32 + RZ / + Zub TopKit	
 Seilzug, Feststellbremse							
1.1	40	04/96→02/00		→ 09/99; Trommelbremse; <input type="checkbox"/>		24.3727-0525.2 580525 L= 1.469	
1.7 TD	52	04/96→02/00		→ 09/99; Trommelbremse; <input type="checkbox"/>		24.3727-0526.2 580526 L= 1.456	
1.7 D	42	04/96→02/00		→ 05/97; Trommelbremse; <input type="checkbox"/>		24.3727-0525.2 580525 L= 1.469	
				→ 05/97; Trommelbremse; <input type="checkbox"/>		24.3727-0526.2 580526 L= 1.456	
1.7 TD	46	09/96→09/99		Trommelbremse; <input type="checkbox"/>		24.3727-0525.2 580525 L= 1.469	
				Trommelbremse; <input type="checkbox"/>		24.3727-0526.2 580526 L= 1.456	
FIAT - QUBO (225_) 02/08→							
 Radbremszylinder							
1.3 D Multijet	59 - 70	07/10→	➔		2	24.3220-1728.3 020509 ALU	
1.4	57	10/09→					
1.4 Natural Power	57	10/09→					
1.3 D Multijet	55	02/08→	➔	09/08→	2	24.3220-1728.3 020509 ALU	
1.4	54	02/08→					
Zubehörsatz, Bremsbacken							
1.3 D Multijet	59 - 70	07/10→	➔			03.0137-9309.2 669309 AP	
1.4	57	10/09→					
1.4 Natural Power	57	10/09→					
1.3 D Multijet	55	02/08→	➔	09/08→		03.0137-9309.2 669309 AP	
1.4	54	02/08→	➔	09/08→; für Fahrzeuge mit verstärkter Bremse		03.0137-9309.2 669309 AP	
			➔	09/08→; nicht für Fahrzeuge mit verstärkter Bremse		03.0137-9310.2 669310 AP	
 Bremstrommel							
1.3 D Multijet	59 - 70	07/10→	➔			24.0222-8018.1 480078 Ø 268 x 48 / 230	
1.4	57	10/09→					
1.4 Natural Power	57	10/09→					
1.3 D Multijet	55	02/08→	➔	09/08→		24.0222-8018.1 480078 Ø 268 x 48 / 230	
1.4	54	02/08→	➔	09/08→; nicht für Fahrzeuge mit verstärkter Bremse		24.0220-3007.1 480064 Ø 249,5 x 48,5 / 204,7	
			➔	09/08→; für Fahrzeuge mit verstärkter Bremse		24.0222-8018.1 480078 Ø 268 x 48 / 230	
 Bremsbackensatz							
1.3 D Multijet	59 - 70	07/10→	➔			03.0137-0493.2 650493 AP Ø 228 x 42 + HEB 03.0521-0120.3 690120 AP Ø 228 x 42 + RZ / + Zub TopKit	
1.4	57	10/09→					
1.4 Natural Power	57	10/09→					
1.3 D Multijet	55	02/08→	➔	09/08→		03.0137-0493.2 650493 AP Ø 228 x 42 + HEB 03.0521-0120.3 690120 AP Ø 228 x 42 + RZ / + Zub TopKit	
1.4	54	02/08→	➔	09/08→; für Fahrzeuge mit verstärkter Bremse		03.0137-0457.2 650457 AP Ø 228 x 42 + HEB 03.0521-0120.3 690120 AP Ø 228 x 42 + RZ / + Zub TopKit	
			➔	09/08→; nicht für Fahrzeuge mit verstärkter Bremse		03.0137-0479.2 650479 AP Ø 203 x 38 + HEB 03.0520-9220.3 699220 AP Ø 203 x 38 + RZ / + Zub TopKit	















	kw					! #			
FIAT - SCUDO Bus (220_) 02/96→12/06									
 Radbremszylinder									
1.6	58	02/96→12/06	➔				24.3219-1704.3	020374	GG
1.9 D	51	02/96→12/06							
1.9 TD	68	02/96→12/06							
1.9 TD Eco	66	02/96→12/06							
2.0 16V	100	06/00→12/06							
2.0 JTD	69 - 80	12/99→12/06							
2.0 JTD 16V	80	05/99→12/06	➔	12/99→			24.3219-1704.3	020374	GG
Zubehörsatz, Bremsbacken									
1.6	58	02/96→12/06	➔				03.0137-9208.2	669208	
1.9 D	51	02/96→12/06							
1.9 TD	68	02/96→12/06							
1.9 TD Eco	66	02/96→12/06							
2.0 16V	100	06/00→12/06							
2.0 JTD	69 - 80	12/99→12/06							
2.0 JTD 16V	80	05/99→12/06	➔	12/99→			03.0137-9208.2	669208	
 Bremstrommel									
1.6	58	02/96→12/06	➔				24.0225-5003.1	480066	Ø 298 x 67 / 256
1.9 D	51	02/96→12/06							
1.9 TD	68	02/96→12/06							
1.9 TD Eco	66	02/96→12/06							
2.0 16V	100	06/00→12/06							
2.0 JTD	69 - 80	12/99→12/06							
2.0 JTD 16V	80	05/99→12/06	➔	12/99→			24.0225-5003.1	480066	Ø 298 x 67 / 256
 Bremsbackensatz									
1.6	58	02/96→12/06	➔				03.0137-0314.2	650314	Ø 255 x 61
1.9 D	51	02/96→12/06					03.0520-2619.3	692619	BDX Ø 255 x 61 + RZ / + Zub TopKit
1.9 TD	68	02/96→12/06							
1.9 TD Eco	66	02/96→12/06					03.0525-0029.3	EQ0029	BDX Ø 255 x 61 - RZ / + Zub Easy Quick
2.0 16V	100	06/00→12/06							
2.0 JTD	69 - 80	12/99→12/06							
2.0 JTD 16V	80	05/99→12/06	➔	12/99→			03.0137-0314.2	650314	Ø 255 x 61
							03.0520-2619.3	692619	BDX Ø 255 x 61 + RZ / + Zub TopKit
							03.0525-0029.3	EQ0029	BDX Ø 255 x 61 - RZ / + Zub Easy Quick
 Seilzug, Feststellbremse									
1.6	58	02/96→12/06		nicht für verlängerten Radstand; Trommelbremse; 	1	24.3727-0336.2	580336	L= 500	
1.9 D	51	02/96→12/06							
1.9 TD	68	02/96→12/06		für verlängerten Radstand; Trommelbremse; 	1	24.3727-0341.2	580341	L= 900	
1.9 TD Eco	66	02/96→12/06							
2.0 16V	100	06/00→12/06		Trommelbremse; 		24.3727-0531.2	580531	L= 2.286	
2.0 JTD	69 - 80	12/99→12/06		Trommelbremse; 		24.3727-0532.2	580532	L= 1.063	
2.0 JTD 16V	80	05/99→12/06		12/99→; nicht für verlängerten Radstand; Trommelbremse; 	1	24.3727-0336.2	580336	L= 500	
				12/99→; für verlängerten Radstand; Trommelbremse; 	1	24.3727-0341.2	580341	L= 900	
				12/99→; Trommelbremse; 		24.3727-0531.2	580531	L= 2.286	
				12/99→; Trommelbremse; 		24.3727-0532.2	580532	L= 1.063	
FIAT - SCUDO Bus (270_, 272_) 01/07→03/16									
 Radbremszylinder									
1.6 D Multijet	66	01/07→03/16	➔				24.3222-1726.3	020518	TRW ALU
Zubehörsatz, Bremsbacken									
1.6 D Multijet	66	01/07→03/16	➔				03.0137-9219.2	669219	TRW
 Bremsbackensatz									
1.6 D Multijet	66	01/07→03/16	➔	nicht für Wohnmobile			03.0137-0334.2	650334	TRW Ø 254 x 57 + HEB
							03.0520-7122.3	697122	TRW Ø 254 x 57 + RZ / + Zub TopKit











	kw					! #		
FIAT - SCUDO Kasten (220_) 02/96→12/06								
 Radbremszylinder								
1.6 1.9 D 1.9 TD	58 51 66 - 68	02/96→12/06 02/96→12/06 02/96→12/06	➔				24.3219-1704.3 020374	GG
2.0 JTD	80	12/02→12/06						
2.0	100	05/00→12/06	➔	06/00→			24.3219-1704.3 020374	GG
2.0 JTD 2.0 JTD 16V	69 80	10/99→12/06 05/99→12/06	➔	12/99→			24.3219-1704.3 020374	GG
Zubehörsatz, Bremsbacken								
1.6 1.9 D 1.9 TD	58 51 66 - 68	02/96→12/06 02/96→12/06 02/96→12/06	➔				03.0137-9208.2 669208	
2.0 JTD	80	12/02→12/06						
2.0	100	05/00→12/06	➔	06/00→			03.0137-9208.2 669208	
2.0 JTD 2.0 JTD 16V	69 80	10/99→12/06 05/99→12/06	➔	12/99→			03.0137-9208.2 669208	
 Bremstrommel								
1.6 1.9 D 1.9 TD	58 51 66 - 68	02/96→12/06 02/96→12/06 02/96→12/06	➔				24.0225-5003.1 480066	Ø 298 x 67 / 256
2.0 JTD	80	12/02→12/06						
2.0	100	05/00→12/06	➔	06/00→			24.0225-5003.1 480066	Ø 298 x 67 / 256
2.0 JTD 2.0 JTD 16V	69 80	10/99→12/06 05/99→12/06	➔	12/99→			24.0225-5003.1 480066	Ø 298 x 67 / 256
 Bremsbackensatz								
1.6 1.9 D 1.9 TD	58 51 66 - 68	02/96→12/06 02/96→12/06 02/96→12/06	➔				03.0137-0314.2 650314	Ø 255 x 61
2.0 JTD	80	12/02→12/06					03.0520-2619.3 692619	BDX Ø 255 x 61 + RZ / + Zub TopKit
2.0	100	05/00→12/06	➔	06/00→			03.0525-0029.3 EQ0029	BDX Ø 255 x 61 - RZ / + Zub Easy Quick
2.0 JTD 2.0 JTD 16V	69 80	10/99→12/06 05/99→12/06	➔	12/99→			03.0137-0314.2 650314	Ø 255 x 61
							03.0520-2619.3 692619	BDX Ø 255 x 61 + RZ / + Zub TopKit
							03.0525-0029.3 EQ0029	BDX Ø 255 x 61 - RZ / + Zub Easy Quick
 Seilzug, Feststellbremse								
1.6 1.9 D 1.9 TD	58 51 66 - 68	02/96→12/06 02/96→12/06 02/96→12/06		nicht für verlängerten Radstand; Trommelbremse; 	1	24.3727-0336.2 580336	L= 500	
2.0 JTD	80	12/02→12/06		für verlängerten Radstand; Trommelbremse; 	1	24.3727-0341.2 580341	L= 900	
				Trommelbremse; 		24.3727-0531.2 580531	L= 2.286	
				Trommelbremse; 		24.3727-0532.2 580532	L= 1.063	
2.0	100	05/00→12/06		06/00→; nicht für verlängerten Radstand; Trommelbremse; 	1	24.3727-0336.2 580336	L= 500	
				06/00→; für verlängerten Radstand; Trommelbremse; 	1	24.3727-0341.2 580341	L= 900	
				06/00→; Trommelbremse; 		24.3727-0531.2 580531	L= 2.286	
				06/00→; Trommelbremse; 		24.3727-0532.2 580532	L= 1.063	
2.0 JTD 2.0 JTD 16V	69 80	10/99→12/06 05/99→12/06		12/99→; nicht für verlängerten Radstand; Trommelbremse; 	1	24.3727-0336.2 580336	L= 500	
				12/99→; für verlängerten Radstand; Trommelbremse; 	1	24.3727-0341.2 580341	L= 900	
				12/99→; Trommelbremse; 		24.3727-0531.2 580531	L= 2.286	
				12/99→; Trommelbremse; 		24.3727-0532.2 580532	L= 1.063	
FIAT - SCUDO Kasten (270_, 272_) 01/07→03/16								
 Radbremszylinder								
1.6 D Multijet ➔	66	01/07→03/16	➔				24.3222-1726.3 020518	TRW ALU














	kw					! #		
FIAT - SCUDO Kasten (270_, 272_) 01/07→03/16								
Zubehörsatz, Bremsbacken								
1.6 D Multijet	66	01/07→03/16	➔				03.0137-9219.2 669219	TRW
 Bremsbackensatz								
1.6 D Multijet	66	01/07→03/16	➔	nicht für Wohnmobile			03.0137-0334.2 650334 03.0520-7122.3 697122	TRW Ø 254 x 57 + HEB TRW Ø 254 x 57 + RZ / + Zub TopKit
FIAT - SCUDO Pritsche/Fahrgestell (220_) 09/96→12/06								
 Radbremszylinder								
1.6	58	09/96→12/06	➔				24.3219-1704.3 020374	GG
1.9 D	51	04/98→12/06						
1.9 TD	68	09/96→12/06						
2.0 JTD	80	12/02→12/06						
2.0 JTD	69	10/99→12/06	➔	12/99→			24.3219-1704.3 020374	GG
2.0 JTD 16V	80	05/99→12/06						
Zubehörsatz, Bremsbacken								
1.6	58	09/96→12/06	➔				03.0137-9208.2 669208	
1.9 D	51	04/98→12/06						
1.9 TD	68	09/96→12/06						
2.0 JTD	80	12/02→12/06						
2.0 JTD	69	10/99→12/06	➔	12/99→			03.0137-9208.2 669208	
2.0 JTD 16V	80	05/99→12/06						
 Bremstrommel								
1.6	58	09/96→12/06	➔				24.0225-5003.1 480066	Ø 298 x 67 / 256
1.9 D	51	04/98→12/06						
1.9 TD	68	09/96→12/06						
2.0 JTD	80	12/02→12/06						
2.0 JTD	69	10/99→12/06	➔	12/99→			24.0225-5003.1 480066	Ø 298 x 67 / 256
2.0 JTD 16V	80	05/99→12/06						
 Bremsbackensatz								
1.6	58	09/96→12/06	➔				03.0137-0314.2 650314	Ø 255 x 61
1.9 D	51	04/98→12/06					03.0520-2619.3 692619	BDX Ø 255 x 61 + RZ / + Zub TopKit
1.9 TD	68	09/96→12/06					03.0525-0029.3 EQ0029	BDX Ø 255 x 61 - RZ / + Zub Easy Quick
2.0 JTD	80	12/02→12/06						
2.0 JTD	69	10/99→12/06	➔	12/99→			03.0137-0314.2 650314	Ø 255 x 61
2.0 JTD 16V	80	05/99→12/06					03.0520-2619.3 692619	BDX Ø 255 x 61 + RZ / + Zub TopKit
							03.0525-0029.3 EQ0029	BDX Ø 255 x 61 - RZ / + Zub Easy Quick
 Seilzug, Feststellbremse								
1.6	58	09/96→12/06		nicht für verlängerten Radstand; Trommelbremse; 	1	24.3727-0336.2 580336		L= 500
1.9 D	51	04/98→12/06						
1.9 TD	68	09/96→12/06		für verlängerten Radstand; Trommelbremse; 	1	24.3727-0341.2 580341		L= 900
2.0 JTD	80	12/02→12/06						
				Trommelbremse; 		24.3727-0531.2 580531		L= 2.286
				Trommelbremse; 		24.3727-0532.2 580532		L= 1.063
2.0 JTD	69	10/99→12/06		12/99→; nicht für verlängerten Radstand; Trommelbremse; 	1	24.3727-0336.2 580336		L= 500
2.0 JTD 16V	80	05/99→12/06						
				12/99→; für verlängerten Radstand; Trommelbremse; 	1	24.3727-0341.2 580341		L= 900
				12/99→; Trommelbremse; 		24.3727-0531.2 580531		L= 2.286
				12/99→; Trommelbremse; 		24.3727-0532.2 580532		L= 1.063
FIAT - SCUDO Pritsche/Fahrgestell (270_, 272_) 01/07→03/16								
 Radbremszylinder								
1.6 D Multijet	66	01/07→03/16	➔				24.3222-1726.3 020518	TRW ALU
Zubehörsatz, Bremsbacken								
1.6 D Multijet	66	01/07→03/16	➔				03.0137-9219.2 669219	TRW
 Bremsbackensatz								
1.6 D Multijet	66	01/07→03/16	➔	nicht für Wohnmobile			03.0137-0334.2 650334 03.0520-7122.3 697122	TRW Ø 254 x 57 + HEB TRW Ø 254 x 57 + RZ / + Zub TopKit












	kw			 	! #		
FIAT - SEDICI (189_) 06/06→10/14							
 Radbremszylinder							
1.6 16V	79 - 88	06/06→10/14	➔		2	24.3219-1756.3	020511 BOS ALU
1.6 16V 4x4	79 - 88	06/06→10/14					
1.9 D Multijet	88	06/06→10/11					
1.9 D Multijet 4x4	88	06/06→10/11					
2.0 D Multijet	99	06/06→10/14					
2.0 D Multijet 4x4	99	06/06→10/14					
Zubehörsatz, Bremsbacken							
1.6 16V	79 - 88	06/06→10/14	➔			03.0137-9319.2	669319 BOS
1.6 16V 4x4	79 - 88	06/06→10/14					
1.9 D Multijet	88	06/06→10/11					
1.9 D Multijet 4x4	88	06/06→10/11					
2.0 D Multijet	99	06/06→10/14					
2.0 D Multijet 4x4	99	06/06→10/14					
 Bremsbackensatz							
1.6 16V	79 - 88	06/06→10/14	➔			03.0137-0490.2	650490 BOS Ø 220 x 35 + HEB
1.6 16V 4x4	79 - 88	06/06→10/14				03.0520-7719.3	697719 BOS Ø 220 x 35 + RZ / + Zub TopKit
1.9 D Multijet	88	06/06→10/11					
1.9 D Multijet 4x4	88	06/06→10/11					
2.0 D Multijet	99	06/06→10/14					
2.0 D Multijet 4x4	99	06/06→10/14					
 Seilzug, Feststellbremse							
1.6 16V	79 - 88	06/06→10/14		Scheibenbremse; <input type="checkbox"/>		24.3727-2006.2	582006 L= 1.638
1.6 16V 4x4	79 - 88	06/06→10/14		Scheibenbremse; <input type="checkbox"/>		24.3727-2007.2	582007 L= 1.638
1.9 D Multijet	88	06/06→10/11					
1.9 D Multijet 4x4	88	06/06→10/11					
2.0 D Multijet	99	06/06→10/14					
2.0 D Multijet 4x4	99	06/06→10/14					
FIAT - SEICENTO / 600 (187_) 11/97→01/10							
 Radbremszylinder							
0.9	29	11/97→12/08	➔	04/98→ 03/08	2	24.3219-0803.3	020183 GG
1.1	40	01/98→01/10					
Elektra	30	01/99→01/05	➔	03/00→		24.3219-0803.3	020183 GG
Elettrica	22	03/00→04/04	➔			24.3219-0803.3	020183 GG
Zubehörsatz, Bremsbacken							
0.9	29	11/97→12/08	➔	04/98→ 03/08		03.0137-9021.2	669021 Fiat
1.1	40	01/98→01/10					
Elektra	30	01/99→01/05	➔	03/00→		03.0137-9021.2	669021 Fiat
Elettrica	22	03/00→04/04	➔			03.0137-9021.2	669021 Fiat
 Bremstrommel							
0.9	29	11/97→12/08	➔	04/98→ 03/08		24.0218-5002.1	480117 Ø 219 x 36,5 / 186,8
1.1	40	01/98→01/10					
Elektra	30	01/99→01/05	➔	03/00→		24.0218-5002.1	480117 Ø 219 x 36,5 / 186,8
Elettrica	22	03/00→04/04	➔			24.0218-5002.1	480117 Ø 219 x 36,5 / 186,8
 Bremsbackensatz							
0.9	29	11/97→12/08	➔	04/98→ 03/08		03.0137-0015.2	650015 Fiat Ø 185 x 31
1.1	40	01/98→01/10				03.0420-0319.3	680319 Fiat Ø 185 x 31 + RZ / + Zub Kit
Elektra	30	01/99→01/05	➔	03/00→		03.0137-0015.2	650015 Fiat Ø 185 x 31
Elettrica	22	03/00→04/04	➔			03.0420-0319.3	680319 Fiat Ø 185 x 31 + RZ / + Zub Kit
 Seilzug, Feststellbremse							
0.9	29	11/97→12/08		04/98→ 03/08; Trommelbremse; <input type="checkbox"/>	1	24.3727-0544.2	580544 L= 2.670
1.1	40	01/98→01/10					














	kw					! #		
FIAT - SEICENTO / 600 Kasten/Schrägheck (287_) 01/98→01/10								
 Radbremszylinder								
0.9 1.1	29 40	01/98→01/10 01/98→01/10	➡	04/98→03/08		24.3219-0803.3	020183	GG
Zubehörsatz, Bremsbacken								
0.9 1.1	29 40	01/98→01/10 01/98→01/10	➡	04/98→03/08		03.0137-9021.2	669021	Fiat
 Bremstrommel								
0.9 1.1	29 40	01/98→01/10 01/98→01/10	➡	04/98→03/08		24.0218-5002.1	480117	Ø 219 x 36,5 / 186,8
 Bremsbackensatz								
0.9 1.1	29 40	01/98→01/10 01/98→01/10	➡	04/98→03/08		03.0137-0015.2 03.0420-0319.3	650015 680319	Fiat Ø 185 x 31 Fiat Ø 185 x 31 + RZ / + Zub Kit
 Seilzug, Feststellbremse								
0.9 1.1	29 40	01/98→01/10 01/98→01/10		04/98→03/08; Trommelbremse; 	1	24.3727-0544.2	580544	L= 2.670
FIAT - SIENA (178_, 172_) 04/96→12/16								
 Radbremszylinder								
1.3	59	09/01→12/09	➡	→ 12/06	2	24.3220-1116.3	020313	GG
Zubehörsatz, Bremsbacken								
1.3	59	09/01→12/09	➡	→ 12/06		03.0137-9234.2	669234	
 Bremstrommel								
1.3	59	09/01→12/09	➡	→ 12/06		24.0222-8018.1	480078	Ø 268 x 48 / 230
1.4 1.4 Cat	51 51	04/96→12/09 04/96→12/09	➡	02/98→12/06		24.0218-5002.1	480117	Ø 219 x 36,5 / 186,8
1.5 1.7 TD	62 51	06/04→12/09 02/06→12/09	➡			24.0218-5002.1	480117	Ø 219 x 36,5 / 186,8
1.6 1.6 16V	76 74	11/00→12/12 09/98→12/09	➡	→ 12/06		24.0218-5002.1	480117	Ø 219 x 36,5 / 186,8
 Bremsbackensatz								
1.3	59	09/01→12/09	➡	→ 12/06		03.0137-0352.2 03.0520-7820.3	650352 697820	Ø 228 x 43 + HEB AP Ø 228 x 43 + RZ / + Zub TopKit
FIAT - STILO (192_) 10/01→11/10								
 Seilzug, Feststellbremse								
1.2 16V 1.4 16V	59 66 - 70	02/02→11/06 10/03→12/06		<input type="checkbox"/>		24.3727-0553.2	580553	L= 1.786
				<input type="checkbox"/>		24.3727-0554.2	580554	L= 1.668
1.6 1.6 16V	100 76 - 77	04/05→11/06 10/01→11/06						
1.8 16V	90 - 98	10/01→04/07						
1.9 D Multijet	74 - 110	09/05→11/06						
1.9 JTD	59 - 103	10/01→11/06						
2.4 20V	125	10/01→04/07						
FIAT - STILO Multi Wagon (192_) 01/03→08/08								
 Seilzug, Feststellbremse								
1.4 16V	66 - 70	01/04→08/08		→ 03/08; <input type="checkbox"/>		24.3727-0553.2	580553	L= 1.786
1.6 16V 1.8 16V	76 98	01/03→08/08 01/03→08/08		→ 03/08; <input type="checkbox"/>		24.3727-0554.2	580554	L= 1.668
1.9 D 1.9 D Multijet	66 74 -	09/04→08/08 09/05→08/08						
1.9 JTD	110 59 - 103	01/03→08/08						
1.6 16V 2.4 20V	77 123	03/05→12/07 01/04→08/08		<input type="checkbox"/>		24.3727-0553.2	580553	L= 1.786
				<input type="checkbox"/>		24.3727-0554.2	580554	L= 1.668




























	kW					! #		
FIAT - STILO VAN (192_) 10/01→08/08								
 Seilzug, Feststellbremse								
1.4	70	01/04→08/08		<input type="checkbox"/>			24.3727-0553.2 580553	L= 1.786
1.6	77 - 100	04/05→08/08		<input type="checkbox"/>			24.3727-0554.2 580554	L= 1.668
1.9 JTD	59 - 110	10/01→08/08						
FIAT - STRADA Pick-up (178_, 278_) 02/98→								
 Radbremszylinder								
1.3 D Multijet	70	10/10→	➔	01/11→		2	24.3220-1722.3 020458	GG
Zubehörsatz, Bremsbacken								
1.2	44	04/03→	➔	→ 12/11			03.0137-9081.2 669081	
1.2 Trekking	60	11/05→						
1.3 D Multijet	62	05/06→						
1.9 D	46	12/00→						
1.9 JTD	59	04/03→						
1.2	54	06/99→12/06	➔				03.0137-9081.2 669081	
1.7 TD	51	06/99→12/06						
1.3 D Multijet	70	10/10→	➔	01/11→			03.0137-9261.2 669261	
 Bremstrommel								
1.2	44	04/03→	➔	→ 12/11			24.0222-8018.1 480078	Ø 268 x 48 / 230
1.2 Trekking	60	11/05→						
1.3 D Multijet	62	05/06→						
1.9 D	46	12/00→						
1.9 JTD	59	04/03→						
1.2	54	06/99→12/06	➔				24.0222-8018.1 480078	Ø 268 x 48 / 230
1.7 TD	51	06/99→12/06						
1.3 D Multijet	70	10/10→	➔	01/11→			24.0222-8018.1 480078	Ø 268 x 48 / 230
 Bremsbackensatz								
1.3 D Multijet	70	10/10→	➔	01/11→			03.0137-0415.2 650415	Ø 228 x 42 + HEB
FIAT - TEMPRA (159_) 03/90→12/98								
 Seilzug, Feststellbremse								
2.0	81	05/94→12/98		→ 09/96; Scheibenbremse; <input type="checkbox"/>			24.3727-0006.2 580006	L= 1.460
				→ 09/96; Scheibenbremse; <input type="checkbox"/>			24.3727-0521.2 580521	L= 1.517
FIAT - TIPO Kombi (356_, 357_) 03/16→								
 Radbremszylinder								
1.0	74	11/20→	➔			2	24.3220-1757.3 020605	ALU
1.3 D	70	03/16→10/20						
1.4	70 - 88	03/16→10/20						
1.4 LPG	88	05/16→10/20						
1.6	81	07/16→10/20						
1.6 D	84 - 88	03/16→10/20						
1.6 Multijet	96	11/20→						
Zubehörsatz, Bremsbacken								
1.0	74	11/20→	➔				03.0137-9309.2 669309	AP
1.3 D	70	03/16→10/20						
1.4	70 - 88	03/16→10/20						
1.4 LPG	88	05/16→10/20						
1.5 T4 Hybrid	96	03/22→						
1.6	81	07/16→10/20						
1.6 D	84 - 88	03/16→10/20						
1.6 Multijet	96	11/20→						
 Bremsbackensatz								
1.0	74	11/20→	➔				03.0137-0526.2 650526	AP Ø 229 x 43 + HEB
1.3 D	70	03/16→10/20					03.0521-0820.3 690103	AP Ø 228 x 42 + RZ / + Zub TopKit
1.4	70 - 88	03/16→10/20						
1.4 LPG	88	05/16→10/20						
1.6	81	07/16→10/20						
1.6 D	84 - 88	03/16→10/20						
1.6 Multijet	96	11/20→						
1.5 T4 Hybrid	96	03/22→	➔				03.0137-0526.2 650526	AP Ø 229 x 43 + HEB
→								






























	kw			 	! #		
FIAT - TIPO Kombi (356_, 357_) 03/16→							
 Seilzug, Feststellbremse							
1.0	74	11/20→		Kasten/Kombi; ↓	2	24.3727-0583.2 580583	L= 1.856
1.3 D	70	03/16→10/20		↓	2	24.3727-0585.2 580585	L= 1.738
1.4	70	03/16→10/20					
1.6	81	07/16→10/20					
1.4	88	03/16→10/20		Kasten/Kombi; ↓	2	24.3727-0583.2 580583	L= 1.856
1.4 LPG	88	05/16→10/20					
1.6 D	84 -	03/16→10/20					
	88						
1.6 Multijet	96	11/20→					
FIAT - TIPO Schrägheck (356_, 357_) 03/16→							
 Radbremszylinder							
1.0	74	11/20→	→		2	24.3220-1757.3 020605	ALU
1.3 D	70	03/16→10/20					
1.4	70 -	03/16→10/20					
	88						
1.4 LPG	88	05/16→10/20					
1.6	81	07/16→10/20					
1.6 D	84 -	03/16→10/20					
	88						
1.6 Multijet	96	11/20→					
Zubehörsatz, Bremsbacken							
1.0	74	11/20→	→			03.0137-9309.2 669309	AP
1.3 D	70	03/16→10/20					
1.4	70 -	03/16→10/20					
	88						
1.4 LPG	88	05/16→10/20					
1.5 T4 Hybrid	96	03/22→					
1.6	81	07/16→10/20					
1.6 D	84 -	03/16→10/20					
	88						
1.6 Multijet	96	11/20→					
Bremsbackensatz							
1.0	74	11/20→	→			03.0137-0526.2 650526	AP Ø 229 x 43 + HEB
1.3 D	70	03/16→10/20				03.0521-0820.3 690103	AP Ø 228 x 42 + RZ / + Zub TopKit
1.4	70 -	03/16→10/20					
	88						
1.4 LPG	88	05/16→10/20					
1.6	81	07/16→10/20					
1.6 D	84 -	03/16→10/20					
	88						
1.6 Multijet	96	11/20→					
1.5 T4 Hybrid	96	03/22→	→			03.0137-0526.2 650526	AP Ø 229 x 43 + HEB
Seilzug, Feststellbremse							
1.0	74	11/20→		Kasten/Kombi; ↓	2	24.3727-0583.2 580583	L= 1.856
1.3 D	70	03/16→10/20		↓	2	24.3727-0585.2 580585	L= 1.738
1.4	70	03/16→10/20					
1.4	88	03/16→10/20		Kasten/Kombi; ↓	2	24.3727-0583.2 580583	L= 1.856
1.4 LPG	88	05/16→10/20					
1.6 D	84 -	03/16→10/20					
	88						
1.6 Multijet	96	11/20→					
1.6	81	07/16→10/20		Kasten/Kombi; ↓	2	24.3727-0583.2 580583	L= 1.856
				↓	2	24.3727-0584.2 580584	L= 1.737
FIAT - TIPO Stufenheck (356_, 357_) 10/15→							
 Radbremszylinder							
1.0	74	11/20→	→		2	24.3220-1757.3 020605	ALU
1.3 D	70	10/15→10/20					
1.4	70	10/15→10/20					
1.4 LPG	88	05/16→10/20					
1.6	81	10/15→10/20					
1.6 D	84 -	10/15→10/20					
	88						
1.6 Multijet	96	11/20→					
Zubehörsatz, Bremsbacken							
1.0	74	11/20→	→			03.0137-9309.2 669309	AP
1.3 D	70	10/15→10/20					
1.4	70	10/15→10/20					
1.4 LPG	88	05/16→10/20					
1.5 T4 Hybrid	96	03/22→					
1.6	81	10/15→10/20					
1.6 D	84 -	10/15→10/20					
	88						

	kw					! #		
FIAT - TIPO Stufenheck (356_, 357_) 10/15→								
Zubehörsatz, Bremsbacken								
1.6 Multijet	96	11/20→	➔				03.0137-9309.2 669309	AP
 Bremsbackensatz								
1.0	74	11/20→	➔				03.0137-0526.2 650526	AP Ø 229 x 43 + HEB
1.3 D	70	10/15→10/20					03.0521-0820.3 690103	AP Ø 228 x 42 + RZ / + Zub TopKit
1.4	70	10/15→10/20						
1.4 LPG	88	05/16→10/20						
1.6	81	10/15→10/20						
1.6 D	84 - 88	10/15→10/20						
1.6 Multijet	96	11/20→						
1.5 T4 Hybrid	96	03/22→	➔				03.0137-0526.2 650526	AP Ø 229 x 43 + HEB
 Seilzug, Feststellbremse								
1.0	74	11/20→		Kasten/Kombi; ↓	2	24.3727-0583.2 580583	L= 1.856	
1.3 D	70	10/15→10/20		↓	2	24.3727-0585.2 580585	L= 1.738	
1.4	70	10/15→10/20						
1.4 LPG	88	05/16→10/20		Kasten/Kombi; ↓	2	24.3727-0583.2 580583	L= 1.856	
1.6 D	84 - 88	10/15→10/20						
1.6 Multijet	96	11/20→						
1.6	81	10/15→10/20		Kasten/Kombi; ↓	2	24.3727-0583.2 580583	L= 1.856	
				↓	2	24.3727-0584.2 580584	L= 1.737	
FIAT - ULYSSE (179_) 08/02→06/11								
 Seilzug, Feststellbremse								
2.0	100	08/02→06/11		→ 01/11; Scheibenbremse; □		24.3727-0847.2 580847	L= 1.068	
2.2 JTD	120	03/08→06/11				24.3727-0848.2 580848	L= 2.360	
3.0	150	08/02→06/11						
2.0 D Multijet	88 - 100	05/06→06/11		→ 01/11; Scheibenbremse; ↓	2	24.3727-0569.2 580569	L= 1.255	
2.2 D Multijet	125	03/08→06/11						
2.0 JTD	79 - 80	08/02→08/06		Scheibenbremse; □		24.3727-0847.2 580847	L= 1.068	
2.2 JTD	94	08/02→08/06		Scheibenbremse; □		24.3727-0848.2 580848	L= 2.360	
FIAT - ULYSSE (220_) 06/94→08/02								
 Radbremszylinder								
1.8	73	05/97→08/02	➔	→ 07/02; - ABS	2	24.3219-1704.3 020374	GG	
1.9 TD	66	02/95→08/02						
2.0	89	06/94→08/02						
2.0 JTD	80	10/99→08/02						
1.9 TD	68	05/97→12/99	➔	- ABS	2	24.3219-1704.3 020374	GG	
2.0 JTD 16V	80	05/99→08/02	➔	10/99→ 07/02; - ABS	2	24.3219-1704.3 020374	GG	
2.1 TD	80	03/96→10/99	➔	06/96→; - ABS	2	24.3219-1704.3 020374	GG	
Zubehörsatz, Bremsbacken								
1.8	73	05/97→08/02	➔	→ 07/02; - ABS		03.0137-9208.2 669208		
1.9 TD	66	02/95→08/02						
2.0	89	06/94→08/02						
2.0 JTD	80	10/99→08/02						
1.9 TD	68	05/97→12/99	➔	- ABS		03.0137-9208.2 669208		
2.0 JTD 16V	80	05/99→08/02	➔	10/99→ 07/02; - ABS		03.0137-9208.2 669208		
2.1 TD	80	03/96→10/99	➔	06/99→; - ABS		03.0137-9208.2 669208		
 Bremstrommel								
1.8	73	05/97→08/02	➔	→ 07/02; - ABS		24.0225-5003.1 480066	Ø 298 x 67 / 256	
1.9 TD	66	02/95→08/02						
2.0	89	06/94→08/02						
2.0 JTD	80	10/99→08/02						
1.9 TD	68	05/97→12/99	➔	- ABS		24.0225-5003.1 480066	Ø 298 x 67 / 256	
2.0 JTD 16V	80	05/99→08/02	➔	10/99→ 07/02; - ABS		24.0225-5003.1 480066	Ø 298 x 67 / 256	
2.1 TD	80	03/96→10/99	➔	06/96→; - ABS		24.0225-5003.1 480066	Ø 298 x 67 / 256	
 Bremsbackensatz								
1.8	73	05/97→08/02	➔	→ 07/02; - ABS		03.0137-0314.2 650314	Ø 255 x 61	
1.9 TD	66	02/95→08/02				03.0520-2619.3 692619	BDX Ø 255 x 61 + RZ / + Zub TopKit	
2.0	89	06/94→08/02						
2.0 JTD	80	10/99→08/02				03.0525-0029.3 EQ0029	BDX Ø 255 x 61 - RZ / + Zub Easy Quick	
→								

	kw					! #		
FIAT - ULYSSE (220_) 06/94 → 08/02								
 Bremsbackensatz								
1.9 TD	68	05/97 → 12/99	➔	- ABS			03.0137-0314.2 650314 03.0520-2619.3 692619 03.0525-0029.3 EQ0029	Ø 255 x 61 BDX Ø 255 x 61 + RZ / + Zub TopKit BDX Ø 255 x 61 - RZ / + Zub Easy Quick
2.0 JTD 16V	80	05/99 → 08/02	➔	10/99 → 07/02; - ABS			03.0137-0314.2 650314 03.0520-2619.3 692619 03.0525-0029.3 EQ0029	Ø 255 x 61 BDX Ø 255 x 61 + RZ / + Zub TopKit BDX Ø 255 x 61 - RZ / + Zub Easy Quick
2.1 TD	80	03/96 → 10/99	➔	06/99 →; - ABS			03.0137-0314.2 650314 03.0520-2619.3 692619 03.0525-0029.3 EQ0029	Ø 255 x 61 BDX Ø 255 x 61 + RZ / + Zub TopKit BDX Ø 255 x 61 - RZ / + Zub Easy Quick
 Bremsbackensatz, Feststellbremse								
1.8 1.9 TD 2.0 2.0 16V 2.0 JTD 2.0 Turbo	73 66 89 100 80 108	05/97 → 08/02 02/95 → 08/02 06/94 → 08/02 09/00 → 08/02 10/99 → 08/02 06/94 → 08/02	➔	→ 07/02			03.0137-4018.2 654018	Ø 180 x 30 + Zub
1.9 TD 2.0 16V	68 97	05/97 → 12/99 05/98 → 09/00	➔				03.0137-4018.2 654018	Ø 180 x 30 + Zub
2.0 JTD 16V	80	05/99 → 08/02	➔	10/99 → 07/02			03.0137-4018.2 654018	Ø 180 x 30 + Zub
2.1 TD	80	03/96 → 10/99	➔	06/96 →			03.0137-4018.2 654018	Ø 180 x 30 + Zub
Zubehörsatz, Feststellbremsbacken								
1.8 1.9 TD 2.0 2.0 16V 2.0 JTD 2.0 Turbo	73 66 89 100 80 108	05/97 → 08/02 02/95 → 08/02 06/94 → 08/02 09/00 → 08/02 10/99 → 08/02 06/94 → 08/02		→ 07/02			03.0137-9249.2 669249 03.0137-9700.2 669700 03.0137-9702.2 669702	
1.9 TD 2.0 16V	68 97	05/97 → 12/99 05/98 → 09/00					03.0137-9249.2 669249 03.0137-9700.2 669700 03.0137-9702.2 669702	
2.0 JTD 16V	80	05/99 → 08/02		10/99 → 07/02			03.0137-9249.2 669249 03.0137-9700.2 669700 03.0137-9702.2 669702	
2.1 TD	80	03/96 → 10/99		06/96 →			03.0137-9249.2 669249 03.0137-9700.2 669700 03.0137-9702.2 669702	
 Seilzug, Feststellbremse								
1.8 2.0	73 89	05/97 → 08/02 06/94 → 08/02		→ 07/02; ☒	1	24.3727-0336.2 580336	L= 500	
				→ 07/02; ☐		24.3727-0531.2 580531	L= 2.286	
				→ 07/02; ☑		24.3727-0532.2 580532	L= 1.063	
1.9 TD 2.0 16V	68 97	05/97 → 12/99 05/98 → 09/00		☒	1	24.3727-0336.2 580336	L= 500	
				☐		24.3727-0529.2 580529	L= 2.205	
				☑		24.3727-0530.2 580530	L= 1.255	
1.9 TD 2.0 16V 2.0 JTD 2.0 Turbo	66 100 80 108	02/95 → 08/02 09/00 → 08/02 10/99 → 08/02 06/94 → 08/02		→ 07/02; ☒	1	24.3727-0336.2 580336	L= 500	
				→ 07/02; ☐		24.3727-0529.2 580529	L= 2.205	
				→ 07/02; ☑		24.3727-0530.2 580530	L= 1.255	
2.0 JTD 16V	80	05/99 → 08/02		10/99 → 07/02; ☒	1	24.3727-0336.2 580336	L= 500	
				10/99 → 07/02; ☐		24.3727-0529.2 580529	L= 2.205	
				10/99 → 07/02; ☑		24.3727-0530.2 580530	L= 1.255	
2.1 TD	80	03/96 → 10/99		06/96 →; ☒	1	24.3727-0336.2 580336	L= 500	
				06/96 →; ☐		24.3727-0529.2 580529	L= 2.205	
				06/96 →; ☑		24.3727-0530.2 580530	L= 1.255	
FIAT - UNO (146_) 01/83 → 12/13								
 Radbremszylinder								
1.0 1.7 D ➔	42 43	05/93 → 06/01 11/94 → 08/00	➔	→ 06/95	2	24.3219-0803.3 020183	GG	

	kw			 	! #		
FIAT - UNO (146_) 01/83→12/13							
 Radbremszylinder							
1.1 70 S 1.4	41 - 43 52	04/86→06/06 10/88→06/06	➔		2	24.3219-0803.3 020183	GG
Zubehörsatz, Bremsbacken							
1.0 1.7 D	42 43	05/93→06/01 11/94→08/00	➔	→ 06/95		03.0137-9021.2 669021	Fiat
1.1 70 S 1.4	41 - 43 52	04/86→06/06 10/88→06/06	➔			03.0137-9021.2 669021	Fiat
 Bremstrommel							
1.0 1.7 D	42 43	05/93→06/01 11/94→08/00	➔	→ 06/95		24.0218-5001.1 480012	Ø 219 x 37 / 186,8
1.1 70 S 1.4	41 - 43 52	04/86→06/06 10/88→06/06	➔			24.0218-5001.1 480012	Ø 219 x 37 / 186,8
 Bremsbackensatz							
1.0 1.7 D	42 43	05/93→06/01 11/94→08/00	➔	→ 06/95		03.0137-0015.2 650015 03.0137-0273.2 650273 03.0420-0319.3 680319	Fiat Ø 185 x 31 AP Ø 185 x 31 Fiat Ø 185 x 31 + RZ / + Zub Kit
1.1 70 S 1.4	41 - 43 52	04/86→06/06 10/88→06/06	➔			03.0137-0015.2 650015 03.0137-0273.2 650273 03.0420-0319.3 680319	Fiat Ø 185 x 31 AP Ø 185 x 31 Fiat Ø 185 x 31 + RZ / + Zub Kit
 Seilzug, Feststellbremse							
1.0 1.7 D	42 43	05/93→06/01 11/94→08/00		→ 7767870; Trommelbremse; <input type="checkbox"/>		24.3727-0507.2 580507	L= 521
				→ 7767870; Trommelbremse; <input type="checkbox"/>		24.3727-0508.2 580508	L= 2.018
				→ 06/95; 7767871→; Trommelbremse; <input type="checkbox"/>		24.3727-0509.2 580509	L= 523
				→ 06/95; 7767871→; Trommelbremse; <input type="checkbox"/>		24.3727-0518.2 580518	L= 2.016
1.0 iE	34	05/98→08/00		→ 7767870; Trommelbremse; <input type="checkbox"/>		24.3727-0507.2 580507	L= 521
				→ 7767870; Trommelbremse; <input type="checkbox"/>		24.3727-0508.2 580508	L= 2.018
1.1 70 S 1.4	41 - 43 52	04/86→06/06 10/88→06/06		→ 7767870; Trommelbremse; <input type="checkbox"/>		24.3727-0507.2 580507	L= 521
				→ 7767870; Trommelbremse; <input type="checkbox"/>		24.3727-0508.2 580508	L= 2.018
				7767871→; Trommelbremse; <input type="checkbox"/>		24.3727-0509.2 580509	L= 523
				7767871→; Trommelbremse; <input type="checkbox"/>		24.3727-0518.2 580518	L= 2.016
FORD - B-MAX (JK) 10/12→							
 Radbremszylinder							
1.0 EcoBoost 1.4 1.4 LPG 1.5 TDCi 1.6 TDCi 1.6 Ti	74 - 103 66 64 - 66 55 - 70 70 77	10/12→ 10/12→ 08/13→ 10/12→ 10/12→ 10/12→	➔		2	24.3220-1750.3 020595	ALU
Zubehörsatz, Bremsbacken							
1.0 EcoBoost 1.4 1.4 LPG 1.5 TDCi 1.6 TDCi 1.6 Ti	74 - 103 66 64 - 66 55 - 70 70 77	10/12→ 10/12→ 08/13→ 10/12→ 10/12→ 10/12→	➔			03.0137-9313.2 669313	
 Bremsbackensatz							
1.0 EcoBoost 1.4 1.4 LPG 1.5 TDCi 1.6 TDCi 1.6 Ti →	74 - 103 66 64 - 66 55 - 70 70 77	10/12→ 10/12→ 08/13→ 10/12→ 10/12→ 10/12→	➔			03.0137-0512.2 650512 03.0521-0420.3 690107	Ø 228 x 42 + HEB Ø 228 x 42 + RZ / + Zub TopKit


	kw			 	! #		
FORD - B-MAX (JK) 10/12→							
 Seilzug, Feststellbremse							
1.0 EcoBoost	74 - 92	10/12→		06/13→; 	1	24.3727-0679.2 580679	L= 408
1.4	66	10/12→		→ 05/13; 	1	24.3727-0679.2 580679	L= 408
1.5 TDCi	55	10/12→					
1.6 TDCi	70	10/12→					
1.6 Ti	77	10/12→					
1.0 EcoBoost	103	02/16→			1	24.3727-0679.2 580679	L= 408
1.4 LPG	64 - 66	08/13→					
1.5 TDCi	70	04/15→					
FORD - B-MAX Van (JK) 08/12→							
 Radbremszylinder							
1.0 EcoBoost	74 - 92	08/12→				24.3220-1750.3 020595	ALU
1.4	66	10/12→					
1.4 LPG	66	10/12→					
1.5 TDCi	55 - 70	10/12→					
1.6 TDCi	70	10/12→					
1.6 Ti	77	10/12→					
Zubehörsatz, Bremsbacken							
1.0 EcoBoost	74 - 92	08/12→				03.0137-9313.2 669313	
1.4	66	10/12→					
1.4 LPG	66	10/12→					
1.5 TDCi	55 - 70	10/12→					
1.6 TDCi	70	10/12→					
1.6 Ti	77	10/12→					
 Bremsbackensatz							
1.0 EcoBoost	74 - 92	08/12→				03.0137-0512.2 650512	Ø 228 x 42 + HEB
1.4	66	10/12→				03.0521-0420.3 690107	Ø 228 x 42 + RZ / + Zub TopKit
1.4 LPG	66	10/12→					
1.5 TDCi	55 - 70	10/12→					
1.6 TDCi	70	10/12→					
1.6 Ti	77	10/12→					
 Seilzug, Feststellbremse							
1.0 EcoBoost	74 - 92	08/12→		06/13→; 	1	24.3727-0679.2 580679	L= 408
1.4	66	10/12→		→ 05/13; 	1	24.3727-0679.2 580679	L= 408
1.4 LPG	66	10/12→					
1.5 TDCi	55	10/12→					
1.6 TDCi	70	10/12→					
1.6 Ti	77	10/12→					
1.5 TDCi	70	04/15→			1	24.3727-0679.2 580679	L= 408
FORD - C-MAX (DM2) 02/07→09/10							
 Seilzug, Feststellbremse							
1.6	74	02/07→09/10		03/07→; Scheibenbremse; 	1	24.3727-0659.2 580659	L= 1.816 L2= 1.860
1.6 TDCi	66 - 80	02/07→09/10		03/07→; Scheibenbremse; 	1	24.3727-0678.2 580678	L= 341
1.8	90 - 92	02/07→09/10					
1.8 Flexifuel	92	02/07→09/10					
1.8 TDCi	85	02/07→09/10					
2.0	107	02/07→09/10					
2.0 TDCi	98 - 100	02/07→09/10					
1.6	85	04/07→09/10		Scheibenbremse; 	1	24.3727-0659.2 580659	L= 1.816 L2= 1.860
2.0 CNG	107	04/09→09/10		Scheibenbremse; 	1	24.3727-0678.2 580678	L= 341
2.0 LPG	107	06/08→09/10					
2.0 TDCi	81	02/08→09/10					
FORD - C-MAX II (DXA/CB7, DXA/CEU) 04/10→06/19							
 Seilzug, Feststellbremse							
1.0 EcoBoost	74 - 92	10/12→06/19			1	24.3727-0678.2 580678	L= 341
1.5 EcoBoost	110 - 134	03/15→06/19					
1.5 TDCi	70 - 88	03/15→06/19					
1.5 TDCi ECONetic	77	03/15→06/19					

	kW			 	! #		
FORD - C-MAX II (DXA/CB7, DXA/CEU) 04/10→06/19							
 Seilzug, Feststellbremse							
1.6 CNG 1.6 EcoBoost	86 110 - 134	01/13→12/14 12/10→06/19			1	24.3727-0678.2 580678	L= 341
1.6 Flexifuel 1.6 LPG	88 86 - 88	02/11→06/19 02/12→06/19					
1.6 TDCi	70 - 85	12/10→06/19					
1.6 Ti	63 - 92	12/10→06/19					
2.0 Energi 2.0 TDCi	136 85 - 125	01/15→06/19 04/10→06/19					
FORD - C-MAX II Van 10/10→06/19							
 Seilzug, Feststellbremse							
1.0 EcoBoost	74 - 92	10/12→06/19			1	24.3727-0678.2 580678	L= 341
1.5 EcoBoost	110 - 134	03/15→06/19					
1.5 TDCi	88	03/15→06/19					
1.5 TDCi ECONetic	77	03/15→06/19					
1.6 EcoBoost	110 - 134	12/10→06/19					
1.6 TDCi	70 - 85	12/10→06/19					
1.6 Ti	77	10/10→06/19					
2.0 TDCi	85 - 125	12/10→06/19					
FORD - COUGAR (EC_) 08/98→12/01							
 Seilzug, Feststellbremse							
2.0 16V 2.5 V6 24V	96 125	08/98→12/01 08/98→12/01		09/98→; Scheibenbremse; 	1	24.3727-0638.2 580638	L= 270
				09/98→; Scheibenbremse; 	2	24.3727-0644.2 580644	L= 1.462
2.5 ST 200 2.5 V6 24V	151 125	01/00→12/01 06/00→12/01		Scheibenbremse; 	1	24.3727-0638.2 580638	L= 270
				Scheibenbremse; 	2	24.3727-0644.2 580644	L= 1.462
FORD - COURIER Pick-up 03/96→12/13							
 Radbremszylinder							
1.6	74	08/01→12/11			2	24.3217-1715.3 020463 24.3222-1117.3 020272	TRW GG GG
Zubehörsatz, Bremsbacken							
1.6	74	08/01→12/11				03.0137-9177.2 669177	
 Bremstrommel							
1.6	74	08/01→12/11				24.0220-3008.2 480075	Ø 240 x 45 / 204
 Bremsbackensatz							
1.6	74	08/01→12/11				03.0137-0338.2 650338	Ø 203 x 38
 Seilzug, Feststellbremse							
1.6	74	08/01→12/11		Trommelbremse; 		24.3727-0660.2 580660	L= 1.575 L2= 1.627
				Trommelbremse; 		24.3727-1800.2 581800	L= 312
FORD - ECOSPORT 09/11→							
 Radbremszylinder							
1.0 EcoBoost	70 - 103	10/13→			2	24.3220-1754.3 020599	ALU
1.5 EcoBlue TDCi	70 - 74	05/15→					
1.5 TDCi	74	05/15→					
1.5 TDCi EcoBlue	88 - 92	11/17→					
1.5 TDCi EcoBlue 4x4	92	11/17→					
1.5 Ti-VCT	81 - 90	10/13→					
1.6 Ti-VCT	90	08/12→					
2.0 4x4	103	08/12→					
2.0 Ti-VCT 4x4	110	10/18→					
1.5 TDCi 1.5 Ti →	66 82	10/13→ 10/13→		02/14→	2	24.3220-1754.3 020599	ALU

FORD - ECOSPORT 09/11→


Zubehörsatz, Bremsbacken

1.0 EcoBoost	70 - 103	10/13→	➔				
1.5 EcoBlue TDCi	70 - 74	05/15→					
1.5 TDCi	66 - 74	10/13→					
1.5 TDCi EcoBlue	88 - 92	11/17→					
1.5 TDCi EcoBlue 4x4	92	11/17→					
1.5 Ti	82	10/13→					
1.5 Ti-VCT	81 - 90	10/13→					
1.6 Ti-VCT	90	08/12→					
2.0 4x4	103	08/12→					
2.0 Ti-VCT 4x4	110	10/18→					

 **Bremsbackensatz**

1.0 EcoBoost	92 - 103	10/13→	➔				
1.5 EcoBlue TDCi	70	05/15→					
1.5 TDCi	66 - 74	10/13→					
1.5 Ti	82	10/13→					
1.5 Ti-VCT	81	10/13→					
1.6 Ti-VCT	90	08/12→					
2.0 4x4	103	08/12→					










FORD - ESCORT VI (GAL, AAL, ABL) 01/95→10/02








 **Radbremszylinder**

1.3	44	01/95→10/98	➔	02/95→; - ABS	2	24.3220-1112.3	020223	GG
1.4	55	01/95→10/98	➔	02/95→; + ABS	2	24.3222-1117.3	020272	GG
1.6 16V 1.6 16V 4x4	66	01/95→10/98	➔	02/95→ 07/95; - ABS	2	24.3220-1112.3	020223	GG
			➔	02/95→ 07/95; + ABS	2	24.3222-1117.3	020272	GG
			➔	08/95→	2	24.3222-1117.3	020272	GG
1.8 16V	85	01/95→10/98	➔	02/95→ 07/95; - ABS	2	24.3220-1112.3	020223	GG
			➔	08/95→	2	24.3220-1112.3	020223	GG
			➔	02/95→ 07/95; + ABS	2	24.3222-1117.3	020272	GG
1.8 TD	66	01/95→10/98	➔	02/95→ 07/95; - ABS	2	24.3219-1107.3	020338	TRW GG
			➔	08/95→	2	24.3220-1112.3	020223	GG
			➔	02/95→ 07/95; + ABS	2	24.3222-1117.3	020272	GG
1.8 Turbo D	51	12/95→10/98	➔		2	24.3220-1112.3	020223	GG
RS 2000	110	02/95→02/98	➔		2	24.3222-1117.3	020272	GG
RS 2000 4x4	110	02/95→10/98						
RS Cosworth 4x4	162	02/95→10/98						








Zubehörsatz, Bremsbacken










1.3	44	01/95→10/98	➔	08/95→; + ABS; Bremstrommeldurchmesser innen [Zoll]: 8		03.0137-9177.2	669177	
			➔	04/96→; - ABS; Bremstrommeldurchmesser innen [Zoll]: 7		03.0137-9217.2	669217	TRW
			➔	02/95→ 03/96; - ABS; Bremstrommeldurchmesser innen [Zoll]: 7		03.0137-9217.2	669217	TRW
			➔	02/95→; + ABS; Bremstrommeldurchmesser innen [Zoll]: 8; → 07/95		03.0137-9251.2	669251	
1.4 1.6 16V	55 66	01/95→10/98	➔	08/95→; + ABS; Bremstrommeldurchmesser innen [Zoll]: 8		03.0137-9177.2	669177	
			➔	02/95→; - ABS; Bremstrommeldurchmesser innen [Zoll]: 7		03.0137-9217.2	669217	TRW
			➔	02/95→; + ABS; Bremstrommeldurchmesser innen [Zoll]: 8; → 07/95		03.0137-9251.2	669251	
1.6 16V 4x4	66	01/95→10/98	➔	02/95→; + ABS; Bremstrommeldurchmesser innen [Zoll]: 8		03.0137-9177.2	669177	
			➔	02/95→; - ABS; Bremstrommeldurchmesser innen [Zoll]: 7		03.0137-9217.2	669217	TRW
			➔	02/95→; + ABS; Bremstrommeldurchmesser innen [Zoll]: 8; → 07/95		03.0137-9251.2	669251	
1.8 16V	85	01/95→10/98	➔	Bremstrommeldurchmesser innen [Zoll]: 8; 08/95→		03.0137-9177.2	669177	
			➔	02/95→; Bremstrommeldurchmesser innen [Zoll]: 8; → 07/95		03.0137-9251.2	669251	
1.8 TD	66	01/95→10/98	➔	Bremstrommeldurchmesser innen [Zoll]: 8; 08/95→		03.0137-9177.2	669177	










	kw			 	! #		
FORD - ESCORT VI (GAL, AAL, ABL) 01/95→10/02							
Zubehörsatz, Bremsbacken							
1.8 TD	66	01/95→10/98	➡	02/95→; - ABS; Bremstrommeldurchmesser innen [Zoll]: 7	03.0137-9217.2	669217	TRW
			➡	02/95→; Bremstrommeldurchmesser innen [Zoll]: 8; → 07/95	03.0137-9251.2	669251	
1.8 Turbo D	51	12/95→10/98	➡	Bremstrommeldurchmesser innen [Zoll]: 8	03.0137-9177.2	669177	
			➡	- ABS; Bremstrommeldurchmesser innen [Zoll]: 7	03.0137-9217.2	669217	TRW
RS 2000 RS 2000 4x4 RS Cosworth 4x4	110	02/95→02/98	➡	Bremstrommeldurchmesser innen [Zoll]: 8; 08/95→	03.0137-9177.2	669177	
	110	02/95→10/98	➡	Bremstrommeldurchmesser innen [Zoll]: 8; → 07/95	03.0137-9251.2	669251	
	162	02/95→10/98	➡	Bremstrommeldurchmesser innen [Zoll]: 8; → 07/95	03.0137-9251.2	669251	
 Bremstrommel							
1.3 1.4 1.6 16V 1.6 16V 4x4 1.8 TD	44	01/95→10/98	➡	02/95→; - ABS; Bremstrommeldurchmesser innen [Zoll]: 7	24.0218-0024.2	480079	Ø 216 x 44 / 181,3 - RLG / - ABS Ring / mit Radbefestigungsbolzen
	55	01/95→10/98	➡	02/95→; - ABS; Bremstrommeldurchmesser innen [Zoll]: 7	24.0218-0724.2	480206	Ø 216 x 44 / 181,3 + RLG / - ABS Ring / mit Radbefestigungsbolzen
	66	01/95→10/98	➡	02/95→; - ABS; Bremstrommeldurchmesser innen [Zoll]: 7	24.0218-0724.2	480206	Ø 216 x 44 / 181,3 + RLG / - ABS Ring / mit Radbefestigungsbolzen
	66	01/95→10/98	➡	02/95→ 07/95; + ABS; Bremstrommeldurchmesser innen [Zoll]: 8	24.0220-3004.2	480023	Ø 239 x 49 / 204 - RLG / - ABS Ring / mit Radbefestigungsbolzen
	66	01/95→10/98	➡	08/95→; + ABS; Bremstrommeldurchmesser innen [Zoll]: 8	24.0220-3009.2	480080	Ø 239 x 48,5 / 204,3 - RLG / - ABS Ring / mit Radbefestigungsbolzen
1.8 16V	85	01/95→10/98	➡	02/95→ 07/95; Bremstrommeldurchmesser innen [Zoll]: 8	24.0220-3004.2	480023	Ø 239 x 49 / 204 - RLG / - ABS Ring / mit Radbefestigungsbolzen
			➡	08/95→; Bremstrommeldurchmesser innen [Zoll]: 8	24.0220-3009.2	480080	Ø 239 x 48,5 / 204,3 - RLG / - ABS Ring / mit Radbefestigungsbolzen
			➡	08/95→; + ABS; Bremstrommeldurchmesser innen [Zoll]: 8	24.0220-3709.2	480220	Ø 239 x 48,5 / 204,3 + RLG / - ABS Ring / mit Radbefestigungsbolzen
1.8 Turbo D	51	12/95→10/98	➡	- ABS; Bremstrommeldurchmesser innen [Zoll]: 7	24.0218-0024.2	480079	Ø 216 x 44 / 181,3 - RLG / - ABS Ring / mit Radbefestigungsbolzen
			➡	- ABS; Bremstrommeldurchmesser innen [Zoll]: 7	24.0218-0724.2	480206	Ø 216 x 44 / 181,3 + RLG / - ABS Ring / mit Radbefestigungsbolzen
			➡	+ ABS; Bremstrommeldurchmesser innen [Zoll]: 8	24.0220-3009.2	480080	Ø 239 x 48,5 / 204,3 - RLG / - ABS Ring / mit Radbefestigungsbolzen
RS 2000 RS 2000 4x4 RS Cosworth 4x4	110	02/95→02/98	➡	→ 07/95; Bremstrommeldurchmesser innen [Zoll]: 8	24.0220-3004.2	480023	Ø 239 x 49 / 204 - RLG / - ABS Ring / mit Radbefestigungsbolzen
	110	02/95→10/98	➡	08/95→; Bremstrommeldurchmesser innen [Zoll]: 8	24.0220-3009.2	480080	Ø 239 x 48,5 / 204,3 - RLG / - ABS Ring / mit Radbefestigungsbolzen
	162	02/95→10/98	➡	08/95→; Bremstrommeldurchmesser innen [Zoll]: 8	24.0220-3709.2	480220	Ø 239 x 48,5 / 204,3 + RLG / - ABS Ring / mit Radbefestigungsbolzen
 Bremsbackensatz							
1.3	44	01/95→10/98	➡	04/96→; - ABS; Bremstrommeldurchmesser innen [Zoll]: 7	03.0137-0337.2	650337	TRW Ø 180 x 32 + HEB
			➡	02/95→; + ABS; Bremstrommeldurchmesser innen [Zoll]: 8	03.0137-0338.2	650338	Ø 203 x 38
			➡	02/95→; + ABS	03.0137-0346.2	650346	Ø 203 x 38 + HEB
1.4	55	01/95→10/98	➡	02/95→; - ABS; Bremstrommeldurchmesser innen [Zoll]: 7	03.0137-0337.2	650337	TRW Ø 180 x 32 + HEB
			➡	02/95→; + ABS; Bremstrommeldurchmesser innen [Zoll]: 8	03.0137-0338.2	650338	Ø 203 x 38
			➡	02/95→; + ABS	03.0137-0346.2	650346	Ø 203 x 38 + HEB
1.6 16V 1.6 16V 4x4	66	01/95→10/98	➡	02/95→; - ABS; Bremstrommeldurchmesser innen [Zoll]: 7	03.0137-0337.2	650337	TRW Ø 180 x 32 + HEB
			➡	02/95→; + ABS; Bremstrommeldurchmesser innen [Zoll]: 8	03.0137-0338.2	650338	Ø 203 x 38
			➡	08/95→	03.0137-0346.2	650346	Ø 203 x 38 + HEB
➡				03.0520-6422.3	696422	TRW Ø 203 x 38 + RZ / + Zub TopKit	
➡				03.0520-6422.3	696422	TRW Ø 203 x 38 + RZ / + Zub TopKit	
















































	kw					! #		
FORD - ESCORT VI (GAL, AAL, ABL) 01/95→10/02								
Bremsbackensatz								
1.8 16V	85	01/95→10/98	➔	02/95→; - ABS; Bremstrommeldurchmesser innen [Zoll]: 8	03.0137-0338.2	650338	Ø 203 x 38	
			➔	02/95→; + ABS; Bremstrommeldurchmesser innen [Zoll]: 8	03.0137-0346.2	650346	Ø 203 x 38 + HEB	
			➔	02/95→ 07/95; + ABS	03.0520-6422.3	696422	TRW Ø 203 x 38 + RZ / + Zub TopKit	
1.8 TD	66	01/95→10/98	➔	02/95→; - ABS; Bremstrommeldurchmesser innen [Zoll]: 7	03.0137-0337.2	650337	TRW Ø 180 x 32 + HEB	
			➔	02/95→; - ABS; Bremstrommeldurchmesser innen [Zoll]: 8	03.0137-0338.2	650338	Ø 203 x 38	
			➔	02/95→; + ABS; Bremstrommeldurchmesser innen [Zoll]: 8	03.0137-0346.2	650346	Ø 203 x 38 + HEB	
			➔	02/95→ 07/95; - ABS	03.0520-5519.3	695519	TRW Ø 180 x 32 + RZ / + Zub TopKit	
			➔	02/95→; + ABS	03.0520-6422.3	696422	TRW Ø 203 x 38 + RZ / + Zub TopKit	
1.8 Turbo D	51	12/95→10/98	➔	- ABS; Bremstrommeldurchmesser innen [Zoll]: 7	03.0137-0337.2	650337	TRW Ø 180 x 32 + HEB	
			➔	- ABS; Bremstrommeldurchmesser innen [Zoll]: 8	03.0137-0338.2	650338	Ø 203 x 38	
			➔	+ ABS; Bremstrommeldurchmesser innen [Zoll]: 8	03.0137-0346.2	650346	Ø 203 x 38 + HEB	
			➔	+ ABS	03.0520-6422.3	696422	TRW Ø 203 x 38 + RZ / + Zub TopKit	
RS 2000	110	02/95→02/98	➔	Bremstrommeldurchmesser innen [Zoll]: 8	03.0137-0346.2	650346	Ø 203 x 38 + HEB	
RS 2000 4x4	110	02/95→10/98						
RS Cosworth 4x4	162	02/95→10/98						
Zubehörsatz, Feststellbremsbacken								
1.6 16V	66	01/95→10/98		02/95→; + ABS	03.0137-9701.2	669701		
1.8 16V	85	01/95→10/98						
1.8 TD	66	01/95→10/98						
1.6 16V 4x4	66	01/95→10/98	➔	02/95→; + ABS	03.0137-9701.2	669701		
1.8 Turbo D	51	12/95→10/98		+ ABS	03.0137-9701.2	669701		
Seilzug, Feststellbremse								
1.3	44	01/95→10/98		02/95→; für Linkslenker; ⚡	1	24.3727-0657.2	580657	L= 1.670 L2= 1.705
1.4	55	01/95→10/98		02/95→; ⚡	1	24.3727-0661.2	580661	L= 281
1.6 16V	66	01/95→10/98						
1.6 16V 4x4	66	01/95→10/98						
1.8 16V	85	01/95→10/98						
1.8 TD	66	01/95→10/98						
1.4	54	01/95→12/99		02/95→ 02/99; für Linkslenker; ⚡	1	24.3727-0657.2	580657	L= 1.670 L2= 1.705
				02/95→ 02/99; ⚡	1	24.3727-0661.2	580661	L= 281
1.8 Turbo D	51	12/95→10/98		für Linkslenker; ⚡	1	24.3727-0657.2	580657	L= 1.670 L2= 1.705
				⚡	1	24.3727-0661.2	580661	L= 281
RS 2000	110	02/95→02/98		→ 12/95; für Linkslenker; ⚡	1	24.3727-0657.2	580657	L= 1.670 L2= 1.705
RS Cosworth 4x4	162	02/95→10/98		→ 12/95; ⚡	1	24.3727-0661.2	580661	L= 281
FORD - ESCORT VI Cabriolet (ALL) 03/94→08/00								
Radbremsszylinder								
1.4	55	02/95→08/98	➔	- ABS	2	24.3219-1107.3	020338	TRW GG
			➔	+ ABS	2	24.3220-1112.3	020223	GG
1.6 16V XR3i	66	02/95→09/99	➔	→ 07/95	2	24.3219-1107.3	020338	TRW GG
			➔	08/95→	2	24.3222-1117.3	020272	GG
1.8 16V XR3i	77	02/95→08/98	➔	→ 07/95; - ABS	2	24.3219-1107.3	020338	TRW GG
			➔	08/95→; - ABS	2	24.3220-1112.3	020223	GG
			➔	+ ABS	2	24.3222-1117.3	020272	GG
1.8 16V XR3i	85	10/95→08/98	➔	- ABS	2	24.3220-1112.3	020223	GG
			➔		2	24.3220-1112.3	020223	GG
			➔	+ ABS	2	24.3222-1117.3	020272	GG
1.8 16V XR3i	96	02/95→08/00	➔	→ 07/95; - ABS	2	24.3219-1107.3	020338	TRW GG
			➔	08/95→ 07/00; - ABS	2	24.3220-1112.3	020223	GG
			➔	→ 07/00; + ABS	2	24.3222-1117.3	020272	GG
1.8 TD	66	09/95→08/98	➔		2	24.3220-1112.3	020223	GG
1.8 Turbo D	51	10/96→08/99	➔					





















































	kw			 	! #			
FORD - ESCORT VI Cabriolet (ALL) 03/94→08/00								
Zubehörsatz, Bremsbacken								
1.4 1.6 16V XR3i	55	02/95→08/98	➡	+ ABS; Bremstrommeldurchmesser innen [Zoll]: 8; 08/95→		03.0137-9177.2	669177	
	66	02/95→09/99	➡	- ABS; Bremstrommeldurchmesser innen [Zoll]: 7		03.0137-9217.2	669217	TRW
			➡	+ ABS; Bremstrommeldurchmesser innen [Zoll]: 8; → 07/95		03.0137-9251.2	669251	
1.8 16V XR3i	77	02/95→08/98	➡	Bremstrommeldurchmesser innen [Zoll]: 8; 08/95→		03.0137-9177.2	669177	
			➡	Bremstrommeldurchmesser innen [Zoll]: 8		03.0137-9251.2	669251	
1.8 16V XR3i	85	10/95→08/98	➡	Bremstrommeldurchmesser innen [Zoll]: 8		03.0137-9177.2	669177	
1.8 16V XR3i	96	02/95→08/00	➡	08/95→ 07/00; Bremstrommeldurchmesser innen [Zoll]: 8		03.0137-9177.2	669177	
			➡	Bremstrommeldurchmesser innen [Zoll]: 8; → 07/95		03.0137-9251.2	669251	
1.8 TD 1.8 Turbo D	66	09/95→08/98	➡	Bremstrommeldurchmesser innen [Zoll]: 8		03.0137-9177.2	669177	
	51	10/96→08/99	➡	- ABS; Bremstrommeldurchmesser innen [Zoll]: 7		03.0137-9217.2	669217	TRW
Bremstrommel								
1.4 1.6 16V XR3i	55 66	02/95→08/98 02/95→09/99	➡	- ABS; Bremstrommeldurchmesser innen [Zoll]: 7		24.0218-0024.2	480079	Ø 216 x 44 / 181,3 - RLG / - ABS Ring / mit Radbefestigungsbolzen
						24.0218-0724.2	480206	Ø 216 x 44 / 181,3 + RLG / - ABS Ring / mit Radbefestigungsbolzen
			➡	→ 07/95; + ABS; Bremstrommeldurchmesser innen [Zoll]: 8		24.0220-3004.2	480023	Ø 239 x 49 / 204 - RLG / - ABS Ring / mit Radbefestigungsbolzen
			➡	08/95→; + ABS; Bremstrommeldurchmesser innen [Zoll]: 8		24.0220-3009.2	480080	Ø 239 x 48,5 / 204,3 - RLG / - ABS Ring / mit Radbefestigungsbolzen
					24.0220-3709.2	480220	Ø 239 x 48,5 / 204,3 + RLG / - ABS Ring / mit Radbefestigungsbolzen	
1.8 16V XR3i	77	02/95→08/98	➡	→ 07/95; Bremstrommeldurchmesser innen [Zoll]: 8		24.0220-3004.2	480023	Ø 239 x 49 / 204 - RLG / - ABS Ring / mit Radbefestigungsbolzen
			➡	08/95→; Bremstrommeldurchmesser innen [Zoll]: 8		24.0220-3009.2	480080	Ø 239 x 48,5 / 204,3 - RLG / - ABS Ring / mit Radbefestigungsbolzen
					24.0220-3709.2	480220	Ø 239 x 48,5 / 204,3 + RLG / - ABS Ring / mit Radbefestigungsbolzen	
1.8 16V XR3i	85	10/95→08/98	➡	Bremstrommeldurchmesser innen [Zoll]: 8		24.0220-3009.2	480080	Ø 239 x 48,5 / 204,3 - RLG / - ABS Ring / mit Radbefestigungsbolzen
					24.0220-3709.2	480220	Ø 239 x 48,5 / 204,3 + RLG / - ABS Ring / mit Radbefestigungsbolzen	
1.8 16V XR3i	96	02/95→08/00	➡	→ 07/95; Bremstrommeldurchmesser innen [Zoll]: 8		24.0220-3004.2	480023	Ø 239 x 49 / 204 - RLG / - ABS Ring / mit Radbefestigungsbolzen
			➡	08/95→ 07/00; Bremstrommeldurchmesser innen [Zoll]: 8		24.0220-3009.2	480080	Ø 239 x 48,5 / 204,3 - RLG / - ABS Ring / mit Radbefestigungsbolzen
						24.0220-3709.2	480220	Ø 239 x 48,5 / 204,3 + RLG / - ABS Ring / mit Radbefestigungsbolzen
1.8 TD 1.8 Turbo D	66 51	09/95→08/98 10/96→08/99	➡	- ABS; Bremstrommeldurchmesser innen [Zoll]: 7		24.0218-0024.2	480079	Ø 216 x 44 / 181,3 - RLG / - ABS Ring / mit Radbefestigungsbolzen
						24.0218-0724.2	480206	Ø 216 x 44 / 181,3 + RLG / - ABS Ring / mit Radbefestigungsbolzen
			➡	+ ABS; Bremstrommeldurchmesser innen [Zoll]: 8		24.0220-3009.2	480080	Ø 239 x 48,5 / 204,3 - RLG / - ABS Ring / mit Radbefestigungsbolzen
					24.0220-3709.2	480220	Ø 239 x 48,5 / 204,3 + RLG / - ABS Ring / mit Radbefestigungsbolzen	
Bremsbackensatz								
1.4	55	02/95→08/98	➡	- ABS; Bremstrommeldurchmesser innen [Zoll]: 7		03.0137-0337.2	650337	TRW Ø 180 x 32 + HEB
			➡	+ ABS; Bremstrommeldurchmesser innen [Zoll]: 8		03.0137-0346.2	650346	Ø 203 x 38 + HEB
			➡	- ABS		03.0520-5519.3	695519	TRW Ø 180 x 32 + RZ / + Zub TopKit
→								








	kw					! #		
FORD - ESCORT VI Cabriolet (ALL) 03/94→08/00								
Bremsbackensatz								
1.4	55	02/95→08/98	➡	+ ABS			03.0520-6422.3 696422	TRW Ø 203 x 38 + RZ / + Zub TopKit
1.6 16V XR3i	66	02/95→09/99	➡	- ABS; Bremstrommeldurchmesser innen [Zoll]: 7			03.0137-0337.2 650337	TRW Ø 180 x 32 + HEB
			➡	+ ABS; Bremstrommeldurchmesser innen [Zoll]: 8			03.0137-0338.2 650338	Ø 203 x 38
							03.0137-0346.2 650346	Ø 203 x 38 + HEB
			➡	→ 07/95			03.0520-5519.3 695519	TRW Ø 180 x 32 + RZ / + Zub TopKit
			➡	08/95→			03.0520-6422.3 696422	TRW Ø 203 x 38 + RZ / + Zub TopKit
1.8 16V XR3i	77 - 85	02/95→08/98	➡	- ABS; Bremstrommeldurchmesser innen [Zoll]: 8			03.0137-0338.2 650338	Ø 203 x 38
			➡	+ ABS; Bremstrommeldurchmesser innen [Zoll]: 8			03.0137-0346.2 650346	Ø 203 x 38 + HEB
			➡	+ ABS			03.0520-6422.3 696422	TRW Ø 203 x 38 + RZ / + Zub TopKit
1.8 16V XR3i	96	02/95→08/00	➡	- ABS; → 07/00; Bremstrommeldurchmesser innen [Zoll]: 8			03.0137-0338.2 650338	Ø 203 x 38
			➡	+ ABS; → 07/00; Bremstrommeldurchmesser innen [Zoll]: 8			03.0137-0346.2 650346	Ø 203 x 38 + HEB
			➡	+ ABS; → 07/00			03.0520-6422.3 696422	TRW Ø 203 x 38 + RZ / + Zub TopKit
1.8 TD 1.8 Turbo D	66 51	09/95→08/98 10/96→08/99	➡	- ABS; Bremstrommeldurchmesser innen [Zoll]: 7			03.0137-0337.2 650337	TRW Ø 180 x 32 + HEB
			➡	- ABS; Bremstrommeldurchmesser innen [Zoll]: 8			03.0137-0338.2 650338	Ø 203 x 38
			➡	+ ABS; Bremstrommeldurchmesser innen [Zoll]: 8			03.0137-0346.2 650346	Ø 203 x 38 + HEB
			➡	+ ABS			03.0520-6422.3 696422	TRW Ø 203 x 38 + RZ / + Zub TopKit
Zubehörsatz, Feststellbremsbacken								
1.6 16V XR3i 1.8 16V XR3i 1.8 TD 1.8 Turbo D	66 85 66 51	02/95→09/99 10/95→08/98 09/95→08/98 10/96→08/99		+ ABS			03.0137-9701.2 669701	
Seilzug, Feststellbremse								
1.4 1.6 16V XR3i 1.8 16V XR3i 1.8 TD 1.8 Turbo D	55 66 85 66 51	02/95→08/98 02/95→09/99 10/95→08/98 09/95→08/98 10/96→08/99		für Linkslenker; 	1		24.3727-0657.2 580657	L= 1.670 L2= 1.705
					1		24.3727-0661.2 580661	L= 281
FORD - ESCORT VI Express (AVL) 01/95→06/01								
Radbremsszylinder								
1.4	54	01/95→08/00	➡	02/95→ 02/99			24.3222-1117.3 020272	GG
1.8 D	44	01/95→08/00	➡	02/95→ 07/95; - ABS			24.3219-1107.3 020338	TRW GG
			➡	08/95→ 07/00			24.3220-1112.3 020223	GG
			➡	02/95→ 07/95; + ABS			24.3222-1117.3 020272	GG
			➡	02/95→ 07/00			24.3222-1117.3 020272	GG
1.8 TD	66	01/95→08/00	➡	02/95→ 07/95; - ABS			24.3219-1107.3 020338	TRW GG
			➡	08/95→ 07/00			24.3220-1112.3 020223	GG
			➡	02/95→ 07/95; + ABS			24.3222-1117.3 020272	GG
1.8 Turbo D	51	12/95→06/01	➡	→ 07/00			24.3220-1112.3 020223	GG
							24.3222-1117.3 020272	GG
Zubehörsatz, Bremsbacken								
1.4	54	01/95→08/00	➡	02/95→ 02/99; Kasten			03.0137-9184.2 669184	
1.8 D	44	01/95→08/00	➡	08/95→ 07/00; Bremstrommeldurchmesser innen [Zoll]: 8			03.0137-9177.2 669177	
			➡	02/95→ 02/99; Kasten			03.0137-9184.2 669184	
			➡	02/95→; - ABS; → 07/00; Bremstrommeldurchmesser innen [Zoll]: 7			03.0137-9217.2 669217	TRW
			➡	02/95→; Bremstrommeldurchmesser innen [Zoll]: 8; → 07/95			03.0137-9251.2 669251	
1.8 TD	66	01/95→08/00	➡	08/95→ 07/00; Bremstrommeldurchmesser innen [Zoll]: 8			03.0137-9177.2 669177	
→								



































	kw			 	! #		
FORD - ESCORT VI Express (AVL) 01/95→06/01							
Zubehörsatz, Bremsbacken							
1.8 TD	66	01/95→08/00	➡	02/95→; - ABS; → 07/00; Bremstrommeldurchmesser innen [Zoll]: 7		03.0137-9217.2 669217	TRW
			➡	02/95→; Bremstrommeldurchmesser innen [Zoll]: 8; → 07/95		03.0137-9251.2 669251	
1.8 Turbo D	51	12/95→06/01	➡	→ 07/00; Bremstrommeldurchmesser innen [Zoll]: 8		03.0137-9177.2 669177 03.0137-9251.2 669251	
			➡	→ 02/99; Kasten		03.0137-9184.2 669184	
			➡	- ABS; → 07/00; Bremstrommeldurchmesser innen [Zoll]: 7		03.0137-9217.2 669217	TRW
 Bremstrommel							
1.8 D 1.8 TD	44 66	01/95→08/00 01/95→08/00	➡	02/95→; - ABS; → 07/00; Bremstrommeldurchmesser innen [Zoll]: 7		24.0218-0024.2 480079 24.0218-0724.2 480206	Ø 216 x 44 / 181,3 - RLG / - ABS Ring / mit Radbefestigungsbolzen Ø 216 x 44 / 181,3 + RLG / - ABS Ring / mit Radbefestigungsbolzen
			➡	02/95→ 07/95; + ABS; Bremstrommeldurchmesser innen [Zoll]: 8		24.0220-3004.2 480023	Ø 239 x 49 / 204 - RLG / - ABS Ring / mit Radbefestigungsbolzen
			➡	08/95→; + ABS; → 07/00; Bremstrommeldurchmesser innen [Zoll]: 8		24.0220-3009.2 480080 24.0220-3709.2 480220	Ø 239 x 48,5 / 204,3 - RLG / - ABS Ring / mit Radbefestigungsbolzen Ø 239 x 48,5 / 204,3 + RLG / - ABS Ring / mit Radbefestigungsbolzen
1.8 Turbo D	51	12/95→06/01	➡	- ABS; → 07/00; Bremstrommeldurchmesser innen [Zoll]: 7		24.0218-0024.2 480079 24.0218-0724.2 480206	Ø 216 x 44 / 181,3 - RLG / - ABS Ring / mit Radbefestigungsbolzen Ø 216 x 44 / 181,3 + RLG / - ABS Ring / mit Radbefestigungsbolzen
			➡	+ ABS; → 07/00; Bremstrommeldurchmesser innen [Zoll]: 8		24.0220-3009.2 480080 24.0220-3709.2 480220	Ø 239 x 48,5 / 204,3 - RLG / - ABS Ring / mit Radbefestigungsbolzen Ø 239 x 48,5 / 204,3 + RLG / - ABS Ring / mit Radbefestigungsbolzen
 Bremsbackensatz							
1.4	54	01/95→08/00	➡	02/95→ 02/99; Kasten		03.0137-0282.2 650282	Ø 229 x 45 + HEB
1.8 D	44	01/95→08/00	➡	02/95→ 02/99; Kasten		03.0137-0282.2 650282	Ø 229 x 45 + HEB
			➡	02/95→; - ABS; → 07/00; Bremstrommeldurchmesser innen [Zoll]: 7		03.0137-0337.2 650337	TRW Ø 180 x 32 + HEB
			➡	02/95→; - ABS; → 07/00; Bremstrommeldurchmesser innen [Zoll]: 8		03.0137-0338.2 650338	Ø 203 x 38
			➡	02/95→; + ABS; → 07/00; Bremstrommeldurchmesser innen [Zoll]: 8		03.0137-0346.2 650346	Ø 203 x 38 + HEB
			➡	02/95→ 07/95; - ABS		03.0520-5519.3 695519	TRW Ø 180 x 32 + RZ / + Zub TopKit
			➡	02/95→; + ABS; → 07/00		03.0520-6422.3 696422	TRW Ø 203 x 38 + RZ / + Zub TopKit
1.8 TD	66	01/95→08/00	➡	02/95→; - ABS; → 07/00; Bremstrommeldurchmesser innen [Zoll]: 7		03.0137-0337.2 650337	TRW Ø 180 x 32 + HEB
			➡	02/95→; - ABS; → 07/00; Bremstrommeldurchmesser innen [Zoll]: 8		03.0137-0338.2 650338	Ø 203 x 38
			➡	02/95→; + ABS; → 07/00; Bremstrommeldurchmesser innen [Zoll]: 8		03.0137-0346.2 650346	Ø 203 x 38 + HEB
			➡	02/95→ 07/95; - ABS		03.0520-5519.3 695519	TRW Ø 180 x 32 + RZ / + Zub TopKit
			➡	02/95→; + ABS; → 07/00		03.0520-6422.3 696422	TRW Ø 203 x 38 + RZ / + Zub TopKit
1.8 Turbo D	51	12/95→06/01	➡	→ 02/99; Kasten		03.0137-0282.2 650282	Ø 229 x 45 + HEB
			➡	- ABS; → 07/00; Bremstrommeldurchmesser innen [Zoll]: 7		03.0137-0337.2 650337	TRW Ø 180 x 32 + HEB
			➡	- ABS; → 07/00; Bremstrommeldurchmesser innen [Zoll]: 8		03.0137-0338.2 650338	Ø 203 x 38
			➡	+ ABS; → 07/00; Bremstrommeldurchmesser innen [Zoll]: 8		03.0137-0346.2 650346	Ø 203 x 38 + HEB
			➡	+ ABS; → 07/00		03.0520-6422.3 696422	TRW Ø 203 x 38 + RZ / + Zub TopKit
Zubehörsatz, Feststellbremsbacken							
1.8 D	44	01/95→08/00		02/95→ 02/99; + ABS		03.0137-9701.2 669701	
1.8 TD	66	01/95→08/00		02/95→ 07/00; + ABS		03.0137-9701.2 669701	
1.8 Turbo D	51	12/95→06/01		→ 07/00; + ABS		03.0137-9701.2 669701	
➔							






















	kw					! #		
FORD - ESCORT VI Express (AVL) 01/95→06/01								
Zubehörsatz, Feststellbremsbacken								
1.8 Turbo D	51	12/95→06/01		→ 02/99; + ABS			03.0137-9701.2 669701	
 Seilzug, Feststellbremse								
1.4 1.8 D	54 44	01/95→08/00 01/95→08/00		02/95→ 02/99; für Linkslenker; 	1	24.3727-0657.2 580657	580657	L= 1.670 L2= 1.705
				02/95→ 02/99; 	1	24.3727-0661.2 580661	580661	L= 281
1.8 TD	66	01/95→08/00		02/95→ 07/00; für Linkslenker; 	1	24.3727-0657.2 580657	580657	L= 1.670 L2= 1.705
				02/95→ 07/00; 	1	24.3727-0661.2 580661	580661	L= 281
1.8 Turbo D	51	12/95→06/01		→ 02/99; für Linkslenker; 	1	24.3727-0657.2 580657	580657	L= 1.670 L2= 1.705
				→ 07/00; für Linkslenker; 	1	24.3727-0657.2 580657	580657	L= 1.670 L2= 1.705
				→ 02/99; 	1	24.3727-0661.2 580661	580661	L= 281
				→ 07/00; 	1	24.3727-0661.2 580661	580661	L= 281
FORD - ESCORT VI Stufenheck (GAL, AFL) 01/95→08/02								
 Radbremszylinder								
1.3 1.4	44 55	01/95→02/99 01/95→02/99		02/95→; - ABS	2	24.3220-1112.3 020223	020223	GG
				02/95→; + ABS	2	24.3222-1117.3 020272	020272	GG
1.6 i 16V	66	01/95→02/99		02/95→ 07/95; - ABS	2	24.3220-1112.3 020223	020223	GG
				02/95→ 07/95; + ABS	2	24.3222-1117.3 020272	020272	GG
				08/95→	2	24.3222-1117.3 020272	020272	GG
1.8 16V	85	01/95→02/99		02/95→ 07/95; - ABS	2	24.3220-1112.3 020223	020223	GG
				08/95→	2	24.3220-1112.3 020223	020223	GG
				02/95→ 07/95; + ABS	2	24.3222-1117.3 020272	020272	GG
1.8 TD	66	01/95→02/99		02/95→ 07/95; - ABS	2	24.3219-1107.3 020338	020338	TRW GG
				08/95→	2	24.3220-1112.3 020223	020223	GG
				02/95→ 07/95; + ABS	2	24.3222-1117.3 020272	020272	GG
1.8 Turbo D	51	12/95→02/99			2	24.3220-1112.3 020223	020223	GG
Zubehörsatz, Bremsbacken								
1.3	44	01/95→02/99		08/95→; + ABS; Bremsstrommeldurchmesser innen [Zoll]: 8		03.0137-9177.2 669177	669177	
				04/96→; - ABS; Bremsstrommeldurchmesser innen [Zoll]: 7		03.0137-9217.2 669217	669217	TRW
				02/95→ 03/96; - ABS; Bremsstrommeldurchmesser innen [Zoll]: 7		03.0137-9217.2 669217	669217	TRW
				02/95→; + ABS; Bremsstrommeldurchmesser innen [Zoll]: 8; → 07/95		03.0137-9251.2 669251	669251	
1.4 1.6 i 16V	55 66	01/95→02/99 01/95→02/99		08/95→; + ABS; Bremsstrommeldurchmesser innen [Zoll]: 8		03.0137-9177.2 669177	669177	
				02/95→; - ABS; Bremsstrommeldurchmesser innen [Zoll]: 7		03.0137-9217.2 669217	669217	TRW
				02/95→; + ABS; Bremsstrommeldurchmesser innen [Zoll]: 8; → 07/95		03.0137-9251.2 669251	669251	
1.8 16V	85	01/95→02/99		08/95→; Bremsstrommeldurchmesser innen [Zoll]: 8		03.0137-9177.2 669177	669177	
				02/95→; Bremsstrommeldurchmesser innen [Zoll]: 8; → 07/95		03.0137-9251.2 669251	669251	
1.8 TD	66	01/95→02/99		08/95→; Bremsstrommeldurchmesser innen [Zoll]: 8		03.0137-9177.2 669177	669177	
				02/95→; - ABS; Bremsstrommeldurchmesser innen [Zoll]: 7		03.0137-9217.2 669217	669217	TRW
				02/95→; Bremsstrommeldurchmesser innen [Zoll]: 8; → 07/95		03.0137-9251.2 669251	669251	
1.8 Turbo D	51	12/95→02/99		Bremsstrommeldurchmesser innen [Zoll]: 8		03.0137-9177.2 669177	669177	
				- ABS; Bremsstrommeldurchmesser innen [Zoll]: 7		03.0137-9217.2 669217	669217	TRW
 Bremstrommel								
1.3 1.4 1.6 i 16V 1.8 TD	44 55 66 66	01/95→02/99 01/95→02/99 01/95→02/99 01/95→02/99		02/95→; - ABS; Bremsstrommeldurchmesser innen [Zoll]: 7		24.0218-0024.2 480079	480079	Ø 216 x 44 / 181,3 - RLG / - ABS Ring / mit Radbefestigungsbolzen
				02/95→ 07/95; + ABS; Bremsstrommeldurchmesser innen [Zoll]: 8		24.0218-0724.2 480206	480206	Ø 216 x 44 / 181,3 + RLG / - ABS Ring / mit Radbefestigungsbolzen
						24.0220-3004.2 480023	480023	Ø 239 x 49 / 204 - RLG / - ABS Ring / mit Radbefestigungsbolzen
→								










	kw			 	! #		
FORD - ESCORT VI Stufenheck (GAL, AFL) 01/95→08/02							
Bremstrommel							
1.3 1.4 1.6 i 16V 1.8 TD	44 55 66 66	01/95→02/99 01/95→02/99 01/95→02/99 01/95→02/99	➔	08/95→; + ABS; Bremstrommeldurchmesser innen [Zoll]: 8		24.0220-3009.2 480080 24.0220-3709.2 480220	Ø 239 x 48,5 / 204,3 - RLG / - ABS Ring / mit Radbefestigungsbolzen Ø 239 x 48,5 / 204,3 + RLG / - ABS Ring / mit Radbefestigungsbolzen
1.8 16V	85	01/95→02/99	➔	02/95→ 07/95; Bremstrommeldurchmesser innen [Zoll]: 8		24.0220-3004.2 480023	Ø 239 x 49 / 204 - RLG / - ABS Ring / mit Radbefestigungsbolzen
			➔	08/95→; Bremstrommeldurchmesser innen [Zoll]: 8		24.0220-3009.2 480080 24.0220-3709.2 480220	Ø 239 x 48,5 / 204,3 - RLG / - ABS Ring / mit Radbefestigungsbolzen Ø 239 x 48,5 / 204,3 + RLG / - ABS Ring / mit Radbefestigungsbolzen
1.8 Turbo D	51	12/95→02/99	➔	- ABS; Bremstrommeldurchmesser innen [Zoll]: 7		24.0218-0024.2 480079 24.0218-0724.2 480206	Ø 216 x 44 / 181,3 - RLG / - ABS Ring / mit Radbefestigungsbolzen Ø 216 x 44 / 181,3 + RLG / - ABS Ring / mit Radbefestigungsbolzen
			➔	+ ABS; Bremstrommeldurchmesser innen [Zoll]: 8		24.0220-3009.2 480080 24.0220-3709.2 480220	Ø 239 x 48,5 / 204,3 - RLG / - ABS Ring / mit Radbefestigungsbolzen Ø 239 x 48,5 / 204,3 + RLG / - ABS Ring / mit Radbefestigungsbolzen
Bremsbackensatz							
1.3	44	01/95→02/99	➔	04/96→; - ABS; Bremstrommeldurchmesser innen [Zoll]: 7		03.0137-0337.2 650337	TRW Ø 180 x 32 + HEB
			➔	02/95→; + ABS; Bremstrommeldurchmesser innen [Zoll]: 8		03.0137-0338.2 650338 03.0137-0346.2 650346	Ø 203 x 38 Ø 203 x 38 + HEB
			➔	02/95→; + ABS		03.0520-6422.3 696422	TRW Ø 203 x 38 + RZ / + Zub TopKit
1.4	55	01/95→02/99	➔	02/95→; - ABS; Bremstrommeldurchmesser innen [Zoll]: 7		03.0137-0337.2 650337	TRW Ø 180 x 32 + HEB
			➔	02/95→; + ABS; Bremstrommeldurchmesser innen [Zoll]: 8		03.0137-0338.2 650338 03.0137-0346.2 650346	Ø 203 x 38 Ø 203 x 38 + HEB
			➔	02/95→; + ABS		03.0520-6422.3 696422	TRW Ø 203 x 38 + RZ / + Zub TopKit
1.6 i 16V	66	01/95→02/99	➔	02/95→; - ABS; Bremstrommeldurchmesser innen [Zoll]: 7		03.0137-0337.2 650337	TRW Ø 180 x 32 + HEB
			➔	02/95→; + ABS; Bremstrommeldurchmesser innen [Zoll]: 8		03.0137-0338.2 650338 03.0137-0346.2 650346	Ø 203 x 38 Ø 203 x 38 + HEB
			➔	08/95→		03.0520-6422.3 696422	TRW Ø 203 x 38 + RZ / + Zub TopKit
1.8 16V	85	01/95→02/99	➔	02/95→; - ABS; Bremstrommeldurchmesser innen [Zoll]: 8		03.0137-0338.2 650338	Ø 203 x 38
			➔	02/95→; + ABS; Bremstrommeldurchmesser innen [Zoll]: 8		03.0137-0346.2 650346	Ø 203 x 38 + HEB
			➔	02/95→ 07/95; + ABS		03.0520-6422.3 696422	TRW Ø 203 x 38 + RZ / + Zub TopKit
1.8 TD	66	01/95→02/99	➔	02/95→; - ABS; Bremstrommeldurchmesser innen [Zoll]: 7		03.0137-0337.2 650337	TRW Ø 180 x 32 + HEB
			➔	02/95→; - ABS; Bremstrommeldurchmesser innen [Zoll]: 8		03.0137-0338.2 650338	Ø 203 x 38
			➔	02/95→; + ABS; Bremstrommeldurchmesser innen [Zoll]: 8		03.0137-0346.2 650346	Ø 203 x 38 + HEB
			➔	02/95→ 07/95; - ABS		03.0520-5519.3 695519	TRW Ø 180 x 32 + RZ / + Zub TopKit
			➔	02/95→; + ABS		03.0520-6422.3 696422	TRW Ø 203 x 38 + RZ / + Zub TopKit
1.8 Turbo D	51	12/95→02/99	➔	- ABS; Bremstrommeldurchmesser innen [Zoll]: 7		03.0137-0337.2 650337	TRW Ø 180 x 32 + HEB
			➔	- ABS; Bremstrommeldurchmesser innen [Zoll]: 8		03.0137-0338.2 650338	Ø 203 x 38
			➔	+ ABS; Bremstrommeldurchmesser innen [Zoll]: 8		03.0137-0346.2 650346	Ø 203 x 38 + HEB
			➔	+ ABS		03.0520-6422.3 696422	TRW Ø 203 x 38 + RZ / + Zub TopKit
Zubehörsatz, Feststellbremsbacken							
1.6 i 16V 1.8 16V ➔	66 85	01/95→02/99 01/95→02/99		02/95→; + ABS		03.0137-9701.2 669701	











	kw					! #		
FORD - ESCORT VI Stufenheck (GAL, AFL) 01/95→08/02								
Zubehörsatz, Feststellbremsbacken								
1.8 TD	66	01/95→02/99		02/95→; + ABS			03.0137-9701.2 669701	
1.8 Turbo D	51	12/95→02/99		+ ABS			03.0137-9701.2 669701	
 Seilzug, Feststellbremse								
1.3	44	01/95→02/99		02/95→; für Linkslenker; 	1	24.3727-0657.2 580657		L= 1.670 L2= 1.705
1.4	55	01/95→02/99						
1.6 i 16V	66	01/95→02/99		02/95→; 	1	24.3727-0661.2 580661		L= 281
1.8 16V	85	01/95→02/99						
1.8 TD	66	01/95→02/99						
1.8 Turbo D	51	12/95→02/99		für Linkslenker; 	1	24.3727-0657.2 580657		L= 1.670 L2= 1.705
					1	24.3727-0661.2 580661		L= 281
FORD - ESCORT VI Turnier (GAL, ANL) 01/95→10/02								
 Radbremszylinder								
1.3	44	01/95→01/99		02/95→; - ABS; → 07/95	2	24.3219-1107.3 020338		TRW GG
1.4	55	01/95→02/99		08/95→; - ABS	2	24.3222-1117.3 020272		GG
				02/95→; + ABS	2	24.3222-1117.3 020272		GG
1.6 16V	66	01/95→02/99		02/95→ 07/95; - ABS	2	24.3220-1112.3 020223		GG
1.8 16V	85	01/95→02/99		08/95→	2	24.3220-1112.3 020223		GG
				02/95→ 07/95; + ABS	2	24.3222-1117.3 020272		GG
1.8 D	44	01/95→02/99		02/95→; - ABS; → 07/95	2	24.3219-1107.3 020338		TRW GG
1.8 TD	66	01/95→02/99		08/95→	2	24.3220-1112.3 020223		GG
				02/95→ 07/95; + ABS	2	24.3222-1117.3 020272		GG
1.8 Turbo D	51	12/95→02/99			2	24.3220-1112.3 020223		GG
Zubehörsatz, Bremsbacken								
1.3	44	01/95→01/99		08/95→; + ABS; Bremsstrommeldurchmesser innen [Zoll]: 8		03.0137-9177.2 669177		
1.4	55	01/95→02/99		08/95→; - ABS; Bremsstrommeldurchmesser innen [Zoll]: 7		03.0137-9217.2 669217		TRW
				02/95→ 07/95; - ABS; Bremsstrommeldurchmesser innen [Zoll]: 7		03.0137-9217.2 669217		TRW
				02/95→; + ABS; Bremsstrommeldurchmesser innen [Zoll]: 8; → 07/95		03.0137-9251.2 669251		
1.6 16V	66	01/95→02/99		08/95→; + ABS; Bremsstrommeldurchmesser innen [Zoll]: 8		03.0137-9177.2 669177		
				02/95→; - ABS; Bremsstrommeldurchmesser innen [Zoll]: 7		03.0137-9217.2 669217		TRW
				02/95→; + ABS; Bremsstrommeldurchmesser innen [Zoll]: 8; → 07/95		03.0137-9251.2 669251		
1.8 16V	85	01/95→02/99		08/95→; Bremsstrommeldurchmesser innen [Zoll]: 8		03.0137-9177.2 669177		
				02/95→; Bremsstrommeldurchmesser innen [Zoll]: 8; → 07/95		03.0137-9251.2 669251		
1.8 D	44	01/95→02/99		08/95→; Bremsstrommeldurchmesser innen [Zoll]: 8		03.0137-9177.2 669177		
1.8 TD	66	01/95→02/99		02/95→; - ABS; Bremsstrommeldurchmesser innen [Zoll]: 7		03.0137-9217.2 669217		TRW
				02/95→; Bremsstrommeldurchmesser innen [Zoll]: 8; → 07/95		03.0137-9251.2 669251		
1.8 Turbo D	51	12/95→02/99		Bremsstrommeldurchmesser innen [Zoll]: 8		03.0137-9177.2 669177		
				- ABS; Bremsstrommeldurchmesser innen [Zoll]: 7		03.0137-9217.2 669217		TRW
 Bremsstrommel								
1.3	44	01/95→01/99		02/95→; - ABS; Bremsstrommeldurchmesser innen [Zoll]: 7		24.0218-0024.2 480079		Ø 216 x 44 / 181,3 - RLG / - ABS Ring / mit Radbefestigungsbolzen
1.4	55	01/95→02/99				24.0218-0724.2 480206		Ø 216 x 44 / 181,3 + RLG / - ABS Ring / mit Radbefestigungsbolzen
1.6 16V	66	01/95→02/99				24.0220-3004.2 480023		Ø 239 x 49 / 204 - RLG / - ABS Ring / mit Radbefestigungsbolzen
1.8 D	44	01/95→02/99		02/95→ 07/95; + ABS; Bremsstrommeldurchmesser innen [Zoll]: 8		24.0220-3009.2 480080		Ø 239 x 48,5 / 204,3 - RLG / - ABS Ring / mit Radbefestigungsbolzen
1.8 TD	66	01/95→02/99		08/95→; + ABS; Bremsstrommeldurchmesser innen [Zoll]: 8		24.0220-3709.2 480220		Ø 239 x 48,5 / 204,3 + RLG / - ABS Ring / mit Radbefestigungsbolzen
→								














	kw					! #		
FORD - ESCORT VI Turnier (GAL, ANL) 01/95→10/02								
Bremstrommel								
1.8 16V	85	01/95→02/99	➡	02/95→ 07/95; Bremstrommeldurchmesser innen [Zoll]: 8	24.0220-3004.2	480023	Ø 239 x 49 / 204 - RLG / - ABS Ring / mit Radbefestigungsbolzen	
			➡	08/95→; Bremstrommeldurchmesser innen [Zoll]: 8	24.0220-3009.2	480080	Ø 239 x 48,5 / 204,3 - RLG / - ABS Ring / mit Radbefestigungsbolzen	
					24.0220-3709.2	480220	Ø 239 x 48,5 / 204,3 + RLG / - ABS Ring / mit Radbefestigungsbolzen	
1.8 Turbo D	51	12/95→02/99	➡	- ABS; Bremstrommeldurchmesser innen [Zoll]: 7	24.0218-0024.2	480079	Ø 216 x 44 / 181,3 - RLG / - ABS Ring / mit Radbefestigungsbolzen	
					24.0218-0724.2	480206	Ø 216 x 44 / 181,3 + RLG / - ABS Ring / mit Radbefestigungsbolzen	
			➡	+ ABS; Bremstrommeldurchmesser innen [Zoll]: 8	24.0220-3009.2	480080	Ø 239 x 48,5 / 204,3 - RLG / - ABS Ring / mit Radbefestigungsbolzen	
					24.0220-3709.2	480220	Ø 239 x 48,5 / 204,3 + RLG / - ABS Ring / mit Radbefestigungsbolzen	
Bremsbackensatz								
1.3 1.4	44 55	01/95→01/99 01/95→02/99	➡	08/95→; - ABS; Bremstrommeldurchmesser innen [Zoll]: 7	03.0137-0337.2	650337	TRW Ø 180 x 32 + HEB	
			➡	02/95→; + ABS; Bremstrommeldurchmesser innen [Zoll]: 8	03.0137-0338.2	650338	Ø 203 x 38	
			➡	02/95→; + ABS	03.0137-0346.2	650346	Ø 203 x 38 + HEB	
			➡	02/95→; + ABS	03.0520-6422.3	696422	TRW Ø 203 x 38 + RZ / + Zub TopKit	
1.6 16V	66	01/95→02/99	➡	02/95→; - ABS; Bremstrommeldurchmesser innen [Zoll]: 7	03.0137-0337.2	650337	TRW Ø 180 x 32 + HEB	
			➡	02/95→; + ABS; Bremstrommeldurchmesser innen [Zoll]: 8	03.0137-0338.2	650338	Ø 203 x 38	
			➡	02/95→; + ABS	03.0137-0346.2	650346	Ø 203 x 38 + HEB	
			➡	02/95→ 07/95; + ABS	03.0520-6422.3	696422	TRW Ø 203 x 38 + RZ / + Zub TopKit	
1.8 16V	85	01/95→02/99	➡	02/95→; - ABS; Bremstrommeldurchmesser innen [Zoll]: 8	03.0137-0338.2	650338	Ø 203 x 38	
			➡	02/95→; + ABS; Bremstrommeldurchmesser innen [Zoll]: 8	03.0137-0346.2	650346	Ø 203 x 38 + HEB	
			➡	02/95→ 07/95; + ABS	03.0520-6422.3	696422	TRW Ø 203 x 38 + RZ / + Zub TopKit	
1.8 D 1.8 TD	44 66	01/95→02/99 01/95→02/99	➡	02/95→; - ABS; Bremstrommeldurchmesser innen [Zoll]: 7	03.0137-0337.2	650337	TRW Ø 180 x 32 + HEB	
			➡	02/95→; - ABS; Bremstrommeldurchmesser innen [Zoll]: 8	03.0137-0338.2	650338	Ø 203 x 38	
			➡	02/95→; + ABS; Bremstrommeldurchmesser innen [Zoll]: 8	03.0137-0346.2	650346	Ø 203 x 38 + HEB	
			➡	02/95→ 07/95; - ABS	03.0520-5519.3	695519	TRW Ø 180 x 32 + RZ / + Zub TopKit	
			➡	02/95→; + ABS	03.0520-6422.3	696422	TRW Ø 203 x 38 + RZ / + Zub TopKit	
1.8 Turbo D	51	12/95→02/99	➡	- ABS; Bremstrommeldurchmesser innen [Zoll]: 7	03.0137-0337.2	650337	TRW Ø 180 x 32 + HEB	
			➡	- ABS; Bremstrommeldurchmesser innen [Zoll]: 8	03.0137-0338.2	650338	Ø 203 x 38	
			➡	+ ABS; Bremstrommeldurchmesser innen [Zoll]: 8	03.0137-0346.2	650346	Ø 203 x 38 + HEB	
			➡	+ ABS	03.0520-6422.3	696422	TRW Ø 203 x 38 + RZ / + Zub TopKit	
Zubehörsatz, Feststellbremsbacken								
1.6 16V	66	01/95→02/99		02/95→; + ABS	03.0137-9701.2	669701		
1.8 16V	85	01/95→02/99						
1.8 D	44	01/95→02/99						
1.8 TD	66	01/95→02/99						
1.8 Turbo D	51	12/95→02/99		+ ABS	03.0137-9701.2	669701		
Seilzug, Feststellbremse								
1.3 1.4	44 55	01/95→01/99 01/95→02/99		02/95→; für Linkslenker; ⚡	1	24.3727-0657.2	580657	L= 1.670 L2= 1.705
1.6 16V 1.8 16V	66 85	01/95→02/99 01/95→02/99		02/95→; ⚡	1	24.3727-0661.2	580661	L= 281
1.8 D 1.8 TD	44 66	01/95→02/99 01/95→02/99						
1.8 Turbo D	51	12/95→02/99		für Linkslenker; ⚡	1	24.3727-0657.2	580657	L= 1.670 L2= 1.705
➔								












	kw					! #		
FORD - ESCORT VI Turnier (GAL, ANL) 01/95→10/02								
 Seilzug, Feststellbremse								
1.8 Turbo D	51	12/95→02/99				1	24.3727-0661.2 580661	L= 281
FORD - ESCORT CLASSIC (AAL, ABL) 10/98→07/00								
 Radbremszylinder								
1.6 16V	66	10/98→07/00				2	24.3222-1117.3 020272	GG
1.8 TD	66	10/98→07/00				2	24.3220-1112.3 020223	GG
Zubehörsatz, Bremsbacken								
1.6 16V	66	10/98→07/00		+ ABS; Bremstrommeldurchmesser innen [Zoll]: 8			03.0137-9177.2 669177	
				- ABS; Bremstrommeldurchmesser innen [Zoll]: 7			03.0137-9217.2 669217	TRW
1.8 TD	66	10/98→07/00		Bremstrommeldurchmesser innen [Zoll]: 8			03.0137-9177.2 669177	
				- ABS; Bremstrommeldurchmesser innen [Zoll]: 7			03.0137-9217.2 669217	TRW
 Bremstrommel								
1.6 16V 1.8 TD	66	10/98→07/00		- ABS; Bremstrommeldurchmesser innen [Zoll]: 7			24.0218-0024.2 480079	Ø 216 x 44 / 181,3 - RLG / - ABS Ring / mit Radbefestigungsbolzen
							24.0218-0724.2 480206	Ø 216 x 44 / 181,3 + RLG / - ABS Ring / mit Radbefestigungsbolzen
				+ ABS; Bremstrommeldurchmesser innen [Zoll]: 8			24.0220-3009.2 480080	Ø 239 x 48,5 / 204,3 - RLG / - ABS Ring / mit Radbefestigungsbolzen
							24.0220-3709.2 480220	Ø 239 x 48,5 / 204,3 + RLG / - ABS Ring / mit Radbefestigungsbolzen
 Bremsbackensatz								
1.6 16V	66	10/98→07/00		- ABS; Bremstrommeldurchmesser innen [Zoll]: 7			03.0137-0337.2 650337	TRW Ø 180 x 32 + HEB
							03.0137-0338.2 650338	Ø 203 x 38
				+ ABS; Bremstrommeldurchmesser innen [Zoll]: 8			03.0137-0346.2 650346	Ø 203 x 38 + HEB
							03.0520-6422.3 696422	TRW Ø 203 x 38 + RZ / + Zub TopKit
1.8 TD	66	10/98→07/00		- ABS; Bremstrommeldurchmesser innen [Zoll]: 7			03.0137-0337.2 650337	TRW Ø 180 x 32 + HEB
							03.0137-0338.2 650338	Ø 203 x 38
				+ ABS; Bremstrommeldurchmesser innen [Zoll]: 8			03.0137-0346.2 650346	Ø 203 x 38 + HEB
					+ ABS			03.0520-6422.3 696422
Zubehörsatz, Feststellbremsbacken								
1.6 16V 1.8 TD	66 66	10/98→07/00 10/98→07/00		+ ABS			03.0137-9701.2 669701	
 Seilzug, Feststellbremse								
1.6 16V 1.8 TD	66 66	10/98→07/00 10/98→07/00		für Linkslenker; 		1	24.3727-0657.2 580657	L= 1.670 L2= 1.705
						1	24.3727-0661.2 580661	L= 281
FORD - ESCORT CLASSIC Turnier (ANL) 02/99→07/00								
 Radbremszylinder								
1.6 16V 1.8 TD	66 66	02/99→07/00 02/99→07/00				2	24.3220-1112.3 020223	GG
Zubehörsatz, Bremsbacken								
1.6 16V	66	02/99→07/00		+ ABS; Bremstrommeldurchmesser innen [Zoll]: 8			03.0137-9177.2 669177	
				- ABS; Bremstrommeldurchmesser innen [Zoll]: 7			03.0137-9217.2 669217	TRW
1.8 TD	66	02/99→07/00		Bremstrommeldurchmesser innen [Zoll]: 8			03.0137-9177.2 669177	
				- ABS; Bremstrommeldurchmesser innen [Zoll]: 7			03.0137-9217.2 669217	TRW
								












	kw					! #		
FORD - ESCORT CLASSIC Turnier (ANL) 02/99→07/00								
 Bremstrommel								
1.6 16V 1.8 TD	66 66	02/99→07/00 02/99→07/00	➔	- ABS; Bremstrommeldurchmesser innen [Zoll]: 7	24.0218-0024.2	480079	Ø 216 x 44 / 181,3 - RLG / - ABS Ring / mit Radbefestigungsbolzen	
					24.0218-0724.2	480206	Ø 216 x 44 / 181,3 + RLG / - ABS Ring / mit Radbefestigungsbolzen	
				+ ABS; Bremstrommeldurchmesser innen [Zoll]: 8	24.0220-3009.2	480080	Ø 239 x 48,5 / 204,3 - RLG / - ABS Ring / mit Radbefestigungsbolzen	
					24.0220-3709.2	480220	Ø 239 x 48,5 / 204,3 + RLG / - ABS Ring / mit Radbefestigungsbolzen	
 Bremsbackensatz								
1.6 16V	66	02/99→07/00	➔	- ABS; Bremstrommeldurchmesser innen [Zoll]: 7	03.0137-0337.2	650337	TRW Ø 180 x 32 + HEB	
				+ ABS; Bremstrommeldurchmesser innen [Zoll]: 8	03.0137-0338.2	650338	Ø 203 x 38	
					03.0137-0346.2	650346	Ø 203 x 38 + HEB	
				1.8 TD	66	02/99→07/00	➔	- ABS; Bremstrommeldurchmesser innen [Zoll]: 7
		- ABS; Bremstrommeldurchmesser innen [Zoll]: 8	03.0137-0338.2	650338	Ø 203 x 38			
		+ ABS; Bremstrommeldurchmesser innen [Zoll]: 8	03.0137-0346.2	650346	Ø 203 x 38 + HEB			
		+ ABS	03.0520-6422.3	696422	TRW Ø 203 x 38 + RZ / + Zub TopKit			
Zubehörsatz, Feststellbremsbacken								
1.6 16V 1.8 TD	66 66	02/99→07/00 02/99→07/00		+ ABS	03.0137-9701.2	669701		
 Seilzug, Feststellbremse								
1.6 16V 1.8 TD	66 66	02/99→07/00 02/99→07/00		für Linkslenker; 	1	24.3727-0657.2	580657	L= 1.670 L2= 1.705
					1	24.3727-0661.2	580661	L= 281
FORD - FIESTA III (GFJ) 01/89→01/97								
 Radbremszylinder								
1.3 Cat	44	05/91→01/97	➔	→ 12/93; - SCS	2	24.3217-1601.3	020180	GG
				01/94→ 11/96; - SCS	2	24.3219-1717.3	020415	GG
Zubehörsatz, Bremsbacken								
1.3 Cat	44	05/91→01/97	➔	→ 11/96; + SCS		03.0137-9120.2	669120	
				→ 11/96; - SCS		03.0137-9121.2	669121	
 Bremstrommel								
1.3 Cat	44	05/91→01/97	➔	→ 11/96; - SCS	24.0218-0024.2	480079	Ø 216 x 44 / 181,3 - RLG / - ABS Ring / mit Radbefestigungsbolzen	
					24.0218-0724.2	480206	Ø 216 x 44 / 181,3 + RLG / - ABS Ring / mit Radbefestigungsbolzen	
 Bremsbackensatz								
1.3 Cat	44	05/91→01/97	➔	→ 11/96; - SCS	03.0137-0235.2	650235	Ø 180 x 32	
				→ 11/96; + SCS	03.0137-0236.2	650236	Ø 203 x 39	
				→ 12/93; - SCS	03.0420-2922.3	682922	BDX Ø 203 x 39 + RZ / + Zub Kit	
				→ 01/94→ 11/96; - SCS	03.0520-1417.3	691417	BDX Ø 180 x 32 + RZ / + Zub TopKit	
				03.0520-4419.3	694419	Ø 180 x 32 + RZ / + Zub TopKit		
 Seilzug, Feststellbremse								
1.3 Cat	44	05/91→01/97		→ 07/91; Trommelbremse; 	1	24.3727-0623.2	580623	L= 3.268
				08/91→ 01/94; 	1	24.3727-0626.2	580626	L= 3.242
				→ 11/96; Trommelbremse; 	1	24.3727-0628.2	580628	L= 151
				02/94→ 11/96; 	1	24.3727-0662.2	580662	L= 3.255
FORD - FIESTA IV (JA_, JB_) 08/95→06/06								
 Radbremszylinder								
1.0 i	38	04/96→09/99	➔		2	24.3217-1715.3	020463	TRW GG
						24.3219-1107.3	020338	TRW GG
→								











	kw			 	! #		
FORD - FIESTA IV (JA_, JB_) 08/95→06/06							
 Radbremszylinder							
1.0 i	48	09/99→01/02	➡	→ 01/00	2	24.3217-1715.3 020463	TRW GG
			➡		2	24.3219-1107.3 020338	TRW GG
			➡	02/00→	2	24.3219-1735.3 020464	ALU
1.25 i 16V	55	08/95→01/02	➡	01/96→ 01/00; Schaltgetriebe	2	24.3217-1715.3 020463	TRW GG
			➡	01/96→; Automatikgetriebe	2	24.3219-1107.3 020338	TRW GG
			➡	02/00→; Schaltgetriebe	2	24.3219-1735.3 020464	ALU
1.3 i	37 - 44	08/95→01/02	➡	01/96→ 01/00	2	24.3217-1715.3 020463	TRW GG
1.8 D	44	08/95→04/00	➡	02/00→	2	24.3219-1735.3 020464	ALU
1.4 i 16V	66	04/96→01/02	➡		2	24.3219-1107.3 020338	TRW GG
1.6 16V Sport	76	02/00→01/02	➡				
1.8 DI	55	04/00→01/02	➡		2	24.3219-1735.3 020464	ALU
Zubehörsatz, Bremsbacken							
1.0 i	38	04/96→09/99	➡			03.0137-9217.2 669217	TRW
1.0 i	48	09/99→01/02	➡	02/00→; - ABS		03.0137-9179.2 669179	AP
1.4 i 16V	66	04/96→01/02	➡	→ 01/00		03.0137-9217.2 669217	TRW
			➡	02/00→; + ABS		03.0137-9259.2 669259	
1.25 i 16V	55	08/95→01/02	➡	02/00→; - ABS		03.0137-9179.2 669179	AP
1.3 i	37 - 44	08/95→01/02	➡	01/96→ 01/00		03.0137-9217.2 669217	TRW
1.8 D	44	08/95→04/00	➡	02/00→; + ABS		03.0137-9259.2 669259	
1.6 16V Sport	76	02/00→01/02	➡	- ABS		03.0137-9179.2 669179	AP
1.8 DI	55	04/00→01/02	➡	+ ABS		03.0137-9259.2 669259	
 Bremstrommel							
1.0 i	38	04/96→09/99	➡	+ ABS		24.0218-0024.2 480079	Ø 216 x 44 / 181,3 - RLG / - ABS Ring / mit Radbefestigungsbolzen
						24.0218-0724.2 480206	Ø 216 x 44 / 181,3 + RLG / - ABS Ring / mit Radbefestigungsbolzen
1.0 i	48	09/99→01/02	➡	02/00→; - ABS		24.0218-0024.2 480079	Ø 216 x 44 / 181,3 - RLG / - ABS Ring / mit Radbefestigungsbolzen
1.4 i 16V	66	04/96→01/02	➡			24.0218-0724.2 480206	Ø 216 x 44 / 181,3 + RLG / - ABS Ring / mit Radbefestigungsbolzen
			➡	→ 01/00; + ABS		24.0218-0024.2 480079	Ø 216 x 44 / 181,3 - RLG / - ABS Ring / mit Radbefestigungsbolzen
			➡			24.0218-0724.2 480206	Ø 216 x 44 / 181,3 + RLG / - ABS Ring / mit Radbefestigungsbolzen
			➡	02/00→; + ABS		24.0220-3009.2 480080	Ø 239 x 48,5 / 204,3 - RLG / - ABS Ring / mit Radbefestigungsbolzen
						24.0220-3709.2 480220	Ø 239 x 48,5 / 204,3 + RLG / - ABS Ring / mit Radbefestigungsbolzen
1.25 i 16V	55	08/95→01/02	➡	01/96→ 01/00; + ABS		24.0218-0024.2 480079	Ø 216 x 44 / 181,3 - RLG / - ABS Ring / mit Radbefestigungsbolzen
1.3 i	37 - 44	08/95→01/02	➡			24.0218-0724.2 480206	Ø 216 x 44 / 181,3 + RLG / - ABS Ring / mit Radbefestigungsbolzen
1.8 D	44	08/95→04/00	➡			24.0218-0724.2 480206	Ø 216 x 44 / 181,3 + RLG / - ABS Ring / mit Radbefestigungsbolzen
			➡	02/00→; - ABS		24.0218-0024.2 480079	Ø 216 x 44 / 181,3 - RLG / - ABS Ring / mit Radbefestigungsbolzen
						24.0218-0724.2 480206	Ø 216 x 44 / 181,3 + RLG / - ABS Ring / mit Radbefestigungsbolzen
			➡	02/00→; + ABS		24.0220-3009.2 480080	Ø 239 x 48,5 / 204,3 - RLG / - ABS Ring / mit Radbefestigungsbolzen
						24.0220-3709.2 480220	Ø 239 x 48,5 / 204,3 + RLG / - ABS Ring / mit Radbefestigungsbolzen
1.6 16V Sport	76	02/00→01/02	➡	- ABS		24.0218-0024.2 480079	Ø 216 x 44 / 181,3 - RLG / - ABS Ring / mit Radbefestigungsbolzen
1.8 DI	55	04/00→01/02	➡			24.0218-0724.2 480206	Ø 216 x 44 / 181,3 + RLG / - ABS Ring / mit Radbefestigungsbolzen
			➡	+ ABS		24.0220-3009.2 480080	Ø 239 x 48,5 / 204,3 - RLG / - ABS Ring / mit Radbefestigungsbolzen
						24.0220-3709.2 480220	Ø 239 x 48,5 / 204,3 + RLG / - ABS Ring / mit Radbefestigungsbolzen













	kw			 	! #		
FORD - FIESTA IV (JA_, JB_) 08/95→06/06							
 Bremsbackensatz							
1.0 i	38	04/96→09/99	➔			03.0137-0337.2 650337 03.0520-3617.3 693617 03.0520-5519.3 695519	TRW Ø 180 x 32 + HEB TRW Ø 180 x 32 + RZ / + Zub TopKit TRW Ø 180 x 32 + RZ / + Zub TopKit
1.0 i	48	09/99→01/02	➔	→ 01/00		03.0137-0337.2 650337 03.0520-3617.3 693617	TRW Ø 180 x 32 + HEB TRW Ø 180 x 32 + RZ / + Zub TopKit
			➔	02/00→; + ABS		03.0137-0394.2 650394 03.0520-6319.3 696319	Ø 203 x 38 + HEB AP Ø 203 x 38 + RZ / + Zub TopKit
			➔	02/00→; - ABS		03.0137-0412.2 650412 03.0520-6219.3 696219	AP Ø 180 x 32 + HEB AP Ø 180 x 32 + RZ / + Zub TopKit
			➔			03.0520-5519.3 695519	TRW Ø 180 x 32 + RZ / + Zub TopKit
1.25 i 16V	55	08/95→01/02	➔	01/96→ 01/00		03.0137-0337.2 650337	TRW Ø 180 x 32 + HEB
			➔	02/00→; + ABS		03.0137-0394.2 650394	Ø 203 x 38 + HEB
			➔	02/00→; - ABS		03.0137-0412.2 650412	AP Ø 180 x 32 + HEB
			➔	01/96→ 01/00; Schaltgetriebe		03.0520-3617.3 693617	TRW Ø 180 x 32 + RZ / + Zub TopKit
			➔	01/96→; Automatikgetriebe		03.0520-5519.3 695519	TRW Ø 180 x 32 + RZ / + Zub TopKit
			➔	02/00→; Schaltgetriebe; - ABS		03.0520-6219.3 696219	AP Ø 180 x 32 + RZ / + Zub TopKit
1.3 i 1.8 D	37 - 44 44	08/95→01/02 08/95→04/00	➔	01/96→ 01/00		03.0137-0337.2 650337 03.0520-3617.3 693617	TRW Ø 180 x 32 + HEB TRW Ø 180 x 32 + RZ / + Zub TopKit
			➔	02/00→; + ABS		03.0137-0394.2 650394 03.0520-6319.3 696319	Ø 203 x 38 + HEB AP Ø 203 x 38 + RZ / + Zub TopKit
			➔	02/00→; - ABS		03.0137-0412.2 650412 03.0520-6219.3 696219	AP Ø 180 x 32 + HEB AP Ø 180 x 32 + RZ / + Zub TopKit
1.4 i 16V	66	04/96→01/02	➔	→ 01/00		03.0137-0337.2 650337	TRW Ø 180 x 32 + HEB
			➔	02/00→; + ABS		03.0137-0394.2 650394	Ø 203 x 38 + HEB
			➔	02/00→; - ABS		03.0137-0412.2 650412	AP Ø 180 x 32 + HEB
			➔			03.0520-5519.3 695519	TRW Ø 180 x 32 + RZ / + Zub TopKit
1.6 16V Sport	76	02/00→01/02	➔	+ ABS		03.0137-0394.2 650394	Ø 203 x 38 + HEB
			➔	- ABS		03.0137-0412.2 650412	AP Ø 180 x 32 + HEB
			➔			03.0520-5519.3 695519	TRW Ø 180 x 32 + RZ / + Zub TopKit
1.8 DI	55	04/00→01/02	➔	+ ABS		03.0137-0394.2 650394 03.0520-6319.3 696319	Ø 203 x 38 + HEB AP Ø 203 x 38 + RZ / + Zub TopKit
			➔	- ABS		03.0137-0412.2 650412 03.0520-6219.3 696219	AP Ø 180 x 32 + HEB AP Ø 180 x 32 + RZ / + Zub TopKit
 Seilzug, Feststellbremse							
1.0 i	38 - 48	04/96→01/02		Trommelbremse; ⚡	1	24.3727-0660.2 580660	L= 1.575 L2= 1.627
1.4 i 16V	66	04/96→01/02		Trommelbremse; ⚡	1	24.3727-1800.2 581800	L= 312
1.6 16V Sport	76	02/00→01/02					
1.8 DI	55	04/00→01/02					
1.25 i 16V	55	08/95→01/02		01/96→; Trommelbremse; ⚡	1	24.3727-0660.2 580660	L= 1.575 L2= 1.627
1.3 i	37 - 44	08/95→01/02		01/96→; Trommelbremse; ⚡	1	24.3727-1800.2 581800	L= 312
1.8 D	44	08/95→04/00					
FORD - FIESTA V (JH_, JD_) 11/01→12/14							
 Radbremszylinder							
1.25 16V	51 - 55	05/02→06/08	➔		2	24.3219-1735.3 020464	ALU


















	kw			 	! #		
FORD - FIESTA V (JH_, JD_) 11/01→12/14							
 Radbremszylinder							
1.3 ROCAM 1.6 1.6 TDCi	55 72 66	01/02→12/04 05/02→06/08 11/04→06/08	➔		2	24.3219-1735.3 020464	ALU
1.3 1.4 16V 1.4 TDCi 1.6 16V	44 - 51 59 50 74	11/01→06/08 11/01→06/08 11/01→06/08 11/01→06/08	➔	04/02→	2	24.3219-1735.3 020464	ALU
Zubehörsatz, Bremsbacken							
1.25 16V 1.3 ROCAM 1.6 1.6 TDCi	51 - 55 55 72 66	05/02→06/08 01/02→12/04 05/02→06/08 11/04→06/08	➔			03.0137-9259.2 669259	
1.3 1.4 16V 1.4 TDCi 1.6 16V	44 - 51 59 50 74	11/01→06/08 11/01→06/08 11/01→06/08 11/01→06/08	➔	04/02→		03.0137-9259.2 669259	
 Bremstrommel							
1.25 16V 1.3 ROCAM 1.6 1.6 TDCi	51 - 55 55 72 66	05/02→06/08 01/02→12/04 05/02→06/08 11/04→06/08	➔			24.0220-3026.2 480175 24.0220-3726.2 480216	Ø 243 x 44,5 / 204,3 - RLG / - ABS Ring Ø 243 x 44,5 / 204,3 + RLG / - ABS Ring
1.3 1.4 16V 1.4 TDCi 1.6 16V	44 - 51 59 50 74	11/01→06/08 11/01→06/08 11/01→06/08 11/01→06/08	➔	04/02→		24.0220-3026.2 480175 24.0220-3726.2 480216	Ø 243 x 44,5 / 204,3 - RLG / - ABS Ring Ø 243 x 44,5 / 204,3 + RLG / - ABS Ring
 Bremsbackensatz							
1.25 16V 1.3 ROCAM 1.6 1.6 TDCi	51 - 55 55 72 66	05/02→06/08 01/02→12/04 05/02→06/08 11/04→06/08	➔			03.0137-0394.2 650394 03.0520-6319.3 696319	Ø 203 x 38 + HEB AP Ø 203 x 38 + RZ / + Zub TopKit
1.3 1.4 16V 1.4 TDCi 1.6 16V	44 - 51 59 50 74	11/01→06/08 11/01→06/08 11/01→06/08 11/01→06/08	➔	04/02→		03.0137-0394.2 650394 03.0520-6319.3 696319	Ø 203 x 38 + HEB AP Ø 203 x 38 + RZ / + Zub TopKit
 Seilzug, Feststellbremse							
1.25 16V 1.3 ROCAM 1.6 1.6 TDCi	51 - 55 55 72 66	05/02→06/08 01/02→12/04 05/02→06/08 11/04→06/08		Trommelbremse; ⬇	1	24.3727-0653.2 580653	L= 1.305 L2= 1.445
				Trommelbremse; ⬆	1	24.3727-0658.2 580658	L= 306
1.3 1.4 16V 1.4 TDCi 1.6 16V	44 - 51 59 50 74	11/01→06/08 11/01→06/08 11/01→06/08 11/01→06/08		04/02→; Trommelbremse; ⬇	1	24.3727-0653.2 580653	L= 1.305 L2= 1.445
				04/02→; Trommelbremse; ⬆	1	24.3727-0658.2 580658	L= 306
FORD - FIESTA V Van 05/02→12/10							
 Radbremszylinder							
1.3 1.4	44 - 51	05/02→08/08 05/02→09/05	➔			24.3219-1735.3 020464	ALU
1.4 TDCi 1.6 TDCi	50 66	10/03→12/10 04/07→09/09	➔	→ 08/08		24.3219-1735.3 020464	ALU
Zubehörsatz, Bremsbacken							
1.3 1.4	44 - 51	05/02→08/08 05/02→09/05	➔			03.0137-9259.2 669259	
1.4 TDCi 1.6 TDCi	50 66	10/03→12/10 04/07→09/09	➔	→ 08/08		03.0137-9259.2 669259	
 Bremstrommel							
1.3 1.4	44 - 51	05/02→08/08 05/02→09/05	➔			24.0220-3026.2 480175 24.0220-3726.2 480216	Ø 243 x 44,5 / 204,3 - RLG / - ABS Ring Ø 243 x 44,5 / 204,3 + RLG / - ABS Ring
→							















	kw				! #		
FORD - FIESTA V Van 05/02→12/10							
 Bremstrommel							
1.4 TDCi 1.6 TDCi	50 66	10/03→12/10 04/07→09/09	➔	→ 08/08		24.0220-3026.2 480175 24.0220-3726.2 480216	Ø 243 x 44,5 / 204,3 - RLG / - ABS Ring Ø 243 x 44,5 / 204,3 + RLG / - ABS Ring
 Bremsbackensatz							
1.3 1.4	44 - 51 59	05/02→08/08 05/02→09/05	➔			03.0137-0394.2 650394 03.0520-6319.3 696319	Ø 203 x 38 + HEB AP Ø 203 x 38 + RZ / + Zub TopKit
1.4 TDCi 1.6 TDCi	50 66	10/03→12/10 04/07→09/09	➔	→ 08/08		03.0137-0394.2 650394 03.0520-6319.3 696319	Ø 203 x 38 + HEB AP Ø 203 x 38 + RZ / + Zub TopKit
 Seilzug, Feststellbremse							
1.3 1.4	44 - 51 59	05/02→08/08 05/02→09/05		Trommelbremse; ⬇ Trommelbremse; ⬆	1 1	24.3727-0653.2 580653 24.3727-0658.2 580658	L= 1.305 L2= 1.445 L= 306
1.4 TDCi 1.6 TDCi	50 66	10/03→12/10 04/07→09/09		→ 08/08; Trommelbremse; ⬇ → 08/08; Trommelbremse; ⬆	1 1	24.3727-0653.2 580653 24.3727-0658.2 580658	L= 1.305 L2= 1.445 L= 306
FORD - FIESTA VI (CB1, CCN) 06/08→							
 Radbremszylinder							
1.0 1.0 EcoBoost 1.0 Sport 1.4 1.4 TDCi 1.5 TDCi 1.6 1.6 TDCi 1.6 Ti	48 - 59 74 103 71 50 - 51 70 62 - 90 70 99	10/12→04/17 01/13→ 05/14→04/17 10/08→09/12 08/08→09/12 05/15→04/17 10/10→ 02/10→12/15 12/10→	➔		2	24.3219-1760.3 020529	ALU
1.0 EcoBoost 1.5 TDCi 1.6 Ti	92 55 77	09/12→ 09/12→04/17 09/12→	➔	10/12→	2	24.3219-1760.3 020529	ALU
1.25 1.6 TDCi 1.6 Ti	44 - 60 55 - 66 88	06/08→04/17 06/08→12/12 06/08→09/12	➔	09/08→	2	24.3219-1760.3 020529	ALU
1.4 LPG	68 - 71	01/09→04/17	➔	06/09→	2	24.3219-1760.3 020529	ALU
Zubehörsatz, Bremsbacken							
1.0 1.0 EcoBoost 1.0 Sport 1.4 1.4 TDCi 1.5 TDCi 1.6 1.6 TDCi 1.6 Ti	48 - 59 74 103 71 50 - 51 70 62 - 90 70 99	10/12→04/17 01/13→ 05/14→04/17 10/08→09/12 08/08→09/12 05/15→04/17 10/10→ 02/10→12/15 12/10→	➔			03.0137-9304.2 669304	
1.0 EcoBoost 1.5 TDCi 1.6 Ti	92 55 77	09/12→ 09/12→04/17 09/12→	➔	10/12→		03.0137-9304.2 669304	
1.25 1.6 TDCi 1.6 Ti	44 - 60 55 - 66 88	06/08→04/17 06/08→12/12 06/08→09/12	➔	09/08→		03.0137-9304.2 669304	
1.4 LPG	68 - 71	01/09→04/17	➔	06/09→		03.0137-9304.2 669304	
 Bremstrommel							
1.0 1.0 EcoBoost 1.0 Sport 1.4 1.4 TDCi	48 - 59 74 103 71 50 - 51	10/12→04/17 01/13→ 05/14→04/17 10/08→09/12 08/08→09/12	➔			24.0220-0009.1 480317	Ø 244 x 40,3 / 201,5

































	kW			 	! #		
FORD - FIESTA VI (CB1, CCN) 06/08→							
 Bremstrommel							
1.5 TDCi 1.6	70 62 - 90	05/15→04/17 10/10→	➔			24.0220-0009.1 480317	Ø 244 x 40,3 / 201,5
1.6 TDCi 1.6 Ti	70 99	02/10→12/15 12/10→					
1.0 EcoBoost 1.5 TDCi 1.6 Ti	92 55 77	09/12→ 09/12→04/17 09/12→	➔	10/12→		24.0220-0009.1 480317	Ø 244 x 40,3 / 201,5
1.25 1.6 TDCi 1.6 Ti	44 - 60 55 - 66 88	06/08→04/17 06/08→12/12 06/08→09/12	➔	09/08→		24.0220-0009.1 480317	Ø 244 x 40,3 / 201,5
1.4 LPG	68 - 71	01/09→04/17	➔	06/09→		24.0220-0009.1 480317	Ø 244 x 40,3 / 201,5
 Bremsbackensatz							
1.0 1.0 EcoBoost 1.0 Sport 1.4 1.4 TDCi 1.5 TDCi 1.6 1.6 TDCi 1.6 Ti	48 - 59 74 103 71 50 - 51 70 62 - 90 70 99	10/12→04/17 01/13→ 05/14→04/17 10/08→09/12 08/08→09/12 05/15→04/17 10/10→ 02/10→12/15 12/10→	➔			03.0137-0497.2 650497 03.0520-7619.3 697619	Ø 200 x 32 + HEB Ø 200 x 32 + RZ / + Zub TopKit
1.0 EcoBoost 1.5 TDCi 1.6 Ti	92 55 77	09/12→ 09/12→04/17 09/12→	➔	10/12→		03.0137-0497.2 650497 03.0520-7619.3 697619	Ø 200 x 32 + HEB Ø 200 x 32 + RZ / + Zub TopKit
1.25 1.6 TDCi 1.6 Ti	44 - 60 55 - 66 88	06/08→04/17 06/08→12/12 06/08→09/12	➔	09/08→		03.0137-0497.2 650497 03.0520-7619.3 697619	Ø 200 x 32 + HEB Ø 200 x 32 + RZ / + Zub TopKit
1.4 LPG	68 - 71	01/09→04/17	➔	06/09→		03.0137-0497.2 650497 03.0520-7619.3 697619	Ø 200 x 32 + HEB Ø 200 x 32 + RZ / + Zub TopKit
 Seilzug, Feststellbremse							
1.0 1.0 EcoBoost	48 - 59 74	10/12→04/17 01/13→		06/13→; ☒ → 05/13; ☒	1 1	24.3727-0679.2 580679 24.3727-0679.2 580679	L= 408 L= 408
1.0 EcoBoost 1.5 TDCi 1.6 Ti	92 55 77	09/12→ 09/12→04/17 09/12→		10/12→ 05/13; ☒ 06/13→; ☒	1 1	24.3727-0679.2 580679 24.3727-0679.2 580679	L= 408 L= 408
1.0 Sport 1.5 TDCi 1.6	103 70 62	05/14→04/17 05/15→04/17 03/15→		☒	1	24.3727-0679.2 580679	L= 408
FORD - FIESTA VI Van 08/08→							
 Radbremsszylinder							
1.0 1.0 EcoBoost 1.25 1.4 1.4 TDCi 1.5 TDCi 1.6 TDCi 1.6 Ti-VCT	48 - 59 74 - 103 44 - 60 71 50 - 51 55 - 70 66 - 70 88	10/12→ 01/13→ 08/08→ 10/08→12/12 01/09→ 10/12→ 01/09→ 10/08→12/12	➔			24.3219-1760.3 020529	ALU
1.0 EcoBoost	92	09/12→	➔	10/12→		24.3219-1760.3 020529	ALU
Zubehörsatz, Bremsbacken							
1.0 1.0 EcoBoost 1.25 1.4 1.4 TDCi	48 - 59 74 - 103 44 - 60 71 50 - 51	10/12→ 01/13→ 08/08→ 10/08→12/12 01/09→	➔			03.0137-9304.2 669304	
















































	kW				! #		
FORD - FIESTA VI Van 08/08→							
Zubehörsatz, Bremsbacken							
1.5 TDCi	55 - 70	10/12→	➔			03.0137-9304.2 669304	
1.6 TDCi	66 - 70	01/09→					
1.6 Ti-VCT	88	10/08→12/12					
1.0 EcoBoost	92	09/12→	➔	10/12→		03.0137-9304.2 669304	
 Bremstrommel							
1.0	48 - 59	10/12→	➔			24.0220-0009.1 480317	Ø 244 x 40,3 / 201,5
1.0 EcoBoost	74 - 103	01/13→					
1.25	44 - 60	08/08→					
1.4	71	10/08→12/12					
1.4 TDCi	50 - 51	01/09→					
1.5 TDCi	55 - 70	10/12→					
1.6 TDCi	66 - 70	01/09→					
1.6 Ti-VCT	88	10/08→12/12					
1.0 EcoBoost	92	09/12→	➔	10/12→		24.0220-0009.1 480317	Ø 244 x 40,3 / 201,5
 Bremsbackensatz							
1.0	48 - 59	10/12→	➔			03.0137-0497.2 650497	Ø 200 x 32 + HEB
1.0 EcoBoost	74 - 103	01/13→				03.0520-7619.3 697619	Ø 200 x 32 + RZ / + Zub TopKit
1.25	44 - 60	08/08→					
1.4	71	10/08→12/12					
1.4 TDCi	50 - 51	01/09→					
1.5 TDCi	55 - 70	10/12→					
1.6 TDCi	66 - 70	01/09→					
1.6 Ti-VCT	88	10/08→12/12					
1.0 EcoBoost	92	09/12→	➔	10/12→		03.0137-0497.2 650497	Ø 200 x 32 + HEB
						03.0520-7619.3 697619	Ø 200 x 32 + RZ / + Zub TopKit
 Seilzug, Feststellbremse							
1.0	48 - 59	10/12→		06/13→; ☒	1	24.3727-0679.2 580679	L= 408
1.0 EcoBoost	74 - 103	01/13→		→ 05/13; ☒	1	24.3727-0679.2 580679	L= 408
1.5 TDCi	55	10/12→					
1.0 EcoBoost	92	09/12→		10/12→ 05/13; ☒	1	24.3727-0679.2 580679	L= 408
				06/13→; ☒	1	24.3727-0679.2 580679	L= 408
1.0 EcoBoost	103	05/14→		☒	1	24.3727-0679.2 580679	L= 408
1.5 TDCi	70	05/15→					
FORD - FIESTA VII (HJ, HF) 05/17→							
 Radbremszylinder							
1.0 EcoBoost	63 - 103	05/17→	➔		2	24.3220-1758.3 020606	ALU
1.0 EcoBoost Active	74 - 103	04/18→					
1.0 EcoBoost mHEV	92 - 114	11/19→					
1.0 EcoBoost mHEV Active	92 - 114	01/21→					
1.1 Ti-VCT	52 - 63	05/17→					
1.1 Ti-VCT LPG	55	10/19→					
1.5 TDCi	63 - 88	05/17→					
1.5 TDCi Active	63 - 88	05/17→					
Zubehörsatz, Bremsbacken							
1.0 EcoBoost	63 - 103	05/17→	➔			03.0137-9317.2 669317	
1.0 EcoBoost Active	74 - 103	04/18→					
1.0 EcoBoost mHEV	92 - 114	11/19→					
➔							














	kW			 	! #		
FORD - FIESTA VII (HJ, HF) 05/17→							
Zubehörsatz, Bremsbacken							
1.0 EcoBoost mHEV Active	92 - 114	01/21→	➔			03.0137-9317.2 669317	
1.1 Ti-VCT	52 - 63	05/17→					
1.1 Ti-VCT LPG	55	10/19→					
1.5 TDCi	63 - 88	05/17→					
1.5 TDCi Active	63 - 88	05/17→					
 Bremsbackensatz							
1.0 EcoBoost	63 - 103	05/17→	➔			03.0137-0541.2 650541	Ø 203 x 38 + HEB
1.0 EcoBoost Active	74 - 103	04/18→					
1.0 EcoBoost mHEV	92 - 114	11/19→					
1.0 EcoBoost mHEV Active	92 - 114	01/21→					
1.1 Ti-VCT	52 - 63	05/17→					
1.1 Ti-VCT LPG	55	10/19→					
1.5 TDCi	63 - 88	05/17→					
1.5 TDCi Active	63 - 88	05/17→					
FORD - FIESTA VII Van 09/18→							
 Radbremszylinder							
1.0 EcoBoost	70 - 103	04/19→	➔		2	24.3220-1758.3 020606	ALU
1.0 EcoBoost mHEV	92	06/20→					
1.1 Ti-VCT	52 - 63	04/19→					
1.5 TDCi	63	04/19→					
1.0 EcoBoost	92	09/18→	➔			24.3220-1758.3 020606	ALU
1.5 TDCi	88	09/18→					
Zubehörsatz, Bremsbacken							
1.0 EcoBoost	70 - 103	09/18→	➔			03.0137-9317.2 669317	
1.0 EcoBoost mHEV	92	06/20→					
1.1 Ti-VCT	52 - 63	04/19→					
1.5 TDCi	63 - 88	09/18→					
 Bremsbackensatz							
1.0 EcoBoost	70 - 103	09/18→	➔			03.0137-0541.2 650541	Ø 203 x 38 + HEB
1.0 EcoBoost mHEV	92	06/20→					
1.1 Ti-VCT	52 - 63	04/19→					
1.5 TDCi	63 - 88	09/18→					
FORD - FIESTA Kasten/Großraumlimousine (J5_, J3_) 02/96→							
 Radbremszylinder							
1.3	44	02/96→08/03	➔	→ 03/02		24.3222-1117.3 020272	GG
1.8 D	44	02/96→04/02					
1.8 DI	55	09/00→08/03					
1.4 i	66	04/96→10/99	➔			24.3219-1107.3 020338	TRW GG
Zubehörsatz, Bremsbacken							
1.3	44	02/96→08/03	➔	→ 03/02		03.0137-9177.2 669177	
1.8 D	44	02/96→04/02					
1.8 DI	55	09/00→08/03					
1.4 i	66	04/96→10/99	➔			03.0137-9217.2 669217	TRW
 Bremstrommel							
1.3	44	02/96→08/03	➔	→ 03/02		24.0220-3008.2 480075	Ø 240 x 45 / 204
1.8 D	44	02/96→04/02					
1.4 i	66	04/96→10/99	➔	+ ABS		24.0218-0024.2 480079	Ø 216 x 44 / 181,3 - RLG / - ABS Ring / mit Radbefestigungsbolzen
						24.0218-0724.2 480206	Ø 216 x 44 / 181,3 + RLG / - ABS Ring / mit Radbefestigungsbolzen
→							
















	kw					! #		
FORD - FIESTA Kasten/Großraumlimousine (J5_, J3_) 02/96→								
 Bremstrommel								
1.8 DI	55	09/00→08/03	➔	→ 03/02; - ABS			24.0218-0024.2 480079	Ø 216 x 44 / 181,3 - RLG / - ABS Ring / mit Radbefestigungsbolzen
							24.0218-0724.2 480206	Ø 216 x 44 / 181,3 + RLG / - ABS Ring / mit Radbefestigungsbolzen
			➔	→ 03/02; + ABS			24.0220-3009.2 480080	Ø 239 x 48,5 / 204,3 - RLG / - ABS Ring / mit Radbefestigungsbolzen
							24.0220-3709.2 480220	Ø 239 x 48,5 / 204,3 + RLG / - ABS Ring / mit Radbefestigungsbolzen
 Bremsbackensatz								
1.3	44	02/96→08/03	➔	→ 03/02			03.0137-0338.2 650338	Ø 203 x 38
1.8 D	44	02/96→04/02					03.0520-6422.3 696422	TRW Ø 203 x 38 + RZ / + Zub TopKit
1.8 DI	55	09/00→08/03						
1.4 i	66	04/96→10/99	➔				03.0137-0337.2 650337	TRW Ø 180 x 32 + HEB
							03.0520-5519.3 695519	TRW Ø 180 x 32 + RZ / + Zub TopKit
 Seilzug, Feststellbremse								
1.3	44	02/96→08/03		→ 03/02; Trommelbremse; ⬇	1	24.3727-0634.2 580634	L= 1.875 L2= 1.930	
1.8 D	44	02/96→04/02						
1.8 DI	55	09/00→08/03						
1.4 i	66	04/96→10/99		Trommelbremse; ⬇	1	24.3727-0660.2 580660	L= 1.575 L2= 1.627	
				Trommelbremse; ⬆	1	24.3727-1800.2 581800	L= 312	
FORD - FIESTA Kasten/Großraumlimousine (JV_) 05/98→08/03								
 Radbremszylinder								
D 1.8	44	05/98→04/02	➔	→ 03/02			24.3222-1117.3 020272	GG
TD 1.8	55	03/00→08/03						
Zubehörsatz, Bremsbacken								
D 1.8	44	05/98→04/02	➔	→ 03/02			03.0137-9177.2 669177	
TD 1.8	55	03/00→08/03						
 Bremstrommel								
D 1.8	44	05/98→04/02	➔	→ 03/02			24.0220-3008.2 480075	Ø 240 x 45 / 204
TD 1.8	55	03/00→08/03						
 Bremsbackensatz								
D 1.8	44	05/98→04/02	➔	→ 03/02			03.0137-0338.2 650338	Ø 203 x 38
TD 1.8	55	03/00→08/03					03.0520-6422.3 696422	TRW Ø 203 x 38 + RZ / + Zub TopKit
 Seilzug, Feststellbremse								
D 1.8	44	05/98→04/02		→ 03/02; Trommelbremse; ⬇	1	24.3727-0634.2 580634	L= 1.875 L2= 1.930	
TD 1.8	55	03/00→08/03						
FORD - FIESTA Stufenheck 09/00→12/14								
 Radbremszylinder								
1.0	70	09/04→12/06	➔		2	24.3219-1735.3 020464	ALU	
1.4 TDCi	50	05/02→11/11						
1.6	73	05/02→11/13						
Zubehörsatz, Bremsbacken								
1.0	70	09/04→12/06	➔				03.0137-9259.2 669259	
1.4 TDCi	50	05/02→11/11						
1.6	73	05/02→11/13						
 Bremstrommel								
1.0	70	09/04→12/06	➔				24.0220-3026.2 480175	Ø 243 x 44,5 / 204,3 - RLG / - ABS Ring
1.4 TDCi	50	05/02→11/11					24.0220-3726.2 480216	Ø 243 x 44,5 / 204,3 + RLG / - ABS Ring
1.6	73	05/02→11/13						
 Bremsbackensatz								
1.0	70	09/04→12/06	➔				03.0137-0394.2 650394	Ø 203 x 38 + HEB
1.4 TDCi	50	05/02→11/11					03.0520-6319.3 696319	AP Ø 203 x 38 + RZ / + Zub TopKit
1.6	73	05/02→11/13						
→								








	kw					! #		
FORD - FIESTA Stufenheck 09/00→12/14								
 Seilzug, Feststellbremse								
1.0	70	09/04→12/06		Trommelbremse; ↓		1	24.3727-0653.2 580653	L= 1.305 L2= 1.445
1.4 TDCi	50	05/02→11/11		Trommelbremse; ↑		1	24.3727-0658.2 580658	L= 306
1.6	73	05/02→11/13						
FORD - FIESTA Stufenheck 04/10→								
 Radbremszylinder								
1.4	70	10/10→	→			2	24.3219-1760.3 020529	ALU
1.6	62 - 81	09/10→						
1.6 Ti	77 - 88	04/10→						
Zubehörsatz, Bremsbacken								
1.4	70	10/10→	→				03.0137-9304.2 669304	
1.6	62 - 81	09/10→						
1.6 Ti	77 - 88	04/10→						
 Bremstrommel								
1.4	70	10/10→	→				24.0220-0009.1 480317	Ø 244 x 40,3 / 201,5
1.6	62 - 81	09/10→						
1.6 Ti	77 - 88	04/10→						
 Bremsbackensatz								
1.4	70	10/10→	→				03.0137-0497.2 650497	Ø 200 x 32 + HEB
1.6	62 - 81	09/10→					03.0520-7619.3 697619	Ø 200 x 32 + RZ / + Zub TopKit
1.6 Ti	77 - 88	04/10→						
 Seilzug, Feststellbremse								
1.6	62	03/15→		↑		1	24.3727-0679.2 580679	L= 408
1.6 Ti	77 - 88	04/10→						
FORD - FOCUS I (DAW, DBW) 09/98→11/09								
 Radbremszylinder								
1.4 16V	55	10/98→09/99	→			2	24.3220-1112.3 020223	GG
1.6	76	07/03→06/07						
1.8 16V BiFuel	85	09/02→07/04						
1.4 16V	55	10/98→11/04	→	→ 09/04		2	24.3220-1112.3 020223	GG
1.6 16V	74	10/98→11/04						
1.6 16V Flexifuel	75	01/02→11/04						
1.8 16V	85	10/98→11/04						
1.8 DI / TDDi	55	08/99→11/04	→	→ 09/04; nur paarweise austauschen		2	24.3219-1107.3 020338	TRW GG
1.8 Turbo DI / TDDi	66	10/98→11/04						
Zubehörsatz, Bremsbacken								
1.4 16V	55	10/98→09/99	→				03.0137-9235.2 669235	
1.6	76	07/03→06/07						
1.8 16V BiFuel	85	09/02→07/04						
1.4 16V	55	10/98→11/04	→	→ 09/04			03.0137-9235.2 669235	
1.6 16V	74	10/98→11/04						
1.6 16V Flexifuel	75	01/02→11/04						
1.8 16V	85	10/98→11/04						
1.8 DI / TDDi	55	08/99→11/04						
1.8 Turbo DI / TDDi	66	10/98→11/04						
 Bremstrommel								
1.4 16V	55	10/98→09/99	→				24.0220-3020.2 480131	Ø 239 x 44,5 / 204,3 - RLG / - ABS Ring / mit Radbefestigungsbolzen
1.6	76	07/03→06/07					24.0220-3720.2 480210	Ø 239 x 44,5 / 204,3 + RLG / - ABS Ring / mit Radbefestigungsbolzen
1.8 16V BiFuel	85	09/02→07/04						
1.4 16V	55	10/98→11/04	→	→ 09/04			24.0220-3020.2 480131	Ø 239 x 44,5 / 204,3 - RLG / - ABS Ring / mit Radbefestigungsbolzen
1.6 16V	74	10/98→11/04					24.0220-3720.2 480210	Ø 239 x 44,5 / 204,3 + RLG / - ABS Ring / mit Radbefestigungsbolzen
1.6 16V Flexifuel	75	01/02→11/04						
1.8 16V	85	10/98→11/04						
1.8 DI / TDDi	55	08/99→11/04						
1.8 Turbo DI / TDDi	66	10/98→11/04						
→								










	kw					! #		
FORD - FOCUS I (DAW, DBW) 09/98→11/09								
 Bremsbackensatz								
1.4 16V 1.6 1.8 16V BiFuel	55 76 85	10/98→09/99 07/03→06/07 09/02→07/04	➡				03.0137-0356.2 650356 03.0520-6620.3 696620	Ø 203 x 38 + HEB TRW Ø 203 x 38 + RZ / + Zub TopKit
1.4 16V 1.6 16V 1.6 16V Flexifuel 1.8 16V	55 74 75 85	10/98→11/04 10/98→11/04 01/02→11/04 10/98→11/04	➡	→ 09/04			03.0137-0356.2 650356 03.0520-6620.3 696620	Ø 203 x 38 + HEB TRW Ø 203 x 38 + RZ / + Zub TopKit
1.8 DI / TDDi 1.8 Turbo DI / TDDi	55 66	08/99→11/04 10/98→11/04	➡	→ 09/04			03.0137-0356.2 650356 03.0520-5919.3 695919	Ø 203 x 38 + HEB Ø 203 x 38 + RZ / + Zub TopKit
 Seilzug, Feststellbremse								
1.4 16V	55	10/98→09/99		Trommelbremse; 	1	24.3727-0649.2 580649	L= 1.483 L2= 1.483	
					1	24.3727-0650.2 580650	L= 326	
				Scheibenbremse; 	1	24.3727-0656.2 580656	L= 1.770 L2= 1.770	
					2	24.3727-0663.2 580663	L= 175	
1.4 16V 1.6 16V 1.8 16V 1.8 DI / TDDi 1.8 TDCi 1.8 Turbo DI / TDDi 2.0 16V	55 74 85 55 85 66 96	10/98→11/04 10/98→11/04 10/98→11/04 08/99→11/04 03/01→11/04 10/98→11/04 10/98→11/04		→ 08/01; Trommelbremse; 	1	24.3727-0649.2 580649	L= 1.483 L2= 1.483	
				→ 08/01; 	1	24.3727-0650.2 580650	L= 326	
				09/01→ 09/04; Trommelbremse; 	1	24.3727-0651.2 580651	L= 1.483 L2= 1.483	
				09/01→ 09/04; 	1	24.3727-0654.2 580654	L= 330	
				09/01→ 09/04; Scheibenbremse; 	1	24.3727-0655.2 580655	L= 1.770 L2= 1.770	
				→ 08/01; Scheibenbremse; 	1	24.3727-0656.2 580656	L= 1.770 L2= 1.770	
				09/01→ 09/04; 	2	24.3727-0663.2 580663	L= 175	
				→ 08/01; 	2	24.3727-0663.2 580663	L= 175	
1.6 1.8 16V BiFuel	76 85	07/03→06/07 09/02→07/04		Trommelbremse; 	1	24.3727-0651.2 580651	L= 1.483 L2= 1.483	
					1	24.3727-0654.2 580654	L= 330	
				Scheibenbremse; 	1	24.3727-0655.2 580655	L= 1.770 L2= 1.770	
					2	24.3727-0663.2 580663	L= 175	
1.6 16V Flexifuel 1.8 TDCi RS ST170	75 74 158 127	01/02→11/04 08/02→11/04 10/02→11/04 03/02→11/04		→ 09/04; Trommelbremse; 	1	24.3727-0651.2 580651	L= 1.483 L2= 1.483	
				→ 09/04; 	1	24.3727-0654.2 580654	L= 330	
				→ 09/04; Scheibenbremse; 	1	24.3727-0655.2 580655	L= 1.770 L2= 1.770	
				→ 09/04; 	2	24.3727-0663.2 580663	L= 175	
FORD - FOCUS I Kasten/Kombi (DNW) 08/98→03/05								
 Radbremszylinder								
1.4 1.8	55 85	04/99→03/05 04/99→03/05	➡	→ 09/04		24.3222-1117.3 020272	GG	
1.6	74	04/99→03/05	➡	Automatikgetriebe	2	24.3220-1112.3 020223	GG	
			➡	→ 09/04		24.3222-1117.3 020272	GG	
1.8 TDDi	55 - 66	08/98→03/05	➡	→ 09/04		24.3220-1112.3 020223	GG	
Zubehörsatz, Bremsbacken								
1.4 1.6 1.8 1.8 TDDi	55 74 85 55 - 66	04/99→03/05 04/99→03/05 04/99→03/05 08/98→03/05	➡	→ 09/04		03.0137-9235.2 669235		
 Bremstrommel								
1.4 1.6 1.8 1.8 TDDi	55 74 85 55 - 66	04/99→03/05 04/99→03/05 04/99→03/05 08/98→03/05	➡	→ 09/04		24.0220-3020.2 480131 24.0220-3720.2 480210	Ø 239 x 44,5 / 204,3 - RLG / - ABS Ring / mit Radbefestigungs- bolzen Ø 239 x 44,5 / 204,3 + RLG / - ABS Ring / mit Radbefestigungs- bolzen	
 Bremsbackensatz								
1.4 1.8	55 85	04/99→03/05 04/99→03/05	➡	→ 09/04		03.0137-0356.2 650356 03.0520-6222.3 696222	Ø 203 x 38 + HEB Ø 203 x 38 + RZ / + Zub TopKit	
1.6	74	04/99→03/05	➡	→ 09/04		03.0137-0356.2 650356 03.0520-6222.3 696222	Ø 203 x 38 + HEB Ø 203 x 38 + RZ / + Zub TopKit	
			➡	Automatikgetriebe		03.0520-6620.3 696620	TRW Ø 203 x 38 + RZ / + Zub TopKit	
1.8 TDDi	55 - 66	08/98→03/05	➡	→ 09/04		03.0137-0356.2 650356 03.0520-6620.3 696620	Ø 203 x 38 + HEB TRW Ø 203 x 38 + RZ / + Zub TopKit	














	kw					! #		
FORD - FOCUS I Kasten/Kombi (DNW) 08/98→03/05								
 Seilzug, Feststellbremse								
1.4	55	04/99→03/05			→ 08/01; Trommelbremse; 	1	24.3727-0649.2 580649	L= 1.483 L2= 1.483
1.6	74	04/99→03/05			→ 08/01; 	1	24.3727-0650.2 580650	L= 326
1.8	85	04/99→03/05						
1.8 TDCi	85	08/01→03/05			09/01→ 09/04; Trommelbremse; 	1	24.3727-0651.2 580651	L= 1.483 L2= 1.483
1.8 TDDi	55 - 66	08/98→03/05			09/01→ 09/04; 	1	24.3727-0654.2 580654	L= 330
					09/01→ 09/04; Scheibenbremse; 	1	24.3727-0655.2 580655	L= 1.770 L2= 1.770
					→ 08/01; Scheibenbremse; 	1	24.3727-0656.2 580656	L= 1.770 L2= 1.770
					09/01→ 09/04; 	2	24.3727-0663.2 580663	L= 175
					→ 08/01; 	2	24.3727-0663.2 580663	L= 175
1.8 TDCi	74	08/02→03/05			→ 09/04; Trommelbremse; 	1	24.3727-0651.2 580651	L= 1.483 L2= 1.483
					→ 09/04; 	1	24.3727-0654.2 580654	L= 330
					→ 09/04; Scheibenbremse; 	1	24.3727-0655.2 580655	L= 1.770 L2= 1.770
					→ 09/04; 	2	24.3727-0663.2 580663	L= 175
FORD - FOCUS I Stufenheck (DFW) 02/99→11/09								
 Radbremszylinder								
1.4 16V	55	02/99→11/04			→ 09/04	2	24.3220-1112.3 020223	GG
1.6 16V	74	02/99→11/04						
1.8 16V	85	02/99→11/04						
1.8 Turbo DI / TDDi	55 - 66	02/99→03/05			→ 09/04; nur paarweise austauschen	2	24.3219-1107.3 020338	TRW GG
Zubehörsatz, Bremsbacken								
1.4 16V	55	02/99→11/04			→ 09/04		03.0137-9235.2 669235	
1.6 16V	74	02/99→11/04						
1.8 16V	85	02/99→11/04						
1.8 Turbo DI / TDDi	55 - 66	02/99→03/05						
 Bremstrommel								
1.4 16V	55	02/99→11/04			→ 09/04		24.0220-3020.2 480131	Ø 239 x 44,5 / 204,3 - RLG / - ABS Ring / mit Radbefestigungsbolzen
1.6 16V	74	02/99→11/04						
1.8 16V	85	02/99→11/04						
1.8 Turbo DI / TDDi	55 - 66	02/99→03/05					24.0220-3720.2 480210	Ø 239 x 44,5 / 204,3 + RLG / - ABS Ring / mit Radbefestigungsbolzen
 Bremsbackensatz								
1.4 16V	55	02/99→11/04			→ 09/04		03.0137-0356.2 650356	Ø 203 x 38 + HEB
1.6 16V	74	02/99→11/04					03.0520-6620.3 696620	TRW Ø 203 x 38 + RZ / + Zub TopKit
1.8 16V	85	02/99→11/04						
1.8 Turbo DI / TDDi	55 - 66	02/99→03/05			→ 09/04		03.0137-0356.2 650356	Ø 203 x 38 + HEB
							03.0520-5919.3 695919	Ø 203 x 38 + RZ / + Zub TopKit
 Seilzug, Feststellbremse								
1.4 16V	55	02/99→11/04			→ 08/01; Trommelbremse; 	1	24.3727-0649.2 580649	L= 1.483 L2= 1.483
1.6 16V	74	02/99→11/04			→ 08/01; 	1	24.3727-0650.2 580650	L= 326
1.8 16V	85	02/99→11/04						
1.8 TDCi	85	03/01→11/04			09/01→ 09/04; Trommelbremse; 	1	24.3727-0651.2 580651	L= 1.483 L2= 1.483
1.8 Turbo DI / TDDi	55 - 66	02/99→03/05			09/01→ 09/04; 	1	24.3727-0654.2 580654	L= 330
2.0 16V	96	02/99→11/04			09/01→ 09/04; Scheibenbremse; 	1	24.3727-0655.2 580655	L= 1.770 L2= 1.770
					→ 08/01; Scheibenbremse; 	1	24.3727-0656.2 580656	L= 1.770 L2= 1.770
					09/01→ 09/04; 	2	24.3727-0663.2 580663	L= 175
					→ 08/01; 	2	24.3727-0663.2 580663	L= 175
1.8 TDCi	74	08/02→11/04			→ 09/04; Trommelbremse; 	1	24.3727-0651.2 580651	L= 1.483 L2= 1.483
					→ 09/04; 	1	24.3727-0654.2 580654	L= 330
					→ 09/04; Scheibenbremse; 	1	24.3727-0655.2 580655	L= 1.770 L2= 1.770
					→ 09/04; 	2	24.3727-0663.2 580663	L= 175
FORD - FOCUS I Turnier (DNW) 02/99→12/07								
 Radbremszylinder								
1.4 16V	55	02/99→11/04			→ 09/04	2	24.3222-1117.3 020272	GG
1.6 16V Flexifuel	75	01/02→11/04						
1.8 16V	85	02/99→11/04						
1.6 16V	74	02/99→11/04			Automatikgetriebe	2	24.3220-1112.3 020223	GG
					→ 09/04	2	24.3222-1117.3 020272	GG
1.8 BiFuel	82	02/03→01/05				2	24.3222-1117.3 020272	GG
→								












	kw					! #		
FORD - FOCUS I Turnier (DNW) 02/99→12/07								
 Radbremszylinder								
1.8 DI / TDDi	55	08/99→11/04	➡	→ 09/04		2	24.3220-1112.3 020223	GG
1.8 Turbo DI / TDDi	66	02/99→11/04						
Zubehörsatz, Bremsbacken								
1.4 16V	55	02/99→11/04	➡	→ 09/04			03.0137-9235.2 669235	
1.6 16V	74	02/99→11/04						
1.6 16V Flexifuel	75	01/02→11/04						
1.8 16V	85	02/99→11/04						
1.8 DI / TDDi	55	08/99→11/04						
1.8 Turbo DI / TDDi	66	02/99→11/04						
1.8 BiFuel	82	02/03→01/05	➡				03.0137-9235.2 669235	
 Bremstrommel								
1.4 16V	55	02/99→11/04	➡	→ 09/04			24.0220-3020.2 480131	Ø 239 x 44,5 / 204,3 - RLG / - ABS Ring / mit Radbefestigungsbolzen
1.6 16V	74	02/99→11/04						
1.6 16V Flexifuel	75	01/02→11/04					24.0220-3720.2 480210	Ø 239 x 44,5 / 204,3 + RLG / - ABS Ring / mit Radbefestigungsbolzen
1.8 16V	85	02/99→11/04						
1.8 DI / TDDi	55	08/99→11/04						
1.8 Turbo DI / TDDi	66	02/99→11/04						
1.8 BiFuel	82	02/03→01/05	➡				24.0220-3020.2 480131	Ø 239 x 44,5 / 204,3 - RLG / - ABS Ring / mit Radbefestigungsbolzen
							24.0220-3720.2 480210	Ø 239 x 44,5 / 204,3 + RLG / - ABS Ring / mit Radbefestigungsbolzen
 Bremsbackensatz								
1.4 16V	55	02/99→11/04	➡	→ 09/04			03.0137-0356.2 650356	Ø 203 x 38 + HEB
1.6 16V Flexifuel	75	01/02→11/04					03.0520-6222.3 696222	Ø 203 x 38 + RZ / + Zub TopKit
1.8 16V	85	02/99→11/04						
1.6 16V	74	02/99→11/04	➡	→ 09/04			03.0137-0356.2 650356	Ø 203 x 38 + HEB
			➡	Automatikgetriebe			03.0520-6222.3 696222	Ø 203 x 38 + RZ / + Zub TopKit
							03.0520-6620.3 696620	TRW Ø 203 x 38 + RZ / + Zub TopKit
1.8 BiFuel	82	02/03→01/05	➡				03.0137-0356.2 650356	Ø 203 x 38 + HEB
							03.0520-6222.3 696222	Ø 203 x 38 + RZ / + Zub TopKit
1.8 DI / TDDi	55	08/99→11/04	➡	→ 09/04			03.0137-0356.2 650356	Ø 203 x 38 + HEB
1.8 Turbo DI / TDDi	66	02/99→11/04					03.0520-6620.3 696620	TRW Ø 203 x 38 + RZ / + Zub TopKit
 Seilzug, Feststellbremse								
1.4 16V	55	02/99→11/04		→ 08/01; Trommelbremse; ⚡		1	24.3727-0649.2 580649	L= 1.483 L2= 1.483
1.6 16V	74	02/99→11/04		→ 08/01; ⚡		1	24.3727-0650.2 580650	L= 326
1.8 16V	85	02/99→11/04		→ 08/01; ⚡				
1.8 DI / TDDi	55	08/99→11/04		09/01→ 09/04; Trommelbremse; ⚡		1	24.3727-0651.2 580651	L= 1.483 L2= 1.483
1.8 TDCi	85	03/01→11/04		09/01→ 09/04; ⚡		1	24.3727-0654.2 580654	L= 330
1.8 Turbo DI / TDDi	66	02/99→11/04		09/01→ 09/04; Scheibenbremse; ⚡		1	24.3727-0655.2 580655	L= 1.770 L2= 1.770
2.0 16V	96	02/99→11/04		→ 08/01; Scheibenbremse; ⚡		1	24.3727-0656.2 580656	L= 1.770 L2= 1.770
				09/01→ 09/04; ⚡		2	24.3727-0663.2 580663	L= 175
				→ 08/01; ⚡		2	24.3727-0663.2 580663	L= 175
1.6 16V Flexifuel	75	01/02→11/04		→ 09/04; Trommelbremse; ⚡		1	24.3727-0651.2 580651	L= 1.483 L2= 1.483
1.8 TDCi	74	08/02→11/04		→ 09/04; ⚡		1	24.3727-0654.2 580654	L= 330
ST170	127	08/02→11/04		→ 09/04; Scheibenbremse; ⚡		1	24.3727-0655.2 580655	L= 1.770 L2= 1.770
				→ 09/04; ⚡		2	24.3727-0663.2 580663	L= 175
1.8 BiFuel	82	02/03→01/05		Trommelbremse; ⚡		1	24.3727-0651.2 580651	L= 1.483 L2= 1.483
				⚡		1	24.3727-0654.2 580654	L= 330
				Scheibenbremse; ⚡		1	24.3727-0655.2 580655	L= 1.770 L2= 1.770
				⚡		2	24.3727-0663.2 580663	L= 175
FORD - FOCUS II (DA_, HCP, DP) 07/04→09/13								
 Radbremszylinder								
1.4	59	07/04→09/12	➡	10/04→ 02/11		2	24.3220-1721.3 020467	ALU
Zubehörsatz, Bremsbacken								
1.4	59	07/04→09/12	➡	10/04→ 02/11			03.0137-9279.2 669279	
 Bremstrommel								
1.4	59	07/04→09/12	➡	10/04→ 02/11			24.0222-8035.1 480188	Ø 271 x 50,4 / 230,3
→								











	kw					! #		
FORD - FOCUS II (DA_, HCP, DP) 07/04→09/13								
 Bremsbackensatz								
1.4	59	07/04→09/12	➔	10/04→02/11			03.0137-0467.2 650467 03.0520-8120.3 698120	Ø 228 x 42 + HEB AP Ø 228 x 42 + RZ / + Zub TopKit
 Seilzug, Feststellbremse								
1.4	59	07/04→09/12		10/04→02/11; - eFSB; Scheibenbremse; ↓	1	24.3727-0659.2 580659		L= 1.816 L2= 1.860
				10/04→02/11; Trommelbremse; ↓	1	24.3727-0664.2 580664		L= 1.440 L2= 1.490
				10/04→02/11; - eFSB; Scheibenbremse; ↑	1	24.3727-0678.2 580678		L= 341
1.6 1.6 TDCi	74 74 -	07/04→09/12 07/04→09/12		10/04→02/11; - eFSB; Scheibenbremse; ↓	1	24.3727-0659.2 580659		L= 1.816 L2= 1.860
1.6 Ti 2.0 2.0 TDCi	80 85 107 100	07/04→09/12 07/04→09/12 07/04→09/12		10/04→02/11; - eFSB; Scheibenbremse; ↑	1	24.3727-0678.2 580678		L= 341
1.6 2.0 2.0 Flex	81 104 107	01/10→09/12 06/05→09/08 10/08→03/10		- eFSB; Scheibenbremse; ↓ - eFSB; Scheibenbremse; ↑	1 1	24.3727-0659.2 580659 24.3727-0678.2 580678		L= 1.816 L2= 1.860 L= 341
1.6 LPG 1.6 TDCi	85 66	10/09→07/11 01/05→09/12		→ 02/11; - eFSB; Scheibenbremse; ↓ → 02/11; - eFSB; Scheibenbremse; ↑	1 1	24.3727-0659.2 580659 24.3727-0678.2 580678		L= 1.816 L2= 1.860 L= 341
1.8 1.8 Flexifuel 1.8 TDCi 2.0 CNG 2.0 LPG 2.0 TDCi 2.5 ST	92 92 85 107 107 81 166	03/06→09/12 01/06→09/12 01/05→09/12 04/09→07/11 06/08→07/11 02/08→07/11 10/05→09/12						
2.0 TDCi	98	07/04→01/08		10/04→; - eFSB; Scheibenbremse; ↓ 10/04→; - eFSB; Scheibenbremse; ↑	1 1	24.3727-0659.2 580659 24.3727-0678.2 580678		L= 1.816 L2= 1.860 L= 341
2.5 RS 2.5 RS 500	224 257	01/09→07/11 05/10→07/11		→ 02/11; Scheibenbremse; ↓	1	24.3727-0672.2 580672		L= 1.848 L2= 1.933
FORD - FOCUS II Cabriolet 10/06→09/10								
 Seilzug, Feststellbremse								
1.6 2.0 2.0 TDCi	74 107 100	10/06→09/10 10/06→09/10 10/06→09/10		- eFSB; Scheibenbremse; ↓ - eFSB; Scheibenbremse; ↑	1 1	24.3727-0659.2 580659 24.3727-0678.2 580678		L= 1.816 L2= 1.860 L= 341
FORD - FOCUS II Kasten/Kombi 07/04→07/11								
 Radbremszylinder								
1.4	59	09/05→07/11	➔			24.3220-1721.3 020467		ALU
Zubehörsatz, Bremsbacken								
1.4	59	09/05→07/11	➔	→ 02/11		03.0137-9279.2 669279		
 Bremstrommel								
1.4	59	09/05→07/11	➔			24.0222-8035.1 480188		Ø 271 x 50,4 / 230,3
 Bremsbackensatz								
1.4	59	09/05→07/11	➔			03.0137-0467.2 650467 03.0520-8120.3 698120		Ø 228 x 42 + HEB AP Ø 228 x 42 + RZ / + Zub TopKit
 Seilzug, Feststellbremse								
1.4	59	09/05→07/11		- eFSB; Scheibenbremse; ↓ Trommelbremse; ↓ - eFSB; Scheibenbremse; ↑	1 1 1	24.3727-0659.2 580659 24.3727-0664.2 580664 24.3727-0678.2 580678		L= 1.816 L2= 1.860 L= 1.440 L2= 1.490 L= 341
1.6 1.8 Flexifuel	74 92	09/05→07/11 06/09→07/11		- eFSB; Scheibenbremse; ↓ - eFSB; Scheibenbremse; ↑	1 1	24.3727-0659.2 580659 24.3727-0678.2 580678		L= 1.816 L2= 1.860 L= 341
1.6 TDCi 1.6 Ti-VCT 2.0 TDCi	66 - 80 85 81 - 100	07/04→07/11 09/05→07/11 09/05→07/11		→ 02/11; - eFSB; Scheibenbremse; ↓ → 02/11; - eFSB; Scheibenbremse; ↑	1 1	24.3727-0659.2 580659 24.3727-0678.2 580678		L= 1.816 L2= 1.860 L= 341
FORD - FOCUS II Stufenheck (DB_, FCH, DH) 04/05→								
 Radbremszylinder								
1.4 ➔	59	04/05→09/12	➔	→ 02/11	2	24.3220-1721.3 020467		ALU










	kw					! #		
FORD - FOCUS II Stufenheck (DB_, FCH, DH) 04/05→								
Zubehörsatz, Bremsbacken								
1.4	59	04/05→09/12	➡	→ 02/11			03.0137-9279.2 669279	
Bremstrommel								
1.4	59	04/05→09/12	➡	→ 02/11			24.0222-8035.1 480188	Ø 271 x 50,4 / 230,3
Bremsbackensatz								
1.4	59	04/05→09/12	➡	→ 02/11			03.0137-0467.2 650467 03.0520-8120.3 698120	Ø 228 x 42 + HEB AP Ø 228 x 42 + RZ / + Zub TopKit
Seilzug, Feststellbremse								
1.4	59	04/05→09/12		→ 02/11; - eFSB; Scheibenbremse; ↓	1	24.3727-0659.2 580659		L= 1.816 L2= 1.860
				→ 02/11; Trommelbremse; ↓	1	24.3727-0664.2 580664		L= 1.440 L2= 1.490
				→ 02/11; - eFSB; Scheibenbremse; ↑	1	24.3727-0678.2 580678		L= 341
1.6	74	04/05→09/12		→ 02/11; - eFSB; Scheibenbremse; ↓	1	24.3727-0659.2 580659		L= 1.816 L2= 1.860
1.6 TDCi	66 - 80	04/05→09/12		→ 02/11; - eFSB; Scheibenbremse; ↑	1	24.3727-0678.2 580678		L= 341
1.6 Ti	85	04/05→09/12						
1.8	92	03/06→09/12						
1.8 Flexifuel	92	06/06→07/11						
1.8 TDCi	85	04/05→09/12						
2.0	107	04/05→07/11						
2.0 TDCi	81 - 100	04/05→09/12						
1.6	81	03/10→		- eFSB; Scheibenbremse; ↓	1	24.3727-0659.2 580659		L= 1.816 L2= 1.860
1.6 Flex	85	01/10→09/13		- eFSB; Scheibenbremse; ↑	1	24.3727-0678.2 580678		L= 341
1.8 Flexifuel	96	12/05→01/08		01/06→; - eFSB; Scheibenbremse; ↓	1	24.3727-0659.2 580659		L= 1.816 L2= 1.860
				01/06→; - eFSB; Scheibenbremse; ↑	1	24.3727-0678.2 580678		L= 341
FORD - FOCUS II Turnier (DA_, FFS, DS) 07/04→09/12								
Radbremszylinder								
1.4	59	07/04→09/12	➡	10/04→ 02/11	2	24.3220-1721.3 020467		ALU
Zubehörsatz, Bremsbacken								
1.4	59	07/04→09/12	➡	10/04→ 02/11			03.0137-9279.2 669279	
Bremstrommel								
1.4	59	07/04→09/12	➡	10/04→ 02/11			24.0222-8035.1 480188	Ø 271 x 50,4 / 230,3
Bremsbackensatz								
1.4	59	07/04→09/12	➡	10/04→ 02/11			03.0137-0467.2 650467 03.0520-8120.3 698120	Ø 228 x 42 + HEB AP Ø 228 x 42 + RZ / + Zub TopKit
Seilzug, Feststellbremse								
1.4	59	07/04→09/12		10/04→ 02/11; - eFSB; Scheibenbremse; ↓	1	24.3727-0659.2 580659		L= 1.816 L2= 1.860
				10/04→ 02/11; Trommelbremse; ↓	1	24.3727-0664.2 580664		L= 1.440 L2= 1.490
				10/04→ 02/11; - eFSB; Scheibenbremse; ↑	1	24.3727-0678.2 580678		L= 341
1.6	74	07/04→07/11		10/04→ 02/11; - eFSB; Scheibenbremse; ↓	1	24.3727-0659.2 580659		L= 1.816 L2= 1.860
1.6 TDCi	74 - 80	07/04→09/12		10/04→ 02/11; - eFSB; Scheibenbremse; ↑	1	24.3727-0678.2 580678		L= 341
1.6 Ti	85	07/04→09/12						
2.0	107	07/04→09/12						
2.0 TDCi	100	07/04→09/12						
1.6 LPG	85	10/09→09/12		→ 02/11; - eFSB; Scheibenbremse; ↓	1	24.3727-0659.2 580659		L= 1.816 L2= 1.860
1.6 TDCi	81	12/07→09/12		→ 02/11; - eFSB; Scheibenbremse; ↑	1	24.3727-0678.2 580678		L= 341
1.8	92	03/06→09/12						
1.8 Flexifuel	92	01/06→09/12						
2.0 LPG	107	06/08→07/11						
2.0 TDCi	81	02/08→07/11						
1.6 TDCi	66	07/04→09/12		01/05→ 02/11; - eFSB; Scheibenbremse; ↓	1	24.3727-0659.2 580659		L= 1.816 L2= 1.860
1.8 TDCi	85	07/04→09/12		01/05→ 02/11; - eFSB; Scheibenbremse; ↑	1	24.3727-0678.2 580678		L= 341
2.0 TDCi	98	07/04→01/08		10/04→; - eFSB; Scheibenbremse; ↓	1	24.3727-0659.2 580659		L= 1.816 L2= 1.860
				10/04→; - eFSB; Scheibenbremse; ↑	1	24.3727-0678.2 580678		L= 341




























	kW			 	! #		
FORD - FOCUS III 07/10→							
 Radbremszylinder							
1.0 EcoBoost	74 - 103	02/12→06/19	➔		2	24.3220-1750.3 020595	ALU
1.5 EcoBoost	110 - 134	09/14→12/17					
1.5 TDCi	70 - 88	09/14→12/17					
1.5 TDCi ECONetic	77	09/14→12/17					
1.6 Flexifuel	110	07/13→					
1.6 LPG	86 - 88	02/12→					
1.6 TDCi ECONetic	77	05/12→					
1.6 Ti	63 - 88	08/11→12/17					
2.0	110 - 119	09/11→12/17					
2.0 TDCi	110	11/14→12/17					
2.0 TDCi ST	136	11/14→12/17					
2.0 Ti-GDi	125	08/11→					
1.6 EcoBoost	110 - 134	07/10→06/14	➔	03/11→	2	24.3220-1750.3 020595	ALU
1.6 Flexifuel	88	07/10→					
1.6 TDCi	70 - 85	07/10→12/17					
1.6 Ti	77 - 92	07/10→05/18					
2.0 TDCi	85 - 120	07/10→06/14					
Electric	107	07/13→12/17	➔			24.3220-1750.3 020595	ALU
Zubehörsatz, Bremsbacken							
1.0 EcoBoost	74 - 92	02/12→12/17	➔			03.0137-9313.2 669313	
1.5 EcoBoost	110 - 134	09/14→12/17					
1.5 TDCi	70 - 88	09/14→12/17					
1.5 TDCi ECONetic	77	09/14→12/17					
1.6 Flexifuel	110	07/13→					
1.6 LPG	86 - 88	02/12→					
1.6 TDCi ECONetic	77	05/12→					
1.6 Ti	63 - 88	08/11→12/17					
2.0	110 - 119	09/11→12/17					
2.0 TDCi	110	11/14→12/17					
2.0 TDCi ST	136	11/14→12/17					
2.0 Ti-GDi	125	08/11→					
Electric	107	07/13→12/17					
1.0 EcoBoost	103	10/17→06/19	➔	Trommelbremse		03.0137-9313.2 669313	
1.6 EcoBoost	110 - 134	07/10→06/14	➔	03/11→		03.0137-9313.2 669313	
1.6 Flexifuel	88	07/10→					
1.6 TDCi	70 - 85	07/10→12/17					
1.6 Ti	77 - 92	07/10→05/18					
2.0 TDCi	85 - 120	07/10→06/14					
 Bremsbackensatz							
1.0 EcoBoost	74 - 92	02/12→12/17	➔			03.0137-0512.2 650512	Ø 228 x 42 + HEB
1.5 EcoBoost	110 - 134	09/14→12/17				03.0521-0420.3 690107	Ø 228 x 42 + RZ / + Zub TopKit
1.5 TDCi	70 - 88	09/14→12/17					
1.5 TDCi ECONetic	77	09/14→12/17					
1.6 Flexifuel	110	07/13→					
1.6 LPG	86 - 88	02/12→					
1.6 TDCi ECONetic	77	05/12→					
1.6 Ti	63 - 88	08/11→12/17					
2.0	110 - 119	09/11→12/17					
2.0 TDCi	110	11/14→12/17					
2.0 TDCi ST	136	11/14→12/17					
2.0 Ti-GDi	125	08/11→					
Electric	107	07/13→12/17					
1.0 EcoBoost	103	10/17→06/19	➔	Trommelbremse		03.0137-0512.2 650512	Ø 228 x 42 + HEB










































	kW			 	! #		
FORD - FOCUS III 07/10→							
 Bremsbackensatz							
1.0 EcoBoost	103	10/17→06/19	➔			03.0521-0420.3 690107	Ø 228 x 42 + RZ / + Zub TopKit
1.6 EcoBoost	110 - 134	07/10→06/14	➔	03/11→		03.0137-0512.2 650512	Ø 228 x 42 + HEB
1.6 Flexifuel	88	07/10→				03.0521-0420.3 690107	Ø 228 x 42 + RZ / + Zub TopKit
1.6 TDCi	70 - 85	07/10→12/17					
1.6 Ti	77 - 92	07/10→05/18					
2.0 TDCi	85 - 120	07/10→06/14					
 Seilzug, Feststellbremse							
1.0 EcoBoost	74 - 92	02/12→12/17		⬆	1	24.3727-0692.2 580692	L= 308
1.6 Flexifuel	110	07/13→					
1.6 LPG	86 - 88	02/12→					
1.6 TDCi ECONetic	77	05/12→					
1.6 Ti	63 - 88	08/11→12/17					
2.0	110 - 119	09/11→12/17					
2.0 ST	184	07/12→12/17					
2.0 Ti-GDi	125	08/11→					
1.6 EcoBoost	110 - 134	07/10→06/14		03/11→; ⬆	1	24.3727-0692.2 580692	L= 308
1.6 Flexifuel	88	07/10→					
1.6 TDCi	70 - 85	07/10→12/17					
1.6 Ti	77 - 92	07/10→05/18					
2.0 TDCi	85 - 120	07/10→06/14					
FORD - FOCUS III Kasten/Kombi 02/12→							
 Radbremszylinder							
1.0 EcoBoost	74 - 92	02/12→	➔			24.3220-1750.3 020595	ALU
1.5 EcoBoost	110 - 134	09/14→					
1.5 TDCi	70 - 88	09/14→					
1.5 TDCi ECONetic	77	09/14→					
2.0 TDCi	110	11/14→					
Zubehörsatz, Bremsbacken							
1.0 EcoBoost	74 - 92	02/12→	➔			03.0137-9313.2 669313	
1.5 EcoBoost	110 - 134	09/14→					
1.5 TDCi	70 - 88	09/14→					
1.5 TDCi ECONetic	77	09/14→					
2.0 TDCi	110	11/14→					
 Bremsbackensatz							
1.0 EcoBoost	74 - 92	02/12→	➔			03.0137-0512.2 650512	Ø 228 x 42 + HEB
1.5 EcoBoost	110 - 134	09/14→				03.0521-0420.3 690107	Ø 228 x 42 + RZ / + Zub TopKit
1.5 TDCi	70 - 88	09/14→					
1.5 TDCi ECONetic	77	09/14→					
2.0 TDCi	110	11/14→					
 Seilzug, Feststellbremse							
1.0 EcoBoost	74 - 92	02/12→		⬆	1	24.3727-0692.2 580692	L= 308
FORD - FOCUS III Kasten/Schrägheck 01/11→							
 Radbremszylinder							
1.0 EcoBoost	74 - 92	02/12→	➔			24.3220-1750.3 020595	ALU
1.5 EcoBoost	110 - 134	09/14→					
1.5 TDCi	70 - 88	09/14→					
1.5 TDCi ECONetic	77	09/14→					





































	kW			 	! #		
FORD - FOCUS III Kasten/Schrägheck 01/11→							
 Radbremszylinder							
1.6 EcoBoost	110 - 134	11/11→06/14	➔			24.3220-1750.3 020595	ALU
1.6 TDCi	85	02/12→					
2.0 TDCi	110	11/14→					
1.6 TDCi	70	01/11→	➔	03/11→		24.3220-1750.3 020595	ALU
1.6 Ti	77	01/11→					
2.0 TDCi	85 - 120	01/11→06/14					
Zubehörsatz, Bremsbacken							
1.0 EcoBoost	74 - 92	02/12→	➔			03.0137-9313.2 669313	
1.5 EcoBoost	110 - 134	09/14→					
1.5 TDCi	70 - 88	09/14→					
1.5 TDCi ECONetic	77	09/14→					
1.6 EcoBoost	110 - 134	11/11→06/14					
1.6 TDCi	85	02/12→					
2.0 TDCi	110	11/14→					
1.6 TDCi	70	01/11→	➔	03/11→		03.0137-9313.2 669313	
1.6 Ti	77	01/11→					
2.0 TDCi	85 - 120	01/11→06/14					
 Bremsbackensatz							
1.0 EcoBoost	74 - 92	02/12→	➔			03.0137-0512.2 650512	Ø 228 x 42 + HEB
1.5 EcoBoost	110 - 134	09/14→				03.0521-0420.3 690107	Ø 228 x 42 + RZ / + Zub TopKit
1.5 TDCi	70 - 88	09/14→					
1.5 TDCi ECONetic	77	09/14→					
1.6 EcoBoost	110 - 134	11/11→06/14					
1.6 TDCi	85	02/12→					
2.0 TDCi	110	11/14→					
1.6 TDCi	70	01/11→	➔	03/11→		03.0137-0512.2 650512	Ø 228 x 42 + HEB
1.6 Ti	77	01/11→				03.0521-0420.3 690107	Ø 228 x 42 + RZ / + Zub TopKit
2.0 TDCi	85 - 120	01/11→06/14					
 Seilzug, Feststellbremse							
1.0 EcoBoost	74 - 92	02/12→		⏏	1	24.3727-0692.2 580692	L= 308
1.6 EcoBoost	110 - 134	11/11→06/14					
1.6 TDCi	85	02/12→					
1.6 TDCi	70	01/11→		03/11→; ⏏	1	24.3727-0692.2 580692	L= 308
1.6 Ti	77	01/11→					
2.0 TDCi	85 - 120	01/11→06/14					
FORD - FOCUS III Stufenheck 07/10→							
 Radbremszylinder							
1.0 EcoBoost	74 - 103	02/12→	➔		2	24.3220-1750.3 020595	ALU
1.5 EcoBoost	110 - 134	11/14→					
1.5 TDCi	70 - 88	11/14→					
1.5 TDCi ECONetic	77	11/14→					
1.6 Flexifuel	110	07/13→					
1.6 TDCi	77	05/12→					
1.6 Ti	63	08/11→					
2.0	110	10/13→					
2.0 GDi	125	08/11→					
2.0 TDCi	110	11/14→					
1.6 EcoBoost	110 - 134	07/10→	➔	03/11→	2	24.3220-1750.3 020595	ALU
1.6 Flexifuel	88	07/10→					
1.6 TDCi	70 - 85	07/10→					
1.6 Ti	77 - 92	07/10→					
2.0 TDCi	85 - 120	07/10→					
➔							











	kW			 	! #		
FORD - FOCUS III Stufenheck 07/10→							
Zubehörsatz, Bremsbacken							
1.0 EcoBoost	74 - 92	02/12→	➔			03.0137-9313.2 669313	
1.5 EcoBoost	110 - 134	11/14→					
1.5 TDCi	70 - 88	11/14→					
1.5 TDCi ECONetic	77	11/14→					
1.6 Flexifuel	110	07/13→					
1.6 TDCi	77	05/12→					
1.6 Ti	63	08/11→					
2.0	110	10/13→					
2.0 GDi	125	08/11→					
2.0 TDCi	110	11/14→					
1.0 EcoBoost	103	10/17→	➔	Trommelbremse		03.0137-9313.2 669313	
1.6 EcoBoost	110 - 134	07/10→	➔	03/11→		03.0137-9313.2 669313	
1.6 Flexifuel	88	07/10→					
1.6 TDCi	70 - 85	07/10→					
1.6 Ti	77 - 92	07/10→					
2.0 TDCi	85 - 120	07/10→					
 Bremsbackensatz							
1.0 EcoBoost	74 - 92	02/12→	➔			03.0137-0512.2 650512	Ø 228 x 42 + HEB
1.5 EcoBoost	110 - 134	11/14→				03.0521-0420.3 690107	Ø 228 x 42 + RZ / + Zub TopKit
1.5 TDCi	70 - 88	11/14→					
1.5 TDCi ECONetic	77	11/14→					
1.6 Flexifuel	110	07/13→					
1.6 TDCi	77	05/12→					
1.6 Ti	63	08/11→					
2.0	110	10/13→					
2.0 GDi	125	08/11→					
2.0 TDCi	110	11/14→					
1.0 EcoBoost	103	10/17→	➔	Trommelbremse		03.0137-0512.2 650512	Ø 228 x 42 + HEB
			➔			03.0521-0420.3 690107	Ø 228 x 42 + RZ / + Zub TopKit
1.6 EcoBoost	110 - 134	07/10→	➔	03/11→		03.0137-0512.2 650512	Ø 228 x 42 + HEB
1.6 Flexifuel	88	07/10→				03.0521-0420.3 690107	Ø 228 x 42 + RZ / + Zub TopKit
1.6 TDCi	70 - 85	07/10→					
1.6 Ti	77 - 92	07/10→					
2.0 TDCi	85 - 120	07/10→					
 Seilzug, Feststellbremse							
1.0 EcoBoost	74 - 92	02/12→		⏏	1	24.3727-0692.2 580692	L= 308
1.6 Flexifuel	110	07/13→					
1.6 TDCi	77	05/12→					
1.6 Ti	63	08/11→					
2.0	110	10/13→					
2.0 GDi	125	08/11→					
1.6 EcoBoost	110 - 134	07/10→		03/11→; ⏏	1	24.3727-0692.2 580692	L= 308
1.6 Flexifuel	88	07/10→					
1.6 TDCi	70 - 85	07/10→					
1.6 Ti	77 - 92	07/10→					
2.0 TDCi	85 - 120	07/10→					
FORD - FOCUS III Turnier 07/10→							
 Radbremszylinder							
1.0 EcoBoost	74 - 103	02/12→	➔		2	24.3220-1750.3 020595	ALU
1.5 EcoBoost	110 - 134	09/14→					
1.5 TDCi	70 - 88	09/14→					
1.5 TDCi ECONetic	77	09/14→					
1.6 Flexifuel	110	07/13→					
➔							

	kW			 	! #		
FORD - FOCUS III Turnier 07/10→							
 Radbremszylinder							
1.6 LPG	86 - 88	02/12→	➔		2	24.3220-1750.3 020595	ALU
1.6 TDCi ECONetic	77	05/12→					
1.6 Ti	63 - 88	08/11→					
2.0	110	10/13→					
2.0 TDCi	110	11/14→					
2.0 TDCi ST	136	11/14→					
1.6 EcoBoost	110 - 134	07/10→	➔	03/11→	2	24.3220-1750.3 020595	ALU
1.6 Flexifuel	88	07/10→					
1.6 TDCi	70 - 85	07/10→					
1.6 Ti	77 - 92	07/10→					
2.0 TDCi	85 - 120	07/10→					
2.0 Ti-GDi	125	07/10→	➔	08/11→	2	24.3220-1750.3 020595	ALU
Zubehörsatz, Bremsbacken							
1.0 EcoBoost	74 - 92	02/12→	➔			03.0137-9313.2 669313	
1.5 EcoBoost	110 - 134	09/14→					
1.5 TDCi	70 - 88	09/14→					
1.5 TDCi ECONetic	77	09/14→					
1.6 Flexifuel	110	07/13→					
1.6 LPG	86 - 88	02/12→					
1.6 TDCi ECONetic	77	05/12→					
1.6 Ti	63 - 88	08/11→					
2.0	110	10/13→					
2.0 TDCi	110	11/14→					
2.0 TDCi ST	136	11/14→					
1.0 EcoBoost	103	10/17→	➔	Trommelbremse		03.0137-9313.2 669313	
1.6 EcoBoost	110 - 134	07/10→	➔	03/11→		03.0137-9313.2 669313	
1.6 Flexifuel	88	07/10→					
1.6 TDCi	70 - 85	07/10→					
1.6 Ti	77 - 92	07/10→					
2.0 TDCi	85 - 120	07/10→					
2.0 Ti-GDi	125	07/10→	➔	08/11→		03.0137-9313.2 669313	
 Bremsbackensatz							
1.0 EcoBoost	74 - 92	02/12→	➔			03.0137-0512.2 650512 03.0521-0420.3 690107	Ø 228 x 42 + HEB Ø 228 x 42 + RZ / + Zub TopKit
1.5 EcoBoost	110 - 134	09/14→					
1.5 TDCi	70 - 88	09/14→					
1.5 TDCi ECONetic	77	09/14→					
1.6 Flexifuel	110	07/13→					
1.6 LPG	86 - 88	02/12→					
1.6 TDCi ECONetic	77	05/12→					
1.6 Ti	63 - 88	08/11→					
2.0	110	10/13→					
2.0 TDCi	110	11/14→					
2.0 TDCi ST	136	11/14→					
1.0 EcoBoost	103	10/17→	➔	Trommelbremse		03.0137-0512.2 650512 03.0521-0420.3 690107	Ø 228 x 42 + HEB Ø 228 x 42 + RZ / + Zub TopKit
1.6 EcoBoost	110 - 134	07/10→	➔	03/11→		03.0137-0512.2 650512 03.0521-0420.3 690107	Ø 228 x 42 + HEB Ø 228 x 42 + RZ / + Zub TopKit
1.6 Flexifuel	88	07/10→					
1.6 TDCi	70 - 85	07/10→					
1.6 Ti	77 - 92	07/10→					
2.0 TDCi	85 - 120	07/10→					
2.0 Ti-GDi	125	07/10→	➔	08/11→		03.0137-0512.2 650512 03.0521-0420.3 690107	Ø 228 x 42 + HEB Ø 228 x 42 + RZ / + Zub TopKit
→							


















	kW			 	! #		
FORD - FOCUS III Turnier 07/10→							
 Seilzug, Feststellbremse							
1.0 EcoBoost	74	02/12→			1	24.3727-0692.2 580692	L= 308
1.6 Flexifuel	110	07/13→					
1.6 LPG	86 - 88	02/12→					
1.6 TDCi ECONetic	77	05/12→					
1.6 Ti	63 - 88	08/11→					
2.0	110	10/13→					
2.0 ST	184	07/12→					
1.6 EcoBoost	110 - 134	07/10→		03/11→; 	1	24.3727-0692.2 580692	L= 308
1.6 Flexifuel	88	07/10→					
1.6 TDCi	70 - 85	07/10→					
1.6 Ti	77 - 92	07/10→					
2.0 TDCi	85 - 120	07/10→					
2.0 Ti-GDi	125	07/10→		08/11→; 	1	24.3727-0692.2 580692	L= 308
FORD - FOCUS C-MAX (DM2) 10/03→03/07							
 Seilzug, Feststellbremse							
1.6	74	10/03→03/07		- eFSB; Scheibenbremse; 	1	24.3727-0659.2 580659	L= 1.816 L2= 1.860
1.6 TDCi	66 - 80	10/03→03/07		- eFSB; Scheibenbremse; 	1	24.3727-0678.2 580678	L= 341
1.6 Ti	85	08/04→03/07					
1.8	88 - 92	10/03→03/07					
1.8 Flexifuel	92	01/06→03/07					
1.8 TDCi	85	01/05→03/07					
2.0 TDCi	98 - 100	10/03→03/07					
2.0	107	03/04→03/07		04/04→; - eFSB; Scheibenbremse; 	1	24.3727-0659.2 580659	L= 1.816 L2= 1.860
				04/04→; - eFSB; Scheibenbremse; 	1	24.3727-0678.2 580678	L= 341
FORD - FUSION (JU_) 08/02→12/12							
 Radbremszylinder							
1.25	55	08/04→12/12		→ 09/12	2	24.3219-1735.3 020464	ALU
1.4	59	08/02→12/12					
1.4 LPG	59	01/10→12/12					
1.4 TDCi	50	08/02→12/12					
1.6 TDCi	66	11/04→12/12					
1.3	44	11/02→07/05			2	24.3219-1735.3 020464	ALU
1.6	74	08/02→11/09					
Zubehörsatz, Bremsbacken							
1.25	55	08/04→12/12		→ 09/12		03.0137-9259.2 669259	
1.4	59	08/02→12/12					
1.4 LPG	59	01/10→12/12					
1.4 TDCi	50	08/02→12/12					
1.6 TDCi	66	11/04→12/12					
1.3	44	11/02→07/05				03.0137-9259.2 669259	
1.6	74	08/02→11/09					
 Bremstrommel							
1.25	55	08/04→12/12		→ 09/12		24.0220-3026.2 480175	Ø 243 x 44,5 / 204,3 - RLG / - ABS Ring
1.4	59	08/02→12/12				24.0220-3726.2 480216	Ø 243 x 44,5 / 204,3 + RLG / - ABS Ring
1.4 LPG	59	01/10→12/12					
1.4 TDCi	50	08/02→12/12					
1.6 TDCi	66	11/04→12/12					
1.3	44	11/02→07/05				24.0220-3026.2 480175	Ø 243 x 44,5 / 204,3 - RLG / - ABS Ring
1.6	74	08/02→11/09				24.0220-3726.2 480216	Ø 243 x 44,5 / 204,3 + RLG / - ABS Ring
 Bremsbackensatz							
1.25	55	08/04→12/12		→ 09/12		03.0137-0394.2 650394	Ø 203 x 38 + HEB
1.4	59	08/02→12/12				03.0520-6319.3 696319	AP Ø 203 x 38 + RZ / + Zub TopKit
1.4 LPG	59	01/10→12/12					
1.4 TDCi	50	08/02→12/12					
1.6 TDCi	66	11/04→12/12					
1.3	44	11/02→07/05				03.0137-0394.2 650394	Ø 203 x 38 + HEB
1.6	74	08/02→11/09				03.0520-6319.3 696319	AP Ø 203 x 38 + RZ / + Zub TopKit
→							






































	kw					! #		
FORD - FUSION (JU_) 08/02→12/12								
 Seilzug, Feststellbremse								
1.25 1.4 1.4 LPG 1.4 TDCi 1.6 TDCi	55 59 59 50 66	08/04→12/12 08/02→12/12 01/10→12/12 08/02→12/12 11/04→12/12		→ 09/12; Trommelbremse; 		1	24.3727-0653.2 580653	L= 1.305 L2= 1.445
				→ 09/12; Trommelbremse; 		1	24.3727-0658.2 580658	L= 306
1.3	44	11/02→07/05		Trommelbremse; 		1	24.3727-0653.2 580653	L= 1.305 L2= 1.445
				Trommelbremse; 		1	24.3727-0658.2 580658	L= 306
1.6	74	08/02→11/09		Trommelbremse; 		1	24.3727-0653.2 580653	L= 1.305 L2= 1.445
				Trommelbremse; 		1	24.3727-0658.2 580658	L= 306
				für Fahrzeuge mit Trommelbremse an der Hinterachse; 		2	24.3727-0663.2 580663	L= 175
FORD - GALAXY I (WGR) 03/95→05/06								
 Seilzug, Feststellbremse								
1.9 TDI	66	03/95→05/06		01/96→ 04/06; Scheibenbremse; 		2	24.3727-0163.2 580163	L= 1.293
1.9 TDI	81	08/97→04/00		10/97→ 03/00; Scheibenbremse; 		2	24.3727-0163.2 580163	L= 1.293
1.9 TDI	85 - 96	04/00→05/06		→ 04/06; Scheibenbremse; 		2	24.3727-0163.2 580163	L= 1.293
2.0 i 2.3 16V	85 103 - 107	11/95→05/06 01/97→05/06						
2.8 V6	150	04/00→05/06						
1.9 TDI	110	05/05→05/06		Scheibenbremse; 		2	24.3727-0163.2 580163	L= 1.293
2.8 i V6 2.8 i V6 4x4	128 128	11/95→04/00 04/96→04/00		→ 03/00; Scheibenbremse; 		2	24.3727-0163.2 580163	L= 1.293
FORD - GALAXY II (WA6) 05/06→06/15								
 Seilzug, Feststellbremse								
1.6 EcoBoost	118	11/10→06/15		02/11→; - eFSB; Scheibenbremse; 			24.3727-0676.2 580676	L= 2.078
				02/11→; - eFSB; Scheibenbremse; 			24.3727-0677.2 580677	L= 2.071
1.6 TDCi 2.0 EcoBoost	85 146 - 149	02/11→06/15 03/10→06/15		- eFSB; Scheibenbremse; 			24.3727-0676.2 580676	L= 2.078
				- eFSB; Scheibenbremse; 			24.3727-0677.2 580677	L= 2.071
2.0 TDCi	85 - 120	11/07→06/15						
2.2 TDCi	147	11/10→06/15						
2.3	118	09/07→06/15						
1.8 TDCi	74 - 92	05/06→06/15		02/07→; - eFSB; Scheibenbremse; 			24.3727-0676.2 580676	L= 2.078
				02/07→; - eFSB; Scheibenbremse; 			24.3727-0677.2 580677	L= 2.071
2.0 2.0 Flexifuel 2.0 TDCi	107 107 96 - 103	05/06→06/15 05/06→06/15 05/06→06/15						
2.2 TDCi	129	03/08→12/12		04/08→; - eFSB; Scheibenbremse; 			24.3727-0676.2 580676	L= 2.078
				04/08→; - eFSB; Scheibenbremse; 			24.3727-0677.2 580677	L= 2.071
FORD - GALAXY MK I VAN (WGR) 03/95→05/06								
 Seilzug, Feststellbremse								
2.3	103	11/02→03/06		Scheibenbremse; 		2	24.3727-0163.2 580163	L= 1.293
FORD - GALAXY MK II VAN (WA6) 05/06→06/15								
 Seilzug, Feststellbremse								
2.0 TDCi	107 96 - 103	05/06→06/15 05/06→06/15		02/07→; - eFSB; Scheibenbremse; 			24.3727-0676.2 580676	L= 2.078
				02/07→; - eFSB; Scheibenbremse; 			24.3727-0677.2 580677	L= 2.071
2.0 EcoBoost EcoBoost TDCi	149 118 85 - 147	03/10→06/15 02/11→06/15 03/10→06/15		- eFSB; Scheibenbremse; 			24.3727-0676.2 580676	L= 2.078
				- eFSB; Scheibenbremse; 			24.3727-0677.2 580677	L= 2.071
TDCi	85	01/07→06/15		02/11→; - eFSB; Scheibenbremse; 			24.3727-0676.2 580676	L= 2.078
				02/11→; - eFSB; Scheibenbremse; 			24.3727-0677.2 580677	L= 2.071
FORD - GRAND C-MAX (DXA/CB7, DXA/CEU) 12/10→06/19								
 Seilzug, Feststellbremse								
1.0 EcoBoost 1.5 EcoBoost 1.5 TDCi →	74 - 92 110 - 134 70 - 88	10/12→06/19 03/15→06/19 03/15→06/19				1	24.3727-0678.2 580678	L= 341
















	kW					! #		
FORD - GRAND C-MAX (DXA/CB7, DXA/CEU) 12/10→06/19								
 Seilzug, Feststellbremse								
1.6 EcoBoost	110 - 134	12/10→06/19				1	24.3727-0678.2 580678	L= 341
1.6 TDCi	70 - 85	12/10→06/19						
1.6 Ti	63 - 92	12/10→06/19						
2.0 TDCi	85 - 125	12/10→06/19						
FORD - GRAND C-MAX Van 12/10→06/19								
 Seilzug, Feststellbremse								
1.0 EcoBoost	74 - 92	10/12→06/19				1	24.3727-0678.2 580678	L= 341
1.5 EcoBoost	110	03/15→06/19						
1.5 TDCi	88	03/15→06/19						
1.6 EcoBoost	110 - 134	12/10→06/19						
1.6 TDCi	70 - 85	12/10→06/19						
1.6 Ti	92	12/10→12/14						
2.0 TDCi	103 - 125	12/10→06/19						
2.0 TDCi	85	02/11→06/19						
FORD - KA 01/08→								
 Radbremszylinder								
1.0	46 - 48	10/08→		→ 05/10		2	24.3220-1108.3 020219	BDX GG
				06/10→		2	24.3220-1738.3 020545	ALU
							24.3220-1757.3 020605	ALU
Zubehörsatz, Bremsbacken								
1.0	46 - 48	10/08→		06/10→			03.0137-9247.2 669247	AP
				→ 05/10			03.0137-9303.2 669303	BOS
 Bremstrommel								
1.0	46 - 48	10/08→					24.0218-0011.1 480006	Ø 214 x 40 / 181,4
 Bremssackensatz								
1.0	46 - 48	10/08→		→ 05/10			03.0137-0462.2 650462	BOS Ø 180 x 32 + HEB
							03.0520-8220.3 698220	BOS Ø 180 x 32 + RZ / + Zub TopKit
				06/10→			03.0137-0506.2 650506	Ø 180 x 32 + HEB
							03.0521-0520.3 690112	Ø 180 x 32 + RZ / + Zub TopKit
 Seilzug, Feststellbremse								
1.0	46 - 48	10/08→		Trommelbremse; <input type="checkbox"/>			24.3727-0670.2 580670	L= 1.402
				Trommelbremse; <input type="checkbox"/>			24.3727-0671.2 580671	L= 1.450
FORD - KA (RB_) 09/96→11/08								
 Radbremszylinder								
1.0 i	38	07/97→09/99				2	24.3219-1107.3 020338	TRW GG
1.0 i	48	09/99→11/08		→ 01/00		2	24.3219-1107.3 020338	TRW GG
1.3 i	36	06/98→11/08		02/00→		2	24.3219-1735.3 020464	ALU
1.3 i	37 - 44	09/96→11/08		11/96→ 01/00		2	24.3219-1107.3 020338	TRW GG
				02/00→		2	24.3219-1735.3 020464	ALU
1.3 i ROCAM	51	08/02→11/08				2	24.3219-1735.3 020464	ALU
1.6 i	71	11/05→09/08						
1.6 i	70	02/01→11/08		08/03→		2	24.3219-1735.3 020464	ALU
Zubehörsatz, Bremsbacken								
1.0 i	38	07/97→09/99					03.0137-9217.2 669217	TRW
1.0 i	48	09/99→11/08		02/00→			03.0137-9179.2 669179	AP
1.3 i	36	06/98→11/08		→ 01/00			03.0137-9217.2 669217	TRW
1.3 i	37 - 44	09/96→11/08		02/00→			03.0137-9179.2 669179	AP
				11/96→ 01/00			03.0137-9217.2 669217	TRW
→								








	kw			 	! #		
FORD - KA (RB_) 09/96→11/08							
Zubehörsatz, Bremsbacken							
1.3 i ROCAM	51	08/02→11/08	➔			03.0137-9179.2 669179	AP
1.6 i	70	02/01→11/08	➔	08/03→		03.0137-9259.2 669259	
1.6 i	71	11/05→09/08	➔			03.0137-9259.2 669259	
 Bremstrommel							
1.0 i	38 - 48	07/97→11/08	➔			24.0218-0024.2 480079	Ø 216 x 44 / 181,3 - RLG / - ABS Ring / mit Radbefestigungsbolzen
1.3 i	36	06/98→11/08				24.0218-0724.2 480206	Ø 216 x 44 / 181,3 + RLG / - ABS Ring / mit Radbefestigungsbolzen
1.3 i ROCAM	51	08/02→11/08					
1.3 i	37 - 44	09/96→11/08	➔	11/96→		24.0218-0024.2 480079	Ø 216 x 44 / 181,3 - RLG / - ABS Ring / mit Radbefestigungsbolzen
						24.0218-0724.2 480206	Ø 216 x 44 / 181,3 + RLG / - ABS Ring / mit Radbefestigungsbolzen
1.6 i	70	02/01→11/08	➔	08/03→		24.0220-3009.2 480080	Ø 239 x 48,5 / 204,3 - RLG / - ABS Ring / mit Radbefestigungsbolzen
						24.0220-3709.2 480220	Ø 239 x 48,5 / 204,3 + RLG / - ABS Ring / mit Radbefestigungsbolzen
1.6 i	71	11/05→09/08	➔			24.0220-3009.2 480080	Ø 239 x 48,5 / 204,3 - RLG / - ABS Ring / mit Radbefestigungsbolzen
						24.0220-3709.2 480220	Ø 239 x 48,5 / 204,3 + RLG / - ABS Ring / mit Radbefestigungsbolzen
 Bremsbackensatz							
1.0 i	38	07/97→09/99	➔			03.0137-0337.2 650337	TRW Ø 180 x 32 + HEB
						03.0520-5519.3 695519	TRW Ø 180 x 32 + RZ / + Zub TopKit
1.0 i	48	09/99→11/08	➔	→ 01/00		03.0137-0337.2 650337	TRW Ø 180 x 32 + HEB
1.3 i	36	06/98→11/08				03.0520-5519.3 695519	TRW Ø 180 x 32 + RZ / + Zub TopKit
			➔	02/00→		03.0137-0412.2 650412	AP Ø 180 x 32 + HEB
						03.0520-6219.3 696219	AP Ø 180 x 32 + RZ / + Zub TopKit
1.3 i	37 - 44	09/96→11/08	➔	11/96→ 01/00		03.0137-0337.2 650337	TRW Ø 180 x 32 + HEB
						03.0520-5519.3 695519	TRW Ø 180 x 32 + RZ / + Zub TopKit
			➔	02/00→		03.0137-0412.2 650412	AP Ø 180 x 32 + HEB
						03.0520-6219.3 696219	AP Ø 180 x 32 + RZ / + Zub TopKit
1.3 i ROCAM	51	08/02→11/08	➔			03.0137-0412.2 650412	AP Ø 180 x 32 + HEB
						03.0520-6219.3 696219	AP Ø 180 x 32 + RZ / + Zub TopKit
1.6 i	70	02/01→11/08	➔	08/03→		03.0137-0394.2 650394	Ø 203 x 38 + HEB
						03.0520-6319.3 696319	AP Ø 203 x 38 + RZ / + Zub TopKit
1.6 i	71	11/05→09/08	➔			03.0137-0394.2 650394	Ø 203 x 38 + HEB
						03.0520-6319.3 696319	AP Ø 203 x 38 + RZ / + Zub TopKit
 Seilzug, Feststellbremse							
1.0 i	38	07/97→09/99		Trommelbremse; ⬇	1	24.3727-0660.2 580660	L= 1.575 L2= 1.627
				Trommelbremse; ⬆	1	24.3727-1800.2 581800	L= 312
1.0 i	48	09/99→11/08		→ 11/06; Trommelbremse; ⬇	1	24.3727-0660.2 580660	L= 1.575 L2= 1.627
1.3 i	36	06/98→11/08		12/06→; ⬇	1	24.3727-0666.2 580666	L= 1.575 L2= 1.627
1.3 i ROCAM	51	08/02→11/08		→ 11/06; Trommelbremse; ⬆	1	24.3727-1800.2 581800	L= 312
1.3 i	37	09/96→10/02		11/96→; Trommelbremse; ⬇	1	24.3727-0660.2 580660	L= 1.575 L2= 1.627
				11/96→; Trommelbremse; ⬆	1	24.3727-1800.2 581800	L= 312
1.3 i	44	09/96→11/08		11/96→ 11/06; Trommelbremse; ⬇	1	24.3727-0660.2 580660	L= 1.575 L2= 1.627
				12/06→; ⬇	1	24.3727-0666.2 580666	L= 1.575 L2= 1.627
				11/96→ 11/06; Trommelbremse; ⬆	1	24.3727-1800.2 581800	L= 312
































	kw					! #		
FORD - KA (RU8) 10/08→05/16								
 Radbremszylinder								
1.2 1.3 TDCi	51 55	10/08→05/16 10/08→05/16	➔ ➔	→ 05/10 06/10→	2	24.3220-1108.3 24.3220-1738.3 24.3220-1757.3	020219 020545 020605	BDX GG ALU ALU
Zubehörsatz, Bremsbacken								
1.2 1.3 TDCi	51 55	10/08→05/16 10/08→05/16	➔ ➔	06/10→ → 05/10		03.0137-9247.2 03.0137-9303.2	669247 669303	AP BOS
 Bremstrommel								
1.2 1.3 TDCi	51 55	10/08→05/16 10/08→05/16	➔			24.0218-0011.1	480006	Ø 214 x 40 / 181,4
 Bremsbackensatz								
1.2 1.3 TDCi	51 55	10/08→05/16 10/08→05/16	➔ ➔	→ 05/10 06/10→		03.0137-0462.2 03.0520-8220.3 03.0137-0506.2 03.0521-0520.3	650462 698220 650506 690112	BOS Ø 180 x 32 + HEB BOS Ø 180 x 32 + RZ / + Zub TopKit Ø 180 x 32 + HEB Ø 180 x 32 + RZ / + Zub TopKit
 Seilzug, Feststellbremse								
1.2 1.3 TDCi	51 55	10/08→05/16 10/08→05/16		Trommelbremse; <input type="checkbox"/> Trommelbremse; <input type="checkbox"/>		24.3727-0670.2 24.3727-0671.2	580670 580671	L= 1.402 L= 1.450
FORD - KA Van (RB) 05/02→05/05								
 Radbremszylinder								
1.3 1.3 i	51 44	09/02→03/04 05/02→05/05	➔			24.3219-1735.3	020464	ALU
Zubehörsatz, Bremsbacken								
1.3 1.3 i	51 44	09/02→03/04 05/02→05/05	➔			03.0137-9179.2	669179	AP
 Bremstrommel								
1.3 1.3 i	51 44	09/02→03/04 05/02→05/05	➔			24.0218-0024.2 24.0218-0724.2	480079 480206	Ø 216 x 44 / 181,3 - RLG / - ABS Ring / mit Radbefestigungsbolzen Ø 216 x 44 / 181,3 + RLG / - ABS Ring / mit Radbefestigungsbolzen
 Bremsbackensatz								
1.3 1.3 i	51 44	09/02→03/04 05/02→05/05	➔			03.0137-0412.2 03.0520-6219.3	650412 696219	AP Ø 180 x 32 + HEB AP Ø 180 x 32 + RZ / + Zub TopKit
 Seilzug, Feststellbremse								
1.3 1.3 i	51 44	09/02→03/04 05/02→05/05		Trommelbremse; <input checked="" type="checkbox"/> Trommelbremse; <input checked="" type="checkbox"/>	1 1	24.3727-0660.2 24.3727-1800.2	580660 581800	L= 1.575 L2= 1.627 L= 312
FORD - KA+ III (UK, FK) 08/14→								
 Radbremszylinder								
1.2 1.2 Ti-VCT 1.5 TDCi	51 - 63 63 66 - 70	06/16→ 06/16→ 02/18→	➔		2	24.3219-1760.3	020529	ALU
Zubehörsatz, Bremsbacken								
1.2 1.2 Ti-VCT 1.5 TDCi	51 - 63 63 66 - 70	06/16→ 06/16→ 02/18→	➔			03.0137-9304.2	669304	
 Bremsbackensatz								
1.2 1.2 Ti-VCT 1.5 TDCi →	51 - 63 63 66 - 70	06/16→ 06/16→ 02/18→	➔			03.0137-0497.2 03.0520-7619.3	650497 697619	Ø 200 x 32 + HEB Ø 200 x 32 + RZ / + Zub TopKit












	kw					! #		
FORD - KA+ III (UK, FK) 08/14→								
 Seilzug, Feststellbremse								
1.5 TDCi	66 - 70	02/18→			für Rechtslenker; 		24.3727-0679.2 580679	L= 408
FORD - KA+ III Stufenheck (TK, FK) 08/14→								
 Radbremszylinder								
1.2	63	06/16→				2	24.3219-1760.3 020529	ALU
Zubehörsatz, Bremsbacken								
1.2	63	06/16→					03.0137-9304.2 669304	
 Bremsbackensatz								
1.2	63	06/16→					03.0137-0497.2 650497	Ø 200 x 32 + HEB
							03.0520-7619.3 697619	Ø 200 x 32 + RZ / + Zub TopKit
FORD - KUGA I 02/08→11/12								
 Seilzug, Feststellbremse								
2.0 TDCi	100	03/08→11/12			04/08→; Scheibenbremse; 	1	24.3727-0667.2 580667	L= 360
2.0 TDCi 4x4	100	03/08→11/12			04/08→; Scheibenbremse; 	1	24.3727-0672.2 580672	L= 1.848 L2= 1.933
2.0 TDCi	103	03/10→11/12			Scheibenbremse; 	1	24.3727-0667.2 580667	L= 360
2.0 TDCi 4x4	103 - 120	03/10→11/12			Scheibenbremse; 	1	24.3727-0672.2 580672	L= 1.848 L2= 1.933
2.5 4x4	147	02/08→11/12						
FORD - KUGA I VAN 02/08→11/12								
 Seilzug, Feststellbremse								
2.5 TDCi	147	02/08→11/12			Scheibenbremse; 	1	24.3727-0667.2 580667	L= 360
TDCi 4x4	103 - 120	03/10→11/12			Scheibenbremse; 	1	24.3727-0672.2 580672	L= 1.848 L2= 1.933
FORD - MAVERICK 02/01→								
Zubehörsatz, Bremsbacken								
2.0 16V	91	02/01→			→ 06/07		03.0137-9262.2 669262	
2.3 16V	110	03/04→						
3.0 V6 24V	145 - 149	02/01→						
 Bremsbackensatz								
2.0 16V	91	02/01→			→ 06/07		03.0137-0416.2 650416	Ø 229 x 43 - HEB
2.3 16V	110	03/04→						
3.0 V6 24V	145 - 149	02/01→						
 Seilzug, Feststellbremse								
2.0 16V	91	02/01→			für Ganzbodenkonsole; 	1	24.3727-0673.2 580673	L= 819
2.3 16V	110	03/04→			→ 06/07; 	1	24.3727-0674.2 580674	L= 988
3.0 V6 24V	145	02/01→						
3.0 V6 24V	149	03/04→			→ 04/06; Scheibenbremse; 	1	24.3727-0675.2 580675	L= 1.081
					05/06→ 06/07; Trommelbremse; 	1	24.3727-0675.2 580675	L= 1.081
FORD - MAVERICK (UDS, UNS) 02/93→04/98								
 Radbremszylinder								
2.4 i	85 - 87	09/96→04/98			10/96→ 03/98; Türenanzahl: 2	2	24.3223-1709.3 020444	GG
2.7 TD	92	09/96→04/98						
Zubehörsatz, Bremsbacken								
2.4 i	85 - 87	09/96→04/98			10/96→ 03/98		03.0137-9169.2 669169	
2.7 TD	92	09/96→04/98						
 Bremstrommel								
2.4 i	85 - 87	09/96→04/98			10/96→ 03/98		24.0225-4014.1 480155	Ø 294 x 65 / 255,5
2.7 TD	92	09/96→04/98						
 Bremsbackensatz								
2.4 i	85 - 87	09/96→04/98			10/96→ 03/98		03.0137-0376.2 650376	Ø 254 x 58 + HEB
2.7 TD	92	09/96→04/98						

	kw					! #		
FORD - MAVERICK VAN 06/96→04/98								
 Radbremszylinder								
2.7 TD	74 - 92	06/96→04/98	➔	10/96→ 03/98; Türenanzahl: 2			24.3223-1709.3 020444	GG
Zubehörsatz, Bremsbacken								
2.7 TD	74 - 92	06/96→04/98	➔	10/96→ 03/98			03.0137-9169.2 669169	
 Bremstrommel								
2.7 TD	74 - 92	06/96→04/98	➔	10/96→ 03/98			24.0225-4014.1 480155	Ø 294 x 65 / 255,5
 Bremsbackensatz								
2.7 TD	74 - 92	06/96→04/98	➔	10/96→ 03/98			03.0137-0376.2 650376	Ø 254 x 58 + HEB
FORD - MONDEO II (BAP) 08/96→09/00								
 Radbremszylinder								
1.6 i	66	08/96→09/00	➔	10/96→	2		24.3222-1114.3 020269	GG
1.8 i	85	08/96→09/00						
1.8 TD	66	08/96→09/00						
1.6 i 16V	70	05/98→09/00	➔		2		24.3222-1114.3 020269	GG
2.0 i	96	08/96→09/00	➔	10/96→	2		24.3220-1111.3 020222	GG
Zubehörsatz, Bremsbacken								
1.6 i	66	08/96→09/00	➔	10/96→			03.0137-9177.2 669177	
1.8 i	85	08/96→09/00						
1.8 TD	66	08/96→09/00						
1.6 i 16V	70	05/98→09/00	➔				03.0137-9177.2 669177	
2.0 i	96	08/96→09/00	➔	10/96→			03.0137-9153.2 669153	
 Bremstrommel								
1.6 i	66	08/96→09/00	➔	10/96→			24.0220-3006.1 480062	Ø 243 x 49,3 / 204,5
1.8 i	85	08/96→09/00						
1.8 TD	66	08/96→09/00						
1.6 i 16V	70	05/98→09/00	➔				24.0220-3006.1 480062	Ø 243 x 49,3 / 204,5
2.0 i	96	08/96→09/00	➔	10/96→			24.0222-8014.1 480031	Ø 268,5 x 54 / 230,1
 Bremsbackensatz								
1.6 i	66	08/96→09/00	➔	10/96→			03.0137-0272.2 650272	Ø 203 x 39 + HEB
1.8 i	85	08/96→09/00					03.0420-2122.3 682122	TRW Ø 203 x 39 + RZ / + Zub Kit
1.8 TD	66	08/96→09/00						
1.6 i 16V	70	05/98→09/00	➔				03.0137-0272.2 650272	Ø 203 x 39 + HEB
							03.0420-2122.3 682122	TRW Ø 203 x 39 + RZ / + Zub Kit
2.0 i	96	08/96→09/00	➔	10/96→			03.0520-2320.3 692320	TRW Ø 228 x 45 + RZ / + Zub TopKit
 Seilzug, Feststellbremse								
1.6 i	66	08/96→09/00		10/96→; ⬆	1		24.3727-0638.2 580638	L= 270
1.8 i	85	08/96→09/00						
1.8 TD	66	08/96→09/00		10/96→; Trommelbremse; ⬇	2		24.3727-0639.2 580639	L= 1.611
2.0 i	96	08/96→09/00		10/96→; Scheibenbremse; ⬇	2		24.3727-0644.2 580644	L= 1.462
2.5 24V	125	08/96→09/00						
1.6 i 16V	70	05/98→09/00		⬆	1		24.3727-0638.2 580638	L= 270
2.5 24V	125	06/00→09/00		Trommelbremse; ⬇	2		24.3727-0639.2 580639	L= 1.611
2.5 ST 200	151	05/99→09/00		Scheibenbremse; ⬇	2		24.3727-0644.2 580644	L= 1.462
FORD - MONDEO II Stufenheck (BFP) 08/96→09/00								
 Radbremszylinder								
1.6 i	66	08/96→09/00	➔	10/96→	2		24.3222-1114.3 020269	GG
1.8 i	85	08/96→09/00						
1.8 TD	66	08/96→09/00						
1.6 i 16V	70	05/98→09/00	➔		2		24.3222-1114.3 020269	GG
2.0 i	96	08/96→09/00	➔	10/96→	2		24.3220-1111.3 020222	GG
Zubehörsatz, Bremsbacken								
1.6 i	66	08/96→09/00	➔	10/96→			03.0137-9177.2 669177	
1.8 i	85	08/96→09/00						
1.8 TD	66	08/96→09/00						
1.6 i 16V	70	05/98→09/00	➔				03.0137-9177.2 669177	
→								











	kw					! #		
FORD - MONDEO II Stufenheck (BFP) 08/96→09/00								
Zubehörsatz, Bremsbacken								
2.0 i	96	08/96→09/00	➔	10/96→			03.0137-9153.2 669153	
Bremstrommel								
1.6 i	66	08/96→09/00	➔	10/96→			24.0220-3006.1 480062	Ø 243 x 49,3 / 204,5
1.8 i	85	08/96→09/00						
1.8 TD	66	08/96→09/00						
1.6 i 16V	70	05/98→09/00	➔				24.0220-3006.1 480062	Ø 243 x 49,3 / 204,5
2.0 i	96	08/96→09/00	➔	10/96→			24.0222-8014.1 480031	Ø 268,5 x 54 / 230,1
Bremsbackensatz								
1.6 i	66	08/96→09/00	➔	10/96→			03.0137-0272.2 650272	Ø 203 x 39 + HEB
1.8 i	85	08/96→09/00					03.0420-2122.3 682122	TRW Ø 203 x 39 + RZ / + Zub Kit
1.8 TD	66	08/96→09/00						
1.6 i 16V	70	05/98→09/00	➔				03.0137-0272.2 650272	Ø 203 x 39 + HEB
							03.0420-2122.3 682122	TRW Ø 203 x 39 + RZ / + Zub Kit
2.0 i	96	08/96→09/00	➔	10/96→			03.0520-2320.3 692320	TRW Ø 228 x 45 + RZ / + Zub TopKit
Seilzug, Feststellbremse								
1.6 i	66	08/96→09/00		10/96→; ⬆	1	24.3727-0638.2 580638		L= 270
1.8 i	85	08/96→09/00		10/96→; Trommelbremse; ⬇	2	24.3727-0639.2 580639		L= 1.611
1.8 TD	66	08/96→09/00						
2.0 i	96	08/96→09/00		10/96→; Scheibenbremse; ⬇	2	24.3727-0644.2 580644		L= 1.462
2.5 24V	125	08/96→09/00						
1.6 i 16V	70	05/98→09/00		⬆	1	24.3727-0638.2 580638		L= 270
2.5 24V	125	06/00→09/00		Trommelbremse; ⬇	2	24.3727-0639.2 580639		L= 1.611
2.5 ST 200	151	05/99→09/00		Scheibenbremse; ⬇	2	24.3727-0644.2 580644		L= 1.462
FORD - MONDEO II Turnier (BNP) 08/96→09/00								
Radbremszylinder								
1.6 i	66	08/96→09/00	➔	10/96→	2	24.3222-1116.3 020271		GG
1.8 i	85	08/96→09/00						
1.6 i 16V	70	05/98→09/00	➔		2	24.3222-1116.3 020271		GG
Zubehörsatz, Bremsbacken								
1.6 i	66	08/96→09/00	➔	10/96→			03.0137-9153.2 669153	
1.8 i	85	08/96→09/00						
1.6 i 16V	70	05/98→09/00	➔				03.0137-9153.2 669153	
Bremstrommel								
1.6 i	66	08/96→09/00	➔	10/96→			24.0222-8014.1 480031	Ø 268,5 x 54 / 230,1
1.8 i	85	08/96→09/00						
1.6 i 16V	70	05/98→09/00	➔				24.0222-8014.1 480031	Ø 268,5 x 54 / 230,1
Bremsbackensatz								
1.6 i	66	08/96→09/00	➔	10/96→			03.0520-2222.3 692222	TRW Ø 228 x 45 + RZ / + Zub TopKit
1.8 i	85	08/96→09/00						
1.6 i 16V	70	05/98→09/00	➔				03.0520-2222.3 692222	TRW Ø 228 x 45 + RZ / + Zub TopKit
Seilzug, Feststellbremse								
1.6 i	66	08/96→09/00		10/96→; ⬆	1	24.3727-0638.2 580638		L= 270
1.8 i	85	08/96→09/00		10/96→; Trommelbremse; ⬇	2	24.3727-0639.2 580639		L= 1.611
1.8 TD	66	08/96→09/00						
2.0 i	96	08/96→09/00		10/96→; Scheibenbremse; ⬇	2	24.3727-0641.2 580641		L= 1.647
2.5 24V	125	08/96→09/00						
1.6 i 16V	70	05/98→09/00		⬆	1	24.3727-0638.2 580638		L= 270
2.5 24V	125	10/99→09/00		Trommelbremse; ⬇	2	24.3727-0639.2 580639		L= 1.611
2.5 ST 200	151	05/99→09/00		Scheibenbremse; ⬇	2	24.3727-0641.2 580641		L= 1.647
FORD - MONDEO III (B5Y) 10/00→03/07								
Seilzug, Feststellbremse								
1.8 16V	81 - 92	10/00→03/07		Scheibenbremse; ⬇	2	24.3727-0647.2 580647		L= 1.735
1.8 SCi	96	06/03→03/07						
2.0 16V	107	10/00→03/07						
2.0 16V DI / TDDi / TDCi	66	10/00→03/07						
2.0 16V TDDi / TDCi	85	10/00→03/07						
2.0 DI	92	10/00→03/07						
2.0 TDCi	96	10/01→03/07						






































	kw					! #		
FORD - MONDEO III (B5Y) 10/00→03/07								
 Seilzug, Feststellbremse								
2.2 TDCi 2.5 V6 24V 3.0 V6 24V ST220	114 125 150 166	09/04→03/07 10/00→03/07 09/04→03/07 04/02→03/07		Scheibenbremse; 		2	24.3727-0647.2 580647	L= 1.735
FORD - MONDEO III Stufenheck (B4Y) 10/00→09/07								
 Seilzug, Feststellbremse								
1.8 16V 1.8 SCi 2.0 16V 2.0 16V DI / TDDi / TDCi 2.0 16V TDDi / TDCi 2.0 TDCi 2.2 TDCi 2.5 V6 2.5 V6 24V 3.0 V6 24V ST220	81 - 92 96 107 66 85 96 114 125 125 150 166	10/00→03/07 06/03→03/07 10/00→03/07 10/00→03/07 10/00→03/07 10/01→03/07 09/04→03/07 10/00→03/07 10/00→03/07 09/04→03/07 04/02→03/07		Scheibenbremse; 		2	24.3727-0647.2 580647	L= 1.735
FORD - MONDEO III Turnier (BWY) 10/00→03/07								
 Seilzug, Feststellbremse								
1.8 16V 1.8 SCi 2.0 16V 2.0 16V DI / TDDi / TDCi 2.0 16V TDDi / TDCi 2.0 TDCi 2.2 TDCi 2.5 V6 24V 3.0 V6 24V ST220	81 - 92 96 107 66 85 96 110 - 114 125 150 166	10/00→03/07 06/03→03/07 10/00→03/07 10/00→03/07 10/00→03/07 10/01→03/07 09/04→03/07 10/00→03/07 09/04→03/07 04/02→03/07		Scheibenbremse; 		2	24.3727-0648.2 580648	L= 1.722
FORD - MONDEO IV (BA7) 03/07→01/15								
 Seilzug, Feststellbremse								
1.6 EcoBoost 1.6 TDCi 1.6 Ti 1.8 TDCi 2.0 EcoBoost 2.0 Flexifuel 2.0 LPG 2.0 SCTi 2.0 TDCi 2.3	118 85 88 92 176 107 107 149 85 - 120 118	02/11→01/15 02/11→01/15 07/10→01/15 06/07→01/15 07/10→01/15 03/09→01/15 07/09→01/15 03/10→01/15 03/07→01/15 07/07→01/15		→ 09/14; - eFSB; Scheibenbremse; 			24.3727-0676.2 580676	L= 2.078
				→ 09/14; - eFSB; 			24.3727-0677.2 580677	L= 2.071
1.6 Ti 1.8 TDCi 2.0 2.0 TDCi 2.5 2.2 TDCi	81 - 92 74 107 96 - 103 162 129	03/07→01/15 03/07→01/15 03/07→01/15 03/07→01/15 03/07→01/15 03/07→01/15 03/08→10/10		04/07→ 09/14; - eFSB; Scheibenbremse; 			24.3727-0676.2 580676	L= 2.078
				04/07→ 09/14; - eFSB; 			24.3727-0677.2 580677	L= 2.071
				04/08→; - eFSB; Scheibenbremse; 			24.3727-0676.2 580676	L= 2.078
				04/08→; - eFSB; 			24.3727-0677.2 580677	L= 2.071
				11/10→ 09/14; - eFSB; Scheibenbremse; 			24.3727-0676.2 580676	L= 2.078
				11/10→ 09/14; - eFSB; 			24.3727-0677.2 580677	L= 2.071
FORD - MONDEO IV Stufenheck (BA7) 03/07→01/15								
 Seilzug, Feststellbremse								
1.6 EcoBoost 1.6 TDCi	118 85	11/10→01/15 12/10→01/15		02/11→ 09/14; - eFSB; Scheibenbremse; 			24.3727-0676.2 580676	L= 2.078
				02/11→ 09/14; - eFSB; 			24.3727-0677.2 580677	L= 2.071
1.6 Ti 1.8 TDCi 2.0 2.0 TDCi 2.5	81 - 92 74 107 96 - 103 162	03/07→01/15 03/07→01/15 03/07→01/15 03/07→01/15 03/07→01/15		04/07→ 09/14; - eFSB; Scheibenbremse; 			24.3727-0676.2 580676	L= 2.078
				04/07→ 09/14; - eFSB; 			24.3727-0677.2 580677	L= 2.071
1.6 Ti 1.8 TDCi 2.0 Flexifuel →	88 92 107	03/10→01/15 06/07→01/15 03/09→01/15		→ 09/14; - eFSB; Scheibenbremse; 			24.3727-0676.2 580676	L= 2.078
				→ 09/14; - eFSB; 			24.3727-0677.2 580677	L= 2.071

















	kW					! #		
FORD - MONDEO IV Stufenheck (BA7) 03/07→01/15								
 Seilzug, Feststellbremse								
2.0 LPG	107	07/09→01/15			→ 09/14; - eFSB; Scheibenbremse; <input type="checkbox"/>		24.3727-0676.2 580676	L= 2.078
2.0 SCTi	149	03/10→01/15			→ 09/14; - eFSB; <input type="checkbox"/>		24.3727-0677.2 580677	L= 2.071
2.0 TDCi	85 - 120	11/07→01/15						
2.3	118	07/07→01/15						
2.0 EcoBoost	176	03/10→09/14			- eFSB; Scheibenbremse; <input type="checkbox"/>		24.3727-0676.2 580676	L= 2.078
2.0 TDCi	100	08/08→12/14			- eFSB; <input type="checkbox"/>		24.3727-0677.2 580677	L= 2.071
2.2 TDCi	129	03/08→10/10			04/08→; - eFSB; Scheibenbremse; <input type="checkbox"/>		24.3727-0676.2 580676	L= 2.078
					04/08→; - eFSB; <input type="checkbox"/>		24.3727-0677.2 580677	L= 2.071
2.2 TDCi	147	10/10→01/15			11/10→ 09/14; - eFSB; Scheibenbremse; <input type="checkbox"/>		24.3727-0676.2 580676	L= 2.078
					11/10→ 09/14; - eFSB; <input type="checkbox"/>		24.3727-0677.2 580677	L= 2.071
FORD - MONDEO IV Turnier (BA7) 03/07→01/15								
 Seilzug, Feststellbremse								
1.6 EcoBoost	118	02/11→01/15			→ 09/14; - eFSB; Scheibenbremse; <input type="checkbox"/>		24.3727-0676.2 580676	L= 2.078
1.6 TDCi	85	02/11→01/15			→ 09/14; - eFSB; <input type="checkbox"/>		24.3727-0677.2 580677	L= 2.071
1.6 Ti	88	07/10→01/15						
2.0 EcoBoost	176	07/10→01/15						
2.0 Flexifuel	107	03/09→01/15						
2.0 LPG	107	07/09→01/15						
2.0 SCTi	149	03/10→01/15						
2.0 TDCi	85 - 120	03/07→01/15						
2.3	118	07/07→01/15						
1.6 Ti	81 - 92	03/07→12/12			04/07→; - eFSB; Scheibenbremse; <input type="checkbox"/>		24.3727-0676.2 580676	L= 2.078
1.8 TDCi	74	03/07→12/12			04/07→; - eFSB; <input type="checkbox"/>		24.3727-0677.2 580677	L= 2.071
2.0 TDCi	96	03/07→12/12						
2.5	162	03/07→12/12						
1.8 TDCi	92	06/07→12/12			- eFSB; Scheibenbremse; <input type="checkbox"/>		24.3727-0676.2 580676	L= 2.078
					- eFSB; <input type="checkbox"/>		24.3727-0677.2 580677	L= 2.071
2.0	107	03/07→01/15			04/07→ 09/14; - eFSB; Scheibenbremse; <input type="checkbox"/>		24.3727-0676.2 580676	L= 2.078
2.0 TDCi	103	03/07→01/15			04/07→ 09/14; - eFSB; <input type="checkbox"/>		24.3727-0677.2 580677	L= 2.071
2.2 TDCi	129	03/08→10/10			04/08→; - eFSB; Scheibenbremse; <input type="checkbox"/>		24.3727-0676.2 580676	L= 2.078
					04/08→; - eFSB; <input type="checkbox"/>		24.3727-0677.2 580677	L= 2.071
2.2 TDCi	147	07/10→01/15			11/10→ 09/14; - eFSB; Scheibenbremse; <input type="checkbox"/>		24.3727-0676.2 580676	L= 2.078
					11/10→ 09/14; - eFSB; <input type="checkbox"/>		24.3727-0677.2 580677	L= 2.071
FORD - MONDEO IV Van 03/07→01/15								
 Seilzug, Feststellbremse								
1.6 EcoBoost	118	11/10→09/14			- eFSB; Scheibenbremse; <input type="checkbox"/>		24.3727-0676.2 580676	L= 2.078
1.6 TDCi	85	03/13→09/14			- eFSB; <input type="checkbox"/>		24.3727-0677.2 580677	L= 2.071
2.0 EcoBoost	149 - 176	03/10→09/14						
2.0 TDCi	85 - 120	11/07→09/14						
2.2 TDCi	147	03/13→09/14						
2.0	107	03/07→09/14			04/07→; - eFSB; Scheibenbremse; <input type="checkbox"/>		24.3727-0676.2 580676	L= 2.078
2.0 TDCi	103	03/07→09/14			04/07→; - eFSB; <input type="checkbox"/>		24.3727-0677.2 580677	L= 2.071
FORD - PUMA (EC_) 03/97→06/02								
 Radbremszylinder								
1.4 16V	66	11/97→10/00	➡	02/98→ 01/00		2	24.3217-1715.3 020463	TRW GG
			➡	02/00→		2	24.3219-1735.3 020464	ALU
1.6 16V	76	08/00→06/02	➡	→ 12/01		2	24.3219-1735.3 020464	ALU
1.7 16V	92	03/97→06/02	➡	06/97→ 01/00		2	24.3217-1715.3 020463	TRW GG
			➡	02/00→ 12/01		2	24.3219-1735.3 020464	ALU
Racing ST 160	114	06/99→06/02	➡	→ 01/00		2	24.3217-1715.3 020463	TRW GG
			➡	02/00→ 12/01		2	24.3219-1735.3 020464	ALU
Zubehörsatz, Bremsbacken								
1.4 16V	66	11/97→10/00	➡	02/98→ 01/00			03.0137-9217.2 669217	TRW
			➡	02/00→			03.0137-9259.2 669259	
1.6 16V	76	08/00→06/02	➡	→ 12/01			03.0137-9259.2 669259	
➔								

























	kw					! #		
FORD - PUMA (EC_) 03/97→06/02								
Zubehörsatz, Bremsbacken								
1.7 16V	92	03/97→06/02	➡	06/97→ 01/00		03.0137-9217.2	669217	TRW
			➡	02/00→ 12/01		03.0137-9259.2	669259	
Racing ST 160	114	06/99→06/02	➡	→ 01/00		03.0137-9217.2	669217	TRW
			➡	02/00→ 12/01		03.0137-9259.2	669259	
 Bremstrommel								
1.4 16V	66	11/97→10/00	➡	02/98→ 01/00		24.0218-0024.2	480079	Ø 216 x 44 / 181,3 - RLG / - ABS Ring / mit Radbefestigungsbolzen
						24.0218-0724.2	480206	Ø 216 x 44 / 181,3 + RLG / - ABS Ring / mit Radbefestigungsbolzen
			➡	02/00→		24.0220-3009.2	480080	Ø 239 x 48,5 / 204,3 - RLG / - ABS Ring / mit Radbefestigungsbolzen
						24.0220-3709.2	480220	Ø 239 x 48,5 / 204,3 + RLG / - ABS Ring / mit Radbefestigungsbolzen
1.6 16V	76	08/00→06/02	➡	→ 12/01		24.0220-3009.2	480080	Ø 239 x 48,5 / 204,3 - RLG / - ABS Ring / mit Radbefestigungsbolzen
						24.0220-3709.2	480220	Ø 239 x 48,5 / 204,3 + RLG / - ABS Ring / mit Radbefestigungsbolzen
1.7 16V	92	03/97→06/02	➡	06/97→ 01/00		24.0218-0024.2	480079	Ø 216 x 44 / 181,3 - RLG / - ABS Ring / mit Radbefestigungsbolzen
						24.0218-0724.2	480206	Ø 216 x 44 / 181,3 + RLG / - ABS Ring / mit Radbefestigungsbolzen
			➡	02/00→ 12/01		24.0220-3009.2	480080	Ø 239 x 48,5 / 204,3 - RLG / - ABS Ring / mit Radbefestigungsbolzen
						24.0220-3709.2	480220	Ø 239 x 48,5 / 204,3 + RLG / - ABS Ring / mit Radbefestigungsbolzen
Racing ST 160	114	06/99→06/02	➡	→ 01/00		24.0218-0024.2	480079	Ø 216 x 44 / 181,3 - RLG / - ABS Ring / mit Radbefestigungsbolzen
						24.0218-0724.2	480206	Ø 216 x 44 / 181,3 + RLG / - ABS Ring / mit Radbefestigungsbolzen
			➡	02/00→ 12/01		24.0220-3009.2	480080	Ø 239 x 48,5 / 204,3 - RLG / - ABS Ring / mit Radbefestigungsbolzen
						24.0220-3709.2	480220	Ø 239 x 48,5 / 204,3 + RLG / - ABS Ring / mit Radbefestigungsbolzen
 Bremsbackensatz								
1.4 16V	66	11/97→10/00	➡	02/98→ 01/00		03.0137-0337.2	650337	TRW Ø 180 x 32 + HEB
						03.0520-3617.3	693617	TRW Ø 180 x 32 + RZ / + Zub TopKit
			➡	02/00→		03.0137-0394.2	650394	Ø 203 x 38 + HEB
						03.0520-6319.3	696319	AP Ø 203 x 38 + RZ / + Zub TopKit
1.6 16V	76	08/00→06/02	➡	→ 12/01		03.0137-0394.2	650394	Ø 203 x 38 + HEB
						03.0520-6319.3	696319	AP Ø 203 x 38 + RZ / + Zub TopKit
1.7 16V	92	03/97→06/02	➡	06/97→ 01/00		03.0137-0337.2	650337	TRW Ø 180 x 32 + HEB
						03.0520-3617.3	693617	TRW Ø 180 x 32 + RZ / + Zub TopKit
			➡	02/00→ 12/01		03.0137-0394.2	650394	Ø 203 x 38 + HEB
						03.0520-6319.3	696319	AP Ø 203 x 38 + RZ / + Zub TopKit
Racing ST 160	114	06/99→06/02	➡	→ 01/00		03.0137-0337.2	650337	TRW Ø 180 x 32 + HEB
						03.0520-3617.3	693617	TRW Ø 180 x 32 + RZ / + Zub TopKit
			➡	02/00→ 12/01		03.0137-0394.2	650394	Ø 203 x 38 + HEB
						03.0520-6319.3	696319	AP Ø 203 x 38 + RZ / + Zub TopKit
 Seilzug, Feststellbremse								
1.4 16V	66	11/97→10/00		12/98→; ↓	1	24.3727-0660.2	580660	L= 1.575 L2= 1.627
				02/98→ 11/98; Trommelbremse; ↓	1	24.3727-0660.2	580660	L= 1.575 L2= 1.627
→								


















	kw			 	! #		
FORD - PUMA (EC_) 03/97→06/02							
 Seilzug, Feststellbremse							
1.4 16V	66	11/97→10/00		12/98→; Trommelbremse; 	1	24.3727-1800.2 581800	L= 312
				02/98→ 11/98; Trommelbremse; 	1	24.3727-1800.2 581800	L= 312
1.6 16V	76	08/00→06/02		→ 12/01; 	1	24.3727-0660.2 580660	L= 1.575 L2= 1.627
				→ 12/01; Trommelbremse; 	1	24.3727-1800.2 581800	L= 312
1.7 16V	92	03/97→06/02		12/98→ 12/01; 	1	24.3727-0660.2 580660	L= 1.575 L2= 1.627
				06/97→ 11/98; Trommelbremse; 	1	24.3727-0660.2 580660	L= 1.575 L2= 1.627
				12/98→ 12/01; Trommelbremse; 	1	24.3727-1800.2 581800	L= 312
				06/97→ 11/98; Trommelbremse; 	1	24.3727-1800.2 581800	L= 312
FORD - PUMA (J2K, CF7) 09/19→							
Zubehörsatz, Bremsbacken							
1.0 EcoBoost	70 - 92	09/19→	➔			03.0137-9313.2 669313	
1.0 EcoBoost mHEV	92 - 114	09/19→					
1.0 Flexifuel	92	12/21→					
1.5 EcoBlue	88	04/20→					
 Bremsbackensatz							
1.0 EcoBoost	70 - 92	09/19→	➔	→ 01/22		03.0137-0512.2 650512	Ø 228 x 42 + HEB
1.0 EcoBoost mHEV	92 - 114	09/19→					
1.0 Flexifuel	92	12/21→					
1.5 EcoBlue	88	04/20→					
FORD - RANGER (ER, EQ, R_) 04/97→12/11							
 Radbremsszylinder							
1.8	85	06/99→02/02	➔		2	24.3223-1711.3 020570	GG
2.2	78	03/02→09/05					
2.5 D	57	10/99→04/02					
2.5 D 4x4	57	10/99→04/02					
2.5 TD	62	04/02→06/06					
2.5 TD 4x4	62 - 80	10/99→06/06					
2.5 TDdi	86	04/02→09/05					
2.5 TDdi 4x4	86	04/02→09/05					
2.6	80	10/02→09/04					
2.9 D	70	06/99→02/02					
3.0	109	06/99→06/06					
4.0 4x4	152	10/05→06/06					
FORD - RANGER (ET) 01/05→07/12							
 Radbremsszylinder							
2.2	68	06/07→01/09	➔		2	24.3223-1711.3 020570	GG
2.5 TDCi 4x4	105	05/06→07/12					
2.5 TDdi	105	05/06→07/12					
2.5 TDi 4x4	80	06/07→07/12					
3.0 TDCi 4x4	115	05/06→07/12					
3.0 TDCi	115	05/06→07/12	➔	04/10→ 10/11	2	24.3223-1711.3 020570	GG
FORD - RANGER (TKE) 04/11→							
 Radbremsszylinder							
2.0 EcoBlue	125	06/21→	➔		2	24.3220-1749.3 020589	GG
2.0 EcoBlue 4x4	96 - 157	09/18→					
2.0 EcoBlue Rear-Wheel Drive	132	09/18→					
2.2 TDCi	88 - 92	04/11→	➔	11/11→; + ABS	2	24.3220-1749.3 020589	GG
2.2 TDCi 4x4	92 - 110	04/11→	➔	11/11→; - ABS	2	24.3223-1711.3 020570	GG
3.2 TDCi 4x4	147	04/11→					
2.2 TDCi	96 - 118	11/11→	➔	+ ABS	2	24.3220-1749.3 020589	GG
2.2 TDCi 4x4	96 - 118	05/15→	➔	- ABS	2	24.3223-1711.3 020570	GG
2.5 i	122	11/11→					
2.5 i 4x4	122	11/11→					
 Bremsbackensatz							
2.0 EcoBlue	125	06/21→	➔			03.0137-0519.2 650519	Ø 294 x 56 - HEB
2.0 EcoBlue 4x4	96 - 157	09/18→					
➔							



















	kW					! #		
FORD - RANGER (TKE) 04/11→								
 Bremsbackensatz								
2.0 EcoBlue Rear-Wheel Drive	132	09/18→	➔				03.0137-0519.2 650519	Ø 294 x 56 - HEB
2.2 TDCi	88 - 92	04/11→	➔		11/11→; für Fahrzeuge mit erhöhter Bodenfreiheit		03.0137-0519.2 650519	Ø 294 x 56 - HEB
2.2 TDCi 4x4	92 - 110	04/11→						
3.2 TDCi 4x4	147	04/11→						
2.2 TDCi	96 - 118	11/11→	➔		für Fahrzeuge mit erhöhter Bodenfreiheit		03.0137-0519.2 650519	Ø 294 x 56 - HEB
2.2 TDCi 4x4	96 - 118	05/15→						
2.5 i	122	11/11→						
2.5 i 4x4	122	11/11→						
FORD - SCORPIO II (GFR, GGR) 10/94→08/98								
 Seilzug, Feststellbremse								
2.0 i	85	10/94→08/98			→ 12/95; Scheibenbremse; ⬇	1	24.3727-0642.2 580642	L= 3.760
2.0 i 16V	100	10/94→08/98						
2.5 TD	85	10/94→08/98						
2.9 i	110	02/95→08/98						
2.9 i 24V	152	10/94→08/98						
FORD - SCORPIO II Turnier (GNR, GGR) 10/94→08/98								
 Seilzug, Feststellbremse								
2.0 i	85	10/94→08/98			→ 12/95; Scheibenbremse; ⬇	1	24.3727-0642.2 580642	L= 3.760
2.0 i 16V	100	10/94→08/98						
2.5 TD	85	10/94→08/98						
2.9 i	110	02/95→08/98						
2.9 i 24V	152	10/94→08/98						
FORD - S-MAX (WA6) 05/06→12/14								
 Seilzug, Feststellbremse								
1.6 EcoBoost	118	02/11→12/14			- eFSB; Scheibenbremse; ⬇		24.3727-0676.2 580676	L= 2.078
1.6 TDCi	85	02/11→12/14			- eFSB; ⬇		24.3727-0677.2 580677	L= 2.071
2.0 EcoBoost	146 - 176	03/10→12/14						
2.0 TDCi	85 - 120	11/07→12/14						
2.2 TDCi	147	07/10→12/14						
2.3	118	07/07→12/14						
1.8 TDCi	74 - 92	05/06→12/14			02/07→; - eFSB; Scheibenbremse; ⬇		24.3727-0676.2 580676	L= 2.078
2.0	107	05/06→12/14			02/07→; - eFSB; ⬇		24.3727-0677.2 580677	L= 2.071
2.0 Flexifuel	107	05/06→12/14						
2.0 TDCi	96 - 103	05/06→12/14						
2.5 ST	162	05/06→12/14						
2.2 TDCi	129	03/08→12/12			04/08→; - eFSB; Scheibenbremse; ⬇		24.3727-0676.2 580676	L= 2.078
					04/08→; - eFSB; ⬇		24.3727-0677.2 580677	L= 2.071
FORD - S-MAX VAN (WA6) 05/06→12/14								
 Seilzug, Feststellbremse								
1.6	118	02/11→12/14			- eFSB; Scheibenbremse; ⬇		24.3727-0676.2 580676	L= 2.078
2.0	107	03/10→12/14			- eFSB; ⬇		24.3727-0677.2 580677	L= 2.071
2.0 EcoBoost	149 - 176	03/10→12/14						
2.0 TDCi	85 - 120	01/07→12/14						
FORD - STREET KA (RL2) 03/03→07/05								
 Radbremszylinder								
1.6	70	05/03→07/05	➔			2	24.3219-1735.3 020464	ALU
Zubehörsatz, Bremsbacken								
1.6	70	05/03→07/05	➔				03.0137-9259.2 669259	
 Bremstrommel								
1.6	70	05/03→07/05	➔				24.0220-3009.2 480080	Ø 239 x 48,5 / 204,3 - RLG / - ABS Ring / mit Radbefestigungsbolzen
							24.0220-3709.2 480220	Ø 239 x 48,5 / 204,3 + RLG / - ABS Ring / mit Radbefestigungsbolzen
→								














	kw			 	! #		
FORD - STREET KA (RL2) 03/03→07/05							
 Bremsbackensatz							
1.6	70	05/03→07/05	➔			03.0137-0394.2 650394 03.0520-6319.3 696319	Ø 203 x 38 + HEB AP Ø 203 x 38 + RZ / + Zub TopKit
 Seilzug, Feststellbremse							
1.6	70	05/03→07/05		↓	1	24.3727-0660.2 580660	L= 1.575 L2= 1.627
				Trommelbremse; ↑	1	24.3727-1800.2 581800	L= 312
FORD - TOURNEO CONNECT 06/02→12/13							
 Radbremszylinder							
1.8 16V 1.8 TDCi	85 66 - 81	06/02→12/13 06/02→12/13	➔	→ 08/13	2	24.3220-1740.3 020553	ALU
1.8 TDCi /TDDi /DI	55	06/02→12/13					
Zubehörsatz, Bremsbacken							
1.8 16V 1.8 TDCi	85 66 - 81	06/02→12/13 06/02→12/13	➔	→ 08/13		03.0137-9279.2 669279	
1.8 TDCi /TDDi /DI	55	06/02→12/13					
 Bremstrommel							
1.8 16V 1.8 TDCi	85 66 - 81	06/02→12/13 06/02→12/13	➔	→ 08/13		24.0222-8033.1 480181	Ø 279 x 68 / 229,6
1.8 TDCi /TDDi /DI	55	06/02→12/13					
 Bremsbackensatz							
1.8 16V 1.8 TDCi	85 66 - 81	06/02→12/13 06/02→12/13	➔	→ 08/13		03.0137-0438.2 650438 03.0520-8020.3 698020	Ø 228 x 57 + HEB AP Ø 228 x 57 + RZ / + Zub TopKit
1.8 TDCi /TDDi /DI	55	06/02→12/13					
FORD - TOURNEO COURIER B460 Großraumlimousine 02/14→							
 Radbremszylinder							
1.0 EcoBoost 1.5 EcoBlue 1.5 TDCi	74 74 55 - 70	02/14→ 04/18→ 02/14→	➔		2	24.3222-1748.3 020600	ALU
1.6 TDCi	70	02/14→					
Zubehörsatz, Bremsbacken							
1.0 EcoBoost 1.5 EcoBlue 1.5 TDCi	74 74 55 - 70	02/14→ 04/18→ 02/14→	➔			03.0137-9313.2 669313	
1.6 TDCi	70	02/14→					
 Bremsbackensatz							
1.0 EcoBoost 1.5 EcoBlue 1.5 TDCi	74 74 55 - 70	02/14→ 04/18→ 02/14→	➔			03.0137-0512.2 650512	Ø 228 x 42 + HEB
1.6 TDCi	70	02/14→					
 Seilzug, Feststellbremse							
1.0 EcoBoost 1.5 TDCi	74 55 - 70	02/14→ 02/14→		Trommelbremse; ↑	1	24.3727-0679.2 580679	L= 408
1.6 TDCi	70	02/14→					
1.5 EcoBlue	74	04/18→		Trommelbremse; ↑		24.3727-0679.2 580679	L= 408
FORD - TOURNEO CUSTOM V362 Bus (F3) 04/12→							
 Seilzug, Feststellbremse							
2.0 EcoBlue	77 - 125	12/15→		→ 04/16; für verkürzten Radstand; <input type="checkbox"/>		24.3727-0682.2 580682	L= 1.376
				→ 04/16; für verlängerten Radstand; <input type="checkbox"/>		24.3727-0683.2 580683	L= 1.545
				→ 04/16; für verlängerten Radstand; <input type="checkbox"/>		24.3727-0684.2 580684	L= 1.336
2.2 TDCi	74 - 114	04/12→12/15		05/12→; für verkürzten Radstand; <input type="checkbox"/>		24.3727-0682.2 580682	L= 1.376
				05/12→; für verlängerten Radstand; <input type="checkbox"/>		24.3727-0683.2 580683	L= 1.545
				05/12→; für verlängerten Radstand; <input type="checkbox"/>		24.3727-0684.2 580684	L= 1.336

















	kw					! #		
FORD - TRANSIT Bus (E_) 06/94→07/00								
 Radbremszylinder								
2.0	84	08/94→03/00	➡			24.3222-1124.3	020344	GG
			➡	Baumuster: 80/100S/100L/115/120		24.3222-1124.3	020344	GG
			➡	Baumuster: 190/190A/190EF		24.3225-1103.3	020346	GG
2.0 CNG	84	06/94→03/00	➡	Baumuster: 80/100S/100L/115/120		24.3222-1124.3	020344	GG
			➡	07/94→		24.3222-1124.3	020344	GG
			➡	Baumuster: 190/190A/190EF		24.3225-1103.3	020346	GG
2.5 DI	51 - 85	07/94→03/00	➡			24.3220-1121.3	020343	GG
2.5 TD	63 - 74	07/94→03/00	➡	Baumuster: 80/100S/100L/115 / 120/130/150S/150		24.3220-1121.3	020343	GG
			➡	Baumuster: 190/190A/190EF		24.3225-1103.3	020346	GG
2.5 TD	55	08/94→06/00	➡	→ 03/00; Baumuster: 80/100S/100L/115 / 120/130/150S/150		24.3220-1121.3	020343	GG
			➡	→ 03/00		24.3220-1121.3	020343	GG
			➡	→ 03/00; Baumuster: 190/190A/190EF		24.3225-1103.3	020346	GG
Zubehörsatz, Bremsbacken								
2.0	84	08/94→03/00	➡	für Einfachbereifung		03.0137-9193.2	669193	
2.5 DI	56 - 85	07/94→03/00	➡	Baumuster: 80/100S/100L/115/120; für Einfachbereifung		03.0137-9193.2	669193	
2.5 TD	63 - 74	07/94→03/00	➡	für Doppelbereifung		03.0137-9194.2	669194	
			➡	Baumuster: 130/150S/150L / 190/190A/190EF; für Doppelbereifung		03.0137-9194.2	669194	
2.0 CNG	84	06/94→03/00	➡	07/94→; für Einfachbereifung		03.0137-9193.2	669193	
			➡	Baumuster: 80/100S/100L/115/120; für Einfachbereifung		03.0137-9193.2	669193	
			➡	07/94→; für Doppelbereifung		03.0137-9194.2	669194	
			➡	Baumuster: 130/150S/150L / 190/190A/190EF; für Doppelbereifung		03.0137-9194.2	669194	
2.5 DI	51	08/94→03/00	➡	für Einfachbereifung		03.0137-9193.2	669193	
			➡	für Doppelbereifung		03.0137-9194.2	669194	
			➡	Baumuster: 130/150S/150L / 190/190A/190EF; für Doppelbereifung		03.0137-9194.2	669194	
2.5 TD	55	08/94→06/00	➡	→ 03/00; für Einfachbereifung		03.0137-9193.2	669193	
			➡	→ 03/00; Baumuster: 80/100S/100L/115/120; für Einfachbereifung		03.0137-9193.2	669193	
			➡	→ 03/00; für Doppelbereifung		03.0137-9194.2	669194	
			➡	→ 03/00; Baumuster: 130/150S/150L / 190/190A/190EF; für Doppelbereifung		03.0137-9194.2	669194	
 Bremstrommel								
2.0	84	08/94→03/00	➡	für Doppelbereifung		24.0228-0001.1	480068	Ø 315 x 75,5 / 282
2.5 DI	51 - 85	07/94→03/00	➡	Baumuster: 130/150S/150L / 190/190A/190EF; für Doppelbereifung		24.0228-0001.1	480068	Ø 315 x 75,5 / 282
2.5 TD	63 - 74	07/94→03/00	➡					
2.0 CNG	84	06/94→03/00	➡	07/94→; für Doppelbereifung		24.0228-0001.1	480068	Ø 315 x 75,5 / 282
			➡	Baumuster: 130/150S/150L / 190/190A/190EF; für Doppelbereifung		24.0228-0001.1	480068	Ø 315 x 75,5 / 282
2.5 TD	55	08/94→06/00	➡	→ 03/00; für Doppelbereifung		24.0228-0001.1	480068	Ø 315 x 75,5 / 282
			➡	→ 03/00; Baumuster: 130/150S/150L / 190/190A/190EF; für Doppelbereifung		24.0228-0001.1	480068	Ø 315 x 75,5 / 282
 Bremsbackensatz								
2.0	84	08/94→03/00	➡	für Einfachbereifung		03.0137-0331.2	650331	Ø 254 x 52
2.5 DI	51 - 85	07/94→03/00	➡	Baumuster: 80/100S/100L/115/120; für Einfachbereifung		03.0137-0331.2	650331	Ø 254 x 52
2.5 TD	63 - 74	07/94→03/00	➡	für Doppelbereifung		03.0137-0332.2	650332	Ø 280 x 65
			➡	Baumuster: 130/150S/150L / 190/190A/190EF; für Doppelbereifung		03.0137-0332.2	650332	Ø 280 x 65
2.0 CNG	84	06/94→03/00	➡	07/94→; für Einfachbereifung		03.0137-0331.2	650331	Ø 254 x 52
			➡	Baumuster: 80/100S/100L/115/120; für Einfachbereifung		03.0137-0331.2	650331	Ø 254 x 52
			➡	07/94→; für Doppelbereifung		03.0137-0332.2	650332	Ø 280 x 65
			➡	Baumuster: 130/150S/150L / 190/190A/190EF; für Doppelbereifung		03.0137-0332.2	650332	Ø 280 x 65
→								














	kw					! #		
FORD - TRANSIT Bus (E_) 06/94→07/00								
 Bremsbackensatz								
2.5 TD	55	08/94→06/00	➔	→ 03/00; für Einfachbereifung		03.0137-0331.2 650331	Ø 254 x 52	
			➔	→ 03/00; Baumuster: 80/100S/100L/115/120; für Einfachbereifung		03.0137-0331.2 650331	Ø 254 x 52	
			➔	→ 03/00; für Doppelbereifung		03.0137-0332.2 650332	Ø 280 x 65	
			➔	→ 03/00; Baumuster: 130/150S/150L / 190/190A/190EF; für Doppelbereifung		03.0137-0332.2 650332	Ø 280 x 65	
 Seilzug, Feststellbremse								
2.0 2.5 DI	84 51 -	08/94→03/00 07/94→03/00		für Fahrzeuge mit Einfachbereifung hinten; Trommelbremse; ⚠	1	24.3727-0636.2 580636	L= 2.823	
2.5 TD	85 63 - 74	07/94→03/00		für Fahrzeuge mit Doppelbereifung hinten; Trommelbremse; ⚠	1	24.3727-0637.2 580637	L= 2.730	
2.0 CNG	84	06/94→03/00		für Fahrzeuge mit Einfachbereifung hinten; Trommelbremse; ⚠	1	24.3727-0636.2 580636	L= 2.823	
				07/94→; für Fahrzeuge mit Einfachbereifung hinten; Trommelbremse; ⚠	1	24.3727-0636.2 580636	L= 2.823	
				für Fahrzeuge mit Doppelbereifung hinten; Trommelbremse; ⚠	1	24.3727-0637.2 580637	L= 2.730	
				07/94→; für Fahrzeuge mit Doppelbereifung hinten; Trommelbremse; ⚠	1	24.3727-0637.2 580637	L= 2.730	
2.5 TD	55	08/94→06/00		→ 03/00; für Fahrzeuge mit Einfachbereifung hinten; Trommelbremse; ⚠	1	24.3727-0636.2 580636	L= 2.823	
				→ 03/00; für Fahrzeuge mit Doppelbereifung hinten; Trommelbremse; ⚠	1	24.3727-0637.2 580637	L= 2.730	
FORD - TRANSIT Bus (FD_, FB_, FS_, FZ_, FC_) 01/00→05/06								
 Radbremszylinder								
2.0 DI	55 - 74	08/00→05/06	➔			24.3225-1103.3 020346	GG	
2.0 TDCi	92	08/02→05/06						
2.3 16V RWD	107	08/00→05/06						
2.4 DI	66	01/00→05/06						
2.4 DI RWD	55 - 88	01/00→05/06						
2.4 TDCi	101	03/04→05/06						
2.4 TDE	85 - 92	07/01→05/06						
Zubehörsatz, Bremsbacken								
2.0 DI	55 - 74	08/00→05/06	➔			03.0137-9268.2 669268		
2.0 TDCi	92	08/02→05/06						
2.3 16V RWD	107	08/00→05/06						
2.4 DI	66	01/00→05/06						
2.4 DI RWD	55 - 88	01/00→05/06						
2.4 TDCi	101	03/04→05/06						
2.4 TDE	85 - 92	07/01→05/06						
 Bremstrommel								
2.0 DI	55 - 74	08/00→05/06	➔	Baumuster: 260/280/300		24.0225-4016.1 480171	Ø 292 x 60 / 256	
2.0 TDCi	92	08/02→05/06	➔	Baumuster: 330/350		24.0228-0004.1 480173	Ø 314 x 80,5 / 282	
2.3 16V RWD	107	08/00→05/06	➔	für Einfachbereifung		24.0228-0004.1 480173	Ø 314 x 80,5 / 282	
2.4 DI	66	01/00→05/06						
2.4 DI RWD	55 - 88	01/00→05/06						
2.4 TDCi	101	03/04→05/06						
2.4 TDE	85 - 92	07/01→05/06						
 Bremsbackensatz								
2.0 DI	55 - 74	08/00→05/06	➔			03.0137-0411.2 650411	Ø 280 x 65 + HEB	
2.0 TDCi	92	08/02→05/06				03.0137-0427.2 650427	Ø 254 x 52 + HEB	
						03.0520-1125.3 691125	Ø 254 x 52 + RZ / + Zub TopKit	
2.3 16V RWD	107	08/00→05/06	➔			03.0137-0411.2 650411	Ø 280 x 65 + HEB	
2.4 DI	66	01/00→05/06				03.0520-1225.3 691225	Ø 280 x 65 + RZ / + Zub TopKit	
2.4 DI RWD	55 - 88	01/00→05/06						
2.4 TDCi	101	03/04→05/06						
2.4 TDE	85 - 92	07/01→05/06						



















	kW					! #		
FORD - TRANSIT Bus (FD_, FB_, FS_, FZ_, FC_) 04/06→12/14								
 Radbremszylinder								
2.2 TDCi	63	04/06→08/14	➔	05/06→		24.3225-1103.3	020346	GG
2.2 TDCi	74 - 103	04/06→08/14	➔			24.3225-1103.3	020346	GG
Zubehörsatz, Bremsbacken								
2.2 TDCi	63	04/06→08/14	➔	05/06→		03.0137-9268.2	669268	
2.2 TDCi	74 - 103	04/06→08/14	➔			03.0137-9268.2	669268	
 Bremstrommel								
2.2 TDCi	63	04/06→08/14	➔	05/06→		24.0225-4016.1	480171	Ø 292 x 60 / 256
2.2 TDCi	74 - 103	04/06→08/14	➔			24.0225-4016.1	480171	Ø 292 x 60 / 256
 Bremsbackensatz								
2.2 TDCi	63	04/06→08/14	➔	05/06→		03.0137-0427.2	650427	Ø 254 x 52 + HEB
2.2 TDCi	74 - 103	04/06→08/14	➔			03.0520-1125.3	691125	Ø 254 x 52 + RZ / + Zub TopKit
2.2 TDCi	74 - 103	04/06→08/14	➔			03.0137-0427.2	650427	Ø 254 x 52 + HEB
2.2 TDCi	74 - 103	04/06→08/14	➔			03.0520-1125.3	691125	Ø 254 x 52 + RZ / + Zub TopKit
FORD - TRANSIT CONNECT (P65_, P70_, P80_) 06/02→								
 Radbremszylinder								
1.8 16V	85	06/02→12/13	➔			24.3220-1740.3	020553	ALU
1.8 16V LPG	85	06/02→12/13						
1.8 Di	55	06/02→12/13						
1.8 TDCi	66 - 81	06/02→12/13						
Zubehörsatz, Bremsbacken								
1.8 16V	85	06/02→12/13	➔			03.0137-9279.2	669279	
1.8 16V LPG	85	06/02→12/13						
1.8 Di	55	06/02→12/13						
1.8 TDCi	66 - 81	06/02→12/13						
 Bremstrommel								
1.8 16V	85	06/02→12/13	➔			24.0222-8033.1	480181	Ø 279 x 68 / 229,6
1.8 16V LPG	85	06/02→12/13						
1.8 Di	55	06/02→12/13						
1.8 TDCi	66 - 81	06/02→12/13						
 Bremsbackensatz								
1.8 16V	85	06/02→12/13	➔			03.0137-0438.2	650438	Ø 228 x 57 + HEB
1.8 16V LPG	85	06/02→12/13				03.0520-8020.3	698020	AP Ø 228 x 57 + RZ / + Zub TopKit
1.8 Di	55	06/02→12/13						
1.8 TDCi	66 - 81	06/02→12/13						
FORD - TRANSIT COURIER B460 Großraumlimousine 02/14→								
 Radbremszylinder								
1.0 EcoBoost	74	02/14→	➔		2	24.3222-1748.3	020600	ALU
1.5 EcoBlue	74	04/18→						
1.5 TDCi	55 - 70	02/14→						
1.6 TDCi	70	02/14→						
Zubehörsatz, Bremsbacken								
1.0 EcoBoost	74	02/14→	➔			03.0137-9313.2	669313	
1.5 EcoBlue	74	04/18→						
1.5 TDCi	55 - 70	02/14→						
1.6 TDCi	70	02/14→						
 Bremsbackensatz								
1.0 EcoBoost	74	02/14→	➔			03.0137-0512.2	650512	Ø 228 x 42 + HEB
1.5 EcoBlue	74	04/18→						
1.5 TDCi	55 - 70	02/14→						
1.6 TDCi	70	02/14→						
 Seilzug, Feststellbremse								
1.0 EcoBoost	74	02/14→		Trommelbremse; 	1	24.3727-0679.2	580679	L= 408















	kw					! #		
FORD - TRANSIT COURIER B460 Großraumlimousine 02/14→								
 Seilzug, Feststellbremse								
1.5 TDCi	55 - 70	02/14→			Trommelbremse; 	1	24.3727-0679.2 580679	L= 408
1.6 TDCi	70	02/14→						
1.5 EcoBlue	74	04/18→			Trommelbremse; 		24.3727-0679.2 580679	L= 408
FORD - TRANSIT COURIER B460 Kasten/Großraumlimousine 02/14→								
 Radbremszylinder								
1.0 EcoBoost	74	02/14→	➔				24.3222-1748.3 020600	ALU
1.5 TDCi	55 - 70	02/14→						
1.6 TDCi	70	02/14→						
1.5 EcoBlue	74	04/18→	➔			2	24.3222-1748.3 020600	ALU
Zubehörsatz, Bremsbacken								
1.0 EcoBoost	74	02/14→	➔				03.0137-9313.2 669313	
1.5 EcoBlue	74	04/18→						
1.5 TDCi	55 - 70	02/14→						
1.6 TDCi	70	02/14→						
 Bremsbackensatz								
1.0 EcoBoost	74	02/14→	➔				03.0137-0512.2 650512	Ø 228 x 42 + HEB
1.5 EcoBlue	74	04/18→						
1.5 TDCi	55 - 70	02/14→						
1.6 TDCi	70	02/14→						
 Seilzug, Feststellbremse								
1.0 EcoBoost	74	02/14→			Trommelbremse; 	1	24.3727-0679.2 580679	L= 408
1.5 TDCi	55 - 70	02/14→						
1.6 TDCi	70	02/14→						
1.5 EcoBlue	74	04/18→			Trommelbremse; 		24.3727-0679.2 580679	L= 408
FORD - TRANSIT CUSTOM V362 Bus (F3) 04/12→								
 Seilzug, Feststellbremse								
2.0 EcoBlue	77 - 125	12/15→		→ 04/16; für verkürzten Radstand; <input type="checkbox"/>			24.3727-0682.2 580682	L= 1.376
				→ 04/16; für verlängerten Radstand; <input type="checkbox"/>			24.3727-0683.2 580683	L= 1.545
				→ 04/16; für verlängerten Radstand; <input type="checkbox"/>			24.3727-0684.2 580684	L= 1.336
2.2 TDCi	74 - 114	04/12→12/15		für verkürzten Radstand; <input type="checkbox"/>			24.3727-0682.2 580682	L= 1.376
				für verlängerten Radstand; <input type="checkbox"/>			24.3727-0683.2 580683	L= 1.545
				für verlängerten Radstand; <input type="checkbox"/>			24.3727-0684.2 580684	L= 1.336
FORD - TRANSIT CUSTOM V362 Kasten (FY, FZ) 09/12→								
 Seilzug, Feststellbremse								
2.0 EcoBlue	77 - 125	12/15→		→ 04/16; für verkürzten Radstand; <input type="checkbox"/>			24.3727-0681.2 580681	L= 1.377
				→ 04/16; für verlängerten Radstand; <input type="checkbox"/>			24.3727-0683.2 580683	L= 1.545
				→ 04/16; für verlängerten Radstand; <input type="checkbox"/>			24.3727-0684.2 580684	L= 1.336
2.2 TDCi	74 - 114	09/12→04/16		für verkürzten Radstand; <input type="checkbox"/>			24.3727-0681.2 580681	L= 1.377
				für verlängerten Radstand; <input type="checkbox"/>			24.3727-0683.2 580683	L= 1.545
				für verlängerten Radstand; <input type="checkbox"/>			24.3727-0684.2 580684	L= 1.336
FORD - TRANSIT Kasten (E_) 06/94→12/00								
 Radbremszylinder								
2.0	84	06/94→03/00	➔	Baumuster: 80/100S/100L/115/120			24.3222-1124.3 020344	GG
			➔	Baumuster: 190/190A/190EF			24.3225-1103.3 020346	GG
2.5 DI	51 - 85	06/94→03/00	➔	Baumuster: 80/100S/100L/115 / 120/130/150S/150			24.3220-1121.3 020343	GG
2.5 TD	55 - 63	06/94→03/00	➔	Baumuster: 190/190A/190EF			24.3225-1103.3 020346	GG
2.5 TDI	74	06/94→03/00						
Zubehörsatz, Bremsbacken								
2.0	84	06/94→03/00	➔	Baumuster: 80/100S/100L/115/120; für Einfachbereifung			03.0137-9193.2 669193	
2.5 DI	51 - 85	06/94→03/00						
2.5 TD	55 - 63	06/94→03/00	➔	Baumuster: 130/150S/150L / 190/190A/190EF; für Doppelbereifung			03.0137-9194.2 669194	
2.5 TDI	74	06/94→03/00						











	kw			 	! #		
FORD - TRANSIT Kasten (E_) 06/94 → 12/00							
 Bremstrommel							
2.0 2.5 DI	84 51 -	06/94 → 03/00 06/94 → 03/00	➔	Baumuster: 130/150S/150L / 190/190A/ 190EF; für Doppelbereifung		24.0228-0001.1 480068	Ø 315 x 75,5 / 282
2.5 TD	85 55 -	06/94 → 03/00 06/94 → 03/00					
2.5 TDI	63 74	06/94 → 03/00 06/94 → 03/00					
 Bremsbackensatz							
2.0 2.5 DI	84 51 -	06/94 → 03/00 06/94 → 03/00	➔	Baumuster: 80/100S/100L/115/120; für Einfachbereifung		03.0137-0331.2 650331	Ø 254 x 52
2.5 TD	85 55 -	06/94 → 03/00 06/94 → 03/00	➔	Baumuster: 130/150S/150L / 190/190A/ 190EF; für Doppelbereifung		03.0137-0332.2 650332	Ø 280 x 65
2.5 TDI	63 74	06/94 → 03/00 06/94 → 03/00					
 Seilzug, Feststellbremse							
2.0 2.5 DI	84 51 -	06/94 → 03/00 06/94 → 03/00		für Fahrzeuge mit Einfachbereifung hinten; Trommelbremse; ↓	1	24.3727-0636.2 580636	L= 2.823
2.5 TD	85 55 -	06/94 → 03/00 06/94 → 03/00		für Fahrzeuge mit Doppelbereifung hinten; Trommelbremse; ↓	1	24.3727-0637.2 580637	L= 2.730
2.5 TDI	63 74	06/94 → 03/00 06/94 → 03/00					
FORD - TRANSIT Kasten (FA_) 01/00 → 05/06							
 Radbremszylinder							
2.0 DI	55 - 74	08/00 → 05/06	➔			24.3225-1103.3 020346	GG
2.0 TDCi	92	08/02 → 05/06					
2.3	105	03/01 → 03/06					
2.3 16V RWD	107	04/01 → 05/06					
2.3 BiFuel	105	03/01 → 03/06					
2.4 DI	66	01/00 → 05/06					
2.4 DI RWD	55 - 88	01/00 → 05/06					
2.4 TD	55	08/00 → 08/03					
2.4 TDCi	101	03/04 → 05/06					
2.4 TDE	85 - 92	07/01 → 05/06					
Zubehörsatz, Bremsbacken							
2.0 DI	55 - 74	08/00 → 05/06	➔			03.0137-9268.2 669268	
2.0 TDCi	92	08/02 → 05/06					
2.3	105	03/01 → 03/06					
2.3 16V RWD	107	04/01 → 05/06					
2.3 BiFuel	105	03/01 → 03/06					
2.4 DI	66	01/00 → 05/06					
2.4 DI RWD	55 - 88	01/00 → 05/06					
2.4 TD	55	08/00 → 08/03					
2.4 TDCi	101	03/04 → 05/06					
2.4 TDE	85 - 92	07/01 → 05/06					
 Bremstrommel							
2.0 DI	55 - 74	08/00 → 05/06	➔	Baumuster: 260/280/300		24.0225-4016.1 480171	Ø 292 x 60 / 256
2.0 TDCi	92	08/02 → 05/06	➔	Baumuster: 330/350		24.0228-0004.1 480173	Ø 314 x 80,5 / 282
2.3	105	03/01 → 03/06					
2.3 BiFuel	105	03/01 → 03/06					
2.4 TD	55	08/00 → 08/03					
2.4 TDCi	101	03/04 → 05/06					
2.4 TDE	85 - 92	07/01 → 05/06					
2.3 16V RWD	107	04/01 → 05/06	➔	für Einfachbereifung		24.0228-0004.1 480173	Ø 314 x 80,5 / 282
2.4 DI	66	01/00 → 05/06					
2.4 DI RWD	55 - 88	01/00 → 05/06					
 Bremsbackensatz							
2.0 DI	55 - 74	08/00 → 05/06	➔			03.0137-0427.2 650427	Ø 254 x 52 + HEB
2.0 TDCi	92	08/02 → 05/06				03.0520-1125.3 691125	Ø 254 x 52 + RZ / + Zub TopKit
2.4 TD	55	08/00 → 08/03					
2.3	105	03/01 → 03/06	➔			03.0137-0427.2 650427	Ø 254 x 52 + HEB
2.3 BiFuel	105	03/01 → 03/06				03.0520-1225.3 691225	Ø 280 x 65 + RZ / + Zub TopKit
2.3 16V RWD	107	04/01 → 05/06	➔			03.0137-0411.2 650411	Ø 280 x 65 + HEB
2.4 DI	66	01/00 → 05/06				03.0520-1225.3 691225	Ø 280 x 65 + RZ / + Zub TopKit




















	kw					! #		
FORD - TRANSIT Kasten (FA_) 01/00→05/06								
 Bremsbackensatz								
2.4 DI RWD	55 - 88	01/00→05/06	➔				03.0137-0411.2 650411 03.0520-1225.3 691225	Ø 280 x 65 + HEB Ø 280 x 65 + RZ / + Zub TopKit
2.4 TDCi 2.4 TDE	101 85 - 92	03/04→05/06 07/01→05/06	➔				03.0137-0411.2 650411 03.0137-0427.2 650427 03.0520-1225.3 691225	Ø 280 x 65 + HEB Ø 254 x 52 + HEB Ø 280 x 65 + RZ / + Zub TopKit
FORD - TRANSIT Kasten (FA_) 04/06→12/14								
 Radbremszylinder								
2.2 TDCi	63 - 103	04/06→08/14	➔				24.3225-1103.3 020346	GG
Zubehörsatz, Bremsbacken								
2.2 TDCi	63 - 103	04/06→08/14	➔				03.0137-9268.2 669268	
 Bremstrommel								
2.2 TDCi	63 - 103	04/06→08/14	➔				24.0225-4016.1 480171	Ø 292 x 60 / 256
 Bremsbackensatz								
2.2 TDCi	63 - 103	04/06→08/14	➔				03.0137-0427.2 650427 03.0520-1125.3 691125	Ø 254 x 52 + HEB Ø 254 x 52 + RZ / + Zub TopKit
FORD - TRANSIT Pritsche/Fahrgestell (E_) 08/94→07/00								
 Radbremszylinder								
2.0	84	08/94→03/00	➔	Baumuster: 80/100S/100L/115/120			24.3222-1124.3 020344	GG
			➔	Baumuster: 190/190A/190EF			24.3225-1103.3 020346	GG
2.5 DI	51 - 85	08/94→03/00	➔	Baumuster: 80/100S/100L/115 / 120/130/150S/150			24.3220-1121.3 020343	GG
2.5 TD	63 - 74	08/94→03/00	➔	Baumuster: 190/190A/190EF			24.3225-1103.3 020346	GG
Zubehörsatz, Bremsbacken								
2.0 2.5 DI	84 51 - 85	08/94→03/00 08/94→03/00	➔	Baumuster: 80/100S/100L/115/120; für Einfachbereifung			03.0137-9193.2 669193	
2.5 TD	63 - 74	08/94→03/00	➔	Baumuster: 130/150S/150L / 190/190A/190EF; für Doppelbereifung			03.0137-9194.2 669194	
 Bremstrommel								
2.0 2.5 DI 2.5 TD	84 51 - 85 63 - 74	08/94→03/00 08/94→03/00 08/94→03/00	➔	Baumuster: 130/150S/150L / 190/190A/190EF; für Doppelbereifung			24.0228-0001.1 480068	Ø 315 x 75,5 / 282
 Bremsbackensatz								
2.0 2.5 DI	84 51 - 85	08/94→03/00 08/94→03/00	➔	Baumuster: 80/100S/100L/115/120; für Einfachbereifung			03.0137-0331.2 650331	Ø 254 x 52
2.5 TD	63 - 74	08/94→03/00	➔	Baumuster: 130/150S/150L / 190/190A/190EF; für Doppelbereifung			03.0137-0332.2 650332	Ø 280 x 65
 Seilzug, Feststellbremse								
2.0 2.5 DI	84 51 - 85	08/94→03/00 08/94→03/00		für Fahrzeuge mit Einfachbereifung hinten; Trommelbremse; ⚠	1		24.3727-0636.2 580636	L= 2.823
2.5 TD	63 - 74	08/94→03/00		für Fahrzeuge mit Doppelbereifung hinten; Trommelbremse; ⚠	1		24.3727-0637.2 580637	L= 2.730
FORD - TRANSIT Pritsche/Fahrgestell (FM_ , FN_ , FF_) 04/06→12/14								
 Radbremszylinder								
2.2 TDCi	63 - 103	04/06→08/14	➔				24.3225-1103.3 020346	GG
Zubehörsatz, Bremsbacken								
2.2 TDCi 2.2 TDCi RWD ➔	63 - 103 74	04/06→08/14 10/11→08/14	➔				03.0137-9268.2 669268	















	kW					! #		
FORD - TRANSIT Pritsche/Fahrgestell (FM __, FN __, FF __) 04/06→12/14								
 Bremstrommel								
2.2 TDCi	63 - 103	04/06→08/14	➔				24.0225-4016.1 480171	Ø 292 x 60 / 256
 Bremsbackensatz								
2.2 TDCi	63 - 103	04/06→08/14	➔				03.0137-0427.2 650427	Ø 254 x 52 + HEB
							03.0520-1125.3 691125	Ø 254 x 52 + RZ / + Zub TopKit
FORD - TRANSIT Pritsche/Fahrgestell (FM __, FN __) 01/00→05/06								
 Radbremszylinder								
2.0 DI	55 - 74	08/00→05/06	➔				24.3225-1103.3 020346	GG
2.0 TDCi	92	08/02→05/06						
2.3 16V	107	04/01→05/06						
2.3 BiFuel	105	03/01→03/06						
2.4 DI	55 - 88	01/00→05/06						
2.4 TDCi	101	03/04→05/06						
2.4 TDE	85 - 92	07/01→05/06						
Zubehörsatz, Bremsbacken								
2.0 DI	55 - 74	08/00→05/06	➔				03.0137-9268.2 669268	
2.0 TDCi	92	08/02→05/06						
2.3 16V	107	04/01→05/06						
2.3 BiFuel	105	03/01→03/06						
2.4 DI	55 - 88	01/00→05/06						
2.4 TDCi	101	03/04→05/06						
2.4 TDE	85 - 92	07/01→05/06						
 Bremstrommel								
2.0 DI	55 - 74	08/00→05/06	➔	Baumuster: 260/280/300			24.0225-4016.1 480171	Ø 292 x 60 / 256
2.0 TDCi	92	08/02→05/06	➔	Baumuster: 330/350			24.0228-0004.1 480173	Ø 314 x 80,5 / 282
2.3 16V	107	04/01→05/06	➔	für Einfachbereifung			24.0228-0004.1 480173	Ø 314 x 80,5 / 282
2.3 BiFuel	105	03/01→03/06						
2.4 DI	55 - 88	01/00→05/06						
2.4 TDCi	101	03/04→05/06						
2.4 TDE	85 - 92	07/01→05/06						
 Bremsbackensatz								
2.0 DI	55 - 74	08/00→05/06	➔				03.0137-0427.2 650427	Ø 254 x 52 + HEB
2.0 TDCi	92	08/02→05/06					03.0520-1125.3 691125	Ø 254 x 52 + RZ / + Zub TopKit
2.3 16V	107	04/01→05/06	➔				03.0137-0411.2 650411	Ø 280 x 65 + HEB
2.3 BiFuel	105	03/01→03/06					03.0520-1225.3 691225	Ø 280 x 65 + RZ / + Zub TopKit
2.4 DI	55 - 88	01/00→05/06						
2.4 TDCi	101	03/04→05/06						
2.4 TDE	85 - 92	07/01→05/06						
FORD - TRANSIT TOURNEO Bus 08/94→12/00								
 Radbremszylinder								
2.0	84	11/94→12/00	➔	09/95→ 03/00; Baumuster: 80/100S/100L/115/120			24.3222-1124.3 020344	GG
			➔	09/95→ 03/00; Baumuster: 190/190A/190EF			24.3225-1103.3 020346	GG
2.4 D	55	08/94→06/00	➔	→ 03/00			24.3220-1121.3 020343	GG
2.5 DI	51 - 56	11/94→12/00	➔	→ 03/00; Baumuster: 80/100S/100L/115 / 120/130/150S/150			24.3220-1121.3 020343	GG
2.5 TD	74	04/98→12/00	➔	→ 03/00; Baumuster: 190/190A/190EF			24.3225-1103.3 020346	GG
2.5 TD	63	11/94→12/00	➔	01/95→ 03/00; Baumuster: 80/100S/100L/115 / 120/130/150S/150			24.3220-1121.3 020343	GG
			➔	01/95→ 03/00; Baumuster: 190/190A/190EF			24.3225-1103.3 020346	GG
Zubehörsatz, Bremsbacken								
2.0	84	11/94→12/00	➔	09/95→ 03/00; Baumuster: 80/100S/100L/115/120; für Einfachbereifung			03.0137-9193.2 669193	
➔								

	kW			 	! #		
FORD - TRANSIT TOURNEO Bus 08/94→12/00							
Zubehörsatz, Bremsbacken							
2.0	84	11/94→12/00	➡	09/95→ 03/00; Baumuster: 130/150S/150L / 190/190A/190EF; für Doppelbereifung		03.0137-9194.2 669194	
2.4 D	55	08/94→06/00	➡	→ 03/00; für Einfachbereifung		03.0137-9193.2 669193	
			➡	→ 03/00; für Doppelbereifung		03.0137-9194.2 669194	
2.5 DI	51 -	11/94→12/00	➡	→ 03/00; Baumuster: 80/100S/100L/115/120; für Einfachbereifung		03.0137-9193.2 669193	
2.5 TD	56 74	04/98→12/00	➡	→ 03/00; Baumuster: 130/150S/150L / 190/190A/190EF; für Doppelbereifung		03.0137-9194.2 669194	
2.5 TD	63	11/94→12/00	➡	01/95→ 03/00; Baumuster: 80/100S/100L/115/120; für Einfachbereifung		03.0137-9193.2 669193	
			➡	01/95→ 03/00; Baumuster: 130/150S/150L / 190/190A/190EF; für Doppelbereifung		03.0137-9194.2 669194	
 Bremstrommel							
2.0	84	11/94→12/00	➡	09/95→ 03/00; Baumuster: 130/150S/150L / 190/190A/190EF; für Doppelbereifung		24.0228-0001.1 480068	Ø 315 x 75,5 / 282
2.4 D	55	08/94→06/00	➡	→ 03/00; für Doppelbereifung		24.0228-0001.1 480068	Ø 315 x 75,5 / 282
2.5 DI	51 -	11/94→12/00	➡	→ 03/00; Baumuster: 130/150S/150L / 190/190A/190EF; für Doppelbereifung		24.0228-0001.1 480068	Ø 315 x 75,5 / 282
2.5 TD	56 74	04/98→12/00	➡	→ 03/00; Baumuster: 130/150S/150L / 190/190A/190EF; für Doppelbereifung		24.0228-0001.1 480068	Ø 315 x 75,5 / 282
2.5 TD	63	11/94→12/00	➡	01/95→ 03/00; Baumuster: 130/150S/150L / 190/190A/190EF; für Doppelbereifung		24.0228-0001.1 480068	Ø 315 x 75,5 / 282
 Bremsbackensatz							
2.0	84	11/94→12/00	➡	09/95→ 03/00; Baumuster: 80/100S/100L/115/120; für Einfachbereifung		03.0137-0331.2 650331	Ø 254 x 52
			➡	09/95→ 03/00; Baumuster: 130/150S/150L / 190/190A/190EF; für Doppelbereifung		03.0137-0332.2 650332	Ø 280 x 65
2.4 D	55	08/94→06/00	➡	→ 03/00; für Einfachbereifung		03.0137-0331.2 650331	Ø 254 x 52
			➡	→ 03/00; für Doppelbereifung		03.0137-0332.2 650332	Ø 280 x 65
2.5 DI	51 -	11/94→12/00	➡	→ 03/00; Baumuster: 80/100S/100L/115/120; für Einfachbereifung		03.0137-0331.2 650331	Ø 254 x 52
2.5 TD	56 74	04/98→12/00	➡	→ 03/00; Baumuster: 130/150S/150L / 190/190A/190EF; für Doppelbereifung		03.0137-0332.2 650332	Ø 280 x 65
2.5 TD	63	11/94→12/00	➡	01/95→ 03/00; Baumuster: 80/100S/100L/115/120; für Einfachbereifung		03.0137-0331.2 650331	Ø 254 x 52
			➡	01/95→ 03/00; Baumuster: 130/150S/150L / 190/190A/190EF; für Doppelbereifung		03.0137-0332.2 650332	Ø 280 x 65
 Seilzug, Feststellbremse							
2.0	84	11/94→12/00		09/95→ 03/00; für Fahrzeuge mit Einfachbereifung hinten; Trommelbremse; 	1	24.3727-0636.2 580636	L= 2.823
				09/95→ 03/00; für Fahrzeuge mit Doppelbereifung hinten; Trommelbremse; 	1	24.3727-0637.2 580637	L= 2.730
2.4 D	55	08/94→06/00		→ 03/00; für Fahrzeuge mit Einfachbereifung hinten; Trommelbremse; 	1	24.3727-0636.2 580636	L= 2.823
2.5 DI	51 -	11/94→12/00		→ 03/00; für Fahrzeuge mit Einfachbereifung hinten; Trommelbremse; 	1	24.3727-0637.2 580637	L= 2.730
2.5 TD	56 74	04/98→12/00		→ 03/00; für Fahrzeuge mit Doppelbereifung hinten; Trommelbremse; 	1	24.3727-0637.2 580637	L= 2.730
2.5 TD	63	11/94→12/00		01/95→ 03/00; für Fahrzeuge mit Einfachbereifung hinten; Trommelbremse; 	1	24.3727-0636.2 580636	L= 2.823
				01/95→ 03/00; für Fahrzeuge mit Doppelbereifung hinten; Trommelbremse; 	1	24.3727-0637.2 580637	L= 2.730
FORD - TRANSIT TOURNEO Bus 07/06→08/14							
 Radbremszylinder							
2.2 2.2 TDCi	92 81 - 103	10/11→08/14 07/06→08/14	➡			24.3225-1103.3 020346	GG
Zubehörsatz, Bremsbacken							
2.2 2.2 TDCi →	92 81 - 103	10/11→08/14 07/06→08/14	➡			03.0137-9268.2 669268	















	kw					! #		
FORD - TRANSIT TOURNEO Bus 07/06→08/14								
 Bremstrommel								
2.2 2.2 TDCi	92 81 - 103	10/11→08/14 07/06→08/14	➔			24.0225-4016.1	480171	Ø 292 x 60 / 256
 Bremsbackensatz								
2.2 2.2 TDCi	92 81 - 103	10/11→08/14 07/06→08/14	➔			03.0137-0427.2 03.0520-1125.3	650427 691125	Ø 254 x 52 + HEB Ø 254 x 52 + RZ / + Zub TopKit
FORD - TRANSIT TOURNEO Bus (FC_) 06/00→03/06								
 Radbremszylinder								
2.0	55 - 92	06/00→03/06	➔			24.3225-1103.3	020346	GG
Zubehörsatz, Bremsbacken								
2.0	55 - 92	06/00→03/06	➔			03.0137-9268.2	669268	
 Bremstrommel								
2.0	55 - 92	06/00→03/06	➔	Baumuster: 260/280/300		24.0225-4016.1	480171	Ø 292 x 60 / 256
			➔	Baumuster: 330/350		24.0228-0004.1	480173	Ø 314 x 80,5 / 282
 Bremsbackensatz								
2.0	55 - 92	06/00→03/06	➔			03.0137-0427.2 03.0520-1125.3	650427 691125	Ø 254 x 52 + HEB Ø 254 x 52 + RZ / + Zub TopKit
FORD - TRANSIT V363 Bus (FAD, FBD) 08/13→								
 Seilzug, Feststellbremse								
2.0 EcoBlue 2.2 TDCi 2.2 TDCi All-wheel Drive	77 - 125 114 114	03/16→ 12/14→12/18 08/15→12/18		für Fahrzeuge mit Einfachbereifung hinten; Pritsche/Doppelk.; <input type="checkbox"/>		24.3727-0683.2	580683	L= 1.545
				für Fahrzeuge mit Einfachbereifung hinten; Pritsche/Doppelk.; <input type="checkbox"/>		24.3727-0684.2	580684	L= 1.336
				für Fahrzeuge mit Einfachbereifung hinten; für verlängerten Radstand; <input type="checkbox"/>		24.3727-0685.2	580685	L= 1.570
				für Fahrzeuge mit Einfachbereifung hinten; für verkürzten Radstand; <input type="checkbox"/>		24.3727-0686.2	580686	L= 1.190
				für Fahrzeuge mit Einfachbereifung hinten; für verkürzten Radstand; <input type="checkbox"/>		24.3727-0687.2	580687	L= 1.360
				für Fahrzeuge mit Einfachbereifung hinten; für verlängerten Radstand; <input type="checkbox"/>		24.3727-0688.2	580688	L= 1.490
2.2 TDCi	74	08/13→12/18		für Fahrzeuge mit Einfachbereifung hinten; für verkürzten Radstand; <input type="checkbox"/>		24.3727-0686.2	580686	L= 1.190
				für Fahrzeuge mit Einfachbereifung hinten; für verkürzten Radstand; <input type="checkbox"/>		24.3727-0687.2	580687	L= 1.360
				für Fahrzeuge mit Einfachbereifung hinten; für verlängerten Radstand; <input type="checkbox"/>		24.3727-0688.2	580688	L= 1.490
2.2 TDCi 2.2 TDCi 4x4 2.2 TDCi RWD	92 92 74 - 114	08/13→12/18 08/13→12/18 08/13→12/18		für Fahrzeuge mit Einfachbereifung hinten; für verlängerten Radstand; <input type="checkbox"/>		24.3727-0685.2	580685	L= 1.570
				für Fahrzeuge mit Einfachbereifung hinten; für verkürzten Radstand; <input type="checkbox"/>		24.3727-0686.2	580686	L= 1.190
				für Fahrzeuge mit Einfachbereifung hinten; für verkürzten Radstand; <input type="checkbox"/>		24.3727-0687.2	580687	L= 1.360
				für Fahrzeuge mit Einfachbereifung hinten; für verlängerten Radstand; <input type="checkbox"/>		24.3727-0688.2	580688	L= 1.490
FORD - TRANSIT V363 Kasten (FCD, FDD) 08/13→								
 Seilzug, Feststellbremse								
2.0 EcoBlue 2.0 EcoBlue 4x4 2.0 EcoBlue RWD 2.2 TDCi 4x4	77 - 125 96 - 125 77 - 125 114	03/16→ 01/17→ 03/16→ 08/15→12/18		für Fahrzeuge mit Einfachbereifung hinten; Pritsche/Doppelk.; <input type="checkbox"/>		24.3727-0683.2	580683	L= 1.545
				für Fahrzeuge mit Einfachbereifung hinten; Pritsche/Doppelk.; <input type="checkbox"/>		24.3727-0684.2	580684	L= 1.336
				für Fahrzeuge mit Einfachbereifung hinten; für verlängerten Radstand; <input type="checkbox"/>		24.3727-0685.2	580685	L= 1.570
				für Fahrzeuge mit Einfachbereifung hinten; für verkürzten Radstand; <input type="checkbox"/>		24.3727-0686.2	580686	L= 1.190
				für Fahrzeuge mit Einfachbereifung hinten; für verkürzten Radstand; <input type="checkbox"/>		24.3727-0687.2	580687	L= 1.360
				für Fahrzeuge mit Einfachbereifung hinten; für verlängerten Radstand; <input type="checkbox"/>		24.3727-0688.2	580688	L= 1.490
➔								












	kW					! #		
FORD - TRANSIT V363 Kasten (FCD, FDD) 08/13→								
 Seilzug, Feststellbremse								
2.2 TDCi	74 - 114	08/13→12/18			für Fahrzeuge mit Einfachbereifung hinten; für verlängerten Radstand; <input type="checkbox"/>		24.3727-0685.2 580685	L= 1.570
2.2 TDCi 4x4	92	08/13→12/18			für Fahrzeuge mit Einfachbereifung hinten; für verkürzten Radstand; <input type="checkbox"/>		24.3727-0686.2 580686	L= 1.190
2.2 TDCi RWD	74 - 114	08/13→12/18			für Fahrzeuge mit Einfachbereifung hinten; für verkürzten Radstand; <input type="checkbox"/>		24.3727-0687.2 580687	L= 1.360
					für Fahrzeuge mit Einfachbereifung hinten; für verlängerten Radstand; <input type="checkbox"/>		24.3727-0688.2 580688	L= 1.490
FORD - TRANSIT V363 Pritsche/Fahrgestell (FED, FFD) 08/13→								
 Seilzug, Feststellbremse								
2.0 EcoBlue	77 - 125	03/16→			für Fahrzeuge mit Einfachbereifung hinten; Pritsche/Doppelk.; <input type="checkbox"/>		24.3727-0683.2 580683	L= 1.545
2.0 EcoBlue 4x4	96 - 125	01/17→			für Fahrzeuge mit Einfachbereifung hinten; Pritsche/Doppelk.; <input type="checkbox"/>		24.3727-0684.2 580684	L= 1.336
2.0 EcoBlue RWD	77 - 125	03/16→			für Fahrzeuge mit Einfachbereifung hinten; für verlängerten Radstand; <input type="checkbox"/>		24.3727-0685.2 580685	L= 1.570
					für Fahrzeuge mit Einfachbereifung hinten; für verkürzten Radstand; <input type="checkbox"/>		24.3727-0686.2 580686	L= 1.190
					für Fahrzeuge mit Einfachbereifung hinten; für verkürzten Radstand; <input type="checkbox"/>		24.3727-0687.2 580687	L= 1.360
					für Fahrzeuge mit Einfachbereifung hinten; für verlängerten Radstand; <input type="checkbox"/>		24.3727-0688.2 580688	L= 1.490
2.2 TDCi	74 - 92	08/13→12/18			für Fahrzeuge mit Einfachbereifung hinten; <input type="checkbox"/>		24.3727-0683.2 580683	L= 1.545
2.2 TDCi 4x4	92 - 114	08/13→12/18			für Fahrzeuge mit Einfachbereifung hinten; <input type="checkbox"/>		24.3727-0684.2 580684	L= 1.336
2.2 TDCi RWD	74 - 99	08/13→12/18			für Fahrzeuge mit Einfachbereifung hinten; für verlängerten Radstand; <input type="checkbox"/>		24.3727-0685.2 580685	L= 1.570
					für Fahrzeuge mit Einfachbereifung hinten; für verkürzten Radstand; <input type="checkbox"/>		24.3727-0686.2 580686	L= 1.190
					für Fahrzeuge mit Einfachbereifung hinten; für verkürzten Radstand; <input type="checkbox"/>		24.3727-0687.2 580687	L= 1.360
					für Fahrzeuge mit Einfachbereifung hinten; für verlängerten Radstand; <input type="checkbox"/>		24.3727-0688.2 580688	L= 1.490
2.2 TDCi	114	08/13→12/18			05/14→; für Fahrzeuge mit Einfachbereifung hinten; Pritsche/Doppelk.; <input type="checkbox"/>		24.3727-0683.2 580683	L= 1.545
					05/14→; für Fahrzeuge mit Einfachbereifung hinten; Pritsche/Doppelk.; <input type="checkbox"/>		24.3727-0684.2 580684	L= 1.336
					für Fahrzeuge mit Einfachbereifung hinten; für verlängerten Radstand; <input type="checkbox"/>		24.3727-0685.2 580685	L= 1.570
					für Fahrzeuge mit Einfachbereifung hinten; für verkürzten Radstand; <input type="checkbox"/>		24.3727-0686.2 580686	L= 1.190
					für Fahrzeuge mit Einfachbereifung hinten; für verkürzten Radstand; <input type="checkbox"/>		24.3727-0687.2 580687	L= 1.360
					05/14→; für Fahrzeuge mit Einfachbereifung hinten; für verlängerten Radstand; <input type="checkbox"/>		24.3727-0688.2 580688	L= 1.490
2.2 TDCi RWD	92 - 114	08/13→12/18			für Fahrzeuge mit Einfachbereifung hinten; <input type="checkbox"/>		24.3727-0683.2 580683	L= 1.545
					für Fahrzeuge mit Einfachbereifung hinten; <input type="checkbox"/>		24.3727-0684.2 580684	L= 1.336
					für Fahrzeuge mit Einfachbereifung hinten; für verlängerten Radstand; <input type="checkbox"/>		24.3727-0685.2 580685	L= 1.570
					für Fahrzeuge mit Einfachbereifung hinten; für verkürzten Radstand; <input type="checkbox"/>		24.3727-0686.2 580686	L= 1.190
					für Fahrzeuge mit Einfachbereifung hinten; für verkürzten Radstand; <input type="checkbox"/>		24.3727-0687.2 580687	L= 1.360
					05/14→; für Fahrzeuge mit Einfachbereifung hinten; für verlängerten Radstand; <input type="checkbox"/>		24.3727-0688.2 580688	L= 1.490
FSO - 126P 07/72→09/00								
 Radbremszylinder								
650	18	07/81→09/00	←	→ 07/90		2	24.3223-0802.3 020286	Fiat GG
			→	→ 07/90		2	24.3219-0801.3 020181	Fiat GG
Zubehörsatz, Bremsbacken								
650	18	07/81→09/00	←	→ 07/90			03.0137-9021.2 669021	Fiat
			→	→ 07/90			03.0137-9021.2 669021	Fiat
→								


























	kw			 	! #		
FSO - 126P 07/72→09/00							
 Bremsbackensatz							
650	18	07/81→09/00	←	→ 07/90		03.0137-0015.2 650015	Fiat Ø 185 x 31
			→	→ 07/90		03.0137-0015.2 650015	Fiat Ø 185 x 31
HONDA - ACCORD VI (CK, CG, CH, CF) 03/97→12/03							
 Bremsbackensatz							
2.3	110	03/97→01/99	→			03.0137-0339.2 650339	Ø 203 x 38
HONDA - ACCORD VIII (CP) 09/07→							
 Bremsbackensatz, Feststellbremse							
2.0 i-VTEC	114	07/08→09/12	→			03.0137-4019.2 654019	Ø 190 x 26 + Zub
HONDA - ACCORD VIII (CU) 04/08→							
 Bremsbackensatz, Feststellbremse							
2.0 i	115	06/08→06/15	→	07/08→		03.0137-4019.2 654019	Ø 190 x 26 + Zub
2.2 i-DTEC	110 - 132	07/08→06/15	→			03.0137-4019.2 654019	Ø 190 x 26 + Zub
2.4 i	148	07/08→06/15					
3.5 i	202	07/08→					
HONDA - ACCORD VIII Kombi (CW) 07/08→							
 Bremsbackensatz, Feststellbremse							
2.0 i	115	07/08→06/15	→			03.0137-4019.2 654019	Ø 190 x 26 + Zub
2.2 i-DTEC	110	07/08→06/15					
2.2 i-DTEC	132	07/08→	→	→ 06/15		03.0137-4019.2 654019	Ø 190 x 26 + Zub
2.4 i	148	07/08→					
HONDA - ACCORD IX Coupe 09/12→							
 Bremsbackensatz, Feststellbremse							
2.4	138	09/12→	→			03.0137-4019.2 654019	Ø 190 x 26 + Zub
HONDA - ACCORD IX Stufenheck (CR) 09/12→							
 Bremsbackensatz, Feststellbremse							
2.4	129 - 141	09/12→	→			03.0137-4019.2 654019	Ø 190 x 26 + Zub
HONDA - AVANCIER (TA) 09/99→09/03							
 Bremsbackensatz, Feststellbremse							
2.3 4x4	110	09/99→09/03	→			03.0137-0442.2 650442	Ø 167 x 35
3.0 4x4	158	09/99→09/03					
HONDA - CAPA (GA) 01/98→09/02							
 Radbremszylinder							
1.5 16V	72	04/98→09/02	→	<input type="checkbox"/>		24.3217-1735.3 020567	ALU
			→	<input type="checkbox"/>		24.3217-1736.3 020568	ALU
 Bremsbackensatz							
1.5 16V	72	04/98→09/02	→			03.0137-0294.2 650294	Ø 200 x 36
HONDA - CITY IV Stufenheck (GD_) 12/02→							
 Seilzug, Feststellbremse							
1.3	63	05/03→07/08		Scheibenbremse; <input type="checkbox"/>		24.3727-1608.2 581608	L= 1.634
1.5 i-DSI	81	10/04→07/08		Scheibenbremse; <input type="checkbox"/>		24.3727-1609.2 581609	L= 1.695
1.5 i-DSI 4WD	81	03/06→07/08					
1.5 i-DSI	66	12/02→07/08		10/05→; Scheibenbremse; <input type="checkbox"/>		24.3727-1608.2 581608	L= 1.634
1.5 i-DSI 4WD	66	12/02→07/08		10/05→; Scheibenbremse; <input type="checkbox"/>		24.3727-1609.2 581609	L= 1.695
HONDA - CITY IV Stufenheck (GE4) 11/02→03/09							
 Seilzug, Feststellbremse							
1.2	58 - 61	05/03→07/08		Scheibenbremse; <input type="checkbox"/>		24.3727-1608.2 581608	L= 1.634
1.3 i-DSI 4WD	63	11/02→07/08		Scheibenbremse; <input type="checkbox"/>		24.3727-1609.2 581609	L= 1.695
1.3 SES	63	05/03→07/08					
1.5 FF	70	09/04→09/05					


















		kw					! #		
HONDA - CIVIC VI Aerodeck (MB, MC) 04/98→02/01									
 Radbremsszylinder									
1.4 16V	55	04/98→02/01	➔	- ABS	2	24.3219-1743.3	020485	ALU	
1.5 16V	66 84	04/98→02/01							
 Bremsbackensatz									
1.4 16V	55	04/98→02/01	➔	- ABS		03.0137-0339.2	650339	Ø 203 x 38	
1.5 16V	66 84	04/98→02/01				03.0420-4519.3	684519	Ø 203 x 38 + RZ / + Zub Kit	
HONDA - CIVIC VI Coupe (EJ, EM1) 03/96→12/00									
 Radbremsszylinder									
1.6	79	05/96→04/99	➔			24.3219-1723.3	020427	ALU	
1.6 i	77	03/96→03/00							
1.6 i Vtec	92	03/96→03/00	➔			24.3219-1724.3	020428	ALU	
Zubehörsatz, Bremsbacken									
1.6	79	05/96→04/99	➔			03.0137-9097.2	669097		
1.6 i	77	03/96→03/00							
1.6 i Vtec	92	03/96→03/00							
 Bremsbackensatz									
1.6	79	05/96→04/99	➔			03.0137-0294.2	650294	Ø 200 x 36	
1.6 i	77	03/96→03/00							
1.6 i Vtec	92	03/96→03/00							
HONDA - CIVIC VI Fastback (MA, MB) 09/94→02/01									
 Radbremsszylinder									
1.4 i	55	09/95→02/01	➔	01/97→; - ABS	2	24.3219-1743.3	020485	ALU	
1.4 i	66	06/95→02/01	➔	01/96→; - ABS	2	24.3219-1743.3	020485	ALU	
1.5 16V	84	01/97→02/01	➔	- ABS	2	24.3219-1743.3	020485	ALU	
1.5 i Vtec-E	66	09/94→01/97	➔	01/96→ 12/96; - ABS	2	24.3219-1743.3	020485	ALU	
2.0 i TD	63	01/97→02/01	➔		2	24.3219-1743.3	020485	ALU	
2.0 TDiC	74 - 77	11/98→10/00							
Zubehörsatz, Bremsbacken									
1.4 i	66	06/95→02/01	➔	→ 12/95; - ABS		03.0137-9221.2	669221		
1.5 i Vtec-E	66	09/94→01/97							
 Bremsbackensatz									
1.4 i	55	09/95→02/01	➔	11/98→; - ABS		03.0137-0339.2	650339	Ø 203 x 38	
1.5 16V	84	01/97→02/01							
1.4 i	66	06/95→02/01	➔	- ABS		03.0137-0339.2	650339	Ø 203 x 38	
						03.0420-3719.3	683719	TRW Ø 203 x 38 + RZ / + Zub Kit	
						03.0420-4519.3	684519	Ø 203 x 38 + RZ / + Zub Kit	
1.5 i Vtec-E	66	09/94→01/97	➔	01/96→ 12/96; - ABS		03.0137-0339.2	650339	Ø 203 x 38	
						03.0420-4519.3	684519	Ø 203 x 38 + RZ / + Zub Kit	
			➔	→ 12/95; - ABS		03.0137-0339.2	650339	Ø 203 x 38	
						03.0420-3719.3	683719	TRW Ø 203 x 38 + RZ / + Zub Kit	
HONDA - CIVIC VI Hatchback (EJ, EK) 10/95→03/01									
 Radbremsszylinder									
1.4 i	55	11/95→02/01	➔	→ 01/01; ☐		24.3219-1723.3	020427	ALU	
1.4 i S	66	11/95→02/01							
1.4 LPG	66	01/97→02/01	➔	→ 01/01; ☐		24.3219-1724.3	020428	ALU	
1.5 i	84	11/95→02/01							
1.6 i	84	11/95→02/01							
1.6	79 - 92	10/95→03/01	➔	☐		24.3219-1723.3	020427	ALU	
			➔	☐		24.3219-1724.3	020428	ALU	
1.6	93	10/95→03/01	➔	01/96→; ☐		24.3219-1723.3	020427	ALU	
			➔	01/96→; ☐		24.3219-1724.3	020428	ALU	
2.0 TDiC	77	11/98→10/00	➔		2	24.3219-1743.3	020485	ALU	
Zubehörsatz, Bremsbacken									
1.4 i	55	11/95→02/01	➔	→ 01/01; - ABS		03.0137-9096.2	669096		
			➔	→ 01/01; + ABS		03.0137-9097.2	669097		
1.4 i S	66	11/95→02/01	➔	→ 01/01		03.0137-9097.2	669097		
1.4 LPG	66	01/97→02/01							
➔									






















	kw					! #		
HONDA - CIVIC VI Hatchback (EJ, EK) 10/95→03/01								
Zubehörsatz, Bremsbacken								
1.5 i	84	11/95→02/01	➡	→ 01/01			03.0137-9097.2 669097	
1.6 i	84	11/95→02/01	➡				03.0137-9097.2 669097	
1.6	79 - 92	10/95→03/01	➡				03.0137-9097.2 669097	
1.6	93	10/95→03/01	➡	01/96→			03.0137-9097.2 669097	
 Bremstrommel								
1.4 i	55	11/95→02/01	➡	→ 01/01; - ABS			24.0218-0018.1 480063	Ø 217 x 38 / 181
 Bremsbackensatz								
1.4 i	55	11/95→02/01	➡	→ 01/01; - ABS			03.0137-0284.2 650284	Ø 180 x 31
			➡	→ 01/01; + ABS			03.0137-0294.2 650294	Ø 200 x 36
1.4 i S	66	11/95→02/01	➡	→ 01/01			03.0137-0294.2 650294	Ø 200 x 36
1.4 LPG	66	01/97→02/01	➡					
1.5 i	84	11/95→02/01	➡					
1.6 i	84	11/95→02/01	➡					
1.6	79 - 92	10/95→03/01	➡				03.0137-0294.2 650294	Ø 200 x 36
1.6	93	10/95→03/01	➡	01/96→			03.0137-0294.2 650294	Ø 200 x 36
HONDA - CIVIC VI Stufenheck (EJ, EK) 06/95→03/01								
 Radbremszylinder								
1.4	55	11/95→10/98	➡	<input type="checkbox"/>			24.3219-1723.3 020427	ALU
			➡	<input type="checkbox"/>			24.3219-1724.3 020428	ALU
1.4 i	66	11/95→02/01	➡	→ 01/01; <input type="checkbox"/>			24.3219-1723.3 020427	ALU
1.5 i	84	11/95→02/01	➡					
1.6 i Vtec	92	11/95→02/01	➡	→ 01/01; <input type="checkbox"/>			24.3219-1724.3 020428	ALU
1.6 i Vtec 4x4	92	11/95→02/01	➡					
Zubehörsatz, Bremsbacken								
1.4	55	11/95→10/98	➡	- ABS			03.0137-9096.2 669096	
			➡	+ ABS			03.0137-9097.2 669097	
1.4 i	66	11/95→02/01	➡	→ 01/01			03.0137-9097.2 669097	
1.5 i	84	11/95→02/01	➡					
1.6 i Vtec	92	11/95→02/01	➡					
1.6 i Vtec 4x4	92	11/95→02/01	➡					
 Bremstrommel								
1.4	55	11/95→10/98	➡	- ABS			24.0218-0018.1 480063	Ø 217 x 38 / 181
 Bremsbackensatz								
1.4	55	11/95→10/98	➡	- ABS			03.0137-0284.2 650284	Ø 180 x 31
			➡	+ ABS			03.0137-0294.2 650294	Ø 200 x 36
1.4 i	66	11/95→02/01	➡	→ 01/01			03.0137-0294.2 650294	Ø 200 x 36
1.5 i	84	11/95→02/01	➡					
1.6 i Vtec	92	11/95→02/01	➡					
1.6 i Vtec 4x4	92	11/95→02/01	➡					
HONDA - CIVIC VII Hatchback (EU, EP, EV) 01/00→02/06								
 Bremsbackensatz								
1.4 i	55	02/01→09/05	➡				03.0137-0287.2 650287	Ø 220 x 36
1.6 i	81	02/01→09/05	➡				03.0137-0294.2 650294	Ø 200 x 36
1.4 iS	66	11/00→09/05	➡				03.0137-0287.2 650287	Ø 220 x 36
 Seilzug, Feststellbremse								
1.7 CTDi	74	01/02→09/05		Scheibenbremse; <input type="checkbox"/>			24.3727-1605.2 581605	L= 1.963
2.0 i Sport	118	09/01→09/05		01/04→; Scheibenbremse; <input type="checkbox"/>			24.3727-1605.2 581605	L= 1.963
HONDA - CIVIC VII Stufenheck (ES, ET) 10/00→04/06								
Zubehörsatz, Bremsbacken								
1.4	66	12/00→09/05	➡	02/01→; für Rechtslenker			03.0137-9190.2 669190	
1.5	82	02/03→09/05	➡				03.0137-9097.2 669097	
 Bremsbackensatz								
1.3 IMA	61	10/03→09/05	➡	01/04→			03.0137-0287.2 650287	Ø 220 x 36
							03.0137-0294.2 650294	Ø 200 x 36
→								














	kw					! #		
HONDA - CIVIC VII Stufenheck (ES, ET) 10/00→04/06								
 Bremsbackensatz								
1.4	66	12/00→09/05	➡	02/01→; für Rechtslenker		03.0137-0287.2 650287	Ø 220 x 36	
			➡	02/01→		03.0137-0294.2 650294	Ø 200 x 36	
1.5	82	02/03→09/05	➡			03.0137-0294.2 650294	Ø 200 x 36	
1.6	81	02/01→09/05	➡	04/01→ 10/04		03.0137-0294.2 650294	Ø 200 x 36	
1.7	85	02/01→09/05						
 Seilzug, Feststellbremse								
1.4	66	12/00→09/05		02/01→; für Linkslenker; Scheibenbremse; <input type="checkbox"/>		24.3727-1605.2 581605	L= 1.963	
1.6	81	02/01→09/05		Scheibenbremse; <input type="checkbox"/>		24.3727-1605.2 581605	L= 1.963	
1.7	85	02/01→09/05						
2.0	118	10/03→09/05		01/04→; Scheibenbremse; <input type="checkbox"/>		24.3727-1605.2 581605	L= 1.963	
HONDA - CIVIC VIII Hatchback (FN, FK) 09/05→								
 Seilzug, Feststellbremse								
Type R	148	09/06→		Scheibenbremse; <input type="checkbox"/>		24.3727-1618.2 581618	L= 1.842	
				Scheibenbremse; <input type="checkbox"/>		24.3727-1619.2 581619	L= 1.872	
HONDA - CR-V I (RD) 10/95→07/02								
 Radbremszylinder								
2.0	98	04/99→02/02	➡	<input type="checkbox"/>		24.3220-1733.3 020515	ALU	
			➡	<input type="checkbox"/>		24.3220-1734.3 020516	ALU	
2.0 16V 4WD	94	10/95→12/01	➡	01/97→ 04/99; <input type="checkbox"/>		24.3220-1733.3 020515	ALU	
			➡	01/97→ 04/99; <input type="checkbox"/>		24.3220-1734.3 020516	ALU	
2.0 16V 4WD	108	01/99→02/02	➡	04/99→; <input type="checkbox"/>		24.3220-1733.3 020515	ALU	
			➡	04/99→; <input type="checkbox"/>		24.3220-1734.3 020516	ALU	
Zubehörsatz, Bremsbacken								
2.0	98	04/99→02/02	➡			03.0137-9190.2 669190		
2.0 16V 4WD	94	10/95→12/01	➡	01/97→ 04/99		03.0137-9190.2 669190		
2.0 16V 4WD	108	01/99→02/02	➡	04/99→		03.0137-9190.2 669190		
 Bremsbackensatz								
2.0	98	04/99→02/02	➡			03.0137-0287.2 650287	Ø 220 x 36	
2.0 16V 4WD	94	10/95→12/01	➡	01/97→ 04/99		03.0137-0287.2 650287	Ø 220 x 36	
2.0 16V 4WD	108	01/99→02/02	➡	04/99→		03.0137-0287.2 650287	Ø 220 x 36	
HONDA - CR-V II (RD_) 09/01→07/07								
 Bremsbackensatz, Feststellbremse								
2.0	112	03/02→09/06	➡	07/02→ 12/04		03.0137-0442.2 650442	Ø 167 x 35	
			➡	01/05→		03.0137-3051.2 653051	Ø 198 x 35 - HEB	
2.0	110	09/01→03/07	➡	07/02→ 12/04		03.0137-0442.2 650442	Ø 167 x 35	
			➡	01/05→ 09/06		03.0137-3051.2 653051	Ø 198 x 35 - HEB	
2.2 CTDi	103	02/05→09/06	➡			03.0137-3051.2 653051	Ø 198 x 35 - HEB	
2.4 Vtec 4WD	118	09/01→09/06	➡	03/02→ 12/04		03.0137-0442.2 650442	Ø 167 x 35	
			➡	01/05→		03.0137-3051.2 653051	Ø 198 x 35 - HEB	
Zubehörsatz, Feststellbremsbacken								
2.0	110 - 112	09/01→03/07	➡	07/02→ 12/04		03.0137-9340.2 669340		
			➡			03.0137-9341.2 669341		
2.2 CTDi	103	02/05→09/06	➡			03.0137-9341.2 669341		
2.4 Vtec 4WD	118	09/01→09/06	➡	03/02→ 12/04		03.0137-9340.2 669340		
			➡			03.0137-9341.2 669341		
 Seilzug, Feststellbremse								
2.0	112	03/02→09/06		01/05→; Scheibenbremse; <input type="checkbox"/>		24.3727-1612.2 581612	L= 1.798	
2.4 Vtec 4WD	118	09/01→09/06		01/05→; Scheibenbremse; <input type="checkbox"/>		24.3727-1613.2 581613	L= 1.792	
				Scheibenbremse; <input type="checkbox"/>		24.3727-1614.2 581614	L= 2.265	
						24.3727-1616.2 581616	L= 2.250	
→								

	kw				! #		
HONDA - CR-V II (RD_) 09/01→07/07							
 Seilzug, Feststellbremse							
2.0 2.4 Vtec 4WD	112 118	03/02→09/06 09/01→09/06		Scheibenbremse; <input type="checkbox"/>		24.3727-1615.2 581615 24.3727-1617.2 581617	L= 1.530 L= 1.520
2.0	110	09/01→03/07		01/05→ 09/06; Scheibenbremse; <input type="checkbox"/>		24.3727-1612.2 581612	L= 1.798
				01/05→ 09/06; Scheibenbremse; <input type="checkbox"/>		24.3727-1613.2 581613	L= 1.792
				Scheibenbremse; <input type="checkbox"/>		24.3727-1614.2 581614 24.3727-1616.2 581616	L= 2.265 L= 2.250
				Scheibenbremse; <input type="checkbox"/>		24.3727-1615.2 581615 24.3727-1617.2 581617	L= 1.530 L= 1.520
2.2 CTDi	103	02/05→09/06		Scheibenbremse; <input type="checkbox"/>		24.3727-1612.2 581612 24.3727-1616.2 581616	L= 1.798 L= 2.250
				Scheibenbremse; <input type="checkbox"/>		24.3727-1613.2 581613 24.3727-1617.2 581617	L= 1.792 L= 1.520
HONDA - CR-V III (RE_) 06/06→							
 Bremsbackensatz, Feststellbremse							
2.0 i-VTEC 2.0 i-VTEC 4WD 2.4	105 - 110 110 124	01/07→06/12 10/06→06/12 06/06→	➔			03.0137-3051.2 653051	Ø 198 x 35 - HEB
2.2 i-CTDi 4WD 2.2 i-DTEC 4WD 2.4 2.4 i-Vtec 4WD 2.4 i-VTEC 4WD	103 110 125 125 122	01/07→ 01/07→ 04/07→ 04/07→ 09/09→	➔	→ 09/12		03.0137-3051.2 653051	Ø 198 x 35 - HEB
2.4 4WD	124	09/06→	➔	09/07→ 09/12		03.0137-3051.2 653051	Ø 198 x 35 - HEB
2.4 i-VTEC 4WD	118	10/06→	➔	01/07→ 09/12		03.0137-3051.2 653051	Ø 198 x 35 - HEB
Zubehörsatz, Feststellbremsbacken							
2.0 i-VTEC 2.0 i-VTEC 4WD 2.2 i-CTDi 4WD 2.2 i-DTEC 4WD 2.4 2.4 4WD 2.4 i-Vtec 4WD 2.4 i-VTEC 4WD 2.4 i-VTEC 4WD	105 - 110 110 103 110 124 - 125 124 125 118	01/07→06/12 10/06→06/12 01/07→ 01/07→ 06/06→ 09/06→ 04/07→ 10/06→				03.0137-9341.2 669341	
2.4 i-VTEC 4WD	122	09/09→		→ 09/12		03.0137-9341.2 669341	
 Seilzug, Feststellbremse							
2.0 i-VTEC 2.4	105 - 110 124	01/07→06/12 06/06→		Scheibenbremse; <input type="checkbox"/>		24.3727-1612.2 581612 24.3727-1613.2 581613	L= 1.798 L= 1.792
2.0 i-VTEC 4WD	110	10/06→06/12		01/07→; Scheibenbremse; <input type="checkbox"/>		24.3727-1612.2 581612	L= 1.798
				01/07→; Scheibenbremse; <input type="checkbox"/>		24.3727-1613.2 581613	L= 1.792
2.2 i-CTDi 4WD 2.2 i-DTEC 4WD 2.4 2.4 i-Vtec 4WD 2.4 i-VTEC 4WD	103 110 125 125 122	01/07→ 01/07→ 04/07→ 04/07→ 09/09→		→ 09/12; Scheibenbremse; <input type="checkbox"/>		24.3727-1612.2 581612 24.3727-1613.2 581613	L= 1.798 L= 1.792
2.4 4WD	124	09/06→		09/07→ 09/12; Scheibenbremse; <input type="checkbox"/>		24.3727-1612.2 581612 24.3727-1613.2 581613	L= 1.798 L= 1.792
2.4 i-VTEC 4WD	118	10/06→		01/07→ 09/12; Scheibenbremse; <input type="checkbox"/>		24.3727-1612.2 581612 24.3727-1613.2 581613	L= 1.798 L= 1.792
HONDA - CR-V IV (RM_) 01/12→							
 Bremsbackensatz, Feststellbremse							
1.6 i-DTEC 1.6 i-DTEC 4WD 2.0 2.0 AWD 2.0 Flex 2.0 iVtec 2.4	88 118 110 114 114 114 138	10/13→ 02/15→ 01/12→ 10/12→ 01/13→ 10/12→ 01/12→	➔			03.0137-3051.2 653051	Ø 198 x 35 - HEB
HONDA - CRX III (EH, EG) 03/92→12/98							
 Radbremszylinder							
1.6 Esi →	92	03/92→12/98	➔	- ABS; <input type="checkbox"/>		24.3219-1723.3 020427	ALU














	kw					! #		
HONDA - CRX III (EH, EG) 03/92→12/98								
 Radbremszylinder								
1.6 ESi	92	03/92→12/98	➡	- ABS; 		24.3219-1724.3	020428	ALU
Zubehörsatz, Bremsbacken								
1.6 ESi	92	03/92→12/98	➡	- ABS		03.0137-9096.2	669096	
 Bremstrommel								
1.6 ESi	92	03/92→12/98	➡	- ABS		24.0218-0018.1	480063	Ø 217 x 38 / 181
 Bremsbackensatz								
1.6 ESi	92	03/92→12/98	➡	- ABS		03.0137-0284.2	650284	Ø 180 x 31
HONDA - DOMANI (MB_) 10/95→09/99								
 Bremsbackensatz								
1.5	69	10/95→09/99	➡			03.0137-0294.2	650294	Ø 200 x 36
1.6	88	10/95→09/99						
1.6 All-wheel Drive	88	10/95→09/99						
HONDA - ELEMENT (YH) 07/02→12/11								
 Bremsbackensatz, Feststellbremse								
2.4	119	07/02→12/05	➡			03.0137-0442.2	650442	Ø 167 x 35
2.4 4WD	124	09/06→12/11						
2.4 4x4	119	07/02→12/05						
2.4 Vtec 4x4	118	07/02→12/11						
HONDA - ELYSION (RR) 05/04→								
 Bremsbackensatz, Feststellbremse								
2.4 i-VTEC	118	05/04→	➡			03.0137-3051.2	653051	Ø 198 x 35 - HEB
HONDA - FR-V (BE) 08/04→								
 Bremsbackensatz, Feststellbremse								
1.7	92	08/04→	➡			03.0137-0442.2	650442	Ø 167 x 35
1.8	103	01/07→						
2.0	110 - 114	08/04→						
2.2 i CTDi	103	07/05→						
Zubehörsatz, Feststellbremsbacken								
1.7	92	08/04→	➡			03.0137-9340.2	669340	
1.8	103	01/07→						
2.0	110 - 114	08/04→						
2.2 i CTDi	103	07/05→						
HONDA - HR-V (GH) 03/99→								
 Radbremszylinder								
1.6 16V	77	03/99→	➡	→ 09/05; TÜrenanzahl: 3; 		24.3219-1723.3	020427	ALU
1.6 16V 4WD	77	03/99→	➡	→ 09/05; TÜrenanzahl: 3; 		24.3219-1724.3	020428	ALU
			➡	→ 09/05; TÜrenanzahl: 5; 		24.3220-1733.3	020515	ALU
			➡	→ 09/05; TÜrenanzahl: 5; 		24.3220-1734.3	020516	ALU
1.6 16V 4WD	91	10/99→09/05	➡	TÜrenanzahl: 3; 		24.3219-1723.3	020427	ALU
			➡	TÜrenanzahl: 3; 		24.3219-1724.3	020428	ALU
			➡	TÜrenanzahl: 5; 		24.3220-1733.3	020515	ALU
			➡	TÜrenanzahl: 5; 		24.3220-1734.3	020516	ALU
Zubehörsatz, Bremsbacken								
1.6 16V	77	03/99→	➡	→ 09/05; TÜrenanzahl: 5		03.0137-9190.2	669190	
1.6 16V 4WD	77	03/99→	➡	→ 09/05; TÜrenanzahl: 3		03.0137-9252.2	669252	
1.6 16V 4WD	91	10/99→09/05	➡	TÜrenanzahl: 5		03.0137-9190.2	669190	
			➡	TÜrenanzahl: 3		03.0137-9252.2	669252	
 Bremsbackensatz								
1.6 16V	77	03/99→	➡	→ 09/05; TÜrenanzahl: 5		03.0137-0287.2	650287	Ø 220 x 36
1.6 16V 4WD	77	03/99→	➡	→ 09/05; TÜrenanzahl: 3		03.0137-0294.2	650294	Ø 200 x 36
1.6 16V 4WD	91	10/99→09/05	➡	TÜrenanzahl: 5		03.0137-0287.2	650287	Ø 220 x 36
→								
















	kW					! #		
HONDA - HR-V (GH) 03/99 →								
 Bremsbackensatz								
1.6 16V 4WD	91	10/99 → 09/05	➔	Türenanzahl: 3			03.0137-0294.2 650294	Ø 200 x 36
HONDA - JAZZ II (GD_, GE3, GE2) 06/01 → 12/08								
 Radbremszylinder								
1.2 i-DSi 1.3 iDSi 1.5 1.7	57 61 81 92	03/02 → 07/08 03/02 → 07/08 04/02 → 07/08 10/03 → 09/07	➔		2		24.3217-1717.3 020477	GG
Zubehörsatz, Bremsbacken								
1.2 i-DSi 1.3 iDSi	57 61	03/02 → 07/08 03/02 → 07/08	➔				03.0137-9284.2 669284	
 Bremstrommel								
1.2 i-DSi 1.7	57 92	03/02 → 07/08 10/03 → 09/07	➔				24.0218-0048.1 480314	Ø 224 x 39 / 181
1.3 iDSi	61	03/02 → 07/08	➔	→ 12/03; - ABS			24.0218-0048.1 480314	Ø 224 x 39 / 181
1.5	81	04/02 → 07/08	➔	- ABS			24.0218-0048.1 480314	Ø 224 x 39 / 181
 Bremsbackensatz								
1.2 i-DSi 1.5 1.7	57 81 92	03/02 → 07/08 04/02 → 07/08 10/03 → 09/07	➔				03.0137-0422.2 650422	Ø 180 x 31 - HEB
1.3 iDSi	61	03/02 → 07/08	➔	→ 12/03			03.0137-0422.2 650422	Ø 180 x 31 - HEB
 Seilzug, Feststellbremse								
1.2 i-DSi 1.3 iDSi 1.5 1.7	57 61 81 92	03/02 → 07/08 03/02 → 07/08 04/02 → 07/08 10/03 → 09/07		01/04 →; + ABS; Scheibenbremse; <input type="checkbox"/>			24.3727-1608.2 581608	L= 1.634
				01/04 →; + ABS; Scheibenbremse; <input type="checkbox"/>			24.3727-1609.2 581609	L= 1.695
				→ 12/03; - ABS; Trommelbremse; <input type="checkbox"/>			24.3727-1610.2 581610	L= 1.593
				→ 12/03; - ABS; Trommelbremse; <input type="checkbox"/>			24.3727-1611.2 581611	L= 1.653
1.3 iDSi	63	03/02 → 09/07		10/05 →; Scheibenbremse; <input type="checkbox"/>			24.3727-1608.2 581608	L= 1.634
				10/05 →; Scheibenbremse; <input type="checkbox"/>			24.3727-1609.2 581609	L= 1.695
1.4 1.4 iDSi 1.4 LX Flex	59 61 61	12/06 → 10/08 12/06 → 10/08 12/06 → 10/08		+ ABS; Scheibenbremse; <input type="checkbox"/>			24.3727-1608.2 581608	L= 1.634
				+ ABS; Scheibenbremse; <input type="checkbox"/>			24.3727-1609.2 581609	L= 1.695
HONDA - JAZZ III (GE_, GG_, GP_, ZA_) 10/07 →								
 Seilzug, Feststellbremse								
1.2 1.5 4WD 1.5 Flex 1.5 Flexfuel 1.5 i-VTEC	66 88 85 88 88	07/08 → 10/07 → 03/14 11/08 → 07/08 → 07/08 → 06/14		→ 12/08; Scheibenbremse; <input type="checkbox"/>			24.3727-1608.2 581608	L= 1.634
				→ 12/08; Scheibenbremse; <input type="checkbox"/>			24.3727-1609.2 581609	L= 1.695
HONDA - LIFE (JB) 09/01 → 08/03								
 Radbremszylinder								
0.7 0.7 4WD 0.7 G 4x4	47 47 38	09/01 → 08/03 09/01 → 08/03 09/01 → 08/03	➔	<input type="checkbox"/>			24.3217-1735.3 020567	ALU
			➔	<input type="checkbox"/>			24.3217-1736.3 020568	ALU
HONDA - LOGO (GA) 03/99 → 03/02								
 Radbremszylinder								
1.3	48	03/99 → 03/02	➔	<input type="checkbox"/>			24.3217-1735.3 020567	ALU
			➔	<input type="checkbox"/>			24.3217-1736.3 020568	ALU
Zubehörsatz, Bremsbacken								
1.3	48	03/99 → 03/02	➔				03.0137-9252.2 669252	
 Bremsbackensatz								
1.3	48	03/99 → 03/02	➔				03.0137-0294.2 650294	Ø 200 x 36
HONDA - ODYSSEY (RL1, RA6, RA_) 09/98 →								
 Bremsbackensatz, Feststellbremse								
3.5	171	07/02 → 08/04	➔				03.0137-0442.2 650442	Ø 167 x 35















	kw					! #		
HONDA - ODYSSEY Großraumlimousine (RA_) 10/95→10/00								
 Bremsbackensatz, Feststellbremse								
2.3 2.3 4x4	110 110	10/97→12/99 10/97→12/99	➡	01/98→		03.0137-0442.2	650442	Ø 167 x 35
Zubehörsatz, Feststellbremsbacken								
2.3 2.3 4x4	110 110	10/97→12/99 10/97→12/99	➡	01/98→		03.0137-9340.2	669340	
HONDA - ORTHIA / PARTNER (EL_, EY_) 10/95→09/02								
 Radbremszylinder								
1.3 1.5	67 77	10/95→09/02 10/95→09/02	➡			24.3219-1723.3	020427	ALU
			➡			24.3219-1724.3	020428	ALU
 Bremsbackensatz								
1.3 1.5	67 77	10/95→09/02 10/95→09/02	➡			03.0137-0294.2	650294	Ø 200 x 36
HONDA - SHUTTLE (RA) 06/94→06/04								
 Bremsbackensatz, Feststellbremse								
2.2 16V 2.3 16V 2.3 16V 4x4 3.0 3.0 4x4 3.5 ESi	110 110 110 154 154 171	10/94→02/98 10/97→06/04 10/97→06/02 10/97→06/04 10/97→06/02 07/02→06/04	➡	01/95→ 12/97 01/98→ 05/01 		03.0137-0442.2	650442	Ø 167 x 35 Ø 167 x 35 Ø 167 x 35
Zubehörsatz, Feststellbremsbacken								
2.2 16V 2.3 16V 2.3 16V 4x4 3.0 3.0 4x4	110 110 110 154 154	10/94→02/98 10/97→06/04 10/97→06/02 10/97→06/04 10/97→06/02	➡	01/98→ 05/01		03.0137-9340.2	669340	
HONDA - SMX (RH) 01/96→09/02								
 Radbremszylinder								
2.0 4WD	96	01/96→12/01	➡			24.3219-1723.3	020427	ALU
			➡			24.3219-1724.3	020428	ALU
 Bremsbackensatz								
2.0 4WD	96	01/96→12/01	➡			03.0137-0287.2	650287	Ø 220 x 36
HONDA - STEPWGN (DBA-RG_) 10/05→09/09								
 Bremsbackensatz, Feststellbremse								
2.0 2.0 4WD 2.4 Z FF	114 114 119	10/05→09/09 10/05→09/09 10/05→09/09	➡			03.0137-0442.2	650442	Ø 167 x 35
HONDA - STEPWGN (DBA-RK_) 10/09→12/15								
 Bremsbackensatz, Feststellbremse								
2.0 i-VTEC	110	10/09→03/15	➡			03.0137-0442.2	650442	Ø 167 x 35
HONDA - STEPWGN (LA-RF_, UA-RF_) 10/00→09/05								
 Bremsbackensatz, Feststellbremse								
2.0 2.0 4WD 2.4	118 118 119	10/00→09/05 10/00→09/05 10/00→09/05	➡			03.0137-0442.2	650442	Ø 167 x 35
HONDA - STREAM (RN) 05/01→								
 Bremsbackensatz, Feststellbremse								
1.7 16V 2.0 16V	92 115	05/01→09/06 05/01→09/06	➡	→ 09/05		03.0137-0442.2	650442	Ø 167 x 35
Zubehörsatz, Feststellbremsbacken								
1.7 16V 2.0 16V	92 115	05/01→09/06 05/01→09/06	➡			03.0137-9340.2	669340	














	kW			 	! #		
HONDA - STREAM (RN) 10/05→							
 Bremsbackensatz							
1.8 Vtec	103	10/05→	➔			03.0137-0287.2 650287	Ø 220 x 36
1.8 Vtec AWD	103	10/06→05/14					
2.0 Vtec	110	10/05→					
HYUNDAI - ACCENT I (X-3) 05/94→12/02							
 Radbremszylinder							
1.3	44 - 55	10/94→01/00	➔	→ 12/99; ☐		24.3219-1747.3 020498	ALU
1.3 i 12V	62	10/94→01/00	➔	→ 12/99; ☐		24.3219-1748.3 020499	ALU
1.5 i 12V	65	10/94→01/00					
1.5 i 16V	73	12/95→01/00					
Zubehörsatz, Bremsbacken							
1.3	44 - 55	10/94→01/00	➔	→ 12/99		03.0137-9277.2 669277	
1.3 i 12V	62	10/94→01/00					
1.5 i 12V	65	10/94→01/00					
1.5 i 16V	73	12/95→01/00					
 Bremstrommel							
1.3	44 - 55	10/94→01/00	➔	06/96→ 12/99		24.0218-0034.1 480129	Ø 216 x 44,6 / 182
1.3 i 12V	62	10/94→01/00					
1.5 i 12V	65	10/94→01/00					
1.5 i 16V	73	12/95→01/00					
 Bremsbackensatz							
1.3	44 - 55	10/94→01/00	➔	→ 12/99		03.0137-0366.2 650366	Ø 180 x 32 + HEB
1.3 i 12V	62	10/94→01/00				03.0520-7519.3 697519	Ø 180 x 32 + RZ / + Zub TopKit
1.5 i 12V	65	10/94→01/00					
1.5 i 16V	73	12/95→01/00					
 Seilzug, Feststellbremse							
1.3	44 - 55	10/94→01/00		→ 12/99; Trommelbremse; ☐		24.3727-3102.2 583102	L= 1.485
1.3 i 12V	62	10/94→01/00					
1.5 i 12V	65	10/94→01/00					
HYUNDAI - ACCENT II (LC) 09/99→12/12							
 Radbremszylinder							
1.3	55 - 61	01/00→11/05	➔	08/02→ 09/05	2	24.3217-1723.3 020502	ALU
1.5	66 - 75	01/00→11/05	➔	→ 07/02	2	24.3219-1743.3 020485	ALU
1.5 CRDi	60	04/02→11/05					
1.3	62	08/02→11/05	➔	→ 09/05	2	24.3217-1723.3 020502	ALU
1.6	77	12/02→11/05	➔		2	24.3219-1743.3 020485	ALU
1.3	63	01/00→11/05	➔	08/02→	2	24.3217-1723.3 020502	ALU
1.5	68	01/00→10/02	➔	→ 07/02	2	24.3219-1743.3 020485	ALU
1.5	65	09/99→10/02	➔	08/02→	2	24.3217-1723.3 020502	ALU
			➔	01/00→ 07/02	2	24.3219-1743.3 020485	ALU
1.5	77	09/99→10/02	➔	01/00→ 08/02	2	24.3219-1743.3 020485	ALU
Zubehörsatz, Bremsbacken							
1.3	55 - 61	01/00→11/05	➔	08/02→ 09/05		03.0137-9270.2 669270	
1.5	66 - 75	01/00→11/05	➔	→ 07/02		03.0137-9276.2 669276	
1.5 CRDi	60	04/02→11/05					
1.3	62	08/02→11/05	➔	→ 09/05		03.0137-9270.2 669270	
1.6	77	12/02→11/05	➔				
1.3	63	01/00→11/05	➔	→ 09/05		03.0137-9276.2 669276	
1.5	65	09/99→10/02	➔	08/02→		03.0137-9270.2 669270	
			➔	01/00→ 07/02		03.0137-9276.2 669276	
1.5	68	01/00→10/02	➔	08/02→		03.0137-9270.2 669270	
			➔	→ 07/02		03.0137-9276.2 669276	
1.5	77	09/99→10/02	➔	01/00→ 08/02		03.0137-9276.2 669276	
→							











	kw				! #		
HYUNDAI - ACCENT II (LC) 09/99→12/12							
Bremstrommel							
1.3	55 - 61	01/00→11/05	➡	→ 07/02		24.0218-0008.1 480313	Ø 221,2 x 45,1 / 182
1.5	66 - 75	01/00→11/05					
1.5 CRDi	60	04/02→11/05					
1.3	63	01/00→11/05	➡	→ 09/05		24.0218-0008.1 480313	Ø 221,2 x 45,1 / 182
1.5	65	09/99→10/02	➡	01/00→ 07/02		24.0218-0008.1 480313	Ø 221,2 x 45,1 / 182
1.5	77	09/99→10/02	➡	01/00→ 08/02		24.0218-0008.1 480313	Ø 221,2 x 45,1 / 182
Bremsbackensatz							
1.3	55 - 61	01/00→11/05	➡	→ 07/02		03.0137-0429.2 650429	Ø 180 x 37 + HEB
1.5	66 - 75	01/00→11/05				03.0520-7419.3 697419	Ø 180 x 37 + RZ / + Zub TopKit
1.5 CRDi	60	04/02→11/05	➡	08/02→ 09/05		03.0137-0437.2 650437	Ø 203 x 38 + HEB
						03.0520-4517.3 694517	Ø 203 x 38 + RZ / + Zub TopKit
1.3	62	08/02→11/05	➡	→ 09/05		03.0137-0437.2 650437	Ø 203 x 38 + HEB
1.6	77	12/02→11/05				03.0520-4517.3 694517	Ø 203 x 38 + RZ / + Zub TopKit
1.3	63	01/00→11/05	➡	→ 09/05		03.0137-0429.2 650429	Ø 180 x 37 + HEB
						03.0520-7419.3 697419	Ø 180 x 37 + RZ / + Zub TopKit
1.5	65	09/99→10/02	➡	01/00→ 07/02		03.0137-0429.2 650429	Ø 180 x 37 + HEB
						03.0520-7419.3 697419	Ø 180 x 37 + RZ / + Zub TopKit
			➡	08/02→		03.0137-0437.2 650437	Ø 203 x 38 + HEB
						03.0520-4517.3 694517	Ø 203 x 38 + RZ / + Zub TopKit
1.5	68	01/00→10/02	➡	→ 07/02		03.0137-0429.2 650429	Ø 180 x 37 + HEB
						03.0520-7419.3 697419	Ø 180 x 37 + RZ / + Zub TopKit
			➡	08/02→		03.0137-0437.2 650437	Ø 203 x 38 + HEB
						03.0520-4517.3 694517	Ø 203 x 38 + RZ / + Zub TopKit
1.5	77	09/99→10/02	➡	01/00→ 08/02		03.0137-0429.2 650429	Ø 180 x 37 + HEB
Seilzug, Feststellbremse							
1.3	55 - 61	01/00→11/05		08/02→ 09/05; Trommelbremse; <input type="checkbox"/>		24.3727-3104.2 583104	L= 1.493
1.5	66 - 75	01/00→11/05		08/02→ 09/05; Trommelbremse; <input type="checkbox"/>		24.3727-3105.2 583105	L= 1.493
1.5 CRDi	60	04/02→11/05					
1.3	62	08/02→11/05		→ 09/05; Trommelbremse; <input type="checkbox"/>		24.3727-3104.2 583104	L= 1.493
1.6	77	12/02→11/05		→ 09/05; Trommelbremse; <input type="checkbox"/>		24.3727-3105.2 583105	L= 1.493
1.5	65 - 68	09/99→10/02		08/02→; Trommelbremse; <input type="checkbox"/>		24.3727-3104.2 583104	L= 1.493
				08/02→; Trommelbremse; <input type="checkbox"/>		24.3727-3105.2 583105	L= 1.493
HYUNDAI - ACCENT II Stufenheck (LC) 09/99→11/17							
Radbremsszylinder							
1.3	55	01/00→11/05	➡	08/02→ 09/05	2	24.3217-1723.3 020502	ALU
1.5	66	01/00→11/05	➡	→ 07/02	2	24.3219-1743.3 020485	ALU
1.3	63	01/00→11/05	➡		2	24.3217-1723.3 020502	ALU
			➡	→ 09/05	2	24.3219-1743.3 020485	ALU
1.5	69	01/00→12/06	➡	08/02→ 05/06	2	24.3217-1723.3 020502	ALU
			➡	→ 07/02	2	24.3219-1743.3 020485	ALU
1.5	73 - 75	09/99→10/02	➡	08/02→	2	24.3217-1723.3 020502	ALU
			➡	09/00→ 07/02	2	24.3219-1743.3 020485	ALU
1.5 CRDi	60	01/02→11/05	➡	08/02→ 09/05	2	24.3217-1723.3 020502	ALU
			➡	04/02→ 07/02	2	24.3219-1743.3 020485	ALU
1.6	77	12/02→11/05	➡	→ 09/05	2	24.3217-1723.3 020502	ALU
Zubehörsatz, Bremsbacken							
1.3	55	01/00→11/05	➡	08/02→ 09/05		03.0137-9270.2 669270	
1.5	66	01/00→11/05	➡	→ 07/02		03.0137-9276.2 669276	
1.3	63	01/00→11/05	➡	→ 09/05		03.0137-9276.2 669276	
1.5	69	01/00→12/06	➡	08/02→ 05/06		03.0137-9270.2 669270	
			➡	→ 07/02		03.0137-9276.2 669276	
1.5	73 - 75	09/99→10/02	➡	08/02→		03.0137-9270.2 669270	
			➡	09/00→ 07/02		03.0137-9276.2 669276	
→							

	kw					! #		
HYUNDAI - ACCENT II Stufenheck (LC) 09/99→11/17								
Zubehörsatz, Bremsbacken								
1.5 CRDi	60	01/02→11/05	➡	08/02→ 09/05		03.0137-9270.2	669270	
			➡	04/02→ 07/02		03.0137-9276.2	669276	
1.6	77	12/02→11/05	➡			03.0137-9270.2	669270	
 Bremstrommel								
1.3	55	01/00→11/05	➡	→ 07/02		24.0218-0008.1	480313	Ø 221,2 x 45,1 / 182
1.5	66 - 69	01/00→12/06						
1.3	63	01/00→11/05	➡	→ 09/05		24.0218-0008.1	480313	Ø 221,2 x 45,1 / 182
1.5	73	09/99→10/02	➡	09/00→ 07/02		24.0218-0008.1	480313	Ø 221,2 x 45,1 / 182
1.5	75	09/99→10/02	➡	02/00→		24.0218-0008.1	480313	Ø 221,2 x 45,1 / 182
			➡	→ 01/00		24.0218-0034.1	480129	Ø 216 x 44,6 / 182
1.5 CRDi	60	01/02→11/05	➡	04/02→ 07/02		24.0218-0008.1	480313	Ø 221,2 x 45,1 / 182
 Bremsbackensatz								
1.3	55	01/00→11/05	➡	→ 07/02		03.0137-0429.2	650429	Ø 180 x 37 + HEB
1.5	66	01/00→11/05				03.0520-7419.3	697419	Ø 180 x 37 + RZ / + Zub TopKit
			➡	08/02→ 09/05		03.0137-0437.2	650437	Ø 203 x 38 + HEB
						03.0520-4517.3	694517	Ø 203 x 38 + RZ / + Zub TopKit
1.3	63	01/00→11/05	➡	→ 09/05		03.0137-0429.2	650429	Ø 180 x 37 + HEB
						03.0520-7419.3	697419	Ø 180 x 37 + RZ / + Zub TopKit
1.5	69	01/00→12/06	➡	→ 07/02		03.0137-0429.2	650429	Ø 180 x 37 + HEB
			➡	08/02→ 05/06		03.0137-0437.2	650437	Ø 203 x 38 + HEB
						03.0520-4517.3	694517	Ø 203 x 38 + RZ / + Zub TopKit
1.5	73 - 75	09/99→10/02	➡	09/00→ 07/02		03.0137-0429.2	650429	Ø 180 x 37 + HEB
			➡	08/02→		03.0137-0437.2	650437	Ø 203 x 38 + HEB
						03.0520-4517.3	694517	Ø 203 x 38 + RZ / + Zub TopKit
1.5 CRDi	60	01/02→11/05	➡	04/02→ 07/02		03.0137-0429.2	650429	Ø 180 x 37 + HEB
			➡	08/02→ 09/05		03.0137-0437.2	650437	Ø 203 x 38 + HEB
						03.0520-4517.3	694517	Ø 203 x 38 + RZ / + Zub TopKit
1.6	77	12/02→11/05	➡	→ 09/05		03.0137-0437.2	650437	Ø 203 x 38 + HEB
						03.0520-4517.3	694517	Ø 203 x 38 + RZ / + Zub TopKit
 Seilzug, Feststellbremse								
1.3	55	01/00→11/05		08/02→ 09/05; Trommelbremse; <input type="checkbox"/>		24.3727-3104.2	583104	L= 1.493
1.5	66	01/00→11/05		08/02→ 09/05; Trommelbremse; <input type="checkbox"/>		24.3727-3105.2	583105	L= 1.493
1.5 CRDi	60	01/02→11/05						
1.5	69	01/00→12/06		08/02→ 05/06; Trommelbremse; <input type="checkbox"/>		24.3727-3104.2	583104	L= 1.493
				08/02→ 05/06; Trommelbremse; <input type="checkbox"/>		24.3727-3105.2	583105	L= 1.493
1.5	73 - 75	09/99→10/02		08/02→; Trommelbremse; <input type="checkbox"/>		24.3727-3104.2	583104	L= 1.493
				08/02→; Trommelbremse; <input type="checkbox"/>		24.3727-3105.2	583105	L= 1.493
1.6	77	12/02→11/05		→ 09/05; Trommelbremse; <input type="checkbox"/>		24.3727-3104.2	583104	L= 1.493
				→ 09/05; Trommelbremse; <input type="checkbox"/>		24.3727-3105.2	583105	L= 1.493
HYUNDAI - ACCENT III (MC) 08/05→12/10								
 Radbremszylinder								
1.4 GL	71	11/05→11/10	➡	- ABS	2	24.3217-1740.3	020607	ALU
1.5 CRDi GLS	81	11/05→11/10						
1.6 GLS	82	11/05→11/10						
Zubehörsatz, Bremsbacken								
1.4 GL	71	11/05→11/10	➡	- ABS		03.0137-9351.2	669351	
1.5 CRDi GLS	81	11/05→11/10						
1.6 GLS	82	11/05→11/10						
 Bremsbackensatz								
1.4 GL	71	11/05→11/10	➡	- ABS		03.0137-0495.2	650495	Ø 203 x 32 + HEB
1.5 CRDi GLS	81	11/05→11/10						
1.6 GLS	82	11/05→11/10						
 Bremsbackensatz, Feststellbremse								
1.4 GL	71	11/05→11/10	➡	+ ABS		03.0137-3022.2	653022	Ø 170 x 32 + HEB
→								
















	kw					! #		
HYUNDAI - ACCENT III (MC) 08/05→12/10								
 Bremsbackensatz, Feststellbremse								
1.5 CRDi GLS 1.6 GLS	81 82	11/05→11/10 11/05→11/10	➡	+ ABS			03.0137-3022.2 653022	Ø 170 x 32 + HEB
Zubehörsatz, Feststellbremsbacken								
1.4 GL 1.5 CRDi GLS 1.6 GLS	71 81 82	11/05→11/10 11/05→11/10 11/05→11/10	➡	+ ABS			03.0137-9331.2 669331	
 Seilzug, Feststellbremse								
1.4 GL 1.5 CRDi GLS	71 81	11/05→11/10 11/05→11/10		- ABS; Trommelbremse; <input type="checkbox"/>			24.3727-3210.2 583210	L= 1.605
				- ABS; Trommelbremse; <input type="checkbox"/>			24.3727-3211.2 583211	L= 1.605
1.6 GLS	82	11/05→11/10		→ 09/07; - ABS; Trommelbremse; <input type="checkbox"/>			24.3727-3210.2 583210	L= 1.605
				→ 09/07; - ABS; Trommelbremse; <input type="checkbox"/>			24.3727-3211.2 583211	L= 1.605
				10/07→; - ABS; Trommelbremse; <input type="checkbox"/>			24.3727-3214.2 583214	L= 1.608
				10/07→; - ABS; Trommelbremse; <input type="checkbox"/>			24.3727-3215.2 583215	L= 1.604
HYUNDAI - ACCENT III Stufenheck (MC) 11/05→12/12								
 Radbremszylinder								
1.4 GL 1.5 1.5 CRDi GLS 1.6 GLS	71 75 81 82	11/05→11/10 01/08→12/12 11/05→11/10 11/05→11/10	➡	- ABS	2		24.3217-1740.3 020607	ALU
Zubehörsatz, Bremsbacken								
1.4 GL 1.5 1.5 CRDi GLS 1.6 GLS	71 75 81 82	11/05→11/10 01/08→12/12 11/05→11/10 11/05→11/10	➡	- ABS			03.0137-9351.2 669351	
 Bremsbackensatz								
1.4 GL 1.5 1.5 CRDi GLS 1.6 GLS	71 75 81 82	11/05→11/10 01/08→12/12 11/05→11/10 11/05→11/10	➡	- ABS			03.0137-0495.2 650495	Ø 203 x 32 + HEB
 Bremsbackensatz, Feststellbremse								
1.4 GL 1.5 1.5 CRDi GLS 1.6 GLS	71 75 81 82	11/05→11/10 01/08→12/12 11/05→11/10 11/05→11/10	➡	+ ABS			03.0137-3022.2 653022	Ø 170 x 32 + HEB
Zubehörsatz, Feststellbremsbacken								
1.4 GL 1.5 1.5 CRDi GLS 1.6 GLS	71 75 81 82	11/05→11/10 01/08→12/12 11/05→11/10 11/05→11/10	➡	+ ABS			03.0137-9331.2 669331	
 Seilzug, Feststellbremse								
1.4 GL 1.5 CRDi GLS 1.6 GLS	71 81 82	11/05→11/10 11/05→11/10 11/05→11/10		→ 09/07; - ABS; Trommelbremse; <input type="checkbox"/>			24.3727-3210.2 583210	L= 1.605
				→ 09/07; - ABS; Trommelbremse; <input type="checkbox"/>			24.3727-3211.2 583211	L= 1.605
				10/07→; - ABS; Trommelbremse; <input type="checkbox"/>			24.3727-3214.2 583214	L= 1.608
				10/07→; - ABS; Trommelbremse; <input type="checkbox"/>			24.3727-3215.2 583215	L= 1.604
1.5	75	01/08→12/12		- ABS; Trommelbremse; <input type="checkbox"/>			24.3727-3214.2 583214	L= 1.608
				- ABS; Trommelbremse; <input type="checkbox"/>			24.3727-3215.2 583215	L= 1.604
HYUNDAI - ACCENT IV (RB) 11/10→								
 Radbremszylinder								
1.4 1.4 1.6 CVVT 1.6 1.6 CRDi 1.6 GDI	73 - 74 79 90 91 94 103	04/15→ 11/10→ 12/10→ 11/10→ 07/11→ 09/11→	➡	für Fahrzeuge mit Trommelbremse an der Hinterachse	2		24.3217-1731.3 020551	ALU
			➡	<input type="checkbox"/>			24.3217-1731.3 020551	ALU
			➡	- ABS	2		24.3217-1731.3 020551	ALU
 Bremsbackensatz								
1.4 →	73 - 79	11/10→	➡				03.0137-0524.2 650524 03.0520-5117.3 695117	Ø 203 x 31 + HEB Ø 203 x 31 + RZ / + Zub TopKit











	kw			 	! #		
HYUNDAI - ACCENT IV (RB) 11/10→							
Zubehörsatz, Feststellbremsbacken							
1.4	73 - 74	04/15→	➔	für Fahrzeuge mit Trommelbremse an der Hinterachse		03.0137-9348.2 669348	
1.4	79	11/10→	➔			03.0137-9348.2 669348	
HYUNDAI - ACCENT IV Stufenheck (RB) 08/10→							
 Radbremszylinder							
1.4	74 - 79	11/10→	➔	- ABS	2	24.3217-1731.3 020551	ALU
1.4 CRDi	66	11/10→					
1.6 CRDi	100	04/11→					
1.6 GDI	103	11/10→					
1.4	80	11/10→12/17	➔	<input type="checkbox"/>		24.3217-1731.3 020551	ALU
1.6	90 - 91	11/10→					
1.6 CRDi	94	11/10→12/17	➔		2	24.3217-1731.3 020551	ALU
 Bremsbackensatz							
1.4	74	11/10→	➔			03.0137-0524.2 650524	Ø 203 x 31 + HEB
1.4 CRDi	66	11/10→				03.0520-5117.3 695117	Ø 203 x 31 + RZ / + Zub TopKit
1.4	79	11/10→12/13	➔			03.0137-0524.2 650524	Ø 203 x 31 + HEB
Zubehörsatz, Feststellbremsbacken							
1.4	74	11/10→	➔			03.0137-9348.2 669348	
1.4 CRDi	66	11/10→					
HYUNDAI - ACCENT V Stufenheck (HC) 01/17→							
 Radbremszylinder							
1.4	74	07/18→	➔		2	24.3217-1731.3 020551	ALU
Zubehörsatz, Feststellbremsbacken							
1.4	74	07/18→	➔			03.0137-9348.2 669348	
HYUNDAI - ACCENT Stufenheck (X-3) 04/94→01/00							
 Radbremszylinder							
1.3	44 - 55	10/94→01/00	➔	→ 12/99; <input type="checkbox"/>		24.3219-1747.3 020498	ALU
1.3 i 12V	62	10/94→01/00	➔	→ 12/99; <input type="checkbox"/>		24.3219-1748.3 020499	ALU
1.5 i 12V	65	10/94→01/00					
1.5 i 16V	73	10/95→01/00					
1.5	63	10/94→07/99	➔	<input type="checkbox"/>		24.3219-1747.3 020498	ALU
			➔	<input type="checkbox"/>		24.3219-1748.3 020499	ALU
Zubehörsatz, Bremsbacken							
1.3	44 - 55	10/94→01/00	➔	→ 12/99		03.0137-9277.2 669277	
1.3 i 12V	62	10/94→01/00					
1.5 i 12V	65	10/94→01/00					
1.5 i 16V	73	10/95→01/00					
1.5	63	10/94→07/99	➔			03.0137-9277.2 669277	
 Bremstrommel							
1.3	44 - 55	10/94→01/00	➔	06/96→ 12/99		24.0218-0034.1 480129	Ø 216 x 44,6 / 182
1.3 i 12V	62	10/94→01/00					
1.5 i 12V	65	10/94→01/00					
1.5 i 16V	73	10/95→01/00					
1.5	63	10/94→07/99	➔	06/96→		24.0218-0034.1 480129	Ø 216 x 44,6 / 182
 Bremsbackensatz							
1.3	44 - 55	10/94→01/00	➔	→ 12/99		03.0137-0366.2 650366	Ø 180 x 32 + HEB
1.3 i 12V	62	10/94→01/00				03.0520-7519.3 697519	Ø 180 x 32 + RZ / + Zub TopKit
1.5 i 12V	65	10/94→01/00					
1.5 i 16V	73	10/95→01/00					
1.5	63	10/94→07/99	➔			03.0137-0366.2 650366	Ø 180 x 32 + HEB
						03.0520-7519.3 697519	Ø 180 x 32 + RZ / + Zub TopKit
 Seilzug, Feststellbremse							
1.3	44 - 55	10/94→01/00		→ 12/99; Trommelbremse; <input type="checkbox"/>		24.3727-3102.2 583102	L= 1.485
→							

	kw					! #		
HYUNDAI - ACCENT Stufenheck (X-3) 04/94→01/00								
 Seilzug, Feststellbremse								
1.3 i 12V	62	10/94→01/00			→ 12/99; Trommelbremse; <input type="checkbox"/>		24.3727-3102.2 583102	L= 1.485
1.5 i 12V	65	10/94→01/00						
1.5	63	10/94→07/99			Trommelbremse; <input type="checkbox"/>		24.3727-3102.2 583102	L= 1.485
HYUNDAI - ATOS (MX) 01/97→								
 Radbremszylinder								
1.0 i	40 - 43	02/98→07/03			→		2 24.3217-1723.3 020502	ALU
1.1	43	08/03→12/08			→ 08/08; - ABS		2 24.3215-1705.3 020596	ALU
					→ 08/08; + ABS		2 24.3217-1723.3 020502	ALU
1.1	45	06/03→12/10			→ 01/07; - ABS		2 24.3215-1705.3 020596	ALU
					→ 01/07; + ABS		2 24.3217-1723.3 020502	ALU
1.1	46	08/03→12/08			03/04→ 02/08; - ABS		2 24.3215-1705.3 020596	ALU
					03/04→ 01/06; + ABS		2 24.3217-1723.3 020502	ALU
Zubehörsatz, Bremsbacken								
1.0 i	40 - 43	02/98→07/03			→		03.0137-9277.2 669277	
1.1	43	08/03→12/08			→ 08/08		03.0137-9277.2 669277	
1.1	45	06/03→12/10			→ 01/07		03.0137-9277.2 669277	
1.1	46	08/03→12/08			03/04→ 02/08		03.0137-9277.2 669277	
 Bremstrommel								
1.0 i	40 - 43	02/98→07/03			→		24.0218-0044.2 480174	Ø 216 x 36 / 182 - RLG / - ABS Ring / mit Radbefestigungsbolzen
 Bremsbackensatz								
1.0 i	40 - 43	02/98→07/03			→		03.0137-0386.2 650386	Ø 180 x 30 + HEB
							03.0520-4617.3 694617	Ø 180 x 30 + RZ / + Zub TopKit
1.1	43	08/03→12/08			→ 08/08		03.0137-0386.2 650386	Ø 180 x 30 + HEB
							03.0520-4617.3 694617	Ø 180 x 30 + RZ / + Zub TopKit
1.1	45	06/03→12/10			→ 01/07		03.0137-0386.2 650386	Ø 180 x 30 + HEB
							03.0520-4617.3 694617	Ø 180 x 30 + RZ / + Zub TopKit
1.1	46	08/03→12/08			03/04→ 02/08		03.0137-0386.2 650386	Ø 180 x 30 + HEB
							03.0520-4617.3 694617	Ø 180 x 30 + RZ / + Zub TopKit
 Seilzug, Feststellbremse								
1.0 i	40 - 43	02/98→07/03			Trommelbremse; <input type="checkbox"/>		24.3727-3100.2 583100	L= 1.520
					Trommelbremse; <input type="checkbox"/>		24.3727-3101.2 583101	L= 1.504
1.1	43	08/03→12/08			→ 08/08; Trommelbremse; <input type="checkbox"/>		24.3727-3100.2 583100	L= 1.520
					→ 08/08; Trommelbremse; <input type="checkbox"/>		24.3727-3101.2 583101	L= 1.504
1.1	45	06/03→12/10			→ 01/07; Trommelbremse; <input type="checkbox"/>		24.3727-3100.2 583100	L= 1.520
					→ 01/07; Trommelbremse; <input type="checkbox"/>		24.3727-3101.2 583101	L= 1.504
1.1	46	08/03→12/08			03/04→ 02/08; Trommelbremse; <input type="checkbox"/>		24.3727-3100.2 583100	L= 1.520
					03/04→ 02/08; Trommelbremse; <input type="checkbox"/>		24.3727-3101.2 583101	L= 1.504
HYUNDAI - BAYON (BC3) 05/21→								
Zubehörsatz, Feststellbremsbacken								
1.0 T-GDI	74	05/21→			→		03.0137-9348.2 669348	
1.0 T-GDI 48V-Hybrid	74 - 88	05/21→						
1.2 MPI	62	05/21→						
1.4 MPI	74	05/21→						
HYUNDAI - COUPE I (RD) 05/96→04/02								
Zubehörsatz, Bremsbacken								
1.6 16V	85	03/98→04/02			→ - ABS		03.0137-9270.2 669270	
1.6 i 16V	79 - 84	12/96→04/02						
 Bremsbackensatz								
1.6 16V	85	03/98→04/02			→ - ABS		03.0137-0369.2 650369	Ø 203 x 39 + HEB
1.6 i 16V	79 - 84	12/96→04/02						















	kw					! #		
HYUNDAI - ELANTRA III (XD) 03/00→08/06								
 Radbremszylinder								
1.5 VVTi 1.6	77 82	08/03→05/06 09/03→07/06	➡			2	24.3219-1743.3 020485	ALU
1.6	66 - 79	06/00→07/06	➡	11/01→ 05/06		2	24.3219-1743.3 020485	ALU
1.8 2.0	97 102 -	06/00→07/06 06/00→07/06						
2.0 CRDi	104 83	04/01→07/06						
1.6	77	05/03→07/06	➡	08/03→ 05/06		2	24.3219-1743.3 020485	ALU
2.0	105	10/03→07/06	➡	→ 05/06		2	24.3219-1743.3 020485	ALU
Zubehörsatz, Bremsbacken								
1.5 VVTi 1.6	77 66 - 82	08/03→05/06 06/00→07/06	➡				03.0137-9270.2 669270	
1.8 2.0	97 102 -	06/00→07/06 06/00→07/06						
2.0 CRDi	105 83	04/01→07/06						
 Bremsbackensatz								
1.5 VVTi 1.6	77 82	08/03→05/06 09/03→07/06	➡				03.0137-0437.2 650437	Ø 203 x 38 + HEB
1.6	66 - 79	06/00→07/06	➡	11/01→ 05/06			03.0137-0437.2 650437	Ø 203 x 38 + HEB
1.8 2.0	97 102 -	06/00→07/06 06/00→07/06						
2.0 CRDi	104 83	04/01→07/06						
1.6	77	05/03→07/06	➡	08/03→ 05/06			03.0137-0437.2 650437	Ø 203 x 38 + HEB
2.0	105	10/03→07/06	➡	→ 05/06			03.0137-0437.2 650437	Ø 203 x 38 + HEB
 Seilzug, Feststellbremse								
1.5 VVTi	77	08/03→05/06		→ 10/03; + ABS; Scheibenbremse; <input type="checkbox"/>			24.3727-3110.2 583110	L= 1.593
				→ 10/03; + ABS; Scheibenbremse; <input type="checkbox"/>			24.3727-3111.2 583111	L= 1.578
				11/03→; + ABS; Scheibenbremse; <input type="checkbox"/>			24.3727-3112.2 583112	L= 1.578
				11/03→; + ABS; Scheibenbremse; <input type="checkbox"/>			24.3727-3113.2 583113	L= 1.562
				- ABS; Trommelbremse; <input type="checkbox"/>			24.3727-3118.2 583118	L= 1.718
				- ABS; Trommelbremse; <input type="checkbox"/>			24.3727-3119.2 583119	L= 1.705
1.6	66 - 79	06/00→07/06		→ 10/03; + ABS; Scheibenbremse; <input type="checkbox"/>			24.3727-3110.2 583110	L= 1.593
1.8	97	06/00→07/06		→ 10/03; + ABS; Scheibenbremse; <input type="checkbox"/>			24.3727-3111.2 583111	L= 1.578
2.0	102 - 104	06/00→07/06		11/03→ 05/06; + ABS; Scheibenbremse; <input type="checkbox"/>			24.3727-3112.2 583112	L= 1.578
2.0 CRDi	83	04/01→07/06		11/03→ 05/06; + ABS; Scheibenbremse; <input type="checkbox"/>			24.3727-3113.2 583113	L= 1.562
				→ 05/06; - ABS; Trommelbremse; <input type="checkbox"/>			24.3727-3118.2 583118	L= 1.718
				→ 05/06; - ABS; Trommelbremse; <input type="checkbox"/>			24.3727-3119.2 583119	L= 1.705
1.6	77	05/03→07/06		08/03→ 10/03; + ABS; Scheibenbremse; <input type="checkbox"/>			24.3727-3110.2 583110	L= 1.593
				08/03→ 10/03; + ABS; Scheibenbremse; <input type="checkbox"/>			24.3727-3111.2 583111	L= 1.578
				11/03→ 05/06; + ABS; Scheibenbremse; <input type="checkbox"/>			24.3727-3112.2 583112	L= 1.578
				11/03→ 05/06; + ABS; Scheibenbremse; <input type="checkbox"/>			24.3727-3113.2 583113	L= 1.562
				08/03→ 05/06; - ABS; Trommelbremse; <input type="checkbox"/>			24.3727-3118.2 583118	L= 1.718
				08/03→ 05/06; - ABS; Trommelbremse; <input type="checkbox"/>			24.3727-3119.2 583119	L= 1.705
1.6	82	09/03→07/06		→ 09/03; Scheibenbremse; <input type="checkbox"/>			24.3727-3110.2 583110	L= 1.593
				→ 09/03; Scheibenbremse; <input type="checkbox"/>			24.3727-3111.2 583111	L= 1.578
				10/03→; Scheibenbremse; <input type="checkbox"/>			24.3727-3112.2 583112	L= 1.578
				10/03→; Scheibenbremse; <input type="checkbox"/>			24.3727-3113.2 583113	L= 1.562
				Trommelbremse; <input type="checkbox"/>			24.3727-3118.2 583118	L= 1.718
				Trommelbremse; <input type="checkbox"/>			24.3727-3119.2 583119	L= 1.705
2.0	105	10/03→07/06		→ 05/06; + ABS; Scheibenbremse; <input type="checkbox"/>			24.3727-3112.2 583112	L= 1.578
				→ 05/06; + ABS; Scheibenbremse; <input type="checkbox"/>			24.3727-3113.2 583113	L= 1.562
				→ 05/06; - ABS; Trommelbremse; <input type="checkbox"/>			24.3727-3118.2 583118	L= 1.718
				→ 05/06; - ABS; Trommelbremse; <input type="checkbox"/>			24.3727-3119.2 583119	L= 1.705














	kw				! #		
HYUNDAI - ELANTRA III Stufenheck (XD) 03/00→09/06							
 Radbremszylinder							
1.6	66 - 79	06/00→07/06	➔	11/01→ 05/06	2	24.3219-1743.3 020485	ALU
1.8	97	06/00→07/06					
2.0	102 - 104	06/00→07/06					
2.0 CRDi	83	04/01→07/06					
1.6	77	05/03→05/06	➔	08/03→	2	24.3219-1743.3 020485	ALU
1.8	79	06/00→07/03	➔	11/01→	2	24.3219-1743.3 020485	ALU
2.0	105	10/03→07/06	➔	→ 05/06	2	24.3219-1743.3 020485	ALU
Zubehörsatz, Bremsbacken							
1.6	66 - 79	06/00→07/06	➔			03.0137-9270.2 669270	
1.8	79 - 97	06/00→07/06					
2.0	102 - 104	06/00→07/06					
2.0 CRDi	83	04/01→07/06					
 Bremsbackensatz							
1.6	66 - 79	06/00→07/06	➔	11/01→ 05/06		03.0137-0437.2 650437	∅ 203 x 38 + HEB
1.8	97	06/00→07/06					
2.0	102 - 104	06/00→07/06					
2.0 CRDi	83	04/01→07/06					
1.6	77	05/03→05/06	➔	08/03→		03.0137-0437.2 650437	∅ 203 x 38 + HEB
1.8	79	06/00→07/03	➔	11/01→		03.0137-0437.2 650437	∅ 203 x 38 + HEB
2.0	105	10/03→07/06	➔	→ 05/06		03.0137-0437.2 650437	∅ 203 x 38 + HEB
 Seilzug, Feststellbremse							
1.6	66 - 79	06/00→07/06		→ 10/03; + ABS; Scheibenbremse; <input type="checkbox"/>		24.3727-3110.2 583110	L= 1.593
1.8	97	06/00→07/06		→ 10/03; + ABS; Scheibenbremse; <input type="checkbox"/>		24.3727-3111.2 583111	L= 1.578
2.0	102 - 104	06/00→07/06		11/03→ 05/06; + ABS; Scheibenbremse; <input type="checkbox"/>		24.3727-3112.2 583112	L= 1.578
2.0 CRDi	83	04/01→07/06		11/03→ 05/06; + ABS; Scheibenbremse; <input type="checkbox"/>		24.3727-3113.2 583113	L= 1.562
				→ 05/06; - ABS; Trommelbremse; <input type="checkbox"/>		24.3727-3118.2 583118	L= 1.718
				→ 05/06; - ABS; Trommelbremse; <input type="checkbox"/>		24.3727-3119.2 583119	L= 1.705
1.6	77	05/03→05/06		08/03→ 10/03; + ABS; Scheibenbremse; <input type="checkbox"/>		24.3727-3110.2 583110	L= 1.593
				08/03→ 10/03; + ABS; Scheibenbremse; <input type="checkbox"/>		24.3727-3111.2 583111	L= 1.578
				11/03→; + ABS; Scheibenbremse; <input type="checkbox"/>		24.3727-3112.2 583112	L= 1.578
				11/03→; + ABS; Scheibenbremse; <input type="checkbox"/>		24.3727-3113.2 583113	L= 1.562
				08/03→; - ABS; Trommelbremse; <input type="checkbox"/>		24.3727-3118.2 583118	L= 1.718
				08/03→; - ABS; Trommelbremse; <input type="checkbox"/>		24.3727-3119.2 583119	L= 1.705
1.8	79	06/00→07/03		+ ABS; Scheibenbremse; <input type="checkbox"/>		24.3727-3110.2 583110	L= 1.593
				+ ABS; Scheibenbremse; <input type="checkbox"/>		24.3727-3111.2 583111	L= 1.578
				- ABS; Trommelbremse; <input type="checkbox"/>		24.3727-3118.2 583118	L= 1.718
				- ABS; Trommelbremse; <input type="checkbox"/>		24.3727-3119.2 583119	L= 1.705
2.0	105	10/03→07/06		→ 05/06; + ABS; Scheibenbremse; <input type="checkbox"/>		24.3727-3112.2 583112	L= 1.578
				→ 05/06; + ABS; Scheibenbremse; <input type="checkbox"/>		24.3727-3113.2 583113	L= 1.562
				→ 05/06; - ABS; Trommelbremse; <input type="checkbox"/>		24.3727-3118.2 583118	L= 1.718
				→ 05/06; - ABS; Trommelbremse; <input type="checkbox"/>		24.3727-3119.2 583119	L= 1.705
HYUNDAI - ELANTRA IV Stufenheck (HD) 11/05→							
 Radbremszylinder							
2.0 CVVT	105	06/06→06/11	➔	<input type="checkbox"/>		24.3219-1747.3 020498	ALU
			➔	<input type="checkbox"/>		24.3219-1748.3 020499	ALU
 Seilzug, Feststellbremse							
1.6 CRDi	85	11/05→12/11		+ ABS; Scheibenbremse; <input type="checkbox"/>		24.3727-3114.2 583114	L= 1.674
1.6 CVVT	90	06/06→06/11		+ ABS; Scheibenbremse; <input type="checkbox"/>		24.3727-3115.2 583115	L= 1.672
2.0 CVVT	103	06/06→05/10					
2.0 CVVT	105	06/06→06/11		für Fahrzeuge mit Scheibenbremse an der Hinterachse; <input type="checkbox"/>		24.3727-3114.2 583114	L= 1.674
→							

















	kw			 	! #		
HYUNDAI - ELANTRA IV Stufenheck (HD) 11/05→							
 Seilzug, Feststellbremse							
2.0 CVVT	105	06/06→06/11		für Fahrzeuge mit Scheibenbremse an der Hinterachse; 	24.3727-3115.2	583115	L= 1.672
HYUNDAI - GALLOPER II (JK-01) 02/97→12/03							
 Radbremszylinder							
2.5 TcI D	77	08/98→12/03	➡		24.3223-1712.3	020571	GG
2.5 TD	65	08/98→12/03	➡				
2.5 TD intercooler	73	08/98→12/03	➡		24.3223-1713.3	020572	GG
2.6 TD All-wheel Drive	63	08/98→06/03					
3.0 V6	104	08/98→12/03					
HYUNDAI - GETZ (TB) 06/01→01/11							
 Radbremszylinder							
1.1	46	09/02→09/05	➡	→ 07/05	2	24.3217-1723.3	020502 ALU
1.5 CRDi GLS	75	07/04→08/05					
1.1	49	09/05→06/09	➡	→ 02/09	2	24.3217-1723.3	020502 ALU
1.4 i	71	08/05→12/10					
1.5 CRDi GLS	81	08/05→06/09					
1.3	61 - 63	09/03→06/09	➡	→ 04/05	2	24.3217-1723.3	020502 ALU
1.5 i	73	03/03→09/05					
1.3 i	60	09/02→03/04	➡		2	24.3217-1723.3	020502 ALU
1.5 CRDi	60	03/03→09/05	➡	→ 04/05; - ABS	2	24.3217-1723.3	020502 ALU
1.5 CRDi	65	08/05→06/09	➡	→ 02/09; - ABS	2	24.3217-1723.3	020502 ALU
1.6	77	09/02→09/05	➡	→ 07/05; - ABS	2	24.3217-1723.3	020502 ALU
1.6	78	06/05→06/09	➡	08/05→	2	24.3217-1723.3	020502 ALU
Zubehörsatz, Bremsbacken							
1.1	46	09/02→09/05	➡	→ 07/05; - ABS		03.0137-9292.2	669292
1.5 CRDi GLS	75	07/04→08/05					
1.6	77	09/02→09/05					
1.1	49	09/05→06/09	➡	→ 02/09; - ABS		03.0137-9292.2	669292
1.4 i	71	08/05→12/10					
1.5 CRDi	65	08/05→06/09					
1.5 CRDi GLS	81	08/05→06/09					
1.3	61 - 63	09/03→06/09	➡	→ 04/05; - ABS		03.0137-9292.2	669292
1.5 CRDi	60	03/03→09/05					
1.5 i	73	03/03→09/05					
1.3 i	60	09/02→03/04	➡	- ABS		03.0137-9292.2	669292
1.6	78	06/05→06/09	➡	08/05→; - ABS		03.0137-9292.2	669292
 Bremsstrommel							
1.1	46	09/02→09/05	➡	→ 07/05; + ABS		24.0220-3038.1	480315 Ø 243,2 x 38,5 / 205,2
1.6	77	09/02→09/05					
1.1	49	09/05→06/09	➡	→ 02/09; + ABS		24.0220-3038.1	480315 Ø 243,2 x 38,5 / 205,2
1.4 i	71	08/05→12/10					
1.5 CRDi	65	08/05→06/09					
1.3	61 - 63	09/03→06/09	➡	→ 04/05; + ABS		24.0220-3038.1	480315 Ø 243,2 x 38,5 / 205,2
1.5 CRDi	60	03/03→09/05					
1.5 i	73	03/03→09/05					
1.3 i	60	09/02→03/04	➡	+ ABS		24.0220-3038.1	480315 Ø 243,2 x 38,5 / 205,2
1.6	78	06/05→06/09	➡	08/05→; + ABS		24.0220-3038.1	480315 Ø 243,2 x 38,5 / 205,2
 Bremsbackensatz							
1.1	46	09/02→09/05	➡	→ 07/05; + ABS		03.0137-0456.2	650456 Ø 203 x 32 + HEB
1.6	77	09/02→09/05	➡	→ 07/05		03.0520-4417.3	694417 Ø 203 x 32 + RZ / + Zub TopKit
1.1	49	09/05→06/09	➡	→ 02/09; + ABS		03.0137-0456.2	650456 Ø 203 x 32 + HEB
1.4 i	71	08/05→12/10					
1.5 CRDi	65	08/05→06/09	➡	→ 02/09		03.0520-4417.3	694417 Ø 203 x 32 + RZ / + Zub TopKit
1.3	61 - 63	09/03→06/09	➡	→ 04/05; + ABS		03.0137-0456.2	650456 Ø 203 x 32 + HEB
1.5 CRDi	60	03/03→09/05	➡	→ 04/05		03.0520-4417.3	694417 Ø 203 x 32 + RZ / + Zub TopKit
1.5 i	73	03/03→09/05					
1.3 i	60	09/02→03/04	➡	+ ABS		03.0137-0456.2	650456 Ø 203 x 32 + HEB
			➡			03.0520-4417.3	694417 Ø 203 x 32 + RZ / + Zub TopKit
1.5 CRDi GLS	75	07/04→08/05	➡	→ 07/05		03.0520-4417.3	694417 Ø 203 x 32 + RZ / + Zub TopKit
1.5 CRDi GLS	81	08/05→06/09	➡	→ 02/09		03.0520-4417.3	694417 Ø 203 x 32 + RZ / + Zub TopKit
→							















	kw					! #		
HYUNDAI - GETZ (TB) 06/01→01/11								
 Bremsbackensatz								
1.6	78	06/05→06/09	➡	08/05→; + ABS		03.0137-0456.2	650456	Ø 203 x 32 + HEB
			➡	08/05→		03.0520-4417.3	694417	Ø 203 x 32 + RZ / + Zub TopKit
 Bremsbackensatz, Feststellbremse								
1.4 i 1.5 CRDi 1.5 CRDi GLS	71 65 81	08/05→12/10 08/05→06/09 08/05→06/09	➡	→ 02/09		03.0137-3024.2	653024	Ø 170 x 32 + HEB
1.5 CRDi	60	03/03→09/05	➡	→ 04/05		03.0137-3024.2	653024	Ø 170 x 32 + HEB
1.5 CRDi GLS 1.6	75 77	07/04→08/05 09/02→09/05	➡	→ 07/05		03.0137-3024.2	653024	Ø 170 x 32 + HEB
1.6	78	06/05→06/09	➡	08/05→		03.0137-3024.2	653024	Ø 170 x 32 + HEB
Zubehörsatz, Feststellbremsbacken								
1.1	46	09/02→09/05	➡	→ 07/05; + ABS		03.0137-9348.2	669348	
1.1	49	09/05→06/09	➡	→ 02/09; + ABS		03.0137-9348.2	669348	
1.3 1.5 i	61 - 63 73	09/03→06/09 03/03→09/05	➡	→ 04/05; + ABS		03.0137-9348.2	669348	
1.3 i	60	09/02→03/04	➡	+ ABS		03.0137-9348.2	669348	
1.4 i 1.5 CRDi	71 65	08/05→12/10 08/05→06/09	➡	→ 02/09		03.0137-9326.2	669326	
			➡	→ 02/09; + ABS		03.0137-9348.2	669348	
1.5 CRDi	60	03/03→09/05	➡	→ 04/05		03.0137-9326.2	669326	
			➡	→ 04/05; + ABS		03.0137-9348.2	669348	
1.5 CRDi GLS	75	07/04→08/05	➡	→ 07/05		03.0137-9326.2	669326	
1.5 CRDi GLS	81	08/05→06/09	➡	→ 02/09		03.0137-9326.2	669326	
1.6	77	09/02→09/05	➡	→ 07/05		03.0137-9326.2	669326	
			➡	→ 07/05; + ABS		03.0137-9348.2	669348	
1.6	78	06/05→06/09	➡	08/05→		03.0137-9326.2	669326	
			➡	08/05→; + ABS		03.0137-9348.2	669348	
 Seilzug, Feststellbremse								
1.1	46	09/02→09/05		→ 07/05; + ABS; Trommelbremse; <input type="checkbox"/>		24.3727-3120.2	583120	L= 1.610
				→ 07/05; + ABS; Trommelbremse; <input type="checkbox"/>		24.3727-3121.2	583121	L= 1.620
				→ 07/05; - ABS; Trommelbremse; <input type="checkbox"/>		24.3727-3124.2	583124	L= 1.598
				→ 07/05; - ABS; Trommelbremse; <input type="checkbox"/>		24.3727-3125.2	583125	L= 1.607
1.1	49	09/05→06/09		→ 08/07; + ABS; Trommelbremse; <input type="checkbox"/>		24.3727-3120.2	583120	L= 1.610
				→ 08/07; + ABS; Trommelbremse; <input type="checkbox"/>		24.3727-3121.2	583121	L= 1.620
				→ 08/07; - ABS; Trommelbremse; <input type="checkbox"/>		24.3727-3124.2	583124	L= 1.598
				→ 08/07; - ABS; Trommelbremse; <input type="checkbox"/>		24.3727-3125.2	583125	L= 1.607
1.3 1.5 i	61 - 63 73	09/03→06/09 03/03→09/05		→ 04/05; + ABS; Trommelbremse; <input type="checkbox"/>		24.3727-3120.2	583120	L= 1.610
				→ 04/05; + ABS; Trommelbremse; <input type="checkbox"/>		24.3727-3121.2	583121	L= 1.620
				→ 04/05; - ABS; Trommelbremse; <input type="checkbox"/>		24.3727-3124.2	583124	L= 1.598
				→ 04/05; - ABS; Trommelbremse; <input type="checkbox"/>		24.3727-3125.2	583125	L= 1.607
1.3 i	60	09/02→03/04		+ ABS; Trommelbremse; <input type="checkbox"/>		24.3727-3120.2	583120	L= 1.610
				+ ABS; Trommelbremse; <input type="checkbox"/>		24.3727-3121.2	583121	L= 1.620
				- ABS; Trommelbremse; <input type="checkbox"/>		24.3727-3124.2	583124	L= 1.598
				- ABS; Trommelbremse; <input type="checkbox"/>		24.3727-3125.2	583125	L= 1.607
1.4 i 1.5 CRDi	71 65	08/05→12/10 08/05→06/09		→ 08/07; + ABS; Trommelbremse; <input type="checkbox"/>		24.3727-3120.2	583120	L= 1.610
				→ 08/07; + ABS; Trommelbremse; <input type="checkbox"/>		24.3727-3121.2	583121	L= 1.620
				→ 02/09; Scheibenbremse; <input type="checkbox"/>		24.3727-3122.2	583122	L= 1.597
				→ 02/09; Scheibenbremse; <input type="checkbox"/>		24.3727-3123.2	583123	L= 1.610
				→ 08/07; - ABS; Trommelbremse; <input type="checkbox"/>		24.3727-3124.2	583124	L= 1.598
				→ 08/07; - ABS; Trommelbremse; <input type="checkbox"/>		24.3727-3125.2	583125	L= 1.607
1.5 CRDi	60	03/03→09/05		→ 04/05; + ABS; Trommelbremse; <input type="checkbox"/>		24.3727-3120.2	583120	L= 1.610
				→ 04/05; + ABS; Trommelbremse; <input type="checkbox"/>		24.3727-3121.2	583121	L= 1.620
				→ 04/05; Scheibenbremse; <input type="checkbox"/>		24.3727-3122.2	583122	L= 1.597
				→ 04/05; Scheibenbremse; <input type="checkbox"/>		24.3727-3123.2	583123	L= 1.610
				→ 04/05; - ABS; Trommelbremse; <input type="checkbox"/>		24.3727-3124.2	583124	L= 1.598
				→ 04/05; - ABS; Trommelbremse; <input type="checkbox"/>		24.3727-3125.2	583125	L= 1.607
1.5 CRDi GLS ➔	75	07/04→08/05		→ 07/05; Scheibenbremse; <input type="checkbox"/>		24.3727-3122.2	583122	L= 1.597






























	kW					! #		
HYUNDAI - GETZ (TB) 06/01→01/11								
 Seilzug, Feststellbremse								
1.5 CRDi GLS	75	07/04→08/05			→ 07/05; Scheibenbremse; <input type="checkbox"/>		24.3727-3123.2 583123	L= 1.610
1.5 CRDi GLS	81	08/05→06/09			→ 02/09; Scheibenbremse; <input type="checkbox"/>		24.3727-3122.2 583122	L= 1.597
					→ 02/09; Scheibenbremse; <input type="checkbox"/>		24.3727-3123.2 583123	L= 1.610
1.6	77	09/02→09/05			→ 07/05; + ABS; Trommelbremse; <input type="checkbox"/>		24.3727-3120.2 583120	L= 1.610
					→ 07/05; + ABS; Trommelbremse; <input type="checkbox"/>		24.3727-3121.2 583121	L= 1.620
					→ 07/05; Scheibenbremse; <input type="checkbox"/>		24.3727-3122.2 583122	L= 1.597
					→ 07/05; Scheibenbremse; <input type="checkbox"/>		24.3727-3123.2 583123	L= 1.610
					→ 07/05; - ABS; Trommelbremse; <input type="checkbox"/>		24.3727-3124.2 583124	L= 1.598
					→ 07/05; - ABS; Trommelbremse; <input type="checkbox"/>		24.3727-3125.2 583125	L= 1.607
1.6	78	06/05→06/09			08/05→; + ABS; Trommelbremse; <input type="checkbox"/>		24.3727-3120.2 583120	L= 1.610
					08/05→; + ABS; Trommelbremse; <input type="checkbox"/>		24.3727-3121.2 583121	L= 1.620
					08/05→; Scheibenbremse; <input type="checkbox"/>		24.3727-3122.2 583122	L= 1.597
					08/05→; Scheibenbremse; <input type="checkbox"/>		24.3727-3123.2 583123	L= 1.610
					08/05→; - ABS; Trommelbremse; <input type="checkbox"/>		24.3727-3124.2 583124	L= 1.598
					08/05→; - ABS; Trommelbremse; <input type="checkbox"/>		24.3727-3125.2 583125	L= 1.607
HYUNDAI - GRANDEUR (HG) 01/11→								
 Bremsbackensatz, Feststellbremse								
2.2 D	147	01/11→	➡		→ 09/12; - eFSB		03.0137-3049.2 653049	Ø 167 x 26 - HEB
2.4 16V	148	01/11→10/16						
2.4 GDI	140	02/11→04/16						
2.4 Hybrid	117	07/11→						
3.0	199	02/11→10/16						
3.0 MPI	184	07/11→						
3.0 LPG	173	01/11→12/11	➡		- eFSB		03.0137-3049.2 653049	Ø 167 x 26 - HEB
3.0 MPI	184	01/12→10/16	➡		→ 09/12		03.0137-3049.2 653049	Ø 167 x 26 - HEB
3.3	216	02/11→10/16	➡				03.0137-3049.2 653049	Ø 167 x 26 - HEB
HYUNDAI - GRANDEUR (IG) 11/16→								
 Bremsbackensatz, Feststellbremse								
2.2 CRDi	149	11/16→	➡				03.0137-3049.2 653049	Ø 167 x 26 - HEB
2.4 GDI	140	11/16→						
2.4 Hybrid	117	04/17→						
HYUNDAI - GRANDEUR (TG) 06/03→06/12								
 Bremsbackensatz, Feststellbremse								
2.0	109	06/03→05/05	➡				03.0137-3024.2 653024	Ø 170 x 32 + HEB
HYUNDAI - GRAND SANTA FÉ 01/13→								
 Bremsbackensatz, Feststellbremse								
2.2 CRDi All-wheel Drive	145 - 147	06/13→	➡				03.0137-3048.2 653048	Ø 189 x 27 - HEB
3.0 GDi All-wheel Drive	183 - 194	07/13→						
3.3	183 - 199	01/14→						
3.3 All-wheel Drive	199	02/14→						
3.3 GDi All-wheel Drive	210	07/13→						
Zubehörsatz, Feststellbremsbacken								
2.2 CRDi All-wheel Drive	145 - 147	06/13→	➡				03.0137-9329.2 669329	
3.0 GDi All-wheel Drive	183 - 194	07/13→						
3.3	183 - 199	01/14→						
3.3 All-wheel Drive	199	02/14→						
3.3 GDi All-wheel Drive	210	07/13→						
 Seilzug, Feststellbremse								
2.2 CRDi All-wheel Drive	145	06/13→			Scheibenbremse; <input type="checkbox"/>		24.3727-3135.2 583135	L= 1.825
					Scheibenbremse; <input type="checkbox"/>		24.3727-3136.2 583136	L= 2.095
HYUNDAI - H-1 / STAREX Bus (A1) 06/97→								
 Radbremszylinder								
2.4	82 - 107	06/97→04/04	➡				24.3222-1744.3 020581	ALU
→								














	kw					! #		
HYUNDAI - H-1 / STAREX Bus (A1) 06/97→								
 Radbremszylinder								
2.4 4WD	82 - 99	02/98→04/04	➔			24.3222-1744.3	020581	ALU
2.5 D	57	10/97→04/04						
2.5 TCI	73 - 74	10/97→12/07						
2.5 TD	59	06/97→04/04						
2.5 TD 4WD	59	02/98→04/04						
2.6 TDiC	63	10/97→04/04						
2.5 TD 4WD	74	11/01→04/04	➔	→ 09/02		24.3222-1744.3	020581	ALU
 Bremsbackensatz								
2.4	82 - 107	06/97→04/04	➔			03.0137-0488.2	650488	Ø 270 x 53 + HEB
2.4 4WD	82 - 99	02/98→04/04						
2.5 CRDi	81 - 120	12/02→12/07						
2.5 CRDi 4WD	103	12/02→04/04						
2.5 D	57	10/97→04/04						
2.5 TCI	73 - 74	10/97→12/07						
2.5 TD	59	06/97→04/04						
2.5 TD 4WD	59 - 74	02/98→04/04						
2.6 TDiC	63	10/97→04/04						
 Seilzug, Feststellbremse								
2.4	82	06/97→04/04		Trommelbremse; für verkürzten Radstand; <input type="checkbox"/>		24.3727-3130.2	583130	L= 1.515
2.6 TDiC	63	10/97→04/04		für verkürzten Radstand; Trommelbremse; <input type="checkbox"/>		24.3727-3131.2	583131	L= 1.515
2.4	101	02/03→04/04		Trommelbremse; für verkürzten Radstand; <input type="checkbox"/>		24.3727-3130.2	583130	L= 1.515
				Trommelbremse; für verkürzten Radstand; Starex; <input type="checkbox"/>		24.3727-3131.2	583131	L= 1.515
2.4	107	11/01→04/04		für verkürzten Radstand; <input type="checkbox"/>		24.3727-3130.2	583130	L= 1.515
2.5 TCI	73	10/97→12/07		für verkürzten Radstand; <input type="checkbox"/>		24.3727-3131.2	583131	L= 1.515
2.5 CRDi	103	12/02→09/07		Trommelbremse; für verkürzten Radstand; <input type="checkbox"/>		24.3727-3130.2	583130	L= 1.515
				→ 01/03; Trommelbremse; für verkürzten Radstand; <input type="checkbox"/>		24.3727-3131.2	583131	L= 1.515
2.5 CRDi 4WD	103	12/02→04/04		- ABS; Trommelbremse; für verkürzten Radstand; <input type="checkbox"/>		24.3727-3130.2	583130	L= 1.515
				- ABS; Trommelbremse; für verkürzten Radstand; <input type="checkbox"/>		24.3727-3131.2	583131	L= 1.515
2.5 TD 4WD	73 - 74	03/01→04/04		→ 11/02; für verkürzten Radstand; <input type="checkbox"/>		24.3727-3130.2	583130	L= 1.515
				→ 11/02; für verkürzten Radstand; <input type="checkbox"/>		24.3727-3131.2	583131	L= 1.515
HYUNDAI - H-1 Cargo (TQ) 09/07→								
 Bremsbackensatz, Feststellbremse								
2.4	129	03/08→	➔	09/10→		03.0137-3031.2	653031	Ø 209 x 40 - HEB
2.5 CRDi	81 - 85	02/08→	➔	+ ABS		03.0137-3031.2	653031	Ø 209 x 40 - HEB
2.5 CRDi	94	01/09→						
2.5 CRDi	100 - 125	02/08→	➔			03.0137-3031.2	653031	Ø 209 x 40 - HEB
HYUNDAI - H-1 Kasten (A1) 10/97→04/08								
 Radbremszylinder								
2.4	82 - 107	03/00→04/04	➔			24.3222-1744.3	020581	ALU
2.5 TD	59	03/00→09/00						
2.5 CRDi	103	08/03→12/07	➔	→ 04/04; - ABS		24.3222-1744.3	020581	ALU
2.5 TD	73 - 74	03/00→08/07	➔	→ 10/02		24.3222-1744.3	020581	ALU
 Bremsbackensatz								
2.4	82 - 107	03/00→04/04	➔			03.0137-0488.2	650488	Ø 270 x 53 + HEB
2.5 TD	59 - 73	03/00→10/06						
2.5 CRDi	81	07/01→04/04	➔	- ABS		03.0137-0488.2	650488	Ø 270 x 53 + HEB
2.6 CRDi	79	10/97→12/07						
→								















	kW					! #		
HYUNDAI - H-1 Kasten (A1) 10/97→04/08								
 Bremsbackensatz								
2.5 CRDi	103	08/03→12/07	➡	→ 04/04; - ABS		03.0137-0488.2	650488	Ø 270 x 53 + HEB
2.5 TD	74	10/01→08/07	➡	→ 04/04		03.0137-0488.2	650488	Ø 270 x 53 + HEB
 Seilzug, Feststellbremse								
2.4	107	11/01→04/04		für verkürzten Radstand; <input type="checkbox"/>		24.3727-3130.2	583130	L= 1.515
				für verkürzten Radstand; <input type="checkbox"/>		24.3727-3131.2	583131	L= 1.515
2.6 CRDi	79	10/97→12/07		für verkürzten Radstand; Trommelbremse; <input type="checkbox"/>		24.3727-3130.2	583130	L= 1.515
				für verkürzten Radstand; Trommelbremse; <input type="checkbox"/>		24.3727-3131.2	583131	L= 1.515
HYUNDAI - H-1 Pritsche/Fahrgestell 06/00→10/06								
 Radbremszylinder								
2.5 D	73	06/00→10/06	➡	09/00→ 10/02; <input type="checkbox"/>		24.3222-1744.3	020581	ALU
 Bremsbackensatz								
2.5 CRDi	103	12/02→10/05	➡	- ABS		03.0137-0488.2	650488	Ø 270 x 53 + HEB
2.5 D	73	06/00→10/06	➡	09/00→		03.0137-0488.2	650488	Ø 270 x 53 + HEB
 Seilzug, Feststellbremse								
2.5 CRDi	103	12/02→10/05		→ 01/03; Trommelbremse; für verkürzten Radstand; <input type="checkbox"/>		24.3727-3130.2	583130	L= 1.515
				→ 01/03; Trommelbremse; für verkürzten Radstand; <input type="checkbox"/>		24.3727-3131.2	583131	L= 1.515
HYUNDAI - H-1 Travel (TQ) 09/07→								
 Bremsbackensatz, Feststellbremse								
2.4 2.4 i	101 126 - 129	02/08→ 02/08→	➡			03.0137-3031.2	653031	Ø 209 x 40 - HEB
2.4 LPG 2.5 CRDi	117 81 -	07/12→ 05/08→						
2.5 CRDi	125	02/08→						
2.5 TDCi	94 - 100	02/08→ 09/07→						
2.5 CRDi	85 - 129	08/11→	➡	+ ABS		03.0137-3031.2	653031	Ø 209 x 40 - HEB
HYUNDAI - H100 Bus (P) 07/93→10/04								
Zubehörsatz, Bremsbacken								
2.4	84 - 90	07/93→03/00	➡			03.0137-9013.2	669013	TRW
2.5 D	57	12/94→03/00						
2.5 TD	59	07/93→03/00						
 Bremsbackensatz								
2.4	84 - 90	07/93→03/00	➡			03.0137-0036.2	650036	TRW Ø 254 x 57
2.5 D	57	12/94→03/00						
2.5 TD	59	07/93→03/00						
HYUNDAI - H100 Kasten 07/93→02/07								
 Radbremszylinder								
2.4	82 - 84	08/97→12/04	➡			24.3222-1744.3	020581	ALU
Zubehörsatz, Bremsbacken								
2.4 TD	90	07/93→07/97	➡			03.0137-9013.2	669013	TRW
2.5 D	57	12/94→03/00						
2.5 TDiC	59	06/98→10/03	➡	→ 03/00		03.0137-9013.2	669013	TRW
 Bremsbackensatz								
2.4	82 - 84	08/97→12/04	➡			03.0137-0488.2	650488	Ø 270 x 53 + HEB
2.4 TD	90	07/93→07/97	➡			03.0137-0036.2	650036	TRW Ø 254 x 57
2.5 D	57	12/94→03/00						
2.6 D	57	10/99→12/04						
2.5 TDiC	59	06/98→10/03	➡	→ 03/00		03.0137-0036.2	650036	TRW Ø 254 x 57











	kW					! #		
HYUNDAI - H100 Pritsche/Fahrgestell 05/96→10/01								
Zubehörsatz, Bremsbacken								
2.5 D	57	05/96→10/01	➔	→ 03/00		03.0137-9013.2	669013	TRW
 Bremsbackensatz								
2.5 D	57	05/96→10/01	➔	→ 03/00		03.0137-0036.2	650036	TRW Ø 254 x 57
HYUNDAI - H100 Pritsche/Fahrgestell 07/93→08/98								
Zubehörsatz, Bremsbacken								
2.4 2.5 D	84 57 - 59	05/96→12/97 07/93→12/97	➔			03.0137-9013.2	669013	TRW
 Bremsbackensatz								
2.4 2.5 D	84 57 - 59	05/96→12/97 07/93→12/97	➔			03.0137-0036.2	650036	TRW Ø 254 x 57
HYUNDAI - HIGHWAY VAN 03/00→03/04								
 Bremsbackensatz, Feststellbremse								
2.0 16V	100	03/00→03/04	➔	→ 01/04		03.0137-3004.2	653004	Ø 190 x 40 + HEB
HYUNDAI - i10 I (PA) 10/07→								
 Radbremszylinder								
1.0 1.1 1.1 LPG	51 51 48 -	01/11→12/17 04/11→12/13 01/09→12/13	➔		2	24.3215-1705.3	020596	ALU
1.2 1.2 LPG	51 63 - 64 57	04/11→ 01/10→12/13						
1.1 1.1 CRDi 1.2	48 - 50 55 - 55 - 57	12/07→12/13 01/08→12/11 10/08→12/11	➔	09/10→	2	24.3215-1705.3	020596	ALU
 Bremsbackensatz								
1.0 1.1 1.1 LPG	51 51 48 -	01/11→12/17 04/11→12/13 01/09→12/13	➔			03.0137-0524.2	650524	Ø 203 x 31 + HEB
1.2 1.2 LPG	51 63 - 64 57	04/11→ 01/10→12/13				03.0520-1515.3	690109	Ø 203 x 31 + RZ / + Zub TopKit
1.1 1.1 CRDi 1.2	48 - 50 55 - 55 - 57	12/07→12/13 01/08→12/11 10/08→12/11	➔	09/10→		03.0137-0524.2	650524	Ø 203 x 31 + HEB
						03.0520-1515.3	690109	Ø 203 x 31 + RZ / + Zub TopKit
Zubehörsatz, Feststellbremsbacken								
1.0 1.1 1.1 CRDi 1.1 LPG	51 48 - 51 55	01/11→12/17 12/07→12/13 01/08→12/11 01/09→12/13	➔			03.0137-9348.2	669348	
1.2 1.2 LPG	51 55 - 64 57	10/08→ 01/10→12/13						
1.2	57	11/08→12/11	➔	09/10→		03.0137-9348.2	669348	
 Seilzug, Feststellbremse								
1.0 1.1	51 50 -	01/11→12/17 11/08→12/13		Trommelbremse; <input type="checkbox"/>		24.3727-3140.2	583140	L= 1.443
1.1 LPG	51 51	04/11→12/13		Trommelbremse; <input type="checkbox"/>		24.3727-3141.2	583141	L= 1.430
HYUNDAI - i10 II (BA, IA) 08/13→								
 Radbremszylinder								
1.0 1.0 LPG	49 49 - 51	08/13→ 02/14→	➔		2	24.3215-1705.3	020596	ALU
1.2 →	51 64	12/13→						













	kw					! #		
HYUNDAI - i10 II (BA, IA) 08/13→								
 Bremsbackensatz								
1.0	49	08/13→	➔				03.0137-0524.2 650524	Ø 203 x 31 + HEB
1.0 LPG	49 - 51	02/14→					03.0520-1515.3 690109	Ø 203 x 31 + RZ / + Zub TopKit
1.2	64	12/13→						
Zubehörsatz, Feststellbremsbacken								
1.0	49	08/13→	➔				03.0137-9348.2 669348	
1.0 LPG	49 - 51	02/14→						
1.2	64	12/13→						
 Seilzug, Feststellbremse								
1.0	49	08/13→			Trommelbremse; <input type="checkbox"/>		24.3727-3140.2 583140	L= 1.443
1.0 LPG	49	02/14→			Trommelbremse; <input type="checkbox"/>		24.3727-3141.2 583141	L= 1.430
HYUNDAI - i10 III (AC3, AI3) 09/19→								
 Radbremszylinder								
1.0 MPI	49	09/19→	➔			2	24.3217-1731.3 020551	ALU
1.0 T-GDi	74	02/20→						
1.2 MPI	62	09/19→						
 Bremsbackensatz								
1.0 MPI	49	09/19→	➔				03.0137-0524.2 650524	Ø 203 x 31 + HEB
1.0 T-GDi	74	02/20→					03.0520-4917.3 694917	Ø 203 x 31 + RZ / + Zub TopKit
1.2 MPI	62	09/19→						
Zubehörsatz, Feststellbremsbacken								
1.0 MPI	49	09/19→	➔				03.0137-9348.2 669348	
1.0 T-GDi	74	02/20→						
1.2 MPI	62	09/19→						
HYUNDAI - i20 I (PB, PBT) 08/08→								
 Radbremszylinder								
1.1 CRDi	55	03/12→12/15	➔	→ 12/14; - ESP		2	24.3217-1731.3 020551	ALU
1.2	63	03/12→12/15						
1.2	56 - 62	08/08→08/14	➔	- ESP		2	24.3217-1731.3 020551	ALU
1.2 LPG	60	01/09→08/14						
1.6	91	12/08→						
 Bremsbackensatz								
1.1 CRDi	55	03/12→12/15	➔	→ 12/14; - ESP			03.0137-0524.2 650524	Ø 203 x 31 + HEB
1.2	63	03/12→12/15					03.0520-4917.3 694917	Ø 203 x 31 + RZ / + Zub TopKit
1.2	56 - 62	08/08→08/14	➔	- ESP			03.0137-0524.2 650524	Ø 203 x 31 + HEB
1.2 LPG	60	01/09→08/14					03.0520-4917.3 694917	Ø 203 x 31 + RZ / + Zub TopKit
1.6	91	12/08→						
 Bremsbackensatz, Feststellbremse								
1.1 CRDi	55	03/12→12/15	➔	→ 12/14; + ESP			03.0137-3026.2 653026	Ø 167 x 32 + HEB
1.2	63	03/12→12/15						
1.4	74	09/08→12/15						
1.2	56 - 62	08/08→08/14	➔	+ ESP			03.0137-3026.2 653026	Ø 167 x 32 + HEB
1.2 LPG	60	01/09→08/14						
1.4 LPG	75	12/08→12/12						
1.6	91 - 93	09/08→						
1.6 CRDi	85 - 94	09/08→12/12						
1.4 CRDi	55	09/08→12/12	➔	08/09→; + ESP			03.0137-3026.2 653026	Ø 167 x 32 + HEB
1.4 CRDi	66	08/08→12/15	➔	09/08→ 12/14; + ESP			03.0137-3026.2 653026	Ø 167 x 32 + HEB
Zubehörsatz, Feststellbremsbacken								
1.1 CRDi	55	03/12→12/15	➔	→ 12/14; + ESP			03.0137-9326.2 669326	
1.2	63	03/12→12/15	➔	- ESP			03.0137-9348.2 669348	
1.2	56 - 62	08/08→08/14	➔	+ ESP			03.0137-9326.2 669326	
1.2 LPG	60	01/09→08/14	➔	- ESP			03.0137-9348.2 669348	
1.6	91	12/08→						
1.4	74	09/08→12/15	➔	→ 12/14; + ESP			03.0137-9326.2 669326	
1.4 CRDi	55	09/08→12/12	➔	08/09→; + ESP			03.0137-9326.2 669326	
➔								













	kW			 	! #		
HYUNDAI - i20 I (PB, PBT) 08/08→							
Zubehörsatz, Feststellbremsbacken							
1.4 CRDi	66	08/08→12/15	➔	09/08→ 12/14; + ESP		03.0137-9326.2 669326	
1.4 LPG 1.6 1.6 CRDi	75 93 85 - 94	12/08→12/12 09/08→12/12 09/08→12/12	➔	+ ESP		03.0137-9326.2 669326	
HYUNDAI - i20 II (GB, IB) 11/14→							
 Radbremszylinder							
1.0 T-GDI 1.2 LPG 1.2 LPGI	74 - 88 55 61	01/16→ 01/19→ 11/14→	➔		2	24.3217-1731.3 020551	ALU
1.1 CRDi 1.2 1.4 1.4 CRDi	55 55 - 62 74 66	11/14→ 11/14→ 11/14→ 11/14→	➔	12/14→	2	24.3217-1731.3 020551	ALU
 Bremsbackensatz							
1.0 T-GDI 1.2 LPG 1.2 LPGI	74 - 88 55 61	01/16→ 01/19→ 11/14→	➔			03.0137-0524.2 650524 03.0520-5117.3 695117	∅ 203 x 31 + HEB ∅ 203 x 31 + RZ / + Zub TopKit
1.1 CRDi 1.2 1.4 1.4 CRDi	55 55 - 62 74 66	11/14→ 11/14→ 11/14→ 11/14→	➔	12/14→		03.0137-0524.2 650524 03.0520-5117.3 695117	∅ 203 x 31 + HEB ∅ 203 x 31 + RZ / + Zub TopKit
Zubehörsatz, Feststellbremsbacken							
1.0 T-GDI 1.1 CRDi 1.2	74 - 88 55 55 - 62	01/16→ 11/14→ 11/14→	➔			03.0137-9348.2 669348	
1.2 LPG 1.2 LPGI 1.4 1.4 CRDi	55 61 74 66	01/19→ 11/14→ 11/14→ 11/14→					
HYUNDAI - i20 II Coupe (GB) 03/15→							
 Radbremszylinder							
1.0 T-GDI 1.1 CRDi 1.2 1.4 1.4 CRDi	74 - 88 55 62 74 66	01/16→ 05/15→ 05/15→ 05/15→ 05/15→	➔		2	24.3217-1731.3 020551	ALU
 Bremsbackensatz							
1.0 T-GDI 1.1 CRDi 1.2 1.4 1.4 CRDi	74 - 88 55 62 74 66	01/16→ 05/15→ 05/15→ 05/15→ 05/15→	➔			03.0137-0524.2 650524 03.0520-5117.3 695117	∅ 203 x 31 + HEB ∅ 203 x 31 + RZ / + Zub TopKit
Zubehörsatz, Feststellbremsbacken							
1.0 T-GDI 1.1 CRDi 1.2 1.4 1.4 CRDi	74 - 88 55 62 74 66	01/16→ 05/15→ 05/15→ 05/15→ 05/15→	➔			03.0137-9348.2 669348	
HYUNDAI - i20 II Hatchback Van (GB, IB) 11/14→							
 Radbremszylinder							
1.0 T-GDi 1.1 CRDi 1.2 MPI	74 55 55 - 62	01/16→ 05/15→ 05/15→	➔			24.3217-1731.3 020551	ALU
1.4 CRDi 1.4 MPI	66 74	05/15→ 05/15→					
 Bremsbackensatz							
1.0 T-GDi 1.1 CRDi →	74 55	01/16→ 05/15→	➔			03.0137-0524.2 650524	∅ 203 x 31 + HEB












	kW					! #		
HYUNDAI - i20 II Hatchback Van (GB, IB) 11/14→								
 Bremsbackensatz								
1.2 MPI	55 - 62	05/15→	➔			03.0520-5117.3	695117	Ø 203 x 31 + RZ / + Zub TopKit
1.4 CRDi	66	05/15→						
1.4 MPI	74	05/15→						
Zubehörsatz, Feststellbremsbacken								
1.0 T-GDi	74	01/16→	➔			03.0137-9348.2	669348	
1.1 CRDi	55	05/15→						
1.2 MPI	55 - 62	05/15→						
1.4 CRDi	66	05/15→						
1.4 MPI	74	05/15→						
HYUNDAI - i20 III (BC3, B13) 08/20→								
Zubehörsatz, Feststellbremsbacken								
1.0 T-GDi	74	08/20→	➔			03.0137-9348.2	669348	
1.0 T-GDi hybrid 48V	74 - 88	08/20→						
1.2	62	08/20→						
HYUNDAI - i20 ACTIVE (IB, GB) 09/15→								
 Radbremszylinder								
1.0 T-GDi	88	09/15→	➔		2	24.3217-1731.3	020551	ALU
1.4	74	09/15→						
 Bremsbackensatz								
1.0 T-GDi	88	09/15→	➔			03.0137-0524.2	650524	Ø 203 x 31 + HEB
1.4	74	09/15→				03.0520-5117.3	695117	Ø 203 x 31 + RZ / + Zub TopKit
Zubehörsatz, Feststellbremsbacken								
1.0 T-GDi	88	09/15→	➔			03.0137-9348.2	669348	
1.4	74	09/15→						
HYUNDAI - i30 (FD) 10/07→05/12								
 Bremsbackensatz, Feststellbremse								
1.4	77 - 80	10/07→11/11	➔	→ 10/11		03.0137-3029.2	653029	Ø 167 x 26 - HEB
1.6	85 - 93	10/07→11/11						
1.6 CRDi	66 - 94	10/07→11/11						
2.0	105	10/07→11/11						
2.0 CRDi	103	10/07→11/11						
1.4 LPG	80	01/09→11/11	➔			03.0137-3029.2	653029	Ø 167 x 26 - HEB
1.6 CRDi VGT	81	10/07→11/11						
2.0 CRDi	100	10/07→11/11	➔	02/08→ 10/11		03.0137-3029.2	653029	Ø 167 x 26 - HEB
 Seilzug, Feststellbremse								
1.4	77 - 80	10/07→11/11		→ 10/11; Scheibenbremse; <input type="checkbox"/>		24.3727-3114.2	583114	L= 1.674
1.4 LPG	80	01/09→11/11		→ 10/11; Scheibenbremse; <input type="checkbox"/>		24.3727-3115.2	583115	L= 1.672
1.6	85 - 93	10/07→11/11						
1.6 CRDi	66 - 94	10/07→11/11						
2.0	105	10/07→11/11						
2.0 CRDi	103	10/07→11/11						
1.6 CRDi VGT	81	10/07→11/11		Scheibenbremse; <input type="checkbox"/>		24.3727-3114.2	583114	L= 1.674
				Scheibenbremse; <input type="checkbox"/>		24.3727-3115.2	583115	L= 1.672
2.0 CRDi	100	10/07→11/11		02/08→ 10/11; Scheibenbremse; <input type="checkbox"/>		24.3727-3114.2	583114	L= 1.674
				02/08→ 10/11; Scheibenbremse; <input type="checkbox"/>		24.3727-3115.2	583115	L= 1.672
HYUNDAI - i30 (GD) 06/11→								
 Seilzug, Feststellbremse								
1.4	73 - 74	12/11→12/16		- eFSB; Scheibenbremse; <input type="checkbox"/>		24.3727-3126.2	583126	L= 1.746
1.4 CRDi	66	12/11→12/16		- eFSB; Scheibenbremse; <input type="checkbox"/>		24.3727-3127.2	583127	L= 1.885
1.4 LPG	73	01/13→						
1.6	88 - 96	12/11→						
1.6 CRDi	94 - 100	11/11→12/16						
1.6 GDI	99	12/11→12/16						
1.6 T-GDi	137	01/15→						
→								












	kw			 	! #		
HYUNDAI - i30 (GD) 06/11→							
 Seilzug, Feststellbremse							
1.8	110	01/12→		- eFSB; Scheibenbremse; <input type="checkbox"/>		24.3727-3126.2 583126	L= 1.746
				- eFSB; Scheibenbremse; <input type="checkbox"/>		24.3727-3127.2 583127	L= 1.885
1.6 CRDi	81	12/11→12/16		06/12→; - eFSB; Scheibenbremse; <input type="checkbox"/>		24.3727-3126.2 583126	L= 1.746
				06/12→; - eFSB; Scheibenbremse; <input type="checkbox"/>		24.3727-3127.2 583127	L= 1.885
HYUNDAI - i30 Coupe 05/13→							
 Seilzug, Feststellbremse							
1.4	73 - 74	05/13→		- eFSB; Scheibenbremse; <input type="checkbox"/>		24.3727-3126.2 583126	L= 1.746
1.6 CRDi	81 - 100	12/14→		- eFSB; Scheibenbremse; <input type="checkbox"/>		24.3727-3127.2 583127	L= 1.885
1.6 GDI	99	05/13→					
1.6 T-GDI	137	01/15→					
1.4 CRDi	66	05/13→		- eFSB; <input type="checkbox"/>		24.3727-3126.2 583126	L= 1.746
1.6 CRDi	94	05/13→		- eFSB; <input type="checkbox"/>		24.3727-3127.2 583127	L= 1.885
1.6 MPI	88 - 96	06/14→					
HYUNDAI - i30 Hatchback Van (GDE) 06/12→							
 Seilzug, Feststellbremse							
1.4 MPI	74	05/15→		- eFSB; Scheibenbremse; <input type="checkbox"/>		24.3727-3126.2 583126	L= 1.746
1.6 CRDi	81	05/15→		- eFSB; Scheibenbremse; <input type="checkbox"/>		24.3727-3127.2 583127	L= 1.885
1.6 GDI	99	05/15→					
HYUNDAI - i30 Kombi (FD) 10/07→06/12							
 Bremsbackensatz, Feststellbremse							
1.4	77	10/07→06/12	➡	02/08→		03.0137-3029.2 653029	Ø 167 x 26 - HEB
1.4	80	11/09→06/12	➡			03.0137-3029.2 653029	Ø 167 x 26 - HEB
1.4 LPG	80	11/09→06/12					
1.6	85 - 93	02/08→06/12					
1.6 CRDi	66 - 94	02/08→06/12					
2.0	105	02/08→06/12					
2.0 CRDi	103	02/08→06/12					
2.0 CRDi	100	10/08→06/12	➡	01/10→		03.0137-3029.2 653029	Ø 167 x 26 - HEB
 Seilzug, Feststellbremse							
1.4	77	10/07→06/12		02/08→; Scheibenbremse; <input type="checkbox"/>		24.3727-3116.2 583116	L= 1.715
				02/08→; Scheibenbremse; <input type="checkbox"/>		24.3727-3117.2 583117	L= 1.705
1.4	80	11/09→06/12		Scheibenbremse; <input type="checkbox"/>		24.3727-3116.2 583116	L= 1.715
1.4 LPG	80	11/09→06/12		Scheibenbremse; <input type="checkbox"/>		24.3727-3117.2 583117	L= 1.705
1.6	85 - 93	02/08→06/12		Scheibenbremse; <input type="checkbox"/>			
1.6 CRDi	66 - 94	02/08→06/12					
2.0	105	02/08→06/12					
2.0 CRDi	103	02/08→06/12					
2.0 CRDi	100	10/08→06/12		01/10→; Scheibenbremse; <input type="checkbox"/>		24.3727-3116.2 583116	L= 1.715
				01/10→; Scheibenbremse; <input type="checkbox"/>		24.3727-3117.2 583117	L= 1.705
HYUNDAI - i30 Kombi (GD) 06/12→							
 Bremsbackensatz, Feststellbremse							
1.6	88	06/12→	➡	→ 06/12		03.0137-3029.2 653029	Ø 167 x 26 - HEB
 Seilzug, Feststellbremse							
1.4	73 - 74	06/12→		- eFSB; Scheibenbremse; <input type="checkbox"/>		24.3727-3126.2 583126	L= 1.746
1.4 CRDi	66	06/12→		- eFSB; Scheibenbremse; <input type="checkbox"/>		24.3727-3127.2 583127	L= 1.885
1.6	95	06/12→12/15					
1.6 CRDi	81 - 100	06/12→					
1.6 GDI	99	06/12→					
1.6	88	06/12→		→ 06/12; Scheibenbremse; <input type="checkbox"/>		24.3727-3116.2 583116	L= 1.715
				→ 06/12; Scheibenbremse; <input type="checkbox"/>		24.3727-3117.2 583117	L= 1.705
				- eFSB; Scheibenbremse; <input type="checkbox"/>		24.3727-3126.2 583126	L= 1.746
				- eFSB; Scheibenbremse; <input type="checkbox"/>		24.3727-3127.2 583127	L= 1.885












	kw					! #		
HYUNDAI - i30 Kombi Van (GDE, GD) 06/12→								
 Seilzug, Feststellbremse								
1.4 MPI	74	05/15→		- eFSB; Scheibenbremse; <input type="checkbox"/>		24.3727-3126.2	583126	L= 1.746
				- eFSB; Scheibenbremse; <input type="checkbox"/>		24.3727-3127.2	583127	L= 1.885
1.6 CRDI	81	05/15→		- eFSB; <input type="checkbox"/>		24.3727-3126.2	583126	L= 1.746
1.6 GDI	99	05/15→		- eFSB; <input type="checkbox"/>		24.3727-3127.2	583127	L= 1.885
HYUNDAI - ix20 (JC) 11/10→07/19								
 Seilzug, Feststellbremse								
1.4	66	11/10→07/19		Scheibenbremse; <input type="checkbox"/>		24.3727-3128.2	583128	L= 1.838
1.4 CRDi	57 - 66	11/10→07/19		Scheibenbremse; <input type="checkbox"/>		24.3727-3129.2	583129	L= 1.855
1.4 LPG	66	11/10→07/19						
1.6	92	11/10→07/19						
1.6 CRDI	85 - 94	06/11→07/19						
1.6 LPG	92	11/10→07/19						
1.4	74	11/10→07/19		<input type="checkbox"/>		24.3727-3128.2	583128	L= 1.838
				<input type="checkbox"/>		24.3727-3129.2	583129	L= 1.855
HYUNDAI - ix35 (LM, EL, ELH) 08/09→								
 Bremsbackensatz, Feststellbremse								
1.6	99	11/10→	➔	→ 12/15		03.0137-3029.2	653029	Ø 167 x 26 - HEB
1.7 CRDi	85	11/10→						
2.0 CRDi	130 - 135	01/12→						
2.0 GDi	122	08/13→						
2.0	113 - 122	01/10→	➔			03.0137-3029.2	653029	Ø 167 x 26 - HEB
2.0 4WD	113	09/14→12/15						
2.0 CVVT	110	08/09→12/15						
2.0 CVVT 4WD	110	08/13→12/15						
2.0 CVVT AWD	110	08/09→07/13						
2.0	120	01/10→07/13	➔	04/10→		03.0137-3029.2	653029	Ø 167 x 26 - HEB
2.0 4WD	116	09/14→06/15	➔			03.0137-3030.2	653030	Ø 189 x 40 + HEB
2.0 GDi 4WD	122	08/13→12/15						
2.4 4WD	129 - 130	01/10→						
2.4 DCVVT-I 4WD	128	07/10→12/13						
2.0 4WD	120	01/10→	➔	04/10→ 07/13		03.0137-3030.2	653030	Ø 189 x 40 + HEB
2.0 CRDi	100	01/10→	➔	04/10→ 12/15		03.0137-3029.2	653029	Ø 167 x 26 - HEB
2.0 CRDi 4WD	100 - 135	01/10→	➔	04/10→ 12/15		03.0137-3030.2	653030	Ø 189 x 40 + HEB
2.0 CRDi 4WD	130	01/11→	➔	01/12→ 12/15		03.0137-3030.2	653030	Ø 189 x 40 + HEB
2.0 CRDi 4WD	132	01/10→06/15	➔	04/10→		03.0137-3030.2	653030	Ø 189 x 40 + HEB
2.0 CVVT 4WD	122	08/09→	➔	→ 07/13		03.0137-3029.2	653029	Ø 167 x 26 - HEB
Zubehörsatz, Feststellbremsbacken								
1.6	99	11/10→	➔	→ 12/15		03.0137-9325.2	669325	
1.7 CRDi	85	11/10→						
2.0 CRDi	130 - 135	01/12→						
2.0 GDi	122	08/13→						
2.0	113 - 122	01/10→	➔			03.0137-9325.2	669325	
2.0 4WD	113	09/14→12/15						
2.0 CVVT	110	08/09→12/15						
2.0 CVVT 4WD	110	08/13→12/15						
2.0 CVVT AWD	110	08/09→07/13						
FCEV	53	10/12→						
Fuel Cell	100	09/14→						
2.0	120	01/10→07/13	➔	04/10→		03.0137-9325.2	669325	
2.0 4WD	116	09/14→06/15	➔			03.0137-9333.2	669333	
2.0 GDi 4WD	122	08/13→12/15						
2.4 4WD	129 - 130	01/10→						
2.4 DCVVT-I 4WD	128	07/10→12/13						
2.0 4WD	120	01/10→	➔	04/10→ 07/13		03.0137-9333.2	669333	
2.0 CRDi	100	01/10→	➔	04/10→ 12/15		03.0137-9325.2	669325	
2.0 CRDi 4WD	100 - 135	01/10→	➔	04/10→ 12/15		03.0137-9333.2	669333	
2.0 CRDi 4WD	130	01/11→	➔	01/12→ 12/15		03.0137-9333.2	669333	
2.0 CRDi 4WD	132	01/10→06/15	➔	04/10→		03.0137-9333.2	669333	
2.0 CVVT 4WD	122	08/09→	➔	→ 07/13		03.0137-9325.2	669325	















	kw					! #		
HYUNDAI - ix35 Van 08/09→12/15								
 Bremsbackensatz, Feststellbremse								
CRDi GDi	85 99	09/10→12/15 05/15→12/15	➔				03.0137-3029.2 653029	Ø 167 x 26 - HEB
CRDi	100	08/09→12/15	➔	04/10→			03.0137-3029.2 653029	Ø 167 x 26 - HEB
CRDi 4WD	100	08/09→12/15	➔	04/10→			03.0137-3030.2 653030	Ø 189 x 40 + HEB
Zubehörsatz, Feststellbremsbacken								
CRDi GDi	85 99	09/10→12/15 05/15→12/15	➔				03.0137-9325.2 669325	
CRDi	100	08/09→12/15	➔	04/10→			03.0137-9325.2 669325	
CRDi 4WD	100	08/09→12/15	➔	04/10→			03.0137-9333.2 669333	
HYUNDAI - ix55 09/06→								
 Bremsbackensatz, Feststellbremse								
3.0 V6 CRDi 3.0 V6 CRDi 4WD	176 - 187 176 - 188	01/08→11/12 09/08→	➔				03.0137-3031.2 653031	Ø 209 x 40 - HEB
3.8 V6 3.8 V6 4WD	194 194 - 199	01/11→ 01/08→	➔	→ 12/12			03.0137-3031.2 653031	Ø 209 x 40 - HEB
3.8 V6 4WD	191	01/07→	➔	01/08→ 12/12			03.0137-3031.2 653031	Ø 209 x 40 - HEB
HYUNDAI - LANTRA II (J-2) 06/95→12/00								
Zubehörsatz, Bremsbacken								
1.5 12V 1.6 16V	65 84 - 87	12/96→09/00 06/95→09/00	➔	→ 05/00			03.0137-9270.2 669270	
1.6 i 1.9 D 2.0 16V	66 50 102	11/95→09/00 03/98→09/00 08/96→09/00						
2.0	100	04/97→05/00	➔				03.0137-9270.2 669270	
 Bremsbackensatz								
1.5 12V 1.6 16V	65 84 - 87	12/96→09/00 06/95→09/00	➔	→ 05/00; - ABS			03.0137-0369.2 650369	Ø 203 x 39 + HEB
1.6 i 1.9 D 2.0 16V	66 50 102	11/95→09/00 03/98→09/00 08/96→09/00						
2.0	100	04/97→05/00	➔	- ABS			03.0137-0369.2 650369	Ø 203 x 39 + HEB
 Seilzug, Feststellbremse								
1.5 12V	65	12/96→09/00		→ 05/00; + ABS; Scheibenbremse; <input type="checkbox"/>			24.3727-3106.2 583106	L= 1.428
				→ 05/00; + ABS; Scheibenbremse; <input type="checkbox"/>			24.3727-3107.2 583107	L= 1.436
1.6 16V	84 - 87	06/95→09/00		→ 05/00; Scheibenbremse; <input type="checkbox"/>			24.3727-3106.2 583106	L= 1.428
1.6 i 1.8 16V 2.0 16V	66 94 102	11/95→09/00 11/95→09/00 08/96→09/00		→ 05/00; Scheibenbremse; <input type="checkbox"/>			24.3727-3107.2 583107	L= 1.436
1.9 D 2.0	50 100	03/98→09/00 04/97→05/00		Scheibenbremse; <input type="checkbox"/>			24.3727-3106.2 583106	L= 1.428
				Scheibenbremse; <input type="checkbox"/>			24.3727-3107.2 583107	L= 1.436
HYUNDAI - LANTRA II Kombi (J-2) 06/95→10/00								
Zubehörsatz, Bremsbacken								
1.5 12V 1.6 16V 1.6 i 1.9 D 2.0 16V	65 84 66 50 102	04/97→10/00 02/96→10/00 02/96→10/00 03/98→10/00 11/95→10/00	➔	→ 05/00			03.0137-9270.2 669270	
1.6 16V 2.0	87 100	06/98→05/00 04/97→05/00	➔				03.0137-9270.2 669270	
 Bremsbackensatz								
1.5 12V 1.6 16V	65 84	04/97→10/00 02/96→10/00	➔	→ 05/00; - ABS			03.0137-0369.2 650369	Ø 203 x 39 + HEB
1.6 i 1.9 D 2.0 16V	66 50 102	02/96→10/00 03/98→10/00 11/95→10/00						
1.6 16V 2.0 →	87 100	06/98→05/00 04/97→05/00	➔	- ABS			03.0137-0369.2 650369	Ø 203 x 39 + HEB














	kw					! #		
HYUNDAI - LANTRA II Kombi (J-2) 06/95→10/00								
 Seilzug, Feststellbremse								
1.5 12V	65	04/97→10/00			→ 05/00; + ABS; Scheibenbremse; <input type="checkbox"/>		24.3727-3106.2 583106	L= 1.428
					→ 05/00; + ABS; Scheibenbremse; <input type="checkbox"/>		24.3727-3107.2 583107	L= 1.436
1.6 16V	84	02/96→10/00			→ 05/00; Scheibenbremse; <input type="checkbox"/>		24.3727-3106.2 583106	L= 1.428
1.6 i	66	02/96→10/00						
1.8 16V	94	02/96→10/00			→ 05/00; Scheibenbremse; <input type="checkbox"/>		24.3727-3107.2 583107	L= 1.436
2.0 16V	102	11/95→10/00						
1.6 16V	87	06/98→05/00			Scheibenbremse; <input type="checkbox"/>		24.3727-3106.2 583106	L= 1.428
2.0	100	04/97→05/00			Scheibenbremse; <input type="checkbox"/>		24.3727-3107.2 583107	L= 1.436
1.9 D	50	03/98→10/00			→ 09/00; Scheibenbremse; <input type="checkbox"/>		24.3727-3106.2 583106	L= 1.428
					→ 09/00; Scheibenbremse; <input type="checkbox"/>		24.3727-3107.2 583107	L= 1.436
HYUNDAI - MATRIX (FC) 06/01→08/10								
 Radbremszylinder								
1.5 CRDi	60 - 75	10/01→08/10	➔			2	24.3219-1743.3 020485	ALU
1.5 CRDi VGT	81	08/05→08/10						
1.6	66 - 76	06/01→08/10						
Zubehörsatz, Bremsbacken								
1.5 CRDi	60 - 75	10/01→08/10	➔				03.0137-9270.2 669270	
1.5 CRDi VGT	81	08/05→08/10						
1.6	66 - 76	06/01→08/10						
 Bremsbackensatz								
1.5 CRDi	60 - 75	10/01→08/10	➔				03.0137-0437.2 650437	Ø 203 x 38 + HEB
1.5 CRDi VGT	81	08/05→08/10						
1.6	66 - 76	06/01→08/10						
 Bremsbackensatz, Feststellbremse								
1.5 CRDi	60 - 75	10/01→08/10	➔				03.0137-3025.2 653025	Ø 170 x 27 - HEB
1.5 CRDi VGT	81	08/05→08/10						
1.6	66 - 76	06/01→08/10						
1.8	90	06/01→08/10						
Zubehörsatz, Feststellbremsbacken								
1.5 CRDi	60 - 75	10/01→08/10	➔				03.0137-9334.2 669334	
1.5 CRDi VGT	81	08/05→08/10						
1.6	66 - 76	06/01→08/10						
1.8	90	06/01→08/10						
HYUNDAI - SANTA FÉ I (SM) 11/00→03/06								
 Bremsbackensatz, Feststellbremse								
2.0	99	08/01→03/06	➔		→ 02/06; + ABS		03.0137-3004.2 653004	Ø 190 x 40 + HEB
2.0 CRDi	83	08/01→03/06						
2.0 CRDi 4x4	83 - 92	04/01→03/06						
2.4 16V	100 - 107	02/01→03/06						
2.4 16V 4x4	100 - 107	02/01→03/06						
2.7 V6 4x4	127	02/01→03/06						
2.0 CRDi All-wheel Drive	107	11/03→02/06	➔		+ ABS		03.0137-3004.2 653004	Ø 190 x 40 + HEB
2.7 4x4	129	09/02→12/04						
2.7 4x4	132	11/00→03/06	➔		02/01→ 02/06; + ABS		03.0137-3004.2 653004	Ø 190 x 40 + HEB
Zubehörsatz, Feststellbremsbacken								
2.0	99	08/01→03/06	➔		+ ABS		03.0137-9330.2 669330	
2.0 CRDi	83	08/01→03/06						
2.0 CRDi 4x4	83 - 92	04/01→03/06						
2.0 CRDi All-wheel Drive	107	11/03→02/06						
2.4 16V	100 - 107	02/01→03/06						
2.4 16V 4x4	100 - 107	02/01→03/06						
2.7 4x4	129 - 132	11/00→03/06						
→								














	kw					! #		
HYUNDAI - SANTA FÉ I (SM) 11/00→03/06								
Zubehörsatz, Feststellbremsbacken								
2.7 V6 4x4	127	02/01→03/06	➡	+ ABS			03.0137-9330.2 669330	
 Seilzug, Feststellbremse								
2.0	99	08/01→03/06		→ 02/06; + ABS; Scheibenbremse; <input type="checkbox"/>			24.3727-3108.2 583108	L= 1.775
2.0 CRDi	83	08/01→03/06						
2.0 CRDi 4x4	83 - 92	04/01→03/06		→ 02/06; + ABS; Scheibenbremse; <input type="checkbox"/>			24.3727-3109.2 583109	L= 1.741
2.4 16V	100 - 107	02/01→03/06						
2.4 16V 4x4	100 - 107	02/01→03/06						
2.7 V6 4x4	127	02/01→03/06						
2.0 CRDi All-wheel Drive	107	11/03→02/06		+ ABS; Scheibenbremse; <input type="checkbox"/>			24.3727-3108.2 583108	L= 1.775
2.7 4x4	129	09/02→12/04		+ ABS; Scheibenbremse; <input type="checkbox"/>			24.3727-3109.2 583109	L= 1.741
2.7 4x4	132	11/00→03/06		02/01→ 02/06; + ABS; Scheibenbremse; <input type="checkbox"/>			24.3727-3108.2 583108	L= 1.775
				02/01→ 02/06; + ABS; Scheibenbremse; <input type="checkbox"/>			24.3727-3109.2 583109	L= 1.741
HYUNDAI - SANTA FÉ I Kasten/SUV (SM) 08/00→03/06								
 Bremsbackensatz, Feststellbremse								
2.4 4x4 CRDi	107	08/00→12/05	➡	+ ABS			03.0137-3004.2 653004	Ø 190 x 40 + HEB
CRDi 4x4	83	08/01→07/03						
CRDi 4x4	83	04/01→12/05						
CRDi 4x4	92	08/03→03/06	➡	→ 02/06; + ABS			03.0137-3004.2 653004	Ø 190 x 40 + HEB
Zubehörsatz, Feststellbremsbacken								
2.4 4x4 CRDi	107	08/00→12/05	➡	+ ABS			03.0137-9330.2 669330	
CRDi 4x4	83	08/01→07/03						
CRDi 4x4	83 - 92	04/01→03/06						
 Seilzug, Feststellbremse								
2.4 4x4 CRDi	107	08/00→12/05		+ ABS; Scheibenbremse; <input type="checkbox"/>			24.3727-3108.2 583108	L= 1.775
CRDi 4x4	83	08/01→07/03						
CRDi 4x4	83	04/01→12/05		+ ABS; Scheibenbremse; <input type="checkbox"/>			24.3727-3109.2 583109	L= 1.741
CRDi 4x4	92	08/03→03/06		→ 02/06; + ABS; Scheibenbremse; <input type="checkbox"/>			24.3727-3108.2 583108	L= 1.775
				→ 02/06; + ABS; Scheibenbremse; <input type="checkbox"/>			24.3727-3109.2 583109	L= 1.741
HYUNDAI - SANTA FÉ II (CM) 01/05→03/15								
 Bremsbackensatz, Feststellbremse								
2.0 CRDi	110	12/10→12/12	➡	→ 08/12			03.0137-3052.2 653052	Ø 189 x 27 - HEB
2.0 CRDi 4x4	85 - 135	03/06→12/12	➡	10/09→ 11/10			03.0137-3027.2 653027	Ø 189 x 26 - HEB
2.2 CRDi	102 - 147	03/06→12/12	➡	→ 09/09			03.0137-3032.2 653032	Ø 189 x 31 - HEB
2.2 CRDi 4x4	102 - 147	03/06→12/12	➡	12/10→			03.0137-3052.2 653052	Ø 189 x 27 - HEB
2.7	125	03/06→12/12						
2.7 4x4	125 - 147	03/06→12/12						
2.0 CRDi 4x4	110	12/10→12/12	➡				03.0137-3052.2 653052	Ø 189 x 27 - HEB
3.5 4x4	203 - 210	07/10→12/12						
2.2 CRDi	114	03/06→12/09	➡				03.0137-3032.2 653032	Ø 189 x 31 - HEB
2.2 CRDi 4x4	114	03/06→12/09						
2.2 CRDi GLS	110	03/06→12/09						
2.2 CRDi GLS 4x4	110	03/06→12/09						
2.7 V6 GLS	139	03/06→12/09						
2.7 V6 GLS 4x4	139	03/06→12/09						
2.4	128	11/10→12/12	➡	→ 11/10			03.0137-3027.2 653027	Ø 189 x 26 - HEB
2.4 4x4	128	07/10→12/12	➡	12/10→			03.0137-3052.2 653052	Ø 189 x 27 - HEB
Zubehörsatz, Feststellbremsbacken								
2.0 CRDi	110	12/10→12/12	➡	→ 08/12			03.0137-9329.2 669329	
2.0 CRDi 4x4	85 - 135	03/06→12/12	➡				03.0137-9329.2 669329	
2.2 CRDi	114 - 147	03/06→12/10						
2.2 CRDi 4x4	114 - 147	03/06→12/12						
2.2 CRDi GLS	110	03/06→12/09						
2.2 CRDi GLS 4x4	110	03/06→12/09						
2.7 V6 GLS	139	03/06→12/09						
➔								














	kw			 	! #		
HYUNDAI - SANTA FÉ II (CM) 01/05→03/15							
Zubehörsatz, Feststellbremsbacken							
2.7 V6 GLS 4x4 3.5 4x4	139 203 - 210	03/06→12/09 07/10→12/12	➡			03.0137-9329.2 669329	
2.2 CRDi 2.2 CRDi 4x4	102 102	03/06→12/12 03/06→12/12	➡	→ 08/07		03.0137-9329.2 669329	
2.2 CRDi 2.2 CRDi 4x4	145 145	01/09→12/12 01/09→12/12	➡	10/09→ 11/10		03.0137-9329.2 669329	
			➡	→ 09/09		03.0137-9329.2 669329	
2.4 2.4 4x4	128 128	11/10→12/12 07/10→12/12	➡	→ 11/10		03.0137-9329.2 669329	
			➡	12/10→		03.0137-9329.2 669329	
2.7 2.7 4x4	125 125	03/06→12/12 03/06→12/12	➡	→ 12/11		03.0137-9329.2 669329	
2.7 4x4	147	01/07→12/12	➡	→ 09/11		03.0137-9329.2 669329	
 Seilzug, Feststellbremse							
2.0 CRDi 2.0 CRDi 4x4	110 85 - 135	12/10→12/12 03/06→12/12		Automatikgetriebe; Scheibenbremse; <input type="checkbox"/>		24.3727-3132.2 583132	L= 1.957
	145	01/09→12/12		Automatikgetriebe; Scheibenbremse; <input type="checkbox"/>		24.3727-3133.2 583133	L= 1.675
2.2 CRDi 2.2 CRDi 4x4	145 145	01/09→12/12 01/09→12/12					
2.4 2.4 4x4	128 128	11/10→12/12 07/10→12/12					
2.2 CRDi 2.2 CRDi 4x4	102 - 114	03/06→12/12 03/06→12/12		Automatikgetriebe; Scheibenbremse; <input type="checkbox"/>		24.3727-3132.2 583132	L= 1.957
	102 - 114	03/06→12/12 03/06→12/12					
2.2 CRDi GLS 2.2 CRDi GLS 4x4	110 110	03/06→12/09 03/06→12/09					
2.7 2.7 4x4	125 125 - 147	03/06→12/12 03/06→12/12					
2.7 V6 GLS 2.7 V6 GLS 4x4	139 139	03/06→12/09 03/06→12/09					
2.2 CRDi 2.2 CRDi 4x4	147 147	01/09→12/10 01/09→12/12		Scheibenbremse; <input type="checkbox"/>		24.3727-3132.2 583132	L= 1.957
				Scheibenbremse; <input type="checkbox"/>		24.3727-3133.2 583133	L= 1.675
3.5 4x4	203 - 210	07/10→12/12		<input type="checkbox"/>		24.3727-3133.2 583133	L= 1.675
HYUNDAI - SANTA FÉ II Kasten/SUV (CM) 10/05→03/15							
 Bremsbackensatz, Feststellbremse							
CRDi CRDi 4x4	114 110 - 114	09/06→12/11 11/05→12/11	➡			03.0137-3032.2 653032	Ø 189 x 31 - HEB
CRDi CRDi 4x4	145 145	01/09→05/13 01/09→05/13	➡	10/09→ 11/10		03.0137-3027.2 653027	Ø 189 x 26 - HEB
			➡	→ 09/09		03.0137-3032.2 653032	Ø 189 x 31 - HEB
			➡	12/10→		03.0137-3052.2 653052	Ø 189 x 27 - HEB
Zubehörsatz, Feststellbremsbacken							
CRDi CRDi 4x4	114 110 - 114	09/06→12/11 11/05→12/11	➡			03.0137-9329.2 669329	
CRDi CRDi 4x4	145 145	01/09→05/13 01/09→05/13	➡	10/09→ 11/10		03.0137-9329.2 669329	
			➡	→ 09/09		03.0137-9329.2 669329	
 Seilzug, Feststellbremse							
CRDi CRDi 4x4	114 110 - 114	09/06→12/11 11/05→12/11		Automatikgetriebe; Scheibenbremse; <input type="checkbox"/>		24.3727-3132.2 583132	L= 1.957
CRDi CRDi 4x4	145 145	01/09→05/13 01/09→05/13		Automatikgetriebe; Scheibenbremse; <input type="checkbox"/>		24.3727-3132.2 583132	L= 1.957
				Automatikgetriebe; Scheibenbremse; <input type="checkbox"/>		24.3727-3133.2 583133	L= 1.675
HYUNDAI - SANTA FÉ III (DM, DMA) 09/12→							
 Bremsbackensatz, Feststellbremse							
2.0 CRDi 2.0 CRDi 4WD	110 - 136 110 - 136	09/12→ 09/12→	➡			03.0137-3048.2 653048	Ø 189 x 27 - HEB
2.2 CRDi 2.2 CRDi 4WD	145 - 147 145 - 149	09/12→ 09/12→					
2.2 CRDi AWD 2.4 →	142 141	07/18→ 09/12→12/15					




















	kw			 	! #		
HYUNDAI - SANTA FÉ III (DM, DMA) 09/12→							
 Bremsbackensatz, Feststellbremse							
2.4 4WD 2.4 CCVT	141 126 - 129	09/12→ 09/12→	➔			03.0137-3048.2 653048	Ø 189 x 27 - HEB
2.4 CCVT AWD	126 - 129	09/12→					
2.4 GDI 2.4 GDI 4WD	138 138	05/15→ 05/15→					
3.0 GDi 4WD	194	01/13→					
3.3 3.3 4WD	199 199	03/14→ 03/14→					
Zubehörsatz, Feststellbremsbacken							
2.0 CRDi 2.0 CRDi 4WD	110 - 136 110 - 136	09/12→ 09/12→	➔			03.0137-9329.2 669329	
2.2 CRDi 2.2 CRDi 4WD	145 - 147 145 - 149	09/12→ 09/12→					
2.2 CRDi AWD 2.4 2.4 4WD 2.4 CCVT	142 141 141 126 - 129	07/18→ 09/12→12/15 09/12→ 09/12→					
2.4 CCVT AWD 2.4 GDI 2.4 GDI 4WD 3.0 GDi 4WD 3.3 3.3 4WD	129 138 138 194 199 199	09/12→ 05/15→ 05/15→ 01/13→ 03/14→ 03/14→					
 Seilzug, Feststellbremse							
2.0 CRDi 2.0 CRDi 4WD	110 110	09/12→ 09/12→		Schaltgetriebe; - eFSB; Scheibenbremse; <input type="checkbox"/>	24.3727-3134.2 583134	L= 1.834	
2.2 CRDi 2.2 CRDi 4WD	145 145 - 149	09/12→12/15 09/12→		Automatikgetriebe; - eFSB; Scheibenbremse; <input type="checkbox"/>	24.3727-3135.2 583135	L= 1.825	
2.4 2.4 4WD 2.4 CCVT AWD	141 141 126 - 129	09/12→12/15 09/12→ 09/12→		Automatikgetriebe; - eFSB; Scheibenbremse; <input type="checkbox"/>	24.3727-3136.2 583136	L= 2.095	
2.0 CRDi	136	05/15→		Schaltgetriebe; - eFSB; Scheibenbremse; <input type="checkbox"/>	24.3727-3139.2 583139	L= 1.960	
				<input type="checkbox"/>	24.3727-3135.2 583135	L= 1.825	
				<input type="checkbox"/>	24.3727-3136.2 583136	L= 2.095	
2.2 CRDi 2.2 CRDi AWD 2.4 CCVT 2.4 GDI	147 142 126 138	10/15→ 07/18→ 07/18→ 05/15→		Schaltgetriebe; - eFSB; Scheibenbremse; <input type="checkbox"/>	24.3727-3134.2 583134	L= 1.834	
				Schaltgetriebe; - eFSB; Scheibenbremse; <input type="checkbox"/>	24.3727-3139.2 583139	L= 1.960	
2.4 CCVT	129	09/12→		Schaltgetriebe; - eFSB; Scheibenbremse; <input type="checkbox"/>	24.3727-3134.2 583134	L= 1.834	
				- eFSB; Scheibenbremse; <input type="checkbox"/>	24.3727-3135.2 583135	L= 1.825	
				- eFSB; Scheibenbremse; <input type="checkbox"/>	24.3727-3136.2 583136	L= 2.095	
				Schaltgetriebe; - eFSB; Scheibenbremse; <input type="checkbox"/>	24.3727-3139.2 583139	L= 1.960	
2.4 GDI 4WD	138	05/15→		- eFSB; Scheibenbremse; <input type="checkbox"/>	24.3727-3134.2 583134	L= 1.834	
				- eFSB; Scheibenbremse; <input type="checkbox"/>	24.3727-3139.2 583139	L= 1.960	
HYUNDAI - SANTA FÉ III Kasten/SUV (DM) 09/12→							
 Bremsbackensatz, Feststellbremse							
CRDi 4x4	145	05/15→	➔			03.0137-3048.2 653048	Ø 189 x 27 - HEB
Zubehörsatz, Feststellbremsbacken							
CRDi 4x4	145	05/15→	➔			03.0137-9329.2 669329	
 Seilzug, Feststellbremse							
CRDi 4x4	145	05/15→		Schaltgetriebe; - eFSB; Scheibenbremse; <input type="checkbox"/>	24.3727-3134.2 583134	L= 1.834	
				Automatikgetriebe; - eFSB; Scheibenbremse; <input type="checkbox"/>	24.3727-3135.2 583135	L= 1.825	
				Automatikgetriebe; - eFSB; Scheibenbremse; <input type="checkbox"/>	24.3727-3136.2 583136	L= 2.095	
				Schaltgetriebe; - eFSB; Scheibenbremse; <input type="checkbox"/>	24.3727-3139.2 583139	L= 1.960	












	kW					! #		
HYUNDAI - SOLARIS Stufenheck (HCR) 01/17→								
 Radbremszylinder								
1.4 1.6	74 89 - 90	01/17→ 01/17→	➔			2	24.3217-1731.3 020551	ALU
 Bremsbackensatz								
1.6	90	01/17→	➔				03.0137-0524.2 650524	Ø 203 x 31 + HEB
Zubehörsatz, Feststellbremsbacken								
1.4 1.6	74 89 - 90	01/17→ 01/17→	➔				03.0137-9348.2 669348	
HYUNDAI - SONATA IV (EF) 03/98→12/05								
 Bremsbackensatz, Feststellbremse								
2.0 16V 2.7 V6 2.7 i V6	96 - 106 127 - 129 132	10/01→11/04 10/01→11/04 10/01→05/05	➔	+ ABS → 12/04; + ABS			03.0137-3024.2 653024	Ø 170 x 32 + HEB
HYUNDAI - SONATA V (NF) 08/04→11/14								
 Bremsbackensatz, Feststellbremse								
2.0 CRDi 2.0 GLSi 2.0 VVTi GLS 2.4 3.3	100 - 110 119 106 - 121 119 - 128 171 - 186	02/06→12/10 07/08→12/10 05/05→12/10 01/05→12/10 01/05→12/10	➔				03.0137-3025.2 653025	Ø 170 x 27 - HEB
Zubehörsatz, Feststellbremsbacken								
2.0 CRDi 2.0 GLSi 2.0 VVTi GLS 2.4 3.3	100 - 110 119 106 - 121 119 - 128 171 - 186	02/06→12/10 07/08→12/10 05/05→12/10 01/05→12/10 01/05→12/10	➔				03.0137-9334.2 669334	
HYUNDAI - TERRACAN (HP) 06/01→03/08								
 Bremsbackensatz, Feststellbremse								
2.5 TD 4WD 2.9 CRDi 4WD 2.9 CRDi 4WD	74 120 110	12/01→12/06 11/03→12/06 11/01→12/06	➔				03.0137-3014.2 653014	Ø 190 x 40 - HEB
			➔	→ 07/03			03.0137-3014.2 653014	Ø 190 x 40 - HEB
HYUNDAI - TERRACAN (HP) 02/01→03/08								
 Bremsbackensatz, Feststellbremse								
2.5 D 2.5 TD 2.9 CRDi 2.9 CRDi 4WD 3.5 i V6 4WD 2.9 CRDi 4WD	59 - 74 74 110 120 143 - 147 110	06/01→10/03 12/01→12/06 11/01→07/03 11/03→12/06 12/01→12/06 12/01→12/06	➔				03.0137-3014.2 653014	Ø 190 x 40 - HEB
			➔	→ 07/03			03.0137-3014.2 653014	Ø 190 x 40 - HEB
HYUNDAI - TUCSON (JM) 06/04→								
 Bremsbackensatz, Feststellbremse								
2.0 2.0 CRDi 2.0 LPG 2.7 2.0 All-wheel Drive 2.0 CRDi All-wheel Drive 2.0 LPG All-wheel Drive 2.7 All-wheel Drive →	104 - 116 83 - 110 104 129 104 - 105 83 - 110 104 129	08/04→ 08/04→03/10 06/04→03/10 08/04→12/09 08/04→11/10 08/04→03/10 06/09→03/10 08/04→11/10	➔				03.0137-3016.2 653016	Ø 167 x 27 - HEB
			➔				03.0137-3004.2 653004	Ø 190 x 40 + HEB

	kW			 	! #		
HYUNDAI - TUCSON (JM) 06/04→							
Zubehörsatz, Feststellbremsbacken							
2.0	104 - 116	08/04→	➔			03.0137-9334.2 669334	
2.0 CRDi	83 - 110	08/04→03/10					
2.0 LPG	104	06/04→03/10					
2.7	129	08/04→12/09					
2.0 All-wheel Drive	104 - 105	08/04→11/10	➔			03.0137-9330.2 669330	
2.0 CRDi All-wheel Drive	83 - 110	08/04→03/10					
2.0 LPG All-wheel Drive	104	06/09→03/10					
2.7 All-wheel Drive	129	08/04→11/10					
HYUNDAI - TUCSON Kasten/SUV (JM) 06/04→03/10							
 Bremsbackensatz, Feststellbremse							
CRDi	103	01/06→03/10	➔			03.0137-3016.2 653016	Ø 167 x 27 - HEB
CRDi VGT	110	01/09→03/10					
CVVT	104	06/04→03/10					
Zubehörsatz, Feststellbremsbacken							
CRDi	103	01/06→03/10	➔			03.0137-9334.2 669334	
CRDi VGT	110	01/09→03/10					
CVVT	104	06/04→03/10					
INFINITI - FX 07/08→							
 Bremsbackensatz, Feststellbremse							
30d AWD	175	04/10→	➔			03.0137-3041.2 653041	Ø 190 x 33 - HEB
35	205 - 226	07/08→12/11					
35 AWD	205 - 226	07/08→07/13					
37 AWD	235 - 245	07/08→					
45 AWD	241	10/08→					
50 AWD	287 - 309	10/08→					
Zubehörsatz, Feststellbremsbacken							
30d AWD	175	04/10→				03.0137-9343.2 669343	
35	205 - 226	07/08→12/11					
35 AWD	205 - 226	07/08→07/13					
37 AWD	235 - 245	07/08→					
45 AWD	241	10/08→					
50 AWD	287 - 309	10/08→					
INFINITI - G Coupe 09/02→12/07							
 Bremsbackensatz, Feststellbremse							
3.5	191 - 220	09/02→06/07	➔			03.0137-3006.2 653006	Ø 172 x 32 - HEB
3.5 X	209	09/04→06/07					
INFINITI - G Stufenheck 08/02→							
 Bremsbackensatz, Feststellbremse							
3.5	209	09/04→06/07	➔			03.0137-3006.2 653006	Ø 172 x 32 - HEB
3.5 X	209	09/04→12/06					
35	191	10/02→					
35 X	191	08/02→08/04					
INFINITI - JX SUV (L50) 09/12→							
 Bremsbackensatz, Feststellbremse							
3.5 AWD	195	11/12→09/13	➔			03.0137-3041.2 653041	Ø 190 x 33 - HEB
3.5 AWD	198	09/12→	➔	01/15→		03.0137-3041.2 653041	Ø 190 x 33 - HEB
Zubehörsatz, Feststellbremsbacken							
3.5 AWD	195 - 198	09/12→				03.0137-9343.2 669343	
INFINITI - M (Y51) 03/10→							
 Bremsbackensatz, Feststellbremse							
25	163	07/10→	➔			03.0137-3041.2 653041	Ø 190 x 33 - HEB
→							










	kw			 	! #		
INFINITI - M (Y51) 03/10→							
 Bremsbackensatz, Feststellbremse							
30d	175	03/10→	➔			03.0137-3041.2 653041	Ø 190 x 33 - HEB
35h	225	04/11→					
37	235	03/10→					
37 X	246	09/10→					
56 X	300	03/10→					
56	300	03/10→	➔	01/12→		03.0137-3041.2 653041	Ø 190 x 33 - HEB
Zubehörsatz, Feststellbremsbacken							
25	163	07/10→				03.0137-9343.2 669343	
30d	175	03/10→					
35h	225	04/11→					
37	235	03/10→					
37 X	246	09/10→					
56 X	300	03/10→					
56	300	03/10→		01/12→		03.0137-9343.2 669343	
INFINITI - M37 01/10→							
 Bremsbackensatz, Feststellbremse							
3.7	243 - 246	01/10→	➔	01/12→		03.0137-3041.2 653041	Ø 190 x 33 - HEB
3.7 Allrad	246	01/11→					
Zubehörsatz, Feststellbremsbacken							
3.7	243 - 246	01/10→				03.0137-9343.2 669343	
3.7 Allrad	246	01/11→					
INFINITI - Q50 04/13→							
 Bremsbackensatz, Feststellbremse							
50 Red	298	09/15→	➔			03.0137-3041.2 653041	Ø 190 x 33 - HEB
50 Red AWD	298	09/15→					
Zubehörsatz, Feststellbremsbacken							
50 Red	298	09/15→				03.0137-9343.2 669343	
50 Red AWD	298	09/15→					
INFINITI - Q60 Coupe 09/16→							
 Bremsbackensatz, Feststellbremse							
2.0 T	155	09/16→	➔			03.0137-3041.2 653041	Ø 190 x 33 - HEB
3.0 T AWD	298	09/16→					
Zubehörsatz, Feststellbremsbacken							
2.0 T	155	09/16→				03.0137-9343.2 669343	
3.0 T AWD	298	09/16→					
INFINITI - Q70 (Y51) 03/13→							
 Bremsbackensatz, Feststellbremse							
2.2 D	125	10/14→	➔			03.0137-3041.2 653041	Ø 190 x 33 - HEB
2.5	163	05/15→					
3.0	175	03/13→					
3.7	235	03/13→					
3.7 AWD	245	01/14→					
5.6 AWD	300	01/15→					
Zubehörsatz, Feststellbremsbacken							
2.2 D	125	10/14→				03.0137-9343.2 669343	
2.5	163	05/15→					
3.0	175	03/13→					
3.7	235	03/13→					
3.7 AWD	245	01/14→					
5.6 AWD	300	01/15→					
INFINITI - QX60 04/12→							
 Bremsbackensatz, Feststellbremse							
2.5 Hybrid	186	09/13→	➔	01/15→		03.0137-3041.2 653041	Ø 190 x 33 - HEB
3.5	198	09/13→					
3.5 AWD	193 - 198	04/12→					
Hybrid AWD	170	07/20→	➔			03.0137-3041.2 653041	Ø 190 x 33 - HEB
Zubehörsatz, Feststellbremsbacken							
2.5 Hybrid	186	09/13→				03.0137-9343.2 669343	
3.5	198	09/13→					
→							












	kw			 	! #		
INFINITI - QX60 04/12→							
Zubehörsatz, Feststellbremsbacken							
3.5 AWD	193 - 198	09/13→				03.0137-9343.2 669343	
Hybrid AWD	170	07/20→					
3.5 AWD	195	04/12→		01/15→		03.0137-9343.2 669343	
INFINITI - QX70 08/13→							
 Bremsbackensatz, Feststellbremse							
3.7 AWD	235	08/13→	➔			03.0137-3041.2 653041	Ø 190 x 33 - HEB
30d AWD	175	08/13→					
37 AWD	245	02/14→					
50 AWD	287 - 294	08/13→					
Zubehörsatz, Feststellbremsbacken							
3.7 AWD	235	08/13→				03.0137-9343.2 669343	
30d AWD	175	08/13→					
37 AWD	245	02/14→					
50 AWD	287 - 294	08/13→					
ISUZU - D-MAX I (TFR, TFS) 05/02→12/12							
 Radbremszylinder							
2.5	56	10/06→10/12	➔	für Fahrzeuge mit erhöhter Bodenfreiheit	2	24.3223-1710.3 020557	ALU
2.5 DiTD	74	10/02→06/12	➔	→ 05/03	2	24.3225-1702.3 020425	GG
2.5 DiTD 4x4	74	05/02→06/12					
2.5 DiTD	85 - 100	10/06→06/12	➔	10/07→ 05/12	2	24.3223-1710.3 020557	ALU
2.5 DiTD 4x4	85	10/06→06/12					
3.0 DiTD	120	01/07→06/12					
2.5 DiTD 4x4	100	01/07→06/12	➔	→ 05/12	2	24.3223-1710.3 020557	ALU
3.0 DiTD 4x4	120	01/07→06/12					
3.0 D 4WD	88	06/03→10/04	➔		2	24.3223-1710.3 020557	ALU
3.0 DiTD 4x4	100	06/03→12/12					
3.0 DiTD 4x4	96	05/02→06/12	➔	06/03→ 05/12	2	24.3223-1710.3 020557	ALU
			➔	→ 05/03	2	24.3225-1702.3 020425	GG
 Bremsbackensatz							
2.5	56	10/06→10/12	➔	für Fahrzeuge mit erhöhter Bodenfreiheit		03.0137-0523.2 650523	Ø 295 x 46 - HEB
2.5 DiTD	74	10/02→06/12	➔	→ 05/03		03.0137-0445.2 650445	Ø 294 x 47 - HEB
2.5 DiTD 4x4	74	05/02→06/12					
3.0 DiTD 4x4	96	05/02→06/12					
2.5 DiTD	85 - 100	10/06→06/12	➔	→ 05/12		03.0137-0523.2 650523	Ø 295 x 46 - HEB
2.5 DiTD 4x4	85 - 100	10/06→06/12					
3.0 DiTD	120	01/07→06/12					
3.0 DiTD 4x4	120	01/07→06/12					
3.0 DiTD 4x4	100	06/03→12/12	➔	10/06→		03.0137-0523.2 650523	Ø 295 x 46 - HEB
ISUZU - D-MAX I Pritsche/Fahrgestell (TFR, TFS) 10/06→10/12							
 Radbremszylinder							
2.5 DiTD	100	10/06→06/12	➔	für Fahrzeuge mit erhöhter Bodenfreiheit	2	24.3223-1710.3 020557	ALU
2.5 DiTD 4x4	100	10/06→10/12	➔		2	24.3223-1710.3 020557	ALU
3.0 D 4x4	120	01/07→06/12	➔	→ 05/12		24.3223-1710.3 020557	ALU
 Bremsbackensatz							
2.5 DiTD	100	10/06→06/12	➔	für Fahrzeuge mit erhöhter Bodenfreiheit		03.0137-0523.2 650523	Ø 295 x 46 - HEB
2.5 DiTD 4x4	100	10/06→10/12	➔			03.0137-0523.2 650523	Ø 295 x 46 - HEB
3.0 D 4x4	120	01/07→06/12	➔	→ 05/12		03.0137-0523.2 650523	Ø 295 x 46 - HEB
ISUZU - D-MAX II (TFR, TFS) 06/12→							
 Radbremszylinder							
1.9 Ddi	120	03/17→	➔	für Fahrzeuge mit erhöhter Bodenfreiheit	2	24.3223-1710.3 020557	ALU
1.9 Ddi 4x4	120	03/17→					
2.5 CRDi	58 - 120	06/12→	➔		2	24.3223-1710.3 020557	ALU
2.5 CRDi 4x4	80 - 120	06/12→					
→							













	kW			 	! #		
ISUZU - D-MAX II (TFR, TFS) 06/12 →							
 Bremsbackensatz							
1.9 Ddi 1.9 Ddi 4x4	120 120	03/17 → 03/17 →	➔	für Fahrzeuge mit erhöhter Bodenfreiheit	03.0137-0523.2	650523	Ø 295 x 46 - HEB
ISUZU - D-MAX II Pritsche/Fahrgestell (TFR, TFS) 06/12 →							
 Radbremsszylinder							
2.5 CRDi 2.5 CRDi 4WD	120 120	06/12 → 06/12 →	➔		24.3223-1710.3	020557	ALU
ISUZU - D-MAX III (TFR, TFS) 11/19 →							
 Radbremsszylinder							
1.9 DDI 1.9 DDI 4x4 3.0 DDI 4x4	110 - 120 110 - 120 130	11/19 → 11/19 → 11/19 →	➔		2	24.3223-1710.3	020557 ALU
ISUZU - KB 07/02 →							
 Radbremsszylinder							
3.0 D-TEQ 4WD	120	08/10 →	➔		2	24.3223-1710.3	020557 ALU
 Bremsbackensatz							
3.0 D-TEQ 4WD	120	08/10 →	➔		03.0137-0523.2	650523	Ø 295 x 46 - HEB
IVECO - DAILY II Bus 01/89 → 05/99							
 Radbremsszylinder							
A 45-10	76	05/96 → 05/99	➔	→ 04/99	24.3220-1106.3	020217	GG
IVECO - DAILY II Kasten 01/89 → 08/09							
 Radbremsszylinder							
35-8	55 - 60	01/91 → 08/98	➔		24.3217-1113.3	020176	ALU
35-8	62	09/98 → 05/99	➔	→ 04/99	24.3217-1113.3	020176	ALU
 Bremsbackensatz							
35-8	55 - 60	01/91 → 08/98	➔	für Doppelbereifung	03.0137-0300.2	650300	Ø 254 x 89
35-8	62	09/98 → 05/99	➔	→ 04/99; für Doppelbereifung	03.0137-0300.2	650300	Ø 254 x 89
 Bremsbackensatz, Feststellbremse							
35-10	76 - 80	01/89 → 08/98	➔	01/96 →	03.0137-3005.2	653005	Ø 172 x 42 - HEB
35-10 49-12 V	76 90	01/96 → 05/99 05/96 → 05/99	➔	→ 04/99	03.0137-3005.2	653005	Ø 172 x 42 - HEB
Zubehörsatz, Feststellbremsbacken							
35-10	76 - 80	01/89 → 08/98	➔	01/96 →	03.0137-9344.2	669344	
35-10 49-12 V	76 90	01/96 → 05/99 05/96 → 05/99	➔	→ 04/99	03.0137-9344.2	669344	
IVECO - DAILY II Kipper 01/89 → 05/99							
 Bremsbackensatz, Feststellbremse							
35-12 K	90	09/96 → 08/98	➔		03.0137-3005.2	653005	Ø 172 x 42 - HEB
Zubehörsatz, Feststellbremsbacken							
35-12 K	90	09/96 → 08/98	➔		03.0137-9344.2	669344	
IVECO - DAILY II Pritsche/Fahrgestell 01/89 → 05/99							
 Radbremsszylinder							
35-8	55 - 60	01/89 → 08/98	➔		24.3217-1113.3	020176	ALU
35-8	62	09/98 → 05/99	➔	→ 04/99	24.3217-1113.3	020176	ALU
49-10	76	05/96 → 05/99	➔	→ 04/99	24.3220-1106.3	020217	GG
 Bremsbackensatz							
35-8	55 - 60	01/89 → 08/98	➔	für Doppelbereifung	03.0137-0300.2	650300	Ø 254 x 89
→							















	kw			 	! #		
IVECO - DAILY II Pritsche/Fahrgestell 01/89→05/99							
 Bremsbackensatz							
35-8	62	09/98→05/99	➔	→ 04/99; für Doppelbereifung		03.0137-0300.2 653000	Ø 254 x 89
 Bremsbackensatz, Feststellbremse							
35-10 35-12 49-12	76 90 90	01/96→05/99 05/96→05/99 05/96→05/99	➔	→ 04/99		03.0137-3005.2 653005	Ø 172 x 42 - HEB
Zubehörsatz, Feststellbremsbacken							
35-10 35-12 49-12	76 90 90	01/96→05/99 05/96→05/99 05/96→05/99	➔	→ 04/99		03.0137-9344.2 669344	
IVECO - DAILY III Kasten 05/99→10/09							
 Bremsbackensatz, Feststellbremse							
29 L 10 V 29 L 11 V 29 L 12 V 29 L 13 29 L 9 V 35 C 12 V 35 S 12 V 50 C 11 50 C 13	70 78 85 92 62 85 85 78 92	09/02→07/07 05/99→07/07 09/02→07/07 05/01→07/07 05/99→07/07 09/02→07/07 09/02→07/07 05/99→07/07 05/99→07/07	➔	→ 04/06		03.0137-3005.2 653005	Ø 172 x 42 - HEB
29 L 14 29 L 9 V 35 C 14 35 S 14 35 C 17 35 S 17 50 C 14 50 C 15 50 C 17	100 66 100 100 122 122 100 107 122	01/05→04/06 11/01→04/06 09/04→04/06 01/05→04/06 01/05→04/06 01/05→04/06 09/04→04/06 01/01→04/06 09/04→04/06	➔			03.0137-3005.2 653005	Ø 172 x 42 - HEB
Zubehörsatz, Feststellbremsbacken							
29 L 10 V 29 L 11 V 29 L 12 V 29 L 13 29 L 9 V 35 C 12 V 35 S 12 V 50 C 11 50 C 13	70 78 85 92 62 85 85 78 92	09/02→07/07 05/99→07/07 09/02→07/07 05/01→07/07 05/99→07/07 09/02→07/07 09/02→07/07 05/99→07/07 05/99→07/07	➔	→ 04/06		03.0137-9344.2 669344	
29 L 14 29 L 9 V 35 C 14 35 S 14 35 C 17 35 S 17 50 C 14 50 C 15 50 C 17	100 66 100 100 122 122 100 107 122	01/05→04/06 11/01→04/06 09/04→04/06 01/05→04/06 01/05→04/06 01/05→04/06 09/04→04/06 01/01→04/06 09/04→04/06	➔			03.0137-9344.2 669344	
IVECO - DAILY III Pritsche/Fahrgestell 03/98→10/09							
 Bremsbackensatz, Feststellbremse							
29 L 10 29 L 11 29 L 12 29 L 13 29 L 14 29 L 9 35 S 10 V 35 C 10 V 35 S 12 35 C 12 35 C 14 35 S 14 35 C 15 35 C 17 35 S 17 35 C 9 35 S 9 50 C 11 50 C 13 50 C 14 50 C 17	70 78 85 92 100 62 - 66 70 70 85 85 100 100 122 122 66 66 78 92 100 122	09/02→04/06 05/99→04/06 09/02→04/06 11/01→04/06 11/05→04/06 05/99→04/06 09/02→04/06 09/02→04/06 09/02→04/06 09/02→04/06 09/04→04/06 01/05→04/06 11/01→04/06 01/05→04/06 01/05→04/06 11/01→04/06 11/01→04/06 05/99→04/06 05/99→04/06 09/04→04/06 09/04→04/06	➔			03.0137-3005.2 653005	Ø 172 x 42 - HEB
50 C 15 →	107	01/01→04/06	➔	→ 12947747		03.0137-3005.2 653005	Ø 172 x 42 - HEB































	kw			 	! #		
IVECO - DAILY III Pritsche/Fahrgestell 03/98→10/09							
Zubehörsatz, Feststellbremsbacken							
29 L 10	70	09/02→04/06	➔			03.0137-9344.2	669344
29 L 11	78	05/99→04/06					
29 L 12	85	09/02→04/06					
29 L 13	92	11/01→04/06					
29 L 14	100	11/05→04/06					
29 L 9	62 - 66	05/99→04/06					
35 S 10 V	70	09/02→04/06					
35 C 10 V	70	09/02→04/06					
35 S 12	85	09/02→04/06					
35 C 12	85	09/02→04/06					
35 C 14	100	09/04→04/06					
35 S 14	100	01/05→04/06					
35 C 15	107	11/01→04/06					
35 C 17	122	01/05→04/06					
35 S 17	122	01/05→04/06					
35 C 9	66	11/01→04/06					
35 S 9	66	11/01→04/06					
50 C 11	78	05/99→04/06					
50 C 13	92	05/99→04/06					
50 C 14	100	09/04→04/06					
50 C 15	107	01/01→04/06					
50 C 17	122	09/04→04/06					
IVECO - DAILY IV Kasten 05/06→03/12							
 Bremsbackensatz, Feststellbremse							
40C14 V/P	85 - 103	05/06→08/11	➔	Baumuster: 40C; → 12947747		03.0137-3005.2	653005 Ø 172 x 42 - HEB
40C12 V	85	05/06→08/11					
40C13 V	93	07/07→08/11					
40C13 V/P	93	07/07→08/11					
40C14 GV	100	07/07→08/11					
40C14 GV/P	100	07/07→08/11					
40C14 V	103	09/09→08/11					
40C17 V	125	07/07→08/11					
40C17 V/P	125	07/07→08/11					
40C18 V	130	05/06→08/11					
40C18 V/P	130	05/06→08/11					
40C15 V	107	05/06→08/11	➔	Baumuster: 40C; → D436247		03.0137-3005.2	653005 Ø 172 x 42 - HEB
40C15 V/P	107	05/06→08/11					
45C15 V	107	05/06→08/11	➔	Baumuster: 45C; → 5853305 / D436247		03.0137-3005.2	653005 Ø 172 x 42 - HEB
45C17 V	125	07/07→08/11	➔	Baumuster: 45C; → 12947747		03.0137-3005.2	653005 Ø 172 x 42 - HEB
45C17 V/P	125	07/07→08/11					
45C18	130	05/06→08/11					
50C14 GV	100	07/07→08/11	➔	Baumuster: 50C; → 12947747		03.0137-3005.2	653005 Ø 172 x 42 - HEB
50C14 GV/P	100	07/07→08/11					
50C14 V	103	09/09→08/11					
50C14 V/P	103	09/09→08/11					
50C15 V	107	05/06→08/11					
50C15 V/P	107	05/06→08/11					
50C17 V/P	125	07/07→08/11					
50C17 V	125	07/07→08/11					
50C18 V/P	130	05/06→08/11					
50C18 V	130	05/06→08/11					
IVECO - DAILY IV Pritsche/Fahrgestell 05/06→03/12							
 Bremsbackensatz, Feststellbremse							
40C10	70	05/06→08/11	➔	Baumuster: 40C; → 12947747		03.0137-3005.2	653005 Ø 172 x 42 - HEB
40C11	78	07/07→08/11					
40C11 D	78	07/07→08/11					
40C12	85	05/06→08/11					
40C13	93	07/07→08/11					
40C13 /P	93	07/07→08/11					
40C15	107	05/06→08/11					
40C17 /P	125	07/07→08/11					
40C17	125	07/07→08/11					
40C18	130	05/06→08/11					
40C14 /P	103	09/09→08/11	➔	Baumuster: 40C; → 5853305 / D436247		03.0137-3005.2	653005 Ø 172 x 42 - HEB
40C14	103	09/09→08/11					
40C14 G	100	07/07→08/11	➔	Baumuster: 40C; → 5853305 / D436247 / 12947747		03.0137-3005.2	653005 Ø 172 x 42 - HEB
40C14 G/P	100	07/07→08/11					
45C14	103	09/09→08/11	➔	Baumuster: 45C; → 12947747		03.0137-3005.2	653005 Ø 172 x 42 - HEB
45C14 /P	103	09/09→08/11					
45C15	107	05/06→08/11					
45C17 /P	125	07/07→08/11					
45C17	125	07/07→08/11					
45C18 /P	130	05/06→08/11					
45C18 D	130	05/06→08/11					
45C18 D/P	130	05/06→08/11					
45C18	130	05/06→08/11					
➔							















	kw			 	! #		
IVECO - DAILY IV Pritsche/Fahrgestell 05/06→03/12							
 Bremsbackensatz, Feststellbremse							
50C14	103	09/09→08/11	➔	Baumuster: 50C; → 12947747		03.0137-3005.2 653005	Ø 172 x 42 - HEB
50C14 /P	103	09/09→08/11					
50C14 G	100	07/07→08/11					
50C14 GD	100	07/07→08/11					
50C14 GD/P	100	07/07→08/11					
50C14 G/P	100	07/07→08/11					
50C15	107	05/06→08/11					
50C17 /P	125	07/07→08/11					
50C17	125	07/07→08/11					
50C18	130	05/06→08/11	➔	→ 12947747		03.0137-3005.2 653005	Ø 172 x 42 - HEB
Zubehörsatz, Feststellbremsbacken							
50C18	130	05/06→08/11	➔	→ 12947747		03.0137-9344.2 669344	
JAGUAR - XJ (X300, X330) 09/94→12/99							
Zubehörsatz, Feststellbremsbacken							
12 6.0	229	09/94→09/97		11/94→ 07/97		03.0137-9700.2 669700	
6 3.2	155	11/94→07/97				03.0137-9700.2 669700	
R Super Charged 4.0	235	11/94→07/97					
6 Sovereign 4.0	177	09/94→07/97		11/94→		03.0137-9700.2 669700	
JAGUAR - XJ (X308) 09/96→06/03							
Zubehörsatz, Feststellbremsbacken							
3.2	174	07/97→05/03				03.0137-9700.2 669700	
4.0	209 - 267	07/97→05/03					
JAGUAR - XK 8 Coupe (X100) 03/96→12/06							
Zubehörsatz, Feststellbremsbacken							
4.0	209 - 267	03/96→07/05				03.0137-9700.2 669700	
4.0 XKR	276	05/98→07/05					
4.2	219	08/02→07/05					
R 4.2	291	08/02→07/05					
4.0	216	05/96→07/05		→ 07/99		03.0137-9700.2 669700	
JEEP - CHEROKEE (KJ) 03/01→01/08							
 Radbremszylinder							
2.4 4x4	108	09/01→01/08	➔	- ABS	2	24.3220-1751.3 020590	GG
2.4 Laredo	108	10/01→09/04					
2.5 CRD 4x4	105	09/01→01/08					
2.8 CRD	120	09/04→12/06					
2.8 CRD 4x4	120	11/04→01/08					
3.7	157	09/01→01/08					
3.7 4x4	150 - 155	09/01→01/08					
3.7 Laredo	150	10/01→09/04					
JEEP - CHEROKEE (XJ) 09/83→09/01							
 Radbremszylinder							
2.5	89	10/95→09/01	➔	10/96→; nicht für Polizeifahrzeuge	2	24.3220-1748.3 020584	ALU
2.5 i 4x4	90	12/91→09/01					
2.5 Tdi 4x4	85	10/96→09/01	➔	nicht für Polizeifahrzeuge	2	24.3220-1748.3 020584	ALU
4.0 i	127 - 135	07/98→09/01					
4.0 i 4x4	131	01/95→09/01					
4.0 i	125	10/90→09/01	➔	01/95→; nicht für Polizeifahrzeuge	2	24.3220-1748.3 020584	ALU
JEEP - COMPASS (MK49) 08/06→							
 Bremsbackensatz, Feststellbremse							
2.0	115 - 118	08/06→	➔			03.0137-3023.2 653023	Ø 170 x 32 - HEB
2.0 CRD	103	08/06→					
2.0 CRD 4x4	88 - 103	09/06→					
2.2 CRD	100	05/11→					
2.2 CRD 4x4	100 - 120	12/10→					
2.4 4x4	125 - 128	08/06→					
2.4 →	125	08/06→	➔	09/06→		03.0137-3023.2 653023	Ø 170 x 32 - HEB















	kw			 	! #		
JEEP - COMPASS (MK49) 08/06→							
Zubehörsatz, Feststellbremsbacken							
2.0	115	08/06→	➔			03.0137-9307.2 669307	
2.2 CRD	118	100					
2.2 CRD 4x4	120	05/11→					
		12/10→					
2.0 CRD	103	08/06→				03.0137-9307.2 669307	
2.0 CRD 4x4	88 -	09/06→					
	103						
2.2 CRD 4x4	100	05/11→					
2.4 4x4	125	08/06→					
	128						
2.4	125	08/06→		09/06→		03.0137-9307.2 669307	
JEEP - PATRIOT (MK74) 02/07→12/17							
 Bremsbackensatz, Feststellbremse							
2.0	115	01/11→12/17	➔	+ ABS		03.0137-3023.2 653023	Ø 170 x 32 - HEB
2.0 4x4	115	02/07→12/17					
2.0 CRD	103	02/07→12/17					
2.0 CRD 4x4	88 -	02/07→12/17					
	103						
2.2 CRD	100	01/11→12/17					
2.2 CRD 4x4	100 -	01/11→12/17					
	120						
2.4	125	06/09→12/17					
2.4 4x4	125 -	02/07→12/17					
	128						
2.4 Eco + 4x4	125	07/08→12/17					
Zubehörsatz, Feststellbremsbacken							
2.0	115	01/11→12/17	➔			03.0137-9307.2 669307	
2.2 CRD	100	01/11→12/17					
2.2 CRD 4x4	100 -	01/11→12/17					
	120						
2.0 4x4	115	02/07→12/17				03.0137-9307.2 669307	
2.0 CRD	103	02/07→12/17					
2.0 CRD 4x4	88 -	02/07→12/17					
	103						
2.4	125	06/09→12/17					
2.4 4x4	125 -	02/07→12/17					
	128						
2.4 Eco + 4x4	125	07/08→12/17					
JEEP - WRANGLER II (TJ) 08/96→12/08							
 Radbremszylinder							
2.4	105	11/02→04/07	➔		2	24.3220-1748.3 020584	ALU
2.5	87	08/96→04/07					
4.0	124 -	08/96→04/07					
	130						
4.0 Rubicon	128	08/03→04/07					
KIA - CADENZA I (VG) 01/10→							
 Bremsbackensatz, Feststellbremse							
2.4	127 -	01/10→	➔			03.0137-3004.2 653004	Ø 190 x 40 + HEB
	132						
Zubehörsatz, Feststellbremsbacken							
2.4	127 -	01/10→	➔			03.0137-9330.2 669330	
	132						
KIA - CADENZA II (YG) 01/16→							
 Bremsbackensatz, Feststellbremse							
3.3	191	01/16→	➔			03.0137-3004.2 653004	Ø 190 x 40 + HEB
3.3 GDi	213	01/16→06/19					
3.3 GDI	209	01/16→					
3.3 MPI	199	01/16→					
Zubehörsatz, Feststellbremsbacken							
3.3	191	01/16→	➔			03.0137-9334.2 669334	
3.3 GDi	213	01/16→06/19					
3.3 GDI	209	01/16→					
3.3 MPI	199	01/16→					
KIA - CARENS III Großraumlimousine (UN) 05/06→							
 Bremsbackensatz, Feststellbremse							
1.6 CRDi 110	85	10/10→	➔	→ 02/13		03.0137-3038.2 653038	Ø 167 x 32 - HEB
1.6 CRDi 128	94	10/10→					
→							














	kw					! #		
KIA - CARENS III Großraumlimousine (UN) 05/06→								
 Bremsbackensatz, Feststellbremse								
1.6 CVVT	93 - 97	08/09→	➔	→ 02/13			03.0137-3038.2 653038	Ø 167 x 32 - HEB
2.0 CRDi 115	85	05/07→						
2.0 CRDi 135	100	08/09→						
2.0 CRDi 140	103	09/06→						
2.0 CVVT	106	09/06→						
2.0 LPI	104	01/09→03/13						
2.0 CVVT	111	01/09→	➔				03.0137-3038.2 653038	Ø 167 x 32 - HEB
2.0 LPI	100	09/06→12/08						
Zubehörsatz, Feststellbremsbacken								
1.6 CRDi 110	85	10/10→	➔	→ 02/13			03.0137-9328.2 669328	
1.6 CRDi 128	94	10/10→						
1.6 CVVT	93 - 97	08/09→						
2.0 CRDi 115	85	05/07→						
2.0 CRDi 135	100	08/09→						
2.0 CRDi 140	103	09/06→						
2.0 CVVT	106	09/06→						
2.0 LPI	104	01/09→03/13						
2.0 CVVT	111	01/09→	➔				03.0137-9328.2 669328	
2.0 LPI	100	09/06→12/08						
KIA - CARNIVAL / GRAND CARNIVAL III (VQ) 09/05→								
 Bremsbackensatz, Feststellbremse								
2.2 CRDi	110 - 143	01/10→	➔				03.0137-3039.2 653039	Ø 210 x 40 + HEB
2.9 CRDi	118	09/05→	➔	→ 06/15			03.0137-3039.2 653039	Ø 210 x 40 + HEB
2.7 V6	139	06/06→	➔				03.0137-3039.2 653039	Ø 210 x 40 + HEB
2.9 CRDi	136	04/06→						
2.9 CRDi LX	141	09/06→						
3.5 CVVT	202	06/10→						
3.8	178 - 195	09/05→						
KIA - CARNIVAL I (UP) 06/98→10/01								
 Radbremsszylinder								
2.5 V6	121	08/99→10/01	➔	06/00→; + ABS	2	24.3222-1731.3 020531	ALU	
2.9 TDi	93	08/99→10/01	➔	06/00→ 09/01; + ABS	2	24.3222-1731.3 020531	ALU	
KIA - CARNIVAL II (GQ) 01/99→09/07								
 Radbremsszylinder								
2.5 V6	110 - 132	10/01→06/06	➔	+ ABS	2	24.3222-1731.3 020531	ALU	
2.9 CRDi	106	10/01→06/06						
2.9 TDi	93	08/99→09/07	➔	10/01→ 08/06; + ABS	2	24.3222-1731.3 020531	ALU	
 Bremsbackensatz								
2.5 V6	110 - 132	10/01→06/06	➔	12/03→			03.0137-0484.2 650484	Ø 295 x 53 + HEB
2.9 CRDi	106	10/01→06/06						
2.9 TDi	93	08/99→09/07	➔	12/03→ 08/06			03.0137-0484.2 650484	Ø 295 x 53 + HEB
KIA - CEE'D (JD) 05/12→07/18								
 Seilzug, Feststellbremse								
1.0 T-GDI	74 - 88	07/15→07/18		- eFSB; <input type="checkbox"/>			24.3727-3208.2 583208	L= 1.878
1.4 CRDi 90	66	05/12→07/18		- eFSB; <input type="checkbox"/>			24.3727-3209.2 583209	L= 1.742
1.4 CVVT	66 - 73	05/12→07/18						
1.4 LPG	72	05/12→07/18						
1.4 MPI	74	04/15→07/18						
1.6 CRDi 110	81	05/12→07/18						
1.6 CRDi 128	94	05/12→07/18						
1.6 CRDi 136	100	07/15→07/18						
1.6 CVVT	95 - 96	01/13→07/18						
1.6 GDI	99	05/12→07/18						
1.6 GT	150	06/13→07/18						
KIA - CEE'D Combi Van (JD) 07/12→07/18								
 Seilzug, Feststellbremse								
1.0 T-GDI	74 - 88	04/15→07/18		- eFSB; <input type="checkbox"/>			24.3727-3208.2 583208	L= 1.878
→								



















	kw			 	! #		
KIA - CEE'D Combi Van (JD) 07/12→07/18							
 Seilzug, Feststellbremse							
1.4 CRDi 1.4 CVVT 1.6 CRDi 1.6 GDi	66 73 94 99	04/15→07/18 04/15→07/18 07/12→07/18 04/15→07/18		- eFSB; <input type="checkbox"/>		24.3727-3209.2 583209	L= 1.742
KIA - CEE'D Schrägheck (ED) 12/06→12/12							
 Bremsbackensatz, Feststellbremse							
1.4 1.6 1.6 CRDi 115 1.6 CRDi 128 1.6 CRDi 90 1.6 CVVT 2.0 2.0 CRDi 140	77 - 80 85 - 93 85 94 66 92 105 103	12/06→12/12 12/06→12/12 12/06→12/12 10/10→12/12 12/06→12/12 10/10→12/12 12/06→12/12 09/07→12/12	➡	→ 09/12		03.0137-3029.2 653029	Ø 167 x 26 - HEB
1.4 CVVT	66	08/09→12/12	➡	06/10→ 09/12		03.0137-3029.2 653029	Ø 167 x 26 - HEB
1.4 LPG 1.6 LPG	64 - 80 87 - 91	01/09→04/12 06/07→12/11	➡			03.0137-3029.2 653029	Ø 167 x 26 - HEB
2.0 CRDi	100	06/07→12/12	➡	09/07→ 09/12		03.0137-3029.2 653029	Ø 167 x 26 - HEB
 Seilzug, Feststellbremse							
1.4 1.6 1.6 CRDi 115 1.6 CRDi 128 1.6 CRDi 90 1.6 CVVT 2.0 2.0 CRDi 140	77 - 80 85 - 93 85 94 66 92 105 103	12/06→12/12 12/06→12/12 12/06→12/12 10/10→12/12 12/06→12/12 10/10→12/12 12/06→12/12 09/07→12/12		→ 09/12; Scheibenbremse; <input type="checkbox"/>		24.3727-3204.2 583204	L= 1.673
1.6	85 - 93	12/06→12/12		→ 09/12; Scheibenbremse; <input type="checkbox"/>		24.3727-3205.2 583205	L= 1.673
1.4 CVVT	66	08/09→12/12		06/10→ 09/12; Scheibenbremse; <input type="checkbox"/>		24.3727-3204.2 583204	L= 1.673
				06/10→ 09/12; Scheibenbremse; <input type="checkbox"/>		24.3727-3205.2 583205	L= 1.673
1.4 LPG	64 - 80	01/09→04/12		Scheibenbremse; <input type="checkbox"/>		24.3727-3204.2 583204	L= 1.673
1.6 LPG	87 - 91	06/07→12/11		Scheibenbremse; <input type="checkbox"/>		24.3727-3205.2 583205	L= 1.673
2.0 CRDi	100	06/07→12/12		09/07→ 09/12; Scheibenbremse; <input type="checkbox"/>		24.3727-3204.2 583204	L= 1.673
				09/07→ 09/12; Scheibenbremse; <input type="checkbox"/>		24.3727-3205.2 583205	L= 1.673
KIA - CEE'D Sportswagon (JD) 09/12→07/18							
 Seilzug, Feststellbremse							
1.0 T-GDI 1.4 CRDi 90 1.4 CVVT 1.4 LPG 1.4 MPI 1.6 CRDi 110 1.6 CRDi 128 1.6 CRDi 136 1.6 CVVT 1.6 GDI	74 - 88 66 73 72 74 81 94 100 95 - 96 99	07/15→07/18 09/12→07/18 09/12→07/15 01/13→07/18 04/15→07/18 03/13→07/18 09/12→07/15 07/15→07/18 11/14→07/18 09/12→07/18		- eFSB; <input type="checkbox"/>		24.3727-3208.2 583208	L= 1.878
				- eFSB; <input type="checkbox"/>		24.3727-3209.2 583209	L= 1.742
KIA - CEE'D SW (ED) 07/07→12/12							
 Bremsbackensatz, Feststellbremse							
1.4 1.4 CVVT 1.4 LPG 1.6 1.6 CRDi 115 1.6 CRDi 128 1.6 CRDi 90 1.6 CVVT 2.0 2.0 CRDi 140	77 - 80 66 64 - 80 85 - 93 85 94 66 92 105 100 - 103	09/07→12/12 07/09→12/12 01/09→04/12 09/07→12/12 09/07→12/12 10/10→12/12 09/07→12/12 06/09→12/12 09/07→12/12 07/07→12/12	➡			03.0137-3029.2 653029	Ø 167 x 26 - HEB
1.6 LPG	91	01/08→09/12	➡	→ 12/11		03.0137-3029.2 653029	Ø 167 x 26 - HEB















	kw			 	! #		
KIA - CEE'D SW (ED) 07/07→12/12							
 Seilzug, Feststellbremse							
1.4	77	10/10→12/12		10/10→ 03/13; Scheibenbremse; <input type="checkbox"/>		24.3727-3204.2 583204	L= 1.673
				10/10→ 03/13; Scheibenbremse; <input type="checkbox"/>		24.3727-3205.2 583205	L= 1.673
1.4	80	09/07→12/12		Scheibenbremse; <input type="checkbox"/>		24.3727-3204.2 583204	L= 1.673
1.4 CVVT	66	07/09→12/12					
1.4 LPG	64 - 80	01/09→04/12		Scheibenbremse; <input type="checkbox"/>		24.3727-3205.2 583205	L= 1.673
1.6	85 - 93	09/07→12/12					
1.6 CRDi 115	85	09/07→12/12					
1.6 CRDi 128	94	10/10→12/12					
1.6 CRDi 90	66	09/07→12/12					
1.6 CVVT	92	06/09→12/12					
2.0	105	09/07→12/12					
1.6 LPG	91	01/08→09/12		→ 12/11; Scheibenbremse; <input type="checkbox"/>		24.3727-3204.2 583204	L= 1.673
				→ 12/11; Scheibenbremse; <input type="checkbox"/>		24.3727-3205.2 583205	L= 1.673
2.0 CRDi 140	100 - 103	07/07→12/12		09/07→; Scheibenbremse; <input type="checkbox"/>		24.3727-3204.2 583204	L= 1.673
				09/07→; Scheibenbremse; <input type="checkbox"/>		24.3727-3205.2 583205	L= 1.673
KIA - CERATO I Stufenheck (LD) 04/04→12/11							
 Radbremszylinder							
1.6	75	04/04→12/09	➡	- ABS	2	24.3217-1120.3 020360	GG
Zubehörsatz, Bremsbacken							
1.6	75	04/04→12/09	➡	- ABS		03.0137-9241.2 669241	
 Bremstrommel							
1.6	75	04/04→12/09	➡	- ABS		24.0220-0031.1 480125	Ø 246 x 41,5 / 201
 Bremsbackensatz							
1.6	75	04/04→12/09	➡	- ABS		03.0137-0377.2 650377	Ø 200 x 36
KIA - CERATO II (TD) 01/09→							
 Bremstrommel							
1.6	91	02/09→	➡			24.0218-0044.2 480174	Ø 216 x 36 / 182 - RLG / - ABS Ring / mit Radbefestigungsbolzen
 Bremsbackensatz							
1.6	91	02/09→	➡			03.0137-0436.2 650436	Ø 200 x 26 - HEB
 Bremsbackensatz, Feststellbremse							
1.6	91	02/09→	➡			03.0137-3022.2 653022	Ø 170 x 32 + HEB
KIA - CERATO III Schrägheck (YD) 09/12→							
Zubehörsatz, Bremsbacken							
1.6 CVVT	95	11/14→	➡			03.0137-9351.2 669351	
KIA - CERATO III Stufenheck (YD) 09/12→							
Zubehörsatz, Bremsbacken							
1.6 CRDi	100	08/16→	➡			03.0137-9351.2 669351	
1.6 CVVT	94 - 95	11/14→					
2.0 MPi	112	03/16→					
KIA - CERATO KOUP II (TD) 01/09→							
Zubehörsatz, Bremsbacken							
1.6 CVVT	150	09/13→	➡			03.0137-9351.2 669351	
KIA - CERATO Stufenheck (FB) 06/00→12/04							
 Radbremszylinder							
1.8	85	10/01→07/04	➡	- ABS	2	24.3217-1120.3 020360	GG
Zubehörsatz, Bremsbacken							
1.8	85	10/01→07/04	➡	- ABS		03.0137-9241.2 669241	
 Bremstrommel							
1.8	85	10/01→07/04	➡	- ABS		24.0220-0031.1 480125	Ø 246 x 41,5 / 201
→							














	kw			 	! #		
KIA - CERATO Stufenheck (FB) 06/00→12/04							
 Bremsbackensatz							
1.8	85	10/01→07/04	➔	- ABS		03.0137-0377.2 650377	Ø 200 x 36
KIA - MAGENTIS I (GD, MS) 05/01→04/07							
 Bremsbackensatz, Feststellbremse							
2.0 2.5 V6	100 124	05/01→09/05 05/01→09/05	➔	+ ABS		03.0137-3024.2 653024	Ø 170 x 32 + HEB
KIA - MAGENTIS II (MG) 10/05→04/11							
 Bremsbackensatz, Feststellbremse							
2.0 2.0 CRDi 2.4 2.7 2.7 V6 2.4	106 - 121 100 - 110 120 138 142 119	11/05→12/10 11/05→12/10 11/05→12/08 11/05→12/10 07/09→12/10 08/06→12/09	➔			03.0137-3025.2 653025	Ø 170 x 27 - HEB
			➔	07/09→		03.0137-3025.2 653025	Ø 170 x 27 - HEB
Zubehörsatz, Feststellbremsbacken							
2.0 2.0 CRDi 2.4 2.7 2.7 V6 2.4	106 - 121 100 - 110 120 138 142 119	11/05→12/10 11/05→12/10 11/05→12/08 11/05→12/10 07/09→12/10 08/06→12/09	➔			03.0137-9334.2 669334	
			➔	07/09→		03.0137-9334.2 669334	
KIA - OPTIMA (FSGDS6B) 01/10→							
 Bremsbackensatz, Feststellbremse							
1.7 CRDi 2.0 2.0 CVVL 2.0 CVVT Hybrid 2.4 2.4 CVVT	100 125 121 140 132 132	03/12→ 03/12→ 03/12→ 12/12→ 03/12→ 01/12→	➔	→ 12/15		03.0137-3049.2 653049	Ø 167 x 26 - HEB
2.0 2.4 2.4 Hybrid	204 149 154	09/10→ 09/10→ 09/11→	➔	03/12→ 12/15		03.0137-3049.2 653049	Ø 167 x 26 - HEB
2.0 CVVT 2.4	110 - 121 129	01/11→12/15 06/10→12/15	➔			03.0137-3049.2 653049	Ø 167 x 26 - HEB
KIA - PICANTO I (SA) 04/04→05/12							
 Radbremszylinder							
1.0 1.0 LPG 1.1 1.1 LPG 1.1 CRDi	45 - 53 45 48 48 55	04/04→04/11 01/09→04/11 04/04→09/11 01/09→04/11 10/05→04/11	➔		2	24.3215-1703.3 020530	ALU
			➔	- ABS	2	24.3215-1703.3 020530	ALU
 Bremsbackensatz							
1.0 1.0 1.0 1.0 LPG 1.1 1.1 LPG 1.1 CRDi	45 46 53 45 48 48 55	04/04→04/11 09/07→04/11 04/04→04/11 01/09→04/11 04/04→09/11 01/09→04/11 10/05→04/11	➔	05/04→ 02/10 11/09→ 02/10 → 02/10 → 02/10; - ABS		03.0137-0511.2 650511	Ø 180 x 32 - HEB
			➔			03.0137-0511.2 650511	Ø 180 x 32 - HEB
			➔			03.0137-0511.2 650511	Ø 180 x 32 - HEB
			➔			03.0137-0511.2 650511	Ø 180 x 32 - HEB
 Seilzug, Feststellbremse							
1.0	45	04/04→04/11		05/04→; Trommelbremse; <input type="checkbox"/>		24.3727-3202.2 583202	L= 1.487
				05/04→; Trommelbremse; <input type="checkbox"/>		24.3727-3203.2 583203	L= 1.487
				02/05→; Scheibenbremse; <input type="checkbox"/>		24.3727-3206.2 583206	L= 1.515
				02/05→; Scheibenbremse; <input type="checkbox"/>		24.3727-3207.2 583207	L= 1.515
1.0	46	09/07→04/11		11/09→; Trommelbremse; <input type="checkbox"/>		24.3727-3202.2 583202	L= 1.487
				11/09→; Trommelbremse; <input type="checkbox"/>		24.3727-3203.2 583203	L= 1.487
				11/09→; Scheibenbremse; <input type="checkbox"/>		24.3727-3206.2 583206	L= 1.515
				11/09→; Scheibenbremse; <input type="checkbox"/>		24.3727-3207.2 583207	L= 1.515
→							












	kw					! #		
KIA - PICANTO I (SA) 04/04→05/12								
 Seilzug, Feststellbremse								
1.0	53	04/04→04/11		Trommelbremse; <input type="checkbox"/>		24.3727-3202.2	583202	L= 1.487
				Trommelbremse; <input type="checkbox"/>		24.3727-3203.2	583203	L= 1.487
				02/05→; Scheibenbremse; <input type="checkbox"/>		24.3727-3206.2	583206	L= 1.515
				02/05→; Scheibenbremse; <input type="checkbox"/>		24.3727-3207.2	583207	L= 1.515
1.0 LPG	45	01/09→04/11		Trommelbremse; <input type="checkbox"/>		24.3727-3202.2	583202	L= 1.487
1.1 CRDi	55	10/05→04/11		Trommelbremse; <input type="checkbox"/>		24.3727-3203.2	583203	L= 1.487
1.1 LPG	48	01/09→04/11		Scheibenbremse; <input type="checkbox"/>		24.3727-3206.2	583206	L= 1.515
				Scheibenbremse; <input type="checkbox"/>		24.3727-3207.2	583207	L= 1.515
1.1	48	04/04→09/11		→ 04/11; Trommelbremse; <input type="checkbox"/>		24.3727-3202.2	583202	L= 1.487
				→ 04/11; Trommelbremse; <input type="checkbox"/>		24.3727-3203.2	583203	L= 1.487
				02/05→ 04/11; Scheibenbremse; <input type="checkbox"/>		24.3727-3206.2	583206	L= 1.515
				02/05→ 04/11; Scheibenbremse; <input type="checkbox"/>		24.3727-3207.2	583207	L= 1.515
KIA - PICANTO II (TA) 05/11→05/17								
 Radbremszylinder								
1.0	49 - 51	05/11→03/17	➔	<input type="checkbox"/>		24.3217-1741.3	020611	ALU
1.0 Bi-Fuel	60	05/11→10/14	➔	<input type="checkbox"/>		24.3217-1742.3	020612	ALU
1.0 Flex	59	08/11→03/17						
1.0 LPG	49	08/13→03/17						
1.2	63 - 64	09/11→03/17						
 Bremsbackensatz								
1.0	49 - 51	05/11→03/17	➔			03.0137-0516.2	650516	Ø 180 x 27
1.0 Bi-Fuel	60	05/11→10/14						
1.0 Flex	59	08/11→03/17						
1.0 LPG	49	08/13→03/17						
1.2	63 - 64	09/11→03/17						
Zubehörsatz, Feststellbremsbacken								
1.0	49 - 51	05/11→03/17	➔			03.0137-9349.2	669349	
1.0 Bi-Fuel	60	05/11→10/14						
1.0 Flex	59	08/11→03/17						
1.0 LPG	49	08/13→03/17						
1.2	63 - 64	09/11→03/17						
 Seilzug, Feststellbremse								
1.0	49 - 51	05/11→03/17		für Fahrzeuge mit Trommelbremse an der Hinterachse; <input type="checkbox"/>		24.3727-3212.2	583212	L= 1.435
1.0 Bi-Fuel	60	05/11→10/14		für Fahrzeuge mit Trommelbremse an der Hinterachse; <input type="checkbox"/>		24.3727-3213.2	583213	L= 1.490
1.0 Flex	59	08/11→03/17						
1.0 LPG	49	08/13→03/17						
1.2	63 - 64	09/11→03/17						
KIA - PICANTO III (JA) 03/17→								
 Radbremszylinder								
1.0	49 - 51	03/17→	➔		2	24.3217-1740.3	020607	ALU
1.0 LPG	48	11/18→						
1.2	62	03/17→						
1.2 MPI	62	07/20→						
Zubehörsatz, Bremsbacken								
1.0	49 - 51	03/17→	➔			03.0137-9351.2	669351	
1.0 LPG	48	11/18→						
1.2	62	03/17→						
KIA - PREGIO Bus 08/95→04/10								
 Bremsbackensatz								
2.5 D	69	08/95→09/04	➔	09/02→ 03/04		03.0137-0486.2	650486	Ø 260 x 51 - HEB
KIA - PREGIO Kasten (TB) 10/97→								
 Bremsbackensatz								
2.5 Tci D	69	09/02→	➔	→ 03/04		03.0137-0486.2	650486	Ø 260 x 51 - HEB
2.7 D	60	10/97→	➔	→ 12/01		03.0137-0486.2	650486	Ø 260 x 51 - HEB


















	kw			 	! #		
KIA - PRIDE (DA) 01/90→12/11							
Zubehörsatz, Bremsbacken							
1.1 i	38	01/91→10/00	➔	→ 04/94		03.0137-9113.2	669113
1.3	44 - 53	01/90→09/01					
1.3 i	51	01/90→05/97					
1.3	47	10/96→05/01	➔	→ 10/00		03.0137-9113.2	669113
 Bremsbackensatz							
1.1 i	38	01/91→10/00	➔	→ 04/94		03.0137-0204.2	650204 Ø 170 x 25
1.3	44 - 53	01/90→09/01					
1.3 i	51	01/90→05/97					
1.3	47	10/96→05/01	➔	→ 10/00		03.0137-0204.2	650204 Ø 170 x 25
KIA - PRIDE Kombi 08/98→05/01							
Zubehörsatz, Bremsbacken							
1.3	47	08/99→05/01	➔			03.0137-9113.2	669113
 Bremsbackensatz							
1.3	47	08/99→05/01	➔			03.0137-0204.2	650204 Ø 170 x 25
KIA - PRIDE Van (DA) 04/92→06/99							
Zubehörsatz, Bremsbacken							
1.3	47	10/96→06/99	➔			03.0137-9113.2	669113
 Bremsbackensatz							
1.3	47	10/96→06/99	➔			03.0137-0204.2	650204 Ø 170 x 25
KIA - PRO CEE'D (ED) 02/08→02/13							
 Bremsbackensatz, Feststellbremse							
1.4	77 - 80	02/08→09/12	➔			03.0137-3029.2	653029 Ø 167 x 26 - HEB
1.4 CVVT	66	06/10→09/12					
1.6	90 - 93	02/08→09/12					
1.6 CRDi 115	85	02/08→09/12					
1.6 CRDi 128	94	10/10→09/12					
1.6 CRDi 90	66	02/08→09/12					
1.6 CVVT	85 - 92	02/08→02/13					
2.0	105	02/08→09/12					
2.0 CRDi 140	103	02/08→09/12					
2.0 LPG	105	01/09→12/09					
 Seilzug, Feststellbremse							
1.4	77 - 80	02/08→09/12		Scheibenbremse; <input type="checkbox"/>		24.3727-3204.2	583204 L= 1.673
1.4 CVVT	66	06/10→09/12		Scheibenbremse; <input type="checkbox"/>		24.3727-3205.2	583205 L= 1.673
1.6	90 - 93	02/08→09/12					
1.6 CRDi 115	85	02/08→09/12					
1.6 CRDi 128	94	10/10→09/12					
1.6 CRDi 90	66	02/08→09/12					
1.6 CVVT	92	10/10→02/13					
2.0	105	02/08→09/12					
2.0 CRDi 140	103	02/08→09/12					
2.0 LPG	105	01/09→12/09					
1.6 CVVT	85	02/08→09/12		<input type="checkbox"/>		24.3727-3204.2	583204 L= 1.673
				<input type="checkbox"/>		24.3727-3205.2	583205 L= 1.673
KIA - PRO CEE'D (JD) 03/13→07/18							
 Seilzug, Feststellbremse							
1.0 T-GDI	74 - 88	07/15→07/18		- eFSB; Scheibenbremse; <input type="checkbox"/>		24.3727-3208.2	583208 L= 1.878
1.4 CRDi 90	66	03/13→07/18		- eFSB; Scheibenbremse; <input type="checkbox"/>		24.3727-3209.2	583209 L= 1.742
1.4 CVVT	73 - 74	03/13→07/18					
1.4 MPI	74	04/15→07/18					
1.6 CRDi 110	81	03/13→07/18					
1.6 CRDi 128	94	03/13→07/15					
1.6 CRDi 136	100	07/15→07/18					
1.6 CVVT	95	03/13→07/18					
1.6 GDI	99	03/13→07/18					
1.6 GT	150	06/13→07/18					
→							
















	kw					! #		
KIA - PRO CEE'D (JD) 03/13→07/18								
 Seilzug, Feststellbremse								
1.4 MPI	73	07/13→07/18			für Linkslenker; - eFSB; Scheibenbremse; <input type="checkbox"/>		24.3727-3208.2 583208	L= 1.878
					für Linkslenker; - eFSB; Scheibenbremse; <input type="checkbox"/>		24.3727-3209.2 583209	L= 1.742
KIA - PRO CEE'D Hatchback Van (JD) 03/12→07/18								
 Seilzug, Feststellbremse								
1.4 CRDi	66	05/15→07/18			- eFSB; Scheibenbremse; <input type="checkbox"/>		24.3727-3208.2 583208	L= 1.878
1.6 GDI	99	04/15→07/18			- eFSB; Scheibenbremse; <input type="checkbox"/>		24.3727-3209.2 583209	L= 1.742
1.4 CVVT	73	05/12→07/18			- eFSB; Scheibenbremse; <input type="checkbox"/>		24.3727-3208.2 583208	L= 1.878
1.6 CRDi	94	10/12→07/18			03/13→; - eFSB; Scheibenbremse; <input type="checkbox"/>		24.3727-3209.2 583209	L= 1.742
KIA - RIO I Schrägheck (DC) 07/00→04/06								
 Radbremsszylinder								
1.3	55 - 60	08/00→02/05	➡	→ 06/02		2	24.3217-1120.3 020360	GG
1.5 16V	72	08/00→02/05	➡	07/02→		2	24.3217-1729.3 020535	ALU
1.5 16V	71	09/02→02/05	➡			2	24.3217-1729.3 020535	ALU
 Bremstrommel								
1.3	55 - 60	08/00→02/05	➡	→ 06/02			24.0220-0006.1 480309	Ø 230 x 31 / 201,5 - RLG / - ABS Ring
1.5 16V	72	08/00→02/05						
 Bremsbackensatz								
1.3	55 - 60	08/00→02/05	➡	→ 06/02			03.0137-0436.2 650436	Ø 200 x 26 - HEB
1.5 16V	72	08/00→02/05	➡	07/02→			03.0137-0455.2 650455	Ø 200 x 31 - HEB
1.5 16V	71	09/02→02/05	➡				03.0137-0455.2 650455	Ø 200 x 31 - HEB
 Seilzug, Feststellbremse								
1.3	55 - 60	08/00→02/05			Trommelbremse; <input type="checkbox"/>		24.3727-3200.2 583200	L= 1.584
1.5 16V	71 - 72	08/00→02/05			Trommelbremse; <input type="checkbox"/>		24.3727-3201.2 583201	L= 1.584
KIA - RIO I Stufenheck (DC_) 07/00→04/06								
 Radbremsszylinder								
1.3	55	09/00→02/05	➡	→ 06/02		2	24.3217-1120.3 020360	GG
1.5 16V	72	09/00→02/05	➡	07/02→		2	24.3217-1729.3 020535	ALU
1.3	60	08/02→02/05	➡			2	24.3217-1729.3 020535	ALU
1.5	70	09/02→02/05						
1.5 16V	71	09/02→02/05						
 Bremstrommel								
1.3	55	09/00→02/05	➡	→ 06/02			24.0220-0006.1 480309	Ø 230 x 31 / 201,5 - RLG / - ABS Ring
1.5 16V	72	09/00→02/05						
 Bremsbackensatz								
1.3	55	09/00→02/05	➡	→ 06/02			03.0137-0436.2 650436	Ø 200 x 26 - HEB
1.5 16V	72	09/00→02/05	➡	07/02→			03.0137-0455.2 650455	Ø 200 x 31 - HEB
1.3	60	08/02→02/05	➡				03.0137-0455.2 650455	Ø 200 x 31 - HEB
1.5	70	09/02→02/05						
1.5 16V	71	09/02→02/05						
 Seilzug, Feststellbremse								
1.3	55 - 60	09/00→02/05			Trommelbremse; <input type="checkbox"/>		24.3727-3200.2 583200	L= 1.584
1.5	70	09/02→02/05			Trommelbremse; <input type="checkbox"/>		24.3727-3201.2 583201	L= 1.584
1.5 16V	71 - 72	09/00→02/05						
KIA - RIO II (JB) 03/05→12/11								
 Radbremsszylinder								
1.4	55	01/10→12/11	➡			2	24.3217-1740.3 020607	ALU
1.4 16V	71	03/05→12/11						
1.5 CRDi	65 - 81	03/05→12/11						
1.6 CVVT	82	03/05→12/11						
→								












	kw			 	! #		
KIA - RIO II (JB) 03/05→12/11							
Zubehörsatz, Bremsbacken							
1.4 16V	71	03/05→12/11	➡	→ 08/11; - ABS		03.0137-9351.2 669351	
1.5 CRDi	65 - 81	03/05→12/11	➡	→ 08/11		03.0137-9351.2 669351	
1.6 CVVT	82	03/05→12/11					
 Bremsbackensatz							
1.4	55	01/10→12/11	➡			03.0137-0495.2 650495	Ø 203 x 32 + HEB
1.4 16V	71	03/05→12/11	➡	→ 08/11; - ABS		03.0137-0495.2 650495	Ø 203 x 32 + HEB
1.5 CRDi	65 - 81	03/05→12/11	➡	→ 08/11		03.0137-0495.2 650495	Ø 203 x 32 + HEB
1.6 CVVT	82	03/05→12/11					
 Bremsbackensatz, Feststellbremse							
1.4	55	01/10→12/11	➡			03.0137-3022.2 653022	Ø 170 x 32 + HEB
1.4 16V	71	03/05→12/11	➡	→ 08/11; + ABS		03.0137-3022.2 653022	Ø 170 x 32 + HEB
1.5 CRDi	65 - 81	03/05→12/11					
1.6 CVVT	82	03/05→12/11					
Zubehörsatz, Feststellbremsbacken							
1.4	55	01/10→12/11	➡			03.0137-9331.2 669331	
1.4 16V	71	03/05→12/11	➡	→ 08/11; + ABS		03.0137-9331.2 669331	
1.5 CRDi	65 - 81	03/05→12/11					
1.6 CVVT	82	03/05→12/11					
 Seilzug, Feststellbremse							
1.4	55	01/10→12/11		Trommelbremse; - ABS; <input type="checkbox"/>		24.3727-3210.2 583210	L= 1.605
				Trommelbremse; - ABS; <input type="checkbox"/>		24.3727-3211.2 583211	L= 1.605
1.4 16V	71	03/05→12/11		→ 08/11; - ABS; Trommelbremse; <input type="checkbox"/>		24.3727-3210.2 583210	L= 1.605
1.5 CRDi	81	03/05→12/11		→ 08/11; - ABS; Trommelbremse; <input type="checkbox"/>		24.3727-3211.2 583211	L= 1.605
1.6 CVVT	82	03/05→12/11		→ 08/11; - ABS; Trommelbremse; <input type="checkbox"/>			
1.5 CRDi	65	06/08→12/11		→ 08/11; - ABS; Trommelbremse; <input type="checkbox"/>		24.3727-3210.2 583210	L= 1.605
				→ 08/11; - ABS; Trommelbremse; <input type="checkbox"/>		24.3727-3211.2 583211	L= 1.605
				für Linkslenker; <input type="checkbox"/>		24.3727-3214.2 583214	L= 1.608
						24.3727-3215.2 583215	L= 1.604
KIA - RIO II Stufenheck (JB) 03/05→12/11							
 Radbremszylinder							
1.4 16V	71	03/05→12/11	➡		2	24.3217-1740.3 020607	ALU
1.5 CRDi	81	03/05→12/11					
1.6 16V	82	03/05→12/11					
1.5 CRDi	65	06/08→12/11	➡	- ABS	2	24.3217-1740.3 020607	ALU
Zubehörsatz, Bremsbacken							
1.4 16V	71	03/05→12/11	➡	→ 08/11; - ABS		03.0137-9351.2 669351	
1.5 CRDi	65 - 81	03/05→12/11					
1.6 16V	82	03/05→12/11					
 Bremsbackensatz							
1.4 16V	71	03/05→12/11	➡	→ 08/11; - ABS		03.0137-0495.2 650495	Ø 203 x 32 + HEB
1.5 CRDi	65 - 81	03/05→12/11					
1.6 16V	82	03/05→12/11					
 Bremsbackensatz, Feststellbremse							
1.4 16V	71	03/05→12/11	➡	→ 08/11; + ABS		03.0137-3022.2 653022	Ø 170 x 32 + HEB
1.5 CRDi	65 - 81	03/05→12/11					
1.6 16V	82	03/05→12/11					
Zubehörsatz, Feststellbremsbacken							
1.4 16V	71	03/05→12/11	➡	→ 08/11; + ABS		03.0137-9331.2 669331	
1.5 CRDi	65 - 81	03/05→12/11					
1.6 16V	82	03/05→12/11					
 Seilzug, Feststellbremse							
1.4 16V	71	03/05→12/11		→ 08/11; - ABS; Trommelbremse; <input type="checkbox"/>		24.3727-3210.2 583210	L= 1.605
1.5 CRDi	65 - 81	03/05→12/11		→ 08/11; - ABS; Trommelbremse; <input type="checkbox"/>		24.3727-3211.2 583211	L= 1.605
1.6 16V	82	03/05→12/11					











	kw			 	! #		
KIA - RIO III (UB) 09/11→12/17							
 Radbremsszylinder							
1.1 CRDi 1.2 1.25 1.25 CVVT 1.25 LPG 1.2 CVVT 1.4 CRDi 1.4 CVVT 1.6 CVVT	55 51 64 63 - 65 63 62 66 79 - 80 90	09/11→12/17 09/11→12/17 11/14→12/17 09/11→12/17 09/11→12/17 11/14→12/17 09/11→12/17 09/11→12/17 09/11→12/17 06/12→12/17	➔	für Fahrzeuge mit Trommelbremse an der Hinterachse	2	24.3217-1731.3 020551	ALU
 Bremsbackensatz							
1.1 CRDi 1.2 1.25 1.25 CVVT 1.25 LPG 1.2 CVVT 1.4 CRDi 1.4 CVVT	55 51 64 63 - 65 63 62 66 79 - 80	09/11→12/17 09/11→12/17 11/14→12/17 09/11→12/17 09/11→12/17 11/14→12/17 09/11→12/17 09/11→12/17 09/11→12/17 80	➔			03.0137-0524.2 650524 03.0520-5117.3 695117	Ø 203 x 31 + HEB Ø 203 x 31 + RZ / + Zub TopKit
Zubehörsatz, Feststellbremsbacken							
1.1 CRDi 1.2 1.25 1.25 CVVT 1.25 LPG 1.2 CVVT 1.4 CRDi 1.4 CVVT	55 51 64 63 - 65 63 62 66 79 - 80	09/11→12/17 09/11→12/17 11/14→12/17 09/11→12/17 09/11→12/17 11/14→12/17 09/11→12/17 09/11→12/17 09/11→12/17 80	➔	für Fahrzeuge mit Trommelbremse an der Hinterachse		03.0137-9348.2 669348	
KIA - RIO III Hatchback Van (UB) 09/11→							
 Radbremsszylinder							
1.1 CRDi 1.2 CVVT 1.4 CRDi 1.4 CVVT	55 63 66 80	09/11→ 04/15→12/17 04/15→ 04/15→	➔	für Fahrzeuge mit Trommelbremse an der Hinterachse		24.3217-1731.3 020551	ALU
 Bremsbackensatz							
1.1 CRDi 1.2 CVVT 1.4 CRDi 1.4 CVVT	55 63 66 80	09/11→ 04/15→12/17 04/15→ 04/15→	➔			03.0137-0524.2 650524 03.0520-5117.3 695117	Ø 203 x 31 + HEB Ø 203 x 31 + RZ / + Zub TopKit
Zubehörsatz, Feststellbremsbacken							
1.1 CRDi 1.2 CVVT 1.4 CRDi 1.4 CVVT	55 63 66 80	09/11→ 04/15→12/17 04/15→ 04/15→	➔	für Fahrzeuge mit Trommelbremse an der Hinterachse		03.0137-9348.2 669348	
KIA - RIO III Stufenheck (UB) 09/10→12/17							
 Radbremsszylinder							
1.25 CVVT 1.2 CVVT 1.4 CVVT 1.6 CVVT 1.4 CVVT	61 - 65 64 80 90 79	06/11→12/17 11/14→12/17 10/11→12/17 06/12→12/17 06/11→12/17	➔	für Fahrzeuge mit Trommelbremse an der Hinterachse	2	24.3217-1731.3 020551	ALU
			➔	09/11→; für Fahrzeuge mit Trommelbremse an der Hinterachse	2	24.3217-1731.3 020551	ALU
 Bremsbackensatz							
1.25 CVVT 1.2 CVVT 1.4 CVVT 1.4 CVVT	61 - 65 64 80 79	06/11→12/17 11/14→12/17 10/11→12/17 06/11→12/17	➔			03.0137-0524.2 650524 03.0520-5117.3 695117	Ø 203 x 31 + HEB Ø 203 x 31 + RZ / + Zub TopKit
			➔	09/11→		03.0137-0524.2 650524 03.0520-5117.3 695117	Ø 203 x 31 + HEB Ø 203 x 31 + RZ / + Zub TopKit
Zubehörsatz, Feststellbremsbacken							
1.25 CVVT 1.2 CVVT →	61 - 65 64	06/11→12/17 11/14→12/17	➔	für Fahrzeuge mit Trommelbremse an der Hinterachse		03.0137-9348.2 669348	















	kW			 	! #		
KIA - RIO III Stufenheck (UB) 09/10→12/17							
Zubehörsatz, Feststellbremsbacken							
1.4 CVVT	80	10/11→12/17	➔	für Fahrzeuge mit Trommelbremse an der Hinterachse		03.0137-9348.2 669348	
1.4 CVVT	79	06/11→12/17	➔	09/11→; für Fahrzeuge mit Trommelbremse an der Hinterachse		03.0137-9348.2 669348	
KIA - RIO IV (YB, SC, FB) 01/17→							
 Radbremszylinder							
1.0 T-GDI 100	74	01/17→	➔		2	24.3217-1731.3 020551	ALU
1.0 T-GDI 100 Eco-Dynamics+	74	02/17→					
1.0 T-GDI 120	88	01/17→					
1.0 T-GDI 120 Eco-Dynamics+	88	02/17→					
1.25	62	01/17→					
1.25 LPG	60	07/20→					
1.2 CVVT	62	05/20→					
1.4	73 -	01/17→					
	74						
1.4 CRDi 77	57	01/17→					
1.4 CRDi 90	66	01/17→					
1.6	89 -	01/17→					
	90						
1.6 Flex	94	07/17→					
Zubehörsatz, Feststellbremsbacken							
1.0 T-GDI 100	74	01/17→	➔		2	03.0137-9348.2 669348	
1.0 T-GDI 100 Eco-Dynamics+	74	02/17→					
1.0 T-GDI 120	88	01/17→					
1.0 T-GDI 120 Eco-Dynamics+	88	02/17→					
1.25	62	01/17→					
1.25 LPG	60	07/20→					
1.2 CVVT	62	05/20→					
1.4	73 -	01/17→					
	74						
1.4 CRDi 77	57	01/17→					
1.4 CRDi 90	66	01/17→					
1.6	89 -	01/17→					
	90						
1.6 Flex	94	07/17→					
KIA - RIO IV Hatchback Van (YB, SC, FB) 01/17→							
 Radbremszylinder							
1.0 T-GDI 100	74	01/17→	➔		2	24.3217-1731.3 020551	ALU
1.0 T-GDI 120	88	01/17→					
Zubehörsatz, Feststellbremsbacken							
1.0 T-GDI 100	74	01/17→	➔		2	03.0137-9348.2 669348	
1.0 T-GDI 120	88	01/17→					
KIA - RIO IV Stufenheck (SC, FB) 07/17→							
 Radbremszylinder							
1.4	73 -	07/17→	➔		2	24.3217-1731.3 020551	ALU
	74						
1.6	90	07/17→					
Zubehörsatz, Feststellbremsbacken							
1.4	73 -	07/17→	➔		2	03.0137-9348.2 669348	
	74						
1.6	90	07/17→					
KIA - SEDONA III (YP) 09/14→							
 Bremsbackensatz, Feststellbremse							
2.2 CRDI	149	07/15→	➔			03.0137-3039.2 653039	Ø 210 x 40 + HEB
2.2 TD	147	07/15→					
3.3	196 -	01/15→					
	199						
3.3 GDI	206	09/14→					
KIA - SEPHIA (FA) 01/95→10/97							
Zubehörsatz, Bremsbacken							
1.5 i	59	02/96→10/97	➔	- ABS		03.0137-9241.2 669241	
1.8 i 16V	82	01/95→10/97					
1.6 i	59	01/95→10/97	➔	→ 06/96; - ABS		03.0137-9241.2 669241	
→							


















	kw					! #		
KIA - SEPHIA (FA) 01/95→10/97								
 Bremstrommel								
1.5 i	59	02/96→10/97	➡	- ABS		24.0220-0031.1	480125	Ø 246 x 41,5 / 201
1.8 i 16V	82	01/95→10/97						
1.6 i	59	01/95→10/97	➡	→ 06/96; - ABS		24.0220-0031.1	480125	Ø 246 x 41,5 / 201
 Bremsbackensatz								
1.5 i	59	02/96→10/97	➡	- ABS		03.0137-0377.2	650377	Ø 200 x 36
1.8 i 16V	82	01/95→10/97						
1.6 i	59	01/95→10/97	➡	→ 06/96; - ABS		03.0137-0377.2	650377	Ø 200 x 36
KIA - SEPHIA Stufenheck (FA) 01/92→09/01								
Zubehörsatz, Bremsbacken								
1.5 i	59	02/96→10/97	➡	- ABS		03.0137-9241.2	669241	
1.8 i 16V	82	01/95→10/97						
1.6 i	59	09/93→10/97	➡	10/93→ 06/96; - ABS		03.0137-9241.2	669241	
 Bremstrommel								
1.5 i	59	02/96→10/97	➡	- ABS		24.0220-0031.1	480125	Ø 246 x 41,5 / 201
1.8 i 16V	82	01/95→10/97						
1.6 i	59	09/93→10/97	➡	10/93→ 06/96; - ABS		24.0220-0031.1	480125	Ø 246 x 41,5 / 201
 Bremsbackensatz								
1.5 i	59	02/96→10/97	➡	- ABS		03.0137-0377.2	650377	Ø 200 x 36
1.8 i 16V	82	01/95→10/97						
1.6 i	59	09/93→10/97	➡	10/93→ 06/96; - ABS		03.0137-0377.2	650377	Ø 200 x 36
KIA - SHUMA I (FB) 09/96→12/01								
 Radbremszylinder								
1.6	75	01/01→12/01	➡	05/01→; - ABS	2	24.3217-1120.3	020360	GG
Zubehörsatz, Bremsbacken								
1.5 i 16V	65	10/97→03/01	➡	- ABS		03.0137-9241.2	669241	
1.8 i 16V	81	10/97→03/01						
1.6	75	01/01→12/01	➡	05/01→; - ABS		03.0137-9241.2	669241	
 Bremstrommel								
1.5 i 16V	65	10/97→03/01	➡	- ABS		24.0220-0031.1	480125	Ø 246 x 41,5 / 201
1.8 i 16V	81	10/97→03/01						
1.6	75	01/01→12/01	➡	05/01→; - ABS		24.0220-0031.1	480125	Ø 246 x 41,5 / 201
 Bremsbackensatz								
1.5 i 16V	65	10/97→03/01	➡	- ABS		03.0137-0377.2	650377	Ø 200 x 36
1.8 i 16V	81	10/97→03/01						
1.6	75	01/01→12/01	➡	05/01→; - ABS		03.0137-0377.2	650377	Ø 200 x 36
KIA - SHUMA II (FB) 05/01→12/07								
 Radbremszylinder								
1.6	75	05/01→08/04	➡	- ABS	2	24.3217-1120.3	020360	GG
1.8	84	04/03→08/04						
1.8	81	05/01→06/04	➡	04/03→; - ABS	2	24.3217-1120.3	020360	GG
Zubehörsatz, Bremsbacken								
1.6	75	05/01→08/04	➡	- ABS		03.0137-9241.2	669241	
1.8	84	04/03→08/04						
1.8	81	05/01→06/04	➡	04/03→; - ABS		03.0137-9241.2	669241	
 Bremstrommel								
1.6	75	05/01→08/04	➡	- ABS		24.0220-0031.1	480125	Ø 246 x 41,5 / 201
1.8	84	04/03→08/04						
1.8	81	05/01→06/04	➡	04/03→; - ABS		24.0220-0031.1	480125	Ø 246 x 41,5 / 201
 Bremsbackensatz								
1.6	75	05/01→08/04	➡	- ABS		03.0137-0377.2	650377	Ø 200 x 36
1.8	84	04/03→08/04						
1.8	81	05/01→06/04	➡	04/03→; - ABS		03.0137-0377.2	650377	Ø 200 x 36



















	kw			 	! #		
KIA - SHUMA II Stufenheck (FB) 05/01→05/04							
 Radbremszylinder							
1.6	75	05/01→05/04	➡	- ABS	2	24.3217-1120.3 020360	GG
Zubehörsatz, Bremsbacken							
1.6	75	05/01→05/04	➡	- ABS		03.0137-9241.2 669241	
 Bremstrommel							
1.6	75	05/01→05/04	➡	- ABS		24.0220-0031.1 480125	Ø 246 x 41,5 / 201
 Bremsbackensatz							
1.6	75	05/01→05/04	➡	- ABS		03.0137-0377.2 650377	Ø 200 x 36
KIA - SHUMA Stufenheck (FB) 03/96→10/01							
Zubehörsatz, Bremsbacken							
1.5	59	03/96→12/98	➡	10/97→; - ABS		03.0137-9241.2 669241	
1.5 i 16V	65	10/97→10/01	➡	→ 04/01; - ABS		03.0137-9241.2 669241	
 Bremstrommel							
1.5	59	03/96→12/98	➡	10/97→; - ABS		24.0220-0031.1 480125	Ø 246 x 41,5 / 201
1.5 i 16V	65	10/97→10/01	➡	→ 04/01; - ABS		24.0220-0031.1 480125	Ø 246 x 41,5 / 201
 Bremsbackensatz							
1.5	59	03/96→12/98	➡	10/97→; - ABS		03.0137-0377.2 650377	Ø 200 x 36
1.5 i 16V	65	10/97→10/01	➡	→ 04/01; - ABS		03.0137-0377.2 650377	Ø 200 x 36
KIA - SORENTO I (JC) 08/02→12/11							
 Bremsbackensatz, Feststellbremse							
2.4	102	08/02→06/09	➡	→ 11/06		03.0137-3009.2 653009	Ø 190 x 40 - HEB
2.5 CRDi	103	08/02→03/11	➡				
2.5 CRDi	120	05/06→12/11	➡			03.0137-3028.2 653028	Ø 190 x 40 - HEB
3.3 4WD	180	09/08→12/09	➡				
3.8 4WD	196	09/06→12/11	➡				
2.5 CRDi	125 - 131	09/06→12/11	➡	→ 10/09		03.0137-3028.2 653028	Ø 190 x 40 - HEB
2.5 CRDi 4WD	131	09/06→12/11	➡				
3.3 V6 4WD	182	02/07→12/11	➡	11/07→		03.0137-3028.2 653028	Ø 190 x 40 - HEB
3.5	143	09/02→12/06	➡			03.0137-3009.2 653009	Ø 190 x 40 - HEB
3.5 V6 4WD	143	08/02→12/11	➡	→ 10/09		03.0137-3009.2 653009	Ø 190 x 40 - HEB
KIA - SORENTO I VAN (JC) 08/02→12/11							
 Bremsbackensatz, Feststellbremse							
2.5 CRDi 4WD	103	08/05→10/06	➡			03.0137-3028.2 653028	Ø 190 x 40 - HEB
KIA - SORENTO II (XM) 09/09→04/16							
 Bremsbackensatz, Feststellbremse							
2.0 CRDi	110	11/10→12/15	➡	07/12→ 09/14		03.0137-3048.2 653048	Ø 189 x 27 - HEB
2.0 CRDi 4WD	110	11/10→12/15	➡	→ 06/12		03.0137-3052.2 653052	Ø 189 x 27 - HEB
2.2 CRDi	145 - 147	11/09→12/15	➡	→ 10/10		03.0137-3027.2 653027	Ø 189 x 26 - HEB
2.2 CRDi 4WD	145 - 147	11/09→12/15	➡	07/12→ 09/14		03.0137-3048.2 653048	Ø 189 x 27 - HEB
2.4 CVVT	128	11/09→12/15	➡	11/10→ 06/12		03.0137-3052.2 653052	Ø 189 x 27 - HEB
2.4 CVVT 4WD	128	11/09→12/15	➡				
2.4	130	09/10→12/12	➡	→ 10/10		03.0137-3027.2 653027	Ø 189 x 26 - HEB
2.4 AWD	130	09/10→12/12	➡	07/12→		03.0137-3048.2 653048	Ø 189 x 27 - HEB
			➡	11/10→ 06/12		03.0137-3052.2 653052	Ø 189 x 27 - HEB
2.4 CVVT	141	10/12→12/15	➡	→ 09/14		03.0137-3048.2 653048	Ø 189 x 27 - HEB
2.4 CVVT 4WD	141	10/12→12/15	➡				
2.4 GDI	141	10/12→12/15	➡				
2.4 GDI 4WD	141	10/12→12/15	➡				
2.4 LPG	126	04/10→12/15	➡			03.0137-3052.2 653052	Ø 189 x 27 - HEB
2.4 LPG 4WD	126	04/10→12/15	➡				
3.5	203 - 204	11/09→12/15	➡			03.0137-3027.2 653027	Ø 189 x 26 - HEB
3.5 4WD	203 - 206	11/09→12/15	➡				
→							


















	kW			 	! #		
KIA - SORENTO II (XM) 09/09→04/16							
Zubehörsatz, Feststellbremsbacken							
2.0 CRDi	110	11/10→12/15	➡	→ 06/12		03.0137-9329.2 669329	
2.0 CRDi 4WD	110	11/10→12/15					
2.2 CRDi	145 - 147	11/09→12/15	➡	11/10→ 06/12		03.0137-9329.2 669329	
2.2 CRDi 4WD	145 - 147	11/09→12/15	➡	→ 10/10		03.0137-9329.2 669329	
2.4	130	09/10→12/12					
2.4 AWD	130	09/10→12/12					
2.4 CVVT	128	11/09→12/15					
2.4 CVVT 4WD	128	11/09→12/15					
2.4 CVVT	141	10/12→12/15		→ 09/14		03.0137-9329.2 669329	
2.4 CVVT 4WD	141	10/12→12/15					
2.4 GDI	141	10/12→12/15					
2.4 GDI 4WD	141	10/12→12/15					
2.4 LPG	126	04/10→12/15	➡			03.0137-9329.2 669329	
2.4 LPG 4WD	126	04/10→12/15					
3.5	203 - 204	11/09→12/15					
3.5 4WD	203 - 206	11/09→12/15					
KIA - SORENTO II Kasten/SUV (XM) 06/09→12/15							
 Bremsbackensatz, Feststellbremse							
CRDi	145	11/09→12/15	➡	→ 10/10		03.0137-3027.2 653027	Ø 189 x 26 - HEB
CRDi 4WD	145	11/09→12/15					
CVVT	128	06/09→12/15	➡	07/12→ 09/14		03.0137-3048.2 653048	Ø 189 x 27 - HEB
CVVT 4WD	128	06/09→12/15	➡	11/10→ 06/12		03.0137-3052.2 653052	Ø 189 x 27 - HEB
Zubehörsatz, Feststellbremsbacken							
CRDi	145	11/09→12/15	➡	11/10→ 06/12		03.0137-9329.2 669329	
CRDi 4WD	145	11/09→12/15					
CVVT	128	06/09→12/15	➡	→ 10/10		03.0137-9329.2 669329	
CVVT 4WD	128	06/09→12/15					
KIA - SOUL I (AM) 01/09→12/14							
 Bremsbackensatz, Feststellbremse							
1.6	91	09/09→12/14	➡	→ 02/14; + ABS		03.0137-3026.2 653026	Ø 167 x 32 + HEB
1.6 CRDi 115	85	02/09→12/14					
1.6 CRDi 128	94	02/09→12/14					
1.6 CVVT	95	06/11→12/14					
1.6 Flex	94	01/11→12/14					
1.6 GDI	103	06/11→12/14					
1.6 CVVT	77 - 93	02/09→12/11	➡	+ ABS		03.0137-3026.2 653026	Ø 167 x 32 + HEB
1.6 LPG	87 - 92	02/09→12/14					
2.0	106	09/09→12/11					
Zubehörsatz, Feststellbremsbacken							
1.6	91	09/09→12/14	➡	→ 02/14; + ABS		03.0137-9326.2 669326	
1.6 CRDi 115	85	02/09→12/14					
1.6 CRDi 128	94	02/09→12/14					
1.6 CVVT	95	06/11→12/14					
1.6 Flex	94	01/11→12/14					
1.6 GDI	103	06/11→12/14					
1.6 CVVT	77 - 93	02/09→12/11	➡	+ ABS		03.0137-9326.2 669326	
1.6 LPG	87 - 92	02/09→12/14					
2.0	106	09/09→12/11					
KIA - SOUL II (PS) 02/14→							
 Bremsbackensatz, Feststellbremse							
1.6 CRDi 128	94	02/14→	➡	→ 02/14; + ABS		03.0137-3026.2 653026	Ø 167 x 32 + HEB
Zubehörsatz, Feststellbremsbacken							
1.6 CRDi 128	94	02/14→	➡	→ 02/14; + ABS		03.0137-9326.2 669326	
KIA - SPORTAGE II (JE, KM) 09/04→							
 Bremsbackensatz, Feststellbremse							
2.0	122	01/09→05/10	➡			03.0137-3016.2 653016	Ø 167 x 27 - HEB
2.0 CRDi	100	01/06→05/10					
2.0 i 16V	104	09/04→					
2.0 LPG	101	06/09→05/10					
2.0 16V 4WD	104	09/04→	➡			03.0137-3004.2 653004	Ø 190 x 40 + HEB
→							




















	kw			 	! #		
KIA - SPORTAGE II (JE_, KM) 09/04→							
 Bremsbackensatz, Feststellbremse							
2.0 CRDi 4WD	83 - 110	09/04→	➔			03.0137-3004.2 653004	Ø 190 x 40 + HEB
2.7 V6 4WD	129	09/04→					
2.0 CRDi	83 - 110	02/05→	➔	→ 05/10		03.0137-3016.2 653016	Ø 167 x 27 - HEB
2.0 CRDi 4WD	103	01/06→	➔	→ 05/10		03.0137-3004.2 653004	Ø 190 x 40 + HEB
Zubehörsatz, Feststellbremsbacken							
2.0	122	01/09→05/10	➔			03.0137-9334.2 669334	
2.0 CRDi	100	01/06→05/10					
2.0 i 16V	104	09/04→					
2.0 LPG	101	06/09→05/10					
2.0 16V 4WD	104	09/04→	➔			03.0137-9330.2 669330	
2.0 CRDi 4WD	83 - 110	09/04→					
2.7 V6 4WD	129	09/04→					
2.0 CRDi	83 - 110	02/05→	➔	→ 05/10		03.0137-9334.2 669334	
KIA - SPORTAGE II VAN (KM_) 09/04→							
 Bremsbackensatz, Feststellbremse							
2.0 CRDi	110	09/08→05/10	➔			03.0137-3016.2 653016	Ø 167 x 27 - HEB
2.0 CRDi 4WD	110	09/08→05/10					
Zubehörsatz, Feststellbremsbacken							
2.0 CRDi	110	09/08→05/10	➔			03.0137-9334.2 669334	
2.0 CRDi 4WD	110	09/08→05/10					
KIA - SPORTAGE III (SL) 09/09→							
 Bremsbackensatz, Feststellbremse							
1.6 GDI	99	02/11→	➔	03/13→		03.0137-3029.2 653029	Ø 167 x 26 - HEB
1.6 LPG	99	01/14→12/15	➔			03.0137-3029.2 653029	Ø 167 x 26 - HEB
2.0 GDI	122 - 194	09/13→					
2.4 i AWD	130	08/10→					
2.0 CRDi	130	08/12→	➔	→ 12/15		03.0137-3030.2 653030	Ø 189 x 40 + HEB
2.0 CRDi AWD	100 - 135	07/10→					
2.0 CVVT AWD	120 - 122	07/10→					
2.0 GDI AWD	122	02/14→					
2.0 CVVT	113	11/14→12/15	➔	Fahrzeugproduktionsland Slowakische Republik		03.0137-3029.2 653029	Ø 167 x 26 - HEB
			➔	Fahrzeugproduktionsland Republik Korea (Südkorea)		03.0137-3030.2 653030	Ø 189 x 40 + HEB
2.0 CVVT AWD	110 - 113	06/10→12/15	➔			03.0137-3030.2 653030	Ø 189 x 40 + HEB
2.0 CVVT Flex AWD	131	01/12→					
Zubehörsatz, Feststellbremsbacken							
1.6 GDI	99	02/11→	➔			03.0137-9325.2 669325	
1.6 LPG	99	01/14→12/15					
1.7 CRDi	85	12/10→					
2.0 CRDi	100 - 135	07/10→					
2.0 CVVT	110 - 122	06/10→					
2.0 CVVT Flex	131	02/12→12/16					
2.0 GDI	122 - 194	09/13→					
2.4 i AWD	130	08/10→					
2.0 CRDi	130	08/12→	➔	→ 12/15		03.0137-9333.2 669333	
2.0 CRDi AWD	100 - 135	07/10→					
2.0 CVVT AWD	120 - 122	07/10→					
2.0 GDI AWD	122	02/14→					
2.0 CVVT	113	11/14→12/15	➔	Fahrzeugproduktionsland Republik Korea (Südkorea)		03.0137-9325.2 669325	
			➔	Fahrzeugproduktionsland Republik Korea (Südkorea)		03.0137-9333.2 669333	
2.0 CVVT AWD	110 - 113	06/10→12/15	➔			03.0137-9333.2 669333	
2.0 CVVT Flex AWD	131	01/12→					


















	kw					! #		
KIA - SPORTAGE SUV (K00) 04/94→04/05								
 Radbremszylinder								
2.0 2.0 4WD 2.0 i 16V 2.0 TD 4WD	87 87 94 61	10/00→08/03 10/00→08/03 10/99→08/03 10/97→08/03	➔			2	24.3220-1752.3 020591	GG
2.0 i 16V 4WD	94	04/94→08/03	➔	→ 09/99		2	24.3220-1746.3 020580	ALU
			➔	10/99→		2	24.3220-1752.3 020591	GG
2.0 i 16V 4WD	95	11/98→08/04	➔	→ 09/99		2	24.3220-1746.3 020580	ALU
			➔	10/99→ 08/03		2	24.3220-1752.3 020591	GG
2.0 i 4WD	70	04/94→08/99	➔			2	24.3220-1746.3 020580	ALU
KIA - VENGA (YN) 02/10→								
 Seilzug, Feststellbremse								
1.4 CRDi 75 1.4 CRDi 90 1.4 CVVT 1.6 CRDi 115 1.6 CRDi 128 1.6 CVVT	55 - 57 66 66 85 94 92	02/10→ 02/10→ 02/10→ 02/10→ 02/10→ 02/10→		Scheibenbremse; <input type="checkbox"/>			24.3727-3128.2 583128	L= 1.838
				Scheibenbremse; <input type="checkbox"/>			24.3727-3129.2 583129	L= 1.855
1.4 LPG	66	02/10→		für Linkslenker; Scheibenbremse; <input type="checkbox"/>			24.3727-3128.2 583128	L= 1.838
				für Linkslenker; Scheibenbremse; <input type="checkbox"/>			24.3727-3129.2 583129	L= 1.855
KIA - VENGA Hatchback Van (YN) 02/10→								
 Seilzug, Feststellbremse								
CRDi CVVT	57 - 66 66 - 92	04/15→ 02/15→		<input type="checkbox"/>			24.3727-3128.2 583128	L= 1.838
				<input type="checkbox"/>			24.3727-3129.2 583129	L= 1.855
LADA - 110 (2110) 01/95→12/12								
 Radbremszylinder								
1.5 1.5 16V 1.6 2.0 i Wankel	54 - 57 70 66 110 88	01/95→12/05 01/95→12/05 01/00→12/08 08/96→07/00 06/97→09/04	➔			2	24.3220-1103.3 020214	GG
1.6	60	01/00→12/12	➔	→ 08/07		2	24.3220-1103.3 020214	GG
Zubehörsatz, Bremsbacken								
1.5 1.5 16V 1.6 2.0 i Wankel	54 - 57 70 66 110 88	01/95→12/05 01/95→12/05 01/00→12/08 08/96→07/00 06/97→09/04	➔	- ABS			03.0137-9118.2 669118	
1.6	60	01/00→12/12	➔	→ 08/07; - ABS			03.0137-9118.2 669118	
 Bremstrommel								
1.5 1.5 16V 1.6 2.0 i Wankel	54 - 57 70 66 110 88	01/95→12/05 01/95→12/05 01/00→12/08 08/96→07/00 06/97→09/04	➔				24.0220-0020.1 480059	Ø 256 x 50 / 201,5
1.6	60	01/00→12/12	➔	→ 08/07			24.0220-0020.1 480059	Ø 256 x 50 / 201,5
 Bremsbackensatz								
1.5 1.5 16V 1.6 2.0 i Wankel	54 - 57 70 66 110 88	01/95→12/05 01/95→12/05 01/00→12/08 08/96→07/00 06/97→09/04	➔	- ABS			03.0137-0231.2 650231	Ø 200 x 41
1.6	60	01/00→12/12	➔	→ 08/07; - ABS			03.0137-0231.2 650231	Ø 200 x 41
LADA - 111 (2111) 01/95→02/09								
 Radbremszylinder								
1.5 1.5 16V →	57 70	01/96→12/05 01/95→08/02	➔			2	24.3220-1103.3 020214	GG
















	kw			 	! #		
LADA - 111 (2111) 01/95→02/09							
 Radbremszylinder							
1.6	60	09/04→02/09	➡	01/05→12/08	2	24.3220-1103.3 020214	GG
1.6	66	09/04→12/07	➡	03/06→	2	24.3220-1103.3 020214	GG
Zubehörsatz, Bremsbacken							
1.5	57	01/96→12/05	➡	- ABS		03.0137-9118.2 669118	
1.5 16V	70	01/95→08/02					
1.6	60	09/04→02/09	➡	01/05→12/08; - ABS		03.0137-9118.2 669118	
1.6	66	09/04→12/07	➡	03/06→; - ABS		03.0137-9118.2 669118	
 Bremstrommel							
1.5	57	01/96→12/05	➡			24.0220-0020.1 480059	Ø 256 x 50 / 201,5
1.5 16V	70	01/95→08/02					
1.6	60	09/04→02/09	➡	01/05→12/08		24.0220-0020.1 480059	Ø 256 x 50 / 201,5
1.6	66	09/04→12/07	➡	03/06→		24.0220-0020.1 480059	Ø 256 x 50 / 201,5
 Bremsbackensatz							
1.5	57	01/96→12/05	➡	- ABS		03.0137-0231.2 650231	Ø 200 x 41
1.5 16V	70	01/95→08/02					
1.6	60	09/04→02/09	➡	01/05→12/08; - ABS		03.0137-0231.2 650231	Ø 200 x 41
1.6	66	09/04→12/07	➡	03/06→; - ABS		03.0137-0231.2 650231	Ø 200 x 41
LADA - 112 (2112) 01/95→12/11							
 Radbremszylinder							
1.5	57	01/95→09/04	➡		2	24.3220-1103.3 020214	GG
1.5 16V	70	01/95→09/00					
1.6	66	03/06→12/08					
1.6	60	01/05→12/11	➡	→ 12/08	2	24.3220-1103.3 020214	GG
Zubehörsatz, Bremsbacken							
1.5	57	01/95→09/04	➡	- ABS		03.0137-9118.2 669118	
1.5 16V	70	01/95→09/00					
1.6	66	03/06→12/08					
1.6	60	01/05→12/11	➡	→ 12/08; - ABS		03.0137-9118.2 669118	
 Bremstrommel							
1.5	57	01/95→09/04	➡			24.0220-0020.1 480059	Ø 256 x 50 / 201,5
1.5 16V	70	01/95→09/00					
1.6	66	03/06→12/08					
1.6	60	01/05→12/11	➡	→ 12/08		24.0220-0020.1 480059	Ø 256 x 50 / 201,5
 Bremsbackensatz							
1.5	57	01/95→09/04	➡	- ABS		03.0137-0231.2 650231	Ø 200 x 41
1.5 16V	70	01/95→09/00					
1.6	66	03/06→12/08					
1.6	60	01/05→12/11	➡	→ 12/08; - ABS		03.0137-0231.2 650231	Ø 200 x 41
LADA - 1200-1600 01/70→12/05							
 Radbremszylinder							
1600 N/L	57	03/79→12/05	➡	→ 06/85	2	24.3220-1102.3 020213	GG
Zubehörsatz, Bremsbacken							
1600 N/L	57	03/79→12/05	➡	→ 06/85		03.0137-9117.2 669117	
 Bremsbackensatz							
1600 N/L	57	03/79→12/05	➡	→ 06/85		03.0137-0232.2 650232	Ø 250 x 51
						03.0420-0620.3 680620	Ø 250 x 51 + RZ / + Zub Kit
 Seilzug, Feststellbremse							
1600 N/L	57	03/79→12/05		→ 06/85; Trommelbremse; ☑	1	24.3727-2402.2 582402	L= 2.503
LADA - GRANTA Liftback (2191_) 05/14→							
 Radbremszylinder							
1.6	64 - 78	08/14→	➡		2	24.3220-1103.3 020214	GG
→							













	kW			 	! #		
LADA - GRANTA Liftback (2191_) 05/14→							
Zubehörsatz, Bremsbacken							
1.6	64 - 78	08/14→	➔	- ABS		03.0137-9118.2 669118	
 Bremstrommel							
1.6	64 - 78	08/14→	➔			24.0220-0020.1 480059	Ø 256 x 50 / 201,5
 Bremsbackensatz							
1.6	64 - 78	08/14→	➔	- ABS		03.0137-0231.2 650231	Ø 200 x 41
LADA - KALINA II Kombi (2194_) 05/13→09/18							
 Radbremszylinder							
1.6	64 - 78	11/13→09/18	➔		2	24.3220-1103.3 020214	GG
Zubehörsatz, Bremsbacken							
1.6	64 - 78	11/13→09/18	➔	- ABS		03.0137-9118.2 669118	
 Bremstrommel							
1.6	64 - 78	11/13→09/18	➔			24.0220-0020.1 480059	Ø 256 x 50 / 201,5
 Bremsbackensatz							
1.6	64 - 78	11/13→09/18	➔	- ABS		03.0137-0231.2 650231	Ø 200 x 41
LADA - KALINA II Schrägheck (2192_) 05/13→09/19							
 Radbremszylinder							
1.6	64 - 72	06/13→09/18	➔		2	24.3220-1103.3 020214	GG
Zubehörsatz, Bremsbacken							
1.6	64 - 72	06/13→09/18	➔	- ABS		03.0137-9118.2 669118	
 Bremstrommel							
1.6	64 - 72	06/13→09/18	➔			24.0220-0020.1 480059	Ø 256 x 50 / 201,5
 Bremsbackensatz							
1.6	64 - 72	06/13→09/18	➔	- ABS		03.0137-0231.2 650231	Ø 200 x 41
LADA - KALINA Kombi (1117) 09/04→12/13							
 Radbremszylinder							
1.4 16V 1.4 16V LPG 1.6	66 65 60 - 62	11/08→12/13 11/08→12/13 10/07→12/13	➔		2	24.3220-1103.3 020214	GG
Zubehörsatz, Bremsbacken							
1.4 16V 1.4 16V LPG 1.6	66 65 60 - 62	11/08→12/13 11/08→12/13 10/07→12/13	➔	- ABS		03.0137-9118.2 669118	
 Bremstrommel							
1.4 16V 1.4 16V LPG 1.6	66 65 60 - 62	11/08→12/13 11/08→12/13 10/07→12/13	➔			24.0220-0020.1 480059	Ø 256 x 50 / 201,5
 Bremsbackensatz							
1.4 16V 1.4 16V LPG 1.6	66 65 60 - 62	11/08→12/13 11/08→12/13 10/07→12/13	➔	- ABS		03.0137-0231.2 650231	Ø 200 x 41
















	kW			 	! #		
LADA - KALINA Schrägheck (1119) 10/04→12/13							
 Radbremszylinder							
1.4 16V 1.4 16V LPG 1.6	66 65 60 - 62	11/08→12/13 11/08→12/13 10/04→12/13	➔		2	24.3220-1103.3 020214	GG
Zubehörsatz, Bremsbacken							
1.4 16V 1.4 16V LPG 1.6	66 65 60 - 62	11/08→12/13 11/08→12/13 10/04→12/13	➔	- ABS		03.0137-9118.2 669118	
 Bremstrommel							
1.4 16V 1.4 16V LPG 1.6	66 65 60 - 62	11/08→12/13 11/08→12/13 10/04→12/13	➔			24.0220-0020.1 480059	Ø 256 x 50 / 201,5
 Bremsbackensatz							
1.4 16V 1.4 16V LPG 1.6	66 65 60 - 62	11/08→12/13 11/08→12/13 10/04→12/13	➔	- ABS		03.0137-0231.2 650231	Ø 200 x 41
LADA - KALINA Stufenheck (1118) 09/04→12/13							
 Radbremszylinder							
1.4 16V 1.4 16V LPG 1.6	66 65 60 - 62	09/06→12/13 11/08→12/13 10/04→12/13	➔		2	24.3220-1103.3 020214	GG
Zubehörsatz, Bremsbacken							
1.4 16V 1.4 16V LPG 1.6	66 65 60 - 62	09/06→12/13 11/08→12/13 10/04→12/13	➔	- ABS		03.0137-9118.2 669118	
 Bremstrommel							
1.4 16V 1.4 16V LPG 1.6	66 65 60 - 62	09/06→12/13 11/08→12/13 10/04→12/13	➔			24.0220-0020.1 480059	Ø 256 x 50 / 201,5
 Bremsbackensatz							
1.4 16V 1.4 16V LPG 1.6	66 65 60 - 62	09/06→12/13 11/08→12/13 10/04→12/13	➔	- ABS		03.0137-0231.2 650231	Ø 200 x 41
LADA - NOVA (2105) 05/81→04/12							
 Radbremszylinder							
1200 Junior/L 1300 Spezial/L 1500 S 1500 Special	44 48 52 55	09/81→04/12 05/81→04/12 06/89→04/12 03/85→04/12	➔	→ 12/96	2	24.3220-1103.3 020214	GG
Zubehörsatz, Bremsbacken							
1200 Junior/L 1300 Spezial/L 1500 S 1500 Special	44 48 52 55	09/81→04/12 05/81→04/12 06/89→04/12 03/85→04/12	➔	→ 12/96		03.0137-9117.2 669117	
 Bremsbackensatz							
1200 Junior/L 1300 Spezial/L 1500 S 1500 Special	44 48 52 55	09/81→04/12 05/81→04/12 06/89→04/12 03/85→04/12	➔	→ 12/96		03.0137-0232.2 650232	Ø 250 x 51
 Seilzug, Feststellbremse							
1200 Junior/L 1300 Spezial/L 1500 S 1500 Special	44 48 52 55	09/81→04/12 05/81→04/12 06/89→04/12 03/85→04/12		→ 12/96; Trommelbremse; 	1	24.3727-2402.2 582402	L= 2.503















	kw					! #		
LADA - NOVA Kombi (2104) 09/84→04/12								
 Radbremszylinder								
1500	49	08/94→04/12	➡	→ 12/96		2	24.3220-1103.3 020214	GG
1500	55	09/85→04/98	➡			2	24.3220-1103.3 020214	GG
Zubehörsatz, Bremsbacken								
1500	49	08/94→04/12	➡	→ 12/96			03.0137-9117.2 669117	
1500	55	09/85→04/98	➡				03.0137-9117.2 669117	
 Bremsbackensatz								
1500	49	08/94→04/12	➡	→ 12/96			03.0137-0232.2 650232	Ø 250 x 51
1500	55	09/85→04/98	➡				03.0137-0232.2 650232	Ø 250 x 51
 Seilzug, Feststellbremse								
1500	49	08/94→04/12		→ 12/96; Trommelbremse; ⚠		1	24.3727-2402.2 582402	L= 2.503
1500	55	09/85→04/98		Trommelbremse; ⚠		1	24.3727-2402.2 582402	L= 2.503
LADA - PRIORA Kombi (2171) 05/09→12/15								
 Radbremszylinder								
1.6	72	10/09→12/15	➡			2	24.3220-1103.3 020214	GG
Zubehörsatz, Bremsbacken								
1.6	72	10/09→12/15	➡	- ABS			03.0137-9118.2 669118	
 Bremstrommel								
1.6	72	10/09→12/15	➡				24.0220-0020.1 480059	Ø 256 x 50 / 201,5
 Bremsbackensatz								
1.6	72	10/09→12/15	➡	- ABS			03.0137-0231.2 650231	Ø 200 x 41
LADA - PRIORA Schrägheck (2172) 02/08→12/15								
 Radbremszylinder								
1.6	60 - 72	12/08→12/15	➡			2	24.3220-1103.3 020214	GG
1.6 LPG	71	12/08→12/13						
Zubehörsatz, Bremsbacken								
1.6	60 - 72	12/08→12/15	➡	- ABS			03.0137-9118.2 669118	
1.6 LPG	71	12/08→12/13						
 Bremstrommel								
1.6	60 - 72	12/08→12/15	➡				24.0220-0020.1 480059	Ø 256 x 50 / 201,5
1.6 LPG	71	12/08→12/13						
 Bremsbackensatz								
1.6	60 - 72	12/08→12/15	➡	- ABS			03.0137-0231.2 650231	Ø 200 x 41
1.6 LPG	71	12/08→12/13						
LADA - PRIORA Stufenheck (2170_) 04/07→07/18								
 Radbremszylinder								
1.6	60 - 90	04/07→07/18	➡			2	24.3220-1103.3 020214	GG
1.6 LPG	71	03/09→09/16						
Zubehörsatz, Bremsbacken								
1.6	60 - 90	04/07→07/18	➡	- ABS			03.0137-9118.2 669118	
1.6 LPG	71	03/09→09/16						
 Bremstrommel								
1.6	60 - 90	04/07→07/18	➡				24.0220-0020.1 480059	Ø 256 x 50 / 201,5
1.6 LPG	71	03/09→09/16						
 Bremsbackensatz								
1.6	60 - 90	04/07→07/18	➡	- ABS			03.0137-0231.2 650231	Ø 200 x 41
1.6 LPG	71	03/09→09/16						












	kW					! #		
LADA - SAMARA (2108, 2109, 2113, 2114) 09/84→12/13								
 Radbremszylinder								
1.5 1500	56 52	04/96→12/13 02/95→12/06	➡	→ 12/99		2	24.3220-1103.3 020214	GG
1.5 1.6 1100 1300	59 60 43 45 - 50	08/03→12/06 02/09→12/13 02/96→08/99 09/91→12/99	➡			2	24.3220-1103.3 020214	GG
Zubehörsatz, Bremsbacken								
1.5 1500	56 52	04/96→12/13 02/95→12/06	➡	→ 12/99; - ABS			03.0137-9118.2 669118	
1100 1300	43 45 - 50	02/96→08/99 09/91→12/99	➡	- ABS			03.0137-9118.2 669118	
 Bremstrommel								
1.5 1500	56 52	04/96→12/13 02/95→12/06	➡	→ 12/99			24.0220-0020.1 480059	Ø 256 x 50 / 201,5
1.5 1.6 1100 1300	59 60 43 45 - 50	08/03→12/06 02/09→12/13 02/96→08/99 09/91→12/99	➡				24.0220-0020.1 480059	Ø 256 x 50 / 201,5
 Bremsbackensatz								
1.5 1500	56 52	04/96→12/13 02/95→12/06	➡	→ 12/99; - ABS			03.0137-0231.2 650231	Ø 200 x 41
1.5 1.6 1100 1300	59 60 43 45 - 50	08/03→12/06 02/09→12/13 02/96→08/99 09/91→12/99	➡	- ABS			03.0137-0231.2 650231	Ø 200 x 41
LADA - SAMARA Schrägheck (2113, 2114) 03/97→12/13								
 Radbremszylinder								
1.5	53	08/03→12/13	➡			2	24.3220-1103.3 020214	GG
 Bremstrommel								
1.5	53	08/03→12/13	➡				24.0220-0020.1 480059	Ø 256 x 50 / 201,5
 Bremsbackensatz								
1.5	53	08/03→12/13	➡				03.0137-0231.2 650231	Ø 200 x 41
LADA - SAMARA Stufenheck (21099, 2115) 09/87→12/12								
 Radbremszylinder								
1100 1300 1500	39 45 - 48 52	07/91→08/99 05/89→08/99 11/94→12/06	➡	→ 12/95		2	24.3220-1103.3 020214	GG
Zubehörsatz, Bremsbacken								
1100 1300 1500	39 45 - 48 52	07/91→08/99 05/89→08/99 11/94→12/06	➡	→ 12/95; - ABS			03.0137-9118.2 669118	
 Bremstrommel								
1100 1300 1500	39 45 - 48 52	07/91→08/99 05/89→08/99 11/94→12/06	➡	→ 12/95			24.0220-0020.1 480059	Ø 256 x 50 / 201,5
 Bremsbackensatz								
1100 1300 1500	39 45 - 48 52	07/91→08/99 05/89→08/99 11/94→12/06	➡	→ 12/95; - ABS			03.0137-0231.2 650231	Ø 200 x 41
LADA - TAIGA Geländewagen geschlossen (2121, 2131) 12/76→								
 Radbremszylinder								
1.7 LPG 1700 i →	57 59	09/02→12/15 06/96→12/06	➡			2	24.3220-1103.3 020214 24.3220-1102.3 020213	GG GG













	kW			 	! #		
LADA - TAIGA Geländewagen geschlossen (2121, 2131) 12/76→							
 Radbremszylinder							
1700 i 4x4	60 - 61	10/00→	➔		2	24.3220-1102.3 020213	GG
1900 Diesel	55	01/99→12/06					
1900 Diesel	48	01/93→08/99	➔	03/93→	2	24.3220-1102.3 020213	GG
Zubehörsatz, Bremsbacken							
1.7 LPG	57	09/02→12/15	➔			03.0137-9117.2 669117	
1700 i	59	06/96→12/06					
1700 i 4x4	60 - 61	10/00→					
1900 Diesel	55	01/99→12/06					
1900 Diesel	48	01/93→08/99	➔	03/93→		03.0137-9117.2 669117	
 Bremstrommel							
1.7 LPG	57	09/02→12/15	➔			24.0225-0004.1 480058	Ø 309 x 57,5 / 251,5
1700 i	59	06/96→12/06					
1700 i 4x4	60 - 61	10/00→					
1900 Diesel	55	01/99→12/06					
1900 Diesel	48	01/93→08/99	➔	03/93→		24.0225-0004.1 480058	Ø 309 x 57,5 / 251,5
 Bremsbackensatz							
1.7 LPG	57	09/02→12/15	➔			03.0137-0232.2 650232	Ø 250 x 51
1700 i	59	06/96→12/06					
1700 i 4x4	60 - 61	10/00→					
1900 Diesel	55	01/99→12/06					
1900 Diesel	48	01/93→08/99	➔	03/93→		03.0137-0232.2 650232	Ø 250 x 51
LADA - TOSCANA (2107) 05/82→05/12							
 Radbremszylinder							
1300	48	12/85→05/12	➔	→ 12/96	2	24.3220-1103.3 020214	GG
Zubehörsatz, Bremsbacken							
1300	48	12/85→05/12	➔	→ 12/96		03.0137-9117.2 669117	
 Bremsbackensatz							
1300	48	12/85→05/12	➔	→ 12/96		03.0137-0232.2 650232	Ø 250 x 51
 Seilzug, Feststellbremse							
1300	48	12/85→05/12		→ 12/96; Trommelbremse; ☑	1	24.3727-2402.2 582402	L= 2.503
LADA - VESTA (GFL_) 11/15→							
 Radbremszylinder							
1.6	75 - 83	11/15→	➔		2	24.3219-1762.3 020550	ALU
1.6 CNG	78	08/17→					
1.8	90	06/16→					
1.8 Sport	107	02/19→					
Zubehörsatz, Bremsbacken							
1.6	75 - 83	11/15→	➔			03.0137-9321.2 669321	
1.6 CNG	78	08/17→					
1.8	90	06/16→					
1.8 Sport	107	02/19→					
LADA - VESTA SW Kombi (GFK_) 11/15→							
 Radbremszylinder							
1.6	75 - 83	11/15→	➔		2	24.3219-1762.3 020550	ALU
1.8	90	07/16→					
Cross 1.6	75	11/18→					
Zubehörsatz, Bremsbacken							
1.6	75 - 83	11/15→	➔			03.0137-9321.2 669321	
1.8	90	07/16→					
Cross 1.6	75	11/18→					















	kw					! #		
LANCIA - DEDRA (835_) 01/89→07/99								
 Radbremszylinder								
1.6 16V 1.6 LE Cat	76 66	01/96→07/99 07/94→07/99	➔			2	24.3222-1701.3 020376	GG
1.6 i.e.	55	04/93→07/99	➔	→ 10/93; - ABS		2	24.3222-1701.3 020376	GG
			➔	11/93→		2	24.3222-1701.3 020376	GG
Zubehörsatz, Bremsbacken								
1.6 16V 1.6 LE Cat	76 66	01/96→07/99 07/94→07/99	➔				03.0137-9088.2 669088	BDX
1.6 i.e.	55	04/93→07/99	➔	→ 10/93; - ABS			03.0137-9088.2 669088	BDX
			➔	11/93→			03.0137-9088.2 669088	BDX
 Bremstrommel								
1.6 16V 1.6 LE Cat	76 66	01/96→07/99 07/94→07/99	➔				24.0218-0011.1 480006	Ø 214 x 40 / 181,4
1.6 i.e.	55	04/93→07/99	➔	→ 10/93; - ABS			24.0218-0011.1 480006	Ø 214 x 40 / 181,4
			➔	11/93→			24.0218-0011.1 480006	Ø 214 x 40 / 181,4
 Bremsbackensatz								
1.6 16V 1.6 LE Cat	76 66	01/96→07/99 07/94→07/99	➔				03.0137-0207.2 650207	BDX Ø 180 x 32 + HEB
							03.0420-4322.3 684322	BDX Ø 180 x 32 + RZ / + Zub Kit
1.6 i.e.	55	04/93→07/99	➔	→ 10/93; - ABS			03.0137-0207.2 650207	BDX Ø 180 x 32 + HEB
							03.0420-4322.3 684322	BDX Ø 180 x 32 + RZ / + Zub Kit
			➔	11/93→			03.0137-0207.2 650207	BDX Ø 180 x 32 + HEB
							03.0420-4322.3 684322	BDX Ø 180 x 32 + RZ / + Zub Kit
 Seilzug, Feststellbremse								
1.6 16V 1.6 LE Cat	76 66	01/96→07/99 07/94→07/99		für Fahrzeuge mit Klimaanlage; Scheibenbremse; <input type="checkbox"/>			24.3727-0006.2 580006	L= 1.460
				für Fahrzeuge ohne Klimaanlage; Trommelbremse; <input type="checkbox"/>			24.3727-0511.2 580511	L= 1.415
				für Fahrzeuge mit Klimaanlage; Scheibenbremse; <input type="checkbox"/>			24.3727-0521.2 580521	L= 1.517
1.6 i.e.	55	04/93→07/99		→ 10/93; + ABS; Scheibenbremse; <input type="checkbox"/>			24.3727-0006.2 580006	L= 1.460
				11/93→; für Fahrzeuge mit Klimaanlage; Scheibenbremse; <input type="checkbox"/>			24.3727-0006.2 580006	L= 1.460
				→ 10/93; - ABS; Trommelbremse; <input type="checkbox"/>			24.3727-0511.2 580511	L= 1.415
				11/93→; für Fahrzeuge ohne Klimaanlage; Trommelbremse; <input type="checkbox"/>			24.3727-0511.2 580511	L= 1.415
				→ 10/93; + ABS; Scheibenbremse; <input type="checkbox"/>			24.3727-0521.2 580521	L= 1.517
				11/93→; für Fahrzeuge mit Klimaanlage; Scheibenbremse; <input type="checkbox"/>			24.3727-0521.2 580521	L= 1.517
1.8 16V LE 1.8 i.e. 2.0 16V	83 74 102	03/96→07/99 07/94→07/99 07/94→07/99		Scheibenbremse; <input type="checkbox"/>			24.3727-0006.2 580006	L= 1.460
				Scheibenbremse; <input type="checkbox"/>			24.3727-0521.2 580521	L= 1.517
1.8 i.e.	66	08/93→07/99		11/93→; Scheibenbremse; <input type="checkbox"/>			24.3727-0006.2 580006	L= 1.460
				→ 10/93; Scheibenbremse; <input type="checkbox"/>			24.3727-0006.2 580006	L= 1.460
				11/93→; Scheibenbremse; <input type="checkbox"/>			24.3727-0521.2 580521	L= 1.517
				→ 10/93; Scheibenbremse; <input type="checkbox"/>			24.3727-0521.2 580521	L= 1.517
1.8 i.e. 1.9 TDS 2.0 i.e.	77 66 83	09/89→07/99 04/89→07/99 09/89→07/99		11/93→; Scheibenbremse; <input type="checkbox"/>			24.3727-0006.2 580006	L= 1.460
				01/90→ 10/93; Scheibenbremse; <input type="checkbox"/>			24.3727-0006.2 580006	L= 1.460
				11/93→; Scheibenbremse; <input type="checkbox"/>			24.3727-0521.2 580521	L= 1.517
				01/90→ 10/93; Scheibenbremse; <input type="checkbox"/>			24.3727-0521.2 580521	L= 1.517
2.0 i.e. Turbo	119	04/91→07/99		11/93→; Scheibenbremse; <input type="checkbox"/>			24.3727-0006.2 580006	L= 1.460
				05/91→ 10/93; Scheibenbremse; <input type="checkbox"/>			24.3727-0006.2 580006	L= 1.460
				11/93→; Scheibenbremse; <input type="checkbox"/>			24.3727-0521.2 580521	L= 1.517
				05/91→ 10/93; Scheibenbremse; <input type="checkbox"/>			24.3727-0521.2 580521	L= 1.517
LANCIA - DEDRA SW (835_) 07/94→07/99								
 Radbremszylinder								
1.6 1.6 16V	66 76	10/94→07/99 01/96→07/99	➔			2	24.3222-1701.3 020376	GG
Zubehörsatz, Bremsbacken								
1.6 1.6 16V ➔	66 76	10/94→07/99 01/96→07/99	➔				03.0137-9088.2 669088	BDX

















	kw					! #		
LANCIA - DEDRA SW (835_) 07/94→07/99								
 Bremstrommel								
1.6 1.6 16V	66 76	10/94→07/99 01/96→07/99	➔				24.0218-0011.1 480006	Ø 214 x 40 / 181,4
 Bremsbackensatz								
1.6 1.6 16V	66 76	10/94→07/99 01/96→07/99	➔				03.0137-0207.2 650207 03.0420-4322.3 684322	BDX Ø 180 x 32 + HEB BDX Ø 180 x 32 + RZ / + Zub Kit
 Seilzug, Feststellbremse								
1.6 1.6 16V	66 76	10/94→07/99 01/96→07/99		für Fahrzeuge mit Klimaanlage; Scheibenbremse; <input type="checkbox"/>			24.3727-0006.2 580006	L= 1.460
				für Fahrzeuge ohne Klimaanlage; Trommelbremse; <input type="checkbox"/>			24.3727-0511.2 580511	L= 1.415
				für Fahrzeuge mit Klimaanlage; Scheibenbremse; <input type="checkbox"/>			24.3727-0521.2 580521	L= 1.517
1.8 16V LE 1.8 i.e. 1.9 TDS 2.0 16V 2.0 Integrale	83 74 66 102 102	03/96→07/99 07/94→07/99 07/94→07/99 07/94→07/99 07/94→07/99		Scheibenbremse; <input type="checkbox"/>			24.3727-0006.2 580006 24.3727-0521.2 580521	L= 1.460 L= 1.517
LANCIA - DELTA II (836_) 06/93→09/99								
 Radbremszylinder								
1.4 i.e. 1.6 i.e. 1.6 i.e. 16V 1.6 i.e.	51 66 76 55	10/94→08/99 03/96→08/99 01/96→08/99 06/93→08/99	➔ ➔ ➔ ➔				2 24.3222-1701.3 020376 2 24.3222-1701.3 020376	GG GG
Zubehörsatz, Bremsbacken								
1.4 i.e. 1.6 i.e. 1.6 i.e. 16V 1.6 i.e.	51 66 76 55	10/94→08/99 03/96→08/99 01/96→08/99 06/93→08/99	➔ ➔ ➔ ➔				03.0137-9088.2 669088 03.0137-9088.2 669088	BDX BDX
 Bremstrommel								
1.4 i.e. 1.6 i.e. 1.6 i.e. 16V 1.6 i.e.	51 66 76 55	10/94→08/99 03/96→08/99 01/96→08/99 06/93→08/99	➔ ➔ ➔ ➔				24.0218-0011.1 480006 24.0218-0011.1 480006	Ø 214 x 40 / 181,4 Ø 214 x 40 / 181,4
 Bremsbackensatz								
1.4 i.e. 1.6 i.e. 1.6 i.e. 16V 1.6 i.e.	51 66 76 55	10/94→08/99 03/96→08/99 01/96→08/99 06/93→08/99	➔ ➔ ➔ ➔				03.0137-0207.2 650207 03.0420-4322.3 684322 03.0137-0207.2 650207 03.0420-4322.3 684322	BDX Ø 180 x 32 + HEB BDX Ø 180 x 32 + RZ / + Zub Kit BDX Ø 180 x 32 + HEB BDX Ø 180 x 32 + RZ / + Zub Kit
 Seilzug, Feststellbremse								
1.4 i.e. 1.6 i.e. 1.6 i.e. 16V 1.6 i.e.	51 66 76 55	10/94→08/99 03/96→08/99 01/96→08/99 06/93→08/99		Trommelbremse; <input type="checkbox"/>			24.3727-0511.2 580511	L= 1.415
				11/93→; Trommelbremse; <input type="checkbox"/>			24.3727-0511.2 580511	L= 1.415
				11/93→; Scheibenbremse; <input type="checkbox"/>			24.3727-0006.2 580006	L= 1.460
				11/93→; Scheibenbremse; <input type="checkbox"/>			24.3727-0521.2 580521	L= 1.517
1.8 i.e. 1.8 i.e. 16V 1.8 i.e. 16V GT 1.9 TD 2.0 16V Turbo	66 83 96 66 142	07/94→08/99 03/96→08/99 03/96→08/99 10/94→08/99 07/96→08/99		Scheibenbremse; <input type="checkbox"/>			24.3727-0006.2 580006 24.3727-0521.2 580521	L= 1.460 L= 1.517
LANCIA - DELTA III (844_) 08/08→08/14								
 Seilzug, Feststellbremse								
1.4 1.4 16V 1.4 Bifuel 1.6 D Multijet 1.8 1.9 D Multijet 2.0 D Multijet	88 - 110 103 88 77 - 88 147 140 120 - 121	09/08→08/14 07/10→08/14 07/11→08/14 08/08→08/14 01/09→08/14 01/09→08/14 09/08→08/14		Scheibenbremse; <input type="checkbox"/>			24.3727-3001.2 583001 24.3727-3002.2 583002	L= 1.902 L= 1.760














	kw			 	! #		
LANCIA - FLAVIA Cabriolet (JS_) 03/12→12/14							
 Bremsbackensatz, Feststellbremse							
2.4	125 - 129	03/12→12/14	➔		03.0137-3023.2	653023	Ø 170 x 32 - HEB
Zubehörsatz, Feststellbremsbacken							
2.4	125 - 129	03/12→12/14			03.0137-9307.2	669307	
LANCIA - MUSA (350_) 10/04→09/12							
 Radbremszylinder							
1.3 D Multijet 1.4	51 70	10/04→09/12 10/04→09/12	➔	→ 06/05	2	24.3222-1724.3	020466 ALU
1.3 D Multijet	66 - 70	09/06→09/12	➔		2	24.3220-1728.3	020509 ALU
1.9 D Multijet	74	10/04→09/12	➔	→ 06/05	2	24.3220-1107.3	020218 AP GG
			➔	07/05→	2	24.3220-1728.3	020509 ALU
Zubehörsatz, Bremsbacken							
1.3 D Multijet 1.4	51 70	10/04→09/12 10/04→09/12	➔	→ 06/05		03.0137-9309.2	669309 AP
			➔	07/05→		03.0137-9310.2	669310 AP
1.3 D Multijet	66 - 70	09/06→09/12	➔			03.0137-9309.2	669309 AP
1.9 D Multijet	74	10/04→09/12					
1.4	57 - 66	09/05→09/12	➔			03.0137-9310.2	669310 AP
1.4 LPG	57	11/10→09/12					
 Bremstrommel							
1.3 D Multijet 1.4	51 57 - 70	10/04→09/12 10/04→09/12	➔			24.0220-3007.1	480064 Ø 249,5 x 48,5 / 204,7
1.4 LPG	57	11/10→09/12					
1.3 D Multijet	66 - 70	09/06→09/12	➔			24.0222-8018.1	480078 Ø 268 x 48 / 230
1.9 D Multijet	74	10/04→09/12					
 Bremsbackensatz							
1.3 D Multijet 1.4	51 57 - 70	10/04→09/12 10/04→09/12	➔			03.0137-0479.2	650479 AP Ø 203 x 38 + HEB
1.4 LPG	57	11/10→09/12				03.0520-6922.3	696922 AP Ø 203 x 38 + RZ / + Zub TopKit
1.3 D Multijet	66 - 70	09/06→09/12	➔			03.0137-0457.2	650457 AP Ø 228 x 42 + HEB
						03.0520-9120.3	699120 AP Ø 228 x 42 + RZ / + Zub TopKit
1.9 D Multijet	74	10/04→09/12	➔			03.0137-0457.2	650457 AP Ø 228 x 42 + HEB
			➔	07/05→		03.0520-9120.3	699120 AP Ø 228 x 42 + RZ / + Zub TopKit
LANCIA - PHEDRA (179_) 09/02→11/10							
 Seilzug, Feststellbremse							
2.0 2.0 JTD	100 79 - 88	09/02→11/10 09/02→11/10		→ 09/10; Scheibenbremse; <input type="checkbox"/>		24.3727-0847.2	580847 L= 1.068
				→ 09/10; Scheibenbremse; <input type="checkbox"/>		24.3727-0848.2	580848 L= 2.360
2.2 D Multijet 2.2 JTD	125 94 - 120	03/08→11/10 09/02→11/10					
3.0 V6	150	09/02→11/10					
2.0 D Multijet	100	07/06→11/10		→ 09/10; Scheibenbremse; <input checked="" type="checkbox"/>	2	24.3727-0569.2	580569 L= 1.255
LANCIA - THEMA (LX_) 09/11→10/14							
 Bremsbackensatz, Feststellbremse							
3.0 D 3.6 3.6 4WD	140 - 176 210 210	09/11→10/14 09/11→10/14 09/11→10/14	➔			03.0137-4014.2	654014 Ø 183 x 31 + Zub
LANCIA - Y (840_) 11/95→09/03							
 Radbremszylinder							
1.1	40	11/95→09/03	➔	05/97→ 12/98	2	24.3220-1107.3	020218 AP GG
						24.3220-1108.3	020219 BDX GG
1.2 →	44	03/96→09/03	➔	→ 07/03	2	24.3220-1107.3	020218 AP GG

	kw			 	! #		
LANCIA - Y (840_) 11/95→09/03							
 Radbremszylinder							
1.2 16V	59	10/00→09/03	➡	→ 07/03		24.3220-1108.3 020219	BDX GG
1.2 16V	63	04/97→09/03	➡	05/97→ 09/00	2	24.3220-1107.3 020218 24.3220-1108.3 020219	AP GG BDX GG
1.4 12V	55 - 59	03/96→09/03	➡	→ 12/98	2	24.3220-1107.3 020218 24.3220-1108.3 020219	AP GG BDX GG
Zubehörsatz, Bremsbacken							
1.1	40	11/95→09/03	➡	05/97→ 12/98		03.0137-9088.2 669088 03.0137-9179.2 669179	BDX AP
1.2 1.2 16V	44 59	03/96→09/03 10/00→09/03	➡	→ 07/03		03.0137-9088.2 669088 03.0137-9179.2 669179	BDX AP
1.2 16V	63	04/97→09/03	➡	05/97→ 09/00		03.0137-9088.2 669088 03.0137-9179.2 669179	BDX AP
1.4 12V	55 - 59	03/96→09/03	➡	→ 12/98		03.0137-9088.2 669088 03.0137-9179.2 669179	BDX AP
 Bremstrommel							
1.1	40	11/95→09/03	➡	05/97→ 12/98		24.0218-0011.1 480006	Ø 214 x 40 / 181,4
1.2 1.2 16V	44 59	03/96→09/03 10/00→09/03	➡	→ 07/03		24.0218-0011.1 480006	Ø 214 x 40 / 181,4
1.2 16V	63	04/97→09/03	➡	05/97→ 09/00		24.0218-0011.1 480006	Ø 214 x 40 / 181,4
1.4 12V	55 - 59	03/96→09/03	➡	→ 12/98		24.0218-0011.1 480006	Ø 214 x 40 / 181,4
 Bremsbackensatz							
1.1	40	11/95→09/03	➡	05/97→ 12/98		03.0137-0207.2 650207 03.0137-0274.2 650274 03.0420-5220.3 685220 03.0520-5120.3 695120 03.0520-5220.3 695220	BDX Ø 180 x 32 + HEB AP Ø 180 x 32 + HEB AP Ø 180 x 32 + RZ / + Zub Kit BDX Ø 180 x 32 + RZ / + Zub TopKit AP Ø 180 x 32 + RZ / + Zub TopKit
1.2 1.2 16V	44 59	03/96→09/03 10/00→09/03	➡	→ 07/03		03.0137-0207.2 650207 03.0137-0274.2 650274 03.0420-5220.3 685220 03.0520-5120.3 695120 03.0520-5220.3 695220	BDX Ø 180 x 32 + HEB AP Ø 180 x 32 + HEB AP Ø 180 x 32 + RZ / + Zub Kit BDX Ø 180 x 32 + RZ / + Zub TopKit AP Ø 180 x 32 + RZ / + Zub TopKit
1.2 16V	63	04/97→09/03	➡	05/97→ 09/00		03.0137-0207.2 650207 03.0137-0274.2 650274 03.0420-5220.3 685220 03.0520-5120.3 695120 03.0520-5220.3 695220	BDX Ø 180 x 32 + HEB AP Ø 180 x 32 + HEB AP Ø 180 x 32 + RZ / + Zub Kit BDX Ø 180 x 32 + RZ / + Zub TopKit AP Ø 180 x 32 + RZ / + Zub TopKit
1.4 12V	55 - 59	03/96→09/03	➡	→ 12/98		03.0137-0207.2 650207 03.0137-0274.2 650274 03.0420-5220.3 685220 03.0520-5120.3 695120 03.0520-5220.3 695220	BDX Ø 180 x 32 + HEB AP Ø 180 x 32 + HEB AP Ø 180 x 32 + RZ / + Zub Kit BDX Ø 180 x 32 + RZ / + Zub TopKit AP Ø 180 x 32 + RZ / + Zub TopKit
 Seilzug, Feststellbremse							
1.1	40	11/95→09/03		05/97→ 12/98; <input type="checkbox"/>		24.3727-0533.2 580533	L= 1.414
				05/97→ 12/98; Trommelbremse; <input type="checkbox"/>		24.3727-0534.2 580534	L= 1.392
1.2 1.2 16V	44 59	03/96→09/03 10/00→09/03		→ 07/03; <input type="checkbox"/>		24.3727-0533.2 580533	L= 1.414
				→ 07/03; Trommelbremse; <input type="checkbox"/>		24.3727-0534.2 580534	L= 1.392
1.2 16V	63	04/97→09/03		05/97→ 09/00; <input type="checkbox"/>		24.3727-0533.2 580533	L= 1.414
				05/97→ 09/00; Trommelbremse; <input type="checkbox"/>		24.3727-0534.2 580534	L= 1.392
1.4 12V	55 - 59	03/96→09/03		→ 12/98; <input type="checkbox"/>		24.3727-0533.2 580533	L= 1.414
				→ 12/98; Trommelbremse; <input type="checkbox"/>		24.3727-0534.2 580534	L= 1.392
















	kW			 	! #		
LANCIA - YPSILON (312_) 05/11→							
 Radbremsszylinder							
0.9 CNG	59 - 63	05/11→	➔		2	24.3220-1728.3 020509	ALU
0.9 TwinAir	59 - 63	05/11→					
1.0 Mild Hybrid	51	03/20→					
1.2	51	05/11→					
1.2 Bi-fuel	49	05/11→					
1.3 D Multijet	70	05/11→08/18					
1.2 Bi-fuel	51	05/11→	➔	04/15→	2	24.3220-1728.3 020509	ALU
Zubehörsatz, Bremsbacken							
0.9 CNG	59 - 63	05/11→	➔			03.0137-9310.2 669310	AP
0.9 TwinAir	59 - 63	05/11→					
1.2	51	05/11→					
1.2 Bi-fuel	49	05/11→					
1.3 D Multijet	70	05/11→08/18					
1.0 Mild Hybrid	51	03/20→	➔			03.0137-9296.2 669296	
						03.0137-9309.2 669309	AP
						03.0137-9310.2 669310	AP
1.2 Bi-fuel	51	05/11→	➔	04/15→		03.0137-9310.2 669310	AP
 Bremsbackensatz							
0.9 CNG	59 - 63	05/11→	➔			03.0137-0479.2 650479	AP Ø 203 x 38 + HEB
0.9 TwinAir	59 - 63	05/11→				03.0521-0620.3 690111	Ø 203 x 39 + RZ / + Zub TopKit
1.0 Mild Hybrid	51	03/20→					
1.2	51	05/11→					
1.2 Bi-fuel	49	05/11→					
1.3 D Multijet	70	05/11→08/18					
1.2 Bi-fuel	51	05/11→	➔	04/15→		03.0137-0479.2 650479	AP Ø 203 x 38 + HEB
						03.0521-0620.3 690111	Ø 203 x 39 + RZ / + Zub TopKit
LANCIA - YPSILON (843_) 10/03→12/11							
 Radbremsszylinder							
1.2	44	10/03→12/11	➔	→ 06/11	2	24.3219-1756.3 020511	BOS ALU
1.4	57	02/06→12/11					
1.4 LPG	57	11/10→12/11					
1.2	51 - 59	10/03→12/11	➔	→ 06/11	2	24.3220-1727.3 020480	ALU
1.3 JTD	51	10/03→12/11					
1.4 16V	70	10/03→12/11					
1.3 D Multijet	55 - 66	09/06→12/11	➔	10/06→ 06/11	2	24.3220-1727.3 020480	ALU
1.3 D Multijet	77	05/07→12/11	➔	07/07→ 06/11	2	24.3220-1727.3 020480	ALU
Zubehörsatz, Bremsbacken							
1.2	44 - 59	10/03→12/11	➔	→ 06/11		03.0137-9274.2 669274	BOS
1.3 JTD	51	10/03→12/11					
1.4	57	02/06→12/11					
1.4 16V	70	10/03→12/11					
1.4 LPG	57	11/10→12/11					
1.3 D Multijet	55 - 66	09/06→12/11	➔	10/06→ 06/11		03.0137-9274.2 669274	BOS
1.3 D Multijet	77	05/07→12/11	➔	07/07→ 06/11		03.0137-9274.2 669274	BOS
 Bremstrommel							
1.2	44 - 59	10/03→12/11	➔	→ 06/11		24.0220-3007.1 480064	Ø 249,5 x 48,5 / 204,7
1.3 JTD	51	10/03→12/11					
1.4	57	02/06→12/11					
1.4 16V	70	10/03→12/11					
1.4 LPG	57	11/10→12/11					
1.3 D Multijet	55 - 66	09/06→12/11	➔	10/06→ 06/11		24.0220-3007.1 480064	Ø 249,5 x 48,5 / 204,7
1.3 D Multijet	77	05/07→12/11	➔	07/07→ 06/11		24.0220-3007.1 480064	Ø 249,5 x 48,5 / 204,7
 Bremsbackensatz							
1.2	44	10/03→12/11	➔	→ 06/11		03.0137-0439.2 650439	Ø 203 x 39 + HEB
1.4	57	02/06→12/11				03.0520-7019.3 697019	Ø 203 x 39 + RZ / + Zub TopKit
1.4 LPG	57	11/10→12/11					
→							














	kw					! #		
LANCIA - YPSILON (843_) 10/03→12/11								
 Bremsbackensatz								
1.2	51 - 59	10/03→12/11	➔	→ 06/11			03.0137-0439.2 650439	Ø 203 x 39 + HEB
1.3 JTD	51	10/03→12/11					03.0520-9320.3 699320	Ø 203 x 39 + RZ / + Zub TopKit
1.4 16V	70	10/03→12/11						
1.3 D Multijet	55 - 66	09/06→12/11	➔	10/06→ 06/11			03.0137-0439.2 650439	Ø 203 x 39 + HEB
							03.0520-9320.3 699320	Ø 203 x 39 + RZ / + Zub TopKit
1.3 D Multijet	77	05/07→12/11	➔	07/07→ 06/11			03.0137-0439.2 650439	Ø 203 x 39 + HEB
							03.0520-9320.3 699320	Ø 203 x 39 + RZ / + Zub TopKit
 Seilzug, Feststellbremse								
1.2	44 - 59	10/03→12/11		→ 06/11; Trommelbremse; ⬇	2	24.3727-3000.2 583000	L= 1.430	
1.3 JTD	51	10/03→12/11						
1.4	57	02/06→12/11						
1.4 16V	70	10/03→12/11						
1.4 LPG	57	11/10→12/11						
1.3 D Multijet	55 - 66	09/06→12/11		10/06→ 06/11; Trommelbremse; ⬇	2	24.3727-3000.2 583000	L= 1.430	
1.3 D Multijet	77	05/07→12/11		07/07→ 06/11; Trommelbremse; ⬇	2	24.3727-3000.2 583000	L= 1.430	
LANCIA - ZETA (22_) 05/95→10/03								
 Radbremsszylinder								
2.0 16V	97 - 100	05/98→09/02	➔	- ABS	2	24.3219-1704.3 020374	GG	
2.0 JTD	80	09/99→09/02						
2.0 JTD 16V	81	04/01→10/03						
Zubehörsatz, Bremsbacken								
2.0 16V	97 - 100	05/98→09/02	➔	- ABS		03.0137-9208.2 669208		
2.0 JTD	80	09/99→09/02						
2.0 JTD 16V	81	04/01→10/03						
 Bremstrommel								
2.0 16V	97 - 100	05/98→09/02	➔	- ABS		24.0225-5003.1 480066	Ø 298 x 67 / 256	
2.0 JTD	80	09/99→09/02						
2.0 JTD 16V	81	04/01→10/03						
 Bremsbackensatz								
2.0 16V	97 - 100	05/98→09/02	➔	- ABS		03.0137-0314.2 650314	Ø 255 x 61	
2.0 JTD	80	09/99→09/02				03.0520-2619.3 692619	BDX Ø 255 x 61 + RZ / + Zub TopKit	
2.0 JTD 16V	81	04/01→10/03				03.0525-0029.3 EQ0029	BDX Ø 255 x 61 - RZ / + Zub Easy Quick	
 Bremsbackensatz, Feststellbremse								
2.0 16V	97 - 100	05/98→09/02	➔			03.0137-4018.2 654018	Ø 180 x 30 + Zub	
2.0 JTD	80	09/99→09/02						
2.0 JTD 16V	81	04/01→10/03						
2.0 Turbo	108	05/95→09/02						
2.1 TD	80	05/96→09/99	➔	06/96→		03.0137-4018.2 654018	Ø 180 x 30 + Zub	
Zubehörsatz, Feststellbremsbacken								
2.0 16V	97 - 100	05/98→09/02				03.0137-9249.2 669249		
2.0 JTD	80	09/99→09/02				03.0137-9700.2 669700		
2.0 JTD 16V	81	04/01→10/03						
2.0 Turbo	108	05/95→09/02						
2.1 TD	80	05/96→09/99		06/96→		03.0137-9249.2 669249		
						03.0137-9700.2 669700		
 Seilzug, Feststellbremse								
2.0 16V	97 - 100	05/98→09/02		⬆	1	24.3727-0336.2 580336	L= 500	
2.0 JTD	80	09/99→09/02		⬇		24.3727-0529.2 580529	L= 2.205	
2.0 JTD 16V	81	04/01→10/03		⬇		24.3727-0530.2 580530	L= 1.255	
2.0 Turbo	108	05/95→09/02						
2.1 TD	80	05/96→09/99		06/96→; ⬆	1	24.3727-0336.2 580336	L= 500	
				06/96→; ⬇		24.3727-0529.2 580529	L= 2.205	
				06/96→; ⬇		24.3727-0530.2 580530	L= 1.255	

















	kw					! #		
LAND ROVER - DEFENDER Cabrio (L316) 08/90→02/16								
 Bremsbackensatz, Feststellbremse								
2.2 Td4 4x4 2.4 Td4 4x4	90 90	08/11→02/16 05/07→02/16	➡				03.0137-3044.2 653044	Ø 254 x 70 - HEB
LAND ROVER - DEFENDER Pick Up (L316) 10/95→05/16								
 Bremsbackensatz, Feststellbremse								
2.2 Td4 4x4 2.4 Td4 4x4	90 90	08/11→02/16 05/07→02/16	➡				03.0137-3044.2 653044	Ø 254 x 70 - HEB
LAND ROVER - DEFENDER Pritsche/Fahrgestell (L316) 09/90→02/16								
 Bremsbackensatz, Feststellbremse								
2.2 Td4 4x4 2.4 TD4 4x4	90 90	08/11→02/16 05/07→02/16	➡				03.0137-3044.2 653044	Ø 254 x 70 - HEB
LAND ROVER - DEFENDER Station Wagon (L316) 05/90→02/16								
 Bremsbackensatz, Feststellbremse								
2.2 Td4 4x4 2.4 Td4 4x4	90 - 110 90 - 103	08/11→02/16 10/06→02/16	➡				03.0137-3044.2 653044	Ø 254 x 70 - HEB
LAND ROVER - DISCOVERY I (LJ) 06/89→12/98								
 Bremsbackensatz, Feststellbremse								
2.0 16 V 4x4	99	06/89→10/98	➡	01/94→			03.0137-3044.2 653044	Ø 254 x 70 - HEB
			➡	09/93→			03.0137-3044.2 653044	Ø 254 x 70 - HEB
2.5 TDI 4x4	83	10/89→10/98	➡				03.0137-3044.2 653044	Ø 254 x 70 - HEB
2.5 TDI 4x4	90	06/93→10/98	➡	07/94→			03.0137-3044.2 653044	Ø 254 x 70 - HEB
4.0 4x4	134	09/93→10/98	➡				03.0137-3044.2 653044	Ø 254 x 70 - HEB
			➡	07/94→			03.0137-3044.2 653044	Ø 254 x 70 - HEB
LAND ROVER - DISCOVERY II (L318) 10/98→08/04								
 Bremsbackensatz, Feststellbremse								
2.5 Td5 4x4	100 - 102	11/98→06/04	➡	01/99→			03.0137-3044.2 653044	Ø 254 x 70 - HEB
4.0 V8 4x4	136	11/98→06/04	➡				03.0137-3044.2 653044	Ø 254 x 70 - HEB
LAND ROVER - DISCOVERY III (L319) 07/04→09/09								
 Bremsbackensatz, Feststellbremse								
2.7 TD 4x4 4.0 4x4 4.0 V6 4x4 4.4 4x4	140 - 147 160 160 220	07/04→09/09 02/05→09/09 10/04→09/09 07/04→09/09	➡				03.0137-3040.2 653040	Ø 200 x 30 + HEB
Zubehörsatz, Feststellbremsbacken								
2.7 TD 4x4 4.0 4x4 4.0 V6 4x4 4.4 4x4	140 - 147 160 160 220	07/04→09/09 02/05→09/09 10/04→09/09 07/04→09/09	➡				03.0137-9337.2 669337	
LAND ROVER - DISCOVERY III VAN (L319) 01/07→07/09								
 Bremsbackensatz, Feststellbremse								
2.7 TD 4x4	140	01/07→07/09	➡				03.0137-3040.2 653040	Ø 200 x 30 + HEB
Zubehörsatz, Feststellbremsbacken								
2.7 TD 4x4	140	01/07→07/09	➡				03.0137-9337.2 669337	
LAND ROVER - DISCOVERY IV (L319) 09/09→12/18								
 Bremsbackensatz, Feststellbremse								
2.7 TD 4x4 3.0 4x4 3.0 SDV6 4x4 3.0 TD 4x4 4.0 4x4 5.0 V8 4x4 ➔	140 250 188 155 - 200 160 276	09/09→12/18 08/13→12/18 11/09→12/18 09/09→12/18 09/09→12/18 09/09→12/18	➡				03.0137-3040.2 653040	Ø 200 x 30 + HEB
















	kw					! #		
LAND ROVER - DISCOVERY IV (L319) 09/09→12/18								
Zubehörsatz, Feststellbremsbacken								
2.7 TD 4x4	140	09/09→12/18	➔				03.0137-9337.2	669337
3.0 4x4	250	08/13→12/18						
3.0 SDV6 4x4	188	11/09→12/18						
3.0 TD 4x4	155 - 200	09/09→12/18						
4.0 4x4	160	09/09→12/18						
5.0 V8 4x4	276	09/09→12/18						
LAND ROVER - DISCOVERY IV VAN (L319) 09/09→12/17								
 Bremsbackensatz, Feststellbremse								
3.0 TD 4x4	155 - 188	01/11→12/17	➔				03.0137-3040.2	653040 Ø 200 x 30 + HEB
Zubehörsatz, Feststellbremsbacken								
3.0 TD 4x4	155 - 188	01/11→12/17	➔				03.0137-9337.2	669337
LAND ROVER - FREELANDER I (L314) 02/98→10/06								
 Radbremszylinder								
1.8 16V 4x4	86	04/98→10/06	➔	1A000001→	2	24.3219-1746.3	020497	ALU
2.0 Td4 4x4	82	11/00→10/06						
2.5 V6 4x4	130	11/00→10/06	➔	→ YA999999	2	24.3220-1112.3	020223	GG
1.8 i 16V 4x4	88	02/98→11/00	➔		2	24.3220-1112.3	020223	GG
2.0 DI 4x4	72	02/98→11/00						
2.0 Td4 4x4	80	03/01→10/06	➔	1A000001→	2	24.3219-1746.3	020497	ALU
			➔	11/01→; → YA999999	2	24.3220-1112.3	020223	GG
Zubehörsatz, Bremsbacken								
1.8 16V 4x4	86	04/98→10/06	➔	1A000001→		03.0137-9282.2	669282	
2.0 Td4 4x4	82	11/00→10/06						
2.5 V6 4x4	130	11/00→10/06	➔	→ YA999999		03.0137-9282.2	669282	
1.8 i 16V 4x4	88	02/98→11/00	➔			03.0137-9282.2	669282	
2.0 DI 4x4	72	02/98→11/00						
2.0 Td4 4x4	80	03/01→10/06	➔	1A000001→		03.0137-9282.2	669282	
			➔	11/01→; → YA999999		03.0137-9282.2	669282	
 Bremstrommel								
1.8 16V 4x4	86	04/98→10/06	➔	→ YA999999		24.0225-4017.1	480182	Ø 290 x 47 / 255,5
2.0 Td4 4x4	82	11/00→10/06						
2.5 V6 4x4	130	11/00→10/06	➔	1A000001→		24.0225-4020.1	480310	Ø 303 x 57,3 / 255,5
1.8 i 16V 4x4	88	02/98→11/00	➔			24.0225-4017.1	480182	Ø 290 x 47 / 255,5
2.0 DI 4x4	72	02/98→11/00						
2.0 Td4 4x4	80	03/01→10/06	➔	11/01→; → YA999999		24.0225-4017.1	480182	Ø 290 x 47 / 255,5
			➔	1A000001→		24.0225-4020.1	480310	Ø 303 x 57,3 / 255,5
 Bremsbackensatz								
1.8 16V 4x4	86	04/98→10/06	➔	→ YA999999		03.0137-0440.2	650440	Ø 254 x 39 + HEB
2.0 Td4 4x4	82	11/00→10/06						
2.5 V6 4x4	130	11/00→10/06	➔	1A000001→		03.0137-0480.2	650480	Ø 254 x 45 + HEB
1.8 i 16V 4x4	88	02/98→11/00	➔			03.0137-0440.2	650440	Ø 254 x 39 + HEB
2.0 DI 4x4	72	02/98→11/00						
2.0 Td4 4x4	80	03/01→10/06	➔	11/01→; → YA999999		03.0137-0440.2	650440	Ø 254 x 39 + HEB
			➔	1A000001→		03.0137-0480.2	650480	Ø 254 x 45 + HEB
 Seilzug, Feststellbremse								
1.8 16V 4x4	86	04/98→10/06		→ YA999999; Trommelbremse; <input type="checkbox"/>		24.3727-3300.2	583300	L= 1.568
2.0 Td4 4x4	82	11/00→10/06						
2.5 V6 4x4	130	11/00→10/06		→ YA999999; Trommelbremse; <input type="checkbox"/>		24.3727-3301.2	583301	L= 1.568
1.8 i 16V 4x4	88	02/98→11/00		Trommelbremse; <input type="checkbox"/>		24.3727-3300.2	583300	L= 1.568
2.0 DI 4x4	72	02/98→11/00		Trommelbremse; <input type="checkbox"/>		24.3727-3301.2	583301	L= 1.568
2.0 Td4 4x4	80	03/01→10/06		11/01→; → YA999999; Trommelbremse; <input type="checkbox"/>		24.3727-3300.2	583300	L= 1.568
				11/01→; → YA999999; Trommelbremse; <input type="checkbox"/>		24.3727-3301.2	583301	L= 1.568
LAND ROVER - FREELANDER I Soft Top (L314) 02/98→10/06								
 Radbremszylinder								
1.8 4x4	86	10/00→10/06	➔	1A000001→	2	24.3219-1746.3	020497	ALU
2.0 TD4 4x4	82	10/00→10/06	➔	11/00→; → YA999999	2	24.3220-1112.3	020223	GG
➔								





















































	kW					! #		
LAND ROVER - FREELANDER I Soft Top (L314) 02/98→10/06								
 Radbremszylinder								
1.8 i 16V 4x4 2.0 DI 4x4	88 72	02/98→10/06 02/98→10/06	➔	→ 11/00		2	24.3220-1112.3 020223	GG
Zubehörsatz, Bremsbacken								
1.8 4x4 2.0 TD4 4x4	86 82	10/00→10/06 10/00→10/06	➔	1A000001→			03.0137-9282.2 669282	
			➔	11/00→; → YA999999			03.0137-9282.2 669282	
1.8 i 16V 4x4 2.0 DI 4x4	88 72	02/98→10/06 02/98→10/06	➔	→ 11/00			03.0137-9282.2 669282	
 Bremstrommel								
1.8 4x4 2.0 TD4 4x4	86 82	10/00→10/06 10/00→10/06	➔	11/00→; → YA999999			24.0225-4017.1 480182	Ø 290 x 47 / 255,5
			➔	1A000001→			24.0225-4020.1 480310	Ø 303 x 57,3 / 255,5
1.8 i 16V 4x4 2.0 DI 4x4	88 72	02/98→10/06 02/98→10/06	➔	→ 11/00			24.0225-4017.1 480182	Ø 290 x 47 / 255,5
 Bremsbackensatz								
1.8 4x4 2.0 TD4 4x4	86 82	10/00→10/06 10/00→10/06	➔	11/00→; → YA999999			03.0137-0440.2 650440	Ø 254 x 39 + HEB
			➔	1A000001→			03.0137-0480.2 650480	Ø 254 x 45 + HEB
1.8 i 16V 4x4 2.0 DI 4x4	88 72	02/98→10/06 02/98→10/06	➔	→ 11/00			03.0137-0440.2 650440	Ø 254 x 39 + HEB
 Seilzug, Feststellbremse								
1.8 4x4 2.0 TD4 4x4	86 82	10/00→10/06 10/00→10/06		11/00→; → YA999999; Trommelbremse; ☐			24.3727-3300.2 583300	L= 1.568
				11/00→; → YA999999; Trommelbremse; ☑			24.3727-3301.2 583301	L= 1.568
1.8 i 16V 4x4 2.0 DI 4x4	88 72	02/98→10/06 02/98→10/06		→ 11/00; Trommelbremse; ☐			24.3727-3300.2 583300	L= 1.568
				→ 11/00; Trommelbremse; ☑			24.3727-3301.2 583301	L= 1.568
LAND ROVER - FREELANDER 2 (L359) 10/06→12/15								
 Bremsbackensatz, Feststellbremse								
2.0 Si4 4x4 2.2 eD4 2.2 SD4 4x4 2.2 TD4 4x4 3.2 4x4	177 110 140 110 - 118 171	10/11→10/14 08/10→10/14 08/10→10/14 10/06→10/14 10/06→10/14	➔				03.0137-3017.2 653017	Ø 185 x 30 - HEB
Zubehörsatz, Feststellbremsbacken								
2.0 Si4 4x4 2.2 eD4 2.2 SD4 4x4 2.2 TD4 4x4 3.2 4x4	177 110 140 110 - 118 171	10/11→10/14 08/10→10/14 08/10→10/14 10/06→10/14 10/06→10/14	➔				03.0137-9350.2 669350	
 Seilzug, Feststellbremse								
2.0 Si4 4x4	177	10/11→10/14		→ 9H123593; Scheibenbremse; ☐			24.3727-3302.2 583302	L= 1.573
				→ 9H123593; Scheibenbremse; ☑			24.3727-3303.2 583303	L= 1.578
2.2 eD4 2.2 SD4 4x4 2.2 TD4 4x4	110 140 110 - 118	08/10→10/14 08/10→10/14 10/06→10/14 10/06→10/14		Scheibenbremse; ☐			24.3727-3302.2 583302	L= 1.573
				Scheibenbremse; ☑			24.3727-3303.2 583303	L= 1.578
3.2 4x4	171	10/06→10/14						
LAND ROVER - FREELANDER 2 VAN (L359) 10/06→10/14								
 Bremsbackensatz, Feststellbremse								
2.2 TD4 4x4	118	10/06→10/14	➔				03.0137-3017.2 653017	Ø 185 x 30 - HEB
Zubehörsatz, Feststellbremsbacken								
2.2 TD4 4x4	118	10/06→10/14	➔				03.0137-9350.2 669350	
 Seilzug, Feststellbremse								
2.2 TD4 4x4	118	10/06→10/14		Scheibenbremse; ☐			24.3727-3302.2 583302	L= 1.573
				Scheibenbremse; ☑			24.3727-3303.2 583303	L= 1.578
















	kW			 	! #		
LAND ROVER - RANGE ROVER II (P38A) 07/94→03/02							
 Bremsbackensatz, Feststellbremse							
2.5 D 4x4 3.9 4x4 4.6 4x4	100 140 160 - 168	07/94→03/02 07/94→03/02 07/94→03/02	➔			03.0137-3044.2 653044	Ø 254 x 70 - HEB
4.0 4x4	136	01/95→03/02	➔	06/98→		03.0137-3044.2 653044	Ø 254 x 70 - HEB
LAND ROVER - RANGE ROVER III (L322) 03/02→12/12							
 Bremsbackensatz, Feststellbremse							
3.0 D 4x4 3.6 D 4x4 4.2 4x4 4.4 4x4 4.4 D 4x4 5.0 4x4	130 200 291 210 - 225 230 276 - 375	03/02→08/12 04/06→08/12 05/05→08/12 03/02→08/12 07/10→08/12 09/09→08/12	➔			03.0137-0451.2 650451	Ø 210 x 30
Zubehörsatz, Feststellbremsbacken							
3.0 D 4x4 3.6 D 4x4 4.2 4x4 4.4 4x4 4.4 D 4x4 5.0 4x4	130 200 291 210 - 225 230 276 - 375	03/02→08/12 04/06→08/12 05/05→08/12 03/02→08/12 07/10→08/12 09/09→08/12	➔			03.0137-9288.2 669288	
LAND ROVER - RANGE ROVER SPORT I (L320) 02/05→03/13							
 Bremsbackensatz, Feststellbremse							
2.7 D 4x4 3.0 D 4x4 3.6 D 4x4 4.2 4x4 4.4 4x4 5.0 4x4	140 155 - 188 200 287 - 298 220 276 - 375	02/05→03/13 09/09→03/13 04/06→03/13 02/05→03/13 02/05→03/13 04/09→03/13	➔			03.0137-3040.2 653040	Ø 200 x 30 + HEB
Zubehörsatz, Feststellbremsbacken							
2.7 D 4x4 3.0 D 4x4 3.6 D 4x4 4.2 4x4 4.4 4x4 5.0 4x4	140 155 - 188 200 287 - 298 220 276 - 375	02/05→03/13 09/09→03/13 04/06→03/13 02/05→03/13 02/05→03/13 04/09→03/13	➔			03.0137-9337.2 669337	
LEXUS - ES (_V4_) 03/06→12/12							
 Bremsbackensatz, Feststellbremse							
3.5	204	05/06→06/12	➔			03.0137-0402.2 650402	Ø 170 x 40
Zubehörsatz, Feststellbremsbacken							
3.5	204	05/06→06/12	➔			03.0137-9324.2 669324	
LEXUS - ES (_V6_) 06/12→06/18							
 Bremsbackensatz, Feststellbremse							
350	204	06/12→06/18	➔	→ 06/12		03.0137-0402.2 650402	Ø 170 x 40
Zubehörsatz, Feststellbremsbacken							
350	204	06/12→06/18	➔	→ 06/12		03.0137-9324.2 669324	
LEXUS - ES (MCV_, VZV_) 08/96→06/08							
 Bremsbackensatz, Feststellbremse							
3.0 3.3	140 - 157 168	10/96→10/06 06/03→10/06	➔			03.0137-0402.2 650402	Ø 170 x 40












































	kw			 	! #		
LEXUS - GS (_S16_) 08/97→12/04							
 Bremsbackensatz, Feststellbremse							
300	161 - 163	08/97→12/04	➔			03.0137-0400.2 650400	Ø 190 x 45
400	216	12/97→11/00					
430	208	11/00→12/04					
Zubehörsatz, Feststellbremsbacken							
300	161 - 163	08/97→12/04	➔			03.0137-9272.2 669272	
400	216	12/97→11/00					
430	208	11/00→12/04					
LEXUS - GS (JZS147_) 01/93→08/97							
 Bremsbackensatz, Feststellbremse							
300	156	01/93→08/97	➔	03/93→		03.0137-0400.2 650400	Ø 190 x 45
Zubehörsatz, Feststellbremsbacken							
300	156	01/93→08/97		03/93→		03.0137-9272.2 669272	
LEXUS - GX (_J12_) 11/01→11/09							
 Bremsbackensatz, Feststellbremse							
470	175 - 199	11/01→11/09	➔			03.0137-3007.2 653007	Ø 209 x 45 - HEB
Zubehörsatz, Feststellbremsbacken							
470	175 - 199	11/01→11/09	➔			03.0137-9272.2 669272	
 Seilzug, Feststellbremse							
470	175 - 199	11/01→11/09		Scheibenbremse: <input type="checkbox"/>		24.3727-1970.2 581970 24.3727-1974.2 581974	L= 1.880 L= 2.055
LEXUS - GX (URJ15_, GRJ15_) 11/09→							
 Bremsbackensatz, Feststellbremse							
460 4WD	218 - 225	01/10→	➔			03.0137-3007.2 653007	Ø 209 x 45 - HEB
Zubehörsatz, Feststellbremsbacken							
460 4WD	218 - 225	01/10→	➔			03.0137-9272.2 669272	
LEXUS - IS I (_E1_) 04/99→07/05							
 Bremsbackensatz, Feststellbremse							
200	114	04/99→07/05	➔			03.0137-0400.2 650400	Ø 190 x 45
300	157	09/01→07/05					
Zubehörsatz, Feststellbremsbacken							
200	114	04/99→07/05	➔			03.0137-9272.2 669272	
300	157	09/01→07/05					
LEXUS - IS SportCross (_E1_) 10/01→10/05							
 Bremsbackensatz, Feststellbremse							
200	114	10/02→10/05	➔	→ 09/05		03.0137-0400.2 650400	Ø 190 x 45
300	157	10/01→10/05					
Zubehörsatz, Feststellbremsbacken							
200	114	10/02→10/05	➔	→ 09/05		03.0137-9272.2 669272	
300	157	10/01→10/05					
LEXUS - LS (_F2_) 10/94→12/00							
 Bremsbackensatz, Feststellbremse							
400	194	12/94→08/97	➔			03.0137-0400.2 650400	Ø 190 x 45
400	203 - 216	10/97→12/00	➔	→ 07/00		03.0137-0400.2 650400	Ø 190 x 45
400	209	09/97→10/00	➔	→ 09/98		03.0137-0400.2 650400	Ø 190 x 45
LEXUS - LX (UZJ100) 09/97→03/08							
 Bremsbackensatz, Feststellbremse							
470	170 - 202	05/98→03/08	➔			03.0137-3008.2 653008	Ø 230 x 45 - HEB

















	kw			 	! #		
LEXUS - RX (_U3_) 02/03→12/08							
 Bremsbackensatz, Feststellbremse							
300 350 AWD 400h 400h AWD	150 203 200 200	05/03→12/08 02/06→12/08 09/05→12/08 09/05→12/08	➔			03.0137-0400.2 650400	Ø 190 x 45
330 330 AWD	171 171	04/03→01/06 04/03→12/08	➔	05/03→		03.0137-0400.2 650400	Ø 190 x 45
350	203	01/06→12/08	➔	02/06→		03.0137-0400.2 650400	Ø 190 x 45
LEXUS - RX (MCU15) 01/98→05/03							
 Bremsbackensatz, Feststellbremse							
300 300 AWD 300 AWD	148 - 164 148 164	01/98→02/03 10/00→05/03 01/98→02/03	➔			03.0137-0402.2 650402	Ø 170 x 40
			➔	10/00→		03.0137-0402.2 650402	Ø 170 x 40
Zubehörsatz, Feststellbremsbacken							
300 300 AWD 300 AWD	148 - 164 148 164	01/98→02/03 10/00→05/03 01/98→02/03	➔			03.0137-9324.2 669324	
			➔	10/00→		03.0137-9324.2 669324	
LEXUS - SC Cabriolet (UZZ40_) 01/01→07/10							
 Bremsbackensatz, Feststellbremse							
430 430	210 - 244 215	05/01→07/10 01/01→07/10	➔			03.0137-0400.2 650400	Ø 190 x 45
			➔	05/01→		03.0137-0400.2 650400	Ø 190 x 45
MAYBACH - 57 (W240) 09/02→12/12							
Zubehörsatz, Feststellbremsbacken							
5.5 6.0 S 6.0	405 463 - 471 450	09/02→12/12 06/09→12/12 09/05→12/12	➔			03.0137-9703.2 669703 03.0137-9704.2 669704	
MAYBACH - 62 (V240) 09/02→12/12							
Zubehörsatz, Feststellbremsbacken							
5.5 6.0 S S 6.0	405 463 450	09/02→12/12 01/11→12/12 09/05→12/12	➔			03.0137-9703.2 669703 03.0137-9704.2 669704	
MAZDA - 2 (DE_, DH_) 07/07→06/15							
 Radbremszylinder							
1.3 1.3 BiFuel 1.3 MZR 1.4 MZR-CD 1.5 1.5 MZR 1.6 MZ-CD 1.6 MZ-CD	55 - 63 55 - 62 62 50 76 - 83 75 70 66	10/07→06/15 05/11→11/14 01/10→06/15 01/08→06/15 07/07→06/15 06/11→06/15 06/11→06/15 10/08→06/15	➔			24.3219-1752.3 020505	GG
			➔	→ 12/14		24.3219-1752.3 020505	GG
 Bremsbackensatz							
1.3 1.3 BiFuel 1.3 MZR 1.4 MZR-CD 1.5 1.5 MZR 1.6 MZ-CD	55 - 63 55 - 62 62 50 76 - 83 75 66 - 70	10/07→06/15 05/11→11/14 01/10→06/15 01/08→06/15 07/07→06/15 06/11→06/15 10/08→06/15	➔			03.0137-0501.2 650501 03.0520-7819.3 697819	TRW Ø 200 x 32 + HEB BOS Ø 220 x 35 + RZ / + Zub TopKit
 Seilzug, Feststellbremse							
1.3 1.3 MZR 1.4 MZR-CD 1.5 →	55 - 63 62 50 76	10/07→06/15 01/10→06/15 01/08→06/15 07/07→06/15		Trommelbremse; 		24.3727-1826.2 581826	L= 408
				Trommelbremse; 	2	24.3727-1829.2 581829	L= 1.328 L2= 1.360
















	kw					! #		
MAZDA - 2 (DE_, DH_) 07/07→06/15								
 Seilzug, Feststellbremse								
1.5 MZR	75	06/11→06/15			Trommelbremse; 		24.3727-1826.2 581826	L= 408
1.6 MZ-CD	70	06/11→06/15			Trommelbremse; 	2	24.3727-1829.2 581829	L= 1.328 L2= 1.360
1.3 BiFuel	55 - 62	05/11→11/14			für Linkslenker; Trommelbremse; 		24.3727-1826.2 581826	L= 408
					für Linkslenker; Trommelbremse; 	2	24.3727-1829.2 581829	L= 1.328 L2= 1.360
1.5	83	10/07→06/15			für Linkslenker; 		24.3727-1826.2 581826	L= 408
					für Linkslenker; 	2	24.3727-1829.2 581829	L= 1.328 L2= 1.360
1.6 MZ-CD	66	10/08→06/15			→ 12/14; Trommelbremse; 		24.3727-1826.2 581826	L= 408
					→ 12/14; Trommelbremse; 	2	24.3727-1829.2 581829	L= 1.328 L2= 1.360
MAZDA - 2 (DL, DJ) 08/14→								
 Radbremszylinder								
1.5	55 - 79	08/14→				2	24.3219-1752.3 020505	GG
1.5 D	77	08/14→02/18						
1.5 SKYACTIV-G	66 - 85	08/14→						
1.5 SKYACTIV-G M Hybrid	55 - 66	08/19→						
 Bremsbackensatz								
1.5	55	08/14→11/17					03.0137-0501.2 650501	TRW Ø 200 x 32 + HEB
1.5 D	77	08/14→02/18						
1.5 SKYACTIV-G	66 - 85	08/14→		11/14→			03.0520-7819.3 697819	BOS Ø 220 x 35 + RZ / + Zub TopKit
1.5 SKYACTIV-G M Hybrid	79 - 66	11/14→08/19→					03.0137-0501.2 650501	TRW Ø 200 x 32 + HEB
							03.0520-7819.3 697819	BOS Ø 220 x 35 + RZ / + Zub TopKit
MAZDA - 2 (DY) 02/03→06/07								
 Radbremszylinder								
1.2	55	02/03→06/07					24.3219-1735.3 020464	ALU
1.25	55	04/03→06/07						
1.3 L	67	04/03→06/07						
1.4	59	02/03→06/07						
1.4 CD	50	04/03→06/07						
1.6	74	02/03→06/07						
Zubehörsatz, Bremsbacken								
1.2	55	02/03→06/07					03.0137-9259.2 669259	
1.25	55	04/03→06/07						
1.3 L	67	04/03→06/07						
1.4	59	02/03→06/07						
1.4 CD	50	04/03→06/07						
1.6	74	02/03→06/07						
 Bremstrommel								
1.2	55	02/03→06/07					24.0220-3726.2 480216	Ø 243 x 44,5 / 204,3 + RLG / - ABS Ring
1.25	55	04/03→06/07						
1.3 L	67	04/03→06/07						
1.4	59	02/03→06/07						
1.4 CD	50	04/03→06/07						
1.6	74	02/03→06/07						
 Bremsbackensatz								
1.2	55	02/03→06/07					03.0137-0394.2 650394	Ø 203 x 38 + HEB
1.25	55	04/03→06/07						
1.3 L	67	04/03→06/07					03.0520-6319.3 696319	AP Ø 203 x 38 + RZ / + Zub TopKit
1.4	59	02/03→06/07						
1.4 CD	50	04/03→06/07						
1.6	74	02/03→06/07						
 Seilzug, Feststellbremse								
1.2	55	02/03→06/07			Trommelbremse; 	1	24.3727-0653.2 580653	L= 1.305 L2= 1.445
1.25	55	04/03→06/07			Trommelbremse; 		24.3727-0658.2 580658	L= 306
1.3 L	67	04/03→06/07			Trommelbremse; 			
1.4	59	02/03→06/07			Trommelbremse; 	2	24.3727-0663.2 580663	L= 175
1.4 CD	50	04/03→06/07						
1.6	74	02/03→06/07						
MAZDA - 3 (BK) 10/03→12/09								
 Seilzug, Feststellbremse								
1.3	62	10/03→06/09			→ 03/06; Scheibenbremse; 		24.3727-1813.2 581813	L= 345
					→ 03/06; Scheibenbremse; 		24.3727-1814.2 581814	L= 1.875
→								















	kw					! #		
MAZDA - 3 (BK) 10/03→12/09								
 Seilzug, Feststellbremse								
1.3	62	10/03→06/09			→ 03/06; Scheibenbremse; <input type="checkbox"/>		24.3727-1815.2 581815	L= 1.831
1.6	77	10/03→06/09			→ 05/09; Scheibenbremse; <input checked="" type="checkbox"/>		24.3727-1813.2 581813	L= 345
1.6 DI Turbo	80	06/04→06/09			→ 05/09; Scheibenbremse; <input type="checkbox"/>		24.3727-1814.2 581814	L= 1.875
1.6 MZ-CD	66	06/06→12/09			→ 05/09; Scheibenbremse; <input type="checkbox"/>		24.3727-1815.2 581815	L= 1.831
2.0	110	10/03→12/09			→ 05/09; Scheibenbremse; <input type="checkbox"/>		24.3727-1815.2 581815	L= 1.831
2.0 MZR-CD	105	07/06→06/09						
2.0	104	10/03→06/06			Scheibenbremse; <input checked="" type="checkbox"/>		24.3727-1813.2 581813	L= 345
2.3 DiSi Turbo MPS	184	06/06→06/09			Scheibenbremse; <input type="checkbox"/>		24.3727-1814.2 581814	L= 1.875
2.3 MPS Turbo	191	12/06→06/09			Scheibenbremse; <input type="checkbox"/>		24.3727-1815.2 581815	L= 1.831
2.3 MZR	115	10/03→03/09			Scheibenbremse; <input type="checkbox"/>		24.3727-1815.2 581815	L= 1.831
MAZDA - 3 (BL) 12/08→09/14								
 Seilzug, Feststellbremse								
1.6 MZ-CD	80	12/08→05/13			06/09→; Scheibenbremse; <input checked="" type="checkbox"/>	2	24.3727-1825.2 581825	L= 1.840 L2= 1.910
2.0 DISI	110	05/09→02/12						
2.0 MZR DISI	111	12/08→05/13						
2.2 MZR CD	110 - 136	01/09→10/13						
1.6 MZR	79	01/10→12/13			→ 11/13; Scheibenbremse; <input checked="" type="checkbox"/>	2	24.3727-1825.2 581825	L= 1.840 L2= 1.910
2.0 MZR	108	04/09→09/14						
2.3 MPS Turbo	191	12/08→09/14						
1.6 MZR	77	12/08→09/14			06/09→ 11/13; Scheibenbremse; <input checked="" type="checkbox"/>	2	24.3727-1825.2 581825	L= 1.840 L2= 1.910
2.0 MZR	110	01/09→09/14						
2.5	122	03/09→09/14						
1.6 MZR CD	85	09/10→05/13			11/10→; Scheibenbremse; <input checked="" type="checkbox"/>	2	24.3727-1825.2 581825	L= 1.840 L2= 1.910
2.0	113	09/11→10/13			Scheibenbremse; <input checked="" type="checkbox"/>	2	24.3727-1825.2 581825	L= 1.840 L2= 1.910
MAZDA - 3 (BM, BN) 07/13→								
 Seilzug, Feststellbremse								
1.5	74	09/13→05/19			Scheibenbremse; <input type="checkbox"/>		24.3727-1832.2 581832	L= 1.888
					Scheibenbremse; <input type="checkbox"/>		24.3727-1833.2 581833	L= 1.888
					Scheibenbremse; <input checked="" type="checkbox"/>		24.3727-1834.2 581834	L= 348
					- eFSB; Scheibenbremse; <input checked="" type="checkbox"/>		24.3727-1834.2 581834	L= 348
1.5	88	10/13→05/19			für Linkslenker; Scheibenbremse; <input type="checkbox"/>		24.3727-1832.2 581832	L= 1.888
					für Linkslenker; Scheibenbremse; <input type="checkbox"/>		24.3727-1833.2 581833	L= 1.888
					für Linkslenker; Scheibenbremse; <input checked="" type="checkbox"/>		24.3727-1834.2 581834	L= 348
1.5 D	77	02/16→05/19			Scheibenbremse; <input type="checkbox"/>		24.3727-1832.2 581832	L= 1.888
1.6	77	09/13→05/19			Scheibenbremse; <input type="checkbox"/>		24.3727-1833.2 581833	L= 1.888
2.0	88 - 121	07/13→05/19			Scheibenbremse; <input type="checkbox"/>		24.3727-1833.2 581833	L= 1.888
2.2 D	110	09/13→05/19			Scheibenbremse; <input checked="" type="checkbox"/>		24.3727-1834.2 581834	L= 348
MAZDA - 3 Kasten/Schrägheck (BM) 04/15→05/16								
 Seilzug, Feststellbremse								
1.5	74	04/15→05/16			<input type="checkbox"/>		24.3727-1832.2 581832	L= 1.888
2.0	88 - 121	04/15→05/16			für Linkslenker; <input type="checkbox"/>		24.3727-1833.2 581833	L= 1.888
2.2 D	110	04/15→05/16			für Linkslenker; <input checked="" type="checkbox"/>		24.3727-1834.2 581834	L= 348
MAZDA - 3 Stufenheck (BK) 09/99→12/09								
 Seilzug, Feststellbremse								
1.6	77	02/04→06/09			→ 05/09; Scheibenbremse; <input checked="" type="checkbox"/>		24.3727-1813.2 581813	L= 345
1.6 DI Turbo	80	06/04→06/09			→ 05/09; Scheibenbremse; <input type="checkbox"/>		24.3727-1814.2 581814	L= 1.875
2.0 MZR-CD	105	12/06→06/09			→ 05/09; Scheibenbremse; <input type="checkbox"/>		24.3727-1815.2 581815	L= 1.831
2.0	104 - 110	10/03→12/09			Scheibenbremse; <input checked="" type="checkbox"/>		24.3727-1813.2 581813	L= 345
2.3	118	03/04→03/09			Scheibenbremse; <input type="checkbox"/>		24.3727-1814.2 581814	L= 1.875
					Scheibenbremse; <input type="checkbox"/>		24.3727-1815.2 581815	L= 1.831
MAZDA - 3 Stufenheck (BL) 12/08→12/14								
 Seilzug, Feststellbremse								
1.6 MZR	77	12/08→09/14			06/09→ 11/13; Scheibenbremse; <input checked="" type="checkbox"/>	2	24.3727-1825.2 581825	L= 1.840 L2= 1.910
2.0 MZR	110	03/09→09/14						
2.2 MZR CD	110	01/09→09/14						
1.6 MZR CD	80	12/08→05/13			06/09→; Scheibenbremse; <input checked="" type="checkbox"/>	2	24.3727-1825.2 581825	L= 1.840 L2= 1.910
2.0 MZR DISI	111	02/09→05/13						
1.6 MZR CD	85	09/10→05/13			11/10→; Scheibenbremse; <input checked="" type="checkbox"/>	2	24.3727-1825.2 581825	L= 1.840 L2= 1.910
2.0	113	09/11→09/14			Scheibenbremse; <input checked="" type="checkbox"/>	2	24.3727-1825.2 581825	L= 1.840 L2= 1.910
2.2 MZR CD	136	06/09→05/13						















	kw					! #		
MAZDA - 3 Stufenheck (BM_, BN_) 09/13→12/19								
 Seilzug, Feststellbremse								
1.5	74	10/14→05/19		Scheibenbremse; <input type="checkbox"/>		24.3727-1832.2	581832	L= 1.888
1.5 D	77	06/16→05/19		Scheibenbremse; <input type="checkbox"/>		24.3727-1833.2	581833	L= 1.888
1.6	77	09/13→05/19		Scheibenbremse; <input type="checkbox"/>		24.3727-1834.2	581834	L= 348
2.0	88 - 121	09/13→05/19		Scheibenbremse; <input checked="" type="checkbox"/>				
2.2 D	110	09/13→05/19						
1.5	88	10/13→05/19		für Linkslenker; Scheibenbremse; <input type="checkbox"/>		24.3727-1832.2	581832	L= 1.888
				für Linkslenker; Scheibenbremse; <input type="checkbox"/>		24.3727-1833.2	581833	L= 1.888
				für Linkslenker; Scheibenbremse; <input checked="" type="checkbox"/>		24.3727-1834.2	581834	L= 348
MAZDA - 5 (CR19) 02/05→12/10								
 Seilzug, Feststellbremse								
1.8	85	02/05→05/10		03/05→; Scheibenbremse; <input checked="" type="checkbox"/>		24.3727-1812.2	581812	L= 252
2.0	107	02/05→05/10		03/05→; Scheibenbremse; <input type="checkbox"/>		24.3727-1820.2	581820	L= 1.815
2.0 CD	81	02/05→05/10		03/05→; Scheibenbremse; <input type="checkbox"/>		24.3727-1822.2	581822	L= 1.833
2.0 CD	105	02/05→05/10		06/05→; Scheibenbremse; <input checked="" type="checkbox"/>		24.3727-1812.2	581812	L= 252
2.3	122	02/05→09/08		06/05→; Scheibenbremse; <input type="checkbox"/>		24.3727-1820.2	581820	L= 1.815
				06/05→; Scheibenbremse; <input type="checkbox"/>		24.3727-1822.2	581822	L= 1.833
MAZDA - 5 (CW) 06/10→								
 Seilzug, Feststellbremse								
1.6 CD	85	07/10→		Scheibenbremse; <input checked="" type="checkbox"/>		24.3727-1812.2	581812	L= 252
1.8 MZR	85	09/10→						
2.0	106 - 111	06/10→						
MAZDA - 6 Hatchback (GG) 08/02→12/08								
 Seilzug, Feststellbremse								
1.8	88	08/02→08/07		→ 07/07; Scheibenbremse; <input checked="" type="checkbox"/>		24.3727-1821.2	581821	L= 1.635 L2= 1.640
2.0	104 - 108	08/02→08/07						
2.0 DI	89 - 105	08/02→08/07						
2.3	122	08/02→08/07						
MAZDA - 6 Kasten/Kombi (GJ) 01/13→05/16								
 Seilzug, Feststellbremse								
2.0	107 - 121	04/15→05/16		für Linkslenker; - eFSB; <input checked="" type="checkbox"/>		24.3727-1834.2	581834	L= 348
2.2 D	110 - 129	04/15→05/16		für Linkslenker; - eFSB; <input type="checkbox"/>		24.3727-1836.2	581836	L= 1.940
2.2 D AWD	110 - 129	01/13→05/16		für Linkslenker; - eFSB; <input type="checkbox"/>		24.3727-1837.2	581837	L= 1.940
2.5	141	04/15→05/16						
MAZDA - 6 Kombi (GJ, GL) 08/12→								
 Seilzug, Feststellbremse								
2.0	107 - 121	12/12→		Scheibenbremse; <input type="checkbox"/>		24.3727-1836.2	581836	L= 1.940
2.2 D	110 - 129	08/12→		Scheibenbremse; <input type="checkbox"/>		24.3727-1837.2	581837	L= 1.940
2.2 D 4WD	129	07/14→						
2.2 D AWD	110 - 129	12/12→						
MAZDA - 6 Station Wagon (GY) 01/02→02/08								
 Seilzug, Feststellbremse								
1.8	88	08/02→08/07		→ 07/07; Scheibenbremse; <input checked="" type="checkbox"/>		24.3727-1821.2	581821	L= 1.635 L2= 1.640
2.0	104 - 108	08/02→08/07						
2.0 DI	89 - 105	08/02→08/07						
2.3	122	01/02→02/08						
2.3 AWD	119	11/02→08/07						
2.0 DI	100	08/02→02/05		Scheibenbremse; <input checked="" type="checkbox"/>		24.3727-1821.2	581821	L= 1.635 L2= 1.640
MAZDA - 6 Stufenheck (GG) 06/02→12/08								
 Seilzug, Feststellbremse								
1.8	88	08/02→08/07		→ 07/07; Scheibenbremse; <input checked="" type="checkbox"/>		24.3727-1821.2	581821	L= 1.635 L2= 1.640
2.0	104 - 108	06/02→08/07						
→								

	kw			 	! #		
MAZDA - 6 Stufenheck (GG) 06/02→12/08							
 Seilzug, Feststellbremse							
2.0 DI	89 - 105	06/02→08/07		→ 07/07; Scheibenbremse; 		24.3727-1821.2 581821	L= 1.635 L2= 1.640
2.3	122	06/02→08/07					
2.3	119 - 120	07/03→07/07		Scheibenbremse; 		24.3727-1821.2 581821	L= 1.635 L2= 1.640
MAZDA - 6 Stufenheck (GJ, GL) 12/12→							
 Seilzug, Feststellbremse							
2.0	110	12/12→		für Linkslenker; 		24.3727-1834.2 581834	L= 348
2.0	107 - 121	01/13→		Scheibenbremse; 		24.3727-1836.2 581836	L= 1.940
2.2 D	110 - 129	12/12→		Scheibenbremse; 		24.3727-1837.2 581837	L= 1.940
2.2 D 4WD	129	07/14→					
MAZDA - 121 III (JASM, JBSM) 03/96→04/03							
 Radbremszylinder							
1.25	55	03/96→04/03		→ 01/00; Schaltgetriebe	2	24.3217-1715.3 020463	TRW GG
				→ 03/03; Automatikgetriebe; nur paarweise austauschen	2	24.3219-1107.3 020338	TRW GG
				02/00→ 03/03; Schaltgetriebe	2	24.3219-1735.3 020464	ALU
1.3	37 - 44	03/96→04/03		→ 01/00	2	24.3217-1715.3 020463	TRW GG
1.8 D	44	03/96→04/03		02/00→ 03/03	2	24.3219-1735.3 020464	ALU
1.8 TD	55	02/00→10/02			2	24.3219-1735.3 020464	ALU
Zubehörsatz, Bremsbacken							
1.25	55	03/96→04/03		02/00→ 03/03; - ABS		03.0137-9179.2 669179	AP
1.3	37 - 44	03/96→04/03		→ 01/00		03.0137-9217.2 669217	TRW
1.8 D	44	03/96→04/03		02/00→ 03/03; + ABS		03.0137-9259.2 669259	
1.8 TD	55	02/00→10/02		- ABS		03.0137-9179.2 669179	AP
				+ ABS		03.0137-9259.2 669259	
 Bremstrommel							
1.25	55	03/96→04/03		02/00→ 03/03; - ABS		24.0218-0024.2 480079	Ø 216 x 44 / 181,3 - RLG / - ABS Ring / mit Radbefestigungsbolzen
1.3	37 - 44	03/96→04/03				24.0218-0724.2 480206	Ø 216 x 44 / 181,3 + RLG / - ABS Ring / mit Radbefestigungsbolzen
1.8 D	44	03/96→04/03		→ 01/00		24.0218-0024.2 480079	Ø 216 x 44 / 181,3 - RLG / - ABS Ring / mit Radbefestigungsbolzen
						24.0218-0724.2 480206	Ø 216 x 44 / 181,3 + RLG / - ABS Ring / mit Radbefestigungsbolzen
				02/00→ 03/03; + ABS		24.0220-3009.2 480080	Ø 239 x 48,5 / 204,3 - RLG / - ABS Ring / mit Radbefestigungsbolzen
						24.0220-3709.2 480220	Ø 239 x 48,5 / 204,3 + RLG / - ABS Ring / mit Radbefestigungsbolzen
1.8 TD	55	02/00→10/02		- ABS		24.0218-0024.2 480079	Ø 216 x 44 / 181,3 - RLG / - ABS Ring / mit Radbefestigungsbolzen
						24.0218-0724.2 480206	Ø 216 x 44 / 181,3 + RLG / - ABS Ring / mit Radbefestigungsbolzen
				+ ABS		24.0220-3009.2 480080	Ø 239 x 48,5 / 204,3 - RLG / - ABS Ring / mit Radbefestigungsbolzen
						24.0220-3709.2 480220	Ø 239 x 48,5 / 204,3 + RLG / - ABS Ring / mit Radbefestigungsbolzen
 Bremsbackensatz							
1.25	55	03/96→04/03		→ 01/00		03.0137-0337.2 650337	TRW Ø 180 x 32 + HEB
				02/00→ 03/03; + ABS		03.0137-0394.2 650394	Ø 203 x 38 + HEB
				02/00→ 03/03; - ABS		03.0137-0412.2 650412	AP Ø 180 x 32 + HEB
				→ 01/00; Schaltgetriebe		03.0520-3617.3 693617	TRW Ø 180 x 32 + RZ / + Zub TopKit
				→ 03/03; Automatikgetriebe		03.0520-5519.3 695519	TRW Ø 180 x 32 + RZ / + Zub TopKit
→							
















	kw					! #		
MAZDA - 121 III (JASM, JBSM) 03/96→04/03								
 Bremsbackensatz								
1.25	55	03/96→04/03	➔	02/00→03/03; Schaltgetriebe; - ABS		03.0520-6219.3	696219	AP Ø 180 x 32 + RZ / + Zub TopKit
			➔	02/00→03/03; Schaltgetriebe; + ABS		03.0520-6319.3	696319	AP Ø 203 x 38 + RZ / + Zub TopKit
1.3	37 - 44	03/96→04/03	➔	→ 01/00		03.0137-0337.2	650337	TRW Ø 180 x 32 + HEB
1.8 D	44	03/96→04/03	➔	02/00→03/03; + ABS		03.0520-3617.3	693617	TRW Ø 180 x 32 + RZ / + Zub TopKit
			➔	02/00→03/03; + ABS		03.0137-0394.2	650394	Ø 203 x 38 + HEB
			➔	02/00→03/03; - ABS		03.0520-6319.3	696319	AP Ø 203 x 38 + RZ / + Zub TopKit
			➔	02/00→03/03; - ABS		03.0137-0412.2	650412	AP Ø 180 x 32 + HEB
			➔	02/00→03/03; - ABS		03.0520-6219.3	696219	AP Ø 180 x 32 + RZ / + Zub TopKit
1.8 TD	55	02/00→10/02	➔	+ ABS		03.0137-0394.2	650394	Ø 203 x 38 + HEB
			➔	- ABS		03.0520-6319.3	696319	AP Ø 203 x 38 + RZ / + Zub TopKit
			➔	- ABS		03.0137-0412.2	650412	AP Ø 180 x 32 + HEB
			➔	- ABS		03.0520-6219.3	696219	AP Ø 180 x 32 + RZ / + Zub TopKit
 Seilzug, Feststellbremse								
1.25	55	03/96→04/03		→ 11/98; Trommelbremse; ⚑	1	24.3727-0660.2	580660	L= 1.575 L2= 1.627
1.3	37 - 44	03/96→04/03		12/98→03/03; Trommelbremse; ⚑	1	24.3727-0660.2	580660	L= 1.575 L2= 1.627
1.8 D	44	03/96→04/03		→ 11/98; Trommelbremse; ⚑	1	24.3727-1800.2	581800	L= 312
1.8 TD	55	02/00→10/02		Trommelbremse; ⚑	2	24.3727-0660.2	580660	L= 1.575 L2= 1.627
				Trommelbremse; ⚑		24.3727-1800.2	581800	L= 312
MAZDA - 323 C IV (BG) 06/89→09/00								
 Radbremszylinder								
1.6	66	09/93→09/00	➔	→ 12/94	2	24.3217-1120.3	020360	GG
Zubehörsatz, Bremsbacken								
1.6	66	09/93→09/00	➔	→ 12/94		03.0137-9182.2	669182	
 Bremstrommel								
1.6	66	09/93→09/00	➔	→ 12/94		24.0220-0026.1	480104	Ø 241 x 42 / 201
 Bremsbackensatz								
1.6	66	09/93→09/00	➔	→ 12/94		03.0137-0278.2	650278	Ø 200 x 36
 Seilzug, Feststellbremse								
1.6	66	09/93→09/00		→ 12/94; Türenanzahl: 4; Trommelbremse; ⚑		24.3727-1811.2	581811	L= 1.503
				→ 12/94; Türenanzahl: 5; Trommelbremse; ⚑		24.3727-1811.2	581811	L= 1.503
MAZDA - 323 C V (BA) 08/94→01/01								
 Radbremszylinder								
1.3 16V	54	08/94→09/98	➔	→ 08/98	2	24.3219-1725.3	020429	TRW GG
1.5 16V	65	08/94→09/98						
1.8 16V	84	08/94→09/98						
Zubehörsatz, Bremsbacken								
1.3 16V	54	08/94→09/98	➔	→ 08/98		03.0137-9239.2	669239	
1.5 16V	65	08/94→09/98						
1.8 16V	84	08/94→09/98						
 Bremstrommel								
1.3 16V	54	08/94→09/98	➔	→ 08/98		24.0220-0026.1	480104	Ø 241 x 42 / 201
1.5 16V	65	08/94→09/98						
1.8 16V	84	08/94→09/98						
 Bremsbackensatz								
1.3 16V	54	08/94→09/98	➔	→ 08/98		03.0137-0278.2	650278	Ø 200 x 36
1.5 16V	65	08/94→09/98						
1.8 16V	84	08/94→09/98						
→								
























	kw			 	! #		
MAZDA - 323 C V (BA) 08/94→01/01							
 Seilzug, Feststellbremse							
1.3 16V	54	08/94→09/98		→ 08/98; Türenanzahl: 4; Trommelbremse; <input type="checkbox"/>		24.3727-1816.2 581816	L= 1.653
				→ 08/98; Türenanzahl: 4; Trommelbremse; <input type="checkbox"/>		24.3727-1817.2 581817	L= 1.653
				→ 08/98; Türenanzahl: 3; Trommelbremse; <input type="checkbox"/>		24.3727-1819.2 581819	L= 1.553
1.5 16V 1.8 16V	65 84	08/94→09/98 08/94→09/98		→ 08/98; Türenanzahl: 5; Trommelbremse; <input type="checkbox"/>		24.3727-1816.2 581816	L= 1.653
				→ 08/98; Türenanzahl: 4; Trommelbremse; <input type="checkbox"/>		24.3727-1816.2 581816	L= 1.653
				→ 08/98; Türenanzahl: 4; Trommelbremse; <input type="checkbox"/>		24.3727-1817.2 581817	L= 1.653
				→ 08/98; Türenanzahl: 5; Trommelbremse; <input type="checkbox"/>		24.3727-1817.2 581817	L= 1.653
				→ 08/98; Türenanzahl: 3; Trommelbremse; <input type="checkbox"/>		24.3727-1819.2 581819	L= 1.553
MAZDA - 323 F V (BA) 07/94→09/98							
 Radbremszylinder							
1.5 16V 1.8 16V	65 84	07/94→09/98 08/94→09/98	➡	→ 08/98	2	24.3219-1725.3 020429	TRW GG
Zubehörsatz, Bremsbacken							
1.5 16V 1.8 16V	65 84	07/94→09/98 08/94→09/98	➡	→ 08/98		03.0137-9239.2 669239	
 Bremstrommel							
1.5 16V 1.8 16V	65 84	07/94→09/98 08/94→09/98	➡	→ 08/98		24.0220-0026.1 480104	Ø 241 x 42 / 201
 Bremsbackensatz							
1.5 16V 1.8 16V	65 84	07/94→09/98 08/94→09/98	➡	→ 08/98		03.0137-0278.2 650278	Ø 200 x 36
 Seilzug, Feststellbremse							
1.5 16V 1.8 16V	65 84	07/94→09/98 08/94→09/98		→ 08/98; Türenanzahl: 5; Trommelbremse; <input type="checkbox"/>		24.3727-1816.2 581816	L= 1.653
				→ 08/98; Türenanzahl: 4; Trommelbremse; <input type="checkbox"/>		24.3727-1816.2 581816	L= 1.653
				→ 08/98; Türenanzahl: 4; Trommelbremse; <input type="checkbox"/>		24.3727-1817.2 581817	L= 1.653
				→ 08/98; Türenanzahl: 5; Trommelbremse; <input type="checkbox"/>		24.3727-1817.2 581817	L= 1.653
				→ 08/98; Türenanzahl: 3; Trommelbremse; <input type="checkbox"/>		24.3727-1819.2 581819	L= 1.553
MAZDA - 323 F VI (BJ) 09/98→05/04							
 Radbremszylinder							
1.4	53	01/01→05/04	➡	→ 10/03	2	24.3217-1716.3 020474	GG
1.4 16V 1.5 16V 2.0 TD	54 65 66	09/98→01/01 09/98→01/01 09/98→12/01	➡	→ 12/00	2	24.3217-1716.3 020474	GG
Zubehörsatz, Bremsbacken							
1.4	53	01/01→05/04	➡	→ 10/03		03.0137-9263.2 669263	
1.4 16V 1.5 16V 2.0 TD	54 65 66	09/98→01/01 09/98→01/01 09/98→12/01	➡	→ 12/00		03.0137-9263.2 669263	
 Bremstrommel							
1.4	53	01/01→05/04	➡	→ 10/03		24.0220-0026.1 480104	Ø 241 x 42 / 201
1.4 16V 1.5 16V 2.0 TD	54 65 66	09/98→01/01 09/98→01/01 09/98→12/01	➡	→ 12/00		24.0220-0026.1 480104	Ø 241 x 42 / 201
 Bremsbackensatz							
1.4	53	01/01→05/04	➡	→ 10/03		03.0137-0407.2 650407	Ø 200 x 36 - HEB
1.4 16V 1.5 16V 2.0 TD →	54 65 66	09/98→01/01 09/98→01/01 09/98→12/01	➡	→ 12/00		03.0137-0407.2 650407	Ø 200 x 36 - HEB
















	kw					! #		
MAZDA - 323 F VI (BJ) 09/98→05/04								
 Seilzug, Feststellbremse								
1.4	53	01/01→05/04		→ 10/03; Trommelbremse; <input checked="" type="checkbox"/>		24.3727-1812.2	581812	L= 252
				→ 10/03; Trommelbremse; <input type="checkbox"/>		24.3727-1827.2	581827	L= 1.640
				→ 10/03; Trommelbremse; <input type="checkbox"/>		24.3727-1828.2	581828	L= 1.660
1.4 16V	54	09/98→01/01		→ 12/00; Trommelbremse; <input checked="" type="checkbox"/>		24.3727-1812.2	581812	L= 252
1.5 16V	65	09/98→01/01		→ 12/00; Trommelbremse; <input type="checkbox"/>		24.3727-1827.2	581827	L= 1.640
				→ 12/00; Trommelbremse; <input type="checkbox"/>		24.3727-1828.2	581828	L= 1.660
1.6	70 - 72	01/01→05/04		→ 10/03; Scheibenbremse; <input checked="" type="checkbox"/>		24.3727-1812.2	581812	L= 252
2.0	96	01/01→05/04		→ 10/03; Scheibenbremse; <input type="checkbox"/>		24.3727-1823.2	581823	L= 1.693
2.0 TD	74	01/01→05/04		→ 10/03; Scheibenbremse; <input type="checkbox"/>		24.3727-1824.2	581824	L= 1.715
1.9 16V	84	09/98→01/01		→ 12/00; Scheibenbremse; <input checked="" type="checkbox"/>		24.3727-1812.2	581812	L= 252
2.0 D	52	09/98→05/04		→ 12/00; Scheibenbremse; <input type="checkbox"/>		24.3727-1823.2	581823	L= 1.693
2.0 TD	66	09/98→12/01		→ 12/00; Scheibenbremse; <input type="checkbox"/>		24.3727-1824.2	581824	L= 1.715
MAZDA - 323 P V (BA) 10/96→09/98								
 Radbremszylinder								
1.3 16V	54	10/96→09/98	➔	→ 08/98	2	24.3219-1725.3	020429	TRW GG
1.5 16V	65	10/96→09/98						
2.0 D	52	10/96→09/98						
Zubehörsatz, Bremsbacken								
1.3 16V	54	10/96→09/98	➔	→ 08/98		03.0137-9239.2	669239	
1.5 16V	65	10/96→09/98						
2.0 D	52	10/96→09/98						
 Bremstrommel								
1.3 16V	54	10/96→09/98	➔	→ 08/98		24.0220-0026.1	480104	Ø 241 x 42 / 201
1.5 16V	65	10/96→09/98						
2.0 D	52	10/96→09/98						
 Bremssackensatz								
1.3 16V	54	10/96→09/98	➔	→ 08/98		03.0137-0278.2	650278	Ø 200 x 36
1.5 16V	65	10/96→09/98						
2.0 D	52	10/96→09/98						
 Seilzug, Feststellbremse								
1.3 16V	54	10/96→09/98		→ 08/98; Türenanzahl: 4; Trommelbremse; <input type="checkbox"/>		24.3727-1816.2	581816	L= 1.653
				→ 08/98; Türenanzahl: 4; Trommelbremse; <input type="checkbox"/>		24.3727-1817.2	581817	L= 1.653
				→ 08/98; Türenanzahl: 3; Trommelbremse; <input type="checkbox"/>		24.3727-1819.2	581819	L= 1.553
1.5 16V	65	10/96→09/98		→ 08/98; Türenanzahl: 5; Trommelbremse; <input type="checkbox"/>		24.3727-1816.2	581816	L= 1.653
				→ 08/98; Türenanzahl: 4; Trommelbremse; <input type="checkbox"/>		24.3727-1816.2	581816	L= 1.653
				→ 08/98; Türenanzahl: 4; Trommelbremse; <input type="checkbox"/>		24.3727-1817.2	581817	L= 1.653
				→ 08/98; Türenanzahl: 5; Trommelbremse; <input type="checkbox"/>		24.3727-1817.2	581817	L= 1.653
				→ 08/98; Türenanzahl: 3; Trommelbremse; <input type="checkbox"/>		24.3727-1819.2	581819	L= 1.553
2.0 D	52	10/96→09/98		→ 08/98; Trommelbremse; <input type="checkbox"/>		24.3727-1816.2	581816	L= 1.653
				→ 08/98; Trommelbremse; <input type="checkbox"/>		24.3727-1817.2	581817	L= 1.653
MAZDA - 323 S V (BA) 09/92→12/03								
 Radbremszylinder								
1.3 16V	54	08/94→09/98	➔	→ 08/98	2	24.3219-1725.3	020429	TRW GG
1.5 16V	65	08/94→09/98						
1.8 16V	84	08/94→09/98						
2.0 D	52	10/96→09/98						
Zubehörsatz, Bremsbacken								
1.3 16V	54	08/94→09/98	➔	→ 08/98		03.0137-9239.2	669239	
1.5 16V	65	08/94→09/98						
1.8 16V	84	08/94→09/98						
2.0 D	52	10/96→09/98						
 Bremstrommel								
1.3 16V	54	08/94→09/98	➔	→ 08/98		24.0220-0026.1	480104	Ø 241 x 42 / 201
1.5 16V	65	08/94→09/98						
→								

















	kw					! #		
MAZDA - 323 S V (BA) 09/92→12/03								
 Bremstrommel								
1.8 16V 2.0 D	84 52	08/94→09/98 10/96→09/98	➔	→ 08/98			24.0220-0026.1 480104	Ø 241 x 42 / 201
 Bremsbackensatz								
1.3 16V 1.5 16V 1.8 16V 2.0 D	54 65 84 52	08/94→09/98 08/94→09/98 08/94→09/98 10/96→09/98	➔	→ 08/98			03.0137-0278.2 650278	Ø 200 x 36
 Seilzug, Feststellbremse								
1.3 16V	54	08/94→09/98		→ 08/98; Türenanzahl: 4; Trommelbremse; <input type="checkbox"/>			24.3727-1816.2 581816	L= 1.653
				→ 08/98; Türenanzahl: 4; Trommelbremse; <input type="checkbox"/>			24.3727-1817.2 581817	L= 1.653
				→ 08/98; Türenanzahl: 3; Trommelbremse; <input type="checkbox"/>			24.3727-1819.2 581819	L= 1.553
1.5 16V 1.8 16V	65 84	08/94→09/98 08/94→09/98		→ 08/98; Türenanzahl: 5; Trommelbremse; <input type="checkbox"/>			24.3727-1816.2 581816	L= 1.653
				→ 08/98; Türenanzahl: 4; Trommelbremse; <input type="checkbox"/>			24.3727-1816.2 581816	L= 1.653
				→ 08/98; Türenanzahl: 4; Trommelbremse; <input type="checkbox"/>			24.3727-1817.2 581817	L= 1.653
				→ 08/98; Türenanzahl: 5; Trommelbremse; <input type="checkbox"/>			24.3727-1817.2 581817	L= 1.653
				→ 08/98; Türenanzahl: 3; Trommelbremse; <input type="checkbox"/>			24.3727-1819.2 581819	L= 1.553
2.0 D	52	10/96→09/98		→ 08/98; Trommelbremse; <input type="checkbox"/>			24.3727-1816.2 581816	L= 1.653
				→ 08/98; Trommelbremse; <input type="checkbox"/>			24.3727-1817.2 581817	L= 1.653
MAZDA - 323 S VI (BJ) 05/98→05/04								
 Radbremszylinder								
1.3	53	01/01→05/04	➔	→ 10/03	2		24.3217-1716.3 020474	GG
1.3 16V 1.5 16V 2.0 TD	54 65 66	09/98→01/01 09/98→01/01 09/98→05/04	➔	→ 12/00	2		24.3217-1716.3 020474	GG
Zubehörsatz, Bremsbacken								
1.3	53	01/01→05/04	➔	→ 10/03			03.0137-9263.2 669263	
1.3 16V 1.5 16V 2.0 TD	54 65 66	09/98→01/01 09/98→01/01 09/98→05/04	➔	→ 12/00			03.0137-9263.2 669263	
 Bremstrommel								
1.3	53	01/01→05/04	➔	→ 10/03			24.0220-0026.1 480104	Ø 241 x 42 / 201
1.3 16V 1.5 16V 2.0 TD	54 65 66	09/98→01/01 09/98→01/01 09/98→05/04	➔	→ 12/00			24.0220-0026.1 480104	Ø 241 x 42 / 201
 Bremsbackensatz								
1.3	53	01/01→05/04	➔	→ 10/03			03.0137-0407.2 650407	Ø 200 x 36 - HEB
1.3 16V 1.5 16V 2.0 TD	54 65 66	09/98→01/01 09/98→01/01 09/98→05/04	➔	→ 12/00			03.0137-0407.2 650407	Ø 200 x 36 - HEB
 Seilzug, Feststellbremse								
1.3	53	01/01→05/04		→ 10/03; Trommelbremse; <input type="checkbox"/>			24.3727-1812.2 581812	L= 252
				→ 10/03; Trommelbremse; <input type="checkbox"/>			24.3727-1827.2 581827	L= 1.640
				→ 10/03; Trommelbremse; <input type="checkbox"/>			24.3727-1828.2 581828	L= 1.660
1.3 16V 1.5 16V	54 65	09/98→01/01 09/98→01/01		→ 12/00; Trommelbremse; <input type="checkbox"/>			24.3727-1812.2 581812	L= 252
				→ 12/00; Trommelbremse; <input type="checkbox"/>			24.3727-1827.2 581827	L= 1.640
				→ 12/00; Trommelbremse; <input type="checkbox"/>			24.3727-1828.2 581828	L= 1.660
1.6 2.0	70 - 72 96	01/01→05/04 01/01→05/04		→ 10/03; Scheibenbremse; <input type="checkbox"/>			24.3727-1812.2 581812	L= 252
				→ 10/03; Scheibenbremse; <input type="checkbox"/>			24.3727-1823.2 581823	L= 1.693
				→ 10/03; Scheibenbremse; <input type="checkbox"/>			24.3727-1824.2 581824	L= 1.715
1.6 2.0 DiTD	80 74	09/98→02/01 10/00→10/02		01/01→; Scheibenbremse; <input type="checkbox"/>			24.3727-1812.2 581812	L= 252
				01/01→; Scheibenbremse; <input type="checkbox"/>			24.3727-1823.2 581823	L= 1.693
				01/01→; Scheibenbremse; <input type="checkbox"/>			24.3727-1824.2 581824	L= 1.715
1.9 16V ➔	84	09/98→05/04		Scheibenbremse; <input type="checkbox"/>			24.3727-1812.2 581812	L= 252










































	kw					! #		
MAZDA - 323 S VI (BJ) 05/98→05/04								
 Seilzug, Feststellbremse								
1.9 16V	84	09/98→05/04		Scheibenbremse; <input type="checkbox"/>		24.3727-1823.2	581823	L= 1.693
				Scheibenbremse; <input type="checkbox"/>		24.3727-1824.2	581824	L= 1.715
2.0	98	02/00→05/04		01/01→ 10/03; Scheibenbremse; <input checked="" type="checkbox"/>		24.3727-1812.2	581812	L= 252
				01/01→ 10/03; Scheibenbremse; <input type="checkbox"/>		24.3727-1823.2	581823	L= 1.693
				01/01→ 10/03; Scheibenbremse; <input type="checkbox"/>		24.3727-1824.2	581824	L= 1.715
2.0 D	52	09/98→05/04		→ 12/00; Scheibenbremse; <input checked="" type="checkbox"/>		24.3727-1812.2	581812	L= 252
2.0 TD	66	09/98→05/04		→ 12/00; Scheibenbremse; <input type="checkbox"/>		24.3727-1823.2	581823	L= 1.693
				→ 12/00; Scheibenbremse; <input type="checkbox"/>		24.3727-1824.2	581824	L= 1.715
MAZDA - 626 III Station Wagon (GV) 09/87→10/98								
 Seilzug, Feststellbremse								
2.0	66	10/88→09/97		04/92→; Scheibenbremse; <input checked="" type="checkbox"/>		24.3727-1812.2	581812	L= 252
2.0 D	60	11/94→09/97		→ 04/96; Scheibenbremse; <input checked="" type="checkbox"/>		24.3727-1812.2	581812	L= 252
MAZDA - 626 IV (GE) 08/91→08/98								
 Seilzug, Feststellbremse								
1.8 i	66 - 78	08/91→06/97		Scheibenbremse; <input type="checkbox"/>		24.3727-1808.2	581808	L= 1.657
2.0 D	56	05/94→06/97		Scheibenbremse; <input type="checkbox"/>		24.3727-1809.2	581809	L= 1.657
2.0 D GLX Complex	55	10/92→04/97		Scheibenbremse; <input checked="" type="checkbox"/>		24.3727-1812.2	581812	L= 252
2.0 i	85	01/92→04/97						
2.5 24V	121	01/92→04/97						
MAZDA - 626 IV Hatchback (GE) 08/91→08/98								
 Seilzug, Feststellbremse								
1.8	66 - 77	08/91→04/97		Scheibenbremse; <input type="checkbox"/>		24.3727-1808.2	581808	L= 1.657
2.0 D GLX Complex	55	01/93→04/97		Scheibenbremse; <input type="checkbox"/>		24.3727-1809.2	581809	L= 1.657
2.0 i	85	08/91→04/97		Scheibenbremse; <input checked="" type="checkbox"/>		24.3727-1812.2	581812	L= 252
2.5 24V	120 - 121	01/92→04/97						
MAZDA - 626 V (GF) 05/97→12/02								
 Radbremszylinder								
1.8	66	05/97→12/99	➡	→ 11/99	2	24.3220-1737.3	020540	GG
1.9	66	05/97→12/99						
1.8	74	12/99→10/02	➡		2	24.3220-1737.3	020540	GG
1.9	74	12/99→10/02						
Zubehörsatz, Bremsbacken								
1.8	66	05/97→12/99	➡	→ 11/99		03.0137-9262.2	669262	
1.9	66	05/97→12/99						
1.8	74	12/99→10/02	➡			03.0137-9262.2	669262	
1.9	74	12/99→10/02						
 Bremsbackensatz								
1.8	66	05/97→12/99	➡	→ 11/99		03.0137-0431.2	650431	Ø 229 x 43 - HEB
1.9	66	05/97→12/99						
1.8	74	12/99→10/02	➡			03.0137-0416.2	650416	Ø 229 x 43 - HEB
1.9	74	12/99→10/02						
 Seilzug, Feststellbremse								
1.8	66	05/97→12/99		419983→; → 11/99; <input checked="" type="checkbox"/>		24.3727-1812.2	581812	L= 252
1.9	66	05/97→12/99		115108→ 419982; <input checked="" type="checkbox"/>		24.3727-1812.2	581812	L= 252
1.8	74	12/99→10/02		<input checked="" type="checkbox"/>		24.3727-1812.2	581812	L= 252
1.9	74	12/99→10/02						
2.0 TD	81	10/00→10/02						
2.0	85 - 100	05/97→10/02		<input checked="" type="checkbox"/>		24.3727-1812.2	581812	L= 252
				Scheibenbremse; <input type="checkbox"/>		24.3727-1823.2	581823	L= 1.693
				Scheibenbremse; <input type="checkbox"/>		24.3727-1824.2	581824	L= 1.715
2.0 DI TD	66	04/98→10/02		419983→; <input checked="" type="checkbox"/>		24.3727-1812.2	581812	L= 252
2.0 Turbo DI	74	04/98→10/02		115108→ 419982; <input checked="" type="checkbox"/>		24.3727-1812.2	581812	L= 252
MAZDA - 626 V Hatchback (GF) 05/97→12/02								
 Radbremszylinder								
1.8	66	05/97→12/99	➡	→ 11/99	2	24.3220-1737.3	020540	GG
1.9	66	05/97→12/99						
1.8	74	12/99→10/02	➡		2	24.3220-1737.3	020540	GG
1.9	74	12/99→10/02						














































	kw					! #			
MAZDA - 626 V Hatchback (GF) 05/97→12/02									
Zubehörsatz, Bremsbacken									
1.8	66	05/97→12/99	➔	→ 11/99			03.0137-9262.2	669262	
1.9	66	05/97→12/99							
1.8	74	12/99→10/02	➔				03.0137-9262.2	669262	
1.9	74	12/99→10/02							
 Bremsbackensatz									
1.8	66	05/97→12/99	➔	→ 11/99			03.0137-0431.2	650431	Ø 229 x 43 - HEB
1.9	66	05/97→12/99							
1.8	74	12/99→10/02	➔				03.0137-0416.2	650416	Ø 229 x 43 - HEB
1.9	74	12/99→10/02							
 Seilzug, Feststellbremse									
1.8	66	05/97→12/99		419983→; → 11/99; 			24.3727-1812.2	581812	L= 252
1.9	66	05/97→12/99		115108→ 419982; 			24.3727-1812.2	581812	L= 252
1.8	74	12/99→10/02					24.3727-1812.2	581812	L= 252
1.9	74	12/99→10/02							
2.0 TD	81	10/00→10/02							
2.0	85	05/97→10/02					24.3727-1812.2	581812	L= 252
2.0 H.P.	100	02/98→10/02							
				Scheibenbremse; <input type="checkbox"/>			24.3727-1823.2	581823	L= 1.693
				Scheibenbremse; <input type="checkbox"/>			24.3727-1824.2	581824	L= 1.715
2.0 DITD	66	04/98→10/02		419983→; 			24.3727-1812.2	581812	L= 252
2.0 Turbo DI	74	04/98→10/02		115108→ 419982; 			24.3727-1812.2	581812	L= 252
MAZDA - 626 V Station Wagon (GW) 01/98→12/02									
 Seilzug, Feststellbremse									
1.8	66	02/98→01/00		→ 12/99; Scheibenbremse; 			24.3727-1812.2	581812	L= 252
1.9	66	02/98→01/00							
1.8	74	01/00→10/02		Scheibenbremse; 			24.3727-1812.2	581812	L= 252
1.9	74	01/00→10/02							
2.0	85	02/98→10/02							
2.0 DITD	66	09/99→10/02							
2.0 H.P.	100	02/98→10/02							
2.0 TD	81	10/00→10/02							
2.0 Turbo DI	74	04/98→10/02							
MAZDA - B-SERIE (UF) 01/85→12/99									
 Radbremszylinder									
2.5 D 4WD	57	09/98→06/99	➔	02/99→	2		24.3223-1711.3	020570	GG
2.6 12V 4WD	90	01/90→06/99							
MAZDA - B-SERIE (UN) 11/98→12/08									
 Radbremszylinder									
2.2	68	11/99→08/02	➔		2		24.3223-1711.3	020570	GG
2.5 D	61	11/99→12/01							
2.5 D 4WD	61	11/99→12/01							
2.5 TD 4WD	80	06/99→07/06							
2.2 4WD	60	02/99→11/06	➔	→ 10/99	2		24.3223-1711.3	020570	GG
2.5 D 4WD	57	06/99→11/06							
2.2 8V 4WD	68	06/99→11/06	➔	→ 08/02	2		24.3223-1711.3	020570	GG
2.6 12V 4WD	90	06/99→11/06							
2.6 i	92	02/99→11/06							
2.5 D	57	06/99→11/06	➔	08/02→ 05/04	2		24.3223-1711.3	020570	GG
2.5 D	62	12/02→11/06	➔	→ 07/06	2		24.3223-1711.3	020570	GG
2.5 D 4WD	62	12/02→11/06							
MAZDA - BT-50 II Pick-up (B22, B32, UP, UR) 11/11→									
 Radbremszylinder									
2.2 MZ-CD 4WD	92	12/12→	➔	- ABS	2		24.3223-1711.3	020570	GG
MAZDA - BT-50 Pick-up (CD, UN) 08/06→12/15									
 Radbremszylinder									
2.5 MRZ-CD	105	08/06→06/13	➔		2		24.3223-1711.3	020570	GG
2.5 MRZ-CD 4x4	105	12/06→12/15	➔	→ 07/12	2		24.3223-1711.3	020570	GG
3.0 CDVi	115	12/06→12/15							
3.0 CDVi 4x4	115	10/06→12/15	➔	12/06→ 07/12	2		24.3223-1711.3	020570	GG
MAZDA - BT-50 Pritsche/Fahrgestell (CD, UN) 08/06→									
 Radbremszylinder									
2.5 CDVi	105	12/06→	➔	→ 07/12			24.3223-1711.3	020570	GG
3.0 CDVi 4x4	115	12/06→							

	kw					! #		
MAZDA - CX-5 (KE, GH) 11/11→02/17								
 Seilzug, Feststellbremse								
2.0	110 - 121	11/11→02/17		Scheibenbremse; <input type="checkbox"/>		24.3727-1830.2	581830	L= 1.920
2.0 AWD	110 - 118	11/11→02/17		Scheibenbremse; <input type="checkbox"/>		24.3727-1831.2	581831	L= 1.920
2.2 D	110 - 129	04/12→02/17		Scheibenbremse; <input checked="" type="checkbox"/>		24.3727-1834.2	581834	L= 348
2.2 D 4WD	129	04/12→02/17						
2.2 D AWD	110 - 129	04/12→02/17						
2.5	137 - 138	02/13→02/17						
2.5 AWD	141	02/15→02/17						
2.0 AWD	113	02/12→02/17		<input type="checkbox"/>		24.3727-1830.2	581830	L= 1.920
				<input type="checkbox"/>		24.3727-1831.2	581831	L= 1.920
				<input checked="" type="checkbox"/>		24.3727-1834.2	581834	L= 348
MAZDA - CX-5 Van (KE_) 11/11→02/17								
 Seilzug, Feststellbremse								
SKYACTIV-D	110	04/15→02/17		Scheibenbremse; <input type="checkbox"/>		24.3727-1830.2	581830	L= 1.920
SKYACTIV-D AWD	110 - 129	04/15→02/17		Scheibenbremse; <input type="checkbox"/>		24.3727-1831.2	581831	L= 1.920
SKYACTIV-G	121	04/15→02/17		Scheibenbremse; <input checked="" type="checkbox"/>		24.3727-1834.2	581834	L= 348
SKYACTIV-G AWD	118 - 141	04/15→02/17						
MAZDA - DEMIO (DW) 01/96→07/03								
 Radbremszylinder								
1.3 16V	46	08/98→07/03	➡	→ 10/02	2	24.3217-1718.3	020478	GG
1.5 16V	55	04/00→07/03						
1.3 i 16V	53	08/98→04/00	➡	→ 03/00	2	24.3217-1718.3	020478	GG
1.3 i 16V	61	01/96→10/02	➡		2	24.3217-1718.3	020478	GG
Zubehörsatz, Bremsbacken								
1.3 16V	46	08/98→07/03	➡	→ 10/02		03.0137-9266.2	669266	
1.5 16V	55	04/00→07/03						
1.3 i 16V	53	08/98→04/00	➡	→ 03/00		03.0137-9266.2	669266	
1.3 i 16V	61	01/96→10/02	➡			03.0137-9266.2	669266	
 Bremstrommel								
1.3 16V	46	08/98→07/03	➡	→ 144782		24.0220-0026.1	480104	Ø 241 x 42 / 201
1.3 i 16V	53 - 61	01/96→10/02						
MAZDA - E Bus (SR1) 01/84→07/04								
 Bremsbackensatz								
E2200 D	47	03/91→05/03	➡	→ 03/97		03.0137-0486.2	650486	Ø 260 x 51 - HEB
E2200 D 4WD	47	01/87→05/03	➡	12/87→		03.0137-0486.2	650486	Ø 260 x 51 - HEB
MAZDA - E Kasten (SR2) 10/83→07/04								
 Bremsbackensatz								
2200 D 4WD	47	03/91→05/03	➡	→ 03/97		03.0137-0486.2	650486	Ø 260 x 51 - HEB
E2000	70	06/94→05/03						
E2200 D	52	02/97→08/02						
E2200 D 4WD	52	02/97→05/03						
E2200 D	47	11/88→12/03	➡	→ 03/97; für Einfachbereifung		03.0137-0486.2	650486	Ø 260 x 51 - HEB
MAZDA - E Pritsche/Fahrgestell (SD1) 01/83→07/99								
 Bremsbackensatz								
E2200 D	47	11/88→03/97	➡	für Einfachbereifung		03.0137-0486.2	650486	Ø 260 x 51 - HEB
MAZDA - MX-3 (EC) 05/91→09/98								
 Radbremszylinder								
1.6 i	79	11/93→09/98	➡	- ABS	2	24.3217-1120.3	020360	GG
Zubehörsatz, Bremsbacken								
1.6 i	79	11/93→09/98	➡	- ABS		03.0137-9182.2	669182	
→								























	kw					! #		
MAZDA - MX-3 (EC) 05/91→09/98								
 Bremstrommel								
1.6 i	79	11/93→09/98	➡	- ABS		24.0220-0026.1	480104	Ø 241 x 42 / 201
 Bremsbackensatz								
1.6 i	79	11/93→09/98	➡	- ABS		03.0137-0278.2	650278	Ø 200 x 36
MAZDA - MX-5 III (NC) 03/05→12/14								
 Seilzug, Feststellbremse								
1.8 2.0	93 118 - 127	03/05→12/14 03/05→12/14		Scheibenbremse; <input type="checkbox"/>		24.3727-1835.2	581835	L= 1.270
MAZDA - MX-6 (GE) 07/91→09/97								
 Seilzug, Feststellbremse								
2.0 2.5 24V 2.5 i 24V	85 121 120	02/92→02/97 02/92→09/97 08/94→02/97		Scheibenbremse; <input type="checkbox"/>		24.3727-1808.2	581808	L= 1.657
				Scheibenbremse; <input type="checkbox"/>		24.3727-1809.2	581809	L= 1.657
				Scheibenbremse; <input checked="" type="checkbox"/>		24.3727-1812.2	581812	L= 252
MAZDA - PREMACY (CP) 01/99→03/05								
 Radbremszylinder								
1.9 2.0 TD 2.0 TD	74 - 84 74 66	07/99→03/05 07/00→03/05 10/99→07/00	➡	→ 07/01 → 06/00	2	24.3220-1737.3	020540	GG
Zubehörsatz, Bremsbacken								
1.9	74 - 84	07/99→03/05	➡	01/00→ 07/01 → 12/99		03.0137-9262.2	669262	
2.0 TD	66	10/99→07/00	➡	01/00→ 06/00 → 12/99		03.0137-9262.2	669262	
2.0 TD	74	07/00→03/05	➡	→ 07/01		03.0137-9262.2	669262	
 Bremsbackensatz								
1.9	74 - 84	07/99→03/05	➡	01/00→ 07/01 → 12/99		03.0137-0416.2	650416	Ø 229 x 43 - HEB
2.0 TD	66	10/99→07/00	➡	01/00→ 06/00 → 12/99		03.0137-0416.2	650416	Ø 229 x 43 - HEB
2.0 TD	74	07/00→03/05	➡	→ 07/01		03.0137-0416.2	650416	Ø 229 x 43 - HEB
 Seilzug, Feststellbremse								
1.9	84	07/99→03/05		131755→; Trommelbremse; <input checked="" type="checkbox"/>		24.3727-1812.2	581812	L= 252
				→ 131754; Trommelbremse; <input checked="" type="checkbox"/>		24.3727-1812.2	581812	L= 252
1.9 2.0 TD	74 74	07/99→03/05 07/00→03/05		→ 131754; - ABS; Trommelbremse; <input checked="" type="checkbox"/>		24.3727-1812.2	581812	L= 252
				131755→; - ABS; Trommelbremse; <input checked="" type="checkbox"/>		24.3727-1812.2	581812	L= 252
				+ ABS; Scheibenbremse; <input checked="" type="checkbox"/>		24.3727-1812.2	581812	L= 252
2.0	96	11/01→03/05		Scheibenbremse; <input checked="" type="checkbox"/>		24.3727-1812.2	581812	L= 252
2.0 TD	66	10/99→07/00		131755→; → 06/00; Trommelbremse; <input checked="" type="checkbox"/>		24.3727-1812.2	581812	L= 252
				→ 131754; Trommelbremse; <input checked="" type="checkbox"/>		24.3727-1812.2	581812	L= 252
MAZDA - PREMACY Van (CP_) 01/99→06/05								
 Seilzug, Feststellbremse								
2.0	96	08/01→06/05		Scheibenbremse; <input checked="" type="checkbox"/>		24.3727-1812.2	581812	L= 252
MAZDA - TRIBUTE (EP) 03/00→05/08								
Zubehörsatz, Bremsbacken								
2.0 3.0 V6 24V 4WD	91 145	03/00→05/08 03/00→05/08	➡	→ 03/04		03.0137-9262.2	669262	
2.0 4WD	91 - 97	03/00→05/08	➡			03.0137-9262.2	669262	
2.3 AWD 3.0 V6 AWD	110 149	04/04→05/08 04/04→05/08	➡	→ 02/05; - ABS		03.0137-9262.2	669262	
 Bremsbackensatz								
2.0	91	03/00→05/08	➡	→ 03/04		03.0137-0416.2	650416	Ø 229 x 43 - HEB














	kW					! #		
MAZDA - TRIBUTE (EP) 03/00→05/08								
 Bremsbackensatz								
3.0 V6 24V 4WD	145	03/00→05/08	➡	→ 03/04			03.0137-0416.2 650416	Ø 229 x 43 - HEB
2.0 4WD	91 - 97	03/00→05/08	➡				03.0137-0416.2 650416	Ø 229 x 43 - HEB
2.3 AWD 3.0 V6 AWD	110 149	04/04→05/08 04/04→05/08	➡	→ 02/05; - ABS			03.0137-0416.2 650416	Ø 229 x 43 - HEB
MAZDA - XEDOS 6 (CA) 01/92→10/99								
 Seilzug, Feststellbremse								
1.6 16V	79	04/94→10/99		→ 09/99; Scheibenbremse; <input type="checkbox"/>			24.3727-1808.2 581808	L= 1.657
				→ 09/99; Scheibenbremse; <input type="checkbox"/>			24.3727-1809.2 581809	L= 1.657
				→ 09/99; Scheibenbremse; <input checked="" type="checkbox"/>			24.3727-1812.2 581812	L= 252
2.0 V6	103	06/94→10/99		Scheibenbremse; <input type="checkbox"/>			24.3727-1808.2 581808	L= 1.657
				Scheibenbremse; <input type="checkbox"/>			24.3727-1809.2 581809	L= 1.657
				Scheibenbremse; <input checked="" type="checkbox"/>			24.3727-1812.2 581812	L= 252
MERCEDES-BENZ - A-KLASSE (W168) 07/97→08/05								
 Radbremszylinder								
A 140	60	07/97→08/04	➡	J078974→	2	24.3217-1709.3 020419	ALU	
			➡	09/97→; → J078973	2	24.3219-1718.3 020421	ALU	
A 140	60	01/01→08/04	➡	J078974→	2	24.3217-1709.3 020419	ALU	
			➡	→ J078973	2	24.3219-1718.3 020421	ALU	
A 160	75	07/97→08/04	➡	J078974→; für verkürzten Radstand; Baumuster: 168.033	2	24.3217-1709.3 020419	ALU	
			➡	09/97→; → J078973; für verkürzten Radstand; Baumuster: 168.033	2	24.3219-1718.3 020421	ALU	
A 160 CDI	55	02/01→08/04	➡		2	24.3217-1709.3 020419	ALU	
A 160 CDI	44	07/98→02/01	➡	08/98→ 01/01	2	24.3217-1709.3 020419	ALU	
A 170 CDI	66	07/98→02/01	➡	J078974→; → 01/01	2	24.3217-1709.3 020419	ALU	
			➡	→ J078973	2	24.3219-1718.3 020421	ALU	
A 170 CDI	70	02/01→08/04	➡	für verkürzten Radstand; Baumuster: 168.009	2	24.3217-1709.3 020419	ALU	
Zubehörsatz, Bremsbacken								
A 140	60	07/97→08/04	➡	09/97→		03.0137-9232.2 669232	TRW	
A 140 A 160 CDI	60 55	01/01→08/04 02/01→08/04	➡			03.0137-9232.2 669232	TRW	
A 160	75	07/97→08/04	➡	09/97→; für verkürzten Radstand; Baumuster: 168.033		03.0137-9232.2 669232	TRW	
A 160 CDI	44	07/98→02/01	➡	08/98→ 01/01		03.0137-9232.2 669232	TRW	
A 170 CDI	66	07/98→02/01	➡	→ 01/01		03.0137-9232.2 669232	TRW	
A 170 CDI	70	02/01→08/04	➡	für verkürzten Radstand; Baumuster: 168.009		03.0137-9232.2 669232	TRW	
 Bremstrommel								
A 140	60	07/97→08/04	➡	09/97→		24.0218-0023.1 480077	Ø 220 x 48 / 181,2	
A 140 A 160 CDI	60 55	01/01→08/04 02/01→08/04	➡			24.0218-0023.1 480077	Ø 220 x 48 / 181,2	
A 160	75	07/97→08/04	➡	09/97→; für verkürzten Radstand; Baumuster: 168.033		24.0218-0023.1 480077	Ø 220 x 48 / 181,2	
A 160 CDI	44	07/98→02/01	➡	08/98→ 01/01		24.0218-0023.1 480077	Ø 220 x 48 / 181,2	
A 170 CDI	66	07/98→02/01	➡	→ 01/01		24.0218-0023.1 480077	Ø 220 x 48 / 181,2	
A 170 CDI	70	02/01→08/04	➡	für verkürzten Radstand; Baumuster: 168.009		24.0218-0023.1 480077	Ø 220 x 48 / 181,2	
A 190	92	03/99→08/04	➡	05/99→		24.0218-0023.1 480077	Ø 220 x 48 / 181,2	
 Bremsbackensatz								
A 140	60	07/97→08/04	➡	09/97→		03.0137-0349.2 650349	TRW Ø 180 x 42 + HEB	
			➡	J078974→		03.0520-3417.3 693417	TRW Ø 180 x 42 + RZ / + Zub TopKit	
			➡	09/97→; → J078973		03.0520-4619.3 694619	TRW Ø 180 x 42 + RZ / + Zub TopKit	
A 140	60	01/01→08/04	➡			03.0137-0349.2 650349	TRW Ø 180 x 42 + HEB	
			➡	J078974→		03.0520-3417.3 693417	TRW Ø 180 x 42 + RZ / + Zub TopKit	
→								











	kw					! #		
MERCEDES-BENZ - A-KLASSE (W168) 07/97→08/05								
 Bremsbackensatz								
A 140	60	01/01→08/04	➡	→ J078973			03.0520-4619.3 694619	TRW Ø 180 x 42 + RZ / + Zub TopKit
A 160	75	07/97→08/04	➡	09/97→; für verkürzten Radstand; Baumuster: 168.033		03.0137-0349.2 650349	TRW Ø 180 x 42 + HEB	
				J078974→; für verkürzten Radstand; Baumuster: 168.033		03.0520-3417.3 693417	TRW Ø 180 x 42 + RZ / + Zub TopKit	
				09/97→; → J078973; für verkürzten Radstand; Baumuster: 168.033		03.0520-4619.3 694619	TRW Ø 180 x 42 + RZ / + Zub TopKit	
A 160 CDI	55	02/01→08/04	➡			03.0137-0349.2 650349 03.0520-3417.3 693417	TRW Ø 180 x 42 + HEB TRW Ø 180 x 42 + RZ / + Zub TopKit	
A 160 CDI	44	07/98→02/01	➡	08/98→ 01/01		03.0137-0349.2 650349 03.0520-3417.3 693417	TRW Ø 180 x 42 + HEB TRW Ø 180 x 42 + RZ / + Zub TopKit	
A 170 CDI	66	07/98→02/01	➡	→ 01/01		03.0137-0349.2 650349	TRW Ø 180 x 42 + HEB	
				J078974→; → 01/01		03.0520-3417.3 693417	TRW Ø 180 x 42 + RZ / + Zub TopKit	
				→ J078973		03.0520-4619.3 694619	TRW Ø 180 x 42 + RZ / + Zub TopKit	
A 170 CDI	70	02/01→08/04	➡	für verkürzten Radstand; Baumuster: 168.009		03.0137-0349.2 650349 03.0520-3417.3 693417	TRW Ø 180 x 42 + HEB TRW Ø 180 x 42 + RZ / + Zub TopKit	
 Bremsbackensatz, Feststellbremse								
A 160	75	07/97→08/04	➡	09/97→; für verlängerten Radstand; Baumuster: 168.133		03.0137-0170.2 650170	Ø 164 x 20 + Zub	
A 170 CDI	70	02/01→08/04	➡	für verlängerten Radstand; Baumuster: 168.109		03.0137-0170.2 650170	Ø 164 x 20 + Zub	
A 190	92	03/99→08/04	➡	05/99→		03.0137-0170.2 650170	Ø 164 x 20 + Zub	
A 210	103	12/01→08/04	➡			03.0137-0170.2 650170	Ø 164 x 20 + Zub	
Zubehörsatz, Feststellbremsbacken								
A 160	75	07/97→08/04	➡	09/97→; für verlängerten Radstand; Baumuster: 168.133		03.0137-9703.2 669703 03.0137-9704.2 669704		
A 170 CDI	70	02/01→08/04	➡	für verlängerten Radstand; Baumuster: 168.109		03.0137-9703.2 669703 03.0137-9704.2 669704		
A 190	92	03/99→08/04	➡	05/99→		03.0137-9703.2 669703 03.0137-9704.2 669704		
A 210	103	12/01→08/04	➡	03/02→		03.0137-9703.2 669703 03.0137-9704.2 669704		
 Seilzug, Feststellbremse								
A 140	60	07/97→08/04	➡	J306887→; Trommelbremse; 	1	24.3727-0400.2 580400	L= 987	
				09/97→; → J306886; 		24.3727-0421.2 580421	L= 1.062	
				J306887→; 		24.3727-0422.2 580422	L= 739	
				09/97→; → J306886; 		24.3727-0422.2 580422	L= 739	
				J306887→; 		24.3727-0439.2 580439	L= 1.056	
				09/97→; → J306886; Trommelbremse; 	1	24.3727-0440.2 580440	L= 987	
A 140 A 160 CDI	60 55	01/01→08/04 02/01→08/04	➡	J306887→; Trommelbremse; 	1	24.3727-0400.2 580400	L= 987	
				→ J306886; 		24.3727-0421.2 580421	L= 1.062	
				J306887→; 		24.3727-0422.2 580422	L= 739	
				→ J306886; 		24.3727-0422.2 580422	L= 739	
				J306887→; 		24.3727-0439.2 580439	L= 1.056	
				→ J306886; Trommelbremse; 	1	24.3727-0440.2 580440	L= 987	
A 160	75	07/97→08/04	➡	J306887→; für verkürzten Radstand; Baumuster: 168.033; Trommelbremse; 	1	24.3727-0400.2 580400	L= 987	
				09/97→; → J306886; für verkürzten Radstand; Baumuster: 168.033; 		24.3727-0421.2 580421	L= 1.062	
				09/97→; → J306886; für verkürzten Radstand; Baumuster: 168.033; 		24.3727-0422.2 580422	L= 739	
				J306887→; für verkürzten Radstand; Baumuster: 168.033; 		24.3727-0422.2 580422	L= 739	
				09/97→; für verlängerten Radstand; Baumuster: 168.133; Scheibenbremse; 		24.3727-0427.2 580427	L= 685	

	kw			 	! #			
MERCEDES-BENZ - A-KLASSE (W168) 07/97→08/05								
Seilzug, Feststellbremse								
A 160	75	07/97→08/04	09/97→; für verlängerten Radstand; Baumuster: 168.133; Scheibenbremse; 			24.3727-0428.2	580428	L= 1.038
			09/97→; für verlängerten Radstand; Baumuster: 168.133; Scheibenbremse; 	1		24.3727-0431.2	580431	L= 1.170
			J306887→; für verkürzten Radstand; Baumuster: 168.033; 			24.3727-0439.2	580439	L= 1.056
			09/97→; → J306886; für verkürzten Radstand; Baumuster: 168.033; Trommelbremse; 	1		24.3727-0440.2	580440	L= 987
A 160 CDI	44	07/98→02/01	J306887→; → 01/01; Trommelbremse; 	1		24.3727-0400.2	580400	L= 987
			08/98→; → J306886; 			24.3727-0421.2	580421	L= 1.062
			J306887→; → 01/01; 			24.3727-0422.2	580422	L= 739
			08/98→; → J306886; 			24.3727-0422.2	580422	L= 739
			J306887→; → 01/01; 			24.3727-0439.2	580439	L= 1.056
			08/98→; → J306886; Trommelbremse; 	1		24.3727-0440.2	580440	L= 987
A 170 CDI	66	07/98→02/01	J306887→; → 01/01; Trommelbremse; 	1		24.3727-0400.2	580400	L= 987
			→ J306886; 			24.3727-0421.2	580421	L= 1.062
			J306887→; → 01/01; 			24.3727-0422.2	580422	L= 739
			→ J306886; 			24.3727-0422.2	580422	L= 739
			J306887→; → 01/01; 			24.3727-0439.2	580439	L= 1.056
			→ J306886; Trommelbremse; 	1		24.3727-0440.2	580440	L= 987
A 170 CDI	70	02/01→08/04	J306887→; für verkürzten Radstand; Baumuster: 168.009; Trommelbremse; 	1		24.3727-0400.2	580400	L= 987
			→ J306886; für verkürzten Radstand; Baumuster: 168.009; 			24.3727-0421.2	580421	L= 1.062
			→ J306886; für verkürzten Radstand; Baumuster: 168.009; 			24.3727-0422.2	580422	L= 739
			J306887→; für verkürzten Radstand; Baumuster: 168.009; 			24.3727-0422.2	580422	L= 739
			J306887→; für verkürzten Radstand; Baumuster: 168.009; 			24.3727-0439.2	580439	L= 1.056
			für verlängerten Radstand; Baumuster: 168.109; Scheibenbremse; 			24.3727-0427.2	580427	L= 685
			für verlängerten Radstand; Baumuster: 168.109; Scheibenbremse; 			24.3727-0428.2	580428	L= 1.038
			für verlängerten Radstand; Baumuster: 168.109; Scheibenbremse; 	1		24.3727-0431.2	580431	L= 1.170
			J306887→; für verkürzten Radstand; Baumuster: 168.009; 			24.3727-0439.2	580439	L= 1.056
			→ J306886; für verkürzten Radstand; Baumuster: 168.009; Trommelbremse; 	1		24.3727-0440.2	580440	L= 987
A 190	92	03/99→08/04	J306887→; für verkürzten Radstand; Baumuster: 168.032; Trommelbremse; 	1		24.3727-0400.2	580400	L= 987
			J306887→; Scheibenbremse; 	1		24.3727-0400.2	580400	L= 987
			05/99→; → J306886; für verkürzten Radstand; Baumuster: 168.032; 			24.3727-0421.2	580421	L= 1.062
			J306887→; für verkürzten Radstand; Baumuster: 168.032; 			24.3727-0422.2	580422	L= 739
			05/99→; → J306886; für verkürzten Radstand; Baumuster: 168.032; 			24.3727-0422.2	580422	L= 739
			05/99→; für verlängerten Radstand; Baumuster: 168.132; Scheibenbremse; 			24.3727-0427.2	580427	L= 685
			05/99→; → J306886; Scheibenbremse; 			24.3727-0427.2	580427	L= 685
			J306887→; Scheibenbremse; 			24.3727-0427.2	580427	L= 685
			05/99→; für verlängerten Radstand; Baumuster: 168.132; Scheibenbremse; 			24.3727-0428.2	580428	L= 1.038
			J306887→; Scheibenbremse; 			24.3727-0428.2	580428	L= 1.038
			05/99→; für verlängerten Radstand; Baumuster: 168.132; Scheibenbremse; 	1		24.3727-0431.2	580431	L= 1.170
			J306887→; für verkürzten Radstand; Baumuster: 168.032; 			24.3727-0439.2	580439	L= 1.056



	kw					! #		
MERCEDES-BENZ - A-KLASSE (W168) 07/97→08/05								
 Seilzug, Feststellbremse								
A 190	92	03/99→08/04		05/99→; → J306886; für verkürzten Radstand; Baumuster: 168.032; Trommelbremse; 	1	24.3727-0440.2	580440	L= 987
				05/99→; → J306886; Scheibenbremse; 	1	24.3727-0440.2	580440	L= 987
A 210	103	12/01→08/04		für verkürzten Radstand; Baumuster: 168.035; Scheibenbremse; 	1	24.3727-0400.2	580400	L= 987
				für verkürzten Radstand; Baumuster: 168.035; Scheibenbremse; 		24.3727-0427.2	580427	L= 685
				für verlängerten Radstand; Baumuster: 168.135; Scheibenbremse; 		24.3727-0427.2	580427	L= 685
				für verkürzten Radstand; Baumuster: 168.035; Scheibenbremse; 		24.3727-0428.2	580428	L= 1.038
				für verlängerten Radstand; Baumuster: 168.135; Scheibenbremse; 		24.3727-0428.2	580428	L= 1.038
				für verlängerten Radstand; Baumuster: 168.135; Scheibenbremse; 	1	24.3727-0431.2	580431	L= 1.170
MERCEDES-BENZ - A-KLASSE (W169) 04/04→06/12								
 Bremsbackensatz, Feststellbremse								
A 150 A 160 A 160 CDI A 170 A 180 A 180 CDI A 200 A 200 CDI	70 70 60 85 85 80 100 100 -	09/04→06/12 04/09→06/12 09/04→06/12 09/04→06/12 04/09→06/12 09/04→06/12 09/04→06/12 09/04→06/12	➡	→ 05/12		03.0137-0170.2	650170	Ø 164 x 20 + Zub
A 200 TURBO E-CELL	142 50	09/05→06/12 12/10→06/12						
Zubehörsatz, Feststellbremsbacken								
A 150 A 160 A 160 CDI A 170 A 180 A 180 CDI A 200 A 200 CDI	70 70 60 85 85 80 100 100 -	09/04→06/12 04/09→06/12 09/04→06/12 09/04→06/12 04/09→06/12 09/04→06/12 09/04→06/12 09/04→06/12	➡	→ 05/12		03.0137-9703.2	669703	
A 200 TURBO E-CELL	142 50	09/05→06/12 12/10→06/12				03.0137-9704.2	669704	
 Seilzug, Feststellbremse								
A 150 A 160 A 160 CDI A 170 A 180 A 180 CDI A 200 A 200 CDI	70 70 60 85 85 80 100 100 -	09/04→06/12 04/09→06/12 09/04→06/12 09/04→06/12 04/09→06/12 09/04→06/12 09/04→06/12 09/04→06/12		→ 05/12; Scheibenbremse; 		24.3727-0451.2	580451	L= 1.215
				→ 05/12; Scheibenbremse; 		24.3727-0452.2	580452	L= 587
				→ 05/12; Scheibenbremse; 	1	24.3727-0485.2	580485	L= 1.130
A 200 TURBO E-CELL	142 50	09/05→06/12 12/10→06/12						
MERCEDES-BENZ - B-KLASSE Sports Tourer (W245) 03/05→11/11								
 Bremsbackensatz, Feststellbremse								
B 150 B 160 B 170 B 180 B 180 CDI B 200 B 200 CDI	70 70 85 85 80 100 100 -	03/05→11/11 04/09→11/11 03/05→11/11 04/09→11/11 03/05→11/11 03/05→11/11 03/05→11/11	➡	→ 04/11		03.0137-0170.2	650170	Ø 164 x 20 + Zub
B 200 TURBO	142	03/05→11/11						
B 170 NGT	85	04/08→11/11	➡	→ 04/09		03.0137-0170.2	650170	Ø 164 x 20 + Zub
B 180 NGT	85	04/08→11/11	➡	04/09→ 04/11		03.0137-0170.2	650170	Ø 164 x 20 + Zub
Zubehörsatz, Feststellbremsbacken								
B 150 B 160 B 170	70 70 85	03/05→11/11 04/09→11/11 03/05→11/11	➡	→ 04/11		03.0137-9703.2	669703	
→						03.0137-9704.2	669704	

	kW			 	! #		
MERCEDES-BENZ - B-KLASSE Sports Tourer (W245) 03/05→11/11							
Zubehörsatz, Feststellbremsbacken							
B 180	85	04/09→11/11	➔	→ 04/11		03.0137-9703.2 669703	
B 180 CDI	80	03/05→11/11				03.0137-9704.2 669704	
B 200	100	03/05→11/11					
B 200 CDI	100 - 103	03/05→11/11					
B 200 TURBO	142	03/05→11/11					
B 170 NGT	85	04/08→11/11	➔	→ 04/09		03.0137-9703.2 669703	
						03.0137-9704.2 669704	
B 180 NGT	85	04/08→11/11	➔	04/09→ 04/11		03.0137-9703.2 669703	
						03.0137-9704.2 669704	
 Seilzug, Feststellbremse							
B 150	70	03/05→11/11		→ 04/11; Scheibenbremse; <input type="checkbox"/>		24.3727-0451.2 580451	L= 1.215
B 160	70	04/09→11/11					
B 170	85	03/05→11/11		→ 04/11; Scheibenbremse; <input type="checkbox"/>		24.3727-0452.2 580452	L= 587
B 180	85	04/09→11/11					
B 180 CDI	80	03/05→11/11					
B 200	100	03/05→11/11					
B 200 CDI	100 - 103	03/05→11/11					
B 200 TURBO	142	03/05→11/11					
B 170 NGT	85	04/08→11/11		→ 04/09; Scheibenbremse; <input type="checkbox"/>		24.3727-0451.2 580451	L= 1.215
				→ 04/09; Scheibenbremse; <input type="checkbox"/>		24.3727-0452.2 580452	L= 587
B 180 NGT	85	04/08→11/11		04/09→ 04/11; Scheibenbremse; <input type="checkbox"/>		24.3727-0451.2 580451	L= 1.215
				04/09→ 04/11; Scheibenbremse; <input type="checkbox"/>		24.3727-0452.2 580452	L= 587
MERCEDES-BENZ - CITAN Kasten/Großraumlimousine (W415) 11/12→08/21							
 Radbremszylinder							
108 CDI	55	11/12→08/21	➔	Felgenreöße [Zoll]: 14		24.3222-1729.3 020526	ALU
109 CDI	66	11/12→08/21					
111 CDI	81	06/13→08/21					
112	84	06/13→08/21					
108 CDI	59	05/19→08/21	➔			24.3222-1729.3 020526	ALU
109 CDI	70	05/19→08/21					
111 CDI	85	05/19→08/21					
Zubehörsatz, Bremsbacken							
108 CDI	55 - 59	11/12→08/21	➔			03.0137-9228.2 669228	BDX
109 CDI	66 - 70	11/12→08/21					
111 CDI	81 - 85	06/13→08/21					
112	84	06/13→08/21					
 Bremsbackensatz							
108 CDI	55 - 59	11/12→08/21	➔	Felgenreöße [Zoll]: 14		03.0137-0496.2 650496	BDX Ø 228 x 42 + HEB
109 CDI	66 - 70	11/12→08/21				03.0520-7222.3 697222	Ø 228 x 42 + RZ / + Zub TopKit
111 CDI	81 - 85	06/13→08/21					
112	84	06/13→08/21					
MERCEDES-BENZ - CITAN Mixto (Double Cabin) (W415) 11/12→08/21							
 Radbremszylinder							
109 CDI	66	11/12→08/21	➔	Felgenreöße [Zoll]: 14		24.3222-1729.3 020526	ALU
111 CDI	81	06/13→08/21					
Zubehörsatz, Bremsbacken							
109 CDI	66	11/12→08/21	➔			03.0137-9228.2 669228	BDX
111 CDI	81	06/13→08/21					
 Bremsbackensatz							
109 CDI	66	11/12→08/21	➔	Felgenreöße [Zoll]: 14		03.0137-0496.2 650496	BDX Ø 228 x 42 + HEB
111 CDI	81	06/13→08/21				03.0520-7222.3 697222	Ø 228 x 42 + RZ / + Zub TopKit
MERCEDES-BENZ - CITAN Tourer (W415) 11/12→08/21							
 Radbremszylinder							
108 CDI	55	11/12→08/21	➔	Felgenreöße [Zoll]: 14	2	24.3222-1729.3 020526	ALU
109 CDI	66	11/12→08/21					
111 CDI	81	06/13→08/21					
112	84	06/13→08/21					
→							

	kw			 	! #		
MERCEDES-BENZ - CITAN Tourer (W415) 11/12→08/21							
 Radbremszylinder							
108 CDI 109 CDI 111 CDI	59 70 85	02/19→08/21 02/19→08/21 02/19→08/21	➔		2	24.3222-1729.3 020526	ALU
Zubehörsatz, Bremsbacken							
108 CDI 109 CDI 111 CDI 112	55 - 59 66 - 70 81 - 85 84	11/12→08/21 11/12→08/21 06/13→08/21 06/13→08/21	➔			03.0137-9228.2 669228	BDX
 Bremsbackensatz							
108 CDI 109 CDI 111 CDI 112	55 - 59 66 - 70 81 - 85 84	11/12→08/21 11/12→08/21 06/13→08/21 06/13→08/21	➔	Felgenreiße [Zoll]: 14		03.0137-0496.2 650496 03.0520-7222.3 697222	BDX Ø 228 x 42 + HEB Ø 228 x 42 + RZ / + Zub TopKit
MERCEDES-BENZ - C-KLASSE (W202) 03/93→05/00							
 Bremsbackensatz, Feststellbremse							
C 180 C 200 C 200 CDI C 200 D C 200 Kompressor C 220 CDI C 220 D C 230 Kompressor C 240 C 250 Turbo-D C 280 C 220 C 230 C 250 D C 280 C 36 AMG C 43 AMG	89 - 90 100 75 55 - 65 132 - 141 92 55 - 70 142 125 110 145 110 110 83 142 206 225	03/93→05/00 01/94→05/00 03/98→05/00 03/93→05/00 10/95→05/00 09/97→05/00 08/93→05/00 10/95→05/00 06/97→05/00 10/95→05/00 06/97→05/00 03/93→05/00 06/96→06/97 05/93→05/00 05/93→05/00 05/94→05/00 08/97→05/00	➔			03.0137-0170.2 650170	Ø 164 x 20 + Zub
			➔	→ 08/96		03.0137-0170.2 650170	Ø 164 x 20 + Zub
			➔	07/96→		03.0137-0170.2 650170	Ø 164 x 20 + Zub
			➔	06/93→ 08/95		03.0137-0170.2 650170	Ø 164 x 20 + Zub
			➔	06/93→		03.0137-0170.2 650170	Ø 164 x 20 + Zub
			➔	→ 08/97		03.0137-0170.2 650170	Ø 164 x 20 + Zub
			➔	09/97→		03.0137-0170.2 650170	Ø 164 x 20 + Zub
Zubehörsatz, Feststellbremsbacken							
C 180 C 200 C 200 CDI C 200 D C 200 Kompressor C 220 CDI C 220 D C 230 Kompressor C 240 C 250 Turbo-D C 280 C 220 C 230 C 250 D C 280 C 36 AMG C 43 AMG →	89 - 90 100 75 55 - 65 132 - 141 92 55 - 70 142 125 110 145 110 110 83 142 206 225	03/93→05/00 01/94→05/00 03/98→05/00 03/93→05/00 10/95→05/00 09/97→05/00 08/93→05/00 10/95→05/00 06/97→05/00 10/95→05/00 06/97→05/00 03/93→05/00 06/96→06/97 05/93→05/00 05/93→05/00 05/94→05/00 08/97→05/00	➔			03.0137-9703.2 669703 03.0137-9704.2 669704	
			➔	→ 08/96		03.0137-9703.2 669703 03.0137-9704.2 669704	
			➔	07/96→		03.0137-9703.2 669703 03.0137-9704.2 669704	
			➔	06/93→ 08/95		03.0137-9703.2 669703 03.0137-9704.2 669704	
			➔	06/93→		03.0137-9703.2 669703 03.0137-9704.2 669704	
			➔	→ 08/97		03.0137-9703.2 669703 03.0137-9704.2 669704	
			➔	09/97→		03.0137-9703.2 669703	

MERCEDES-BENZ - C-KLASSE (W202) 03/93→05/00























Zubehörsatz, Feststellbremsbacken










C 43 AMG	225	08/97→05/00	➔	09/97→		03.0137-9704.2	669704	
Seilzug, Feststellbremse								
C 180	89 - 90	03/93→05/00			Scheibenbremse; <input type="checkbox"/>	24.3727-0418.2	580418	L= 960
C 200	100	01/94→05/00			Scheibenbremse; <input type="checkbox"/>	24.3727-0419.2	580419	L= 925
C 200 CDI	75	03/98→05/00			für Linkslenker; Scheibenbremse; <input checked="" type="checkbox"/>	1 24.3727-0423.2	580423	L= 2.554
C 200 D	55 - 65	03/93→05/00						
C 200 Kompressor	132 - 141	10/95→05/00						
C 220 CDI	92	09/97→05/00						
C 220 D	55 - 70	08/93→05/00						
C 230 Kompressor	142	10/95→05/00						
C 240	125	06/97→05/00						
C 280	145	06/97→05/00						
C 220	110	03/93→05/00			→ 08/96; Scheibenbremse; <input type="checkbox"/>	24.3727-0418.2	580418	L= 960
					→ 08/96; Scheibenbremse; <input type="checkbox"/>	24.3727-0419.2	580419	L= 925
					→ 08/96; für Linkslenker; Scheibenbremse; <input checked="" type="checkbox"/>	1 24.3727-0423.2	580423	L= 2.554
C 230	110	06/96→06/97			07/96→; Scheibenbremse; <input type="checkbox"/>	24.3727-0418.2	580418	L= 960
					07/96→; Scheibenbremse; <input type="checkbox"/>	24.3727-0419.2	580419	L= 925
					07/96→; für Linkslenker; Scheibenbremse; <input checked="" type="checkbox"/>	1 24.3727-0423.2	580423	L= 2.554
C 250 D	83	05/93→05/00			06/93→ 08/95; Scheibenbremse; <input type="checkbox"/>	24.3727-0418.2	580418	L= 960
					06/93→ 08/95; Scheibenbremse; <input type="checkbox"/>	24.3727-0419.2	580419	L= 925
					06/93→ 08/95; für Linkslenker; Scheibenbremse; <input checked="" type="checkbox"/>	1 24.3727-0423.2	580423	L= 2.554
C 250 Turbo-D	110	10/95→05/00			für Linkslenker; Scheibenbremse; <input type="checkbox"/>	24.3727-0418.2	580418	L= 960
					für Rechtslenker; Scheibenbremse; <input type="checkbox"/>	24.3727-0418.2	580418	L= 960
					für Rechtslenker; Scheibenbremse; <input type="checkbox"/>	24.3727-0419.2	580419	L= 925
					für Linkslenker; Scheibenbremse; <input type="checkbox"/>	24.3727-0419.2	580419	L= 925
					für Linkslenker; Scheibenbremse; <input checked="" type="checkbox"/>	1 24.3727-0423.2	580423	L= 2.554
C 280	142	05/93→05/00			06/93→; Scheibenbremse; <input type="checkbox"/>	24.3727-0418.2	580418	L= 960
					06/93→; Scheibenbremse; <input type="checkbox"/>	24.3727-0419.2	580419	L= 925
					06/93→; für Linkslenker; Scheibenbremse; <input checked="" type="checkbox"/>	1 24.3727-0423.2	580423	L= 2.554
C 36 AMG	206	05/94→05/00			→ 08/97; Scheibenbremse; <input type="checkbox"/>	24.3727-0418.2	580418	L= 960
					→ 08/97; Scheibenbremse; <input type="checkbox"/>	24.3727-0419.2	580419	L= 925
					→ 08/97; für Linkslenker; Scheibenbremse; <input checked="" type="checkbox"/>	1 24.3727-0423.2	580423	L= 2.554
C 43 AMG	225	08/97→05/00			09/97→; Scheibenbremse; <input type="checkbox"/>	24.3727-0418.2	580418	L= 960
					09/97→; Scheibenbremse; <input type="checkbox"/>	24.3727-0419.2	580419	L= 925
					09/97→; für Linkslenker; Scheibenbremse; <input checked="" type="checkbox"/>	1 24.3727-0423.2	580423	L= 2.554










MERCEDES-BENZ - C-KLASSE (W203) 05/00→12/07












Bremsbackensatz, Feststellbremse

























C 180	95	10/00→05/02	➔			03.0137-4013.2	654013	∅ 164 x 20 + Zub
C 180 Kompressor	105	05/02→02/07						
C 200 CDI	75 - 90	09/00→02/07						
C 200 CGI Kompressor	125	07/03→02/07						
C 200 Kompressor	120	05/02→02/07						
C 220 CDI	100 - 105	05/00→02/07						
C 230 Kompressor	141	02/04→02/07						
C 240	125	05/00→02/07						
C 240 4-matic	125	07/02→02/07						
C 270 CDI	120 - 125	12/00→02/07						
C 30 CDI AMG	170	01/03→02/07						
C 320	160	05/00→02/07						
C 320 4-matic	160	07/02→02/07						
C 55 AMG	270	02/04→02/07						
C 200 Kompressor	120	05/00→06/02	➔	→ 05/02		03.0137-4013.2	654013	∅ 164 x 20 + Zub
C 220 CDI	110	02/03→02/07	➔	02/04→		03.0137-4013.2	654013	∅ 164 x 20 + Zub
C 230	150	01/05→02/07	➔	06/05→		03.0137-4013.2	654013	∅ 164 x 20 + Zub
C 280	170	01/05→02/07						
C 280 4-matic	170	01/05→02/07						
C 350	200	01/05→02/07						


















	kw			 	! #		
MERCEDES-BENZ - C-KLASSE (W203) 05/00→12/07							
 Bremsbackensatz, Feststellbremse							
C 350 4-matic	200	01/05→02/07	➔	06/05→		03.0137-4013.2 654013	Ø 164 x 20 + Zub
C 320 CDI	165	01/05→02/07	➔	02/05→		03.0137-4013.2 654013	Ø 164 x 20 + Zub
C 32 AMG Kompressor	260	02/01→02/07	➔	03/01→		03.0137-4013.2 654013	Ø 164 x 20 + Zub
Zubehörsatz, Feststellbremsbacken							
C 180	95	10/00→05/02				03.0137-9248.2 669248	
C 180 Kompressor	105	05/02→02/07	➔			03.0137-9703.2 669703	
C 200 CDI	75 - 90	09/00→02/07				03.0137-9704.2 669704	
C 200 CGI Kompressor	125	07/03→02/07					
C 200 Kompressor	120	05/02→02/07					
C 220 CDI	100 - 105	05/00→02/07					
C 230 Kompressor	141	02/04→02/07					
C 240	125	05/00→02/07					
C 240 4-matic	125	07/02→02/07					
C 270 CDI	120 - 125	12/00→02/07					
C 30 CDI AMG	170	01/03→02/07					
C 320	160	05/00→02/07					
C 320 4-matic	160	07/02→02/07					
C 55 AMG	270	02/04→02/07					
C 200 Kompressor	120	05/00→06/02		→ 05/02		03.0137-9248.2 669248	
			➔	→ 05/02		03.0137-9703.2 669703	
						03.0137-9704.2 669704	
C 220 CDI	110	02/03→02/07		02/04→		03.0137-9248.2 669248	
			➔	02/04→		03.0137-9703.2 669703	
						03.0137-9704.2 669704	
C 230	150	01/05→02/07		06/05→		03.0137-9248.2 669248	
C 280	170	01/05→02/07	➔	06/05→		03.0137-9703.2 669703	
C 280 4-matic	170	01/05→02/07				03.0137-9704.2 669704	
C 350	200	01/05→02/07					
C 350 4-matic	200	01/05→02/07					
C 320 CDI	165	01/05→02/07		02/05→		03.0137-9248.2 669248	
			➔	02/05→		03.0137-9703.2 669703	
						03.0137-9704.2 669704	
C 32 AMG Kompressor	260	02/01→02/07		03/01→		03.0137-9248.2 669248	
			➔	03/01→		03.0137-9703.2 669703	
						03.0137-9704.2 669704	
 Seilzug, Feststellbremse							
C 180	95	10/00→05/02		für Linkslenker; Scheibenbremse; 	1	24.3727-0429.2 580429	L= 2.735
C 180 Kompressor	105	05/02→02/07		Scheibenbremse; 		24.3727-0430.2 580430	L= 925
C 200 CDI	75 - 90	09/00→02/07		Scheibenbremse; 		24.3727-0436.2 580436	L= 900
C 200 CGI Kompressor	125	07/03→02/07					
C 200 Kompressor	120	05/02→02/07					
C 220 CDI	100 - 105	05/00→02/07					
C 230 Kompressor	141	02/04→02/07					
C 240	125	05/00→02/07					
C 240 4-matic	125	07/02→02/07					
C 270 CDI	120 - 125	12/00→02/07					
C 30 CDI AMG	170	01/03→02/07					
C 320	160	05/00→02/07					
C 320 4-matic	160	07/02→02/07					
C 55 AMG	270	02/04→02/07					
C 200 Kompressor	120	05/00→06/02		→ 05/02; für Linkslenker; Scheibenbremse; 	1	24.3727-0429.2 580429	L= 2.735
				→ 05/02; Scheibenbremse; 		24.3727-0430.2 580430	L= 925
				→ 05/02; Scheibenbremse; 		24.3727-0436.2 580436	L= 900
C 220 CDI	110	02/03→02/07		02/04→; für Linkslenker; Scheibenbremse; 	1	24.3727-0429.2 580429	L= 2.735
				02/04→; Scheibenbremse; 		24.3727-0430.2 580430	L= 925
				02/04→; Scheibenbremse; 		24.3727-0436.2 580436	L= 900
C 230	150	01/05→02/07		06/05→; für Linkslenker; Scheibenbremse; 	1	24.3727-0429.2 580429	L= 2.735
C 280	170	01/05→02/07					
C 350	200	01/05→02/07		06/05→; Scheibenbremse; 		24.3727-0430.2 580430	L= 925
C 350 4-matic	200	01/05→02/07		06/05→; Scheibenbremse; 		24.3727-0436.2 580436	L= 900
C 280 4-matic	170	01/05→02/07		06/05→; für Linkslenker; Scheibenbremse; 	1	24.3727-0429.2 580429	L= 2.735
➔							




















	kW			 	! #		
MERCEDES-BENZ - C-KLASSE (W203) 05/00→12/07							
 Seilzug, Feststellbremse							
C 280 4-matic	170	01/05→02/07		06/05→; für Linkslenker; Scheibenbremse; <input type="checkbox"/>		24.3727-0430.2 580430	L= 925
				06/05→; für Linkslenker; Scheibenbremse; <input type="checkbox"/>		24.3727-0436.2 580436	L= 900
C 320 CDI	165	01/05→02/07		02/05→; für Linkslenker; Scheibenbremse; <input type="checkbox"/>	1	24.3727-0429.2 580429	L= 2.735
				02/05→; Scheibenbremse; <input type="checkbox"/>		24.3727-0430.2 580430	L= 925
				02/05→; Scheibenbremse; <input type="checkbox"/>		24.3727-0436.2 580436	L= 900
C 32 AMG Kompressor	260	02/01→02/07		03/01→; für Linkslenker; Scheibenbremse; <input type="checkbox"/>	1	24.3727-0429.2 580429	L= 2.735
				03/01→; Scheibenbremse; <input type="checkbox"/>		24.3727-0430.2 580430	L= 925
				03/01→; Scheibenbremse; <input type="checkbox"/>		24.3727-0436.2 580436	L= 900
MERCEDES-BENZ - C-KLASSE (W204) 01/07→01/15							
 Bremssackensatz, Feststellbremse							
C 180 CDI	88	04/10→03/14	➔			03.0137-4005.2 654005	Ø 164 x 25 + Zub
C 180 Kompressor	115	01/08→01/14					
C 200	137	05/11→01/14					
C 200 CDI	100	11/09→03/14					
C 220 CDI	120 - 125	10/08→01/14					
C 220 CDI 4-matic	125	02/13→01/14					
C 230 4-matic	150	07/07→01/14					
C 250 CDI 4-matic	150	01/11→01/14					
C 250 CGI	150	07/09→01/14					
C 280 4-matic	170	07/07→01/14					
C 300	170 - 185	07/09→01/14					
C 300 4-matic	185	02/11→01/14					
C 300 CDI 4-matic	170	01/11→01/14					
C 320 CDI 4-matic	165	07/07→01/14					
C 350	225	01/11→01/14					
C 350 4-matic	200 - 225	07/07→01/14					
C 350 CDI	165 - 195	07/09→01/14					
C 350 CDI 4-matic	165 - 170	07/09→01/14					
C 350 CGI	215	09/08→01/14					
C 63 AMG	336 - 373	02/08→01/14					
C 63 AMG DR 520	383	07/10→01/14					
C 180 CGI	115	01/07→01/14	➔	04/09→		03.0137-4005.2 654005	Ø 164 x 25 + Zub
C 200 CGI	135	01/07→01/14					
C 300 4-matic	170	07/07→01/14					
C 180 Kompressor	115	01/07→01/14	➔	03/07→		03.0137-4005.2 654005	Ø 164 x 25 + Zub
C 200 CDI	100	01/07→12/09					
C 200 Kompressor	135	01/07→01/14					
C 220 CDI	120 - 125	01/07→11/08					
C 230	150	01/07→01/14					
C 280	170	01/07→01/14					
C 320 CDI	165	01/07→01/14					
C 350	200	01/07→01/14					
C 250 CDI	150	08/08→01/14	➔	10/08→		03.0137-4005.2 654005	Ø 164 x 25 + Zub
Zubehörsatz, Feststellbremsbacken							
C 180 CDI	88	04/10→03/14	➔			03.0137-9703.2 669703	
C 180 Kompressor	115	01/08→01/14				03.0137-9704.2 669704	
C 200	137	05/11→01/14					
C 200 CDI	100	11/09→03/14					
C 220 CDI	120 - 125	10/08→01/14					
C 220 CDI 4-matic	125	02/13→01/14					
C 230 4-matic	150	07/07→01/14					
C 250 CDI 4-matic	150	01/11→01/14					
C 250 CGI	150	07/09→01/14					
C 280 4-matic	170	07/07→01/14					
C 300	170 - 185	07/09→01/14					
C 300 4-matic	185	02/11→01/14					
C 300 CDI 4-matic	170	01/11→01/14					
C 320 CDI 4-matic	165	07/07→01/14					
C 350	225	01/11→01/14					
C 350 4-matic	200 - 225	07/07→01/14					
C 350 CDI	165 - 195	07/09→01/14					
➔							

































	kw					! #		
MERCEDES-BENZ - C-KLASSE (W204) 01/07→01/15								
Zubehörsatz, Feststellbremsbacken								
C 350 CDI 4-matic	165 - 170	07/09→01/14	➔				03.0137-9703.2 669703	
C 350 CGI	215	09/08→01/14					03.0137-9704.2 669704	
C 63 AMG	336 - 373	02/08→01/14						
C 63 AMG DR 520	383	07/10→01/14						
C 180 CGI	115	01/07→01/14	➔	04/09→			03.0137-9703.2 669703	
C 200 CGI	135	01/07→01/14					03.0137-9704.2 669704	
C 300 4-matic	170	07/07→01/14						
C 180 Kompressor	115	01/07→01/14	➔	03/07→			03.0137-9703.2 669703	
C 200 CDI	100	01/07→12/09					03.0137-9704.2 669704	
C 200 Kompressor	135	01/07→01/14						
C 220 CDI	120 - 125	01/07→11/08						
C 230	150	01/07→01/14						
C 280	170	01/07→01/14						
C 320 CDI	165	01/07→01/14						
C 350	200	01/07→01/14						
C 250 CDI	150	08/08→01/14	➔	10/08→			03.0137-9703.2 669703	
							03.0137-9704.2 669704	
 Seilzug, Feststellbremse								
C 180 CDI	88	04/10→03/14		für Linkslenker; Scheibenbremse; ⬆	1	24.3727-0465.2 580465	L= 2.057	
C 180 Kompressor	115	01/08→01/14		Scheibenbremse; ⬇	2	24.3727-0467.2 580467	L= 728	
C 200	137	05/11→01/14						
C 200 CDI	100	11/09→03/14		Scheibenbremse; ⬇	1	24.3727-0470.2 580470	L= 1.152	
C 220 CDI	120 - 125	10/08→01/14						
C 220 CDI 4-matic	125	02/13→01/14						
C 230 4-matic	150	07/07→01/14						
C 250 CDI 4-matic	150	01/11→01/14						
C 250 CGI	150	07/09→01/14						
C 280 4-matic	170	07/07→01/14						
C 300	170 - 185	07/09→01/14						
C 300 4-matic	185	02/11→01/14						
C 300 CDI 4-matic	170	01/11→01/14						
C 320 CDI 4-matic	165	07/07→01/14						
C 350	225	01/11→01/14						
C 350 4-matic	200 - 225	07/07→01/14						
C 350 CDI	165 - 195	07/09→01/14						
C 350 CDI 4-matic	165 - 170	07/09→01/14						
C 350 CGI	215	09/08→01/14						
C 63 AMG	336 - 373	02/08→01/14						
C 63 AMG DR 520	383	07/10→01/14						
C 180 CGI	115	01/07→01/14		04/09→; für Linkslenker; Scheibenbremse; ⬆	1	24.3727-0465.2 580465	L= 2.057	
C 200 CGI	135	01/07→01/14						
C 300 4-matic	170	07/07→01/14		04/09→; Scheibenbremse; ⬇	2	24.3727-0467.2 580467	L= 728	
				04/09→; Scheibenbremse; ⬇	1	24.3727-0470.2 580470	L= 1.152	
C 180 Kompressor	115	01/07→01/14		03/07→; für Linkslenker; Scheibenbremse; ⬆	1	24.3727-0465.2 580465	L= 2.057	
C 200 CDI	100	01/07→12/09						
C 200 Kompressor	135	01/07→01/14		03/07→; Scheibenbremse; ⬇	2	24.3727-0467.2 580467	L= 728	
C 220 CDI	120 - 125	01/07→11/08		03/07→; Scheibenbremse; ⬇	1	24.3727-0470.2 580470	L= 1.152	
C 230	150	01/07→01/14						
C 280	170	01/07→01/14						
C 320 CDI	165	01/07→01/14						
C 350	200	01/07→01/14						
C 250 CDI	150	08/08→01/14		10/08→; für Linkslenker; Scheibenbremse; ⬆	1	24.3727-0465.2 580465	L= 2.057	
				10/08→; Scheibenbremse; ⬇	2	24.3727-0467.2 580467	L= 728	
				10/08→; Scheibenbremse; ⬇	1	24.3727-0470.2 580470	L= 1.152	
MERCEDES-BENZ - C-KLASSE Coupe (C204) 01/11→								
 Bremsbackensatz, Feststellbremse								
C 180	115	06/11→	➔				03.0137-4005.2 654005	Ø 164 x 25 + Zub
C 200 CGI	135	06/11→						
C 220 CDI	120 - 125	06/11→						
C 250	150	06/11→						
C 250 CDI	150	06/11→						
C 350	225	06/11→						
C 350 4-matic	225	09/13→						
C 63 AMG	336 - 373	06/11→						
➔								

























	kw					! #		
MERCEDES-BENZ - C-KLASSE Coupe (C204) 01/11→								
 Bremsbackensatz, Feststellbremse								
C 63 AMG	380	01/12→	➔				03.0137-4007.2 654007	Ø 180 x 25 - HEB / + Zub
Zubehörsatz, Feststellbremsbacken								
C 180	115	06/11→	➔				03.0137-9703.2 669703	
C 200 CGI	135	06/11→					03.0137-9704.2 669704	
C 220 CDI	120 - 125	06/11→						
C 250	150	06/11→						
C 250 CDI	150	06/11→						
C 350	225	06/11→						
C 350 4-matic	225	09/13→						
C 63 AMG	336 - 373	06/11→						
 Seilzug, Feststellbremse								
C 180	115	06/11→		für Linkslenker; Scheibenbremse; ⬆	1	24.3727-0465.2 580465	L= 2.057	
C 200 CGI	135	06/11→		für Linkslenker; Scheibenbremse; ⬇	2	24.3727-0467.2 580467	L= 728	
C 220 CDI	120 - 125	06/11→		für Rechtslenker; ⬇	2	24.3727-0467.2 580467	L= 728	
C 250	150	06/11→		für Linkslenker; Scheibenbremse; ⬇	1	24.3727-0470.2 580470	L= 1.152	
C 250 CDI	150	06/11→		für Rechtslenker; ⬇	1	24.3727-0470.2 580470	L= 1.152	
C 350	225	06/11→						
C 350 4-matic	225	09/13→						
C 63 AMG	336 - 373	06/11→						
C 63 AMG	380	01/12→		für Linkslenker; Scheibenbremse; ⬆	1	24.3727-0465.2 580465	L= 2.057	
				Scheibenbremse; ⬇	1	24.3727-0470.2 580470	L= 1.152	
				Scheibenbremse; ⬇	2	24.3727-0478.2 580478	L= 743	
MERCEDES-BENZ - C-KLASSE Sportcoupe (CL203) 03/01→06/11								
 Bremsbackensatz, Feststellbremse								
C 160 Kompressor	90	05/02→05/08	➔	04/05→			03.0137-4013.2 654013	Ø 164 x 20 + Zub
C 180	95	03/01→05/02	➔				03.0137-4013.2 654013	Ø 164 x 20 + Zub
C 180 Kompressor	105	05/02→05/08						
C 200 Kompressor	120	03/01→05/08						
C 220	120	05/02→05/08						
C 220 CDI	100 - 110	03/01→05/08						
C 230 Kompressor	141 - 145	03/01→05/08						
C 30 CDI AMG	170	09/02→05/08						
C 320	160	09/02→05/08						
C 200 CDI	90	03/03→05/08	➔	07/03→			03.0137-4013.2 654013	Ø 164 x 20 + Zub
C 200 CGI Kompressor	125	03/03→05/08						
C 230	150	01/05→05/08	➔	06/05→			03.0137-4013.2 654013	Ø 164 x 20 + Zub
C 350	200	01/05→05/08						
Zubehörsatz, Feststellbremsbacken								
C 160 Kompressor	90	05/02→05/08	➔	04/05→			03.0137-9248.2 669248 03.0137-9703.2 669703 03.0137-9704.2 669704	
C 180	95	03/01→05/02	➔				03.0137-9248.2 669248	
C 180 Kompressor	105	05/02→05/08					03.0137-9703.2 669703	
C 200 Kompressor	120	03/01→05/08					03.0137-9704.2 669704	
C 220	120	05/02→05/08						
C 220 CDI	100 - 110	03/01→05/08						
C 230 Kompressor	141 - 145	03/01→05/08						
C 30 CDI AMG	170	09/02→05/08						
C 320	160	09/02→05/08						
C 200 CDI	90	03/03→05/08	➔	07/03→			03.0137-9248.2 669248 03.0137-9703.2 669703 03.0137-9704.2 669704	
C 200 CGI Kompressor	125	03/03→05/08						
C 230	150	01/05→05/08	➔	06/05→			03.0137-9248.2 669248 03.0137-9703.2 669703 03.0137-9704.2 669704	
C 350	200	01/05→05/08						
 Seilzug, Feststellbremse								
C 160 Kompressor	90	05/02→05/08		04/05→; für Linkslenker; Scheibenbremse; ⬆	1	24.3727-0429.2 580429	L= 2.735	
				04/05→; Scheibenbremse; ⬇		24.3727-0430.2 580430	L= 925	
				04/05→; Scheibenbremse; ⬇		24.3727-0436.2 580436	L= 900	
➔								























	kW					! #		
MERCEDES-BENZ - C-KLASSE Sportcoupe (CL203) 03/01→06/11								
 Seilzug, Feststellbremse								
C 180	95	03/01→05/02			für Linkslenker; Scheibenbremse; 	1	24.3727-0429.2 580429	L= 2.735
C 180 Kompressor	105	05/02→05/08			Scheibenbremse; 		24.3727-0430.2 580430	L= 925
C 200 Kompressor	120	03/01→05/08						
C 220	120	05/02→05/08			Scheibenbremse; 		24.3727-0436.2 580436	L= 900
C 220 CDI	100 - 110	03/01→05/08						
C 230 Kompressor	141 - 145	03/01→05/08						
C 30 CDI AMG	170	09/02→05/08						
C 320	160	09/02→05/08						
C 200 CDI	90	03/03→05/08			07/03→; für Linkslenker; Scheibenbremse; 	1	24.3727-0429.2 580429	L= 2.735
C 200 CGI Kompressor	125	03/03→05/08			07/03→; Scheibenbremse; 		24.3727-0430.2 580430	L= 925
					07/03→; Scheibenbremse; 		24.3727-0436.2 580436	L= 900
C 230	150	01/05→05/08			06/05→; für Linkslenker; Scheibenbremse; 	1	24.3727-0429.2 580429	L= 2.735
C 350	200	01/05→05/08			06/05→; Scheibenbremse; 		24.3727-0430.2 580430	L= 925
					06/05→; Scheibenbremse; 		24.3727-0436.2 580436	L= 900
MERCEDES-BENZ - C-KLASSE T-Model (S202) 06/96→03/01								
 Bremsbackensatz, Feststellbremse								
C 180 T	90 - 95	06/96→03/01	➔				03.0137-0170.2 650170	Ø 164 x 20 + Zub
C 200 T	100	06/96→03/01						
C 200 T CDI	75	03/98→03/01						
C 200 T D	65	10/96→03/01						
C 200 T Kompressor	120 - 141	11/96→03/01						
C 220 T CDI	92	09/97→03/01						
C 220 T D	55 - 70	06/96→03/01						
C 230 T Kompressor	142	06/97→09/00						
C 240 T	125	06/97→03/01						
C 250 T Turbo-D	110	06/96→03/01						
C 280 T	145	06/97→03/01						
C 230 T	110	06/96→06/98	➔	→ 06/97			03.0137-0170.2 650170	Ø 164 x 20 + Zub
C 43 AMG	225	08/97→03/01	➔	09/97→			03.0137-0170.2 650170	Ø 164 x 20 + Zub
Zubehörsatz, Feststellbremsbacken								
C 180 T	90 - 95	06/96→03/01	➔				03.0137-9703.2 669703	
C 200 T	100	06/96→03/01					03.0137-9704.2 669704	
C 200 T CDI	75	03/98→03/01						
C 200 T D	65	10/96→03/01						
C 200 T Kompressor	120 - 141	11/96→03/01						
C 220 T CDI	92	09/97→03/01						
C 220 T D	55 - 70	06/96→03/01						
C 230 T Kompressor	142	06/97→09/00						
C 240 T	125	06/97→03/01						
C 250 T Turbo-D	110	06/96→03/01						
C 280 T	145	06/97→03/01						
C 230 T	110	06/96→06/98	➔	→ 06/97			03.0137-9703.2 669703	
							03.0137-9704.2 669704	
C 43 AMG	225	08/97→03/01	➔	09/97→			03.0137-9703.2 669703	
							03.0137-9704.2 669704	
 Seilzug, Feststellbremse								
C 180 T	90 - 95	06/96→03/01			Scheibenbremse; 		24.3727-0418.2 580418	L= 960
C 200 T	100	06/96→03/01			Scheibenbremse; 		24.3727-0419.2 580419	L= 925
C 200 T CDI	75	03/98→03/01			für Linkslenker; Scheibenbremse; 	1	24.3727-0423.2 580423	L= 2.554
C 200 T D	65	10/96→03/01						
C 200 T Kompressor	120 - 141	11/96→03/01						
C 220 T CDI	92	09/97→03/01						
C 220 T D	55 - 70	06/96→03/01						
C 230 T Kompressor	142	06/97→09/00						
C 240 T	125	06/97→03/01						
C 250 T Turbo-D	110	06/96→03/01						
C 280 T	145	06/97→03/01						
C 230 T	110	06/96→06/98		→ 06/97; Scheibenbremse; 			24.3727-0418.2 580418	L= 960
				→ 06/97; Scheibenbremse; 			24.3727-0419.2 580419	L= 925
→								











	kw					! #		
MERCEDES-BENZ - C-KLASSE T-Model (S202) 06/96→03/01								
 Seilzug, Feststellbremse								
C 230 T	110	06/96→06/98			→ 06/97; für Linkslenker; Scheibenbremse; 	1	24.3727-0423.2 580423	L= 2.554
C 43 AMG	225	08/97→03/01			09/97→; Scheibenbremse; 		24.3727-0418.2 580418	L= 960
					09/97→; Scheibenbremse; 		24.3727-0419.2 580419	L= 925
					09/97→; für Linkslenker; Scheibenbremse; 	1	24.3727-0423.2 580423	L= 2.554
MERCEDES-BENZ - C-KLASSE T-Model (S203) 03/01→08/07								
 Bremsbackensatz, Feststellbremse								
C 180	95	03/01→05/02	➔				03.0137-4013.2 654013	Ø 164 x 20 + Zub
C 180 Kompressor	105	05/02→08/07						
C 200 CDI	75 - 90	03/01→08/07						
C 200 CGI Kompressor	125	07/03→08/07						
C 200 Kompressor	120	05/02→08/07						
C 220 CDI	100 - 110	03/01→08/07						
C 230 Kompressor	141	02/04→08/07						
C 240	125	03/01→08/07						
C 240 4-matic	125	07/02→08/07						
C 270 CDI	120 - 125	03/01→08/07						
C 30 CDI AMG	170	01/03→08/07						
C 320	160	03/01→08/07						
C 320 4-matic	160	07/02→08/07						
C 320 CDI	165	06/05→08/07						
C 32 AMG Kompressor	260	03/01→08/07						
C 55 AMG	270	02/04→08/07						
C 200 Kompressor	120	03/01→05/02	➔	→ 04/02			03.0137-4013.2 654013	Ø 164 x 20 + Zub
C 230	150	01/05→08/07	➔	06/05→			03.0137-4013.2 654013	Ø 164 x 20 + Zub
C 280	170	01/05→08/07						
C 280 4-matic	170	01/05→08/07						
C 350	200	01/05→08/07						
C 350 4-matic	200	01/05→08/07						
Zubehörsatz, Feststellbremsbacken								
C 180	95	03/01→05/02	➔				03.0137-9248.2 669248	
C 180 Kompressor	105	05/02→08/07					03.0137-9703.2 669703	
C 200 CDI	75 - 90	03/01→08/07					03.0137-9704.2 669704	
C 200 CGI Kompressor	125	07/03→08/07						
C 200 Kompressor	120	05/02→08/07						
C 220 CDI	100 - 110	03/01→08/07						
C 230 Kompressor	141	02/04→08/07						
C 240	125	03/01→08/07						
C 240 4-matic	125	07/02→08/07						
C 270 CDI	120 - 125	03/01→08/07						
C 30 CDI AMG	170	01/03→08/07						
C 320	160	03/01→08/07						
C 320 4-matic	160	07/02→08/07						
C 320 CDI	165	06/05→08/07						
C 32 AMG Kompressor	260	03/01→08/07						
C 55 AMG	270	02/04→08/07						
C 200 Kompressor	120	03/01→05/02	➔	→ 04/02			03.0137-9248.2 669248 03.0137-9703.2 669703 03.0137-9704.2 669704	
C 230	150	01/05→08/07	➔	06/05→			03.0137-9248.2 669248 03.0137-9703.2 669703 03.0137-9704.2 669704	
C 280	170	01/05→08/07						
C 280 4-matic	170	01/05→08/07						
C 350	200	01/05→08/07						
C 350 4-matic	200	01/05→08/07						
 Seilzug, Feststellbremse								
C 180	95	03/01→05/02			für Linkslenker; Scheibenbremse; 	1	24.3727-0429.2 580429	L= 2.735
C 180 Kompressor	105	05/02→08/07			Scheibenbremse; 		24.3727-0430.2 580430	L= 925
C 200 CDI	75 - 90	03/01→08/07			Scheibenbremse; 		24.3727-0436.2 580436	L= 900
C 200 CGI Kompressor	125	07/03→08/07						
C 200 Kompressor	120	05/02→08/07						
C 220 CDI	100 - 110	03/01→08/07						
C 230 Kompressor	141	02/04→08/07						
C 240	125	03/01→08/07						
C 240 4-matic	125	07/02→08/07						
C 270 CDI	120 - 125	03/01→08/07						
→								


















	kw					! #		
MERCEDES-BENZ - C-KLASSE T-Model (S203) 03/01→08/07								
Seilzug, Feststellbremse								
C 30 CDI AMG	170	01/03→08/07			für Linkslenker; Scheibenbremse; 	1	24.3727-0429.2 580429	L= 2.735
C 320	160	03/01→08/07			Scheibenbremse; 		24.3727-0430.2 580430	L= 925
C 320 4-matic	160	07/02→08/07						
C 320 CDI	165	06/05→08/07			Scheibenbremse; 		24.3727-0436.2 580436	L= 900
C 32 AMG Kompressor	260	03/01→08/07						
C 55 AMG	270	02/04→08/07						
C 200 Kompressor	120	03/01→05/02			→ 04/02; für Linkslenker; Scheibenbremse; 	1	24.3727-0429.2 580429	L= 2.735
					→ 04/02; Scheibenbremse; 		24.3727-0430.2 580430	L= 925
					→ 04/02; Scheibenbremse; 		24.3727-0436.2 580436	L= 900
C 230	150	01/05→08/07			06/05→; für Linkslenker; Scheibenbremse; 	1	24.3727-0429.2 580429	L= 2.735
C 280	170	01/05→08/07						
C 350	200	01/05→08/07			06/05→; Scheibenbremse; 		24.3727-0430.2 580430	L= 925
C 350 4-matic	200	01/05→08/07			06/05→; Scheibenbremse; 		24.3727-0436.2 580436	L= 900
C 280 4-matic	170	01/05→08/07			06/05→; für Linkslenker; Scheibenbremse; 	1	24.3727-0429.2 580429	L= 2.735
					06/05→; für Linkslenker; Scheibenbremse; 		24.3727-0430.2 580430	L= 925
					06/05→; für Linkslenker; Scheibenbremse; 		24.3727-0436.2 580436	L= 900
MERCEDES-BENZ - C-KLASSE T-Model (S204) 08/07→08/14								
Bremsbackensatz, Feststellbremse								
C 180	115	02/12→08/14	➔				03.0137-4005.2 654005	Ø 164 x 25 + Zub
C 180 CDI	88	04/10→08/14						
C 180 CGI	115	11/09→08/14						
C 180 Kompressor	115	01/08→08/14						
C 200 CDI	100	08/10→08/14						
C 220 CDI	120 - 125	12/08→08/14						
C 220 CDI 4-matic	125	02/13→08/14						
C 250	150	02/08→12/12						
C 250 CDI 4-matic	150	04/10→08/14						
C 250 CGI	150	07/09→08/14						
C 300	170	08/07→08/14						
C 300 CDI 4-matic	170	06/11→08/14						
C 350 CDI	165 - 195	08/07→08/14						
C 350 CDI 4-matic	170	10/09→08/14						
C 350 CGI	225	06/11→08/14						
C 63 AMG	336 - 383	02/08→08/14						
C 180 Kompressor	115	08/07→08/14	➔	09/07→			03.0137-4005.2 654005	Ø 164 x 25 + Zub
C 200 CDI	100	08/07→12/09						
C 200 Kompressor	135	08/07→08/14						
C 220 CDI	125	08/07→11/08						
C 230	150	08/07→08/14						
C 280	170	08/07→08/14						
C 320 CDI	165	08/07→08/14						
C 320 CDI 4-matic	165	08/07→12/11						
C 350	200	08/07→08/14						
C 350 CDI 4-matic	165	08/07→12/11						
C 200 CGI	135	08/07→08/14	➔	04/09→			03.0137-4005.2 654005	Ø 164 x 25 + Zub
C 250 CDI	150	01/09→08/14						
C 220 CDI	120	08/07→11/08	➔				03.0137-4005.2 654005	Ø 164 x 25 + Zub
			➔	09/07→			03.0137-4005.2 654005	Ø 164 x 25 + Zub
Zubehörsatz, Feststellbremsbacken								
C 180	115	02/12→08/14	➔				03.0137-9703.2 669703	
C 180 CDI	88	04/10→08/14					03.0137-9704.2 669704	
C 180 CGI	115	11/09→08/14						
C 180 Kompressor	115	01/08→08/14						
C 200 CDI	100	08/10→08/14						
C 220 CDI	120 - 125	12/08→08/14						
C 220 CDI 4-matic	125	02/13→08/14						
C 250	150	02/08→12/12						
C 250 CDI 4-matic	150	04/10→08/14						
C 250 CGI	150	07/09→08/14						
C 300	170	08/07→08/14						
C 300 CDI 4-matic	170	06/11→08/14						
C 350 CDI	165 - 195	08/07→08/14						
C 350 CDI 4-matic	170	10/09→08/14						
C 350 CGI	225	06/11→08/14						
C 63 AMG	336 - 383	02/08→08/14						
→								












	kw			 	! #		
MERCEDES-BENZ - C-KLASSE T-Model (S204) 08/07→08/14							
Zubehörsatz, Feststellbremsbacken							
C 180 Kompressor	115	08/07→08/14	➔	09/07→		03.0137-9703.2 669703	
C 200 CDI	100	08/07→12/09				03.0137-9704.2 669704	
C 200 Kompressor	135	08/07→08/14					
C 220 CDI	125	08/07→11/08					
C 230	150	08/07→08/14					
C 280	170	08/07→08/14					
C 320 CDI	165	08/07→08/14					
C 320 CDI 4-matic	165	08/07→12/11					
C 350	200	08/07→08/14					
C 350 CDI 4-matic	165	08/07→12/11					
C 200 CGI	135	08/07→08/14	➔	04/09→		03.0137-9703.2 669703	
C 250 CDI	150	01/09→08/14				03.0137-9704.2 669704	
C 220 CDI	120	08/07→11/08	➔			03.0137-9703.2 669703	
						03.0137-9704.2 669704	
			➔	09/07→		03.0137-9703.2 669703	
						03.0137-9704.2 669704	
 Seilzug, Feststellbremse							
C 180	115	02/12→08/14		für Linkslenker; Scheibenbremse; 	1	24.3727-0465.2 580465	L= 2.057
C 180 CGI	115	11/09→08/14		Scheibenbremse; 	2	24.3727-0467.2 580467	L= 728
C 180 Kompressor	115	01/08→08/14					
C 200 CDI	100	08/10→08/14		für Rechtslenker; Scheibenbremse; 	1	24.3727-0470.2 580470	L= 1.152
C 220 CDI	120 - 125	12/08→08/14		für Linkslenker; Scheibenbremse; 	1	24.3727-0470.2 580470	L= 1.152
C 220 CDI 4-matic	125	02/13→08/14					
C 250	150	02/08→12/12					
C 250 CDI 4-matic	150	04/10→08/14					
C 250 CGI	150	07/09→08/14					
C 300	170	08/07→08/14					
C 300 CDI 4-matic	170	06/11→08/14					
C 350 CDI	165 - 195	08/07→08/14					
C 350 CDI 4-matic	170	10/09→08/14					
C 350 CGI	225	06/11→08/14					
C 63 AMG	336 - 383	02/08→08/14					
C 180 CDI	88	04/10→08/14		für Linkslenker; Scheibenbremse; 	1	24.3727-0465.2 580465	L= 2.057
				für Linkslenker; Scheibenbremse; 	2	24.3727-0467.2 580467	L= 728
				für Linkslenker; Scheibenbremse; 	1	24.3727-0470.2 580470	L= 1.152
C 180 Kompressor	115	08/07→08/14		09/07→; für Linkslenker; Scheibenbremse; 	1	24.3727-0465.2 580465	L= 2.057
C 200 CDI	100	08/07→12/09					
C 200 Kompressor	135	08/07→08/14		09/07→; Scheibenbremse; 	2	24.3727-0467.2 580467	L= 728
C 220 CDI	125	08/07→11/08					
C 230	150	08/07→08/14		09/07→; für Rechtslenker; Scheibenbremse; 	1	24.3727-0470.2 580470	L= 1.152
C 280	170	08/07→08/14					
C 320 CDI	165	08/07→08/14		09/07→; für Linkslenker; Scheibenbremse; 	1	24.3727-0470.2 580470	L= 1.152
C 320 CDI 4-matic	165	08/07→12/11					
C 350	200	08/07→08/14					
C 350 CDI 4-matic	165	08/07→12/11					
C 200 CGI	135	08/07→08/14		04/09→; für Linkslenker; Scheibenbremse; 	1	24.3727-0465.2 580465	L= 2.057
C 250 CDI	150	01/09→08/14					
				04/09→; Scheibenbremse; 	2	24.3727-0467.2 580467	L= 728
				04/09→; für Rechtslenker; Scheibenbremse; 	1	24.3727-0470.2 580470	L= 1.152
				04/09→; für Linkslenker; Scheibenbremse; 	1	24.3727-0470.2 580470	L= 1.152
C 220 CDI	120	08/07→11/08		09/07→; für Linkslenker; Scheibenbremse; 	1	24.3727-0465.2 580465	L= 2.057
				für Linkslenker; Scheibenbremse; 	1	24.3727-0465.2 580465	L= 2.057
				09/07→; Scheibenbremse; 	2	24.3727-0467.2 580467	L= 728
				Scheibenbremse; 	2	24.3727-0467.2 580467	L= 728
				für Rechtslenker; Scheibenbremse; 	1	24.3727-0470.2 580470	L= 1.152
				für Linkslenker; Scheibenbremse; 	1	24.3727-0470.2 580470	L= 1.152
				09/07→; für Rechtslenker; Scheibenbremse; 	1	24.3727-0470.2 580470	L= 1.152
				09/07→; für Linkslenker; Scheibenbremse; 	1	24.3727-0470.2 580470	L= 1.152
MERCEDES-BENZ - CLC-KLASSE (CL203) 05/08→06/11							
 Bremsbackensatz, Feststellbremse							
CLC 160	95	02/09→06/11	➔	→ 10/10		03.0137-4013.2 654013	Ø 164 x 20 + Zub
CLC 180 Kompressor	105	05/08→06/11					
CLC 200 CDI	90	05/08→06/11					
CLC 200 Kompressor	135	05/08→06/11					




















	kw					! #		
MERCEDES-BENZ - CLC-KLASSE (CL203) 05/08→06/11								
 Bremsbackensatz, Feststellbremse								
CLC 220 CDI	100 - 110	05/08→06/11	➔	→ 10/10			03.0137-4013.2 654013	Ø 164 x 20 + Zub
CLC 350	200	05/08→06/11						
CLC 230	150	05/08→06/11	➔				03.0137-4013.2 654013	Ø 164 x 20 + Zub
CLC 250	150	06/09→06/11						
Zubehörsatz, Feststellbremsbacken								
CLC 160	95	02/09→06/11	➔	→ 10/10			03.0137-9248.2 669248	
CLC 180 Kompressor	105	05/08→06/11					03.0137-9703.2 669703	
CLC 200 CDI	90	05/08→06/11					03.0137-9704.2 669704	
CLC 200 Kompressor	135	05/08→06/11						
CLC 220 CDI	100 - 110	05/08→06/11						
CLC 350	200	05/08→06/11						
CLC 230	150	05/08→06/11	➔				03.0137-9248.2 669248	
CLC 250	150	06/09→06/11					03.0137-9703.2 669703 03.0137-9704.2 669704	
 Seilzug, Feststellbremse								
CLC 160	95	02/09→06/11		→ 10/10; für Linkslenker; Scheibenbremse; 	1	24.3727-0429.2 580429	L= 2.735	
CLC 180 Kompressor	105	05/08→06/11						
CLC 200 CDI	90	05/08→06/11		→ 10/10; Scheibenbremse; 		24.3727-0430.2 580430	L= 925	
CLC 200 Kompressor	135	05/08→06/11						
CLC 220 CDI	100 - 110	05/08→06/11		→ 10/10; Scheibenbremse; 		24.3727-0436.2 580436	L= 900	
CLC 350	200	05/08→06/11						
CLC 230	150	05/08→06/11		für Linkslenker; Scheibenbremse; 	1	24.3727-0429.2 580429	L= 2.735	
CLC 250	150	06/09→06/11		Scheibenbremse; 		24.3727-0430.2 580430	L= 925	
				Scheibenbremse; 		24.3727-0436.2 580436	L= 900	
MERCEDES-BENZ - CLK (C208) 06/97→12/03								
 Bremsbackensatz, Feststellbremse								
CLK 200	100	06/97→06/02	➔				03.0137-0170.2 650170	Ø 164 x 20 + Zub
CLK 200 Kompressor	120 - 141	06/97→06/02						
CLK 230 Kompressor	142 - 145	06/97→06/02						
CLK 320	160	06/97→06/02						
CLK 430	205	07/98→06/02						
CLK 55 AMG	255	08/99→06/02						
Zubehörsatz, Feststellbremsbacken								
CLK 200	100	06/97→06/02	➔				03.0137-9703.2 669703	
CLK 200 Kompressor	120 - 141	06/97→06/02					03.0137-9704.2 669704	
CLK 230 Kompressor	142 - 145	06/97→06/02						
CLK 320	160	06/97→06/02						
CLK 430	205	07/98→06/02						
CLK 55 AMG	255	08/99→06/02						
 Seilzug, Feststellbremse								
CLK 200	100	06/97→06/02		Scheibenbremse; 		24.3727-0418.2 580418	L= 960	
CLK 230 Kompressor	142 - 145	06/97→06/02		Scheibenbremse; 		24.3727-0419.2 580419	L= 925	
CLK 320	160	06/97→06/02		für Linkslenker; Scheibenbremse; 	1	24.3727-0423.2 580423	L= 2.554	
CLK 430	205	07/98→06/02						
CLK 55 AMG	255	08/99→06/02						
CLK 200 Kompressor	120 - 141	06/97→06/02		für Linkslenker; Scheibenbremse; 		24.3727-0418.2 580418	L= 960	
				für Linkslenker; Scheibenbremse; 		24.3727-0419.2 580419	L= 925	
				für Linkslenker; Scheibenbremse; 	1	24.3727-0423.2 580423	L= 2.554	
MERCEDES-BENZ - CLK (C209) 05/02→03/10								
 Bremsbackensatz, Feststellbremse								
CLK 200 CGI	125	07/03→05/09	➔	→ 04/09			03.0137-4013.2 654013	Ø 164 x 20 + Zub
CLK 200 Kompressor	120 - 135	09/02→05/09						
CLK 240	120 - 125	06/02→05/09						
CLK 270 CDI	125	10/02→05/09						
CLK 320	160	06/02→05/09						
CLK 500	225 - 285	06/02→05/09						
CLK 55 AMG	270	09/02→05/09						
CLK 63 AMG	354 - 373	04/06→05/09						
→								










	kw					! #		
MERCEDES-BENZ - CLK (C209) 05/02→03/10								
 Bremsbackensatz, Feststellbremse								
CLK 220 CDI	100 - 110	01/05→05/09	➔	05/05→04/09			03.0137-4013.2 654013	Ø 164 x 20 + Zub
CLK 280	170	01/05→05/09						
CLK 320 CDI	165	01/05→05/09						
CLK 350	200	01/05→05/09						
CLK 270 CDI	120	02/03→06/05	➔				03.0137-4013.2 654013	Ø 164 x 20 + Zub
Zubehörsatz, Feststellbremsbacken								
CLK 200 CGI	125	07/03→05/09	➔	→ 04/09			03.0137-9248.2 669248	
CLK 200 Kompressor	120 - 135	09/02→05/09					03.0137-9703.2 669703	
CLK 240	120 - 125	06/02→05/09					03.0137-9704.2 669704	
CLK 270 CDI	125	10/02→05/09						
CLK 320	160	06/02→05/09						
CLK 500	225 - 285	06/02→05/09						
CLK 55 AMG	270	09/02→05/09						
CLK 63 AMG	354 - 373	04/06→05/09						
CLK 220 CDI	100 - 110	01/05→05/09	➔	05/05→04/09			03.0137-9248.2 669248	
CLK 280	170	01/05→05/09					03.0137-9703.2 669703	
CLK 320 CDI	165	01/05→05/09					03.0137-9704.2 669704	
CLK 350	200	01/05→05/09						
CLK 270 CDI	120	02/03→06/05	➔				03.0137-9248.2 669248	
							03.0137-9703.2 669703	
							03.0137-9704.2 669704	
 Seilzug, Feststellbremse								
CLK 200 CGI	125	07/03→05/09		→ 04/09; für Linkslenker; Scheibenbremse; 	1	24.3727-0429.2 580429	L= 2.735	
CLK 200 Kompressor	120 - 135	09/02→05/09						
CLK 240	120 - 125	06/02→05/09		→ 04/09; Scheibenbremse; 		24.3727-0430.2 580430	L= 925	
CLK 270 CDI	125	10/02→05/09		→ 04/09; Scheibenbremse; 		24.3727-0436.2 580436	L= 900	
CLK 320	160	06/02→05/09						
CLK 500	225 - 285	06/02→05/09						
CLK 55 AMG	270	09/02→05/09						
CLK 220 CDI	100 - 110	01/05→05/09		05/05→04/09; für Linkslenker; Scheibenbremse; 	1	24.3727-0429.2 580429	L= 2.735	
CLK 280	170	01/05→05/09		05/05→04/09; Scheibenbremse; 		24.3727-0430.2 580430	L= 925	
CLK 320 CDI	165	01/05→05/09		05/05→04/09; Scheibenbremse; 		24.3727-0436.2 580436	L= 900	
CLK 350	200	01/05→05/09						
CLK 270 CDI	120	02/03→06/05		für Linkslenker; Scheibenbremse; 	1	24.3727-0429.2 580429	L= 2.735	
				Scheibenbremse; 		24.3727-0430.2 580430	L= 925	
				Scheibenbremse; 		24.3727-0436.2 580436	L= 900	
CLK 63 AMG	354 - 373	04/06→05/09		→ 04/09; für Linkslenker; Scheibenbremse; 	1	24.3727-0429.2 580429	L= 2.735	
MERCEDES-BENZ - CLK Cabriolet (A208) 03/98→03/02								
 Bremsbackensatz, Feststellbremse								
CLK 200	100	03/98→03/02	➔	06/98→			03.0137-0170.2 650170	Ø 164 x 20 + Zub
CLK 200 Kompressor	141	03/98→06/00						
CLK 230 Kompressor	142	03/98→06/00						
CLK 320	160	03/98→03/02						
CLK 200 Kompressor	120	06/00→03/02	➔				03.0137-0170.2 650170	Ø 164 x 20 + Zub
CLK 230 Kompressor	145	06/00→03/02						
CLK 55 AMG	255	01/00→03/02						
CLK 430	205	09/98→03/02	➔	06/99→			03.0137-0170.2 650170	Ø 164 x 20 + Zub
Zubehörsatz, Feststellbremsbacken								
CLK 200	100	03/98→03/02	➔	06/98→			03.0137-9703.2 669703	
CLK 200 Kompressor	141	03/98→06/00					03.0137-9704.2 669704	
CLK 230 Kompressor	142	03/98→06/00						
CLK 320	160	03/98→03/02						
CLK 200 Kompressor	120	06/00→03/02	➔				03.0137-9703.2 669703	
CLK 230 Kompressor	145	06/00→03/02					03.0137-9704.2 669704	
CLK 55 AMG	255	01/00→03/02						
CLK 430	205	09/98→03/02	➔	06/99→			03.0137-9703.2 669703	
							03.0137-9704.2 669704	
 Seilzug, Feststellbremse								
CLK 200	100	03/98→03/02		06/98→; Scheibenbremse; 			24.3727-0418.2 580418	L= 960
→								


































	kw					! #		
MERCEDES-BENZ - CLK Cabriolet (A208) 03/98→03/02								
 Seilzug, Feststellbremse								
CLK 230 Kompressor CLK 320	142 160	03/98→06/00 03/98→03/02		06/98→; Scheibenbremse; <input type="checkbox"/>			24.3727-0419.2 580419	L= 925
				06/98→; für Linkslenker; Scheibenbremse; <input checked="" type="checkbox"/>	1	24.3727-0423.2 580423		L= 2.554
CLK 200 Kompressor CLK 230 Kompressor	120 145	06/00→03/02 06/00→03/02		Scheibenbremse; <input type="checkbox"/>			24.3727-0418.2 580418	L= 960
				Scheibenbremse; <input type="checkbox"/>			24.3727-0419.2 580419	L= 925
				für Linkslenker; Scheibenbremse; <input checked="" type="checkbox"/>	1	24.3727-0423.2 580423		L= 2.554
CLK 200 Kompressor	141	03/98→06/00		06/98→; für Linkslenker; Scheibenbremse; <input type="checkbox"/>			24.3727-0418.2 580418	L= 960
				06/98→; für Linkslenker; Scheibenbremse; <input type="checkbox"/>			24.3727-0419.2 580419	L= 925
				06/98→; für Linkslenker; Scheibenbremse; <input checked="" type="checkbox"/>	1	24.3727-0423.2 580423		L= 2.554
CLK 430	205	09/98→03/02		06/99→; für Linkslenker; Scheibenbremse; <input type="checkbox"/>			24.3727-0418.2 580418	L= 960
				06/99→; für Linkslenker; Scheibenbremse; <input type="checkbox"/>			24.3727-0419.2 580419	L= 925
				06/99→; für Linkslenker; Scheibenbremse; <input checked="" type="checkbox"/>	1	24.3727-0423.2 580423		L= 2.554
CLK 55 AMG	255	01/00→03/02		für Linkslenker; Scheibenbremse; <input type="checkbox"/>			24.3727-0418.2 580418	L= 960
				für Linkslenker; Scheibenbremse; <input type="checkbox"/>			24.3727-0419.2 580419	L= 925
				für Linkslenker; Scheibenbremse; <input checked="" type="checkbox"/>	1	24.3727-0423.2 580423		L= 2.554
MERCEDES-BENZ - CLK Cabriolet (A209) 06/02→03/10								
 Bremsbackensatz, Feststellbremse								
CLK 200 CGI CLK 200 Kompressor CLK 500 CLK 63 AMG	125 135 285 354	07/03→03/10 10/06→03/10 06/06→03/10 04/06→03/10	➡	→ 12/09			03.0137-4013.2 654013	Ø 164 x 20 + Zub
CLK 200 Kompressor CLK 240 CLK 320 CLK 500 CLK 55 AMG	120 125 160 225 270	02/03→03/10 02/03→03/10 02/03→03/10 02/03→03/10 06/02→03/10	➡	05/03→ 12/09			03.0137-4013.2 654013	Ø 164 x 20 + Zub
CLK 280 CLK 320 CDI CLK 350	170 165 200	01/05→03/10 03/05→03/10 01/05→03/10	➡	05/05→ 12/09			03.0137-4013.2 654013	Ø 164 x 20 + Zub
CLK 63 AMG	354	09/06→12/09	➡				03.0137-4013.2 654013	Ø 164 x 20 + Zub
Zubehörsatz, Feststellbremsbacken								
CLK 200 CGI CLK 200 Kompressor CLK 500 CLK 63 AMG	125 135 285 354	07/03→03/10 10/06→03/10 06/06→03/10 04/06→03/10	➡	→ 12/09			03.0137-9248.2 669248 03.0137-9703.2 669703 03.0137-9704.2 669704	
CLK 200 Kompressor CLK 240 CLK 320 CLK 500 CLK 55 AMG	120 125 160 225 270	02/03→03/10 02/03→03/10 02/03→03/10 02/03→03/10 06/02→03/10	➡	05/03→ 12/09			03.0137-9248.2 669248 03.0137-9703.2 669703 03.0137-9704.2 669704	
CLK 280 CLK 320 CDI CLK 350	170 165 200	01/05→03/10 03/05→03/10 01/05→03/10	➡	05/05→ 12/09			03.0137-9248.2 669248 03.0137-9703.2 669703 03.0137-9704.2 669704	
CLK 63 AMG	354	09/06→12/09	➡				03.0137-9248.2 669248 03.0137-9703.2 669703 03.0137-9704.2 669704	
 Seilzug, Feststellbremse								
CLK 200 CGI CLK 200 Kompressor CLK 500	125 135 285	07/03→03/10 10/06→03/10 06/06→03/10		→ 12/09; für Linkslenker; Scheibenbremse; <input checked="" type="checkbox"/>	1	24.3727-0429.2 580429		L= 2.735
				→ 12/09; Scheibenbremse; <input type="checkbox"/>		24.3727-0430.2 580430		L= 925
				→ 12/09; Scheibenbremse; <input type="checkbox"/>		24.3727-0436.2 580436		L= 900
CLK 200 Kompressor CLK 240 CLK 320 CLK 500 CLK 55 AMG	120 125 160 225 270	02/03→03/10 02/03→03/10 02/03→03/10 02/03→03/10 06/02→03/10		05/03→ 12/09; für Linkslenker; Scheibenbremse; <input checked="" type="checkbox"/>	1	24.3727-0429.2 580429		L= 2.735
				05/03→ 12/09; Scheibenbremse; <input type="checkbox"/>		24.3727-0430.2 580430		L= 925
				05/03→ 12/09; Scheibenbremse; <input type="checkbox"/>		24.3727-0436.2 580436		L= 900
CLK 280 CLK 320 CDI CLK 350	170 165 200	01/05→03/10 03/05→03/10 01/05→03/10		05/05→ 12/09; für Linkslenker; Scheibenbremse; <input checked="" type="checkbox"/>	1	24.3727-0429.2 580429		L= 2.735
				05/05→ 12/09; Scheibenbremse; <input type="checkbox"/>		24.3727-0430.2 580430		L= 925
				05/05→ 12/09; Scheibenbremse; <input type="checkbox"/>		24.3727-0436.2 580436		L= 900
CLK 63 AMG	354	04/06→03/10		→ 12/09; für Linkslenker; Scheibenbremse; <input checked="" type="checkbox"/>	1	24.3727-0429.2 580429		L= 2.735
→								










	kW			 	! #		
MERCEDES-BENZ - CLK Cabriolet (A209) 06/02→03/10							
 Seilzug, Feststellbremse							
CLK 63 AMG	354	09/06→12/09		für Linkslenker; Scheibenbremse; 	1	24.3727-0429.2 580429	L= 2.735
MERCEDES-BENZ - CLS (C218) 01/11→12/17							
 Bremsbackensatz, Feststellbremse							
CLS 220 BlueTEC / d	120 - 130	05/14→12/17	➔			03.0137-4007.2 654007	Ø 180 x 25 - HEB / + Zub
CLS 250 BlueTEC / d 4-matic	150	05/14→12/17					
CLS 250 CDI / BlueTEC / d	150	04/11→12/17					
CLS 350	225	01/11→08/14					
CLS 350 BlueTEC / d	185 - 190	02/13→12/17					
CLS 350 BlueTEC / d 4-matic	185	02/13→12/17					
CLS 350 CDI / d	195	01/11→08/14					
CLS 350 CDI / d 4-matic	195	09/11→08/14					
CLS 350 d 4-matic	190	04/15→12/17					
CLS 400	245	05/14→12/17					
CLS 400 4-matic	245	05/14→12/17					
CLS 500	300	02/11→12/17					
CLS 500 4-matic	300	09/11→12/17					
CLS 63 AMG	410 - 430	01/11→12/17					
CLS 63 AMG 4-matic	410 - 430	02/13→12/17					
CLS 63 AMG	386	01/11→12/17	➔	03/11→		03.0137-4007.2 654007	Ø 180 x 25 - HEB / + Zub
Zubehörsatz, Feststellbremsbacken							
CLS 220 BlueTEC / d	120 - 130	05/14→12/17	➔			03.0137-9703.2 669703	
CLS 250 BlueTEC / d 4-matic	150	05/14→12/17				03.0137-9704.2 669704	
CLS 250 CDI / BlueTEC / d	150	04/11→12/17					
CLS 350	225	01/11→08/14					
CLS 350 BlueTEC / d	185 - 190	02/13→12/17					
CLS 350 BlueTEC / d 4-matic	185	02/13→12/17					
CLS 350 CDI / d	195	01/11→08/14					
CLS 350 CDI / d 4-matic	195	09/11→08/14					
CLS 350 d 4-matic	190	04/15→12/17					
CLS 400	245	05/14→12/17					
CLS 400 4-matic	245	05/14→12/17					
CLS 500	300	02/11→12/17					
CLS 500 4-matic	300	09/11→12/17					
CLS 63 AMG	410 - 430	01/11→12/17					
CLS 63 AMG 4-matic	410 - 430	02/13→12/17					
CLS 63 AMG	386	01/11→12/17	➔	03/11→		03.0137-9703.2 669703	
						03.0137-9704.2 669704	
 Seilzug, Feststellbremse							
CLS 220 BlueTEC / d	120 - 130	05/14→12/17		☐	1	24.3727-0483.2 580483	L= 1.250
CLS 250 BlueTEC / d 4-matic	150	05/14→12/17			1	24.3727-0484.2 580484	L= 2.040
CLS 400	245	05/14→12/17					
CLS 400 4-matic	245	05/14→12/17					
CLS 63 AMG 4-matic	410 - 430	02/13→12/17					
CLS 250 CDI / BlueTEC / d	150	04/11→12/17			2	24.3727-0478.2 580478	L= 743
CLS 350	225	01/11→08/14		für Rechtslenker; 	1	24.3727-0479.2 580479	L= 1.660
CLS 350 BlueTEC / d	185 - 190	02/13→12/17		☐	1	24.3727-0483.2 580483	L= 1.250
CLS 350 BlueTEC / d 4-matic	185	02/13→12/17		für Linkslenker; 	1	24.3727-0484.2 580484	L= 2.040
CLS 350 CDI / d	195	01/11→08/14					
CLS 500	300	02/11→12/17					
CLS 500 4-matic	300	09/11→12/17					
CLS 63 AMG	410 - 430	01/11→12/17					
CLS 350 CDI / d 4-matic	195	09/11→08/14		für Linkslenker; 	2	24.3727-0478.2 580478	L= 743
				für Rechtslenker; 	2	24.3727-0478.2 580478	L= 743
				für Rechtslenker; ☐	1	24.3727-0483.2 580483	L= 1.250








	kw					! #		
MERCEDES-BENZ - CLS (C218) 01/11→12/17								
 Seilzug, Feststellbremse								
CLS 350 CDI / d 4-matic	195	09/11→08/14			für Linkslenker; <input type="checkbox"/>	1	24.3727-0483.2 580483	L= 1.250
					für Linkslenker; <input checked="" type="checkbox"/>	1	24.3727-0484.2 580484	L= 2.040
CLS 350 d 4-matic	190	04/15→12/17			für Linkslenker; <input checked="" type="checkbox"/>	2	24.3727-0478.2 580478	L= 743
					für Linkslenker; <input type="checkbox"/>	1	24.3727-0483.2 580483	L= 1.250
					für Linkslenker; <input checked="" type="checkbox"/>	1	24.3727-0484.2 580484	L= 2.040
CLS 63 AMG	386	01/11→12/17			03/11→; <input checked="" type="checkbox"/>	2	24.3727-0478.2 580478	L= 743
					03/11→; für Rechtslenker; <input checked="" type="checkbox"/>	1	24.3727-0479.2 580479	L= 1.660
					03/11→; <input type="checkbox"/>	1	24.3727-0483.2 580483	L= 1.250
					03/11→; für Linkslenker; <input checked="" type="checkbox"/>	1	24.3727-0484.2 580484	L= 2.040
MERCEDES-BENZ - CLS (C219) 10/04→02/11								
 Bremsbackensatz, Feststellbremse								
CLS 280 CLS 300 CLS 350	170 170 200 - 215	07/08→12/10 04/09→12/10 10/04→12/10	➔	→ 10/10			03.0137-4017.2 654017	Ø 180 x 25 + Zub
CLS 350 CDI	165 - 200	04/09→12/10						
CLS 500	225 - 285	10/04→12/10						
CLS 55 AMG CLS 63 AMG	350 378	01/05→12/10 04/06→12/10						
CLS 320 CDI	155 - 165	01/05→12/10	➔	05/05→ 10/10			03.0137-4017.2 654017	Ø 180 x 25 + Zub
CLS 55 AMG	350	09/05→12/06	➔				03.0137-4017.2 654017	Ø 180 x 25 + Zub
Zubehörsatz, Feststellbremsbacken								
CLS 280 CLS 300 CLS 350	170 170 200 - 215	07/08→12/10 04/09→12/10 10/04→12/10	➔	→ 10/10			03.0137-9297.2 669297 03.0137-9703.2 669703 03.0137-9704.2 669704	
CLS 350 CDI	165 - 200	04/09→12/10						
CLS 500	225 - 285	10/04→12/10						
CLS 55 AMG CLS 63 AMG	350 378	01/05→12/10 04/06→12/10						
CLS 320 CDI	155 - 165	01/05→12/10		05/05→ 10/10			03.0137-9297.2 669297	
			➔	05/05→ 10/10			03.0137-9703.2 669703 03.0137-9704.2 669704	
CLS 55 AMG	350	09/05→12/06					03.0137-9297.2 669297 03.0137-9703.2 669703 03.0137-9704.2 669704	
			➔					
 Seilzug, Feststellbremse								
CLS 280 CLS 300 CLS 350	170 170 200 - 215	07/08→12/10 04/09→12/10 10/04→12/10		→ 10/10; für Linkslenker; Scheibenbremse; <input checked="" type="checkbox"/>		1	24.3727-0447.2 580447	L= 1.952
CLS 500	225 - 285	10/04→12/10		→ 10/10; Scheibenbremse; <input type="checkbox"/>			24.3727-0448.2 580448	L= 1.726
CLS 55 AMG CLS 63 AMG	350 378	01/05→12/10 04/06→12/10		→ 10/10; Scheibenbremse; <input type="checkbox"/>			24.3727-0449.2 580449	L= 1.742
CLS 55 AMG	350	09/05→12/06		für Linkslenker; Scheibenbremse; <input checked="" type="checkbox"/>		1	24.3727-0447.2 580447	L= 1.952
				Scheibenbremse; <input type="checkbox"/>			24.3727-0448.2 580448	L= 1.726
				Scheibenbremse; <input type="checkbox"/>			24.3727-0449.2 580449	L= 1.742
MERCEDES-BENZ - CLS Shooting Brake (X218) 10/12→12/17								
 Bremsbackensatz, Feststellbremse								
CLS 220 BlueTEC / d CLS 250 BlueTEC / d 4-matic CLS 250 CDI / BlueTEC / d CLS 350 CLS 350 BlueTEC / d CLS 350 BlueTEC / d 4-matic CLS 350 CDI / d CLS 350 CDI / d 4-matic CLS 350 d 4-matic	120 - 130 150 150 225 185 - 190 185 195 195 190	05/14→12/17 05/14→12/17 10/12→12/17 10/12→08/14 05/14→12/17 05/14→12/17 10/12→08/14 10/12→08/14 04/15→12/17	➔				03.0137-4007.2 654007	Ø 180 x 25 - HEB / + Zub





























	kW					! #		
MERCEDES-BENZ - CLS Shooting Brake (X218) 10/12→12/17								
 Bremsbackensatz, Feststellbremse								
CLS 400	245	05/14→12/17	➔				03.0137-4007.2 654007	Ø 180 x 25 - HEB / + Zub
CLS 400 4-matic	245	05/14→12/17						
CLS 500	300	10/12→12/17						
CLS 500 4-matic	300	10/12→12/17						
CLS 63 AMG	386 - 430	10/12→12/17						
CLS 63 AMG 4-matic	410 - 430	02/13→12/17						
Zubehörsatz, Feststellbremsbacken								
CLS 220 BlueTEC / d	120 - 130	05/14→12/17	➔				03.0137-9703.2 669703	
CLS 250 BlueTEC / d 4-matic	150	05/14→12/17					03.0137-9704.2 669704	
CLS 250 CDI / BlueTEC / d	150	10/12→12/17						
CLS 350	225	10/12→08/14						
CLS 350 BlueTEC / d	185 - 190	05/14→12/17						
CLS 350 BlueTEC / d 4-matic	185	05/14→12/17						
CLS 350 CDI / d	195	10/12→08/14						
CLS 350 CDI / d 4-matic	195	10/12→08/14						
CLS 350 d 4-matic	190	04/15→12/17						
CLS 400	245	05/14→12/17						
CLS 400 4-matic	245	05/14→12/17						
CLS 500	300	10/12→12/17						
CLS 500 4-matic	300	10/12→12/17						
CLS 63 AMG	386 - 430	10/12→12/17						
CLS 63 AMG 4-matic	410 - 430	02/13→12/17						
 Seilzug, Feststellbremse								
CLS 220 BlueTEC / d	120 - 130	05/14→12/17		für Rechtslenker; 	1	24.3727-0479.2 580479	L= 1.660	
CLS 250 BlueTEC / d 4-matic	150	05/14→12/17			1	24.3727-0483.2 580483	L= 1.250	
CLS 350 BlueTEC / d	185 - 190	05/14→12/17		für Linkslenker; 	1	24.3727-0484.2 580484	L= 2.040	
CLS 350 BlueTEC / d 4-matic	185	05/14→12/17						
CLS 400	245	05/14→12/17						
CLS 400 4-matic	245	05/14→12/17						
CLS 63 AMG	410 - 430	02/13→12/17						
CLS 250 CDI / BlueTEC / d	150	10/12→12/17		Scheibenbremse; 	2	24.3727-0478.2 580478	L= 743	
CLS 350	225	10/12→08/14		für Rechtslenker; Scheibenbremse; 	1	24.3727-0479.2 580479	L= 1.660	
CLS 350 CDI / d	195	10/12→08/14		Scheibenbremse; 	1	24.3727-0483.2 580483	L= 1.250	
CLS 350 CDI / d 4-matic	195	10/12→08/14						
CLS 350 d 4-matic	190	04/15→12/17		für Linkslenker; Scheibenbremse; 	1	24.3727-0484.2 580484	L= 2.040	
CLS 500	300	10/12→12/17						
CLS 500 4-matic	300	10/12→12/17						
CLS 63 AMG	386	10/12→12/17						
CLS 63 AMG 4-matic	410 - 430	02/13→12/17		für Linkslenker; 	1	24.3727-0483.2 580483	L= 1.250	
				für Linkslenker; 	1	24.3727-0484.2 580484	L= 2.040	
MERCEDES-BENZ - E-KLASSE (W210) 06/95→08/03								
 Bremsbackensatz, Feststellbremse								
E 200	100	06/95→08/00	➔				03.0137-0170.2 650170	Ø 164 x 20 + Zub
E 200 CDI	85	07/99→03/02						
E 200 Kompressor	120	08/00→03/02						
E 220 CDI	100 - 105	07/99→03/02						
E 230	110	06/95→06/97						
E 240	125	08/00→03/02						
E 270 CDI	120 - 125	07/99→03/02						
E 280	142 - 150	01/96→03/02						
E 280 4-matic	150	12/96→03/02						
E 290 Turbo-D	95	03/96→07/99						
E 300 D	100	06/95→06/97						
E 300 Turbo-D	130	12/96→07/99						
E 320	162 - 165	06/95→03/02						
E 320 4-matic	165	06/97→03/02						
E 320 CDI	145	07/99→03/02						
E 420	205	01/96→06/97						
E 430 4-matic	205	05/99→03/02						

























	kW			 	! #		
MERCEDES-BENZ - E-KLASSE (W210) 06/95→08/03							
 Bremsbackensatz, Feststellbremse							
E 50 AMG	255	02/96→08/97	➡			03.0137-0170.2 650170	Ø 164 x 20 + Zub
E 200 CDI	75	06/98→03/02	➡	07/98→		03.0137-0170.2 650170	Ø 164 x 20 + Zub
E 220 CDI	92	06/98→07/99					
E 200 D	65	01/96→03/02	➡	10/96→		03.0137-0170.2 650170	Ø 164 x 20 + Zub
E 200 Kompressor	137	06/97→03/02	➡	09/97→		03.0137-0170.2 650170	Ø 164 x 20 + Zub
E 240	125	06/97→08/00					
E 250 Turbo-D	110	06/97→07/99					
E 430	205	06/97→03/02					
E 55 AMG	260	08/97→03/02					
E 220 D	55 - 70	06/95→03/02	➡	→ 06/98		03.0137-0170.2 650170	Ø 164 x 20 + Zub
E 250 D	83	06/95→07/99	➡			03.0137-0170.2 650170	Ø 164 x 20 + Zub
			➡	für Rechtslenker		03.0137-0170.2 650170	Ø 164 x 20 + Zub
Zubehörsatz, Feststellbremsbacken							
E 200	100	06/95→08/00	➡			03.0137-9703.2 669703	
E 200 CDI	85	07/99→03/02					
E 200 Kompressor	120	08/00→03/02				03.0137-9704.2 669704	
E 220 CDI	100 - 105	07/99→03/02					
E 230	110	06/95→06/97					
E 240	125	08/00→03/02					
E 250 D	83	06/95→07/99					
E 270 CDI	120 - 125	07/99→03/02					
E 280	142 - 150	01/96→03/02					
E 280 4-matic	150	12/96→03/02					
E 290 Turbo-D	95	03/96→07/99					
E 300 D	100	06/95→06/97					
E 300 Turbo-D	130	12/96→07/99					
E 320	162 - 165	06/95→03/02					
E 320 4-matic	165	06/97→03/02					
E 320 CDI	145	07/99→03/02					
E 420	205	01/96→06/97					
E 430 4-matic	205	05/99→03/02					
E 50 AMG	255	02/96→08/97					
E 200 CDI	75	06/98→03/02	➡	07/98→		03.0137-9703.2 669703	
E 220 CDI	92	06/98→07/99				03.0137-9704.2 669704	
E 200 D	65	01/96→03/02	➡	10/96→		03.0137-9703.2 669703 03.0137-9704.2 669704	
E 200 Kompressor	137	06/97→03/02	➡	09/97→		03.0137-9703.2 669703 03.0137-9704.2 669704	
E 240	125	06/97→08/00					
E 250 Turbo-D	110	06/97→07/99					
E 430	205	06/97→03/02					
E 55 AMG	260	08/97→03/02					
E 220 D	55 - 70	06/95→03/02	➡	→ 06/98		03.0137-9703.2 669703 03.0137-9704.2 669704	
 Seilzug, Feststellbremse							
E 200	100	06/95→08/00		Scheibenbremse; <input type="checkbox"/>		24.3727-0424.2 580424	L= 1.058
E 200 CDI	85	07/99→03/02		Scheibenbremse; <input type="checkbox"/>		24.3727-0425.2 580425	L= 1.031
E 220 CDI	100 - 105	07/99→03/02		für Linkslenker; Scheibenbremse; <input type="checkbox"/>	1	24.3727-0426.2 580426	L= 2.613
E 230	110	06/95→06/97					
E 240	125	08/00→03/02					
E 250 D	83	06/95→07/99					
E 270 CDI	120 - 125	07/99→03/02					
E 290 Turbo-D	95	03/96→07/99					
E 300 D	100	06/95→06/97					
E 300 Turbo-D	130	12/96→07/99					
E 320 CDI	145	07/99→03/02					
E 420	205	01/96→06/97					
E 430 4-matic	205	05/99→03/02					
E 50 AMG	255	02/96→08/97					
E 200 CDI	75	06/98→03/02		07/98→; Scheibenbremse; <input type="checkbox"/>		24.3727-0424.2 580424	L= 1.058
E 220 CDI	92	06/98→07/99		07/98→; Scheibenbremse; <input type="checkbox"/>		24.3727-0425.2 580425	L= 1.031
				07/98→; für Linkslenker; Scheibenbremse; <input type="checkbox"/>	1	24.3727-0426.2 580426	L= 2.613
E 200 D	65	01/96→03/02		10/96→; für Linkslenker; Scheibenbremse; <input type="checkbox"/>		24.3727-0424.2 580424	L= 1.058
				10/96→; für Linkslenker; Scheibenbremse; <input type="checkbox"/>		24.3727-0425.2 580425	L= 1.031
→							


















	kw					! #		
MERCEDES-BENZ - E-KLASSE (W210) 06/95→08/03								
 Seilzug, Feststellbremse								
E 200 D	65	01/96→03/02			10/96→; für Linkslenker; Scheibenbremse; 	1	24.3727-0426.2 580426	L= 2.613
E 200 Kompressor E 250 Turbo-D	137 110	06/97→03/02 06/97→07/99			09/97→; für Linkslenker; Scheibenbremse; 		24.3727-0424.2 580424	L= 1.058
					09/97→; für Linkslenker; Scheibenbremse; 		24.3727-0425.2 580425	L= 1.031
					09/97→; für Linkslenker; Scheibenbremse; 	1	24.3727-0426.2 580426	L= 2.613
E 200 Kompressor E 280 4-matic E 320 4-matic	120 150 165	08/00→03/02 12/96→03/02 06/97→03/02			für Linkslenker; Scheibenbremse; 		24.3727-0424.2 580424	L= 1.058
					für Linkslenker; Scheibenbremse; 		24.3727-0425.2 580425	L= 1.031
					für Linkslenker; Scheibenbremse; 	1	24.3727-0426.2 580426	L= 2.613
E 220 D	55 - 70	06/95→03/02			→ 06/98; Scheibenbremse; 		24.3727-0424.2 580424	L= 1.058
					→ 06/98; Scheibenbremse; 		24.3727-0425.2 580425	L= 1.031
					→ 06/98; für Linkslenker; Scheibenbremse; 	1	24.3727-0426.2 580426	L= 2.613
E 240 E 430 E 55 AMG	125 205 260	06/97→08/00 06/97→03/02 08/97→03/02			09/97→; Scheibenbremse; 		24.3727-0424.2 580424	L= 1.058
					09/97→; Scheibenbremse; 		24.3727-0425.2 580425	L= 1.031
					09/97→; für Linkslenker; Scheibenbremse; 	1	24.3727-0426.2 580426	L= 2.613
E 280 E 320	142 162	01/96→06/97 06/95→06/97			→ 09/96; für Rechtslenker; Scheibenbremse; 		24.3727-0424.2 580424	L= 1.058
					für Linkslenker; Scheibenbremse; 		24.3727-0424.2 580424	L= 1.058
					10/96→; für Rechtslenker; Scheibenbremse; 		24.3727-0424.2 580424	L= 1.058
					für Linkslenker; Scheibenbremse; 		24.3727-0425.2 580425	L= 1.031
					10/96→; für Rechtslenker; Scheibenbremse; 		24.3727-0425.2 580425	L= 1.031
					→ 09/96; für Rechtslenker; Scheibenbremse; 		24.3727-0425.2 580425	L= 1.031
E 280 E 320	150 165	12/96→03/02 06/97→03/02			für Linkslenker; Scheibenbremse; 		24.3727-0424.2 580424	L= 1.058
					für Rechtslenker; Scheibenbremse; 		24.3727-0424.2 580424	L= 1.058
					für Rechtslenker; Scheibenbremse; 		24.3727-0425.2 580425	L= 1.031
					für Linkslenker; Scheibenbremse; 		24.3727-0425.2 580425	L= 1.031
					für Linkslenker; Scheibenbremse; 	1	24.3727-0426.2 580426	L= 2.613
MERCEDES-BENZ - E-KLASSE (W211) 03/02→03/09								
 Bremsbackensatz, Feststellbremse								
E 200 CDI	75 - 100	07/02→12/08	➔				03.0137-4017.2 654017	Ø 180 x 25 + Zub
E 200 Kompressor	120 - 135	11/02→12/08						
E 200 NGT	120	03/04→12/08						
E 220 CDI	100 -	03/02→12/08						
	125							
E 230	150	09/07→12/08						
E 240	130	03/02→12/08						
E 240 4-matic	130	03/03→12/08						
E 270 CDI	120 -	03/02→12/08						
	130							
E 280 4-matic	170	01/06→12/08						
E 280 CDI	130 -	05/04→12/08						
	140							
E 280 CDI 4-matic	140	03/05→12/08						
E 300 BlueTEC	155	09/07→12/08						
E 320	165	03/02→12/08						
E 320 4-matic	165	03/03→12/08						
E320 CDI	156	09/06→12/08						
E 320 CDI	150 -	11/02→12/08						
	165							
E 320 CDI 4-matic	165	03/05→12/08						
E 350	200	03/05→12/08						
E 350 4-matic	200	03/05→12/08						
E 350 CGI	215	09/07→12/08						
E 420 CDI	231	01/06→12/08						
E 500	225 -	03/02→12/08						
	285							
E 500 4-matic	225 -	10/03→12/08						
	285							
E 55 AMG Kompressor	350	10/02→12/08						
E 63 AMG	378	03/06→12/08						
E 280	170	03/05→12/08	➔	05/05→			03.0137-4017.2 654017	Ø 180 x 25 + Zub
➔								












	kW			 	! #		
MERCEDES-BENZ - E-KLASSE (W211) 03/02→03/09							
 Bremsbackensatz, Feststellbremse							
E 400 CDI	191	02/03→12/08	➔	03/03→		03.0137-4017.2 654017	Ø 180 x 25 + Zub
Zubehörsatz, Feststellbremsbacken							
E 200 CDI	75 - 100	07/02→12/08				03.0137-9297.2 669297	
E 200 Kompressor	120 - 135	11/02→12/08	➔			03.0137-9703.2 669703 03.0137-9704.2 669704	
E 200 NGT	120	03/04→12/08					
E 220 CDI	100 - 125	03/02→12/08					
E 230	150	09/07→12/08					
E 240	130	03/02→12/08					
E 240 4-matic	130	03/03→12/08					
E 270 CDI	120 - 130	03/02→12/08					
E 280 4-matic	170	01/06→12/08					
E 280 CDI	130 - 140	05/04→12/08					
E 280 CDI 4-matic	140	03/05→12/08					
E 300 BlueTEC	155	09/07→12/08					
E 320	165	03/02→12/08					
E 320 4-matic	165	03/03→12/08					
E 320 CDI	156	09/06→12/08					
E 320 CDI	150 - 165	11/02→12/08					
E 320 CDI 4-matic	165	03/05→12/08					
E 350	200	03/05→12/08					
E 350 4-matic	200	03/05→12/08					
E 350 CGI	215	09/07→12/08					
E 420 CDI	231	01/06→12/08					
E 500	225 - 285	03/02→12/08					
E 500 4-matic	225 - 285	10/03→12/08					
E 55 AMG Kompressor	350	10/02→12/08					
E 63 AMG	378	03/06→12/08					
E 280	170	03/05→12/08		05/05→		03.0137-9297.2 669297	
			➔	05/05→		03.0137-9703.2 669703 03.0137-9704.2 669704	
E 400 CDI	191	02/03→12/08		03/03→		03.0137-9297.2 669297	
			➔	03/03→		03.0137-9703.2 669703 03.0137-9704.2 669704	
 Seilzug, Feststellbremse							
E 200 CDI	75 - 100	07/02→12/08		für Linkslenker; <input type="checkbox"/>	1	24.3727-0447.2 580447	L= 1.952
E 200 Kompressor	120 - 135	11/02→12/08		<input type="checkbox"/>		24.3727-0448.2 580448	L= 1.726
E 200 NGT	120	03/04→12/08		<input type="checkbox"/>		24.3727-0449.2 580449	L= 1.742
E 220 CDI	100 - 125	03/02→12/08					
E 230	150	09/07→12/08					
E 240	130	03/02→12/08					
E 240 4-matic	130	03/03→12/08					
E 270 CDI	120 - 130	03/02→12/08					
E 280 4-matic	170	01/06→12/08					
E 280 CDI	130	05/04→12/08					
E 320	165	03/02→12/08					
E 320 4-matic	165	03/03→12/08					
E 320 CDI	150	11/02→12/08					
E 350	200	03/05→12/08					
E 350 4-matic	200	03/05→12/08					
E 350 CGI	215	09/07→12/08					
E 420 CDI	231	01/06→12/08					
E 500	225 - 285	03/02→12/08					
E 500 4-matic	225 - 285	10/03→12/08					
E 55 AMG Kompressor	350	10/02→12/08					
E 63 AMG	378	03/06→12/08					
E 280	170	03/05→12/08		05/05→; für Linkslenker; <input type="checkbox"/>	1	24.3727-0447.2 580447	L= 1.952
				05/05→; <input type="checkbox"/>		24.3727-0448.2 580448	L= 1.726
				05/05→; <input type="checkbox"/>		24.3727-0449.2 580449	L= 1.742
E 400 CDI	191	02/03→12/08		03/03→; für Linkslenker; <input type="checkbox"/>	1	24.3727-0447.2 580447	L= 1.952
				03/03→; <input type="checkbox"/>		24.3727-0448.2 580448	L= 1.726
				03/03→; <input type="checkbox"/>		24.3727-0449.2 580449	L= 1.742









	kW			 	! #		
MERCEDES-BENZ - E-KLASSE (W212) 01/09→12/16							
Bremsbackensatz, Feststellbremse							
E 180 E 200 E 200 CGI E 200 NGT E 220 BlueTEC E 220 BlueTEC 4-matic E 250 E 250 CDI / BlueTEC 4-matic E 250 CGI E 300 E 300 4-matic E 350 E 350 4-matic E 350 BlueTEC E 350 BlueTEC 4-matic E 350 CDI E 350 CDI 4-matic E 400 E 400 4-matic E 500 E 500 4-matic E 63 AMG E 63 AMG 4-matic	115 135 135 115 - 120 130 125 150 - 155 150 150 185 185 225 225 185 - 190 185 - 190 157 - 195 170 - 195 245 245 300 300 386 - 410 410	08/13→12/15 01/13→12/16 08/09→12/15 03/11→12/15 05/14→12/15 01/15→12/15 05/09→12/16 01/11→12/15 01/09→12/15 07/11→12/15 07/11→12/15 09/11→12/15 09/11→12/15 01/13→12/15 01/13→12/15 09/10→12/15 09/09→12/15 01/13→12/16 01/13→12/16 09/11→12/15 09/11→12/15 12/09→12/16 01/13→12/16	➔			03.0137-4007.2 654007	Ø 180 x 25 - HEB / + Zub
E 200 CDI / BlueTEC E 220 CDI E 220 CDI / BlueTEC E 250 CDI / BlueTEC E 300 E 350 E 350 4-matic E 350 BlueTEC E 350 CDI E 350 CGI E 500 E 500 4-matic	100 120 125 150 170 200 200 155 170 215 285 285	01/09→12/15 01/09→12/15 01/09→12/16 01/09→12/16 01/09→12/13 01/09→12/13 01/09→08/11 01/09→12/15 01/09→12/15 01/09→08/11 01/09→12/11 01/09→12/11	➔	03/09→		03.0137-4007.2 654007	Ø 180 x 25 - HEB / + Zub
E 300 CDI / BlueTEC	170	03/11→12/15	➔	04/11→		03.0137-4007.2 654007	Ø 180 x 25 - HEB / + Zub
E 300 Hybrid / BlueTEC Hybrid	150	12/11→12/16	➔	06/12→		03.0137-4007.2 654007	Ø 180 x 25 - HEB / + Zub
E 63 AMG E 63 AMG 4-matic	430 430	02/13→12/16 02/13→12/16	➔	04/13→		03.0137-4007.2 654007	Ø 180 x 25 - HEB / + Zub
Zubehörsatz, Feststellbremsbacken							
E 180 E 200 E 200 CGI E 200 NGT E 220 BlueTEC E 220 BlueTEC 4-matic E 250 E 250 CDI / BlueTEC 4-matic E 250 CGI E 300 E 300 4-matic E 300 CDI E 350 E 350 4-matic E 350 BlueTEC E 350 BlueTEC 4-matic E 350 CDI E 350 CDI 4-matic E 400 E 400 4-matic E 500 E 500 4-matic E 63 AMG E 63 AMG 4-matic	115 135 135 115 - 120 130 125 150 - 155 150 150 185 185 150 225 225 185 - 190 185 - 190 157 - 195 170 - 195 245 245 300 300 386 - 410 410	08/13→12/15 01/13→12/16 08/09→12/15 03/11→12/15 05/14→12/15 01/15→12/15 05/09→12/16 01/11→12/15 01/09→12/15 07/11→12/15 07/11→12/15 12/09→12/10 09/11→12/15 09/11→12/15 01/13→12/15 01/13→12/15 01/13→12/15 09/10→12/15 09/09→12/15 01/13→12/16 01/13→12/16 09/11→12/15 09/11→12/15 12/09→12/16 01/13→12/16	➔			03.0137-9703.2 669703 03.0137-9704.2 669704	
➔							

	kw			 	! #		
MERCEDES-BENZ - E-KLASSE (W212) 01/09→12/16							
Zubehörsatz, Feststellbremsbacken							
E 200 CDI / BlueTEC	100	01/09→12/15	➡	03/09→		03.0137-9703.2 669703	
E 220 CDI	120	01/09→12/15				03.0137-9704.2 669704	
E 220 CDI / BlueTEC	125	01/09→12/16					
E 250 CDI / BlueTEC	150	01/09→12/16					
E 300	170	01/09→12/13					
E 350	200	01/09→12/13					
E 350 4-matic	200	01/09→08/11					
E 350 BlueTEC	155	01/09→12/15					
E 350 CDI	170	01/09→12/15					
E 350 CGI	215	01/09→08/11					
E 500	285	01/09→12/11					
E 500 4-matic	285	01/09→12/11					
E 300 CDI / BlueTEC	170	03/11→12/15	➡	04/11→		03.0137-9703.2 669703	
						03.0137-9704.2 669704	
E 300 Hybrid / BlueTEC Hybrid	150	12/11→12/16	➡	06/12→		03.0137-9703.2 669703	
						03.0137-9704.2 669704	
E 63 AMG	430	02/13→12/16	➡	04/13→		03.0137-9703.2 669703	
E 63 AMG 4-matic	430	02/13→12/16				03.0137-9704.2 669704	
 Seilzug, Feststellbremse							
E 180	115	08/13→12/15		Scheibenbremse; 	2	24.3727-0478.2 580478	L= 743
E 200	135	01/13→12/16		für Rechtslenker; Scheibenbremse; 	1	24.3727-0479.2 580479	L= 1.660
E 200 CGI	135	08/09→12/15					
E 200 NGT	115 - 120	03/11→12/15		Scheibenbremse; 	1	24.3727-0483.2 580483	L= 1.250
				für Linkslenker; Scheibenbremse; 	1	24.3727-0484.2 580484	L= 2.040
E 220 BlueTEC	130	05/14→12/15					
E 220 BlueTEC 4-matic	125	01/15→12/15					
E 250	150 - 155	05/09→12/16					
E 250 CDI / BlueTEC 4-matic	150	01/11→12/15					
E 300	185	07/11→12/15					
E 300 4-matic	185	07/11→12/15					
E 350	225	09/11→12/15					
E 350 4-matic	225	09/11→12/15					
E 350 BlueTEC	185 - 190	01/13→12/15					
E 350 BlueTEC 4-matic	185 - 190	01/13→12/15					
E 350 CDI	157 - 195	09/10→12/15					
E 400	245	01/13→12/16					
E 400 4-matic	245	01/13→12/16					
E 500	300	09/11→12/15					
E 500 4-matic	300	09/11→12/15					
E 63 AMG	386 - 410	12/09→12/16					
E 63 AMG 4-matic	410	01/13→12/16					
E 200 CDI / BlueTEC	100	01/09→12/15		03/09→; Scheibenbremse; 	2	24.3727-0478.2 580478	L= 743
E 220 CDI	120	01/09→12/15		03/09→; für Rechtslenker; Scheibenbremse; 	1	24.3727-0479.2 580479	L= 1.660
E 220 CDI / BlueTEC	125	01/09→12/16					
E 250 CDI / BlueTEC	150	01/09→12/16					
E 300	170	01/09→12/13		03/09→; Scheibenbremse; 	1	24.3727-0483.2 580483	L= 1.250
E 350	200	01/09→12/13		03/09→; für Linkslenker; Scheibenbremse; 	1	24.3727-0484.2 580484	L= 2.040
E 350 4-matic	200	01/09→08/11					
E 350 BlueTEC	155	01/09→12/15					
E 350 CDI	170	01/09→12/15					
E 350 CGI	215	01/09→08/11					
E 500	285	01/09→12/11					
E 500 4-matic	285	01/09→12/11					
E 250 CGI	150	01/09→12/15		Scheibenbremse; 	2	24.3727-0478.2 580478	L= 743
				für Rechtslenker; Scheibenbremse; 	1	24.3727-0479.2 580479	L= 1.660
				für Rechtslenker; Scheibenbremse; 	1	24.3727-0483.2 580483	L= 1.250
				für Linkslenker; Scheibenbremse; 	1	24.3727-0483.2 580483	L= 1.250
				für Linkslenker; Scheibenbremse; 	1	24.3727-0484.2 580484	L= 2.040
E 300 CDI / BlueTEC	170	03/11→12/15		04/11→; Scheibenbremse; 	2	24.3727-0478.2 580478	L= 743
				04/11→; für Rechtslenker; Scheibenbremse; 	1	24.3727-0479.2 580479	L= 1.660
				04/11→; Scheibenbremse; 	1	24.3727-0483.2 580483	L= 1.250
				04/11→; für Linkslenker; Scheibenbremse; 	1	24.3727-0484.2 580484	L= 2.040
E 300 Hybrid / BlueTEC Hybrid	150	12/11→12/16		06/12→; Scheibenbremse; 	2	24.3727-0478.2 580478	L= 743
				06/12→; für Rechtslenker; Scheibenbremse; 	1	24.3727-0479.2 580479	L= 1.660
				06/12→; Scheibenbremse; 	1	24.3727-0483.2 580483	L= 1.250
→							










	kw					! #		
MERCEDES-BENZ - E-KLASSE (W212) 01/09→12/16								
 Seilzug, Feststellbremse								
E 300 Hybrid / BlueTEC Hybrid	150	12/11→12/16		06/12→; für Linkslenker; Scheibenbremse; 	1	24.3727-0484.2	580484	L= 2.040
E 350 CDI 4-matic	170	09/09→08/11		Scheibenbremse; 	2	24.3727-0478.2	580478	L= 743
				für Rechtslenker; Scheibenbremse; 	1	24.3727-0479.2	580479	L= 1.660
				für Linkslenker; Scheibenbremse; 	1	24.3727-0483.2	580483	L= 1.250
				für Linkslenker; Scheibenbremse; 	1	24.3727-0484.2	580484	L= 2.040
E 350 CDI 4-matic	195	03/11→12/15		für Linkslenker; Scheibenbremse; 	2	24.3727-0478.2	580478	L= 743
				für Linkslenker; Scheibenbremse; 	1	24.3727-0483.2	580483	L= 1.250
				für Linkslenker; Scheibenbremse; 	1	24.3727-0484.2	580484	L= 2.040
E 63 AMG E 63 AMG 4-matic	430	02/13→12/16		04/13→; Scheibenbremse; 	2	24.3727-0478.2	580478	L= 743
				04/13→; für Rechtslenker; Scheibenbremse; 	1	24.3727-0479.2	580479	L= 1.660
	430	02/13→12/16		04/13→; Scheibenbremse; 	1	24.3727-0483.2	580483	L= 1.250
				04/13→; für Linkslenker; Scheibenbremse; 	1	24.3727-0484.2	580484	L= 2.040
MERCEDES-BENZ - E-KLASSE Cabriolet (A124) 05/93→03/98								
 Bremsbackensatz, Feststellbremse								
E 200 E 220 E 320 E 36 AMG	100 110 162 200	06/93→03/98 06/93→03/98 06/93→03/98 05/94→03/98	➔			03.0137-0170.2	650170	Ø 164 x 20 + Zub
Zubehörsatz, Feststellbremsbacken								
E 200 E 220 E 320 E 36 AMG	100 110 162 200	06/93→03/98 06/93→03/98 06/93→03/98 05/94→03/98	➔			03.0137-9703.2 03.0137-9704.2	669703 669704	
 Seilzug, Feststellbremse								
E 200 E 220 E 320 E 36 AMG	100 110 162 200	06/93→03/98 06/93→03/98 06/93→03/98 05/94→03/98		Scheibenbremse; 	2	24.3727-0409.2	580409	L= 1.060
MERCEDES-BENZ - E-KLASSE Cabriolet (A207) 01/10→12/16								
 Bremsbackensatz, Feststellbremse								
E 200 E 220 BlueTEC E 250 E 300 E 320 E 350	135 130 155 185 200 200 -	03/13→12/16 05/14→12/16 06/13→12/16 04/11→12/16 07/14→12/16 03/10→12/14	➔			03.0137-4005.2	654005	Ø 164 x 25 + Zub
E 350 BlueTEC/ d E 350 BlueTEC E 350 CDI E 350 CGI E 400 E 500	225 190 185 195 215 245 300	05/14→12/16 06/13→12/16 04/11→12/13 01/10→12/14 06/13→12/16 09/11→12/16						
E 200 CGI E 220 CDI / BlueTEC / d E 220 CDI E 250 CDI / BlueTEC / d E 250 CGI E 350 CDI E 500	135 125 120 150 150 170 285	01/10→12/16 01/10→12/16 02/10→12/16 01/10→12/16 01/10→12/16 01/10→12/11 01/10→12/11	➔	03/10→		03.0137-4005.2	654005	Ø 164 x 25 + Zub
Zubehörsatz, Feststellbremsbacken								
E 200 E 220 BlueTEC E 250 E 300 E 320 E 350	135 130 155 185 200 200 -	03/13→12/16 05/14→12/16 06/13→12/16 04/11→12/16 07/14→12/16 03/10→12/14	➔			03.0137-9703.2 03.0137-9704.2	669703 669704	
E 350 BlueTEC/ d E 350 BlueTEC E 350 CDI E 350 CGI E 400 E 500	225 190 185 195 215 245 300	05/14→12/16 06/13→12/16 04/11→12/13 01/10→12/14 06/13→12/16 09/11→12/16						
E 200 CGI E 220 CDI / BlueTEC / d E 220 CDI →	135 125 120	01/10→12/16 01/10→12/16 02/10→12/16	➔	03/10→		03.0137-9703.2 03.0137-9704.2	669703 669704	










	kw			 	! #		
MERCEDES-BENZ - E-KLASSE Cabriolet (A207) 01/10→12/16							
Zubehörsatz, Feststellbremsbacken							
E 250 CDI / BlueTEC / d	150	01/10→12/16	➔	03/10→		03.0137-9703.2 669703	
E 250 CGI	150	01/10→12/16				03.0137-9704.2 669704	
E 350 CDI	170	01/10→12/11					
E 500	285	01/10→12/11					
 Seilzug, Feststellbremse							
E 200	135	03/13→12/16		für Linkslenker; Scheibenbremse; 	1	24.3727-0465.2 580465	L= 2.057
E 220 BlueTEC	130	05/14→12/16		Scheibenbremse; 	2	24.3727-0467.2 580467	L= 728
E 250	155	06/13→12/16					
E 300	185	04/11→12/16		Scheibenbremse; 	1	24.3727-0470.2 580470	L= 1.152
E 320	200	07/14→12/16					
E 350	200 - 225	03/10→12/14					
E 350 BlueTEC/ d	190	05/14→12/16					
E 350 BlueTEC	185	06/13→12/16					
E 350 CDI	195	04/11→12/13					
E 350 CGI	215	01/10→12/14					
E 400	245	06/13→12/16					
E 500	300	09/11→12/16					
E 200 CGI	135	01/10→12/16		03/10→; für Linkslenker; Scheibenbremse; 	1	24.3727-0465.2 580465	L= 2.057
E 220 CDI / BlueTEC / d	125	01/10→12/16					
E 220 CDI	120	02/10→12/16		03/10→; Scheibenbremse; 	2	24.3727-0467.2 580467	L= 728
E 250 CDI / BlueTEC / d	150	01/10→12/16					
E 250 CGI	150	01/10→12/16		03/10→; Scheibenbremse; 	1	24.3727-0470.2 580470	L= 1.152
E 350 CDI	170	01/10→12/11					
E 500	285	01/10→12/11					
MERCEDES-BENZ - E-KLASSE Coupe (C124) 06/93→06/97							
 Bremsbackensatz, Feststellbremse							
E 200	100	06/93→06/97	➔			03.0137-0170.2 650170	Ø 164 x 20 + Zub
E 220	110	06/93→06/97					
E 320	162	06/93→06/97					
E 36 AMG	200	05/94→06/97					
Zubehörsatz, Feststellbremsbacken							
E 200	100	06/93→06/97	➔			03.0137-9703.2 669703	
E 220	110	06/93→06/97				03.0137-9704.2 669704	
E 320	162	06/93→06/97					
E 36 AMG	200	05/94→06/97					
 Seilzug, Feststellbremse							
E 200	100	06/93→06/97		Scheibenbremse; 	2	24.3727-0409.2 580409	L= 1.060
E 220	110	06/93→06/97					
E 320	162	06/93→06/97					
E 36 AMG	200	05/94→06/97					
MERCEDES-BENZ - E-KLASSE Coupe (C207) 01/09→12/16							
 Bremsbackensatz, Feststellbremse							
E 200	135	06/13→12/16	➔			03.0137-4005.2 654005	Ø 164 x 25 + Zub
E 200 CGI	135	01/10→12/16					
E 220 BlueTEC	130	05/14→12/16					
E 220 CDI / d	125	01/10→12/16					
E 220 CDI	120	02/10→12/14					
E 250	155	06/13→12/16					
E 300	185	04/11→06/16					
E 320	200	07/14→12/16					
E 350	225	04/11→12/14					
E 350 4-matic	225	02/13→12/16					
E 350 BlueTEC / d	190	05/14→12/16					
E 350 BlueTEC	185	06/13→12/16					
E 350 CDI	195	06/11→06/13					
E 400	245	06/13→12/16					
E 500	300	09/11→12/16					
E 250 CDI / BlueTEC / d	150	01/09→12/16	➔	05/09→		03.0137-4005.2 654005	Ø 164 x 25 + Zub
E 250 CGI	150	01/09→12/16					
E 350 CDI	170	01/09→06/11					
E 350 CGI	215	01/09→12/11					
E 500	285	01/09→12/16					
Zubehörsatz, Feststellbremsbacken							
E 200	135	06/13→12/16	➔			03.0137-9703.2 669703	
E 200 CGI	135	01/10→12/16				03.0137-9704.2 669704	
E 220 BlueTEC	130	05/14→12/16					
E 220 CDI / d	125	01/10→12/16					
E 220 CDI	120	02/10→12/14					
E 250	155	06/13→12/16					
E 300	185	04/11→06/16					
E 320	200	07/14→12/16					
E 350	225	04/11→12/14					

	kW					! #			
MERCEDES-BENZ - E-KLASSE Coupe (C207) 01/09→12/16									
Zubehörsatz, Feststellbremsbacken									
E 350 4-matic	225	02/13→12/16	➔				03.0137-9703.2	669703	
E 350 BlueTEC / d	190	05/14→12/16					03.0137-9704.2	669704	
E 350 BlueTEC	185	06/13→12/16							
E 350 CDI	195	06/11→06/13							
E 400	245	06/13→12/16							
E 500	300	09/11→12/16							
E 250 CDI / BlueTEC / d	150	01/09→12/16	➔	05/09→			03.0137-9703.2	669703	
E 250 CGI	150	01/09→12/16					03.0137-9704.2	669704	
E 350 CDI	170	01/09→06/11							
E 350 CGI	215	01/09→12/11							
E 500	285	01/09→12/16							
 Seilzug, Feststellbremse									
E 200	135	06/13→12/16		für Linkslenker; Scheibenbremse; ⬆	1	24.3727-0465.2	580465	L= 2.057	
E 200 CGI	135	01/10→12/16			2	24.3727-0467.2	580467	L= 728	
E 220 BlueTEC	130	05/14→12/16		für Rechtslenker; Scheibenbremse; ⬇	2	24.3727-0467.2	580467	L= 728	
E 220 CDI / d	125	01/10→12/16		für Linkslenker; ⬇	2	24.3727-0467.2	580467	L= 728	
E 220 CDI	120	02/10→12/14			1	24.3727-0470.2	580470	L= 1.152	
E 250	155	06/13→12/16		■					
E 300	185	04/11→06/16							
E 320	200	07/14→12/16							
E 350	225	04/11→12/14							
E 350 4-matic	225	02/13→12/16							
E 350 BlueTEC / d	190	05/14→12/16							
E 350 BlueTEC	185	06/13→12/16							
E 350 CDI	195	06/11→06/13							
E 400	245	06/13→12/16							
E 500	300	09/11→12/16							
E 250 CDI / BlueTEC / d	150	01/09→12/16		05/09→; für Linkslenker; Scheibenbremse; ⬆	1	24.3727-0465.2	580465	L= 2.057	
E 250 CGI	150	01/09→12/16							
E 350 CDI	170	01/09→06/11		05/09→; für Rechtslenker; Scheibenbremse; ⬇	2	24.3727-0467.2	580467	L= 728	
E 350 CGI	215	01/09→12/11							
E 500	285	01/09→12/16		05/09→; für Linkslenker; ⬇	2	24.3727-0467.2	580467	L= 728	
				05/09→; ■	1	24.3727-0470.2	580470	L= 1.152	
MERCEDES-BENZ - E-KLASSE Pritsche/Fahrgestell (VF211) 03/03→07/09									
 Bremsbackensatz, Feststellbremse									
E 220 CDI	110 - 125	10/03→07/09	➔				03.0137-4017.2	654017	Ø 180 x 25 + Zub
E 270 CDI	120 - 130	03/03→07/09							
E 280 CDI	140	08/05→07/09							
Zubehörsatz, Feststellbremsbacken									
E 220 CDI	110 - 125	10/03→07/09	➔				03.0137-9703.2	669703	
E 270 CDI	120 - 130	03/03→07/09					03.0137-9704.2	669704	
E 280 CDI	140	08/05→07/09							
 Seilzug, Feststellbremse									
E 220 CDI	110 - 125	10/03→07/09		□		24.3727-0448.2	580448	L= 1.726	
E 270 CDI	120 - 130	03/03→07/09		□		24.3727-0449.2	580449	L= 1.742	
MERCEDES-BENZ - E-KLASSE T-Model (S210) 06/96→03/03									
 Bremsbackensatz, Feststellbremse									
E 200 T	100	06/96→08/00	➔				03.0137-4012.2	654012	Ø 164 x 25 + Zub
E 200 T Kompressor	120	08/00→03/03							
E 230 T	110	06/96→06/97							
E 240 T	125	08/00→03/03							
E 280 T 4-matic	150	12/96→03/03							
E 300 T Turbo-D	130	12/96→07/99							
E 320 T	165	12/96→03/03							
E 320 T CDI	145	07/99→03/03							
E 420 T	205	06/96→06/97							
E 430 T 4-matic	205	05/99→03/03							
E 200 T Kompressor	137	06/97→03/03	➔	09/97→			03.0137-4012.2	654012	Ø 164 x 25 + Zub
E 240 T	125	06/97→03/03							
E 250 T Turbo-D	110	06/97→07/99							
E 430 T	205	06/97→03/03							
E 55 T AMG	260	08/97→03/03							
E 220 T CDI	100 - 105	05/99→03/03	➔	Radstand [mm]: 3.570			03.0137-0244.2	650244	Ø 164 x 25 + Zub
E 270 T CDI	120 - 125	07/99→03/03	➔	Radstand [mm]: 2.833			03.0137-4012.2	654012	Ø 164 x 25 + Zub
E 290 T Turbo-D	95	06/96→07/99							
➔									




















	kw				! #		
MERCEDES-BENZ - E-KLASSE T-Model (S210) 06/96→03/03							
 Bremsbackensatz, Feststellbremse							
E 220 T CDI	92	06/98→07/99	➔	07/98→; Radstand [mm]: 3.570		03.0137-0244.2 650244	Ø 164 x 25 + Zub
			➔	07/98→; Radstand [mm]: 2.833		03.0137-4012.2 654012	Ø 164 x 25 + Zub
E 250 T D	83	06/96→07/99	➔	Radstand [mm]: 3.570		03.0137-0244.2 650244	Ø 164 x 25 + Zub
			➔	Radstand [mm]: 2.833		03.0137-4012.2 654012	Ø 164 x 25 + Zub
			➔	für Rechtslenker; Radstand [mm]: 2.833		03.0137-4012.2 654012	Ø 164 x 25 + Zub
E 280 T	150	12/96→03/03	➔	Radstand [mm]: 3.570		03.0137-4012.2 654012	Ø 164 x 25 + Zub
E 320 T 4-matic	165	12/96→03/03	➔	06/97→		03.0137-4012.2 654012	Ø 164 x 25 + Zub
Zubehörsatz, Feststellbremsbacken							
E 200 T	100	06/96→08/00				03.0137-9248.2 669248	
E 200 T Kompressor	120	08/00→03/03	➔			03.0137-9703.2 669703	
E 230 T	110	06/96→06/97	➔			03.0137-9704.2 669704	
E 240 T	125	08/00→03/03					
E 280 T 4-matic	150	12/96→03/03					
E 300 T Turbo-D	130	12/96→07/99					
E 320 T	165	12/96→03/03					
E 320 T CDI	145	07/99→03/03					
E 420 T	205	06/96→06/97					
E 430 T 4-matic	205	05/99→03/03					
E 200 T Kompressor	137	06/97→03/03		09/97→		03.0137-9248.2 669248	
E 240 T	125	06/97→03/03	➔	09/97→		03.0137-9703.2 669703	
E 250 T Turbo-D	110	06/97→07/99	➔			03.0137-9704.2 669704	
E 430 T	205	06/97→03/03					
E 55 T AMG	260	08/97→03/03					
E 220 T CDI	100 - 105	05/99→03/03		Radstand [mm]: 2.833		03.0137-9248.2 669248	
E 250 T D	83	06/96→07/99	➔	Radstand [mm]: 2.833		03.0137-9703.2 669703	
E 270 T CDI	120 - 125	07/99→03/03				03.0137-9704.2 669704	
E 290 T Turbo-D	95	06/96→07/99					
E 220 T CDI	92	06/98→07/99		07/98→; Radstand [mm]: 2.833		03.0137-9248.2 669248	
			➔	07/98→; Radstand [mm]: 2.833		03.0137-9703.2 669703	
						03.0137-9704.2 669704	
E 280 T	150	12/96→03/03		Radstand [mm]: 3.570		03.0137-9248.2 669248	
			➔	Radstand [mm]: 3.570		03.0137-9703.2 669703	
						03.0137-9704.2 669704	
E 320 T 4-matic	165	12/96→03/03		06/97→		03.0137-9248.2 669248	
			➔	06/97→		03.0137-9703.2 669703	
						03.0137-9704.2 669704	
 Seilzug, Feststellbremse							
E 200 T	100	06/96→08/00		Scheibenbremse; ☐		24.3727-0424.2 580424	L= 1.058
E 230 T	110	06/96→06/97		Scheibenbremse; ☐		24.3727-0425.2 580425	L= 1.031
E 240 T	125	08/00→03/03					
E 270 T CDI	120 - 125	07/99→03/03		für Linkslenker; Scheibenbremse; ☒	1	24.3727-0426.2 580426	L= 2.613
E 300 T Turbo-D	130	12/96→07/99					
E 320 T	165	12/96→03/03					
E 320 T CDI	145	07/99→03/03					
E 420 T	205	06/96→06/97					
E 430 T 4-matic	205	05/99→03/03					
E 200 T Kompressor	137	06/97→03/03		09/97→; für Linkslenker; Scheibenbremse; ☐		24.3727-0424.2 580424	L= 1.058
E 250 T Turbo-D	110	06/97→07/99		09/97→; für Linkslenker; Scheibenbremse; ☐		24.3727-0425.2 580425	L= 1.031
				09/97→; für Linkslenker; Scheibenbremse; ☒	1	24.3727-0426.2 580426	L= 2.613
E 200 T Kompressor	120	08/00→03/03		für Linkslenker; Scheibenbremse; ☐		24.3727-0424.2 580424	L= 1.058
E 220 T CDI	100 - 105	05/99→03/03		für Linkslenker; Scheibenbremse; ☐		24.3727-0425.2 580425	L= 1.031
E 280 T 4-matic	150	12/96→03/03		für Linkslenker; Scheibenbremse; ☒	1	24.3727-0426.2 580426	L= 2.613
E 220 T CDI	92	06/98→07/99		07/98→; für Linkslenker; Scheibenbremse; ☐		24.3727-0424.2 580424	L= 1.058
				07/98→; für Linkslenker; Scheibenbremse; ☐		24.3727-0425.2 580425	L= 1.031
				07/98→; für Linkslenker; Scheibenbremse; ☒	1	24.3727-0426.2 580426	L= 2.613
E 240 T	125	06/97→03/03		09/97→; Scheibenbremse; ☐		24.3727-0424.2 580424	L= 1.058
E 430 T	205	06/97→03/03		09/97→; Scheibenbremse; ☐		24.3727-0425.2 580425	L= 1.031
E 55 T AMG	260	08/97→03/03		09/97→; für Linkslenker; Scheibenbremse; ☒	1	24.3727-0426.2 580426	L= 2.613
→							
































































	kW					! #		
MERCEDES-BENZ - E-KLASSE T-Model (S210) 06/96→03/03								
 Seilzug, Feststellbremse								
E 250 T D E 290 T Turbo-D	83 95	06/96→07/99 06/96→07/99		für Linkslenker; Radstand [mm]: 2.833; Scheibenbremse; <input type="checkbox"/>			24.3727-0424.2 580424	L= 1.058
				für Linkslenker; Radstand [mm]: 3.570; Scheibenbremse; <input type="checkbox"/>			24.3727-0424.2 580424	L= 1.058
				für Rechtslenker; Scheibenbremse; <input type="checkbox"/>			24.3727-0424.2 580424	L= 1.058
				für Linkslenker; Radstand [mm]: 2.833; Scheibenbremse; <input type="checkbox"/>			24.3727-0425.2 580425	L= 1.031
				für Linkslenker; Radstand [mm]: 3.570; Scheibenbremse; <input type="checkbox"/>			24.3727-0425.2 580425	L= 1.031
				für Rechtslenker; Scheibenbremse; <input type="checkbox"/>			24.3727-0425.2 580425	L= 1.031
				für Linkslenker; Radstand [mm]: 2.833; Scheibenbremse; <input type="checkbox"/>	1		24.3727-0426.2 580426	L= 2.613
E 280 T	150	12/96→03/03		für Linkslenker; Radstand [mm]: 3.570; Scheibenbremse; <input type="checkbox"/>			24.3727-0424.2 580424	L= 1.058
				für Linkslenker; Radstand [mm]: 3.570; Scheibenbremse; <input type="checkbox"/>			24.3727-0425.2 580425	L= 1.031
E 320 T 4-matic	165	12/96→03/03		06/97→; für Linkslenker; Scheiben- bremse; <input type="checkbox"/>			24.3727-0424.2 580424	L= 1.058
				06/97→; für Linkslenker; Scheiben- bremse; <input type="checkbox"/>			24.3727-0425.2 580425	L= 1.031
				06/97→; für Linkslenker; Scheiben- bremse; <input type="checkbox"/>	1		24.3727-0426.2 580426	L= 2.613
MERCEDES-BENZ - E-KLASSE T-Model (S211) 02/03→07/09								
 Bremsbackensatz, Feststellbremse								
350 CGI E 200 CDI E 200 Kompressor E 200 T Kompressor E 220 CDI E 220 T CDI	215 100 135 120 100 110 - 125	05/06→07/09 04/06→07/09 04/06→07/09 03/03→07/09 03/03→07/09 03/03→07/09	➔				03.0137-4017.2 654017	Ø 180 x 25 + Zub
E 230 T E 240 T E 240 T 4-matic E 270 T CDI	150 130 130 120 - 130	05/07→07/09 03/03→07/09 07/03→07/09 03/03→07/09						
E 280 T CDI	130 - 140	05/04→07/09						
E 320 T E 320 T 4-matic E 320 T CDI	165 165 150 - 165	03/03→07/09 07/03→07/09 03/03→07/09						
E 350 T E 350 T 4-matic E 500 T	200 200 225 - 285	03/05→07/09 03/05→07/09 10/03→07/09						
E 500 T 4-matic	225 - 285	10/03→07/09						
E 55 T AMG Kompressor E 63 AMG	350 378	07/03→07/09 03/06→07/09						
E 280 T E 280 T 4-matic E 280 T CDI 4-matic E 320 T CDI 4-matic	170 170 140 165	03/05→07/09 03/05→07/09 03/05→07/09 03/05→07/09	➔	05/05→			03.0137-4017.2 654017	Ø 180 x 25 + Zub
Zubehörsatz, Feststellbremsbacken								
350 CGI E 200 CDI E 200 Kompressor E 200 T Kompressor E 220 CDI E 220 T CDI	215 100 135 120 100 110 - 125	05/06→07/09 04/06→07/09 04/06→07/09 03/03→07/09 03/03→07/09 03/03→07/09	➔				03.0137-9297.2 669297 03.0137-9703.2 669703 03.0137-9704.2 669704	
E 230 T E 240 T E 240 T 4-matic E 270 T CDI	150 130 130 120 - 130	05/07→07/09 03/03→07/09 07/03→07/09 03/03→07/09						
E 280 T CDI	130 - 140	05/04→07/09						
E 320 T E 320 T 4-matic E 320 T CDI	165 165 150 - 165	03/03→07/09 07/03→07/09 03/03→07/09						
E 350 T E 350 T 4-matic ➔	200 200	03/05→07/09 03/05→07/09						













	kW					! #		
MERCEDES-BENZ - E-KLASSE T-Model (S211) 02/03→07/09								
Zubehörsatz, Feststellbremsbacken								
E 500 T	225 - 285	10/03→07/09	➔				03.0137-9297.2 669297	
E 500 T 4-matic	225 - 285	10/03→07/09					03.0137-9703.2 669703	
E 55 T AMG Kompressor	350	07/03→07/09					03.0137-9704.2 669704	
E 63 AMG	378	03/06→07/09						
E 280 T	170	03/05→07/09	➔	05/05→			03.0137-9297.2 669297	
E 280 T 4-matic	170	03/05→07/09					03.0137-9703.2 669703	
E 280 T CDI 4-matic	140	03/05→07/09					03.0137-9704.2 669704	
E 320 T CDI 4-matic	165	03/05→07/09						
 Seilzug, Feststellbremse								
350 CGI	215	05/06→07/09		für Linkslenker; Scheibenbremse; <input type="checkbox"/>	1	24.3727-0447.2 580447	L= 1.952	
E 200 CDI	100	04/06→07/09		Scheibenbremse; <input type="checkbox"/>		24.3727-0448.2 580448	L= 1.726	
E 200 Kompressor	135	04/06→07/09						
E 200 T Kompressor	120	03/03→07/09		Scheibenbremse; <input type="checkbox"/>		24.3727-0449.2 580449	L= 1.742	
E 220 CDI	100	03/03→07/09						
E 220 T CDI	110 - 125	03/03→07/09						
E 230 T	150	05/07→07/09						
E 240 T	130	03/03→07/09						
E 240 T 4-matic	130	07/03→07/09						
E 270 T CDI	120 - 130	03/03→07/09						
E 280 T CDI	130	05/04→07/09						
E 320 T	165	03/03→07/09						
E 320 T 4-matic	165	07/03→07/09						
E 320 T CDI	150	03/03→07/09						
E 350 T	200	03/05→07/09						
E 350 T 4-matic	200	03/05→07/09						
E 500 T	225 - 285	10/03→07/09						
E 500 T 4-matic	225 - 285	10/03→07/09						
E 55 T AMG Kompressor	350	07/03→07/09						
E 63 AMG	378	03/06→07/09						
E 280 T	170	03/05→07/09		05/05→; für Linkslenker; Scheibenbremse; <input type="checkbox"/>	1	24.3727-0447.2 580447	L= 1.952	
E 280 T 4-matic	170	03/05→07/09						
E 320 T CDI 4-matic	165	03/05→07/09		05/05→; Scheibenbremse; <input type="checkbox"/>		24.3727-0448.2 580448	L= 1.726	
				05/05→; Scheibenbremse; <input type="checkbox"/>		24.3727-0449.2 580449	L= 1.742	
MERCEDES-BENZ - E-KLASSE T-Model (S212) 08/09→12/16								
 Bremsbackensatz, Feststellbremse								
E 200	135	11/12→12/16	➔	03/13→		03.0137-4007.2 654007	∅ 180 x 25 - HEB / + Zub	
E 250	155	11/12→12/16						
E 200 CDI / BlueTEC	100	11/09→12/16	➔			03.0137-4007.2 654007	∅ 180 x 25 - HEB / + Zub	
E 200 CGI	135	11/09→12/16						
E 220 BlueTEC	130	05/15→12/16						
E 220 BlueTEC 4-matic	125	12/14→12/16						
E 220 CDI / BlueTEC	125	11/09→12/16						
E 250 CDI / BlueTEC	150	11/09→12/16						
E 250 CDI / BlueTEC 4-matic	150	07/10→12/16						
E 250 CGI	150	11/09→12/13						
E 300	170 - 185	11/09→12/16						
E 300 4-matic	185	07/11→12/16						
E 300 CDI / BlueTEC	170	11/09→12/16						
E 350	225	09/11→12/14						
E 350 4-matic	200 - 225	11/09→12/16						
E 350 BlueTEC	155 - 190	11/09→12/16						
E 350 BlueTEC 4-matic	190	07/14→12/16						
E 350 CDI	170 - 195	11/09→12/13						
E 350 CDI 4-matic	170 - 195	11/09→12/13						
E 350 CGI	215	11/09→12/11						
E 400	245	01/13→12/16						
E 400 4-matic	245	01/13→12/16						
E 500	285 - 300	11/09→12/16						
E 500 4-matic	300	09/11→12/16						
E 63 AMG	386 - 410	02/11→12/16						
E 63 AMG 4-matic	410	02/11→12/16						
E 220 CDI	120	08/09→08/14	➔	11/09→		03.0137-4007.2 654007	∅ 180 x 25 - HEB / + Zub	
E 350	200	08/09→12/11						




































	kW			 	! #		
MERCEDES-BENZ - E-KLASSE T-Model (S212) 08/09→12/16							
 Bremsbackensatz, Feststellbremse							
E 63 AMG	386	08/09→12/11	➔	11/09→		03.0137-4007.2 654007	Ø 180 x 25 - HEB / + Zub
E 300 Hybrid / BlueTEC Hybrid	150	12/11→12/16	➔	06/12→		03.0137-4007.2 654007	Ø 180 x 25 - HEB / + Zub
E 350 BlueTEC E 350 BlueTEC 4-matic	185 185	11/12→12/16 11/12→12/16	➔	01/13→		03.0137-4007.2 654007	Ø 180 x 25 - HEB / + Zub
E 63 AMG E 63 AMG 4-matic	430 430	02/13→12/16 02/13→12/16	➔	04/13→		03.0137-4007.2 654007	Ø 180 x 25 - HEB / + Zub
Zubehörsatz, Feststellbremsbacken							
E 200 E 250	135 155	11/12→12/16 11/12→12/16	➔	03/13→		03.0137-9703.2 669703 03.0137-9704.2 669704	
E 200 CDI / BlueTEC E 200 CGI E 220 BlueTEC E 220 BlueTEC 4-matic E 220 CDI / BlueTEC E 250 CDI / BlueTEC E 250 CDI / BlueTEC 4-matic E 250 CGI E 300 E 300 4-matic E 300 CDI / BlueTEC E 300 CDI E 350 E 350 4-matic E 350 BlueTEC E 350 BlueTEC 4-matic E 350 CDI E 350 CDI 4-matic E 350 CGI E 400 E 400 4-matic E 500 E 500 4-matic E 63 AMG E 63 AMG 4-matic	100 135 130 125 125 150 150 150 170 - 185 185 170 150 225 200 - 225 155 - 190 190 170 - 195 170 - 195 215 245 245 285 - 300 300 386 - 410 410	11/09→12/16 11/09→12/16 05/15→12/16 12/14→12/16 11/09→12/16 11/09→12/16 07/10→12/16 11/09→12/13 11/09→12/16 07/11→12/16 11/09→12/16 12/09→12/10 09/11→12/14 11/09→12/16 11/09→12/16 07/14→12/16 11/09→12/13 11/09→12/13 11/09→12/11 01/13→12/16 01/13→12/16 11/09→12/16 09/11→12/16 02/11→12/16 02/11→12/16	➔			03.0137-9703.2 669703 03.0137-9704.2 669704	
E 220 CDI E 350 E 63 AMG	120 200 386	08/09→08/14 08/09→12/11 08/09→12/11	➔	11/09→		03.0137-9703.2 669703 03.0137-9704.2 669704	
E 300 Hybrid / BlueTEC Hybrid	150	12/11→12/16	➔	06/12→		03.0137-9703.2 669703 03.0137-9704.2 669704	
E 350 BlueTEC E 350 BlueTEC 4-matic	185 185	11/12→12/16 11/12→12/16	➔	01/13→		03.0137-9703.2 669703 03.0137-9704.2 669704	
E 63 AMG E 63 AMG 4-matic	430 430	02/13→12/16 02/13→12/16	➔	04/13→		03.0137-9703.2 669703 03.0137-9704.2 669704	
 Seilzug, Feststellbremse							
E 200 E 250	135 155	11/12→12/16 11/12→12/16		03/13→; Scheibenbremse; 	2	24.3727-0478.2 580478	L= 743
				03/13→; für Rechtslenker; Scheibenbremse; 	1	24.3727-0479.2 580479	L= 1.660
				03/13→; für Rechtslenker; Scheibenbremse; 	1	24.3727-0483.2 580483	L= 1.250
				03/13→; für Linkslenker; 	1	24.3727-0483.2 580483	L= 1.250
				03/13→; für Linkslenker; 	1	24.3727-0484.2 580484	L= 2.040
E 200 CDI / BlueTEC E 200 CGI E 220 BlueTEC 4-matic E 220 CDI / BlueTEC E 250 CDI / BlueTEC E 250 CDI / BlueTEC 4-matic E 250 CGI E 300 E 300 4-matic E 300 CDI / BlueTEC E 350 E 350 4-matic	100 135 125 125 150 150 150 170 - 185 185 170 225 200 - 225	11/09→12/16 11/09→12/16 12/14→12/16 11/09→12/16 11/09→12/16 07/10→12/16 11/09→12/13 11/09→12/16 07/11→12/16 11/09→12/16 09/11→12/14 11/09→12/16		Scheibenbremse; 	2	24.3727-0478.2 580478	L= 743
				für Rechtslenker; Scheibenbremse; 	1	24.3727-0479.2 580479	L= 1.660
				für Rechtslenker; Scheibenbremse; 	1	24.3727-0483.2 580483	L= 1.250
				für Linkslenker; 	1	24.3727-0483.2 580483	L= 1.250
				für Linkslenker; 	1	24.3727-0484.2 580484	L= 2.040
➔							











	kw			 	! #		
MERCEDES-BENZ - E-KLASSE T-Model (S212) 08/09→12/16							
 Seilzug, Feststellbremse							
E 350 BlueTEC	155 - 190	11/09→12/16		Scheibenbremse; 	2	24.3727-0478.2 580478	L= 743
E 350 BlueTEC 4-matic	190	07/14→12/16		für Rechtslenker; Scheibenbremse; 	1	24.3727-0479.2 580479	L= 1.660
E 350 CDI	170 - 195	11/09→12/13		für Rechtslenker; Scheibenbremse; 	1	24.3727-0483.2 580483	L= 1.250
E 350 CDI 4-matic	170 - 195	11/09→12/13		für Linkslenker; 	1	24.3727-0483.2 580483	L= 1.250
E 350 CDI 4-matic	195	11/09→12/13		für Linkslenker; 	1	24.3727-0484.2 580484	L= 2.040
E 350 CGI	215	11/09→12/11					
E 400	245	01/13→12/16					
E 400 4-matic	245	01/13→12/16					
E 500	285 - 300	11/09→12/16					
E 500 4-matic	300	09/11→12/16					
E 63 AMG	386 - 410	02/11→12/16					
E 63 AMG 4-matic	410	02/11→12/16					
E 220 BlueTEC	130	05/15→12/16		Scheibenbremse; 	2	24.3727-0478.2 580478	L= 743
				für Rechtslenker; Scheibenbremse; 	2	24.3727-0478.2 580478	L= 743
				für Rechtslenker; Scheibenbremse; 	1	24.3727-0479.2 580479	L= 1.660
				für Rechtslenker; Scheibenbremse; 	1	24.3727-0483.2 580483	L= 1.250
					1	24.3727-0483.2 580483	L= 1.250
					1	24.3727-0484.2 580484	L= 2.040
E 220 CDI	120	08/09→08/14		11/09→; Scheibenbremse; 	2	24.3727-0478.2 580478	L= 743
E 350	200	08/09→12/11		11/09→; für Rechtslenker; Scheibenbremse; 	1	24.3727-0479.2 580479	L= 1.660
E 63 AMG	386	08/09→12/11		11/09→; für Rechtslenker; Scheibenbremse; 	1	24.3727-0483.2 580483	L= 1.250
				11/09→; für Linkslenker; 	1	24.3727-0483.2 580483	L= 1.250
				11/09→; für Linkslenker; 	1	24.3727-0484.2 580484	L= 2.040
E 300 Hybrid / BlueTEC Hybrid	150	12/11→12/16		06/12→; Scheibenbremse; 	2	24.3727-0478.2 580478	L= 743
				06/12→; für Rechtslenker; Scheibenbremse; 	1	24.3727-0479.2 580479	L= 1.660
				06/12→; für Rechtslenker; Scheibenbremse; 	1	24.3727-0483.2 580483	L= 1.250
				06/12→; für Linkslenker; 	1	24.3727-0483.2 580483	L= 1.250
				06/12→; für Linkslenker; 	1	24.3727-0484.2 580484	L= 2.040
E 350 BlueTEC	185	11/12→12/16		01/13→; Scheibenbremse; 	2	24.3727-0478.2 580478	L= 743
E 350 BlueTEC 4-matic	185	11/12→12/16		01/13→; für Rechtslenker; Scheibenbremse; 	1	24.3727-0479.2 580479	L= 1.660
				01/13→; für Rechtslenker; Scheibenbremse; 	1	24.3727-0483.2 580483	L= 1.250
				01/13→; für Linkslenker; 	1	24.3727-0483.2 580483	L= 1.250
				01/13→; für Linkslenker; 	1	24.3727-0484.2 580484	L= 2.040
E 63 AMG	430	02/13→12/16		04/13→; Scheibenbremse; 	2	24.3727-0478.2 580478	L= 743
E 63 AMG 4-matic	430	02/13→12/16		04/13→; für Rechtslenker; Scheibenbremse; 	1	24.3727-0479.2 580479	L= 1.660
				04/13→; für Rechtslenker; Scheibenbremse; 	1	24.3727-0483.2 580483	L= 1.250
				04/13→; für Linkslenker; 	1	24.3727-0483.2 580483	L= 1.250
				04/13→; für Linkslenker; 	1	24.3727-0484.2 580484	L= 2.040
MERCEDES-BENZ - EQV (W447) 06/20→							
 Bremsbackensatz, Feststellbremse							
EQV 250	150	11/21→				03.0137-4009.2 654009	Ø 186 x 20 - HEB / + Zub
EQV 300	150	06/20→					
Zubehörsatz, Feststellbremsbacken							
EQV 250	150	11/21→				03.0137-9703.2 669703	
EQV 300	150	06/20→				03.0137-9704.2 669704	
MERCEDES-BENZ - eSPRINTER Kasten (B910) 02/20→							
 Bremsbackensatz, Feststellbremse							
Electric	85	02/20→		- eFSB		03.0137-4003.2 654003	Ø 180 x 25 + Zub
Zubehörsatz, Feststellbremsbacken							
Electric	85	02/20→		- eFSB		03.0137-9700.2 669700	
						03.0137-9704.2 669704	










	kw					! #		
MERCEDES-BENZ - eVITO Kasten (W447) 03/19→								
 Bremsbackensatz, Feststellbremse								
Electric	85	03/19→	→				03.0137-4009.2 654009	Ø 186 x 20 - HEB / + Zub
Zubehörsatz, Feststellbremsbacken								
Electric	85	03/19→	→				03.0137-9703.2 669703 03.0137-9704.2 669704	
MERCEDES-BENZ - eVITO Tourer (W447) 04/19→								
 Bremsbackensatz, Feststellbremse								
Electric	85 - 150	04/19→	→				03.0137-4009.2 654009	Ø 186 x 20 - HEB / + Zub
Zubehörsatz, Feststellbremsbacken								
Electric	85 - 150	04/19→	→				03.0137-9703.2 669703 03.0137-9704.2 669704	
MERCEDES-BENZ - G-KLASSE (W461) 09/89→								
 Radbremszylinder								
230 GE 290 GD/G 290 D G 290 TD	92 70 88	06/93→07/00 06/93→07/00 07/97→	→		2		24.3217-1109.3 020173	GG
G 300 CDI	135	04/10→	→		2		24.3217-1109.3 020173 24.3222-1732.3 020537	GG GG
 Bremstrommel								
230 GE 290 GD/G 290 D G 290 TD	92 70 88	06/93→07/00 06/93→07/00 07/97→	→				24.0226-0001.1 480050	Ø 300 x 64 / 261,5
 Bremsbackensatz, Feststellbremse								
G 270 CDI G 280 CDI	115 135	01/03→ 04/09→	→				03.0137-4001.2 654001	Ø 160 x 40 + Zub
Zubehörsatz, Feststellbremsbacken								
G 270 CDI G 280 CDI	115 135	01/03→ 04/09→	→				03.0137-9700.2 669700 03.0137-9704.2 669704	
 Seilzug, Feststellbremse								
G 270 CDI	115	01/03→		<input type="checkbox"/>			24.3727-0476.2 580476	L= 2.230
				<input type="checkbox"/>			24.3727-0477.2 580477	L= 2.374
G 280 CDI G 300 CDI	135 135	04/09→ 04/10→		nicht für erhöhte Nutzlast; Scheibenbremse; <input type="checkbox"/>			24.3727-0476.2 580476	L= 2.230
				nicht für erhöhte Nutzlast; Scheibenbremse; <input type="checkbox"/>			24.3727-0477.2 580477	L= 2.374
MERCEDES-BENZ - G-KLASSE (W463) 09/89→								
 Radbremszylinder								
300 GE G 270 CDI G 300 TD G 320 G 36 AMG G 400 CDI G 500 G 55 AMG	128 115 130 155 - 158 200 184 218 260 - 373	06/90→08/97 10/01→07/03 08/96→07/00 09/94→08/04 01/95→07/98 12/00→07/06 04/98→ 04/99→	→		2		24.3217-1109.3 020173	GG
 Bremstrommel								
300 GE G 270 CDI G 300 TD G 320 G 36 AMG G 400 CDI G 500 G 55 AMG	128 115 130 155 - 158 200 184 218 260 - 373	06/90→08/97 10/01→07/03 08/96→07/00 09/94→08/04 01/95→07/98 12/00→07/06 04/98→ 04/99→	→				24.0226-0001.1 480050	Ø 300 x 64 / 261,5
 Bremsbackensatz, Feststellbremse								
AMG G 63	420	06/15→	→				03.0137-4001.2 654001	Ø 160 x 40 + Zub



























	kW			 	! #		
MERCEDES-BENZ - G-KLASSE (W463) 09/89→							
 Bremsbackensatz, Feststellbremse							
AMG G 65 G 320 CDI G 350 CDI G 350 d G 400 CDI G 500	463 165 165 180 184 218 -	06/15→ 09/06→ 06/09→12/11 06/15→ 12/00→07/06 04/98→	➔			03.0137-4001.2 654001	Ø 160 x 40 + Zub
G 55 AMG G 65 AMG	310 260 - 373 450	04/99→ 05/12→	➔	06/12→		03.0137-4001.2 654001	Ø 160 x 40 + Zub
Zubehörsatz, Feststellbremsbacken							
G 320 CDI G 350 CDI G 350 d G 400 CDI G 500	165 165 180 184 218 -	09/06→ 06/09→12/11 06/15→ 12/00→07/06 04/98→	➔			03.0137-9700.2 669700 03.0137-9704.2 669704	
G 55 AMG G 65 AMG	285 260 - 373 450	04/99→ 05/12→	➔	06/12→		03.0137-9700.2 669700 03.0137-9704.2 669704	
 Seilzug, Feststellbremse							
AMG G 63 AMG G 65	420 463	06/15→ 06/15→		<input type="checkbox"/>		24.3727-0476.2 580476	L= 2.230
				<input type="checkbox"/>		24.3727-0477.2 580477	L= 2.374
G 320 CDI G 350 CDI G 500	165 155 285	09/06→ 07/11→ 05/08→		Scheibenbremse; <input type="checkbox"/>		24.3727-0476.2 580476 24.3727-0477.2 580477	L= 2.230 L= 2.374
G 350 CDI G 350 d	165 180	06/09→12/11 06/15→		Komponentennummer: 504028/02; <input type="checkbox"/>		24.3727-0476.2 580476 24.3727-0477.2 580477	L= 2.230 L= 2.374
G 500	310	06/15→		nicht für zul. Gesamtgewicht [kg]: 3.490; <input type="checkbox"/>		24.3727-0476.2 580476	L= 2.230
				nicht für zul. Gesamtgewicht [kg]: 3.490; <input type="checkbox"/>		24.3727-0477.2 580477	L= 2.374
G 63 AMG G 65 AMG	400 450	05/12→ 05/12→		06/12→; Scheibenbremse; <input type="checkbox"/>		24.3727-0476.2 580476 24.3727-0477.2 580477	L= 2.230 L= 2.374
MERCEDES-BENZ - G-KLASSE Cabrio (W463) 09/89→							
 Radbremszylinder							
300 GE 320 GE 350 G Turbo-D G 300 TD G 320 G 400 CDI G 500	125 155 100 130 158 184 218 -	09/89→09/97 09/94→11/97 09/91→09/97 09/96→07/00 11/97→08/04 12/00→ 04/98→	➔		2	24.3217-1109.3 020173	GG
 Bremstrommel							
300 GE 320 GE 350 G Turbo-D G 300 TD G 320 G 400 CDI G 500	125 155 100 130 158 184 218 -	09/89→09/97 09/94→11/97 09/91→09/97 09/96→07/00 11/97→08/04 12/00→ 04/98→	➔			24.0226-0001.1 480050	Ø 300 x 64 / 261,5
 Bremsbackensatz, Feststellbremse							
G 300 TD G 350 CDI G 400 CDI G 500	130 165 184 218 -	09/96→07/00 06/09→12/11 12/00→ 04/98→	➔			03.0137-4001.2 654001	Ø 160 x 40 + Zub
Zubehörsatz, Feststellbremsbacken							
G 300 TD G 350 CDI G 400 CDI G 500	130 165 184 218 -	09/96→07/00 06/09→12/11 12/00→ 04/98→	➔			03.0137-9700.2 669700 03.0137-9704.2 669704	
→							













































	kW					! #		
MERCEDES-BENZ - G-KLASSE Cabrio (W463) 09/89→								
 Seilzug, Feststellbremse								
G 350 CDI	165	06/09→12/11		Komponentennummer: 504028/02; 		24.3727-0476.2 580476	L= 2.230	
				Komponentennummer: 504028/02; 		24.3727-0477.2 580477	L= 2.374	
MERCEDES-BENZ - GLK-KLASSE (X204) 06/08→12/15								
 Bremsbackensatz, Feststellbremse								
200 200 CDI	135 100 - 105	08/13→06/15 07/10→06/15	➡			03.0137-4007.2 654007	Ø 180 x 25 - HEB / + Zub	
250 250 4-matic 250 CDI 4-matic 300 4-matic	155 155 150	08/13→06/15 08/13→06/15 09/09→06/15						
350 350 CDI 4-matic	170 - 185 200 165 - 195	07/09→12/15 04/09→06/15 07/09→06/15						
220 CDI 220 CDI 4-matic	120 - 125 120 - 125	12/08→06/15 12/08→06/15	➡	04/09→		03.0137-4007.2 654007	Ø 180 x 25 - HEB / + Zub	
280 4-matic 320 CDI 4-matic 350 4-matic	170 165 200 - 225	06/08→06/09 06/08→06/15 06/08→06/15	➡	09/08→		03.0137-4007.2 654007	Ø 180 x 25 - HEB / + Zub	
Zubehörsatz, Feststellbremsbacken								
200 200 CDI	135 100 - 105	08/13→06/15 07/10→06/15	➡			03.0137-9703.2 669703 03.0137-9704.2 669704		
250 250 4-matic 250 CDI 4-matic 300 4-matic	155 155 150	08/13→06/15 08/13→06/15 09/09→06/15						
350 350 CDI 4-matic	170 - 185 200 165 - 195	07/09→12/15 04/09→06/15 07/09→06/15						
220 CDI 220 CDI 4-matic	120 - 125 120 - 125	12/08→06/15 12/08→06/15	➡	04/09→		03.0137-9703.2 669703 03.0137-9704.2 669704		
280 4-matic 320 CDI 4-matic 350 4-matic	170 165 200 - 225	06/08→06/09 06/08→06/15 06/08→06/15	➡	09/08→		03.0137-9703.2 669703 03.0137-9704.2 669704		
 Seilzug, Feststellbremse								
200 200 CDI	135 100 - 105	08/13→06/15 07/10→06/15		für Linkslenker; Scheibenbremse; 	1	24.3727-0480.2 580480	L= 2.057	
				für Linkslenker; Scheibenbremse; 	1	24.3727-0481.2 580481	L= 1.140	
250 250 4-matic 250 CDI 4-matic 300 4-matic	155 155 150	08/13→06/15 08/13→06/15 09/09→06/15		für Linkslenker; Scheibenbremse; 	2	24.3727-0482.2 580482	L= 744	
350 350 CDI 4-matic	170 - 185 200 165 - 195	07/09→12/15 04/09→06/15 07/09→06/15						
220 CDI 220 CDI 4-matic	120 - 125 120 - 125	12/08→06/15 12/08→06/15		04/09→; für Linkslenker; Scheibenbremse; 	1	24.3727-0480.2 580480	L= 2.057	
				04/09→; für Linkslenker; Scheibenbremse; 	1	24.3727-0481.2 580481	L= 1.140	
				04/09→; für Linkslenker; Scheibenbremse; 	2	24.3727-0482.2 580482	L= 744	
280 4-matic 320 CDI 4-matic 350 4-matic	170 165 200 - 225	06/08→06/09 06/08→06/15 06/08→06/15		09/08→; für Linkslenker; Scheibenbremse; 	1	24.3727-0480.2 580480	L= 2.057	
				09/08→; für Linkslenker; Scheibenbremse; 	1	24.3727-0481.2 580481	L= 1.140	
				09/08→; für Linkslenker; Scheibenbremse; 	2	24.3727-0482.2 580482	L= 744	
MERCEDES-BENZ - GL-KLASSE (X164) 09/06→12/12								
 Bremsbackensatz, Feststellbremse								
GL 320 CDI / 350 BlueTEC 4-matic GL 350 CDI 4-matic	155 165 - 195	12/09→08/12 05/09→08/12	➡	→ 06/12		03.0137-0451.2 650451	Ø 210 x 30	



















	kw			 	! #		
MERCEDES-BENZ - GL-KLASSE (X164) 09/06→12/12							
 Bremsbackensatz, Feststellbremse							
GL 450 4-matic GL 450 CDI 4-matic GL 500 4-matic	250 225 285	09/06→08/12 05/09→08/12 09/06→12/12	➡	→ 06/12		03.0137-0451.2 650451	Ø 210 x 30
GL 320 CDI 4-matic GL 420 CDI 4-matic	160 - 165 225	09/06→12/09 09/06→05/09	➡			03.0137-0451.2 650451	Ø 210 x 30
Zubehörsatz, Feststellbremsbacken							
GL 320 CDI / 350 BlueTEC 4-matic GL 350 CDI 4-matic	155 165 - 195	12/09→08/12 05/09→08/12	➡	→ 06/12		03.0137-9288.2 669288	
GL 450 4-matic GL 450 CDI 4-matic GL 500 4-matic	250 225 285	09/06→08/12 05/09→08/12 09/06→12/12					
GL 320 CDI 4-matic GL 420 CDI 4-matic	160 - 165 225	09/06→12/09 09/06→05/09	➡			03.0137-9288.2 669288	
MERCEDES-BENZ - MARCO POLO Camper (W447) 03/15→							
 Bremsbackensatz, Feststellbremse							
160 CDI 170 CDI 180 CDI 200 CDI 200 CDI 4-matic 220 CDI 220 CDI 4-matic 250 CDI 250 CDI 4-matic 300 CDI 300 CDI 4-matic	65 75 84 100 100 120 120 140 140 174 - 176 174 - 176	03/15→ 06/20→ 03/15→ 03/15→ 03/15→ 03/15→ 03/15→ 03/15→ 03/15→ 03/19→ 03/19→ 03/19→ 03/19→	➡			03.0137-4009.2 654009	Ø 186 x 20 - HEB / + Zub
Zubehörsatz, Feststellbremsbacken							
160 CDI 170 CDI 180 CDI 200 CDI 200 CDI 4-matic 220 CDI 220 CDI 4-matic 250 CDI 250 CDI 4-matic 300 CDI 300 CDI 4-matic	65 75 84 100 100 120 120 140 140 174 - 176 174 - 176	03/15→ 06/20→ 03/15→ 03/15→ 03/15→ 03/15→ 03/15→ 03/15→ 03/15→ 03/19→ 03/19→ 03/19→ 03/19→	➡			03.0137-9703.2 669703 03.0137-9704.2 669704	
MERCEDES-BENZ - M-KLASSE (W163) 02/98→07/05							
 Bremsbackensatz, Feststellbremse							
ML 230 ML 320	110 160	02/98→06/05 02/98→08/02	➡	03/98→		03.0137-4014.2 654014	Ø 183 x 31 + Zub
ML 270 CDI ML 350 ML 400 CDI ML 500 ML 55 AMG	120 173 184 215 255	12/99→06/05 02/03→06/05 09/01→06/05 09/01→06/05 02/00→06/05	➡			03.0137-4014.2 654014	Ø 183 x 31 + Zub
ML 350 ML 430	180 200	08/02→06/05 02/98→06/05	➡	09/02→ 09/98→		03.0137-4014.2 654014 03.0137-4014.2 654014	Ø 183 x 31 + Zub Ø 183 x 31 + Zub
Zubehörsatz, Feststellbremsbacken							
ML 230 ML 320	110 160	02/98→06/05 02/98→08/02	➡	03/98→		03.0137-9269.2 669269	
ML 270 CDI ML 350 ML 400 CDI ML 500 ML 55 AMG	120 173 184 215 255	12/99→06/05 02/03→06/05 09/01→06/05 09/01→06/05 02/00→06/05	➡			03.0137-9269.2 669269	
ML 350 ML 430	180 200	08/02→06/05 02/98→06/05	➡	09/02→ 09/98→		03.0137-9269.2 669269 03.0137-9269.2 669269	
 Seilzug, Feststellbremse							
ML 230 ML 320	110 160	02/98→06/05 02/98→08/02		03/98→; Scheibenbremse; <input type="checkbox"/>		24.3727-0432.2 580432	L= 2.025
				03/98→; Scheibenbremse; <input type="checkbox"/>		24.3727-0437.2 580437	L= 1.932
→							











	kw			 	! #		
MERCEDES-BENZ - M-KLASSE (W163) 02/98→07/05							
 Seilzug, Feststellbremse							
ML 270 CDI	120	12/99→06/05		Scheibenbremse; <input type="checkbox"/>		24.3727-0432.2 580432	L= 2.025
ML 350	173	02/03→06/05		Scheibenbremse; <input type="checkbox"/>		24.3727-0437.2 580437	L= 1.932
ML 400 CDI	184	09/01→06/05					
ML 500	215	09/01→06/05					
ML 55 AMG	255	02/00→06/05					
ML 350	180	08/02→06/05		09/02→; Scheibenbremse; <input type="checkbox"/>		24.3727-0432.2 580432	L= 2.025
				09/02→; Scheibenbremse; <input type="checkbox"/>		24.3727-0437.2 580437	L= 1.932
ML 430	200	02/98→06/05		09/98→; Scheibenbremse; <input type="checkbox"/>		24.3727-0432.2 580432	L= 2.025
				09/98→; Scheibenbremse; <input type="checkbox"/>		24.3727-0437.2 580437	L= 1.932
MERCEDES-BENZ - M-KLASSE (W164) 02/05→12/12							
 Bremsbackensatz, Feststellbremse							
ML 280 CDI 4-matic	140	07/05→07/09	➔			03.0137-0451.2 650451	Ø 210 x 30
ML 320 CDI 4-matic	155 - 165	07/05→07/11					
ML 350 CDI 4-matic	157	09/09→12/10					
ML 63 AMG 4-matic	375	09/06→12/11					
ML 300 4-matic	170	03/10→12/11	➔	→ 05/11		03.0137-0451.2 650451	Ø 210 x 30
ML 300 CDI 4-matic	140 - 150	07/09→12/11					
ML 350 4-matic	200	02/05→12/11					
ML 350 CDI 4-matic	155 - 170	07/09→12/11					
ML 450 CDI 4-matic	225	09/09→12/11					
ML 500 4-matic	225 - 285	07/05→12/11					
ML 63 AMG 4-matic	375	01/06→12/11					
ML 420 CDI 4-matic	225	02/06→09/09	➔	04/06→		03.0137-0451.2 650451	Ø 210 x 30
Zubehörsatz, Feststellbremsbacken							
ML 280 CDI 4-matic	140	07/05→07/09	➔			03.0137-9288.2 669288	
ML 320 CDI 4-matic	155 - 165	07/05→07/11					
ML 350 CDI 4-matic	157	09/09→12/10					
ML 63 AMG 4-matic	375	09/06→12/11					
ML 300 4-matic	170	03/10→12/11	➔	→ 05/11		03.0137-9288.2 669288	
ML 300 CDI 4-matic	140 - 150	07/09→12/11					
ML 350 4-matic	200	02/05→12/11					
ML 350 CDI 4-matic	155 - 170	07/09→12/11					
ML 450 CDI 4-matic	225	09/09→12/11					
ML 500 4-matic	225 - 285	07/05→12/11					
ML 63 AMG 4-matic	375	01/06→12/11					
ML 420 CDI 4-matic	225	02/06→09/09	➔	04/06→		03.0137-9288.2 669288	
MERCEDES-BENZ - R-KLASSE (W251, V251) 08/05→10/17							
 Bremsbackensatz, Feststellbremse							
R 280	170	01/07→12/14	➔			03.0137-0451.2 650451	Ø 210 x 30
R 280 CDI	140	05/06→12/12					
R 280 CDI 4-matic	140	05/06→12/12					
R 300	170	07/09→12/14					
R 300 CDI	140	07/09→12/12					
R 300 CDI 4-matic	140	07/09→12/12					
R 320 CDI 4-matic	155 - 165	01/06→12/12					
R 350	200	01/07→12/12					
R 350 4-matic	200	08/05→12/12					
R 350 CDI 4-matic	165 - 195	07/09→12/14					
R 350 CGI 4-matic	225	10/11→12/14					
R 500 4-matic	225 - 285	08/05→12/14					
R 63 AMG 4-matic	375	02/06→12/10					
R 350 CDI 4-matic	155	01/06→12/14	➔	05/09→		03.0137-0451.2 650451	Ø 210 x 30
Zubehörsatz, Feststellbremsbacken							
R 280	170	01/07→12/14	➔			03.0137-9288.2 669288	
R 280 CDI	140	05/06→12/12					
R 280 CDI 4-matic	140	05/06→12/12					
R 300	170	07/09→12/14					
R 300 CDI	140	07/09→12/12					
R 300 CDI 4-matic	140	07/09→12/12					
R 320 CDI 4-matic	155 - 165	01/06→12/12					
R 350	200	01/07→12/12					












	kw			 	! #			
MERCEDES-BENZ - R-KLASSE (W251, V251) 08/05→10/17								
Zubehörsatz, Feststellbremsbacken								
R 350 4-matic	200	08/05→12/12	➡			03.0137-9288.2	669288	
R 350 CDI 4-matic	165 - 195	07/09→12/14						
R 350 CGI 4-matic	225	10/11→12/14						
R 500 4-matic	225 - 285	08/05→12/14						
R 63 AMG 4-matic	375	02/06→12/10						
R 350 CDI 4-matic	155	01/06→12/14	➡	05/09→		03.0137-9288.2	669288	
MERCEDES-BENZ - S-KLASSE (W140) 02/91→10/98								
 Bremsbackensatz, Feststellbremse								
300 SE	170	03/91→10/98	➡	04/91→ 06/93		03.0137-0244.2	650244	Ø 164 x 25 + Zub
SEL/S320	170	03/91→10/98						
400 SE	210	02/91→10/98	➡	07/93→		03.0137-0244.2	650244	Ø 164 x 25 + Zub
SEL/S420	210	02/91→10/98						
500 SE	240	02/91→10/98						
SEL	240	02/91→10/98						
300 SE 2.8	145	01/93→10/98	➡	→ 06/93		03.0137-0244.2	650244	Ø 164 x 25 + Zub
S 280	142	02/93→10/98						
			➡	07/93→		03.0137-0244.2	650244	Ø 164 x 25 + Zub
S 300 Turbo-D	130	05/96→10/98	➡			03.0137-0244.2	650244	Ø 164 x 25 + Zub
S 350 Turbo-D	110	01/93→10/98	➡	07/93→ 06/96		03.0137-0244.2	650244	Ø 164 x 25 + Zub
			➡	03/93→ 06/93		03.0137-0244.2	650244	Ø 164 x 25 + Zub
S 420	205	01/93→10/98	➡	07/93→		03.0137-0244.2	650244	Ø 164 x 25 + Zub
S 500	235	01/93→10/98						
S 600	290	01/93→10/98						
Zubehörsatz, Feststellbremsbacken								
300 SE	170	03/91→10/98	➡	04/91→ 06/93		03.0137-9703.2	669703	
SEL/S320	170	03/91→10/98				03.0137-9704.2	669704	
400 SE	210	02/91→10/98						
SEL/S420	210	02/91→10/98	➡	07/93→		03.0137-9703.2	669703	
500 SE	240	02/91→10/98				03.0137-9704.2	669704	
SEL	240	02/91→10/98						
300 SE 2.8	145	01/93→10/98	➡	→ 06/93		03.0137-9703.2	669703	
S 280	142	02/93→10/98				03.0137-9704.2	669704	
			➡	07/93→		03.0137-9703.2	669703	
						03.0137-9704.2	669704	
S 300 Turbo-D	130	05/96→10/98	➡			03.0137-9703.2	669703	
						03.0137-9704.2	669704	
S 350 Turbo-D	110	01/93→10/98	➡	03/93→ 06/93		03.0137-9703.2	669703	
			➡	07/93→ 06/96		03.0137-9703.2	669703	
						03.0137-9704.2	669704	
S 420	205	01/93→10/98	➡	07/93→		03.0137-9703.2	669703	
S 500	235	01/93→10/98				03.0137-9704.2	669704	
S 600	290	01/93→10/98						
 Seilzug, Feststellbremse								
300 SE	170	03/91→10/98		07/93→; Radstand [mm]: 3.140; Scheibenbremse; <input type="checkbox"/>		24.3727-0455.2	580455	L= 1.109
SEL/S320	170	03/91→10/98						
400 SE	210	02/91→10/98		07/93→; Radstand [mm]: 3.040; Scheibenbremse; <input type="checkbox"/>		24.3727-0455.2	580455	L= 1.109
SEL/S420	210	02/91→10/98						
500 SE	240	02/91→10/98		04/91→ 06/93; Scheibenbremse; <input type="checkbox"/>		24.3727-0455.2	580455	L= 1.109
SEL	240	02/91→10/98		07/93→; Radstand [mm]: 3.140; Scheibenbremse; <input type="checkbox"/>		24.3727-0456.2	580456	L= 1.134
				07/93→; Radstand [mm]: 3.040; Scheibenbremse; <input type="checkbox"/>		24.3727-0456.2	580456	L= 1.134
				04/91→ 06/93; Scheibenbremse; <input type="checkbox"/>		24.3727-0456.2	580456	L= 1.134
				04/91→ 06/93; für Linkslenker; Scheibenbremse; <input type="checkbox"/>	1	24.3727-0462.2	580462	L= 2.622
				07/93→; für Linkslenker; Radstand [mm]: 3.040; Scheibenbremse; <input type="checkbox"/>	1	24.3727-0462.2	580462	L= 2.622
300 SE 2.8	145	01/93→10/98		→ 06/93; Scheibenbremse; <input type="checkbox"/>		24.3727-0455.2	580455	L= 1.109
S 280	142	02/93→10/98		07/93→; Scheibenbremse; <input type="checkbox"/>		24.3727-0455.2	580455	L= 1.109
				07/93→; Scheibenbremse; <input type="checkbox"/>		24.3727-0456.2	580456	L= 1.134
				→ 06/93; Scheibenbremse; <input type="checkbox"/>		24.3727-0456.2	580456	L= 1.134
				07/93→; für Linkslenker; Scheibenbremse; <input type="checkbox"/>	1	24.3727-0462.2	580462	L= 2.622
→								























	kw					! #		
MERCEDES-BENZ - S-KLASSE (W140) 02/91→10/98								
 Seilzug, Feststellbremse								
300 SE 2.8 S 280	145 142	01/93→10/98 02/93→10/98		→ 06/93; für Linkslenker; Scheibenbremse; 		1	24.3727-0462.2 580462	L= 2.622
S 300 Turbo-D	130	05/96→10/98		Scheibenbremse; 			24.3727-0455.2 580455	L= 1.109
				Scheibenbremse; 			24.3727-0456.2 580456	L= 1.134
				für Linkslenker; Scheibenbremse; 	1	24.3727-0462.2 580462	L= 2.622	
S 350 Turbo-D	110	01/93→10/98		03/93→ 06/93; Scheibenbremse; 			24.3727-0455.2 580455	L= 1.109
				07/93→ 06/96; Scheibenbremse; 			24.3727-0455.2 580455	L= 1.109
				07/93→ 06/96; Scheibenbremse; 			24.3727-0456.2 580456	L= 1.134
				03/93→ 06/93; Scheibenbremse; 			24.3727-0456.2 580456	L= 1.134
				07/93→ 06/96; für Linkslenker; Scheibenbremse; 	1	24.3727-0462.2 580462	L= 2.622	
S 420 S 500 S 600	205 235 290	01/93→10/98 01/93→10/98 01/93→10/98		07/93→; Radstand [mm]: 3.040; Scheibenbremse; 			24.3727-0455.2 580455	L= 1.109
				07/93→; Radstand [mm]: 3.140; Scheibenbremse; 			24.3727-0455.2 580455	L= 1.109
				07/93→; Radstand [mm]: 3.040; Scheibenbremse; 			24.3727-0456.2 580456	L= 1.134
				07/93→; Radstand [mm]: 3.140; Scheibenbremse; 			24.3727-0456.2 580456	L= 1.134
				07/93→; für Linkslenker; Radstand [mm]: 3.040; Scheibenbremse; 	1	24.3727-0462.2 580462	L= 2.622	
MERCEDES-BENZ - S-KLASSE (W220) 09/98→08/05								
 Bremsbackensatz, Feststellbremse								
S 280 S 320 S 430	150 165 205	10/98→08/05 10/98→08/05 10/98→08/05	➡	11/98→			03.0137-4016.2 654016	Ø 180 x 25 - HEB / + Zub
S 320 CDI	145 - 150	08/99→08/05	➡				03.0137-4016.2 654016	Ø 180 x 25 - HEB / + Zub
S 350 S 350 4-matic S 400 CDI S 430 4-matic S 500 4-matic S 55 AMG S 55 AMG Kompressor	180 180 191 205 225 265 368	09/02→08/05 06/03→08/05 06/03→08/05 09/02→08/05 09/02→08/05 04/99→08/05 06/02→08/05						
S 400 CDI	184	06/00→08/05	➡	08/00→			03.0137-4016.2 654016	Ø 180 x 25 - HEB / + Zub
S 500	220 - 225	10/98→08/05	➡	11/98→; nicht für gepanzerte Fahrzeuge			03.0137-4016.2 654016	Ø 180 x 25 - HEB / + Zub
S 600	270 - 368	01/00→08/05	➡	nicht für gepanzerte Fahrzeuge			03.0137-4016.2 654016	Ø 180 x 25 - HEB / + Zub
Zubehörsatz, Feststellbremsbacken								
S 280 S 320 S 430	150 165 205	10/98→08/05 10/98→08/05 10/98→08/05	➡	11/98→			03.0137-9297.2 669297 03.0137-9703.2 669703 03.0137-9704.2 669704	
S 320 CDI	145 - 150	08/99→08/05	➡				03.0137-9297.2 669297 03.0137-9703.2 669703	
S 350 S 350 4-matic S 400 CDI S 430 4-matic S 500 4-matic S 55 AMG S 55 AMG Kompressor	180 180 191 205 225 265 368	09/02→08/05 06/03→08/05 06/03→08/05 09/02→08/05 09/02→08/05 04/99→08/05 06/02→08/05					03.0137-9704.2 669704	
S 400 CDI	184	06/00→08/05	➡	08/00→			03.0137-9297.2 669297 03.0137-9703.2 669703 03.0137-9704.2 669704	
S 500	220 - 225	10/98→08/05	➡	11/98→; nicht für gepanzerte Fahrzeuge			03.0137-9297.2 669297 03.0137-9703.2 669703 03.0137-9704.2 669704	
S 600	270 - 368	01/00→08/05	➡	nicht für gepanzerte Fahrzeuge			03.0137-9297.2 669297 03.0137-9703.2 669703 03.0137-9704.2 669704	
 Seilzug, Feststellbremse								
S 280	150	10/98→08/05		11/98→; Scheibenbremse; 			24.3727-0457.2 580457	L= 980
				11/98→; Scheibenbremse; 			24.3727-0458.2 580458	L= 990
→								











	kw			 	! #		
MERCEDES-BENZ - S-KLASSE (W220) 09/98→08/05							
Seilzug, Feststellbremse							
S 320 S 430 S 500	165 205 220 - 225	10/98→08/05 10/98→08/05 10/98→08/05		11/98→; Radstand [mm]: 3.085; Scheibenbremse; 		24.3727-0457.2 580457	L= 980
				11/98→; Radstand [mm]: 2.965; Scheibenbremse; 		24.3727-0457.2 580457	L= 980
				11/98→; Radstand [mm]: 3.085; Scheibenbremse; 		24.3727-0458.2 580458	L= 990
				11/98→; Radstand [mm]: 2.965; Scheibenbremse; 		24.3727-0458.2 580458	L= 990
				11/98→; für Linkslenker; Radstand [mm]: 3.085; Scheibenbremse; 	1	24.3727-0466.2 580466	L= 2.937
S 320 CDI	150	09/02→08/05		für Linkslenker; Scheibenbremse; 		24.3727-0457.2 580457	L= 980
				für Linkslenker; Scheibenbremse; 		24.3727-0458.2 580458	L= 990
S 320 CDI	145	08/99→09/02		08/00→; Radstand [mm]: 3.085; Scheibenbremse; 		24.3727-0457.2 580457	L= 980
				Radstand [mm]: 2.965; Scheibenbremse; 		24.3727-0457.2 580457	L= 980
				08/00→; Radstand [mm]: 3.085; Scheibenbremse; 		24.3727-0458.2 580458	L= 990
				Radstand [mm]: 2.965; Scheibenbremse; 		24.3727-0458.2 580458	L= 990
				08/00→; für Linkslenker; Radstand [mm]: 3.085; Scheibenbremse; 	1	24.3727-0466.2 580466	L= 2.937
S 350	180	09/02→08/05		Radstand [mm]: 3.085; Scheibenbremse; 		24.3727-0457.2 580457	L= 980
				Radstand [mm]: 3.085; Scheibenbremse; 		24.3727-0458.2 580458	L= 990
				für Linkslenker; Radstand [mm]: 3.085; Scheibenbremse; 	1	24.3727-0466.2 580466	L= 2.937
S 350 4-matic S 430 4-matic S 500 4-matic	180 205 225	06/03→08/05 09/02→08/05 09/02→08/05		Radstand [mm]: 2.965; Scheibenbremse; 		24.3727-0457.2 580457	L= 980
				Radstand [mm]: 3.085; Scheibenbremse; 		24.3727-0457.2 580457	L= 980
				Radstand [mm]: 3.085; Scheibenbremse; 		24.3727-0458.2 580458	L= 990
				Radstand [mm]: 2.965; Scheibenbremse; 		24.3727-0458.2 580458	L= 990
				für Linkslenker; Radstand [mm]: 3.085; Scheibenbremse; 	1	24.3727-0466.2 580466	L= 2.937
S 400 CDI	184	06/00→08/05		08/00→; für Rechtslenker; Radstand [mm]: 2.965; Scheibenbremse; 		24.3727-0457.2 580457	L= 980
				08/00→; für Linkslenker; Radstand [mm]: 2.965; Scheibenbremse; 		24.3727-0457.2 580457	L= 980
				08/00→; Radstand [mm]: 3.085; Scheibenbremse; 		24.3727-0457.2 580457	L= 980
				08/00→; für Linkslenker; Radstand [mm]: 2.965; Scheibenbremse; 		24.3727-0458.2 580458	L= 990
				08/00→; für Rechtslenker; Radstand [mm]: 2.965; Scheibenbremse; 		24.3727-0458.2 580458	L= 990
				08/00→; Radstand [mm]: 3.085; Scheibenbremse; 		24.3727-0458.2 580458	L= 990
				08/00→; für Linkslenker; Radstand [mm]: 3.085; Scheibenbremse; 	1	24.3727-0466.2 580466	L= 2.937
S 400 CDI	191	06/03→08/05		für Rechtslenker; Radstand [mm]: 2.965; Scheibenbremse; 		24.3727-0457.2 580457	L= 980
				für Linkslenker; Radstand [mm]: 2.965; Scheibenbremse; 		24.3727-0457.2 580457	L= 980
				Radstand [mm]: 3.085; Scheibenbremse; 		24.3727-0457.2 580457	L= 980
				für Linkslenker; Radstand [mm]: 2.965; Scheibenbremse; 		24.3727-0458.2 580458	L= 990
				für Rechtslenker; Radstand [mm]: 2.965; Scheibenbremse; 		24.3727-0458.2 580458	L= 990
				Radstand [mm]: 3.085; Scheibenbremse; 		24.3727-0458.2 580458	L= 990
				für Linkslenker; Radstand [mm]: 3.085; Scheibenbremse; 	1	24.3727-0466.2 580466	L= 2.937
S 55 AMG	265	04/99→08/05		für Rechtslenker; Scheibenbremse; 		24.3727-0457.2 580457	L= 980
				für Linkslenker; Radstand [mm]: 3.085; Scheibenbremse; 		24.3727-0457.2 580457	L= 980
				Radstand [mm]: 2.965; Scheibenbremse; 		24.3727-0457.2 580457	L= 980
→							

	kw					! #		
MERCEDES-BENZ - S-KLASSE (W220) 09/98→08/05								
 Seilzug, Feststellbremse								
S 55 AMG	265	04/99→08/05		für Linkslenker; Radstand [mm]: 3.085; Scheibenbremse; 			24.3727-0458.2 580458	L= 990
				Radstand [mm]: 2.965; Scheibenbremse; 			24.3727-0458.2 580458	L= 990
				für Rechtslenker; Scheibenbremse; 			24.3727-0458.2 580458	L= 990
				für Linkslenker; Radstand [mm]: 3.085; Scheibenbremse; 	1		24.3727-0466.2 580466	L= 2.937
S 55 AMG Kompressor	368	06/02→08/05		für Linkslenker; Radstand [mm]: 3.085; Scheibenbremse; 	1		24.3727-0466.2 580466	L= 2.937
S 600	270 - 368	01/00→08/05		Scheibenbremse; 			24.3727-0457.2 580457	L= 980
				Scheibenbremse; 			24.3727-0458.2 580458	L= 990
				für Linkslenker; Scheibenbremse; 	1		24.3727-0466.2 580466	L= 2.937
S 63 AMG S 65 AMG	326 450	09/01→08/05 03/04→08/05		für Linkslenker; Scheibenbremse; 	1		24.3727-0466.2 580466	L= 2.937
MERCEDES-BENZ - S-KLASSE (W221) 09/05→12/13								
 Bremsbackensatz, Feststellbremse								
S 250 CDI S 280 S 300 S 320 CDI 4-matic S 350 4-matic S 350 BlueTec S 350 BlueTEC 4-matic S 350 CDI	150 170 170 173 200 190 190 155 - 173	01/11→12/13 08/06→12/13 08/06→12/13 10/06→12/13 02/08→12/13 04/11→12/13 04/11→12/13 06/09→12/13	➡	→ 05/13			03.0137-4006.2 654006	Ø 180 x 25 - HEB / + Zub
S 350 CGI S 350 CGI 4-matic S 500 CGI S 500 CGI 4-matic S 550	225 225 320 320 320	04/11→12/13 04/11→12/13 04/11→12/13 03/11→12/13 09/11→12/13						
S 320 CDI S 350 S 500	155 200 285	10/05→12/13 10/05→12/13 10/05→12/13	➡	12/05→ 05/13			03.0137-4006.2 654006	Ø 180 x 25 - HEB / + Zub
S 320 CDI S 320 CDI 4-matic S 350 CDI 4-matic	173 155 155 - 173	12/05→06/09 10/05→12/13 01/09→07/13	➡				03.0137-4006.2 654006	Ø 180 x 25 - HEB / + Zub
S 400 Hybrid S 420 CDI S 450 CDI	220 235 235	09/09→12/13 10/06→12/09 01/09→12/13						
S 400 Hybrid	205	01/09→12/13	➡	06/09→ 05/13			03.0137-4006.2 654006	Ø 180 x 25 - HEB / + Zub
S 450 S 450 4-matic S 500 4-matic	250 250 285	12/05→12/13 12/05→12/13 10/05→12/13	➡	04/06→ 05/13			03.0137-4006.2 654006	Ø 180 x 25 - HEB / + Zub
S 600 S 63 AMG S 65 AMG	380 400 - 420 463	12/05→12/13 03/11→12/13 10/10→12/13	➡	→ 05/13; nicht für gepanzerte Fahrzeuge			03.0137-4006.2 654006	Ø 180 x 25 - HEB / + Zub
S 63 AMG S 65 AMG	386 450	10/06→12/13 12/05→12/13	➡	01/07→ 05/13; nicht für gepanzerte Fahrzeuge 04/06→ 05/13; nicht für gepanzerte Fahrzeuge			03.0137-4006.2 654006	Ø 180 x 25 - HEB / + Zub
Zubehörsatz, Feststellbremsbacken								
S 250 CDI S 280 S 300 S 320 CDI 4-matic S 350 4-matic S 350 BlueTec S 350 BlueTEC 4-matic S 350 CDI	150 170 170 173 200 190 190 155 - 173	01/11→12/13 08/06→12/13 08/06→12/13 10/06→12/13 02/08→12/13 04/11→12/13 04/11→12/13 06/09→12/13	➡	→ 05/13			03.0137-9703.2 669703	
S 350 CGI S 350 CGI 4-matic S 500 CGI S 500 CGI 4-matic S 550	225 225 320 320 320	04/11→12/13 04/11→12/13 04/11→12/13 03/11→12/13 09/11→12/13						
S 320 CDI S 350 S 500	155 200 285	10/05→12/13 10/05→12/13 10/05→12/13	➡	12/05→ 05/13			03.0137-9703.2 669703	
S 320 CDI S 320 CDI 4-matic S 350 CDI 4-matic	173 155 155 - 173	12/05→06/09 10/05→12/13 01/09→07/13	➡				03.0137-9703.2 669703	
S 400 Hybrid →	220	09/09→12/13						































	kw					! #		
MERCEDES-BENZ - S-KLASSE (W221) 09/05→12/13								
Zubehörsatz, Feststellbremsbacken								
S 420 CDI S 450 CDI	235 235	10/06→12/09 01/09→12/13	➡				03.0137-9703.2 669703	
S 400 Hybrid	205	01/09→12/13	➡	06/09→ 05/13			03.0137-9703.2 669703	
S 450 S 450 4-matic S 500 4-matic	250 250 285	12/05→12/13 12/05→12/13 10/05→12/13	➡	04/06→ 05/13			03.0137-9703.2 669703	
S 600 S 63 AMG	380 400 - 420	12/05→12/13 03/11→12/13	➡	→ 05/13; nicht für gepanzerte Fahrzeuge			03.0137-9703.2 669703	
S 65 AMG S 63 AMG	463 386	10/10→12/13 10/06→12/13	➡	01/07→ 05/13; nicht für gepanzerte Fahrzeuge			03.0137-9703.2 669703	
S 65 AMG	450	12/05→12/13	➡	04/06→ 05/13; nicht für gepanzerte Fahrzeuge			03.0137-9703.2 669703	
MERCEDES-BENZ - S-KLASSE Coupe (C140) 07/92→12/99								
 Bremsbackensatz, Feststellbremse								
500 SEC / CL 500 SEC/CL 600	235 290	10/92→12/99 09/92→02/99	➡	07/93→ 05/96			03.0137-0244.2 650244	Ø 164 x 25 + Zub
			➡	→ 06/93			03.0137-0244.2 650244	Ø 164 x 25 + Zub
			➡	06/96→			03.0137-0244.2 650244	Ø 164 x 25 + Zub
SEC/CL 420	205	10/94→02/99	➡	→ 05/96			03.0137-0244.2 650244	Ø 164 x 25 + Zub
			➡	06/96→			03.0137-0244.2 650244	Ø 164 x 25 + Zub
Zubehörsatz, Feststellbremsbacken								
500 SEC / CL 500 SEC/CL 600	235 290	10/92→12/99 09/92→02/99	➡	07/93→ 05/96			03.0137-9703.2 669703	
			➡	→ 06/93			03.0137-9704.2 669704	
			➡	06/96→			03.0137-9703.2 669703	
			➡	06/96→			03.0137-9704.2 669704	
SEC/CL 420	205	10/94→02/99	➡	→ 05/96			03.0137-9703.2 669703	
			➡	06/96→			03.0137-9704.2 669704	
			➡	06/96→			03.0137-9704.2 669704	
 Seilzug, Feststellbremse								
500 SEC / CL 500 SEC/CL 600	235 290	10/92→12/99 09/92→02/99		06/96→; Scheibenbremse; <input type="checkbox"/>			24.3727-0455.2 580455	L= 1.109
				→ 06/93; Scheibenbremse; <input type="checkbox"/>			24.3727-0455.2 580455	L= 1.109
				07/93→ 05/96; Scheibenbremse; <input type="checkbox"/>			24.3727-0455.2 580455	L= 1.109
				→ 06/93; Scheibenbremse; <input type="checkbox"/>			24.3727-0456.2 580456	L= 1.134
				07/93→ 05/96; Scheibenbremse; <input type="checkbox"/>			24.3727-0456.2 580456	L= 1.134
				06/96→; Scheibenbremse; <input type="checkbox"/>			24.3727-0456.2 580456	L= 1.134
				07/93→ 05/96; für Linkslenker; Scheibenbremse; <input type="checkbox"/>	1		24.3727-0462.2 580462	L= 2.622
				→ 06/93; für Linkslenker; Scheibenbremse; <input type="checkbox"/>	1		24.3727-0462.2 580462	L= 2.622
				06/96→; für Linkslenker; Scheibenbremse; <input type="checkbox"/>	1		24.3727-0462.2 580462	L= 2.622
SEC/CL 420	205	10/94→02/99		→ 05/96; Scheibenbremse; <input type="checkbox"/>			24.3727-0455.2 580455	L= 1.109
				06/96→; Scheibenbremse; <input type="checkbox"/>			24.3727-0455.2 580455	L= 1.109
				06/96→; Scheibenbremse; <input type="checkbox"/>			24.3727-0456.2 580456	L= 1.134
				→ 05/96; Scheibenbremse; <input type="checkbox"/>			24.3727-0456.2 580456	L= 1.134
				06/96→; für Linkslenker; Scheibenbremse; <input type="checkbox"/>	1		24.3727-0462.2 580462	L= 2.622
				→ 05/96; für Linkslenker; Scheibenbremse; <input type="checkbox"/>	1		24.3727-0462.2 580462	L= 2.622
MERCEDES-BENZ - S-KLASSE Coupe (C215) 03/99→12/06								
 Bremsbackensatz, Feststellbremse								
CL 500 CL 55 AMG CL 55 AMG Kompressor CL 600	225 265 368 270 - 368	03/99→03/06 10/99→03/06 06/02→03/06 03/99→03/06	➡				03.0137-4016.2 654016	Ø 180 x 25 - HEB / + Zub
Zubehörsatz, Feststellbremsbacken								
CL 500 →	225	03/99→03/06	➡				03.0137-9297.2 669297	













	kW					! #		
MERCEDES-BENZ - S-KLASSE Coupe (C215) 03/99→12/06								
Zubehörsatz, Feststellbremsbacken								
CL 55 AMG CL 55 AMG Kompressor CL 600	265 368 270 368	10/99→03/06 06/02→03/06 03/99→03/06	➔				03.0137-9703.2 669703 03.0137-9704.2 669704	
 Seilzug, Feststellbremse								
CL 500 CL 55 AMG CL 600	225 265 270 368	03/99→03/06 10/99→03/06 03/99→03/06		Scheibenbremse; <input type="checkbox"/>			24.3727-0457.2 580457 24.3727-0458.2 580458	L= 980 L= 990
MERCEDES-BENZ - S-KLASSE Coupe (C216) 05/06→12/13								
 Bremsbackensatz, Feststellbremse								
CL 500 CL 600	285 380	06/06→12/13 05/06→12/13	➔	07/06→			03.0137-4006.2 654006	Ø 180 x 25 - HEB / + Zub
CL 500 CL 500 4-matic CL 63 AMG	320 320 386 - 420	02/11→12/13 02/11→12/13 09/07→12/13	➔				03.0137-4006.2 654006	Ø 180 x 25 - HEB / + Zub
CL 65 AMG CL 500 4-matic	463 285	02/11→12/13 02/08→12/13	➔	03/08→			03.0137-4006.2 654006	Ø 180 x 25 - HEB / + Zub
CL 63 AMG CL 65 AMG	386 450	10/06→12/13 10/06→12/10	➔	01/07→			03.0137-4006.2 654006	Ø 180 x 25 - HEB / + Zub
Zubehörsatz, Feststellbremsbacken								
CL 500 CL 600	285 380	06/06→12/13 05/06→12/13	➔	07/06→			03.0137-9703.2 669703	
CL 500 CL 500 4-matic CL 63 AMG	320 320 386 - 420	02/11→12/13 02/11→12/13 09/07→12/13	➔				03.0137-9703.2 669703	
CL 65 AMG CL 500 4-matic	463 285	02/11→12/13 02/08→12/13	➔	03/08→			03.0137-9703.2 669703	
CL 63 AMG CL 65 AMG	386 450	10/06→12/13 10/06→12/10	➔	01/07→			03.0137-9703.2 669703	
MERCEDES-BENZ - SL (R129) 03/89→09/04								
 Bremsbackensatz, Feststellbremse								
280 320 500 55 AMG 60 AMG SL 73 AMG	142 - 150 165 - 170 225 260 280 386	08/93→10/01 09/93→10/01 05/98→10/01 03/00→10/01 05/97→10/01 01/99→12/01	➔	→ 09/01			03.0137-0170.2 650170	Ø 164 x 20 + Zub
500 600	235 290	09/92→10/01 07/92→10/01	➔	08/93→ 09/01 08/93→ 09/01			03.0137-0170.2 650170 03.0137-0170.2 650170	Ø 164 x 20 + Zub Ø 164 x 20 + Zub
			➔	→ 07/93			03.0137-0170.2 650170	Ø 164 x 20 + Zub
Zubehörsatz, Feststellbremsbacken								
280 320 500 55 AMG 60 AMG SL 73 AMG	142 - 150 165 - 170 225 260 280 386	08/93→10/01 09/93→10/01 05/98→10/01 03/00→10/01 05/97→10/01 01/99→12/01	➔	→ 09/01			03.0137-9703.2 669703 03.0137-9704.2 669704	
500 600	235 290	09/92→10/01 07/92→10/01	➔	08/93→ 09/01 08/93→ 09/01			03.0137-9703.2 669703 03.0137-9704.2 669704	
			➔	→ 07/93			03.0137-9703.2 669703 03.0137-9704.2 669704	
 Seilzug, Feststellbremse								
280 320 500 55 AMG 60 AMG ➔	142 - 150 165 - 170 225 260 280	08/93→10/01 09/93→10/01 05/98→10/01 03/00→10/01 05/97→10/01		→ 09/01; für Linkslenker; Scheiben- bremse; <input checked="" type="checkbox"/>	1		24.3727-0464.2 580464 24.3727-0468.2 580468 24.3727-0469.2 580469	L= 2.297 L= 1.044 L= 1.014











	kw					! #		
MERCEDES-BENZ - SL (R129) 03/89—09/04								
 Seilzug, Feststellbremse								
SL 73 AMG	386	01/99→12/01		→ 09/01; für Linkslenker; Scheibenbremse; 	1	24.3727-0464.2	580464	L= 2.297
				→ 09/01; Scheibenbremse; 		24.3727-0468.2	580468	L= 1.044
				→ 09/01; Scheibenbremse; 		24.3727-0469.2	580469	L= 1.014
500	235	09/92→10/01		08/93→ 09/01; für Linkslenker; Scheibenbremse; 	1	24.3727-0464.2	580464	L= 2.297
				08/93→ 09/01; Scheibenbremse; 		24.3727-0468.2	580468	L= 1.044
				08/93→ 09/01; Scheibenbremse; 		24.3727-0469.2	580469	L= 1.014
600	290	07/92→10/01		08/93→ 09/01; für Linkslenker; Scheibenbremse; 	1	24.3727-0464.2	580464	L= 2.297
				→ 07/93; für Linkslenker; Scheibenbremse; 	1	24.3727-0464.2	580464	L= 2.297
				→ 07/93; Scheibenbremse; 		24.3727-0468.2	580468	L= 1.044
				08/93→ 09/01; Scheibenbremse; 		24.3727-0468.2	580468	L= 1.044
				→ 07/93; Scheibenbremse; 		24.3727-0469.2	580469	L= 1.014
				08/93→ 09/01; Scheibenbremse; 		24.3727-0469.2	580469	L= 1.014
MERCEDES-BENZ - SL (R230) 10/01—01/12								
 Bremsbackensatz, Feststellbremse								
280	170	03/08→01/12	➡	→ 11/11		03.0137-4017.2	654017	Ø 180 x 25 + Zub
300	170	04/09→01/12						
350	180 - 232	03/03→01/12						
500	225 - 285	10/01→01/12						
55 AMG	380	03/06→01/12						
55 AMG Kompressor	368	06/02→01/12						
600	368 - 380	04/03→01/12						
63 AMG	386	03/08→01/12						
65 AMG	450	03/04→01/12						
65 AMG Black Series	493	07/08→01/12						
55 AMG	350	10/01→12/05	➡			03.0137-4017.2	654017	Ø 180 x 25 + Zub
Zubehörsatz, Feststellbremsbacken								
280	170	03/08→01/12	➡	→ 11/11		03.0137-9297.2	669297	
300	170	04/09→01/12				03.0137-9703.2	669703	
350	180 - 232	03/03→01/12				03.0137-9704.2	669704	
500	225 - 285	10/01→01/12						
55 AMG	380	03/06→01/12						
55 AMG Kompressor	368	06/02→01/12						
600	368 - 380	04/03→01/12						
63 AMG	386	03/08→01/12						
65 AMG	450	03/04→01/12						
65 AMG Black Series	493	07/08→01/12						
55 AMG	350	10/01→12/05	➡			03.0137-9297.2	669297	
						03.0137-9703.2	669703	
						03.0137-9704.2	669704	
MERCEDES-BENZ - SLK (R170) 04/96—04/04								
 Bremsbackensatz, Feststellbremse								
200	100	09/96→03/00	➡			03.0137-0170.2	650170	Ø 164 x 20 + Zub
200 Kompressor	141	10/96→03/00						
230 Kompressor	142	09/96→03/00						
200 Kompressor	120	03/00→04/04	➡	→ 03/04		03.0137-0170.2	650170	Ø 164 x 20 + Zub
230 Kompressor	145	03/00→04/04						
32 AMG Kompressor	260	03/01→04/04						
320	160	03/00→04/04	➡	04/00→ 03/04		03.0137-0170.2	650170	Ø 164 x 20 + Zub
Zubehörsatz, Feststellbremsbacken								
200	100	09/96→03/00	➡			03.0137-9703.2	669703	
200 Kompressor	141	10/96→03/00				03.0137-9704.2	669704	
230 Kompressor	142	09/96→03/00						
200 Kompressor	120	03/00→04/04	➡	→ 03/04		03.0137-9703.2	669703	
230 Kompressor	145	03/00→04/04				03.0137-9704.2	669704	
32 AMG Kompressor	260	03/01→04/04						
320	160	03/00→04/04	➡	04/00→ 03/04		03.0137-9703.2	669703	
						03.0137-9704.2	669704	
→								














	kW			 	! #		
MERCEDES-BENZ - SLK (R170) 04/96→04/04							
 Seilzug, Feststellbremse							
200	100	09/96→03/00		Scheibenbremse; <input type="checkbox"/>		24.3727-0433.2 580433	L= 1.005
200 Kompressor	141	10/96→03/00					
230 Kompressor	142	09/96→03/00					
200 Kompressor	120	03/00→04/04		→ 03/04; Scheibenbremse; <input type="checkbox"/>		24.3727-0433.2 580433	L= 1.005
230 Kompressor	145	03/00→04/04					
32 AMG Kompressor	260	03/01→04/04					
320	160	03/00→04/04		04/00→ 03/04; Scheibenbremse; <input type="checkbox"/>		24.3727-0433.2 580433	L= 1.005
MERCEDES-BENZ - SLK (R171) 03/04→12/11							
 Bremsbackensatz, Feststellbremse							
200 Kompressor	120 - 135	03/04→02/11	➡	→ 01/11		03.0137-4013.2 654013	Ø 164 x 20 + Zub
300	170	04/09→02/11					
350	200 - 224	06/04→02/11					
55 AMG	265 - 294	06/04→02/11					
280	170	01/05→02/11	➡	04/05→ 01/11		03.0137-4013.2 654013	Ø 164 x 20 + Zub
Zubehörsatz, Feststellbremsbacken							
200 Kompressor	120 - 135	03/04→02/11	➡	→ 01/11		03.0137-9248.2 669248	
300	170	04/09→02/11				03.0137-9703.2 669703	
350	200 - 224	06/04→02/11				03.0137-9704.2 669704	
55 AMG	265 - 294	06/04→02/11					
280	170	01/05→02/11	➡	04/05→ 01/11		03.0137-9248.2 669248 03.0137-9703.2 669703 03.0137-9704.2 669704	
MERCEDES-BENZ - SLR (R199) 04/04→							
Zubehörsatz, Feststellbremsbacken							
5.4	460	04/04→	➡	→ 12/09		03.0137-9703.2 669703	
MERCEDES-BENZ - SLR Roadster (R199) 10/06→							
Zubehörsatz, Feststellbremsbacken							
5.4	460	04/07→	➡	→ 12/09		03.0137-9703.2 669703	
MERCEDES-BENZ - SLS AMG (C197) 03/10→							
Zubehörsatz, Feststellbremsbacken							
6.2 6.2 GT	420 435	03/10→ 06/13→	➡	→ 04/14		03.0137-9703.2 669703	
MERCEDES-BENZ - SLS AMG Roadster (R197) 06/11→							
Zubehörsatz, Feststellbremsbacken							
6.2 6.2 GT	420 435	06/11→ 06/13→	➡	→ 04/14		03.0137-9703.2 669703	
MERCEDES-BENZ - SPRINTER 2-t Bus (B901, B902) 01/95→05/06							
 Bremsbackensatz, Feststellbremse							
208 CDI	60	04/00→05/06	➡			03.0137-0397.2 650397	Ø 160 x 40
208 D	58	02/95→04/00				03.0137-4001.2 654001	Ø 160 x 40 + Zub
210 D	75	03/97→04/00					
211 CDI	80	04/00→05/06					
212 D	90	02/95→04/00					
213 CDI	95	04/00→05/06					
214	105	02/95→05/06					
214 NGT	95	02/95→05/06					
216 CDI	115	04/00→05/06					
Zubehörsatz, Feststellbremsbacken							
208 CDI	60	04/00→05/06				03.0137-9700.2 669700	
208 D	58	02/95→04/00	➡			03.0137-9255.2 669255	
210 D	75	03/97→04/00				03.0137-9704.2 669704	
211 CDI	80	04/00→05/06					
212 D	90	02/95→04/00					
213 CDI	95	04/00→05/06					
214	105	02/95→05/06					
216 CDI	115	04/00→05/06					
214 NGT	95	02/95→05/06		04/00→		03.0137-9700.2 669700	
→			➡			03.0137-9255.2 669255	
















	kW			i		! #		
MERCEDES-BENZ - SPRINTER 2-t Bus (B901, B902) 01/95→05/06								
Zubehörsatz, Feststellbremsbacken								
214 NGT	95	02/95→05/06	➡	04/00→			03.0137-9704.2	669704
Seilzug, Feststellbremse								
208 CDI	60	04/00→05/06		Komponentennummer: 504013/01; Scheibenbremse;	2	24.3727-0438.2	580438	L= 1.513
208 D	58	02/95→04/00						
210 D	75	03/97→04/00		Scheibenbremse; Radstand [mm]: 4.025; für Fahrzeuge ohne Drehsitz;	1	24.3727-0441.2	580441	L= 2.460
211 CDI	80	04/00→05/06		Radstand [mm]: 3.000; für Fahrzeuge ohne Drehsitz; Scheibenbremse;	1	24.3727-0442.2	580442	L= 1.435
212 D	90	02/95→04/00						
213 CDI	95	04/00→05/06		Radstand [mm]: 3.550; für Fahrzeuge ohne Drehsitz; Scheibenbremse;	1	24.3727-0443.2	580443	L= 1.990
214	105	02/95→05/06						
214 NGT	95	02/95→05/06		Radstand [mm]: 3.550; für Fahrzeuge mit Drehsitz; Scheibenbremse;	1	24.3727-0444.2	580444	L= 1.970
216 CDI	115	04/00→05/06						
				Komponentennummer: 504013/04; Scheibenbremse;	2	24.3727-0463.2	580463	L= 1.545
MERCEDES-BENZ - SPRINTER 2-t Kasten (B901, B902) 01/95→05/06								
Bremsbackensatz, Feststellbremse								
208 CDI	60	04/00→05/06	➡			03.0137-0397.2	650397	Ø 160 x 40
208 D	58 - 60	02/95→04/00				03.0137-4001.2	654001	Ø 160 x 40 + Zub
210 D	75	01/97→04/00						
211 CDI	80	04/00→05/06						
212 D	90	02/95→04/00						
213 CDI	95	04/00→05/06						
214	105	02/95→05/06						
214 NGT	95	02/95→05/06						
216 CDI	115	04/00→05/06						
Zubehörsatz, Feststellbremsbacken								
208 CDI	60	04/00→05/06				03.0137-9700.2	669700	
208 D	58 - 60	02/95→04/00	➡			03.0137-9255.2	669255	
210 D	75	01/97→04/00				03.0137-9704.2	669704	
211 CDI	80	04/00→05/06						
212 D	90	02/95→04/00						
213 CDI	95	04/00→05/06						
214	105	02/95→05/06						
216 CDI	115	04/00→05/06						
214 NGT	95	02/95→05/06		04/00→		03.0137-9700.2	669700	
			➡			03.0137-9255.2	669255	
			➡	04/00→		03.0137-9704.2	669704	
Seilzug, Feststellbremse								
208 CDI	60	04/00→05/06		Komponentennummer: 504013/01; Scheibenbremse;	2	24.3727-0438.2	580438	L= 1.513
208 D	58 - 60	02/95→04/00						
210 D	75	01/97→04/00		Scheibenbremse; Radstand [mm]: 4.025; für Fahrzeuge ohne Drehsitz;	1	24.3727-0441.2	580441	L= 2.460
211 CDI	80	04/00→05/06		Radstand [mm]: 3.000; für Fahrzeuge ohne Drehsitz; Scheibenbremse;	1	24.3727-0442.2	580442	L= 1.435
212 D	90	02/95→04/00						
213 CDI	95	04/00→05/06		Radstand [mm]: 3.550; für Fahrzeuge ohne Drehsitz; Scheibenbremse;	1	24.3727-0443.2	580443	L= 1.990
214	105	02/95→05/06						
214 NGT	95	02/95→05/06		Radstand [mm]: 3.550; für Fahrzeuge mit Drehsitz; Scheibenbremse;	1	24.3727-0444.2	580444	L= 1.970
216 CDI	115	04/00→05/06						
				Komponentennummer: 504013/04; Scheibenbremse;	2	24.3727-0463.2	580463	L= 1.545
MERCEDES-BENZ - SPRINTER 2-t Pritsche/Fahrgestell (B901, B902) 01/95→05/06								
Bremsbackensatz, Feststellbremse								
208 CDI	60	04/00→05/06	➡			03.0137-0397.2	650397	Ø 160 x 40
208 D	60	09/96→04/00				03.0137-4001.2	654001	Ø 160 x 40 + Zub
210 D	75	01/97→04/00						
211 CDI	80	04/00→05/06						
212 D	90	02/95→04/00						
213 CDI	95	04/00→05/06						
214	105	02/95→05/06						
214 NGT	95	02/95→05/06						
216 CDI	115	04/00→05/06						
208 D →	58	01/95→04/00	➡	02/95→		03.0137-0397.2	650397	Ø 160 x 40




















		kW						! #		
MERCEDES-BENZ - SPRINTER 2-t Pritsche/Fahrgestell (B901, B902) 01/95→05/06										
 Bremsbackensatz, Feststellbremse										
208 D	58	01/95→04/00		02/95→					03.0137-4001.2 654001	Ø 160 x 40 + Zub
Zubehörsatz, Feststellbremsbacken										
208 CDI	60	04/00→05/06							03.0137-9700.2 669700	
208 D	60	09/96→04/00								
210 D	75	01/97→04/00							03.0137-9255.2 669255	
211 CDI	80	04/00→05/06							03.0137-9704.2 669704	
212 D	90	02/95→04/00								
213 CDI	95	04/00→05/06								
214	105	02/95→05/06								
216 CDI	115	04/00→05/06								
208 D	58	01/95→04/00		02/95→					03.0137-9700.2 669700	
				02/95→					03.0137-9255.2 669255	
									03.0137-9704.2 669704	
214 NGT	95	02/95→05/06		04/00→					03.0137-9700.2 669700	
									03.0137-9255.2 669255	
				04/00→					03.0137-9704.2 669704	
 Seilzug, Feststellbremse										
208 CDI	60	04/00→05/06			Komponentennummer: 504013/01;	2	24.3727-0438.2 580438	L= 1.513		
208 D	60	09/96→04/00			Scheibenbremse; 					
210 D	75	01/97→04/00			Scheibenbremse; Radstand [mm]: 4.025;	1	24.3727-0441.2 580441	L= 2.460		
211 CDI	80	04/00→05/06			für Fahrzeuge ohne Drehsitz; 					
212 D	90	02/95→04/00			Radstand [mm]: 3.000; für Fahrzeuge	1	24.3727-0442.2 580442	L= 1.435		
213 CDI	95	04/00→05/06			ohne Drehsitz; Scheibenbremse; 					
214	105	02/95→05/06			Radstand [mm]: 3.550; für Fahrzeuge	1	24.3727-0443.2 580443	L= 1.990		
214 NGT	95	02/95→05/06			ohne Drehsitz; Scheibenbremse; 					
216 CDI	115	04/00→05/06			Radstand [mm]: 3.550; für Fahrzeuge mit	1	24.3727-0444.2 580444	L= 1.970		
					Drehsitz; Scheibenbremse; 					
					Radstand [mm]: 3.000; für Fahrzeuge mit	1	24.3727-0445.2 580445	L= 1.415		
					Drehsitz; Scheibenbremse; 					
					Komponentennummer: 504013/04;	2	24.3727-0463.2 580463	L= 1.545		
					Scheibenbremse; 					
208 D	58	01/95→04/00			02/95→; Komponentennummer:	2	24.3727-0438.2 580438	L= 1.513		
					504013/01; Scheibenbremse; 					
					02/95→; Scheibenbremse; Radstand	1	24.3727-0441.2 580441	L= 2.460		
					[mm]: 4.025; für Fahrzeuge ohne Dreh-					
					sitz; 					
					02/95→; Radstand [mm]: 3.000; für Fahr-	1	24.3727-0442.2 580442	L= 1.435		
					zeuge ohne Drehsitz; Scheibenbremse;					
										
					02/95→; Radstand [mm]: 3.550; für Fahr-	1	24.3727-0443.2 580443	L= 1.990		
					zeuge ohne Drehsitz; Scheibenbremse;					
										
					02/95→; Radstand [mm]: 3.550; für Fahr-	1	24.3727-0444.2 580444	L= 1.970		
					zeuge mit Drehsitz; Scheibenbremse; 					
					02/95→; Radstand [mm]: 3.000; für Fahr-	1	24.3727-0445.2 580445	L= 1.415		
					zeuge mit Drehsitz; Scheibenbremse; 					
					02/95→; Komponentennummer:	2	24.3727-0463.2 580463	L= 1.545		
					504013/04; Scheibenbremse; 					
MERCEDES-BENZ - SPRINTER 3,5-t Bus (B906) 06/06→										
 Bremsbackensatz, Feststellbremse										
309 CDI	65	04/12→							03.0137-4003.2 654003	Ø 180 x 25 + Zub
310 CDI	70	03/09→12/13								
311 CDI	80	06/06→								
	84									
311 CDI 4x4	80	02/08→12/09								
313 CDI	95	08/11→05/16								
313 CDI 4x4	95	08/11→05/16								
314 CDI	105	05/16→								
314 CDI 4x4	105	05/16→								
315 CDI	110	06/06→								
315 CDI 4x4	110	02/08→12/09								
316	115	09/08→								
316 CDI	120	08/11→								
316 CDI 4x4	120	08/11→								
316 LGT	115	09/08→								
316 NGT	115	03/09→								
318 CDI	135	02/08→12/09								
318 CDI 4x4	135	02/08→12/09								
319 CDI / BlueTEC	140	03/09→								
319 CDI / BlueTEC 4x4	140	03/09→								
324	190	06/06→12/13								
→										

	kW			 	! #		
MERCEDES-BENZ - SPRINTER 3,5-t Bus (B906) 06/06→							
Zubehörsatz, Feststellbremsbacken							
309 CDI	65	04/12→				03.0137-9700.2 669700	
310 CDI	70	03/09→12/13	→				
311 CDI	80 - 84	06/06→				03.0137-9704.2 669704	
311 CDI 4x4	80	02/08→12/09					
313 CDI	95	08/11→05/16					
313 CDI 4x4	95	08/11→05/16					
314 CDI	105	05/16→					
314 CDI 4x4	105	05/16→					
315 CDI	110	06/06→					
315 CDI 4x4	110	02/08→12/09					
316	115	09/08→					
316 CDI	120	08/11→					
316 CDI 4x4	120	08/11→					
316 LGT	115	09/08→					
316 NGT	115	03/09→					
318 CDI	135	02/08→12/09					
318 CDI 4x4	135	02/08→12/09					
319 CDI / BlueTEC	140	03/09→					
319 CDI / BlueTEC 4x4	140	03/09→					
324	190	06/06→12/13					
 Seilzug, Feststellbremse							
309 CDI	65	04/12→		Radstand [mm]: 3.250; für Fahrzeuge ohne abklappbaren Handbremshebel; 	1	24.3727-0472.2 580472	L= 1.468
310 CDI	70	03/09→12/13					
311 CDI	80 - 84	06/06→		Scheibenbremse; 	2	24.3727-0473.2 580473	L= 1.706
311 CDI 4x4	80	02/08→12/09		Radstand [mm]: 3.665; für Fahrzeuge ohne abklappbaren Handbremshebel; 	1	24.3727-0474.2 580474	L= 1.867
313 CDI	95	08/11→05/16					
313 CDI 4x4	95	08/11→05/16					
314 CDI	105	05/16→					
314 CDI 4x4	105	05/16→					
315 CDI	110	06/06→					
315 CDI 4x4	110	02/08→12/09					
316	115	09/08→					
316 CDI	120	08/11→					
316 CDI 4x4	120	08/11→					
316 LGT	115	09/08→					
316 NGT	115	03/09→					
318 CDI	135	02/08→12/09					
318 CDI 4x4	135	02/08→12/09					
319 CDI / BlueTEC	140	03/09→					
319 CDI / BlueTEC 4x4	140	03/09→					
324	190	06/06→12/13					
MERCEDES-BENZ - SPRINTER 3,5-t Kasten (B906) 06/06→							
 Bremsbackensatz, Feststellbremse							
309 CDI	65	06/06→12/09	→			03.0137-4003.2 654003	Ø 180 x 25 + Zub
310 CDI	70	03/09→					
311 CDI	80 - 84	06/06→					
311 CDI 4x4	80	02/08→12/09					
313 CDI	95	06/06→					
313 CDI 4x4	95	05/09→					
314 CDI	105	05/16→					
314 CDI 4x4	105	05/16→					
315 CDI	110	06/06→					
315 CDI 4x4	110	02/08→12/09					
316	115	09/08→					
316 CDI	120	03/09→					
316 CDI 4x4	120	03/09→					
316 LGT	115	09/08→					
316 NGT	115	09/08→					
318 CDI	135	06/06→12/09					
318 CDI 4x4	135	02/08→12/09					
319 CDI / BlueTEC	140	03/09→					
319 CDI / BlueTEC 4x4	140	03/09→					
324	190	06/06→12/13					
Zubehörsatz, Feststellbremsbacken							
309 CDI	65	06/06→12/09				03.0137-9700.2 669700	
310 CDI	70	03/09→	→				
311 CDI	80 - 84	06/06→				03.0137-9704.2 669704	
311 CDI 4x4	80	02/08→12/09					
313 CDI	95	06/06→					
313 CDI 4x4	95	05/09→					
314 CDI	105	05/16→					
314 CDI 4x4	105	05/16→					
315 CDI	110	06/06→					
315 CDI 4x4	110	02/08→12/09					
316	115	09/08→					
→							

















	kw					! #		
MERCEDES-BENZ - SPRINTER 3,5-t Kasten (B906) 06/06→								
Zubehörsatz, Feststellbremsbacken								
316 CDI	120	03/09→					03.0137-9700.2 669700	
316 CDI 4x4	120	03/09→	→				03.0137-9704.2 669704	
316 LGT	115	09/08→						
316 NGT	115	09/08→						
318 CDI	135	06/06→12/09						
318 CDI 4x4	135	02/08→12/09						
319 CDI / BlueTEC	140	03/09→						
319 CDI / BlueTEC 4x4	140	03/09→						
324	190	06/06→12/13						
Seilzug, Feststellbremse								
309 CDI	65	06/06→12/09		Radstand [mm]: 3.250; für Fahrzeuge ohne abklappbaren Handbremshebel; 	1	24.3727-0472.2 580472	L= 1.468	
310 CDI	70	03/09→						
311 CDI	80 - 84	06/06→		Scheibenbremse; 	2	24.3727-0473.2 580473	L= 1.706	
311 CDI 4x4	80	02/08→12/09		Radstand [mm]: 3.665; für Fahrzeuge ohne abklappbaren Handbremshebel; 	1	24.3727-0474.2 580474	L= 1.867	
313 CDI	95	06/06→						
313 CDI 4x4	95	05/09→						
314 CDI	105	05/16→						
314 CDI 4x4	105	05/16→						
315 CDI	110	06/06→						
315 CDI 4x4	110	02/08→12/09						
316	115	09/08→						
316 CDI	120	03/09→						
316 CDI 4x4	120	03/09→						
316 LGT	115	09/08→						
316 NGT	115	09/08→						
318 CDI	135	06/06→12/09						
318 CDI 4x4	135	02/08→12/09						
319 CDI / BlueTEC	140	03/09→						
319 CDI / BlueTEC 4x4	140	03/09→						
324	190	06/06→12/13						
MERCEDES-BENZ - SPRINTER 3,5-t Kasten (B907, B910) 02/18→								
Bremsbackensatz, Feststellbremse								
311 CDI	84	02/18→	→	- eFSB		03.0137-4003.2 654003	∅ 180 x 25 + Zub	
311 CDI RWD	84	02/18→						
314 CDI	105	02/18→						
314 CDI All-wheel Drive	105	01/19→						
314 CDI RWD	105	02/18→						
315 CDI	110	10/21→						
315 CDI RWD	110	06/20→						
316 CDI All-wheel Drive	120	01/19→						
316 CDI RWD	120	02/18→						
317 CDI	125	03/22→						
317 CDI RWD	125	06/20→						
319 CDI All-wheel Drive	140	01/19→						
319 CDI RWD	140	02/18→						
Zubehörsatz, Feststellbremsbacken								
311 CDI	84	02/18→	→	- eFSB		03.0137-9700.2 669700		
311 CDI RWD	84	02/18→				03.0137-9704.2 669704		
314 CDI	105	02/18→						
314 CDI All-wheel Drive	105	01/19→						
314 CDI RWD	105	02/18→						
315 CDI	110	10/21→						
315 CDI RWD	110	06/20→						
316 CDI All-wheel Drive	120	01/19→						
316 CDI RWD	120	02/18→						
317 CDI RWD	125	06/20→						
319 CDI All-wheel Drive	140	01/19→						
319 CDI RWD	140	02/18→						
MERCEDES-BENZ - SPRINTER 3,5-t Pritsche/Fahrgestell (B906) 06/06→								
Bremsbackensatz, Feststellbremse								
309 CDI	65	06/06→12/09	→			03.0137-4003.2 654003	∅ 180 x 25 + Zub	
310 CDI	70	03/09→05/16						
311 CDI	80 - 84	06/06→						
311 CDI 4x4	80	02/08→12/09						
313 CDI	95	06/06→05/16						
313 CDI 4x4	95	06/06→05/16						
314 CDI	105	05/16→						
314 CDI 4x4	105	05/16→						
315 CDI	110	06/06→12/09						
315 CDI 4x4	110	02/08→12/09						
316	115	09/08→						
316 CDI	120	03/09→						
316 CDI 4x4	120	03/09→						
316 LGT	115	09/08→						
316 NGT	115	09/08→						
→								


















	kW			 	! #		
MERCEDES-BENZ - SPRINTER 3,5-t Pritsche/Fahrgestell (B906) 06/06→							
 Bremsbackensatz, Feststellbremse							
318 CDI 318 CDI 4x4 319 CDI / BlueTEC 319 CDI / BlueTEC 4x4 324	135 135 140 140 190	06/06→12/09 02/08→12/09 03/09→ 05/11→ 06/06→12/13	➔			03.0137-4003.2 654003	Ø 180 x 25 + Zub
Zubehörsatz, Feststellbremsbacken							
309 CDI 310 CDI 311 CDI 311 CDI 4x4 313 CDI 313 CDI 4x4 314 CDI 314 CDI 4x4 315 CDI 315 CDI 4x4 316 316 CDI 316 CDI 4x4 316 LGT 316 NGT 318 CDI 318 CDI 4x4 319 CDI / BlueTEC 319 CDI / BlueTEC 4x4 324	65 70 80 - 84 80 95 95 105 105 110 110 115 120 120 115 115 135 135 140 140 190	06/06→12/09 03/09→05/16 06/06→ 02/08→12/09 06/06→05/16 06/06→05/16 05/16→ 05/16→ 06/06→12/09 02/08→12/09 09/08→ 03/09→ 03/09→ 09/08→ 09/08→ 06/06→12/09 02/08→12/09 03/09→ 03/09→ 05/11→ 06/06→12/13	➔			03.0137-9700.2 669700 03.0137-9704.2 669704	
 Seilzug, Feststellbremse							
309 CDI 310 CDI 311 CDI 311 CDI 4x4 313 CDI 313 CDI 4x4 314 CDI 314 CDI 4x4 315 CDI 315 CDI 4x4 316 316 CDI 316 CDI 4x4 316 LGT 316 NGT 318 CDI 318 CDI 4x4 319 CDI / BlueTEC 319 CDI / BlueTEC 4x4 324	65 70 80 - 84 80 95 95 105 105 110 110 115 120 120 115 115 135 135 140 140 190	06/06→12/09 03/09→05/16 06/06→ 02/08→12/09 06/06→05/16 06/06→05/16 05/16→ 05/16→ 06/06→12/09 02/08→12/09 09/08→ 03/09→ 03/09→ 09/08→ 09/08→ 06/06→12/09 02/08→12/09 03/09→ 03/09→ 05/11→ 06/06→12/13		Radstand [mm]: 3.250; für Fahrzeuge ohne abklappbaren Handbremshebel; 	1	24.3727-0472.2 580472	L= 1.468
				Scheibenbremse; 	2	24.3727-0473.2 580473	L= 1.706
				Radstand [mm]: 3.665; für Fahrzeuge ohne abklappbaren Handbremshebel; 	1	24.3727-0474.2 580474	L= 1.867
MERCEDES-BENZ - SPRINTER 3,5-t Pritsche/Fahrgestell (B907, B910) 02/18→							
 Bremsbackensatz, Feststellbremse							
311 CDI 311 CDI RWD 314 CDI 314 CDI All-wheel Drive 314 CDI RWD 315 CDI 315 CDI RWD 316 CDI All-wheel Drive 316 CDI RWD 317 CDI 317 CDI RWD 318 CDI 319 CDI All-wheel Drive 319 CDI RWD	84 84 105 105 105 110 110 120 120 125 125 130 140 140	02/18→ 02/18→ 02/18→ 01/19→ 02/18→ 06/20→ 06/20→ 01/19→ 02/18→ 02/18→ 06/20→ 06/20→ 02/18→ 01/19→ 02/18→	➔	- eFSB		03.0137-4003.2 654003	Ø 180 x 25 + Zub
Zubehörsatz, Feststellbremsbacken							
311 CDI 311 CDI RWD 314 CDI 314 CDI All-wheel Drive 314 CDI RWD 315 CDI 315 CDI RWD 316 CDI All-wheel Drive 316 CDI RWD 317 CDI 317 CDI RWD ➔	84 84 105 105 105 110 110 120 120 125 125	02/18→ 02/18→ 02/18→ 01/19→ 02/18→ 06/20→ 06/20→ 01/19→ 02/18→ 02/18→ 06/20→	➔	- eFSB		03.0137-9700.2 669700 03.0137-9704.2 669704	















	kW					! #		
MERCEDES-BENZ - SPRINTER 3,5-t Pritsche/Fahrgestell (B907, B910) 02/18→								
Zubehörsatz, Feststellbremsbacken								
318 CDI	130	02/18→	→	- eFSB			03.0137-9700.2	669700
319 CDI All-wheel Drive	140	01/19→					03.0137-9704.2	669704
319 CDI RWD	140	02/18→						
MERCEDES-BENZ - SPRINTER 3,5-t Tourer Bus (B907) 02/18→								
 Bremsbackensatz, Feststellbremse								
311 CDI	84	02/18→	→	- eFSB			03.0137-4003.2	654003 Ø 180 x 25 + Zub
314 CDI	105	02/18→						
314 CDI All-wheel Drive	105	01/19→						
315 CDI	110	10/21→						
316 CDI	120	02/18→						
316 CDI All-wheel Drive	120	01/19→						
317 CDI	125	10/21→						
319 CDI	140	02/18→						
319 CDI All-wheel Drive	140	01/19→						
Zubehörsatz, Feststellbremsbacken								
311 CDI	84	02/18→	→	- eFSB			03.0137-9700.2	669700
314 CDI	105	02/18→					03.0137-9704.2	669704
314 CDI All-wheel Drive	105	01/19→						
315 CDI	110	10/21→						
316 CDI	120	02/18→						
316 CDI All-wheel Drive	120	01/19→						
317 CDI	125	10/21→						
319 CDI	140	02/18→						
319 CDI All-wheel Drive	140	01/19→						
MERCEDES-BENZ - SPRINTER 3-t Bus (B903) 01/95→05/12								
 Bremsbackensatz, Feststellbremse								
308 CDI	60	04/00→05/06	→				03.0137-0397.2	650397 Ø 160 x 40
308 D	58 - 60	02/95→04/00					03.0137-4001.2	654001 Ø 160 x 40 + Zub
310 D	75	01/97→12/99						
310 D 4x4	75	05/97→08/02						
311 CDI	80	04/00→05/06						
311 CDI 4x4	80	08/02→05/06						
312 D 2.9	90	02/95→04/00						
312 D 2.9 4x4	90	05/97→08/02						
313 CDI	95	04/00→05/06						
313 CDI 4x4	95	08/02→05/06						
314	105	02/95→05/06						
314 4x4	105	08/02→05/06						
314 NGT	95	02/95→05/06						
316 CDI	115	04/00→05/06						
316 CDI 4x4	115	08/02→05/06						
Zubehörsatz, Feststellbremsbacken								
308 CDI	60	04/00→05/06					03.0137-9700.2	669700
308 D	58 - 60	02/95→04/00	→				03.0137-9255.2	669255
310 D	75	01/97→12/99					03.0137-9704.2	669704
310 D 4x4	75	05/97→08/02						
311 CDI	80	04/00→05/06						
311 CDI 4x4	80	08/02→05/06						
312 D 2.9	90	02/95→04/00						
312 D 2.9 4x4	90	05/97→08/02						
313 CDI	95	04/00→05/06						
313 CDI 4x4	95	08/02→05/06						
314	105	02/95→05/06						
314 4x4	105	08/02→05/06						
316 CDI	115	04/00→05/06						
316 CDI 4x4	115	08/02→05/06						
314 NGT	95	02/95→05/06		04/00→			03.0137-9700.2	669700
			→				03.0137-9255.2	669255
			→	04/00→			03.0137-9704.2	669704
 Seilzug, Feststellbremse								
308 CDI	60	04/00→05/06		Komponentennummer: 504013/01;	2	24.3727-0438.2	580438	L= 1.513
308 D	58 - 60	02/95→04/00		Scheibenbremse; 				
310 D	75	01/97→12/99		Radstand [mm]: 4.025; Scheibenbremse;	1	24.3727-0441.2	580441	L= 2.460
310 D 4x4	75	05/97→08/02		für Fahrzeuge ohne Drehsitz; 				
311 CDI	80	04/00→05/06		Radstand [mm]: 3.000; für Fahrzeuge	1	24.3727-0442.2	580442	L= 1.435
311 CDI 4x4	80	08/02→05/06		ohne Drehsitz; Scheibenbremse; 				
312 D 2.9	90	02/95→04/00		Radstand [mm]: 3.550; für Fahrzeuge	1	24.3727-0443.2	580443	L= 1.990
312 D 2.9 4x4	90	05/97→08/02		ohne Drehsitz; Scheibenbremse; 				
313 CDI	95	04/00→05/06		Radstand [mm]: 3.550; für Fahrzeuge mit	1	24.3727-0444.2	580444	L= 1.970
313 CDI 4x4	95	08/02→05/06		Drehsitz; Scheibenbremse; 				
314	105	02/95→05/06						
→								

























	kW			 	! #		
MERCEDES-BENZ - SPRINTER 3-t Bus (B903) 01/95→05/12							
 Seilzug, Feststellbremse							
314 4x4	105	08/02→05/06		Radstand [mm]: 3.000; für Fahrzeuge mit Drehsitz; Scheibenbremse; 	1	24.3727-0445.2 580445	L= 1.415
314 NGT	95	02/95→05/06					
316 CDI	115	04/00→05/06					
316 CDI 4x4	115	08/02→05/06		Komponentennummer: 504013/04; Scheibenbremse; 	2	24.3727-0463.2 580463	L= 1.545
MERCEDES-BENZ - SPRINTER 3-t Bus (B906) 06/06→							
 Bremsbackensatz, Feststellbremse							
209 CDI	65	04/12→	➔			03.0137-4003.2 654003	Ø 180 x 25 + Zub
210 CDI	70	03/09→12/13					
211 CDI	80 - 84	06/06→					
213 CDI	95	06/06→05/16					
214 CDI	105	04/16→					
215 CDI	110	06/06→12/09					
216	115	09/08→					
218 CDI	135	04/12→					
224	190	06/06→12/13					
216 CDI	120	06/06→	➔	03/09→		03.0137-4003.2 654003	Ø 180 x 25 + Zub
Zubehörsatz, Feststellbremsbacken							
209 CDI	65	04/12→				03.0137-9700.2 669700	
210 CDI	70	03/09→12/13	➔				
211 CDI	80 - 84	06/06→				03.0137-9704.2 669704	
213 CDI	95	06/06→05/16					
214 CDI	105	04/16→					
215 CDI	110	06/06→12/09					
216	115	09/08→					
218 CDI	135	04/12→					
224	190	06/06→12/13					
216 CDI	120	06/06→		03/09→		03.0137-9700.2 669700	
			➔	03/09→		03.0137-9704.2 669704	
 Seilzug, Feststellbremse							
209 CDI	65	04/12→		Radstand [mm]: 3.250; für Fahrzeuge ohne abklappbaren Handbremshebel; 	1	24.3727-0472.2 580472	L= 1.468
210 CDI	70	03/09→12/13					
211 CDI	80 - 84	06/06→		Scheibenbremse; 	2	24.3727-0473.2 580473	L= 1.706
213 CDI	95	06/06→05/16		Radstand [mm]: 3.665; für Fahrzeuge ohne abklappbaren Handbremshebel; 	1	24.3727-0474.2 580474	L= 1.867
214 CDI	105	04/16→					
215 CDI	110	06/06→12/09					
216	115	09/08→					
218 CDI	135	04/12→					
224	190	06/06→12/13					
216 CDI	120	06/06→		Radstand [mm]: 3.250; für Fahrzeuge ohne abklappbaren Handbremshebel; 	1	24.3727-0472.2 580472	L= 1.468
				03/09→; Scheibenbremse; 	2	24.3727-0473.2 580473	L= 1.706
				Radstand [mm]: 3.665; für Fahrzeuge ohne abklappbaren Handbremshebel; 	1	24.3727-0474.2 580474	L= 1.867
MERCEDES-BENZ - SPRINTER 3-t Kasten (B903) 01/95→05/12							
 Bremsbackensatz, Feststellbremse							
308 CDI	60	04/00→05/06	➔			03.0137-0397.2 650397	Ø 160 x 40
308 D 2.3	58 - 60	02/95→04/00				03.0137-4001.2 654001	Ø 160 x 40 + Zub
310 D 2.9	75	02/95→04/00					
311 CDI	80	04/00→05/06					
311 CDI 4x4	80	08/02→05/06					
312 D 2.9	90	02/95→04/00					
312 D 2.9 4x4	90	05/97→08/02					
313 CDI	95	04/00→05/06					
313 CDI 4x4	95	08/02→05/06					
314	105	02/95→05/06					
314 4x4	105	08/02→05/06					
314 NGT	95	02/95→05/06					
316 CDI	115	04/00→05/06					
316 CDI 4x4	115	02/01→05/06					
Zubehörsatz, Feststellbremsbacken							
308 CDI	60	04/00→05/06				03.0137-9700.2 669700	
308 D 2.3	58 - 60	02/95→04/00	➔			03.0137-9255.2 669255	
310 D 2.9	75	02/95→04/00				03.0137-9704.2 669704	
311 CDI	80	04/00→05/06					
311 CDI 4x4	80	08/02→05/06					
312 D 2.9	90	02/95→04/00					
312 D 2.9 4x4	90	05/97→08/02					



































	kw					! #		
MERCEDES-BENZ - SPRINTER 3-t Kasten (B903) 01/95→05/12								
Zubehörsatz, Feststellbremsbacken								
313 CDI	95	04/00→05/06					03.0137-9700.2	669700
313 CDI 4x4	95	08/02→05/06	➔				03.0137-9255.2	669255
314	105	02/95→05/06					03.0137-9704.2	669704
314 4x4	105	08/02→05/06					03.0137-9704.2	669704
316 CDI	115	04/00→05/06						
316 CDI 4x4	115	02/01→05/06						
314 NGT	95	02/95→05/06		04/00→			03.0137-9700.2	669700
			➔				03.0137-9255.2	669255
			➔	04/00→			03.0137-9704.2	669704
Seilzug, Feststellbremse								
308 CDI	60	04/00→05/06		Komponentennummer: 504013/01;	2	24.3727-0438.2	580438	L= 1.513
308 D 2.3	58 -	02/95→04/00		Scheibenbremse; 				
	60							
310 D 2.9	75	02/95→04/00		Radstand [mm]: 4.025; Scheibenbremse;	1	24.3727-0441.2	580441	L= 2.460
311 CDI	80	04/00→05/06		für Fahrzeuge ohne Drehsitz; 				
311 CDI 4x4	80	08/02→05/06						
312 D 2.9	90	02/95→04/00		Radstand [mm]: 3.000; für Fahrzeuge	1	24.3727-0442.2	580442	L= 1.435
312 D 2.9 4x4	90	05/97→08/02		ohne Drehsitz; Scheibenbremse; 				
313 CDI	95	04/00→05/06						
313 CDI 4x4	95	08/02→05/06		Radstand [mm]: 3.550; für Fahrzeuge	1	24.3727-0443.2	580443	L= 1.990
314	105	02/95→05/06		ohne Drehsitz; Scheibenbremse; 				
314 4x4	105	08/02→05/06						
314 NGT	95	02/95→05/06		Radstand [mm]: 3.000; für Fahrzeuge mit	1	24.3727-0445.2	580445	L= 1.415
316 CDI	115	04/00→05/06		Drehsitz; Scheibenbremse; 				
316 CDI 4x4	115	02/01→05/06		Komponentennummer: 504013/04;	2	24.3727-0463.2	580463	L= 1.545
				Scheibenbremse; 				
MERCEDES-BENZ - SPRINTER 3-t Kasten (B906) 06/06→								
Bremsbackensatz, Feststellbremse								
209 CDI	65	06/06→12/09	➔			03.0137-4003.2	654003	Ø 180 x 25 + Zub
210 CDI	70	03/09→						
211 CDI	80 -	06/06→						
	84							
213 CDI	95	06/06→						
214 CDI	105	04/16→						
215 CDI	110	06/06→12/09						
216	115	09/08→						
216 CDI	120	03/09→						
218 CDI	135	06/06→12/09						
219 CDI / BlueTEC	140	03/09→						
224	190	06/06→						
Zubehörsatz, Feststellbremsbacken								
209 CDI	65	06/06→12/09				03.0137-9700.2	669700	
210 CDI	70	03/09→	➔					
211 CDI	80 -	06/06→				03.0137-9704.2	669704	
	84							
213 CDI	95	06/06→						
214 CDI	105	04/16→						
215 CDI	110	06/06→12/09						
216	115	09/08→						
216 CDI	120	03/09→						
218 CDI	135	06/06→12/09						
219 CDI / BlueTEC	140	03/09→						
224	190	06/06→						
Seilzug, Feststellbremse								
209 CDI	65	06/06→12/09		Radstand [mm]: 3.250; für Fahrzeuge	1	24.3727-0472.2	580472	L= 1.468
210 CDI	70	03/09→		ohne abklappbaren Handbremshebel; 				
211 CDI	80 -	06/06→						
	84			Scheibenbremse; 	2	24.3727-0473.2	580473	L= 1.706
213 CDI	95	06/06→						
214 CDI	105	04/16→						
215 CDI	110	06/06→12/09		Radstand [mm]: 3.665; für Fahrzeuge	1	24.3727-0474.2	580474	L= 1.867
216	115	09/08→		ohne abklappbaren Handbremshebel; 				
216 CDI	120	03/09→						
218 CDI	135	06/06→12/09						
219 CDI / BlueTEC	140	03/09→						
224	190	06/06→						
MERCEDES-BENZ - SPRINTER 3-t Kasten (B910) 02/18→								
Bremsbackensatz, Feststellbremse								
211 CDI	84	02/18→	➔	- eFSB		03.0137-4003.2	654003	Ø 180 x 25 + Zub
214 CDI	105	02/18→						
215 CDI	110	10/21→						
➔								











	kW					! #		
MERCEDES-BENZ - SPRINTER 3-t Kasten (B910) 02/18→								
Zubehörsatz, Feststellbremsbacken								
211 CDI	84	02/18→	➔	- eFSB			03.0137-9700.2	669700
214 CDI	105	02/18→					03.0137-9704.2	669704
215 CDI	110	10/21→						
MERCEDES-BENZ - SPRINTER 3-t Pritsche/Fahrgestell (B903) 01/95→05/12								
 Bremsbackensatz, Feststellbremse								
308 CDI	60	04/00→05/06	➔				03.0137-0397.2	650397
308 D 2.3	58 - 60	02/95→04/00					03.0137-4001.2	654001
								∅ 160 x 40
								∅ 160 x 40 + Zub
310 D 2.9	75	01/97→04/00						
311 CDI	80	04/00→05/06						
311 CDI 4x4	80	04/00→05/06						
312 D 2.9	85 - 90	02/95→09/01						
313 CDI	95	04/00→05/06						
313 CDI 4x4	95	04/00→05/06						
314	105	02/95→05/06						
314 4x4	105	08/02→05/06						
314 NGT	95	02/95→05/06						
316 CDI	115	04/00→05/06						
316 CDI 4x4	115	08/02→05/06						
Zubehörsatz, Feststellbremsbacken								
308 CDI	60	04/00→05/06					03.0137-9700.2	669700
308 D 2.3	58 - 60	02/95→04/00	➔				03.0137-9255.2	669255
							03.0137-9704.2	669704
310 D 2.9	75	01/97→04/00						
311 CDI	80	04/00→05/06						
311 CDI 4x4	80	04/00→05/06						
312 D 2.9	85 - 90	02/95→09/01						
313 CDI	95	04/00→05/06						
313 CDI 4x4	95	04/00→05/06						
314	105	02/95→05/06						
314 4x4	105	08/02→05/06						
316 CDI	115	04/00→05/06						
316 CDI 4x4	115	08/02→05/06						
314 NGT	95	02/95→05/06		04/00→			03.0137-9700.2	669700
			➔				03.0137-9255.2	669255
			➔	04/00→			03.0137-9704.2	669704
 Seilzug, Feststellbremse								
308 CDI	60	04/00→05/06		Komponentennummer: 504013/01; Scheibenbremse; 	2	24.3727-0438.2	580438	L= 1.513
308 D 2.3	58 - 60	02/95→04/00						
310 D 2.9	75	01/97→04/00		Radstand [mm]: 4.025; Scheibenbremse; für Fahrzeuge ohne Drehsitz; 	1	24.3727-0441.2	580441	L= 2.460
311 CDI	80	04/00→05/06						
311 CDI 4x4	80	04/00→05/06		Radstand [mm]: 3.000; für Fahrzeuge ohne Drehsitz; Scheibenbremse; 	1	24.3727-0442.2	580442	L= 1.435
312 D 2.9	85 - 90	02/95→09/01						
313 CDI	95	04/00→05/06		Radstand [mm]: 3.550; für Fahrzeuge ohne Drehsitz; Scheibenbremse; 	1	24.3727-0443.2	580443	L= 1.990
313 CDI 4x4	95	04/00→05/06						
314	105	02/95→05/06		Radstand [mm]: 3.550; für Fahrzeuge mit Drehsitz; Scheibenbremse; 	1	24.3727-0444.2	580444	L= 1.970
314 4x4	105	08/02→05/06						
314 NGT	95	02/95→05/06		Radstand [mm]: 3.000; für Fahrzeuge mit Drehsitz; Scheibenbremse; 	1	24.3727-0445.2	580445	L= 1.415
316 CDI	115	04/00→05/06						
316 CDI 4x4	115	08/02→05/06		Komponentennummer: 504013/04; Scheibenbremse; 	2	24.3727-0463.2	580463	L= 1.545
MERCEDES-BENZ - SPRINTER 3-t Pritsche/Fahrgestell (B906) 06/06→								
 Bremsbackensatz, Feststellbremse								
209 CDI	65	06/06→12/09	➔				03.0137-4003.2	654003
210 CDI	70	03/09→05/16						
211 CDI	80 - 84	06/06→						
213 CDI	95	06/06→05/16						
214 CDI	105	04/16→						
215 CDI	110	06/06→12/09						
216	115	09/08→05/16						
216 CDI	120	03/09→						
218 CDI	135	06/06→12/09						
219 CDI / BlueTEC	140	03/09→05/16						
224	190	06/06→12/13						
Zubehörsatz, Feststellbremsbacken								
209 CDI	65	06/06→12/09					03.0137-9700.2	669700
210 CDI	70	03/09→05/16	➔				03.0137-9704.2	669704
➔								

























	kW					! #		
MERCEDES-BENZ - SPRINTER 3-t Pritsche/Fahrgestell (B906) 06/06→								
Zubehörsatz, Feststellbremsbacken								
211 CDI	80 - 84	06/06→					03.0137-9700.2 669700	
213 CDI	95	06/06→05/16	➔				03.0137-9704.2 669704	
214 CDI	105	04/16→						
215 CDI	110	06/06→12/09						
216	115	09/08→05/16						
216 CDI	120	03/09→						
218 CDI	135	06/06→12/09						
219 CDI / BlueTEC	140	03/09→05/16						
224	190	06/06→12/13						
 Seilzug, Feststellbremse								
209 CDI	65	06/06→12/09		Radstand [mm]: 3.250; für Fahrzeuge ohne abklappbaren Handbremshebel; 	1	24.3727-0472.2 580472	580472	L= 1.468
210 CDI	70	03/09→05/16						
211 CDI	80 - 84	06/06→		Scheibenbremse; 	2	24.3727-0473.2 580473	580473	L= 1.706
213 CDI	95	06/06→05/16		Radstand [mm]: 3.665; für Fahrzeuge ohne abklappbaren Handbremshebel; 	1	24.3727-0474.2 580474	580474	L= 1.867
214 CDI	105	04/16→						
215 CDI	110	06/06→12/09						
216	115	09/08→05/16						
216 CDI	120	03/09→						
218 CDI	135	06/06→12/09						
219 CDI / BlueTEC	140	03/09→05/16						
224	190	06/06→12/13						
MERCEDES-BENZ - SPRINTER 3-t Pritsche/Fahrgestell (B910, B907) 02/18→								
 Bremsbackensatz, Feststellbremse								
211 CDI	84	02/18→	➔	- eFSB		03.0137-4003.2 654003	654003	Ø 180 x 25 + Zub
211 CDI RWD	84	02/18→						
214 CDI	105	02/18→						
214 CDI RWD	105	02/18→						
215 CDI	110	10/21→						
215 CDI RWD	110	06/20→						
216 CDI RWD	120	02/18→						
217 CDI RWD	125	06/20→						
Zubehörsatz, Feststellbremsbacken								
211 CDI	84	02/18→	➔	- eFSB		03.0137-9700.2 669700	669700	
211 CDI RWD	84	02/18→				03.0137-9704.2 669704	669704	
214 CDI	105	02/18→						
214 CDI RWD	105	02/18→						
215 CDI	110	10/21→						
215 CDI RWD	110	06/20→						
216 CDI RWD	120	02/18→						
217 CDI RWD	125	06/20→						
MERCEDES-BENZ - SPRINTER 3-t Tourer Bus (B907) 02/18→								
 Bremsbackensatz, Feststellbremse								
211 CDI	84	02/18→	➔	- eFSB		03.0137-4003.2 654003	654003	Ø 180 x 25 + Zub
214 CDI	105	02/18→						
215 CDI	110	10/21→						
217 CDI	125	10/21→						
Zubehörsatz, Feststellbremsbacken								
211 CDI	84	02/18→	➔	- eFSB		03.0137-9700.2 669700	669700	
214 CDI	105	02/18→				03.0137-9704.2 669704	669704	
215 CDI	110	10/21→						
217 CDI	125	10/21→						
MERCEDES-BENZ - SPRINTER 4,6-t Kasten (B906) 06/06→								
 Bremsbackensatz, Feststellbremse								
411 CDI	80 - 84	06/09→	➔			03.0137-4003.2 654003	654003	Ø 180 x 25 + Zub
413 CDI	95	06/06→05/16						
414 CDI	105	05/16→						
415 CDI	110	06/09→12/09						
416 CDI	120	03/09→						
418 CDI	135	06/09→05/16						
419 CDI	140	03/09→						
424	190	06/06→12/13						
414 CDI 4x4	105	05/16→	➔			03.0137-4008.2 654008	654008	Ø 172 x 42 - HEB / + Zub
416 CDI 4x4	120	11/13→						
Zubehörsatz, Feststellbremsbacken								
411 CDI	80 - 84	06/09→				03.0137-9700.2 669700	669700	
413 CDI	95	06/06→05/16	➔			03.0137-9704.2 669704	669704	
414 CDI	105	05/16→						
→								













	kw					! #		
MERCEDES-BENZ - SPRINTER 4,6-t Kasten (B906) 06/06 →								
Zubehörsatz, Feststellbremsbacken								
415 CDI	110	06/09 → 12/09					03.0137-9700.2 669700	
416 CDI	120	03/09 →	➔				03.0137-9704.2 669704	
418 CDI	135	06/09 → 05/16						
419 CDI	140	03/09 →						
424	190	06/06 → 12/13						
 Seilzug, Feststellbremse								
411 CDI	80 - 84	06/09 →		Radstand [mm]: 3.250; für Fahrzeuge ohne abklappbaren Handbremshebel; 	1	24.3727-0472.2 580472	580472	L= 1.468
413 CDI	95	06/06 → 05/16		Scheibenbremse; 	2	24.3727-0473.2 580473	580473	L= 1.706
414 CDI	105	05/16 →						
415 CDI	110	06/09 → 12/09		Radstand [mm]: 3.665; für Fahrzeuge ohne abklappbaren Handbremshebel; 	1	24.3727-0474.2 580474	580474	L= 1.867
416 CDI	120	03/09 →						
418 CDI	135	06/09 → 05/16						
419 CDI	140	03/09 →						
424	190	06/06 → 12/13						
414 CDI 4x4	105	05/16 →		für Reifenabmessung: 285/65 R 16 C; Scheibenbremse; 	2	24.3727-0471.2 580471	580471	L= 1.430
416 CDI 4x4	120	11/13 →						
				Radstand [mm]: 3.250; für Fahrzeuge ohne abklappbaren Handbremshebel; 	1	24.3727-0472.2 580472	580472	L= 1.468
				Radstand [mm]: 3.665; für Fahrzeuge ohne abklappbaren Handbremshebel; 	1	24.3727-0474.2 580474	580474	L= 1.867
				S 544980 →; Scheibenbremse; 	2	24.3727-0475.2 580475	580475	L= 1.399
MERCEDES-BENZ - SPRINTER 4,6-t Pritsche/Fahrgestell (B906) 06/06 →								
 Bremsbackensatz, Feststellbremse								
411 CDI	80 - 84	06/09 →	➔			03.0137-4003.2 654003	654003	Ø 180 x 25 + Zub
413 CDI	95	03/09 →						
414 CDI	105	05/16 →						
415 CDI	110	06/06 →						
416 CDI	120	03/09 →						
418 CDI	135	06/06 → 12/09						
419 CDI	140	03/09 →						
424	190	06/06 → 12/13						
Zubehörsatz, Feststellbremsbacken								
411 CDI	80 - 84	06/09 →	➔			03.0137-9700.2 669700	669700	
413 CDI	95	03/09 →				03.0137-9704.2 669704	669704	
414 CDI	105	05/16 →						
415 CDI	110	06/06 →						
416 CDI	120	03/09 →						
418 CDI	135	06/06 → 12/09						
419 CDI	140	03/09 →						
424	190	06/06 → 12/13						
 Seilzug, Feststellbremse								
411 CDI	80 - 84	06/09 →		Radstand [mm]: 3.250; für Fahrzeuge ohne abklappbaren Handbremshebel; 	1	24.3727-0472.2 580472	580472	L= 1.468
413 CDI	95	03/09 →		Scheibenbremse; 	2	24.3727-0473.2 580473	580473	L= 1.706
414 CDI	105	05/16 →						
415 CDI	110	06/06 →		Radstand [mm]: 3.665; für Fahrzeuge ohne abklappbaren Handbremshebel; 	1	24.3727-0474.2 580474	580474	L= 1.867
416 CDI	120	03/09 →						
418 CDI	135	06/06 → 12/09						
419 CDI	140	03/09 →						
424	190	06/06 → 12/13						
MERCEDES-BENZ - SPRINTER 4-t Bus (B904) 02/96 → 05/06								
 Bremsbackensatz, Feststellbremse								
408 CDI	60	04/00 → 05/06	➔			03.0137-4015.2 654015	654015	Ø 170 x 40 + Zub
411 CDI	80	04/00 → 05/06						
413 CDI	95	04/00 → 05/06						
414	105	02/96 → 05/06						
416 CDI	115	04/00 → 05/06						
Zubehörsatz, Feststellbremsbacken								
408 CDI	60	04/00 → 05/06				03.0137-9700.2 669700	669700	
411 CDI	80	04/00 → 05/06	➔			03.0137-9256.2 669256	669256	
413 CDI	95	04/00 → 05/06				03.0137-9704.2 669704	669704	
414	105	02/96 → 05/06						
416 CDI	115	04/00 → 05/06						
 Seilzug, Feststellbremse								
408 CDI	60	04/00 → 05/06		Scheibenbremse; 		24.3727-0179.2 580179	580179	L= 1.525
411 CDI	80	04/00 → 05/06						
413 CDI	95	04/00 → 05/06		Scheibenbremse; 		24.3727-0180.2 580180	580180	L= 1.526
414	105	02/96 → 05/06						
➔								






























	kw					! #		
MERCEDES-BENZ - SPRINTER 4-t Bus (B904) 02/96→05/06								
 Seilzug, Feststellbremse								
416 CDI	115	04/00→05/06		Scheibenbremse; Radstand [mm]: 4.025; für Fahrzeuge mit Drehsitz; 	1	24.3727-0181.2	580181	L= 2.440
				Radstand [mm]: 4.025; für Fahrzeuge ohne Drehsitz; 	1	24.3727-0441.2	580441	L= 2.460
				Radstand [mm]: 3.550; für Fahrzeuge ohne Drehsitz; 	1	24.3727-0443.2	580443	L= 1.990
				Radstand [mm]: 3.550; für Fahrzeuge mit Drehsitz; 	1	24.3727-0444.2	580444	L= 1.970
MERCEDES-BENZ - SPRINTER 4-t Kasten (B904) 02/95→05/12								
 Bremsbackensatz, Feststellbremse								
408 CDI	60	04/00→05/06	➔			03.0137-4015.2	654015	∅ 170 x 40 + Zub
408 D	58	02/96→05/06						
410 D 4x4	75	05/97→05/06						
411 CDI	80	04/00→05/06						
411 CDI 4x4	80	04/00→05/06						
412 D	85 - 90	02/96→05/06						
412 D 4x4	85 - 90	05/97→05/06						
413 CDI	95	04/00→05/06						
413 CDI 4x4	95	04/00→05/06						
414	105	02/96→05/06						
414 4x4	105	05/97→05/06						
414 D 4x4	90	05/97→05/06						
414 NGT	95	02/95→05/06						
416 CDI	115	04/00→05/06						
416 CDI 4x4	115	04/00→05/06						
410 D	75	02/96→05/06	➔	09/96→		03.0137-4015.2	654015	∅ 170 x 40 + Zub
Zubehörsatz, Feststellbremsbacken								
408 CDI	60	04/00→05/06				03.0137-9700.2	669700	
408 D	58	02/96→05/06	➔			03.0137-9256.2	669256	
410 D 4x4	75	05/97→05/06				03.0137-9704.2	669704	
411 CDI	80	04/00→05/06						
411 CDI 4x4	80	04/00→05/06						
412 D	85 - 90	02/96→05/06						
412 D 4x4	85 - 90	05/97→05/06						
413 CDI	95	04/00→05/06						
413 CDI 4x4	95	04/00→05/06						
414	105	02/96→05/06						
414 4x4	105	05/97→05/06						
414 D 4x4	90	05/97→05/06						
416 CDI	115	04/00→05/06						
416 CDI 4x4	115	04/00→05/06						
410 D	75	02/96→05/06		09/96→		03.0137-9700.2	669700	
			➔	09/96→		03.0137-9256.2	669256	
						03.0137-9704.2	669704	
414 NGT	95	02/95→05/06		06/95→		03.0137-9700.2	669700	
			➔			03.0137-9256.2	669256	
			➔	06/95→		03.0137-9704.2	669704	
 Seilzug, Feststellbremse								
408 CDI	60	04/00→05/06		Scheibenbremse; <input type="checkbox"/>		24.3727-0179.2	580179	L= 1.525
408 D	58	02/96→05/06		Scheibenbremse; <input type="checkbox"/>		24.3727-0180.2	580180	L= 1.526
410 D 4x4	75	05/97→05/06						
411 CDI	80	04/00→05/06		Scheibenbremse; Radstand [mm]: 4.025; für Fahrzeuge mit Drehsitz; 	1	24.3727-0181.2	580181	L= 2.440
411 CDI 4x4	80	04/00→05/06						
412 D	85 - 90	02/96→05/06		Radstand [mm]: 4.025; für Fahrzeuge ohne Drehsitz; 	1	24.3727-0441.2	580441	L= 2.460
412 D 4x4	85 - 90	05/97→05/06		Radstand [mm]: 3.550; für Fahrzeuge ohne Drehsitz; 	1	24.3727-0443.2	580443	L= 1.990
413 CDI	95	04/00→05/06		Radstand [mm]: 3.550; für Fahrzeuge mit Drehsitz; 	1	24.3727-0444.2	580444	L= 1.970
413 CDI 4x4	95	04/00→05/06						
414	105	02/96→05/06						
414 4x4	105	05/97→05/06						
414 D 4x4	90	05/97→05/06						
414 NGT	95	02/95→05/06						
416 CDI	115	04/00→05/06						
416 CDI 4x4	115	04/00→05/06						
410 D	75	02/96→05/06		09/96→; Scheibenbremse; <input type="checkbox"/>		24.3727-0179.2	580179	L= 1.525
				09/96→; Scheibenbremse; <input type="checkbox"/>		24.3727-0180.2	580180	L= 1.526
➔								











	kw					! #		
MERCEDES-BENZ - SPRINTER 4-t Kasten (B904) 02/95→05/12								
 Seilzug, Feststellbremse								
410 D	75	02/96→05/06			09/96→; Scheibenbremse; Radstand [mm]: 4.025; für Fahrzeuge mit Drehsitz; 	1	24.3727-0181.2 580181	L= 2.440
					09/96→; Radstand [mm]: 4.025; für Fahrzeuge ohne Drehsitz; 	1	24.3727-0441.2 580441	L= 2.460
					09/96→; Radstand [mm]: 3.550; für Fahrzeuge ohne Drehsitz; 	1	24.3727-0443.2 580443	L= 1.990
					09/96→; Radstand [mm]: 3.550; für Fahrzeuge mit Drehsitz; 	1	24.3727-0444.2 580444	L= 1.970
MERCEDES-BENZ - SPRINTER 4-t Kasten (B907, B910) 02/18→								
 Bremsbackensatz, Feststellbremse								
411 CDI	84	02/18→	➔		- eFSB		03.0137-4003.2 654003	Ø 180 x 25 + Zub
411 CDI RWD	84	02/18→						
414 CDI	105	02/18→						
414 CDI All-wheel Drive	105	01/19→						
414 CDI RWD	105	02/18→						
415 CDI	110	10/21→						
415 CDI RWD	110	10/21→						
416 CDI All-wheel Drive	120	01/19→						
416 CDI RWD	120	02/18→						
417 CDI RWD	125	06/20→						
419 CDI All-wheel Drive	140	01/19→						
419 CDI RWD	140	02/18→						
Zubehörsatz, Feststellbremsbacken								
411 CDI	84	02/18→	➔		- eFSB		03.0137-9700.2 669700	
411 CDI RWD	84	02/18→						
414 CDI	105	02/18→					03.0137-9704.2 669704	
414 CDI All-wheel Drive	105	01/19→						
414 CDI RWD	105	02/18→						
415 CDI	110	10/21→						
415 CDI RWD	110	10/21→						
416 CDI All-wheel Drive	120	01/19→						
416 CDI RWD	120	02/18→						
417 CDI RWD	125	06/20→						
419 CDI All-wheel Drive	140	01/19→						
419 CDI RWD	140	02/18→						
MERCEDES-BENZ - SPRINTER 4-t Pritsche/Fahrgestell (B904) 02/95→05/12								
 Bremsbackensatz, Feststellbremse								
408 CDI	60	04/00→05/06	➔				03.0137-4015.2 654015	Ø 170 x 40 + Zub
408 D	58	02/96→05/06						
410 D 4x4	75	05/97→05/06						
411 CDI	80	04/00→05/06						
411 CDI 4x4	80	04/00→05/06						
412 D	85 - 90	02/96→05/06						
412 D 4x4	85 - 90	05/97→05/06						
413 CDI	95	04/00→05/06						
413 CDI 4x4	95	04/00→05/06						
414	105	02/95→05/06						
414 4x4	105	05/97→05/06						
416 CDI	115	04/00→05/06						
416 CDI 4x4	115	04/00→05/06						
410 D	75	02/96→05/06	➔		09/96→		03.0137-4015.2 654015	Ø 170 x 40 + Zub
Zubehörsatz, Feststellbremsbacken								
408 CDI	60	04/00→05/06					03.0137-9700.2 669700	
408 D	58	02/96→05/06						
410 D 4x4	75	05/97→05/06	➔				03.0137-9256.2 669256	
411 CDI	80	04/00→05/06					03.0137-9704.2 669704	
411 CDI 4x4	80	04/00→05/06						
412 D	85 - 90	02/96→05/06						
412 D 4x4	85 - 90	05/97→05/06						
413 CDI	95	04/00→05/06						
413 CDI 4x4	95	04/00→05/06						
414 4x4	105	05/97→05/06						
416 CDI	115	04/00→05/06						
416 CDI 4x4	115	04/00→05/06						
410 D	75	02/96→05/06			09/96→		03.0137-9700.2 669700	
			➔		09/96→		03.0137-9256.2 669256	
							03.0137-9704.2 669704	
414 →	105	02/95→05/06			06/95→		03.0137-9700.2 669700	












	kW					! #		
MERCEDES-BENZ - SPRINTER 4-t Pritsche/Fahrgestell (B904) 02/95→05/12								
Zubehörsatz, Feststellbremsbacken								
414	105	02/95→05/06	➔				03.0137-9256.2 669256	
			➔	06/95→			03.0137-9704.2 669704	
 Seilzug, Feststellbremse								
408 CDI	60	04/00→05/06		Scheibenbremse; <input type="checkbox"/>			24.3727-0179.2 580179	L= 1.525
408 D	58	02/96→05/06		Scheibenbremse; <input type="checkbox"/>			24.3727-0180.2 580180	L= 1.526
410 D 4x4	75	05/97→05/06						
411 CDI	80	04/00→05/06		Scheibenbremse; Radstand [mm]: 4.025; für Fahrzeuge mit Drehsitz; <input type="checkbox"/>	1		24.3727-0181.2 580181	L= 2.440
411 CDI 4x4	80	04/00→05/06						
412 D	85 - 90	02/96→05/06		Radstand [mm]: 4.025; für Fahrzeuge ohne Drehsitz; <input type="checkbox"/>	1		24.3727-0441.2 580441	L= 2.460
412 D 4x4	85 - 90	05/97→05/06		Radstand [mm]: 3.550; für Fahrzeuge ohne Drehsitz; <input type="checkbox"/>	1		24.3727-0443.2 580443	L= 1.990
413 CDI	95	04/00→05/06						
413 CDI 4x4	95	04/00→05/06		Radstand [mm]: 3.550; für Fahrzeuge mit Drehsitz; <input type="checkbox"/>	1		24.3727-0444.2 580444	L= 1.970
414	105	02/95→05/06						
414 4x4	105	05/97→05/06						
416 CDI	115	04/00→05/06						
416 CDI 4x4	115	04/00→05/06						
410 D	75	02/96→05/06		09/96→; Scheibenbremse; <input type="checkbox"/>			24.3727-0179.2 580179	L= 1.525
				09/96→; Scheibenbremse; <input type="checkbox"/>			24.3727-0180.2 580180	L= 1.526
				09/96→; Scheibenbremse; Radstand [mm]: 4.025; für Fahrzeuge mit Drehsitz; <input type="checkbox"/>	1		24.3727-0181.2 580181	L= 2.440
				09/96→; Radstand [mm]: 4.025; für Fahrzeuge ohne Drehsitz; <input type="checkbox"/>	1		24.3727-0441.2 580441	L= 2.460
				09/96→; Radstand [mm]: 3.550; für Fahrzeuge ohne Drehsitz; <input type="checkbox"/>	1		24.3727-0443.2 580443	L= 1.990
				09/96→; Radstand [mm]: 3.550; für Fahrzeuge mit Drehsitz; <input type="checkbox"/>	1		24.3727-0444.2 580444	L= 1.970
MERCEDES-BENZ - SPRINTER 4-t Pritsche/Fahrgestell (B907, B910) 02/18→								
 Bremsbackensatz, Feststellbremse								
411 CDI	84	02/18→	➔	- eFSB			03.0137-4003.2 654003	Ø 180 x 25 + Zub
411 CDI RWD	84	02/18→						
414 CDI	105	02/18→						
414 CDI All-wheel Drive	105	01/19→						
414 CDI RWD	105	02/18→						
415 CDI	110	06/20→						
415 CDI RWD	110	10/21→						
416 CDI All-wheel Drive	120	01/19→						
416 CDI RWD	120	02/18→						
417 CDI	125	02/18→						
417 CDI RWD	125	10/21→						
418 CDI	130	02/18→						
419 CDI All-wheel Drive	140	01/19→						
419 CDI RWD	140	02/18→						
Zubehörsatz, Feststellbremsbacken								
411 CDI	84	02/18→	➔	- eFSB			03.0137-9700.2 669700	
411 CDI RWD	84	02/18→					03.0137-9704.2 669704	
414 CDI	105	02/18→						
414 CDI All-wheel Drive	105	01/19→						
414 CDI RWD	105	02/18→						
415 CDI	110	06/20→						
415 CDI RWD	110	10/21→						
416 CDI All-wheel Drive	120	01/19→						
416 CDI RWD	120	02/18→						
417 CDI	125	02/18→						
417 CDI RWD	125	10/21→						
418 CDI	130	02/18→						
419 CDI All-wheel Drive	140	01/19→						
419 CDI RWD	140	02/18→						
MERCEDES-BENZ - SPRINTER 4-t Tourer Bus (B907) 02/18→								
 Bremsbackensatz, Feststellbremse								
411 CDI	84	02/18→	➔	- eFSB			03.0137-4003.2 654003	Ø 180 x 25 + Zub
414 CDI	105	09/19→						
419 CDI	140	02/18→						
Zubehörsatz, Feststellbremsbacken								
411 CDI	84	02/18→	➔	- eFSB			03.0137-9700.2 669700	
414 CDI	105	09/19→					03.0137-9704.2 669704	
419 CDI	140	02/18→						











	kw					! #		
MERCEDES-BENZ - SPRINTER 5-t Bus (B906) 06/06→								
 Bremsbackensatz, Feststellbremse								
513 CDI 515 CDI 516 CDI 519 CDI	95 110 120 140	03/09→ 06/06→ 03/09→ 03/09→	➔				03.0137-4008.2 654008	Ø 172 x 42 - HEB / + Zub
 Seilzug, Feststellbremse								
513 CDI 515 CDI 516 CDI 519 CDI	95 110 120 140	03/09→ 06/06→ 03/09→ 03/09→		für Reifenabmessung: 285/65 R 16 C; Scheibenbremse; 	2	24.3727-0471.2 580471	L= 1.430	
				Radstand [mm]: 3.250; für Fahrzeuge ohne abklappbaren Handbremshebel; 	1	24.3727-0472.2 580472	L= 1.468	
				Radstand [mm]: 3.665; für Fahrzeuge ohne abklappbaren Handbremshebel; 	1	24.3727-0474.2 580474	L= 1.867	
				S 544980→; Scheibenbremse; 	2	24.3727-0475.2 580475	L= 1.399	
MERCEDES-BENZ - SPRINTER 5-t Kasten (B906) 06/06→								
 Bremsbackensatz, Feststellbremse								
509 CDI 510 CDI 511 CDI 511 CDI 4x4 513 CDI 4x4 514 CDI 514 CDI 4x4 515 CDI 515 CDI 4x4 516 516 CDI 516 CDI 4x4 516 NGT 518 CDI 518 CDI 4x4 519 CDI / BlueTEC 519 CDI / BlueTEC 4x4 524	65 70 80 - 84 80 95 105 105 110 110 115 120 120 115 135 135 140 140 190	06/06→12/09 03/09→05/16 06/06→ 06/06→12/09 06/06→ 05/16→ 05/16→ 06/06→ 06/06→12/09 03/09→ 03/09→ 06/06→ 03/09→ 06/06→12/09 06/06→12/09 03/09→ 03/09→ 06/06→12/13	➔				03.0137-4008.2 654008	Ø 172 x 42 - HEB / + Zub
513 CDI	95	06/06→	➔	03/09→			03.0137-4008.2 654008	Ø 172 x 42 - HEB / + Zub
 Seilzug, Feststellbremse								
509 CDI 510 CDI 511 CDI 511 CDI 4x4 513 CDI 4x4 514 CDI 514 CDI 4x4 515 CDI 515 CDI 4x4 516 516 CDI 516 CDI 4x4 516 NGT 518 CDI 518 CDI 4x4 519 CDI / BlueTEC 519 CDI / BlueTEC 4x4 524	65 70 80 - 84 80 95 105 105 110 110 115 120 120 115 135 135 140 140 190	06/06→12/09 03/09→05/16 06/06→ 06/06→12/09 06/06→ 05/16→ 05/16→ 06/06→ 06/06→12/09 03/09→ 03/09→ 06/06→ 03/09→ 06/06→12/09 06/06→12/09 03/09→ 03/09→ 06/06→12/13		für Reifenabmessung: 285/65 R 16 C; Scheibenbremse; 	2	24.3727-0471.2 580471	L= 1.430	
				Radstand [mm]: 3.250; für Fahrzeuge ohne abklappbaren Handbremshebel; 	1	24.3727-0472.2 580472	L= 1.468	
				Radstand [mm]: 3.665; für Fahrzeuge ohne abklappbaren Handbremshebel; 	1	24.3727-0474.2 580474	L= 1.867	
				S 544980→; Scheibenbremse; 	2	24.3727-0475.2 580475	L= 1.399	
513 CDI	95	06/06→		03/09→; für Reifenabmessung: 285/65 R 16 C; Scheibenbremse; 	2	24.3727-0471.2 580471	L= 1.430	
				Radstand [mm]: 3.250; für Fahrzeuge ohne abklappbaren Handbremshebel; 	1	24.3727-0472.2 580472	L= 1.468	
				Radstand [mm]: 3.665; für Fahrzeuge ohne abklappbaren Handbremshebel; 	1	24.3727-0474.2 580474	L= 1.867	
				S 544980→; Scheibenbremse; 	2	24.3727-0475.2 580475	L= 1.399	
MERCEDES-BENZ - SPRINTER 5-t Kasten (B907) 02/18→								
 Bremsbackensatz, Feststellbremse								
511 CDI 514 CDI 516 CDI 516 CDI All-wheel Drive 519 CDI 519 CDI All-wheel Drive	84 105 120 120 140 140	02/18→ 02/18→ 02/18→ 01/19→ 02/18→ 01/19→	➔				03.0137-4008.2 654008	Ø 172 x 42 - HEB / + Zub
515 CDI 517 CDI 519 CDI 519 CDI All-wheel Drive	110 125 140 140	10/21→ 06/20→ 10/21→ 10/21→	➔	- eFSB			03.0137-4008.2 654008	Ø 172 x 42 - HEB / + Zub













	kw					! #		
MERCEDES-BENZ - SPRINTER 5-t Pritsche/Fahrgestell (B906) 06/06→								
 Bremsbackensatz, Feststellbremse								
509 CDI	65	06/06→12/09	➔				03.0137-4008.2 654008	Ø 172 x 42 - HEB / + Zub
510 CDI	70	03/09→						
511 CDI	80 - 84	06/06→						
511 CDI 4x4	80	06/06→12/09						
513 CDI 4x4	95	05/11→05/16						
514 CDI	105	05/16→						
514 CDI 4x4	105	05/16→						
515 CDI	110	06/06→						
515 CDI 4x4	110	06/06→12/09						
516	115	09/08→						
516 CDI	120	03/09→						
516 CDI 4x4	120	05/11→						
516 NGT	115	09/08→						
518 CDI	135	06/06→12/09						
518 CDI 4x4	135	06/06→12/09						
519 CDI / BlueTEC	140	03/09→						
519 CDI / BlueTEC 4x4	140	03/09→						
524	190	06/06→12/13						
513 CDI	95	06/06→05/16	➔	03/09→			03.0137-4008.2 654008	Ø 172 x 42 - HEB / + Zub
 Seilzug, Feststellbremse								
509 CDI	65	06/06→12/09		für Reifenabmessung: 285/65 R 16 C; Scheibenbremse; ⚡	2	24.3727-0471.2 580471		L= 1.430
510 CDI	70	03/09→						
511 CDI	80 - 84	06/06→		Radstand [mm]: 3.250; für Fahrzeuge ohne abklappbaren Handbremshebel; ⚡	1	24.3727-0472.2 580472		L= 1.468
511 CDI 4x4	80	06/06→12/09						
513 CDI 4x4	95	05/11→05/16		Radstand [mm]: 3.665; für Fahrzeuge ohne abklappbaren Handbremshebel; ⚡	1	24.3727-0474.2 580474		L= 1.867
514 CDI	105	05/16→						
514 CDI 4x4	105	05/16→						
515 CDI	110	06/06→		S 544980→; Scheibenbremse; ⚡	2	24.3727-0475.2 580475		L= 1.399
515 CDI 4x4	110	06/06→12/09						
516	115	09/08→						
516 CDI	120	03/09→						
516 CDI 4x4	120	05/11→						
516 NGT	115	09/08→						
518 CDI	135	06/06→12/09						
518 CDI 4x4	135	06/06→12/09						
519 CDI / BlueTEC	140	03/09→						
519 CDI / BlueTEC 4x4	140	03/09→						
524	190	06/06→12/13						
513 CDI	95	06/06→05/16		03/09→; für Reifenabmessung: 285/65 R 16 C; Scheibenbremse; ⚡	2	24.3727-0471.2 580471		L= 1.430
				Radstand [mm]: 3.250; für Fahrzeuge ohne abklappbaren Handbremshebel; ⚡	1	24.3727-0472.2 580472		L= 1.468
				Radstand [mm]: 3.665; für Fahrzeuge ohne abklappbaren Handbremshebel; ⚡	1	24.3727-0474.2 580474		L= 1.867
				S 544980→; Scheibenbremse; ⚡	2	24.3727-0475.2 580475		L= 1.399
MERCEDES-BENZ - SPRINTER 5-t Pritsche/Fahrgestell (B907) 02/18→								
 Bremsbackensatz, Feststellbremse								
511 CDI	84	02/18→	➔				03.0137-4008.2 654008	Ø 172 x 42 - HEB / + Zub
514 CDI	105	02/18→						
516 CDI	120	02/18→						
516 CDI All-wheel Drive	120	01/19→						
519 CDI	140	02/18→						
519 CDI All-wheel Drive	140	01/19→						
515 CDI RWD	110	10/21→	➔	- eFSB			03.0137-4008.2 654008	Ø 172 x 42 - HEB / + Zub
519 CDI All-wheel Drive	140	10/21→						
519 CDI RWD	140	10/21→						
MERCEDES-BENZ - SPRINTER CLASSIC 3,5-t Kasten (B909) 09/13→								
 Bremsbackensatz, Feststellbremse								
311 CDI	80	09/13→	➔				03.0137-0397.2 650397	Ø 160 x 40
313 CDI	100	01/17→					03.0137-4001.2 654001	Ø 160 x 40 + Zub
Zubehörsatz, Feststellbremsbacken								
311 CDI	80	09/13→					03.0137-9700.2 669700	
313 CDI	100	01/17→	➔				03.0137-9255.2 669255	
							03.0137-9704.2 669704	
 Seilzug, Feststellbremse								
311 CDI	80	09/13→		Komponentennummer: 504013/01; Scheibenbremse; ⚡	2	24.3727-0438.2 580438		L= 1.513
313 CDI	100	01/17→						
➔								










	kw					! #		
MERCEDES-BENZ - SPRINTER CLASSIC 3,5-t Kasten (B909) 09/13→								
 Seilzug, Feststellbremse								
311 CDI 313 CDI	80 100	09/13→ 01/17→			Radstand [mm]: 4.025; Scheibenbremse; für Fahrzeuge ohne Drehsitz; 	1	24.3727-0441.2 580441	L= 2.460
					Radstand [mm]: 3.000; für Fahrzeuge ohne Drehsitz; Scheibenbremse; 	1	24.3727-0442.2 580442	L= 1.435
					Radstand [mm]: 3.550; für Fahrzeuge ohne Drehsitz; Scheibenbremse; 	1	24.3727-0443.2 580443	L= 1.990
					Radstand [mm]: 3.550; für Fahrzeuge mit Drehsitz; Scheibenbremse; 	1	24.3727-0444.2 580444	L= 1.970
					Radstand [mm]: 3.000; für Fahrzeuge mit Drehsitz; Scheibenbremse; 	1	24.3727-0445.2 580445	L= 1.415
					Komponentennummer: 504013/04; Scheibenbremse; 	2	24.3727-0463.2 580463	L= 1.545
MERCEDES-BENZ - SPRINTER CLASSIC 4,6-t Bus (B909) 09/13→								
 Bremsbackensatz, Feststellbremse								
411 CDI	80	09/13→	➔				03.0137-4015.2 654015	Ø 170 x 40 + Zub
Zubehörsatz, Feststellbremsbacken								
411 CDI	80	09/13→					03.0137-9700.2 669700	
			➔				03.0137-9256.2 669256	
							03.0137-9704.2 669704	
 Seilzug, Feststellbremse								
411 CDI	80	09/13→			Scheibenbremse; <input type="checkbox"/>		24.3727-0179.2 580179	L= 1.525
					Scheibenbremse; <input type="checkbox"/>		24.3727-0180.2 580180	L= 1.526
					Scheibenbremse; Radstand [mm]: 4.025; für Fahrzeuge mit Drehsitz; 	1	24.3727-0181.2 580181	L= 2.440
					Radstand [mm]: 4.025; für Fahrzeuge ohne Drehsitz; 	1	24.3727-0441.2 580441	L= 2.460
					Radstand [mm]: 3.550; für Fahrzeuge ohne Drehsitz; 	1	24.3727-0443.2 580443	L= 1.990
					Radstand [mm]: 3.550; für Fahrzeuge mit Drehsitz; 	1	24.3727-0444.2 580444	L= 1.970
MERCEDES-BENZ - SPRINTER CLASSIC 4,6-t Kasten (B909) 01/17→								
 Bremsbackensatz, Feststellbremse								
413 CDI	100	01/17→	➔				03.0137-4015.2 654015	Ø 170 x 40 + Zub
Zubehörsatz, Feststellbremsbacken								
413 CDI	100	01/17→					03.0137-9700.2 669700	
			➔				03.0137-9256.2 669256	
							03.0137-9704.2 669704	
 Seilzug, Feststellbremse								
413 CDI	100	01/17→			Scheibenbremse; <input type="checkbox"/>		24.3727-0179.2 580179	L= 1.525
					Scheibenbremse; <input type="checkbox"/>		24.3727-0180.2 580180	L= 1.526
					Scheibenbremse; Radstand [mm]: 4.025; für Fahrzeuge mit Drehsitz; 	1	24.3727-0181.2 580181	L= 2.440
					Radstand [mm]: 4.025; für Fahrzeuge ohne Drehsitz; 	1	24.3727-0441.2 580441	L= 2.460
					Radstand [mm]: 3.550; für Fahrzeuge ohne Drehsitz; 	1	24.3727-0443.2 580443	L= 1.990
					Radstand [mm]: 3.550; für Fahrzeuge mit Drehsitz; 	1	24.3727-0444.2 580444	L= 1.970
MERCEDES-BENZ - Vaneo (414) 02/02→07/05								
 Bremsbackensatz, Feststellbremse								
1.6 1.7 CDI 1.9	60 - 75 55 - 67 92	02/02→07/05 02/02→07/05 02/02→07/05	➔				03.0137-4013.2 654013	Ø 164 x 20 + Zub
 Seilzug, Feststellbremse								
1.6 1.7 CDI 1.9	60 - 75 55 - 67 92	02/02→07/05 02/02→07/05 02/02→07/05			Scheibenbremse; <input type="checkbox"/>		24.3727-0427.2 580427	L= 685
					Scheibenbremse; <input type="checkbox"/>		24.3727-0428.2 580428	L= 1.038
					Scheibenbremse; 	1	24.3727-0450.2 580450	L= 1.463















	kw			 	! #		
MERCEDES-BENZ - VIANO (W639) 09/03→							
 Bremsbackensatz, Feststellbremse							
3.2	140 - 160	09/03→	➡	→ 02/14		03.0137-4009.2 654009	Ø 186 x 20 - HEB / + Zub
3.5	190	09/07→					
3.7	170	06/04→					
CDI 2.0	80	09/03→					
CDI 2.2	70 - 120	09/03→					
CDI 2.2 4-matic	100 - 120	07/10→					
CDI 3.0	150 - 165	03/06→					
3.7	165	06/04→07/07	➡			03.0137-4009.2 654009	Ø 186 x 20 - HEB / + Zub
CDI 2.0	85	08/05→					
CDI 2.0 4-matic	85	03/06→					
CDI 2.2	110	01/14→					
CDI 2.0 4-matic	80	07/05→	➡	07/10→ 02/14		03.0137-4009.2 654009	Ø 186 x 20 - HEB / + Zub
CDI 2.2 4-matic	110	07/05→					
Zubehörsatz, Feststellbremsbacken							
3.2	140 - 160	09/03→	➡	→ 02/14		03.0137-9703.2 669703	
3.5	190	09/07→				03.0137-9704.2 669704	
3.7	170	06/04→					
CDI 2.0	80	09/03→					
CDI 2.2	70 - 120	09/03→					
CDI 2.2 4-matic	100 - 120	07/10→					
CDI 3.0	150 - 165	03/06→					
3.7	165	06/04→07/07	➡			03.0137-9703.2 669703	
CDI 2.0	85	08/05→				03.0137-9704.2 669704	
CDI 2.0 4-matic	85	03/06→					
CDI 2.2	110	01/14→					
CDI 2.0 4-matic	80	07/05→	➡	07/10→ 02/14		03.0137-9703.2 669703	
CDI 2.2 4-matic	110	07/05→				03.0137-9704.2 669704	
 Seilzug, Feststellbremse							
3.2	140 - 160	09/03→		Scheibenbremse; <input type="checkbox"/>		24.3727-0453.2 580453	L= 1.285
3.5	190	09/07→		Scheibenbremse; nicht für Facelift; <input type="checkbox"/>		24.3727-0454.2 580454	L= 1.152
3.7	165 - 170	06/04→		Scheibenbremse; für Facelift; <input type="checkbox"/>		24.3727-0486.2 580486	L= 1.183
CDI 2.0	80 - 85	09/03→		für Linkslenker; Radstand [mm]: 3.200; RWD; für Facelift; <input type="checkbox"/>		24.3727-0488.2 580488	L= 2.753
CDI 2.0 4-matic	80 - 85	07/05→		für Linkslenker; Radstand [mm]: 3.430; RWD; für Facelift; <input type="checkbox"/>		24.3727-0489.2 580489	L= 2.983
CDI 2.2	100 - 120	09/03→		für Linkslenker; Radstand [mm]: 3.430; RWD; nicht für Facelift; <input type="checkbox"/>		24.3727-0490.2 580490	L= 3.030
CDI 2.2 4-matic	100 - 120	07/05→					
CDI 3.0	150 - 165	03/06→					
CDI 2.2	70	09/10→		Scheibenbremse; <input type="checkbox"/>		24.3727-0453.2 580453	L= 1.285
				Scheibenbremse; nicht für Facelift; <input type="checkbox"/>		24.3727-0454.2 580454	L= 1.152
				für Facelift; <input type="checkbox"/>		24.3727-0486.2 580486	L= 1.183
				für Linkslenker; Radstand [mm]: 3.200; RWD; für Facelift; <input type="checkbox"/>		24.3727-0488.2 580488	L= 2.753
				für Linkslenker; Radstand [mm]: 3.430; RWD; für Facelift; <input type="checkbox"/>		24.3727-0489.2 580489	L= 2.983
				für Linkslenker; Radstand [mm]: 3.430; RWD; nicht für Facelift; <input type="checkbox"/>		24.3727-0490.2 580490	L= 3.030
MERCEDES-BENZ - VITO / MIXTO Kasten (W639) 08/03→							
 Bremsbackensatz, Feststellbremse							
109 CDI	65 - 70	09/03→	➡	→ 02/14		03.0137-4009.2 654009	Ø 186 x 20 - HEB / + Zub
110 CDI	70	09/10→					
111 CDI	80 - 85	09/03→					
111 CDI 4x4	80	09/07→					
113 CDI	100	09/10→					
113 CDI 4x4	100	09/10→					
115 CDI	110	09/03→					
116 CDI	120	09/10→					
116 CDI 4x4	120	09/10→					
119	140	09/03→					
122	160	09/03→					
→							












	kw			 	! #		
MERCEDES-BENZ - VITO / MIXTO Kasten (W639) 08/03→							
 Bremsbackensatz, Feststellbremse							
122 CDI 126 E-CELL	165 190 60	09/10→ 09/07→ 03/12→	➔	→ 02/14		03.0137-4009.2 654009	Ø 186 x 20 - HEB / + Zub
115 CDI 4x4 120 CDI	110 150	07/06→ 07/06→	➔	09/07→ 02/14		03.0137-4009.2 654009	Ø 186 x 20 - HEB / + Zub
123	165 - 170	06/04→07/08	➔			03.0137-4009.2 654009	Ø 186 x 20 - HEB / + Zub
Zubehörsatz, Feststellbremsbacken							
109 CDI 110 CDI 111 CDI	65 - 70 70	09/03→ 09/10→ 09/03→	➔	→ 02/14		03.0137-9703.2 669703 03.0137-9704.2 669704	
111 CDI 4x4 113 CDI 113 CDI 4x4 115 CDI 116 CDI 116 CDI 4x4 119 122 122 CDI 126 E-CELL	80 - 85 80 100 100 110 120 120 140 160 165 190 60	09/03→ 09/10→ 09/03→ 09/07→ 09/10→ 09/10→ 09/03→ 09/10→ 09/10→ 09/03→ 09/03→ 09/10→ 09/07→ 03/12→					
115 CDI 4x4 120 CDI	110 150	07/06→ 07/06→	➔	09/07→ 02/14		03.0137-9703.2 669703 03.0137-9704.2 669704	
123	165 - 170	06/04→07/08	➔			03.0137-9703.2 669703 03.0137-9704.2 669704	
 Seilzug, Feststellbremse							
109 CDI 110 CDI 111 CDI	65 - 70 70	09/03→ 09/10→ 09/03→		Scheibenbremse; <input type="checkbox"/>		24.3727-0453.2 580453	L= 1.285
111 CDI 4x4 113 CDI 113 CDI 4x4 115 CDI 115 CDI 4x4 116 CDI 116 CDI 4x4 119 120 CDI 122 122 CDI 123 126	80 85 80 100 100 110 110 120 120 140 150 160 165 170 190	09/07→ 09/10→ 09/10→ 09/03→ 07/06→ 09/10→ 09/10→ 09/03→ 07/06→ 09/03→ 09/10→ 09/03→ 06/04→07/08 09/07→		für Facelift; <input type="checkbox"/>		24.3727-0454.2 580454	L= 1.152
E-CELL	60	03/12→		für Facelift; <input type="checkbox"/>		24.3727-0486.2 580486	L= 1.183
				für Linkslenker; Radstand [mm]: 3.200; RWD; für Facelift; <input type="checkbox"/>		24.3727-0488.2 580488	L= 2.753
				für Linkslenker; Radstand [mm]: 3.430; RWD; für Facelift; <input type="checkbox"/>		24.3727-0489.2 580489	L= 2.983
				für Linkslenker; Radstand [mm]: 3.430; RWD; nicht für Facelift; <input type="checkbox"/>		24.3727-0490.2 580490	L= 3.030
				für Linkslenker; Radstand [mm]: 3.200; <input type="checkbox"/>		24.3727-0487.2 580487	L= 3.185
MERCEDES-BENZ - VITO Bus (W638) 02/96→07/03							
 Bremsbackensatz, Feststellbremse							
108 CDI 2.2 110 CDI 2.2 112 CDI 2.2 114 2.3	60 75 90 105	03/99→07/03 03/99→07/03 03/99→07/03 12/96→07/03	➔			03.0137-4011.2 654011	Ø 178 x 20 + Zub
108 D 2.3 110 TD 2.3 113 2.0	58 72 95	02/96→07/03 02/96→07/03 02/96→07/03	➔	03/96→		03.0137-4011.2 654011	Ø 178 x 20 + Zub
Zubehörsatz, Feststellbremsbacken							
108 CDI 2.2 110 CDI 2.2 112 CDI 2.2 114 2.3	60 75 90 105	03/99→07/03 03/99→07/03 03/99→07/03 12/96→07/03	➔			03.0137-9248.2 669248 03.0137-9703.2 669703 03.0137-9704.2 669704	
108 D 2.3 110 TD 2.3 113 2.0	58 72 95	02/96→07/03 02/96→07/03 02/96→07/03	➔	03/96→		03.0137-9248.2 669248 03.0137-9703.2 669703 03.0137-9704.2 669704	
 Seilzug, Feststellbremse							
108 CDI 2.2 110 CDI 2.2 112 CDI 2.2 114 2.3	60 75 90 105	03/99→07/03 03/99→07/03 03/99→07/03 12/96→07/03		Scheibenbremse; <input type="checkbox"/>	2	24.3727-0435.2 580435	L= 1.167
→							












	kw			 	! #		
MERCEDES-BENZ - VITO Bus (W638) 02/96→07/03							
 Seilzug, Feststellbremse							
108 D 2.3 110 TD 2.3 113 2.0	58 72 95	02/96→07/03 02/96→07/03 02/96→07/03		03/96→; Scheibenbremse; <input type="checkbox"/>	2	24.3727-0435.2 580435	L= 1.167
MERCEDES-BENZ - VITO Bus (W639) 09/03→							
 Bremsbackensatz, Feststellbremse							
109 CDI 109 CDI 4x4 110 CDI 111 CDI 111 CDI 4x4 113 CDI 113 CDI 4x4 115 CDI 115 CDI 4x4 116 CDI 116 CDI 4x4 119 122 122 CDI 126 E-CELL	65 - 70 70 70 80 - 85 80 100 100 110 110 120 120 140 160 165 190 60	09/03→ 09/07→08/14 09/10→08/14 09/03→ 09/07→08/14 09/10→ 09/10→08/14 09/03→ 09/07→08/14 09/10→ 09/10→08/14 09/03→ 09/03→ 09/03→ 09/07→ 09/07→ 09/07→ 03/12→	➡	→ 02/14		03.0137-4009.2 654009	Ø 186 x 20 - HEB / + Zub
120 CDI	150	07/06→	➡	09/07→ 02/14		03.0137-4009.2 654009	Ø 186 x 20 - HEB / + Zub
123	165 - 170	06/04→07/08	➡			03.0137-4009.2 654009	Ø 186 x 20 - HEB / + Zub
Zubehörsatz, Feststellbremsbacken							
109 CDI 109 CDI 4x4 110 CDI 111 CDI 111 CDI 4x4 113 CDI 113 CDI 4x4 115 CDI 115 CDI 4x4 116 CDI 116 CDI 4x4 119 122 122 CDI 126 E-CELL	65 - 70 70 70 80 - 85 80 100 100 110 110 120 120 140 160 165 190 60	09/03→ 09/07→08/14 09/10→08/14 09/03→ 09/07→08/14 09/10→ 09/10→08/14 09/03→ 09/07→08/14 09/10→ 09/10→08/14 09/03→ 09/03→ 09/03→ 09/07→ 09/07→ 09/07→ 03/12→	➡	→ 02/14		03.0137-9703.2 669703 03.0137-9704.2 669704	
120 CDI	150	07/06→	➡	09/07→ 02/14		03.0137-9703.2 669703 03.0137-9704.2 669704	
123	165 - 170	06/04→07/08	➡			03.0137-9703.2 669703 03.0137-9704.2 669704	
 Seilzug, Feststellbremse							
109 CDI 109 CDI 4x4 110 CDI 111 CDI 111 CDI 4x4 113 CDI 113 CDI 4x4 115 CDI 115 CDI 4x4 116 CDI 116 CDI 4x4 119 120 CDI 122 122 CDI 123 126 E-CELL	65 - 70 70 70 80 - 85 80 100 100 110 110 120 120 150 160 165 165 - 170 190 60	09/03→ 09/07→08/14 09/10→08/14 09/03→ 09/07→08/14 09/10→ 09/10→08/14 09/03→ 09/07→08/14 09/10→ 09/10→08/14 09/03→ 07/06→ 09/03→ 09/10→ 06/04→07/08 09/07→ 03/12→		Scheibenbremse; <input type="checkbox"/> Scheibenbremse; nicht für Facelift; <input type="checkbox"/> für Facelift; <input type="checkbox"/> für Linkslenker; Radstand [mm]: 3.200; RWD; für Facelift; <input type="checkbox"/> für Linkslenker; Radstand [mm]: 3.430; RWD; für Facelift; <input type="checkbox"/> für Linkslenker; Radstand [mm]: 3.430; RWD; nicht für Facelift; <input type="checkbox"/> für Linkslenker; Radstand [mm]: 3.200; <input type="checkbox"/>		24.3727-0453.2 580453 24.3727-0454.2 580454 24.3727-0486.2 580486 24.3727-0488.2 580488 24.3727-0489.2 580489 24.3727-0490.2 580490 24.3727-0487.2 580487	L= 1.285 L= 1.152 L= 1.183 L= 2.753 L= 2.983 L= 3.030 L= 3.185














	kW			 	! #		
MERCEDES-BENZ - VITO Kasten (W447) 10/14→							
 Bremsbackensatz, Feststellbremse							
109 CDI	65	10/14→	→			03.0137-4009.2 654009	Ø 186 x 20 - HEB / + Zub
110 CDI	75	09/19→					
111 CDI	84	10/14→					
114 CDI	100	10/14→					
114 CDI 4x4	100	07/15→					
116 CDI	120	10/14→					
116 CDI 4x4	120	07/15→					
119 CDI / BlueTEC	140	10/14→					
119 CDI / BlueTEC 4x4	140	07/15→					
119 CDI	140	04/20→					
119 CDI 4x4	140	04/20→					
2.0	155	09/15→					
Zubehörsatz, Feststellbremsbacken							
109 CDI	65	10/14→	→			03.0137-9703.2 669703	
110 CDI	75	09/19→					
111 CDI	84	10/14→				03.0137-9704.2 669704	
114 CDI	100	10/14→					
114 CDI 4x4	100	07/15→					
116 CDI	120	10/14→					
116 CDI 4x4	120	07/15→					
119 CDI / BlueTEC	140	10/14→					
119 CDI / BlueTEC 4x4	140	07/15→					
119 CDI	140	04/20→					
119 CDI 4x4	140	04/20→					
2.0	155	09/15→					
MERCEDES-BENZ - VITO Kasten (W638) 03/97→07/03							
 Bremsbackensatz, Feststellbremse							
108 CDI 2.2	60	03/99→07/03	→			03.0137-4011.2 654011	Ø 178 x 20 + Zub
108 D 2.3	58	03/97→07/03					
110 CDI 2.2	75	03/99→07/03					
110 D 2.3	72	03/97→07/03					
112 CDI 2.2	90	03/99→07/03					
113 2.0	95	03/97→07/03					
114 2.3	105	03/97→07/03					
Zubehörsatz, Feststellbremsbacken							
108 CDI 2.2	60	03/99→07/03	→			03.0137-9248.2 669248	
108 D 2.3	58	03/97→07/03					
110 CDI 2.2	75	03/99→07/03				03.0137-9703.2 669703	
110 D 2.3	72	03/97→07/03				03.0137-9704.2 669704	
112 CDI 2.2	90	03/99→07/03					
113 2.0	95	03/97→07/03					
114 2.3	105	03/97→07/03					
 Seilzug, Feststellbremse							
108 CDI 2.2	60	03/99→07/03		Scheibenbremse; 	2	24.3727-0435.2 580435	L= 1.167
108 D 2.3	58	03/97→07/03					
110 CDI 2.2	75	03/99→07/03					
110 D 2.3	72	03/97→07/03					
112 CDI 2.2	90	03/99→07/03					
113 2.0	95	03/97→07/03					
114 2.3	105	03/97→07/03					
MERCEDES-BENZ - VITO Mixto (Double Cabin) (W447) 10/14→							
 Bremsbackensatz, Feststellbremse							
109 CDI	65	10/14→	→			03.0137-4009.2 654009	Ø 186 x 20 - HEB / + Zub
110 CDI	75	09/19→					
111 CDI	84	10/14→					
114 CDI	100	10/14→					
114 CDI 4-matic	100	07/15→					
116 CDI	120	10/14→					
116 CDI 4-matic	120	07/15→					
119 BlueTEC	140	10/14→					
119 BlueTEC 4-matic	140	12/14→					
119 CDI	140	03/19→					
119 CDI 4-matic	140	03/19→					
124 CDI	174	04/20→					
	176						
124 CDI 4-matic	174	04/20→					
	176						
Zubehörsatz, Feststellbremsbacken							
109 CDI	65	10/14→	→			03.0137-9703.2 669703	
110 CDI	75	09/19→					
111 CDI	84	10/14→				03.0137-9704.2 669704	
114 CDI	100	10/14→					
114 CDI 4-matic	100	07/15→					
→							
















	kW					! #		
MERCEDES-BENZ - VITO Mixto (Double Cabin) (W447) 10/14→								
Zubehörsatz, Feststellbremsbacken								
116 CDI	120	10/14→	→				03.0137-9703.2 669703	
116 CDI 4-matic	120	07/15→					03.0137-9704.2 669704	
119 BlueTEC	140	10/14→						
119 BlueTEC 4-matic	140	12/14→						
119 CDI	140	03/19→						
119 CDI 4-matic	140	03/19→						
124 CDI	174	04/20→						
	176							
124 CDI 4-matic	174	04/20→						
	176							
MERCEDES-BENZ - VITO Tourer (W447) 10/14→								
 Bremsbackensatz, Feststellbremse								
109 CDI / 109 BlueTEC	65	10/14→	→				03.0137-4009.2 654009	Ø 186 x 20 - HEB / + Zub
110 CDI	75	09/19→						
111 CDI / 111 BlueTEC	84	10/14→						
114 CDI / 114 BlueTEC	100	10/14→						
114 CDI / 114 BlueTEC 4-matic	100	07/15→						
114 CDI	100	03/19→						
114 CDI 4-matic	100	03/19→						
116 CDI / 116 BlueTEC	120	10/14→						
116 CDI / 116 BlueTEC 4-matic	120	07/15→						
116 CDI	120	03/19→						
116 CDI 4-matic	120	03/19→						
119 CDI / 119 BlueTEC	140	10/14→						
119 CDI / 119 BlueTEC 4-matic	140	12/14→						
119 CDI	140	03/19→						
119 CDI 4-matic	140	03/19→						
124 CDI	174	04/20→						
	176							
124 CDI 4-matic	174	04/20→						
	176							
2.0	155	01/16→						
Zubehörsatz, Feststellbremsbacken								
109 CDI / 109 BlueTEC	65	10/14→	→				03.0137-9703.2 669703	
110 CDI	75	09/19→					03.0137-9704.2 669704	
111 CDI / 111 BlueTEC	84	10/14→						
114 CDI / 114 BlueTEC	100	10/14→						
114 CDI / 114 BlueTEC 4-matic	100	07/15→						
114 CDI	100	03/19→						
114 CDI 4-matic	100	03/19→						
116 CDI / 116 BlueTEC	120	10/14→						
116 CDI / 116 BlueTEC 4-matic	120	07/15→						
116 CDI	120	03/19→						
116 CDI 4-matic	120	03/19→						
119 CDI / 119 BlueTEC	140	10/14→						
119 CDI / 119 BlueTEC 4-matic	140	12/14→						
119 CDI	140	03/19→						
119 CDI 4-matic	140	03/19→						
124 CDI	174	04/20→						
	176							
124 CDI 4-matic	174	04/20→						
	176							
2.0	155	01/16→						
MERCEDES-BENZ - V-KLASSE (638/2) 02/96→07/03								
 Bremsbackensatz, Feststellbremse								
V 200	95	02/97→07/03	→				03.0137-4011.2 654011	Ø 178 x 20 + Zub
V 200 CDI	75	03/99→07/03						
V 220 CDI	90	03/99→07/03						
V 230	105	10/96→07/03						
V 230 TD	72	09/96→07/03						
V 280	128	08/97→07/03	→	09/97→			03.0137-4011.2 654011	Ø 178 x 20 + Zub
Zubehörsatz, Feststellbremsbacken								
V 200	95	02/97→07/03	→				03.0137-9248.2 669248	
V 200 CDI	75	03/99→07/03					03.0137-9703.2 669703	
V 220 CDI	90	03/99→07/03					03.0137-9704.2 669704	
V 230	105	10/96→07/03						
V 230 TD	72	09/96→07/03						
V 280	128	08/97→07/03	→	09/97→			03.0137-9248.2 669248	
							03.0137-9703.2 669703	
→								














	kw			 	! #		
MERCEDES-BENZ - V-KLASSE (638/2) 02/96→07/03							
Zubehörsatz, Feststellbremsbacken							
V 280	128	08/97→07/03	➔	09/97→		03.0137-9704.2	669704
 Seilzug, Feststellbremse							
V 200	95	02/97→07/03		Scheibenbremse; 	2	24.3727-0435.2	580435 L= 1.167
V 200 CDI	75	03/99→07/03					
V 220 CDI	90	03/99→07/03					
V 230	105	10/96→07/03					
V 230 TD	72	09/96→07/03					
V 280	128	08/97→07/03		09/97→; Scheibenbremse; 	2	24.3727-0435.2	580435 L= 1.167
MERCEDES-BENZ - V-KLASSE (W447) 03/14→							
 Bremsbackensatz, Feststellbremse							
V 200 CDI / d	100	03/14→	➔			03.0137-4009.2	654009 Ø 186 x 20 - HEB / + Zub
V 200 CDI / d 4-matic	100	04/15→					
V 220 CDI / d	120	03/14→					
V 220 CDI / d 4-matic	120	03/15→					
V 250	155	03/14→					
V 250 BlueTEC / d	140	03/14→					
V 250 BlueTEC / d 4-matic	140	12/14→					
V 250 CDI / d	140	03/19→					
V 250 CDI / d 4-matic	140	03/19→					
V 300 CDI / d	174 -	03/19→					
	176						
V 300 CDI / d 4-matic	174 -	03/19→					
	176						
Zubehörsatz, Feststellbremsbacken							
V 200 CDI / d	100	03/14→	➔			03.0137-9703.2	669703
V 200 CDI / d 4-matic	100	04/15→					
V 220 CDI / d	120	03/14→				03.0137-9704.2	669704
V 220 CDI / d 4-matic	120	03/15→					
V 250	155	03/14→					
V 250 BlueTEC / d	140	03/14→					
V 250 BlueTEC / d 4-matic	140	12/14→					
V 250 CDI / d	140	03/19→					
V 250 CDI / d 4-matic	140	03/19→					
V 300 CDI / d	174 -	03/19→					
	176						
V 300 CDI / d 4-matic	174 -	03/19→					
	176						
MERCEDES-BENZ - X-KLASSE (470) 09/17→05/20							
 Bremsbackensatz, Feststellbremse							
X 220 d	120	09/17→05/20	➔			03.0137-3042.2	653042 Ø 190 x 33 - HEB
X 220 d 4-matic	120	09/17→05/20					
X 250 d	140	09/17→05/20					
X 250 d 4-matic	140	09/17→05/20					
X 350 d 4-matic	190	07/18→05/20					
Zubehörsatz, Feststellbremsbacken							
X 220 d	120	09/17→05/20	➔			03.0137-9342.2	669342
X 220 d 4-matic	120	09/17→05/20					
X 250 d	140	09/17→05/20					
X 250 d 4-matic	140	09/17→05/20					
X 350 d 4-matic	190	07/18→05/20					
MERCEDES-BENZ - X-KLASSE Pritsche/Fahrgestell (470) 09/17→							
 Bremsbackensatz, Feststellbremse							
X 220 d	120	09/17→	➔			03.0137-3042.2	653042 Ø 190 x 33 - HEB
X 250 d 4-matic	140	09/17→					
Zubehörsatz, Feststellbremsbacken							
X 220 d	120	09/17→	➔			03.0137-9342.2	669342
X 250 d 4-matic	140	09/17→					
MG - MG ZT 06/01→10/05							
 Bremsbackensatz, Feststellbremse							
1.8 T 16V	118	01/03→07/05	➔			03.0137-0408.2	650408 Ø 160 x 20
160	118	06/01→07/05					
180	130	02/02→10/05					
190	140	06/01→07/05					
2.0 CDTi	85 -	06/02→07/05					
	96						
→							













	kw					! #		
MG - MG ZT 06/01→10/05								
Zubehörsatz, Feststellbremsbacken								
1.8 T 16V	118	01/03→07/05					03.0137-9701.2 669701	
160	118	06/01→07/05					03.0137-9702.2 669702	
180	130	02/02→10/05						
190	140	06/01→07/05						
2.0 CDTi	85 - 96	06/02→07/05						
MG - MG ZT- T 10/01→10/05								
 Bremsbackensatz, Feststellbremse								
1.8 T 16V	118	01/03→07/05	➡				03.0137-0408.2 650408	Ø 160 x 20
160	118	10/01→07/05						
180	130	02/02→10/05						
190	140	10/01→07/05						
2.0 CDTi	96	11/02→07/05						
2.0 CDTi	85	06/02→07/05	➡	→ 09/03			03.0137-0408.2 650408	Ø 160 x 20
Zubehörsatz, Feststellbremsbacken								
1.8 T 16V	118	01/03→07/05					03.0137-9701.2 669701	
160	118	10/01→07/05					03.0137-9702.2 669702	
180	130	02/02→10/05						
190	140	10/01→07/05						
2.0 CDTi	96	11/02→07/05						
2.0 CDTi	85	06/02→07/05		→ 09/03			03.0137-9701.2 669701	
							03.0137-9702.2 669702	
MINI - MINI (F55) 09/13→								
 Seilzug, Feststellbremse								
Cooper	100	09/13→		10/14→; Scheibenbremse; <input type="checkbox"/>			24.3727-0250.2 580250	L= 771
Cooper D	85	10/13→						
Cooper S	120 - 141	09/13→		10/14→; Scheibenbremse; <input type="checkbox"/>			24.3727-0251.2 580251	L= 846
Cooper SD	120 - 125	09/13→						
One	75	05/14→10/17						
One D	70	02/14→						
Cooper S	131	11/20→		für Fahrzeuge ohne Tempomat; <input type="checkbox"/>	1	24.3727-0250.2 580250	L= 771	
				für Fahrzeuge ohne Tempomat; <input type="checkbox"/>	1	24.3727-0251.2 580251	L= 846	
Cooper S JCW	155	09/13→		Scheibenbremse; <input type="checkbox"/>		24.3727-0250.2 580250	L= 771	
One	75	11/17→						
One First	55	11/17→		Scheibenbremse; <input type="checkbox"/>		24.3727-0251.2 580251	L= 846	
One First	55	06/14→10/17		03/15→; Scheibenbremse; <input type="checkbox"/>		24.3727-0250.2 580250	L= 771	
				03/15→; Scheibenbremse; <input type="checkbox"/>		24.3727-0251.2 580251	L= 846	
MINI - MINI (F56) 12/13→								
 Seilzug, Feststellbremse								
Cooper	100	12/13→		Scheibenbremse; <input type="checkbox"/>		24.3727-0250.2 580250	L= 771	
Cooper D	85	12/13→						
Cooper S	120 - 141	12/13→		Scheibenbremse; <input type="checkbox"/>		24.3727-0251.2 580251	L= 846	
Cooper SD	120 - 125	06/14→10/17						
John Cooper Works	170	03/15→						
John Cooper Works GP	225	03/20→						
One	75	04/14→						
One D	70	03/14→						
One First	55	07/14→						
Cooper S	131	11/20→		für Fahrzeuge ohne Tempomat; <input type="checkbox"/>	1	24.3727-0250.2 580250	L= 771	
				für Fahrzeuge ohne Tempomat; <input type="checkbox"/>	1	24.3727-0251.2 580251	L= 846	
Cooper S JCW	155	12/13→		03/15→; Scheibenbremse; <input type="checkbox"/>		24.3727-0250.2 580250	L= 771	
				03/15→; Scheibenbremse; <input type="checkbox"/>		24.3727-0251.2 580251	L= 846	
MINI - MINI (R50, R53) 06/01→09/06								
 Seilzug, Feststellbremse								
Cooper	85	06/01→09/06		Scheibenbremse; <input type="checkbox"/>		24.3727-0244.2 580244	L= 1.435	
Cooper S	125	07/04→09/06						
John Cooper Works	160	03/06→09/06		<input type="checkbox"/>		24.3727-0245.2 580245	L= 1.433	
One	55 - 66	06/01→09/06						
One D	55 - 65	06/03→09/06						
S Works	149	11/03→06/05						
Works	155	11/03→09/06						
Cooper S	120	03/02→09/06		07/02→; Scheibenbremse; <input type="checkbox"/>		24.3727-0244.2 580244	L= 1.435	
				07/02→; <input type="checkbox"/>		24.3727-0245.2 580245	L= 1.433	





















	kw					! #		
MINI - MINI (R56) 11/05→01/14								
 Seilzug, Feststellbremse								
Cooper	85 - 90	09/06→11/13		03/10→; Scheibenbremse; <input type="checkbox"/>		24.3727-0241.2	580241	L= 1.393
One D	66	06/09→07/10		03/10→; Scheibenbremse; <input type="checkbox"/>		24.3727-0242.2	580242	L= 1.402
Cooper	88	10/06→02/12		11/06→; Scheibenbremse; <input type="checkbox"/>		24.3727-0241.2	580241	L= 1.393
Cooper S	128	10/06→02/10		11/06→; Scheibenbremse; <input type="checkbox"/>		24.3727-0242.2	580242	L= 1.402
Cooper D	80	11/06→09/10		04/07→; Scheibenbremse; <input type="checkbox"/>		24.3727-0241.2	580241	L= 1.393
One	70	11/06→03/10		04/07→; Scheibenbremse; <input type="checkbox"/>		24.3727-0242.2	580242	L= 1.402
Cooper D	82	06/10→11/13		Scheibenbremse; <input type="checkbox"/>		24.3727-0241.2	580241	L= 1.393
Cooper S	120 - 135	03/10→11/13		Scheibenbremse; <input type="checkbox"/>		24.3727-0242.2	580242	L= 1.402
Cooper SD	100 - 105	02/11→11/13						
Cooper S John Cooper Works	147	01/12→11/13						
John Cooper Works GP One	160	09/12→11/13						
One	55 - 72	03/09→11/13						
One D	66	07/10→11/13						
One LPG	55	03/09→03/10						
Cooper S John Cooper Works	141	11/06→02/10		03/08→; Scheibenbremse; <input type="checkbox"/>		24.3727-0241.2	580241	L= 1.393
John Cooper Works	155	11/07→11/13		03/08→; Scheibenbremse; <input type="checkbox"/>		24.3727-0242.2	580242	L= 1.402
MINI - MINI Cabriolet (F57) 11/14→								
 Seilzug, Feststellbremse								
Cooper	100	11/14→		11/15→; Scheibenbremse; <input type="checkbox"/>		24.3727-0250.2	580250	L= 771
Cooper D	85	12/14→						
Cooper S	120 - 141	11/14→		11/15→; Scheibenbremse; <input type="checkbox"/>		24.3727-0251.2	580251	L= 846
Cooper S	131	11/20→		für Fahrzeuge ohne Tempomat; <input type="checkbox"/>	1	24.3727-0250.2	580250	L= 771
				für Fahrzeuge ohne Tempomat; <input type="checkbox"/>	1	24.3727-0251.2	580251	L= 846
Cooper SD	120 - 125	05/15→		03/16→; Scheibenbremse; <input type="checkbox"/>		24.3727-0250.2	580250	L= 771
Cooper S JCW	155	11/14→		03/16→; Scheibenbremse; <input type="checkbox"/>		24.3727-0251.2	580251	L= 846
John Cooper Works One	170	05/15→						
One	75	06/15→10/17						
One	75	11/17→		Scheibenbremse; <input type="checkbox"/>		24.3727-0250.2	580250	L= 771
				Scheibenbremse; <input type="checkbox"/>		24.3727-0251.2	580251	L= 846
MINI - MINI Cabriolet (R52) 04/04→07/08								
 Seilzug, Feststellbremse								
Cooper	85	04/04→07/08		Scheibenbremse; <input type="checkbox"/>		24.3727-0244.2	580244	L= 1.435
Cooper S	120 - 125	07/04→07/08		<input type="checkbox"/>		24.3727-0245.2	580245	L= 1.433
John Cooper Works One	155	07/04→11/07						
	66	07/04→11/07						
MINI - MINI Cabriolet (R57) 10/07→06/15								
 Seilzug, Feststellbremse								
Cooper	85	12/08→06/15		01/09→; Scheibenbremse; <input type="checkbox"/>		24.3727-0241.2	580241	L= 1.393
Cooper S	128	12/08→07/10		01/09→; Scheibenbremse; <input type="checkbox"/>		24.3727-0242.2	580242	L= 1.402
Cooper	88 - 90	12/08→06/15		Scheibenbremse; <input type="checkbox"/>		24.3727-0241.2	580241	L= 1.393
Cooper S	125 - 141	11/07→07/10		Scheibenbremse; <input type="checkbox"/>		24.3727-0242.2	580242	L= 1.402
Cooper D	82	05/09→11/13		06/10→; Scheibenbremse; <input type="checkbox"/>		24.3727-0241.2	580241	L= 1.393
				06/10→; Scheibenbremse; <input type="checkbox"/>		24.3727-0242.2	580242	L= 1.402
Cooper D	82	02/11→05/15		→ 06/14; Scheibenbremse; <input type="checkbox"/>		24.3727-0241.2	580241	L= 1.393
				→ 06/14; Scheibenbremse; <input type="checkbox"/>		24.3727-0242.2	580242	L= 1.402
Cooper S	120	10/07→06/15		01/09→ 06/14; Scheibenbremse; <input type="checkbox"/>		24.3727-0241.2	580241	L= 1.393
				01/09→ 06/14; Scheibenbremse; <input type="checkbox"/>		24.3727-0242.2	580242	L= 1.402
Cooper S	135 - 147	02/10→06/15		03/10→ 06/14; Scheibenbremse; <input type="checkbox"/>		24.3727-0241.2	580241	L= 1.393
One	72	09/09→06/15		03/10→ 06/14; Scheibenbremse; <input type="checkbox"/>		24.3727-0242.2	580242	L= 1.402
Cooper SD	100 - 105	06/09→05/15		02/11→ 06/14; Scheibenbremse; <input type="checkbox"/>		24.3727-0241.2	580241	L= 1.393
				02/11→ 06/14; Scheibenbremse; <input type="checkbox"/>		24.3727-0242.2	580242	L= 1.402
John Cooper Works	155	08/08→05/15		03/09→ 06/14; Scheibenbremse; <input type="checkbox"/>		24.3727-0241.2	580241	L= 1.393
				03/09→ 06/14; Scheibenbremse; <input type="checkbox"/>		24.3727-0242.2	580242	L= 1.402

















	kw					! #		
MINI - MINI CLUBMAN (R55) 10/06→12/15								
 Seilzug, Feststellbremse								
Cooper	85 - 90	10/07→06/14		Scheibenbremse; <input type="checkbox"/>		24.3727-0240.2	580240	L= 1.474
Cooper D	80 - 82	10/07→06/14		Scheibenbremse; <input type="checkbox"/>		24.3727-0243.2	580243	L= 1.483
Cooper S	120 - 147	08/07→06/14						
Cooper SD	100 - 105	02/11→06/14						
Cooper S John Cooper Works One	141	10/08→02/10						
One D	72	03/10→06/14						
One D	66	03/10→06/14						
John Cooper Works	155	11/07→06/14		03/08→; Scheibenbremse; <input type="checkbox"/>		24.3727-0240.2	580240	L= 1.474
				03/08→; Scheibenbremse; <input type="checkbox"/>		24.3727-0243.2	580243	L= 1.483
MINI - MINI CLUBVAN (R55) 12/12→06/14								
 Seilzug, Feststellbremse								
Cooper	90	12/12→06/14		Scheibenbremse; <input type="checkbox"/>		24.3727-0240.2	580240	L= 1.474
Cooper D	82	12/12→06/14		Scheibenbremse; <input type="checkbox"/>		24.3727-0243.2	580243	L= 1.483
One	72	12/12→06/14						
MINI - MINI Coupe (R58) 12/10→05/15								
 Seilzug, Feststellbremse								
Cooper	85 - 90	12/10→04/15		10/11→; Scheibenbremse; <input type="checkbox"/>		24.3727-0241.2	580241	L= 1.393
Cooper S	120 - 135	12/10→04/15		10/11→; Scheibenbremse; <input type="checkbox"/>		24.3727-0242.2	580242	L= 1.402
Cooper SD	100 - 105	12/10→05/15						
Cooper S JCW	147	12/10→04/15						
John Cooper Works	155	12/10→05/15						
MINI - MINI Roadster (R59) 01/11→04/15								
 Seilzug, Feststellbremse								
Cooper	85 - 90	11/11→04/15		02/12→; Scheibenbremse; <input type="checkbox"/>		24.3727-0241.2	580241	L= 1.393
Cooper S	120 - 135	11/11→04/15		02/12→; Scheibenbremse; <input type="checkbox"/>		24.3727-0242.2	580242	L= 1.402
Cooper SD	100 - 105	11/11→04/15						
Cooper S JCW	147	11/11→04/15						
John Cooper Works	155	11/11→04/15						
MINI - MINI Roadster (R59) 01/11→04/15								
 Bremsbackensatz, Feststellbremse								
1.6 LPG	86	06/10→	➔			03.0137-3023.2	653023	Ø 170 x 32 - HEB
1.6 MIVEC	86	06/10→						
1.8	102	02/10→						
1.8 DI-D	85 - 110	06/10→						
1.8 DI-D 4WD	85 - 110	06/10→						
2.0 MIVEC	110	06/10→						
2.0 MIVEC 4WD	110	06/10→						
2.2 Di-D 4WD	110	04/13→						
1.6 MIVEC	85	05/10→	➔	06/10→		03.0137-3023.2	653023	Ø 170 x 32 - HEB
Zubehörsatz, Feststellbremsbacken								
1.6 LPG	86	06/10→				03.0137-9307.2	669307	
1.6 MIVEC	86	06/10→						
1.8 DI-D	110	06/10→						
1.8 DI-D 4WD	110	06/10→						
2.2 Di-D 4WD	110	04/13→						
1.6 MIVEC	85	05/10→	➔	06/10→		03.0137-9307.2	669307	
1.8	102	02/10→	➔			03.0137-9307.2	669307	
1.8 DI-D	85	06/10→						
1.8 DI-D 4WD	85	06/10→						
2.0 MIVEC	110	06/10→						
2.0 MIVEC 4WD	110	06/10→						
 Seilzug, Feststellbremse								
1.6 LPG	86	06/10→		→ 06/12; Scheibenbremse; <input type="checkbox"/>		24.3727-0359.2	580359	L= 1.645
1.6 MIVEC	86	06/10→						
1.8	102	02/10→		→ 06/12; Scheibenbremse; <input type="checkbox"/>		24.3727-0360.2	580360	L= 1.627
1.8 DI-D	85 - 110	06/10→						













	kw					! #		
MITSUBISHI - ASX (GA_W_) 11/09→								
 Seilzug, Feststellbremse								
1.8 DI-D 4WD	85 - 110	06/10→			→ 06/12; Scheibenbremse; <input type="checkbox"/>		24.3727-0359.2 580359	L= 1.645
2.0 MIVEC	110	06/10→			→ 06/12; Scheibenbremse; <input type="checkbox"/>		24.3727-0360.2 580360	L= 1.627
2.0 MIVEC 4WD	110	06/10→						
1.6 MIVEC	85	05/10→			06/10→ 06/12; Scheibenbremse; <input type="checkbox"/>		24.3727-0359.2 580359	L= 1.645
					06/10→ 06/12; Scheibenbremse; <input type="checkbox"/>		24.3727-0360.2 580360	L= 1.627
MITSUBISHI - ASX Van (GA_W_) 06/10→								
 Bremsbackensatz, Feststellbremse								
1.8 DI-D 4WD	110	06/10→	➔				03.0137-3023.2 653023	Ø 170 x 32 - HEB
Zubehörsatz, Feststellbremsbacken								
1.8 DI-D 4WD	110	06/10→					03.0137-9307.2 669307	
 Seilzug, Feststellbremse								
1.8 DI-D 4WD	110	06/10→			→ 06/12; Scheibenbremse; <input type="checkbox"/>		24.3727-0359.2 580359	L= 1.645
					→ 06/12; Scheibenbremse; <input type="checkbox"/>		24.3727-0360.2 580360	L= 1.627
MITSUBISHI - ATTRAGE VI Stufenheck (A1_A) 07/13→								
 Radbremszylinder								
1.2	59	10/13→	➔			2	24.3219-1753.3 020506	GG
 Bremsbackensatz								
1.2	59	10/13→	➔				03.0137-0530.2 650530	Ø 203 x 32 - HEB
MITSUBISHI - CARISMA (DA_) 07/95→06/06								
 Radbremszylinder								
1.6	66 - 73	07/95→06/06	➔	10/98→; - ABS		2	24.3219-1745.3 020496	GG
1.8 16V GDI	92	09/97→06/06	➔	→ 09/98; - ABS		2	24.3219-1753.3 020506	GG
1.9 TD	66	10/96→09/00						
1.6	70 - 76	12/98→06/06	➔	- ABS		2	24.3219-1745.3 020496	GG
1.8 GDI	90	10/00→06/06						
1.8	85	07/95→07/97	➔	- ABS		2	24.3219-1753.3 020506	GG
1.8 MSX - 16V	103	07/95→07/97						
Zubehörsatz, Bremsbacken								
1.6	66 - 73	07/95→06/06	➔	→ 09/98; - ABS			03.0137-9192.2 669192	AKE
1.8 16V GDI	92	09/97→06/06	➔	10/98→; - ABS			03.0137-9257.2 669257	
1.9 TD	66	10/96→09/00						
1.6	70	12/98→06/06	➔	- ABS			03.0137-9192.2 669192	AKE
1.8	85	07/95→07/97						
1.8 GDI	90	10/00→06/06						
1.8 MSX - 16V	103	07/95→07/97						
1.6	76	09/00→06/06	➔	- ABS			03.0137-9257.2 669257	
 Bremstrommel								
1.6	66 - 73	07/95→06/06	➔	- ABS			24.0220-3017.1 480108	Ø 241 x 42 / 205
1.6	76	09/00→06/06	➔	- ABS			24.0220-3028.1 480169	Ø 241 x 41,8 / 205
1.8	85	07/95→07/97						
1.8 16V GDI	92	09/97→06/06						
1.8 GDI	90	10/00→06/06						
1.8 MSX - 16V	103	07/95→07/97						
1.9 TD	66	10/96→09/00	➔	→ 02/99; - ABS			24.0220-3017.1 480108	Ø 241 x 42 / 205
			➔	03/99→; - ABS			24.0220-3028.1 480169	Ø 241 x 41,8 / 205
 Bremsbackensatz								
1.6	66 - 73	07/95→06/06	➔	→ 09/98; - ABS			03.0137-0289.2 650289	AKE Ø 203 x 37
1.8 16V GDI	92	09/97→06/06	➔	10/98→; - ABS			03.0137-0428.2 650428	Ø 203 x 39 + HEB
1.9 TD	66	10/96→09/00						
1.6	70	12/98→06/06	➔	- ABS			03.0137-0289.2 650289	AKE Ø 203 x 37
1.8	85	07/95→07/97						
1.8 GDI	90	10/00→06/06						
1.8 MSX - 16V	103	07/95→07/97						
1.6	76	09/00→06/06	➔	- ABS			03.0137-0428.2 650428	Ø 203 x 39 + HEB
→								













		kW						! #		
MITSUBISHI - CARISMA (DA_) 07/95→06/06										
 Seilzug, Feststellbremse										
1.6	76	09/00→06/06		Scheibenbremse; <input type="checkbox"/>				24.3727-2108.2	582108	L= 1.588
1.8 GDI	90	10/00→06/06		Scheibenbremse; <input type="checkbox"/>				24.3727-2109.2	582109	L= 1.588
1.9 DI-D	75 - 85	09/00→06/06								
1.8 16V GDI	92	09/97→06/06		07/00→; Scheibenbremse; <input type="checkbox"/>				24.3727-2108.2	582108	L= 1.588
				07/00→; Scheibenbremse; <input type="checkbox"/>				24.3727-2109.2	582109	L= 1.588
MITSUBISHI - CARISMA Stufenheck (DA_) 09/96→06/06										
 Radbremszylinder										
1.6	66 - 73	09/96→06/06	➡	10/98→; - ABS		2	24.3219-1745.3	020496	GG	
1.8 16V GDI	92	09/97→06/06	➡	→ 09/98; - ABS		2	24.3219-1753.3	020506	GG	
1.9 TD	66	10/96→09/00								
1.6	70 - 76	12/98→06/06	➡	- ABS		2	24.3219-1745.3	020496	GG	
1.8 GDI	90	10/00→06/06								
1.8	85	09/96→09/97	➡	- ABS		2	24.3219-1753.3	020506	GG	
Zubehörsatz, Bremsbacken										
1.6	66 - 73	09/96→06/06	➡	→ 09/98; - ABS			03.0137-9192.2	669192	AKE	
1.8 16V GDI	92	09/97→06/06	➡	10/98→; - ABS			03.0137-9257.2	669257		
1.9 TD	66	10/96→09/00								
1.6	70 - 76	12/98→06/06	➡	- ABS			03.0137-9192.2	669192	AKE	
1.8	85	09/96→09/97								
1.8 GDI	90	10/00→06/06								
1.6	76	09/00→06/06	➡	- ABS			03.0137-9257.2	669257		
 Bremstrommel										
1.6	66 - 73	09/96→06/06	➡	- ABS			24.0220-3017.1	480108	Ø 241 x 42 / 205	
1.6	76	09/00→06/06	➡	- ABS			24.0220-3028.1	480169	Ø 241 x 41,8 / 205	
1.8	85	09/96→09/97								
1.8 16V GDI	92	09/97→06/06								
1.8 GDI	90	10/00→06/06								
1.9 TD	66	10/96→09/00	➡	→ 02/99; - ABS			24.0220-3017.1	480108	Ø 241 x 42 / 205	
			➡	03/99→; - ABS			24.0220-3028.1	480169	Ø 241 x 41,8 / 205	
 Bremsbackensatz										
1.6	66 - 73	09/96→06/06	➡	→ 09/98; - ABS			03.0137-0289.2	650289	AKE Ø 203 x 37	
1.8 16V GDI	92	09/97→06/06	➡	10/98→; - ABS			03.0137-0428.2	650428	Ø 203 x 39 + HEB	
1.9 TD	66	10/96→09/00								
1.6	70 - 76	12/98→06/06	➡	- ABS			03.0137-0289.2	650289	AKE Ø 203 x 37	
1.8	85	09/96→09/97								
1.8 GDI	90	10/00→06/06								
1.6	76	09/00→06/06	➡	- ABS			03.0137-0428.2	650428	Ø 203 x 39 + HEB	
 Seilzug, Feststellbremse										
1.3	55	09/00→10/04		→ 06/02; <input type="checkbox"/>				24.3727-2108.2	582108	L= 1.588
				→ 06/02; <input type="checkbox"/>				24.3727-2109.2	582109	L= 1.588
1.3 16V	60	09/00→10/04		Scheibenbremse; <input type="checkbox"/>				24.3727-2108.2	582108	L= 1.588
1.6	76	09/00→06/06		Scheibenbremse; <input type="checkbox"/>				24.3727-2109.2	582109	L= 1.588
1.8 GDI	90	10/00→06/06								
1.9 DI-D	75 - 85	09/00→06/06								
1.8 16V GDI	92	09/97→06/06		07/00→; Scheibenbremse; <input type="checkbox"/>				24.3727-2108.2	582108	L= 1.588
				07/00→; Scheibenbremse; <input type="checkbox"/>				24.3727-2109.2	582109	L= 1.588
MITSUBISHI - COLT V (CJ_, CP_) 09/95→08/04										
 Radbremszylinder										
1.5 12V	69	06/96→08/04	➡	- ABS		2	24.3219-1752.3	020505	GG	
1300 GL	55	05/96→06/00								
GLX	55	05/96→06/00								
1300	60	06/00→09/03	➡	09/00→ 06/03; - ABS		2	24.3219-1752.3	020505	GG	
1600	76	09/00→09/03	➡	→ 06/03; - ABS		2	24.3219-1752.3	020505	GG	
1600 GLX	66	05/96→09/00	➡	→ 08/00; - ABS		2	24.3219-1752.3	020505	GG	
Zubehörsatz, Bremsbacken										
1.5 12V	69	06/96→08/04	➡	- ABS			03.0137-9155.2	669155		
1300 GL	55	05/96→06/00								
→										
















	kw					! #		
MITSUBISHI - COLT V (CJ_, CP_) 09/95→08/04								
Zubehörsatz, Bremsbacken								
GLX	55	05/96→06/00	➡	+ ABS			03.0137-9192.2 669192	AKE
1300	60	06/00→09/03	➡	09/00→ 06/03; - ABS			03.0137-9155.2 669155	
				09/00→ 06/03; + ABS			03.0137-9192.2 669192	AKE
1600	76	09/00→09/03	➡	→ 06/03; - ABS			03.0137-9155.2 669155	
				→ 06/03; + ABS			03.0137-9192.2 669192	AKE
1600 GLX	66	05/96→09/00	➡	→ 08/00; - ABS			03.0137-9155.2 669155	
				→ 08/00; + ABS			03.0137-9192.2 669192	AKE
 Bremstrommel								
1.5 12V 1300 GL GLX	69 55 55	06/96→08/04 05/96→06/00 05/96→06/00	➡	+ ABS			24.0220-3017.1 480108	Ø 241 x 42 / 205
1300	60	06/00→09/03	➡	09/00→ 06/03; + ABS			24.0220-3017.1 480108	Ø 241 x 42 / 205
1600	76	09/00→09/03	➡	→ 06/03; + ABS			24.0220-3017.1 480108	Ø 241 x 42 / 205
1600 GLX	66	05/96→09/00	➡	→ 08/00; + ABS			24.0220-3017.1 480108	Ø 241 x 42 / 205
 Bremsbackensatz								
1.5 12V 1300 GL GLX	69 55 55	06/96→08/04 05/96→06/00 05/96→06/00	➡	- ABS			03.0137-0255.2 650255	Ø 180 x 37
1300	60	06/00→09/03	➡	09/00→ 06/03; - ABS			03.0137-0255.2 650255	Ø 180 x 37
				09/00→ 06/03; + ABS			03.0137-0289.2 650289	AKE Ø 203 x 37
1600	76	09/00→09/03	➡	→ 06/03; - ABS			03.0137-0255.2 650255	Ø 180 x 37
				→ 06/03; + ABS			03.0137-0289.2 650289	AKE Ø 203 x 37
1600 GLX	66	05/96→09/00	➡	→ 08/00; - ABS			03.0137-0255.2 650255	Ø 180 x 37
				→ 08/00; + ABS			03.0137-0289.2 650289	AKE Ø 203 x 37
MITSUBISHI - COLT VI (Z3_A, Z2_A) 10/02→12/12								
 Radbremszylinder								
1.1 1.1 LPG 1.3 1.3 Flexfuel 1.3 LPG 1.5 DI-D	55 55 68 - 70 70 70 50 - 70	10/04→06/12 10/04→06/12 06/04→06/12 10/08→06/12 06/04→06/12 08/04→06/12 70	➡		2		24.3219-1757.3 020517	TRW ALU
Zubehörsatz, Bremsbacken								
1.1 1.1 LPG 1.3 1.3 Flexfuel 1.3 LPG 1.5 DI-D	55 55 68 - 70 70 70 50 - 70	10/04→06/12 10/04→06/12 06/04→06/12 10/08→06/12 06/04→06/12 08/04→06/12 70	➡				03.0137-9347.2 669347	
 Bremsbackensatz								
1.1 1.1 LPG 1.3 1.3 Flexfuel 1.3 LPG 1.5 DI-D	55 55 68 - 70 70 70 50 - 70	10/04→06/12 10/04→06/12 06/04→06/12 10/08→06/12 06/04→06/12 08/04→06/12 70	➡				03.0137-0477.2 650477 03.0520-7319.3 697319	Ø 203 x 38 + HEB Ø 203 x 38 + RZ / + Zub TopKit
 Seilzug, Feststellbremse								
1.1 1.1 LPG 1.3	55 55 68 -	10/04→06/12 10/04→06/12 06/04→06/12	➡	Scheibenbremse; <input type="checkbox"/>			24.3727-2110.2 582110	L= 1.540
				Scheibenbremse; <input type="checkbox"/>			24.3727-2111.2 582111	L= 1.570
1.3 Flexfuel 1.3 LPG 1.5 DI-D	70 70 50 -	10/08→06/12 06/04→06/12 08/04→06/12	➡	Trommelbremse; <input type="checkbox"/>			24.3727-2112.2 582112	L= 1.525
				Trommelbremse; <input type="checkbox"/>			24.3727-2113.2 582113	L= 1.560
1.5 1.5 CZT 1.5 Ralliart R	77 - 80 110 132	06/04→06/12 03/05→06/12 02/10→06/12	➡	Scheibenbremse; <input type="checkbox"/>			24.3727-2110.2 582110	L= 1.540
				Scheibenbremse; <input type="checkbox"/>			24.3727-2111.2 582111	L= 1.570















	kw					! #		
MITSUBISHI - COLT CZC VI Cabriolet (RG) 05/06→07/09								
 Seilzug, Feststellbremse								
1.5	80	05/06→07/09			Scheibenbremse; <input type="checkbox"/>		24.3727-2110.2 582110	L= 1.540
1.5 Turbo	110	05/06→07/09			Scheibenbremse; <input type="checkbox"/>		24.3727-2111.2 582111	L= 1.570
MITSUBISHI - COLT Kasten/Schrägheck (Z3_V) 08/04→06/12								
 Radbremszylinder								
1.5 DiD	70	08/04→06/12	➔			2	24.3219-1757.3 020517	TRW ALU
Zubehörsatz, Bremsbacken								
1.5 DiD	70	08/04→06/12	➔				03.0137-9347.2 669347	
 Bremsbackensatz								
1.5 DiD	70	08/04→06/12	➔				03.0137-0477.2 650477	Ø 203 x 38 + HEB
							03.0520-7319.3 697319	Ø 203 x 38 + RZ / + Zub TopKit
 Seilzug, Feststellbremse								
1.5 DiD	70	08/04→06/12			Scheibenbremse; <input type="checkbox"/>		24.3727-2110.2 582110	L= 1.540
					Scheibenbremse; <input type="checkbox"/>		24.3727-2111.2 582111	L= 1.570
					Trommelbremse; <input type="checkbox"/>		24.3727-2112.2 582112	L= 1.525
					Trommelbremse; <input type="checkbox"/>		24.3727-2113.2 582113	L= 1.560
MITSUBISHI - DELICA / SPACE GEAR 01/94→01/07								
 Bremsbackensatz								
2.0	83	09/95→10/02	➔				03.0137-0482.2 650482	Ø 254 x 52 - HEB
2.4	97	09/94→05/04						
2.5	73	05/95→05/00	➔	11/96→			03.0137-0474.2 650474	Ø 270 x 52 - HEB
			➔				03.0137-0482.2 650482	Ø 254 x 52 - HEB
3.0	136	06/03→07/06	➔				03.0137-0474.2 650474	Ø 270 x 52 - HEB
MITSUBISHI - ECLIPSE II (D3_A) 04/94→04/99								
 Radbremszylinder								
2.0	104	09/95→04/99	➔			2	24.3219-1716.3 020071	GG
 Bremsbackensatz, Feststellbremse								
2.0	104	09/95→04/99	➔				03.0137-0452.2 650452	Ø 167 x 32
MITSUBISHI - ECLIPSE III (D5_A) 04/99→12/05								
 Radbremszylinder								
2.4	110	05/99→03/05	➔			2	24.3219-1716.3 020071	GG
 Bremsbackensatz								
2.4	110	05/99→03/05	➔				03.0137-0288.2 650288	Ø 229 x 42
 Bremsbackensatz, Feststellbremse								
3.0	149 - 157	05/99→03/05	➔				03.0137-0452.2 650452	Ø 167 x 32
MITSUBISHI - ECLIPSE IV (DK_A) 04/05→12/12								
 Bremsbackensatz, Feststellbremse								
2.4 GS	120	04/05→12/11	➔				03.0137-3023.2 653023	Ø 170 x 32 - HEB
3.8	196	09/05→12/08						
3.8 GT	192	04/05→12/11						
MITSUBISHI - ECLIPSE IV Cabriolet 04/05→								
 Bremsbackensatz, Feststellbremse								
3.8	196	04/05→12/08	➔				03.0137-3023.2 653023	Ø 170 x 32 - HEB
MITSUBISHI - ECLIPSE Cabriolet 04/94→04/99								
 Bremsbackensatz, Feststellbremse								
2.0	157	09/95→04/99	➔				03.0137-0452.2 650452	Ø 167 x 32














	kw					! #		
MITSUBISHI - ECLIPSE Cabriolet (D5_A) 05/99→12/05								
 Radbremsszylinder								
2.4	110	05/99→03/05	➔			2	24.3219-1716.3	020071 GG
2.4 RS	106	05/99→03/05						
 Bremsbackensatz								
2.4	110	05/99→03/05	➔				03.0137-0288.2	650288 Ø 229 x 42
2.4 RS	106	05/99→03/05						
 Bremsbackensatz, Feststellbremse								
3.0	149 - 157	05/99→03/05	➔				03.0137-0452.2	650452 Ø 167 x 32
MITSUBISHI - GALANT VIII (EA_) 09/96→10/04								
Zubehörsatz, Bremsbacken								
2.0 TDI	66	09/96→10/04	➔	10/96→07/01			03.0137-9192.2	669192 AKE
 Bremsbackensatz								
2.0 TDI	66	09/96→10/04	➔	10/96→07/01			03.0137-0289.2	650289 AKE Ø 203 x 37
 Bremsbackensatz, Feststellbremse								
1.8 GDi	103	11/97→10/01	➔				03.0137-0452.2	650452 Ø 167 x 32
2.0	98	09/00→10/04	➔	→ 10/03			03.0137-0452.2	650452 Ø 167 x 32
2.4 GDI	106	09/00→10/04						
2.5 V6 24V	118	09/00→10/04						
2.0	100	09/96→09/00	➔	10/96→			03.0137-0452.2	650452 Ø 167 x 32
2.5 V6 24V	120 - 206	09/96→10/02						
2.0 GDI	107	01/97→10/04	➔	→ 05/03			03.0137-0452.2	650452 Ø 167 x 32
2.4 GDI	110	02/99→09/00	➔	03/99→			03.0137-0452.2	650452 Ø 167 x 32
2.5 Type S	151	10/99→10/04	➔	→ 05/03			03.0137-0453.2	650453 Ø 167 x 32
3.0	152	01/99→12/03						
Zubehörsatz, Feststellbremsbacken								
2.5 Type S	151	10/99→10/04		→ 05/03			03.0137-9307.2	669307
3.0	152	01/99→12/03						
MITSUBISHI - GALANT VIII Kombi (EA_) 09/96→10/03								
Zubehörsatz, Bremsbacken								
2.0 TDI	66	09/96→10/03	➔	10/96→07/01			03.0137-9192.2	669192 AKE
 Bremsbackensatz								
2.0 TDI	66	09/96→10/03	➔	10/96→07/01			03.0137-0289.2	650289 AKE Ø 203 x 37
 Bremsbackensatz, Feststellbremse								
2.0	98	09/00→10/03	➔				03.0137-0452.2	650452 Ø 167 x 32
2.4 GDI	106	09/00→10/03						
2.5 V6 24V	118	09/00→10/03						
2.8 TD	92	10/96→07/01						
2.0	100	09/96→09/00	➔	10/96→			03.0137-0452.2	650452 Ø 167 x 32
2.5 V6 24V	120 - 206	09/96→12/02						
2.4 GDI	110	02/99→10/03	➔	03/99→			03.0137-0452.2	650452 Ø 167 x 32
MITSUBISHI - GALANT IX Stufenheck (DJ_, ED_, EF_) 10/03→								
 Bremsbackensatz, Feststellbremse								
2.4	116 - 121	10/03→	➔				03.0137-3023.2	653023 Ø 170 x 32 - HEB
3.8 4WD	171	10/03→						
Zubehörsatz, Feststellbremsbacken								
2.4	116 - 121	10/03→					03.0137-9307.2	669307
MITSUBISHI - GRANDIS (NA_W) 03/03→12/11								
 Bremsbackensatz, Feststellbremse								
2.0 DI-D	100 - 103	09/05→03/10	➔				03.0137-3015.2	653015 Ø 190 x 32 - HEB
2.4 MIVEC	121 - 130	04/04→12/11	➔	→ 08/10			03.0137-3015.2	653015 Ø 190 x 32 - HEB
2.4 MIVEC 4WD ➔	121	04/04→12/11						










	kw					! #		
MITSUBISHI - GRANDIS (NA_W) 03/03→12/11								
Zubehörsatz, Feststellbremsbacken								
2.0 DI-D	100 - 103	09/05→03/10					03.0137-9307.2 669307	
2.4 MIVEC	121 - 130	04/04→12/11			→ 08/10		03.0137-9307.2 669307	
2.4 MIVEC 4WD	121	04/04→12/11						
 Seilzug, Feststellbremse								
2.0 DI-D	100 - 103	09/05→03/10			Scheibenbremse; <input type="checkbox"/>		24.3727-2129.2 582129	L= 2.030
2.4 MIVEC	121 - 130	04/04→12/11			Scheibenbremse; <input type="checkbox"/>		24.3727-2130.2 582130	L= 2.120
2.4 MIVEC 4WD	121	04/04→12/11						
MITSUBISHI - i (HA_) 01/06→								
 Radbremszylinder								
MiEV	35 - 47	07/09→	➔				24.3219-1753.3 020506	GG
MiEV	49	02/11→	➔		→ 04/14		24.3219-1753.3 020506	GG
 Bremsbackensatz								
MiEV	35 - 47	07/09→	➔				03.0137-0525.2 650525	Ø 203 x 32 - HEB
MiEV	49	02/11→	➔		→ 04/14		03.0137-0525.2 650525	Ø 203 x 32 - HEB
Zubehörsatz, Feststellbremsbacken								
MiEV	35 - 47	07/09→	➔				03.0137-9352.2 669352	
MiEV	49	02/11→	➔		→ 04/14		03.0137-9352.2 669352	
MITSUBISHI - L200 / TRITON (KA_T, KB_T) 01/04→12/16								
 Radbremszylinder								
2.4 4WD	97	08/11→12/15	➔	<input type="checkbox"/>			24.3222-1736.3 020562	ALU
2.5 D	55	08/11→12/15	➔					
2.5 D 4WD	55	08/11→12/15	➔	<input type="checkbox"/>			24.3222-1737.3 020563	ALU
2.5 DI-D	94	04/10→12/15						
2.5 DI-D 4WD	123 - 131	10/07→12/15						
3.5 4WD	137 - 147	05/07→12/15						
3.5 Flex 4WD	147	09/09→12/15						
2.5 D	66	08/11→12/15	➔		für Fahrzeuge mit erhöhter Bodenfreiheit; - ABS	2	24.3222-1736.3 020562	ALU
			➔		für Fahrzeuge mit erhöhter Bodenfreiheit; + ABS	2	24.3222-1737.3 020563	ALU
2.5 DiD	100	11/05→12/15	➔	<input type="checkbox"/>	01/06→; <input type="checkbox"/>		24.3222-1736.3 020562	ALU
2.5 DI-D 4WD	100	11/05→12/15	➔	<input type="checkbox"/>	01/06→; <input type="checkbox"/>		24.3222-1737.3 020563	ALU
2.5 DI-D	123 - 131	08/07→12/15	➔	<input type="checkbox"/>	für Fahrzeuge mit erhöhter Bodenfreiheit; <input type="checkbox"/>		24.3222-1736.3 020562	ALU
			➔	<input type="checkbox"/>	für Fahrzeuge mit erhöhter Bodenfreiheit; <input type="checkbox"/>		24.3222-1737.3 020563	ALU
2.5 DI-D 16V 4WD	98	04/07→12/15	➔		- ABS	2	24.3222-1736.3 020562	ALU
			➔		+ ABS	2	24.3222-1737.3 020563	ALU
Zubehörsatz, Bremsbacken								
2.4 4WD	97	08/11→12/15	➔				03.0137-9346.2 669346	
2.5 D	55	08/11→12/15						
2.5 D 4WD	55	08/11→12/15						
2.5 DI-D	94	04/10→12/15						
2.5 DI-D 16V 4WD	98	04/07→12/15						
2.5 DI-D 4WD	123 - 131	10/07→12/15						
3.5 4WD	137 - 147	05/07→12/15						
3.5 Flex 4WD	147	09/09→12/15						
2.5 D	66	08/11→12/15	➔		für Fahrzeuge mit erhöhter Bodenfreiheit		03.0137-9346.2 669346	
2.5 DI-D	123 - 131	08/07→12/15						
2.5 DiD	100	11/05→12/15	➔		01/06→		03.0137-9346.2 669346	
2.5 DI-D 4WD	100	11/05→12/15						
 Bremsbackensatz								
2.4 4WD	97	08/11→12/15	➔				03.0137-0518.2 650518	Ø 295 x 51 - HEB
2.5 D	55	08/11→12/15						
➔								













	kw					! #		
MITSUBISHI - L200 / TRITON (KA_T, KB_T) 01/04→12/16								
 Bremsbackensatz								
2.5 D 4WD	55	08/11→12/15	➔				03.0137-0518.2 650518	Ø 295 x 51 - HEB
2.5 DI-D	94	04/10→12/15						
2.5 DI-D 16V 4WD	98	04/07→12/15						
2.5 DI-D 4WD	123 - 131	10/07→12/15						
3.5 4WD	137 - 147	05/07→12/15						
3.5 Flex 4WD	147	09/09→12/15						
2.5 D	66	08/11→12/15	➔	für Fahrzeuge mit erhöhter Bodenfreiheit			03.0137-0518.2 650518	Ø 295 x 51 - HEB
2.5 DI-D	123 - 131	08/07→12/15						
2.5 DiD	100	11/05→12/15	➔	01/06→			03.0137-0518.2 650518	Ø 295 x 51 - HEB
2.5 DI-D 4WD	100	11/05→12/15						
 Seilzug, Feststellbremse								
2.5 DiD	100	11/05→12/15		Trommelbremse; <input type="checkbox"/>			24.3727-2122.2 582122	L= 2.334
2.5 DI-D	94	04/10→12/15		Trommelbremse; <input type="checkbox"/>			24.3727-2123.2 582123	L= 1.760
2.5 DI-D 4WD	100 - 131	11/05→12/15						
3.5 4WD	137	08/11→12/15						
2.5 DI-D 16V 4WD	98	04/07→12/15		Ausstattungs-Code: K46; <input type="checkbox"/>			24.3727-2122.2 582122	L= 2.334
				Ausstattungs-Code: K46; <input type="checkbox"/>			24.3727-2123.2 582123	L= 1.760
3.5 4WD	147	05/07→12/15		04/10→; Trommelbremse; <input type="checkbox"/>			24.3727-2122.2 582122	L= 2.334
3.5 Flex 4WD	147	09/09→12/15		04/10→; Trommelbremse; <input type="checkbox"/>			24.3727-2123.2 582123	L= 1.760
MITSUBISHI - L200 / TRITON (KJ_, KK_, KL_) 02/14→								
 Radbremszylinder								
2.2 DI-D	110	07/19→	➔		2		24.3222-1737.3 020563	ALU
2.2 DI-D 4WD	110	07/19→						
2.4 DI-D	113	09/15→						
2.4 DI-D 4WD	113	09/15→						
2.5 DI-D	100	01/15→						
2.5 DI-D 4WD	100	11/14→						
2.4	97	11/14→	➔	09/15→	2		24.3222-1737.3 020563	ALU
2.4 4WD	97	11/14→						
2.4 DI-D	133	01/15→						
2.4 DI-D 4WD	133	11/14→						
Zubehörsatz, Bremsbacken								
2.2 DI-D	110	07/19→	➔				03.0137-9346.2 669346	
2.2 DI-D 4WD	110	07/19→						
2.4 DI-D	113	09/15→						
2.4 DI-D 4WD	113	09/15→						
2.5 DI-D	100	01/15→						
2.5 DI-D 4WD	100	11/14→						
2.4	97	11/14→	➔	09/15→			03.0137-9346.2 669346	
2.4 4WD	97	11/14→						
2.4 DI-D	133	01/15→						
2.4 DI-D 4WD	133	11/14→						
 Bremsbackensatz								
2.2 DI-D	110	07/19→	➔				03.0137-0518.2 650518	Ø 295 x 51 - HEB
2.2 DI-D 4WD	110	07/19→						
2.4 DI-D	113 - 133	01/15→						
2.4 DI-D 4WD	113	09/15→						
2.5 DI-D	100	01/15→						
2.5 DI-D 4WD	100	11/14→						
2.4	97	11/14→	➔	09/15→			03.0137-0518.2 650518	Ø 295 x 51 - HEB
2.4 4WD	97	11/14→						
2.4 DI-D 4WD	133	11/14→						
MITSUBISHI - L200 / TRITON Pritsche/Fahrgestell (KA_T, KB_T) 03/06→12/15								
 Radbremszylinder								
2.5 DiD	100	01/08→12/15	➔	04/10→; <input type="checkbox"/>			24.3222-1736.3 020562	ALU
2.5 DI-D 4WD	131	09/09→12/15	➔	04/10→; <input type="checkbox"/>			24.3222-1737.3 020563	ALU
2.5 DI-D	94	08/07→12/15	➔	für Fahrzeuge mit erhöhter Bodenfreiheit; <input type="checkbox"/>			24.3222-1736.3 020562	ALU
			➔	für Fahrzeuge mit erhöhter Bodenfreiheit; <input type="checkbox"/>			24.3222-1737.3 020563	ALU
Zubehörsatz, Bremsbacken								
2.5 DiD	100	01/08→12/15	➔	04/10→			03.0137-9346.2 669346	
2.5 DI-D 4WD	131	09/09→12/15						
2.5 DI-D	94	08/07→12/15	➔	für Fahrzeuge mit erhöhter Bodenfreiheit			03.0137-9346.2 669346	
















	kw					! #		
MITSUBISHI - L200 / TRITON Pritsche/Fahrgestell (KA_T, KB_T) 03/06→12/15								
 Bremsbackensatz								
2.5 DiD	100	01/08→12/15	➡	04/10→		03.0137-0518.2	650518	Ø 295 x 51 - HEB
2.5 DI-D 4WD	131	09/09→12/15						
2.5 DI-D	94	08/07→12/15	➡	für Fahrzeuge mit erhöhter Bodenfreiheit		03.0137-0518.2	650518	Ø 295 x 51 - HEB
 Seilzug, Feststellbremse								
2.5 DiD	100	01/08→12/15		Trommelbremse; <input type="checkbox"/>		24.3727-2122.2	582122	L= 2.334
2.5 DI-D 4WD	131	09/09→12/15		Trommelbremse; <input type="checkbox"/>		24.3727-2123.2	582123	L= 1.760
MITSUBISHI - L200 (K7_T, K6_T, K5_T) 01/96→12/11								
 Radbremszylinder								
2.0	90	06/96→12/07	➡	02/00→ 07/01; <input type="checkbox"/>		24.3223-1712.3	020571	GG
2.4 4WD	97	06/96→12/07	➡	→ 01/00; <input type="checkbox"/>		24.3223-1712.3	020571	GG
2.5 D	55	06/96→12/07	➡	02/00→ 07/01; <input type="checkbox"/>		24.3223-1713.3	020572	GG
2.5 TD 4WD	73	06/96→12/07	➡	→ 01/00; <input type="checkbox"/>		24.3223-1713.3	020572	GG
2.5 D 4WD	55	01/96→12/05	➡	<input type="checkbox"/>		24.3223-1712.3	020571	GG
2.5 TD 4WD	64	07/97→12/03	➡	<input type="checkbox"/>		24.3223-1713.3	020572	GG
2.5 TDiC	74	08/01→09/05	➡	<input type="checkbox"/>		24.3223-1713.3	020572	GG
3.0 4WD	108	08/01→11/05	➡					
2.5 DI-D 4x4	89	01/04→12/07	➡	→ 04/06; <input type="checkbox"/>		24.3223-1712.3	020571	GG
2.5 TD 4WD	85 - 98	08/01→12/07	➡	→ 04/06; <input type="checkbox"/>		24.3223-1713.3	020572	GG
Zubehörsatz, Bremsbacken								
2.4 4WD	97	06/96→12/07	➡	→ 07/01		03.0137-9291.2	669291	
2.5 TD 4WD	73	06/96→12/07						
2.5 D 4WD	55	01/96→12/05	➡			03.0137-9291.2	669291	
2.5 TD 4WD	64	07/97→12/03						
3.0 4WD	108	08/01→11/05						
2.5 DI-D 4x4	89	01/04→12/07	➡	→ 04/06		03.0137-9291.2	669291	
2.5 TD 4WD	85 - 98	08/01→12/07						
 Bremsbackensatz								
2.0	90	06/96→12/07	➡	→ 07/01		03.0137-0482.2	650482	Ø 254 x 52 - HEB
2.4 4WD	97	06/96→12/07	➡	→ 07/01		03.0137-0474.2	650474	Ø 270 x 52 - HEB
2.5 TD 4WD	73	06/96→12/07						
2.5 D	55	06/96→12/07	➡	- ABS		03.0137-0474.2	650474	Ø 270 x 52 - HEB
			➡	→ 07/01		03.0137-0482.2	650482	Ø 254 x 52 - HEB
2.5 D 4WD	55	01/96→12/05	➡			03.0137-0474.2	650474	Ø 270 x 52 - HEB
2.5 TD	66	08/01→11/05						
2.5 TD 4WD	64	07/97→12/03						
2.5 TDiC	74	08/01→09/05						
3.0 4WD	108	08/01→11/05						
2.5 DI-D 4x4	89	01/04→12/07	➡	→ 04/06		03.0137-0474.2	650474	Ø 270 x 52 - HEB
2.5 TD 4WD	85 - 98	08/01→12/07						
MITSUBISHI - L200 Pritsche/Fahrgestell (MQ) 01/15→								
 Radbremszylinder								
2.4 D 4WD	133	01/15→	➡		2	24.3222-1737.3	020563	ALU
Zubehörsatz, Bremsbacken								
2.4 D 4WD	133	01/15→	➡			03.0137-9346.2	669346	
 Bremsbackensatz								
2.4 D 4WD	133	01/15→	➡			03.0137-0518.2	650518	Ø 295 x 51 - HEB
MITSUBISHI - L400 Bus (PD_W, PC_W, PA_V, PB_V, PA_W) 06/94→04/07								
 Radbremszylinder								
2.0	83	09/95→10/02	➡	06/96→ 01/00; <input type="checkbox"/>		24.3223-1712.3	020571	GG
			➡	02/00→; <input type="checkbox"/>		24.3223-1712.3	020571	GG
			➡	06/96→ 01/00; <input type="checkbox"/>		24.3223-1713.3	020572	GG
			➡	02/00→; <input type="checkbox"/>		24.3223-1713.3	020572	GG
 Bremsbackensatz								
2.0	83	09/95→10/02	➡	+ EU		03.0137-0474.2	650474	Ø 270 x 52 - HEB
→								














	kW					! #		
MITSUBISHI - L400 Bus (PD_W, PC_W, PA_V, PB_V, PA_W) 06/94→04/07								
 Bremsbackensatz								
2.0	83	09/95→10/02	➡	06/96→			03.0137-0482.2 650482	Ø 254 x 52 - HEB
			➡	08/96→			03.0137-0482.2 650482	Ø 254 x 52 - HEB
2.0 16V	85	05/95→05/00	➡				03.0137-0482.2 650482	Ø 254 x 52 - HEB
2.5 TD	73	05/95→05/00						
2.4	97	05/95→10/02	➡	+ EU			03.0137-0474.2 650474	Ø 270 x 52 - HEB
			➡				03.0137-0482.2 650482	Ø 254 x 52 - HEB
2500 TD	64	05/95→06/05	➡	06/96→			03.0137-0482.2 650482	Ø 254 x 52 - HEB
MITSUBISHI - L400 Kasten (PD_W, PC_W, PB_V, PA_W, PA_V) 12/94→04/07								
 Radbremsszylinder								
2.0	85	06/96→03/01	➡	→ 01/00; ☐			24.3223-1712.3 020571	GG
2500 TD 4WD	64	09/96→06/05	➡	02/00→; ☐			24.3223-1712.3 020571	GG
			➡	→ 01/00; ☐			24.3223-1713.3 020572	GG
			➡	02/00→; ☐			24.3223-1713.3 020572	GG
2.0	83	12/94→10/02	➡	06/96→ 01/00; ☐			24.3223-1712.3 020571	GG
			➡	02/00→; ☐			24.3223-1712.3 020571	GG
			➡	06/96→ 01/00; ☐			24.3223-1713.3 020572	GG
			➡	02/00→; ☐			24.3223-1713.3 020572	GG
 Bremsbackensatz								
2.0	85	06/96→03/01	➡	+ EU			03.0137-0474.2 650474	Ø 270 x 52 - HEB
			➡				03.0137-0482.2 650482	Ø 254 x 52 - HEB
2.0	83	12/94→10/02	➡	06/96→			03.0137-0482.2 650482	Ø 254 x 52 - HEB
2500 TD	64	09/96→06/05	➡				03.0137-0482.2 650482	Ø 254 x 52 - HEB
2500 TD 4WD	64	09/96→06/05						
MITSUBISHI - L 300 III Bus (P0_W, P1_W, P2_W, P3_W) 08/86→12/13								
Zubehörsatz, Bremsbacken								
1.6	51	11/86→05/04	➡	11/88→ 05/94			03.0137-9105.2 669105	
2.0	64 - 66	11/86→05/04	➡	→ 05/94			03.0137-9105.2 669105	
2.4	82	11/90→05/04						
2.5 D	51	11/86→05/04						
 Bremsbackensatz								
1.6	51	11/86→05/04	➡	11/88→ 05/94			03.0137-0188.2 650188	Ø 254 x 50
2.0	64 - 66	11/86→05/04	➡	→ 05/94			03.0137-0188.2 650188	Ø 254 x 50
2.4	82	11/90→05/04						
2.5 D	51	11/86→05/04						
MITSUBISHI - L 300 III Kasten (P0_V, P1_V, P2_V) 11/86→12/13								
Zubehörsatz, Bremsbacken								
2.5 D	51	11/86→02/06	➡	→ 05/94			03.0137-9105.2 669105	
 Bremsbackensatz								
2.5 D	51	11/86→02/06	➡	→ 05/94			03.0137-0188.2 650188	Ø 254 x 50
MITSUBISHI - LANCER IV (C6_A, C7_A) 04/88→12/97								
 Bremsbackensatz, Feststellbremse								
EVO IV	206	08/96→12/97	➡				03.0137-0453.2 650453	Ø 167 x 32
MITSUBISHI - LANCER V Station Wagon (CB_W, CD_W) 09/92→10/03								
 Radbremsszylinder								
1.5	63	03/95→10/03	➡	→ 09/96; - ABS	2		24.3219-1752.3 020505	GG
1.6 16V	83	12/92→10/03						
2.0 D	50 - 65	12/92→10/03						
1.6 16V 4WD	83	12/92→10/03	➡	→ 02/95	2		24.3219-1716.3 020071	GG
Zubehörsatz, Bremsbacken								
1.5	63	03/95→10/03	➡	→ 09/96; - ABS			03.0137-9192.2 669192	AKE
1.6 16V	83	12/92→10/03						
→								















	kW					! #		
MITSUBISHI - LANCER V Station Wagon (CB_W, CD_W) 09/92→10/03								
Zubehörsatz, Bremsbacken								
2.0 D	50 - 65	12/92→10/03	➡		→ 09/96; - ABS		03.0137-9192.2 669192	AKE
 Bremstrommel								
1.5 1.6 16V 2.0 D	63 83 50 - 65	03/95→10/03 12/92→10/03 12/92→10/03	➡		→ 09/96; - ABS		24.0220-3017.1 480108	Ø 241 x 42 / 205
 Bremsbackensatz								
1.5 1.6 16V 2.0 D	63 83 50 - 65	03/95→10/03 12/92→10/03 12/92→10/03	➡		→ 09/96; - ABS		03.0137-0289.2 650289	AKE Ø 203 x 37
1.6 16V 4WD	83	12/92→10/03	➡				03.0137-0288.2 650288	Ø 229 x 42
MITSUBISHI - LANCER VI (CJ_, CP_) 09/95→12/03								
 Radbremszylinder								
1.3 12V 1.6 16V 2.0 D	55 66 50	12/95→08/03 12/95→08/03 09/95→08/03	➡		05/96→07/01; - ABS	2	24.3219-1752.3 020505	GG
1.5 12V	69	07/96→08/03	➡		→ 08/00; - ABS	2	24.3219-1752.3 020505	GG
Zubehörsatz, Bremsbacken								
1.3 12V 1.6 16V 2.0 D	55 66 50	12/95→08/03 12/95→08/03 09/95→08/03	➡		05/96→07/01; - ABS		03.0137-9155.2 669155	
			➡		05/96→07/01; + ABS		03.0137-9192.2 669192	AKE
1.5 12V	69	07/96→08/03	➡		→ 08/00; - ABS		03.0137-9155.2 669155	
			➡		→ 08/00; + ABS		03.0137-9192.2 669192	AKE
 Bremstrommel								
1.3 12V 1.6 16V 2.0 D	55 66 50	12/95→08/03 12/95→08/03 09/95→08/03	➡		05/96→07/01; + ABS		24.0220-3017.1 480108	Ø 241 x 42 / 205
1.5 12V	69	07/96→08/03	➡		→ 08/00; + ABS		24.0220-3017.1 480108	Ø 241 x 42 / 205
 Bremsbackensatz								
1.3 12V 1.6 16V 2.0 D	55 66 50	12/95→08/03 12/95→08/03 09/95→08/03	➡		05/96→07/01; - ABS		03.0137-0255.2 650255	Ø 180 x 37
			➡		05/96→07/01; + ABS		03.0137-0289.2 650289	AKE Ø 203 x 37
1.5 12V	69	07/96→08/03	➡		→ 08/00; - ABS		03.0137-0255.2 650255	Ø 180 x 37
			➡		→ 08/00; + ABS		03.0137-0289.2 650289	AKE Ø 203 x 37
MITSUBISHI - LANCER VII (CS_A, CT_A) 03/00→12/13								
 Bremsbackensatz, Feststellbremse								
1.3	60	09/03→12/13	➡		→ 03/07		03.0137-0453.2 650453	Ø 167 x 32
1.6 2.0 EVO IX	72 - 77 99 213 - 269	06/00→12/13 12/03→12/13 08/05→10/08	➡				03.0137-0453.2 650453	Ø 167 x 32
EVO IX - FQ-300	227	06/05→12/06						
EVO IX - FQ-340	257	06/05→12/07						
EVO IX - FQ-360	273	07/06→12/07						
EVO VII	206	01/01→01/03						
EVO VIII	206	04/03→03/05						
EVO VIII - 260	195	03/04→07/05						
EVO VIII - FQ-300	225 - 227	04/03→04/04						
EVO VIII - FQ-320	243	04/04→08/06						
EVO VIII - FQ-340	255	04/04→03/05						
EVO VIII - FQ-400	302	10/04→08/06						
2.0 2.0 GDi 2.0 i	92 92 113	08/05→12/13 09/03→12/13 10/07→12/13	➡				03.0137-3023.2 653023	Ø 170 x 32 - HEB
EVO IX	206	01/05→09/07	➡		01/06→08/07		03.0137-0453.2 650453	Ø 167 x 32
EVO VIII - FQ-330	246	10/03→08/06	➡		12/03→		03.0137-0453.2 650453	Ø 167 x 32
Zubehörsatz, Feststellbremsbacken								
1.3 1.6 →	60 72 - 77	09/03→12/13 06/00→12/13					03.0137-9307.2 669307	

	kW			 	! #		
MITSUBISHI - LANCER VII (CS_A, CT_A) 03/00→12/13							
Zubehörsatz, Feststellbremsbacken							
2.0	92 - 99	12/03→12/13				03.0137-9307.2 669307	
2.0 GDi	92	09/03→12/13					
2.0 i	113	10/07→12/13					
EVO IX	213	08/05→09/06					
EVO IX - FQ-300	227	06/05→12/06					
EVO IX - FQ-340	257	06/05→12/07					
EVO VII	206	01/01→01/03					
EVO VIII	206	04/03→03/05					
EVO VIII - 260	195	03/04→07/05					
EVO VIII - FQ-300	225 - 227	04/03→04/04					
EVO VIII - FQ-320	243	04/04→08/06					
EVO VIII - FQ-340	255	04/04→03/05					
EVO VIII - FQ-400	302	10/04→08/06					
EVO IX	206	01/05→09/07		01/06→ 08/07		03.0137-9307.2 669307	
EVO VIII - FQ-330	246	10/03→08/06		12/03→		03.0137-9307.2 669307	
MITSUBISHI - LANCER VII Kombi (CS_W, CT_W) 09/03→12/08							
 Bremsbackensatz, Feststellbremse							
1.6	72	09/03→10/08	➡			03.0137-0453.2 650453	Ø 167 x 32
2.0	99	09/03→12/07	➡	→ 03/07		03.0137-0453.2 650453	Ø 167 x 32
Zubehörsatz, Feststellbremsbacken							
1.6	72	09/03→10/08				03.0137-9307.2 669307	
2.0	99	09/03→12/07		→ 03/07		03.0137-9307.2 669307	
MITSUBISHI - LANCER VIII (CY_A, CZ_A) 03/07→							
 Bremsbackensatz, Feststellbremse							
1.5	80	06/08→	➡			03.0137-3023.2 653023	Ø 170 x 32 - HEB
1.5 Bifuel	80	02/10→					
1.6 MIVEC	86	05/10→					
1.8	103 - 105	02/08→					
1.8 Bifuel	105	01/10→					
1.8 DI-D	85 - 110	05/10→					
1.8 Flexfuel	103 - 105	03/09→					
1.8 Mivec	110	11/09→					
1.8 MIVEC	102	03/09→					
2.0	108 - 110	01/09→					
2.0 DI-D	103	01/08→					
2.0 i	113	04/07→					
2.0 i 4WD	113	03/07→					
2.0 i Ralliart 4WD	177	10/08→					
2.0 EVO X	257 - 296	06/09→	➡			03.0137-3015.2 653015	Ø 190 x 32 - HEB
EVO X	206 - 221	10/07→12/15					
EVO X - FQ330	242	03/08→06/15					
EVO X - FQ360	264	03/08→06/15					
EVO X - FQ400	301	05/09→12/10					
EVO X - FQ440	328	05/14→06/14					
Zubehörsatz, Feststellbremsbacken							
1.5	80	06/08→				03.0137-9307.2 669307	
1.5 Bifuel	80	02/10→					
1.8	105	02/08→					
1.8 Bifuel	105	01/10→					
1.8 DI-D	110	06/10→					
1.8 Flexfuel	105	01/10→					
1.8 MIVEC	102	03/09→					
2.0 DI-D	103	01/08→					
2.0 i Ralliart 4WD	177	10/08→					
EVO X	206 - 217	10/07→12/15					
EVO X - FQ330	242	03/08→06/15					
EVO X - FQ360	264	03/08→06/15					
1.6 MIVEC	86	05/10→	➡			03.0137-9307.2 669307	
1.8	103	05/10→					
1.8 DI-D	85	05/10→					
1.8 Flexfuel	103	03/09→					
1.8 Mivec	110	11/09→					
2.0	108 - 110	01/09→					
→							











	kW			 	! #		
MITSUBISHI - LANCER VIII (CY_A, CZ_A) 03/07→							
Zubehörsatz, Feststellbremsbacken							
2.0 EVO X	257 - 296	06/09→	➔			03.0137-9307.2 669307	
2.0 i	113	04/07→					
2.0 i 4WD	113	03/07→					
EVO X	221	06/08→03/15					
EVO X - FQ400	301	05/09→12/10					
MITSUBISHI - LANCER VIII Sportback (CX_A) 10/07→							
 Bremsbackensatz, Feststellbremse							
1.5	80	06/08→	➔			03.0137-3023.2 653023	Ø 170 x 32 - HEB
1.5 Bifuel	80	03/10→					
1.6 MIVEC	86	05/10→					
1.8	105	06/08→					
1.8 Bifuel	105	02/10→					
1.8 DI-D	85 - 110	05/10→					
1.8 Flex	103	03/09→					
1.8 MIVEC	103	03/09→					
2.0 DI-D	103	06/08→					
2.0 Ralliart 4WD	177	10/08→	➔			03.0137-3015.2 653015	Ø 190 x 32 - HEB
Zubehörsatz, Feststellbremsbacken							
1.5	80	06/08→				03.0137-9307.2 669307	
1.5 Bifuel	80	03/10→					
1.8	105	06/08→					
1.8 Bifuel	105	02/10→					
1.8 DI-D	110	06/10→					
2.0 DI-D	103	06/08→					
2.0 Ralliart 4WD	177	10/08→					
1.6 MIVEC	86	05/10→	➔			03.0137-9307.2 669307	
1.8 DI-D	85	05/10→					
1.8 Flex	103	03/09→					
1.8 MIVEC	103	03/09→					
MITSUBISHI - MIRAGE / SPACE STAR VI Schrägheck (A0_A) 01/12→							
 Radbremszylinder							
1.0	52	05/12→	➔		2	24.3219-1753.3 020506	GG
1.0 Bifuel	52	04/14→					
1.2	52 - 59	10/12→					
1.2	57	01/12→	➔	05/12→	2	24.3219-1753.3 020506	GG
 Bremsbackensatz							
1.0	52	05/12→	➔			03.0137-0530.2 650530	Ø 203 x 32 - HEB
1.0 Bifuel	52	04/14→					
1.2	52 - 59	10/12→					
1.2	57	01/12→	➔	05/12→		03.0137-0530.2 650530	Ø 203 x 32 - HEB
MITSUBISHI - MIRAGE V Schrägheck (CJ_A) 09/95→07/03							
 Radbremszylinder							
1.3	55	09/95→07/03	➔	05/96→ 08/00; - ABS	2	24.3219-1752.3 020505	GG
1.5	81	09/95→08/99	➔	- ABS	2	24.3219-1752.3 020505	GG
1.6	84	09/99→07/03	➔	09/00→ 06/03; - ABS	2	24.3219-1752.3 020505	GG
1.6	128	09/95→08/99	➔	05/96→; - ABS	2	24.3219-1752.3 020505	GG
Zubehörsatz, Bremsbacken							
1.3	55	09/95→07/03	➔	05/96→ 08/00; - ABS		03.0137-9155.2 669155	
			➔	05/96→ 08/00; + ABS		03.0137-9192.2 669192	AKE
1.5	81	09/95→08/99	➔	- ABS		03.0137-9155.2 669155	
			➔	+ ABS		03.0137-9192.2 669192	AKE
1.6	84	09/99→07/03	➔	09/00→ 06/03; - ABS		03.0137-9155.2 669155	
			➔	09/00→ 06/03; + ABS		03.0137-9192.2 669192	AKE
1.6	128	09/95→08/99	➔	05/96→; - ABS		03.0137-9155.2 669155	
			➔	05/96→; + ABS		03.0137-9192.2 669192	AKE
 Bremstrommel							
1.3	55	09/95→07/03	➔	05/96→ 08/00; + ABS		24.0220-3017.1 480108	Ø 241 x 42 / 205
1.5	81	09/95→08/99	➔	+ ABS		24.0220-3017.1 480108	Ø 241 x 42 / 205
➔							














	kw					! #		
MITSUBISHI - MIRAGE V Schrägheck (CJ_A) 09/95→07/03								
 Bremstrommel								
1.6	84	09/99→07/03	➡	09/00→06/03; + ABS		24.0220-3017.1	480108	Ø 241 x 42 / 205
1.6	128	09/95→08/99	➡	05/96→; + ABS		24.0220-3017.1	480108	Ø 241 x 42 / 205
 Bremsbackensatz								
1.3	55	09/95→07/03	➡	05/96→08/00; - ABS		03.0137-0255.2	650255	Ø 180 x 37
			➡	05/96→08/00; + ABS		03.0137-0289.2	650289	AKE Ø 203 x 37
1.5	81	09/95→08/99	➡	- ABS		03.0137-0255.2	650255	Ø 180 x 37
			➡	+ ABS		03.0137-0289.2	650289	AKE Ø 203 x 37
1.6	84	09/99→07/03	➡	09/00→06/03; - ABS		03.0137-0255.2	650255	Ø 180 x 37
			➡	09/00→06/03; + ABS		03.0137-0289.2	650289	AKE Ø 203 x 37
1.6	128	09/95→08/99	➡	05/96→; - ABS		03.0137-0255.2	650255	Ø 180 x 37
			➡	05/96→; + ABS		03.0137-0289.2	650289	AKE Ø 203 x 37
MITSUBISHI - MIRAGE V Stufenheck (CK_A) 09/95→07/03								
 Radbremszylinder								
1.5	81	09/95→12/00	➡	05/96→; - ABS	2	24.3219-1752.3	020505	GG
Zubehörsatz, Bremsbacken								
1.5	81	09/95→12/00	➡	05/96→; - ABS		03.0137-9155.2	669155	
			➡	05/96→; + ABS		03.0137-9192.2	669192	AKE
 Bremstrommel								
1.5	81	09/95→12/00	➡	05/96→; + ABS		24.0220-3017.1	480108	Ø 241 x 42 / 205
 Bremsbackensatz								
1.5	81	09/95→12/00	➡	05/96→; - ABS		03.0137-0255.2	650255	Ø 180 x 37
			➡	05/96→; + ABS		03.0137-0289.2	650289	AKE Ø 203 x 37
MITSUBISHI - OUTLANDER I (CU_W) 03/01→07/08								
 Bremsbackensatz, Feststellbremse								
2.0	100	05/03→10/06	➡			03.0137-0453.2	650453	Ø 167 x 32
2.0 4WD	100	05/03→10/06						
2.0 Turbo 4WD	148	04/04→10/06						
2.0 Turbo-R 4WD	177	01/02→10/06						
2.4 4WD	102 - 119	05/03→09/07						
2.4 HDD Mivec	118	03/01→12/06						
2.4 i MIVEC 4WD	120	07/04→10/06						
Zubehörsatz, Feststellbremsbacken								
2.0	100	05/03→10/06				03.0137-9307.2	669307	
2.0 4WD	100	05/03→10/06						
2.0 Turbo 4WD	148	04/04→10/06						
2.0 Turbo-R 4WD	177	01/02→10/06						
2.4 4WD	102 - 119	05/03→09/07						
2.4 HDD Mivec	118	03/01→12/06						
2.4 i MIVEC 4WD	120	07/04→10/06						
 Seilzug, Feststellbremse								
2.0	100	05/03→10/06		Scheibenbremse; <input type="checkbox"/>		24.3727-2127.2	582127	L= 1.577
2.0 4WD	100	05/03→10/06						
2.0 Turbo 4WD	148	04/04→10/06		Scheibenbremse; <input type="checkbox"/>		24.3727-2128.2	582128	L= 1.566
2.0 Turbo-R 4WD	177	01/02→10/06						
2.4 4WD	102 - 119	05/03→09/07						
2.4 HDD Mivec	118	03/01→12/06						
2.4 i MIVEC 4WD	120	07/04→10/06						
MITSUBISHI - OUTLANDER II (CW_W) 11/06→12/12								
 Bremsbackensatz, Feststellbremse								
2.0	108	11/06→11/12	➡			03.0137-3023.2	653023	Ø 170 x 32 - HEB
2.0 4WD	108	11/06→11/12						
2.4 Flex 4WD	125	09/07→11/12						
2.0 DI-D	103	02/07→11/12	➡	für Fahrzeuge mit 3. Sitzreihe		03.0137-3015.2	653015	Ø 190 x 32 - HEB
2.2 DI-D	130	11/06→11/12						
2.2 DI-D 4WD	103 - 130	11/06→11/12	➡	für Fahrzeuge ohne 3. Sitzreihe		03.0137-3023.2	653023	Ø 170 x 32 - HEB
→								


















	kw			 	! #		
MITSUBISHI - OUTLANDER II (CW_W) 11/06→12/12							
 Bremsbackensatz, Feststellbremse							
2.2 DI-D 4WD 3.0 4WD	115 162 - 169	08/07→11/12 11/06→12/12	➔			03.0137-3015.2 653015	Ø 190 x 32 - HEB
3.0 AWD	164 - 172	11/06→11/12					
2.4	125	11/06→11/12	➔			03.0137-3015.2 653015	Ø 190 x 32 - HEB
2.4 4WD	125	09/07→11/12	➔			03.0137-3023.2 653023	Ø 170 x 32 - HEB
			➔	09/09→06/10		03.0137-3015.2 653015	Ø 190 x 32 - HEB
			➔			03.0137-3023.2 653023	Ø 170 x 32 - HEB
Zubehörsatz, Feststellbremsbacken							
2.0 2.0 4WD	108 108	11/06→11/12 11/06→11/12	➔			03.0137-9307.2 669307	
2.2 DI-D 2.2 DI-D 4WD	130 103 - 130	11/06→11/12 11/06→11/12					
2.4 Flex 4WD 3.0 4WD 3.0 AWD	125 169 172	09/07→11/12 09/10→12/12 09/09→11/12					
2.0 DI-D 2.2 DI-D 4WD 2.4 2.4 4WD 3.0 4WD	103 115 125 125 162	02/07→11/12 08/07→11/12 11/06→11/12 09/07→11/12 11/06→11/12				03.0137-9307.2 669307	
 Seilzug, Feststellbremse							
2.0 2.0 4WD	108 108	11/06→11/12 11/06→11/12		Scheibenbremse; <input type="checkbox"/>		24.3727-0359.2 580359	L= 1.645
				Scheibenbremse; <input type="checkbox"/>		24.3727-0360.2 580360	L= 1.627
2.0 DI-D 2.2 DI-D 2.2 DI-D 4WD	103 130 103 - 130	02/07→11/12 11/06→11/12 11/06→11/12		Scheibenbremse; Anzahl Sitzplätze: 5; <input type="checkbox"/>		24.3727-0359.2 580359	L= 1.645
2.4 Flex 4WD 2.4	125 125	09/07→11/12 11/06→11/12		Scheibenbremse; Anzahl Sitzplätze: 5; <input type="checkbox"/>		24.3727-0360.2 580360	L= 1.627
				Scheibenbremse; <input type="checkbox"/>		24.3727-2127.2 582127	L= 1.577
				Scheibenbremse; <input type="checkbox"/>		24.3727-2128.2 582128	L= 1.566
2.4 4WD	125	09/07→11/12		Scheibenbremse; Anzahl Sitzplätze: 5; <input type="checkbox"/>		24.3727-0359.2 580359	L= 1.645
				Scheibenbremse; Anzahl Sitzplätze: 5; <input type="checkbox"/>		24.3727-0360.2 580360	L= 1.627
				Scheibenbremse; <input type="checkbox"/>		24.3727-2127.2 582127	L= 1.577
				Scheibenbremse; <input type="checkbox"/>		24.3727-2128.2 582128	L= 1.566
MITSUBISHI - OUTLANDER II Van (CW_W) 11/06→12/12							
 Bremsbackensatz, Feststellbremse							
Di-D 4WD	103 - 130	12/06→12/12	➔	für Fahrzeuge mit 3. Sitzreihe		03.0137-3015.2 653015	Ø 190 x 32 - HEB
			➔	für Fahrzeuge ohne 3. Sitzreihe		03.0137-3023.2 653023	Ø 170 x 32 - HEB
Zubehörsatz, Feststellbremsbacken							
Di-D 4WD	103 - 130	12/06→12/12	➔			03.0137-9307.2 669307	
 Seilzug, Feststellbremse							
Di-D 4WD	103 - 130	12/06→12/12		Scheibenbremse; Anzahl Sitzplätze: 5; <input type="checkbox"/>		24.3727-0359.2 580359	L= 1.645
				Scheibenbremse; Anzahl Sitzplätze: 5; <input type="checkbox"/>		24.3727-0360.2 580360	L= 1.627
MITSUBISHI - PAJERO II (V3_W, V2_W, V4_W) 12/90→05/01							
 Radbremszylinder							
2.6 4WD	76	03/91→10/97	➔	<input type="checkbox"/>		24.3223-1712.3 020571	GG
			➔	<input type="checkbox"/>		24.3223-1713.3 020572	GG
 Bremsbackensatz, Feststellbremse							
2.4 2.5 TD 4WD 2.5 TDiC 2.8 TD 3.0 4WD 3.0 V6 24V →	82 73 73 92 130 130 - 133	04/91→10/99 12/90→10/99 03/91→08/99 06/94→10/99 11/97→04/00 06/94→10/99	➔			03.0137-0390.2 650390	Ø 196 x 40














	kw					! #		
MITSUBISHI - PAJERO II (V3_W, V2_W, V4_W) 12/90→05/01								
 Bremsbackensatz, Feststellbremse								
3.5 V6 24V	143 - 153	06/94→10/99	➔				03.0137-0390.2 650390	Ø 196 x 40
Zubehörsatz, Feststellbremsbacken								
2.4	82	04/91→10/99	➔				03.0137-9275.2 669275	
2.5 TD 4WD	73	12/90→10/99						
2.5 TDiC	73	03/91→08/99						
2.8 TD	92	06/94→10/99						
3.0 V6 24V	130 - 133	06/94→10/99						
3.5 V6 24V	143 - 153	06/94→10/99						
 Seilzug, Feststellbremse								
2.5 TD 4WD	73	12/90→10/99		→ 05/94; Scheibenbremse; <input type="checkbox"/>			24.3727-2124.2 582124	L= 1.483
				→ 05/94; Scheibenbremse; <input type="checkbox"/>			24.3727-2125.2 582125	L= 1.485
3.0 4WD	130	11/97→04/00		<input type="checkbox"/>			24.3727-2126.2 582126	L= 1.833
3.0 V6 24V	130	06/97→10/99		Scheibenbremse; <input type="checkbox"/>			24.3727-2124.2 582124	L= 1.483
				Scheibenbremse; <input type="checkbox"/>			24.3727-2125.2 582125	L= 1.485
MITSUBISHI - PAJERO II (V3_W) 04/00→09/07								
 Bremsbackensatz, Feststellbremse								
3.2 DiD 4WD	121	04/00→09/07	➔				03.0137-3003.2 653003	Ø 198 x 34 - HEB
Zubehörsatz, Feststellbremsbacken								
3.2 DiD 4WD	121	04/00→09/07	➔				03.0137-9275.2 669275	
MITSUBISHI - PAJERO II Canvas Top (V2_W, V4_W) 12/90→04/00								
 Bremsbackensatz, Feststellbremse								
2.4	82	04/91→04/00	➔	→ 03/00			03.0137-0390.2 650390	Ø 196 x 40
2.5 TD 4WD	73	12/90→04/00						
3.0 V6 24V	130 - 133	06/94→04/00						
Zubehörsatz, Feststellbremsbacken								
2.4	82	04/91→04/00	➔	→ 03/00			03.0137-9275.2 669275	
2.5 TD 4WD	73	12/90→04/00						
3.0 V6 24V	130 - 133	06/94→04/00						
 Seilzug, Feststellbremse								
2.4	82	04/91→04/00		→ 03/00; Scheibenbremse; <input type="checkbox"/>			24.3727-2124.2 582124	L= 1.483
				→ 03/00; Scheibenbremse; <input type="checkbox"/>			24.3727-2125.2 582125	L= 1.485
MITSUBISHI - PAJERO III (V7_W, V6_W) 01/99→09/07								
 Bremsbackensatz, Feststellbremse								
2.5 TDi	73 - 85	04/00→12/06	➔				03.0137-3003.2 653003	Ø 198 x 34 - HEB
3.2 Di-D	121	04/00→10/06						
3.2 Di-D	118	04/00→12/06	➔	10/01→ 08/06			03.0137-3003.2 653003	Ø 198 x 34 - HEB
3.5	149	04/00→01/07	➔	→ 08/06			03.0137-3003.2 653003	Ø 198 x 34 - HEB
3.8	184	03/03→01/07						
3.8 4WD	160	09/02→12/06						
Zubehörsatz, Feststellbremsbacken								
2.5 TDi	73 - 85	04/00→12/06	➔				03.0137-9275.2 669275	
3.2 Di-D	121	04/00→10/06						
3.2 Di-D	118	04/00→12/06	➔	10/01→ 08/06			03.0137-9275.2 669275	
3.5	149	04/00→01/07	➔	→ 08/06			03.0137-9275.2 669275	
3.8	184	03/03→01/07						
3.8 4WD	160	09/02→12/06						
MITSUBISHI - PAJERO III Canvas Top (V6_W, V7_W) 02/00→12/06								
 Bremsbackensatz, Feststellbremse								
2.5 TDi	73 - 85	04/00→12/06	➔				03.0137-3003.2 653003	Ø 198 x 34 - HEB
3.0	125	10/01→12/06						
3.2 DI-D	121	04/00→12/06						
3.2 DI-D	118	10/01→12/06	➔	→ 08/06			03.0137-3003.2 653003	Ø 198 x 34 - HEB
3.5 V6 GDI	149	04/00→12/06	➔					





























	kw					! #		
MITSUBISHI - PAJERO III Canvas Top (V6_W, V7_W) 02/00→12/06								
Zubehörsatz, Feststellbremsbacken								
2.5 TDi	73 - 85	04/00→12/06	➔				03.0137-9275.2 669275	
3.2 DI-D	121	04/00→12/06						
3.2 DI-D	118	10/01→12/06	➔	→ 08/06			03.0137-9275.2 669275	
3.5 V6 GDI	149	04/00→12/06						
MITSUBISHI - PAJERO IV (V8_W, V9_W) 10/06→								
 Bremsbackensatz, Feststellbremse								
3.0 4WD	128	08/14→	➔				03.0137-3003.2 653003	Ø 198 x 34 - HEB
3.2 4WD	141	10/16→						
3.0 4WD	131	02/07→	➔	für verlängerten Radstand			03.0137-3003.2 653003	Ø 198 x 34 - HEB
3.2 DI-D	118 - 125	02/07→	➔	für verkürzten Radstand			03.0137-3003.2 653003	Ø 198 x 34 - HEB
3.2 DI-D 4WD	121 - 147	02/07→						
3.5 V6 4WD	139	09/09→						
3.8 V6	182 - 184	10/06→						
Zubehörsatz, Feststellbremsbacken								
3.0 4WD	131	02/07→		für verlängerten Radstand			03.0137-9275.2 669275	
3.2 DI-D	118 - 125	02/07→		für verkürzten Radstand			03.0137-9275.2 669275	
3.2 DI-D 4WD	121 - 147	02/07→						
3.8 V6	182 - 184	10/06→						
3.5 V6 4WD	139	09/09→	➔	für verkürzten Radstand			03.0137-9275.2 669275	
 Seilzug, Feststellbremse								
3.0 4WD	131	02/07→		Scheibenbremse; <input type="checkbox"/>			24.3727-2120.2 582120	L= 1.963
				Scheibenbremse; <input type="checkbox"/>			24.3727-2121.2 582121	L= 2.012
3.2 DI-D	118 - 125	02/07→		Scheibenbremse; Baumuster: V88W; <input type="checkbox"/>			24.3727-2118.2 582118	L= 1.672
				Scheibenbremse; Baumuster: V88W; <input type="checkbox"/>			24.3727-2119.2 582119	L= 1.755
				Scheibenbremse; Baumuster: V98W; <input type="checkbox"/>			24.3727-2120.2 582120	L= 1.963
				Scheibenbremse; Baumuster: V98W; <input type="checkbox"/>			24.3727-2121.2 582121	L= 2.012
3.2 DI-D 4WD	121	11/08→		Scheibenbremse; Baumuster: V88W; <input type="checkbox"/>			24.3727-2118.2 582118	L= 1.672
				Scheibenbremse; Baumuster: V88W; <input type="checkbox"/>			24.3727-2119.2 582119	L= 1.755
3.2 DI-D 4WD	140	02/07→		Scheibenbremse; <input type="checkbox"/>			24.3727-2118.2 582118	L= 1.672
				Scheibenbremse; <input type="checkbox"/>			24.3727-2119.2 582119	L= 1.755
				01/09→; Scheibenbremse; <input type="checkbox"/>			24.3727-2120.2 582120	L= 1.963
				01/09→; Scheibenbremse; <input type="checkbox"/>			24.3727-2121.2 582121	L= 2.012
3.2 DI-D 4WD	147	01/09→		Scheibenbremse; <input type="checkbox"/>			24.3727-2118.2 582118	L= 1.672
3.5 V6 4WD	139	09/09→		Scheibenbremse; <input type="checkbox"/>			24.3727-2120.2 582120	L= 1.963
				Scheibenbremse; <input type="checkbox"/>			24.3727-2119.2 582119	L= 1.755
				Scheibenbremse; <input type="checkbox"/>			24.3727-2121.2 582121	L= 2.012
3.8 V6	184	02/07→		Scheibenbremse; Baumuster: V87W; <input type="checkbox"/>			24.3727-2118.2 582118	L= 1.672
				Scheibenbremse; Baumuster: V87W; <input type="checkbox"/>			24.3727-2119.2 582119	L= 1.755
				Baumuster: V97W; Scheibenbremse; <input type="checkbox"/>			24.3727-2120.2 582120	L= 1.963
				Baumuster: V97W; Scheibenbremse; <input type="checkbox"/>			24.3727-2121.2 582121	L= 2.012
3.8 V6	182	10/06→		02/10→; Scheibenbremse; <input type="checkbox"/>			24.3727-2118.2 582118	L= 1.672
				Scheibenbremse; <input type="checkbox"/>			24.3727-2120.2 582120	L= 1.963
				Scheibenbremse; <input type="checkbox"/>			24.3727-2119.2 582119	L= 1.755
				02/10→; Scheibenbremse; <input type="checkbox"/>			24.3727-2121.2 582121	L= 2.012
MITSUBISHI - PAJERO IV Van (V9_, V8_, V8_V) 11/06→								
 Bremsbackensatz, Feststellbremse								
3.2 DI-D	118	11/06→	➔	02/07→; für verkürzten Radstand			03.0137-3003.2 653003	Ø 198 x 34 - HEB
3.2 DI-D 4WD	140	02/07→	➔	für verkürzten Radstand			03.0137-3003.2 653003	Ø 198 x 34 - HEB
3.2 TD 4WD	147	01/10→						
Zubehörsatz, Feststellbremsbacken								
3.2 DI-D	118	11/06→		02/07→; für verkürzten Radstand			03.0137-9275.2 669275	
3.2 DI-D 4WD	140	02/07→		für verkürzten Radstand			03.0137-9275.2 669275	
3.2 TD 4WD	147	01/10→						
→								













	kw					! #		
MITSUBISHI - PAJERO IV Van (V9_, V8_, V8_V) 11/06→								
 Seilzug, Feststellbremse								
3.2 DI-D	118	11/06→		Scheibenbremse; Baumuster: V88W; <input type="checkbox"/>	24.3727-2118.2	582118	L= 1.672	
				Scheibenbremse; Baumuster: V88W; <input type="checkbox"/>	24.3727-2119.2	582119	L= 1.755	
				02/07→; Scheibenbremse; Baumuster: V98W; <input type="checkbox"/>	24.3727-2120.2	582120	L= 1.963	
				02/07→; Scheibenbremse; Baumuster: V98W; <input type="checkbox"/>	24.3727-2121.2	582121	L= 2.012	
3.2 DI-D 4WD	140	02/07→		Scheibenbremse; <input type="checkbox"/>	24.3727-2118.2	582118	L= 1.672	
				Scheibenbremse; <input type="checkbox"/>	24.3727-2119.2	582119	L= 1.755	
3.2 TD 4WD	147	01/10→		Scheibenbremse; <input type="checkbox"/>	24.3727-2118.2	582118	L= 1.672	
				Scheibenbremse; <input type="checkbox"/>	24.3727-2120.2	582120	L= 1.963	
				Scheibenbremse; <input type="checkbox"/>	24.3727-2119.2	582119	L= 1.755	
				Scheibenbremse; <input type="checkbox"/>	24.3727-2121.2	582121	L= 2.012	
MITSUBISHI - PAJERO CLASSIC (V2_W, V6_W, V7_W) 07/01→								
 Radbremszylinder								
3.8 All-wheel Drive	184	09/06→	➡	<input type="checkbox"/>	24.3223-1712.3	020571	GG	
			➡	<input type="checkbox"/>	24.3223-1713.3	020572	GG	
 Bremsbackensatz, Feststellbremse								
2.5 TD	85	07/01→	➡	→ 01/07	03.0137-3003.2	653003	Ø 198 x 34 - HEB	
3.0	131	09/06→	➡	02/07→; für verkürzten Radstand	03.0137-3003.2	653003	Ø 198 x 34 - HEB	
3.0 ZR	132	08/03→						
3.2 DiD	125	09/06→						
3.8 All-wheel Drive	184	09/06→	➡	für verkürzten Radstand	03.0137-3003.2	653003	Ø 198 x 34 - HEB	
3.8 All-wheel Drive	160	06/02→	➡		03.0137-3003.2	653003	Ø 198 x 34 - HEB	
Zubehörsatz, Feststellbremsbacken								
2.5 TD	85	07/01→	➡	→ 01/07	03.0137-9275.2	669275		
3.0	131	09/06→		02/07→; für verkürzten Radstand	03.0137-9275.2	669275		
3.0 ZR	132	08/03→						
3.2 DiD	125	09/06→						
3.8 All-wheel Drive	184	09/06→	➡		03.0137-9275.2	669275		
 Seilzug, Feststellbremse								
3.0 3.0 ZR 3.2 DiD	131 132 125	09/06→ 08/03→ 09/06→		Scheibenbremse; Baumuster: V88W; <input type="checkbox"/>	24.3727-2118.2	582118	L= 1.672	
				Scheibenbremse; Baumuster: V88W; <input type="checkbox"/>	24.3727-2119.2	582119	L= 1.755	
				Scheibenbremse; Baumuster: V98W; <input type="checkbox"/>	24.3727-2120.2	582120	L= 1.963	
				02/07→; Scheibenbremse; Baumuster: V98W; <input type="checkbox"/>	24.3727-2121.2	582121	L= 2.012	
MITSUBISHI - PAJERO PININ I (H6_W, H7_W) 01/99→06/07								
 Bremsbackensatz, Feststellbremse								
1.8	84	11/01→06/07	➡		03.0137-0389.2	650389	Ø 167 x 32	
1.8 GDI	88	10/99→10/01						
2.0	96	10/02→06/07						
2.0 GDI	95	10/00→06/07						
3.2 DiD	118	09/99→09/06	➡	10/01→ 08/06	03.0137-3003.2	653003	Ø 198 x 34 - HEB	
Zubehörsatz, Feststellbremsbacken								
3.2 DiD	118	09/99→09/06	➡	10/01→ 08/06	03.0137-9275.2	669275		
MITSUBISHI - PAJERO SPORT I (K7_, K9_) 07/96→								
 Seilzug, Feststellbremse								
2.5 TD	85	07/02→		07/02→ 02/09; Scheibenbremse; <input type="checkbox"/>	24.3727-2126.2	582126	L= 1.833	
2.5 TD	73 - 98	11/98→		→ 02/09; Scheibenbremse; <input type="checkbox"/>	24.3727-2126.2	582126	L= 1.833	
3.0 V6	125	06/00→						
3.0 V6 4WD	123	03/03→						
3.5 4WD	147	03/06→07/09						
2.5 TD 4WD	83	11/97→10/98		Scheibenbremse; <input type="checkbox"/>	24.3727-2126.2	582126	L= 1.833	
2.8 TDi	92	11/98→10/03						
3.0 V6	130	11/98→10/00						
3.5	147	09/98→12/04						
3.5 4WD	149	11/98→06/08						
3.0 4WD	129	09/96→12/01		08/98→; Scheibenbremse; <input type="checkbox"/>	24.3727-2126.2	582126	L= 1.833	

















	kw					! #		
MITSUBISHI - PAJERO SPORT II (KH_, KG_) 01/08→								
 Radbremsszylinder								
3.5 V6 24V	153	09/08→	➔			2	24.3222-1737.3 020563	ALU
Zubehörsatz, Bremsbacken								
3.2 DI-D 4WD	118 - 121	07/08→	➔	11/09→			03.0137-9346.2 669346	
3.5 V6 24V	153	09/08→	➔				03.0137-9346.2 669346	
 Bremsbackensatz								
3.2 DI-D 4WD	118 - 121	07/08→	➔	11/09→			03.0137-0518.2 650518	Ø 295 x 51 - HEB
3.5 V6 24V	153	09/08→	➔				03.0137-0518.2 650518	Ø 295 x 51 - HEB
 Bremsbackensatz, Feststellbremse								
2.5 DI-D	131	07/08→12/15	➔	11/09→			03.0137-0390.2 650390	Ø 196 x 40
2.5 DI-D 4WD	131	07/08→						
3.0 4WD	162	09/08→						
3.0 Mivec	161	01/12→12/15	➔				03.0137-0390.2 650390	Ø 196 x 40
3.2 DI-D 4WD	132	11/13→12/18	➔				03.0137-3003.2 653003	Ø 198 x 34 - HEB
MITSUBISHI - PAJERO SPORT VAN I (K90) 12/99→01/08								
 Seilzug, Feststellbremse								
2.5 TD	85	12/99→01/08		07/02→; Scheibenbremse; <input type="checkbox"/>			24.3727-2126.2 582126	L= 1.833
3.0 V6	125	12/99→01/08		06/00→; Scheibenbremse; <input type="checkbox"/>			24.3727-2126.2 582126	L= 1.833
MITSUBISHI - SANTAMO (UG) 03/99→12/04								
 Bremsbackensatz								
2.0 16V	102	05/99→12/04	➔	- ABS			03.0137-0288.2 650288	Ø 229 x 42
2.0 16V 4WD	102	05/99→12/04						
MITSUBISHI - SPACE RUNNER (N1_W, N2_W) 10/91→08/99								
 Radbremsszylinder								
1.8	85 - 90	10/91→08/99	➔			2	24.3219-1752.3 020505	GG
2.0 TD	60	10/92→08/99						
1.8 4WD	85 - 90	10/91→08/99	➔			2	24.3219-1716.3 020071	GG
Zubehörsatz, Bremsbacken								
1.8	85 - 90	10/91→08/99	➔				03.0137-9192.2 669192	AKE
2.0 TD	60	10/92→08/99						
 Bremsbackensatz								
1.8	85 - 90	10/91→08/99	➔				03.0137-0289.2 650289	AKE Ø 203 x 37
2.0 TD	60	10/92→08/99						
1.8 4WD	85 - 90	10/91→08/99	➔				03.0137-0288.2 650288	Ø 229 x 42
 Bremsbackensatz, Feststellbremse								
1.8	85 - 90	10/91→08/99	➔				03.0137-0389.2 650389	Ø 167 x 32
MITSUBISHI - SPACE RUNNER (N6_W) 08/99→01/03								
 Bremsbackensatz, Feststellbremse								
2.0	98	05/00→08/02	➔				03.0137-0389.2 650389	Ø 167 x 32
2.0	100	08/99→08/02	➔	09/99→			03.0137-0389.2 650389	Ø 167 x 32
2.4 GDI	108 - 110	08/99→01/03						
MITSUBISHI - SPACE STAR Großraumlimousine (DG_A) 06/98→12/04								
 Radbremsszylinder								
1.3 16V	60 - 61	12/98→12/04	➔	- ABS		2	24.3219-1745.3 020496	GG
1.8 GDI	87 - 90	06/98→12/04						
1.8 MPI	82	10/02→12/04						
1.3 16V	63	06/98→12/04	➔	- ABS		2	24.3219-1745.3 020496	GG
→			➔	→ 09/98; - ABS		2	24.3219-1753.3 020506	GG















	kW			 	! #		
MITSUBISHI - SPACE STAR Großraumlimousine (DG_A) 06/98→12/04							
Zubehörsatz, Bremsbacken							
1.3 16V	60 - 61	12/98→12/04	➡	- ABS		03.0137-9192.2 669192 03.0137-9257.2 669257	AKE
1.3 16V		06/98→12/04	➡	→ 09/98; - ABS		03.0137-9192.2 669192	AKE
			➡	10/98→; - ABS		03.0137-9257.2 669257	
1.8 GDI	87 - 90	06/98→12/04	➡	- ABS		03.0137-9257.2 669257	
1.8 MPI	82	10/02→12/04					
 Bremstrommel							
1.3 16V	60 - 63	06/98→12/04	➡	- ABS		24.0220-3028.1 480169	Ø 241 x 41,8 / 205
1.8 GDI	87 - 90	06/98→12/04					
1.8 MPI	82	10/02→12/04					
 Bremsbackensatz							
1.3 16V	60 - 61	12/98→12/04	➡	- ABS		03.0137-0289.2 650289 03.0137-0428.2 650428	AKE Ø 203 x 37 Ø 203 x 39 + HEB
1.3 16V		06/98→12/04	➡	→ 09/98; - ABS		03.0137-0289.2 650289	AKE Ø 203 x 37
			➡	10/98→; - ABS		03.0137-0428.2 650428	Ø 203 x 39 + HEB
1.8 GDI	87 - 90	06/98→12/04	➡	- ABS		03.0137-0428.2 650428	Ø 203 x 39 + HEB
1.8 MPI	82	10/02→12/04					
 Seilzug, Feststellbremse							
1.3 16V	60 - 63	06/98→12/04		<input type="checkbox"/>		24.3727-2114.2 582114	L= 1.490
1.8 GDI	87 - 90	06/98→12/04		<input type="checkbox"/>		24.3727-2115.2 582115	L= 1.473
1.8 MPI	82	10/02→12/04					
1.6	72	04/01→12/04		09/01→; Scheibenbremse; <input type="checkbox"/>		24.3727-2116.2 582116	L= 1.573
1.6 16V	72	01/01→12/04		09/01→; Scheibenbremse; <input type="checkbox"/>		24.3727-2117.2 582117	L= 1.551
1.9 DI-D	75 - 85	02/01→12/04		Scheibenbremse; <input type="checkbox"/>		24.3727-2116.2 582116	L= 1.573
				Scheibenbremse; <input type="checkbox"/>		24.3727-2117.2 582117	L= 1.551
MITSUBISHI - SPACE WAGON (N3_W, N4_W) 05/91→11/00							
 Radbremszylinder							
1.8	90	10/91→10/98	➡	→ 05/92	2	24.3219-1716.3 020071	GG
1.8 4WD	90	10/91→10/98					
1.8 TD	55	10/91→10/98					
2.0	77	05/91→10/97	➡	06/92→	2	24.3219-1716.3 020071	GG
2.0	98	10/92→10/98	➡		2	24.3219-1716.3 020071	GG
2.0 4WD	98	10/92→10/98					
2.0 TD	60	10/92→10/98					
2.4	88	10/91→10/97	➡	06/92→ 05/96	2	24.3219-1716.3 020071	GG
2.4 i	102	10/92→10/98	➡	→ 05/96	2	24.3219-1716.3 020071	GG
 Bremsbackensatz							
1.8	90	10/91→10/98	➡	→ 05/92		03.0137-0288.2 650288	Ø 229 x 42
1.8 4WD	90	10/91→10/98					
1.8 TD	55	10/91→10/98					
2.0	77	05/91→10/97	➡	06/92→		03.0137-0288.2 650288	Ø 229 x 42
2.0	98	10/92→10/98	➡			03.0137-0288.2 650288	Ø 229 x 42
2.0 4WD	98	10/92→10/98					
2.0 TD	60	10/92→10/98					
2.4	88	10/91→10/97	➡	06/92→ 05/96		03.0137-0288.2 650288	Ø 229 x 42
2.4 i	102	10/92→10/98	➡	→ 05/96		03.0137-0288.2 650288	Ø 229 x 42
 Bremsbackensatz, Feststellbremse							
1.8	90	10/91→10/98	➡	→ 05/92		03.0137-0389.2 650389	Ø 167 x 32
1.8 TD	55	10/91→10/98					
2.0	77	05/91→10/97	➡	06/92→		03.0137-0389.2 650389	Ø 167 x 32
2.0	98	10/92→10/98	➡			03.0137-0389.2 650389	Ø 167 x 32
2.0 TD	60	10/92→10/98					
2.4	88	10/91→10/97	➡	06/92→ 05/96		03.0137-0389.2 650389	Ø 167 x 32
2.4 i	102	10/92→10/98	➡	→ 05/96		03.0137-0389.2 650389	Ø 167 x 32

























	kW					! #		
MITSUBISHI - SPACE WAGON (N9_W, N8_W) 07/98→12/04								
 Bremsbackensatz, Feststellbremse								
2.0	98	10/98→12/04	➡	05/02→			03.0137-0389.2 650389	Ø 167 x 32
2.0	80	12/98→06/02	➡	→ 04/02			03.0137-0389.2 650389	Ø 167 x 32
2.4 GDI	108 - 110	10/98→12/04	➡	→ 08/03			03.0137-0389.2 650389	Ø 167 x 32
2.4 GDI 4WD	108 - 110	10/98→12/04						
NISSAN - 350Z Coupe (Z33) 09/02→12/09								
 Bremsbackensatz, Feststellbremse								
3.5	206 - 230	09/02→12/08	➡				03.0137-3006.2 653006	Ø 172 x 32 - HEB
NISSAN - 350Z Roadster (Z33) 09/02→12/09								
 Bremsbackensatz, Feststellbremse								
3.5	206 - 230	11/04→12/09	➡				03.0137-3006.2 653006	Ø 172 x 32 - HEB
NISSAN - ALMERA (N17) 09/11→								
 Radbremsszylinder								
1.5 i 1.6	79 80	08/12→ 04/14→	➡		2	24.3219-1768.3 020561		ALU
 Bremsbackensatz								
1.5 i 1.6	79 80	08/12→ 04/14→	➡			03.0137-0536.2 650536		Ø 203 x 39 + HEB
NISSAN - ALMERA I (N15) 07/95→09/00								
 Radbremsszylinder								
1.4 1.4 GX LX 1.6 1.6 SLX 2.0 D	64 55 55 73 66 55	09/95→07/00 09/95→07/00 09/95→07/00 09/95→07/00 09/95→07/00 11/95→07/00	➡	→ 04/00; - ABS	2	24.3215-1107.3 020352		GG
1.5 1.6	77 75	07/95→05/00 07/95→03/00	➡	- ABS	2	24.3215-1107.3 020352		GG
Zubehörsatz, Bremsbacken								
1.4 1.4 GX LX 1.6 1.6 SLX 2.0 D	64 55 55 73 66 55	09/95→07/00 09/95→07/00 09/95→07/00 09/95→07/00 09/95→07/00 11/95→07/00	➡	→ 04/00; - ABS		03.0137-9165.2 669165		
1.5 1.6	77 75	07/95→05/00 07/95→03/00	➡	- ABS		03.0137-9165.2 669165		
 Bremsbackensatz								
1.4 1.4 GX LX 1.6 1.6 SLX 2.0 D	64 55 55 73 66 55	09/95→07/00 09/95→07/00 09/95→07/00 09/95→07/00 09/95→07/00 11/95→07/00	➡	→ 04/00; - ABS		03.0137-0265.2 650265		Ø 180 x 31
1.5 1.6	77 75	07/95→05/00 07/95→03/00	➡	- ABS		03.0137-0265.2 650265		Ø 180 x 31
 Seilzug, Feststellbremse								
1.4 1.4 GX LX 1.6 1.6 SLX 2.0 D	64 55 55 73 66 55	09/95→07/00 09/95→07/00 09/95→07/00 09/95→07/00 09/95→07/00 11/95→07/00		04/96→ 04/00; - ABS; Trommelbremse; ⬆		24.3727-1701.2 581701		L= 250
				04/96→ 12/97; + ABS; Scheibenbremse; ⬆		24.3727-1701.2 581701		L= 250
				01/98→ 04/00; + ABS; Scheibenbremse; ⬆		24.3727-1701.2 581701		L= 250
				→ 03/96; - ABS; Trommelbremse; ⬆		24.3727-1701.2 581701		L= 250
				→ 03/96; + ABS; Scheibenbremse; ⬆		24.3727-1701.2 581701		L= 250
				04/96→ 04/00; - ABS; Trommelbremse; ⬆		24.3727-1742.2 581742		L= 1.660
				04/96→ 04/00; - ABS; Trommelbremse; ⬆		24.3727-1743.2 581743		L= 1.662
				01/98→ 04/00; + ABS; Scheibenbremse; ⬆		24.3727-1746.2 581746		L= 1.680
→								











	kw			 	! #		
NISSAN - ALMERA I (N15) 07/95—09/00							
 Seilzug, Feststellbremse							
1.4	64	09/95→07/00		04/96→ 12/97; + ABS; Scheibenbremse;		24.3727-1746.2 581746	L= 1.680
1.4 GX	55	09/95→07/00		☐			
LX	55	09/95→07/00		→ 03/96; + ABS; Scheibenbremse;	☐	24.3727-1746.2 581746	L= 1.680
1.6	73	09/95→07/00					
1.6 SLX	66	09/95→07/00		01/98→ 04/00; + ABS; Scheibenbremse;	☐	24.3727-1747.2 581747	L= 1.682
2.0 D	55	11/95→07/00		☐			
				04/96→ 12/97; + ABS; Scheibenbremse;	☐	24.3727-1747.2 581747	L= 1.682
				→ 03/96; + ABS; Scheibenbremse;	☐	24.3727-1747.2 581747	L= 1.682
1.5	77	07/95→05/00		→ 03/96; - ABS; Trommelbremse;	☒	24.3727-1701.2 581701	L= 250
1.6	75	07/95→03/00		→ 03/96; + ABS; Scheibenbremse;	☒	24.3727-1701.2 581701	L= 250
				04/96→ 12/97; + ABS; Scheibenbremse;	☒	24.3727-1701.2 581701	L= 250
				04/96→; - ABS; Trommelbremse;	☒	24.3727-1701.2 581701	L= 250
				01/98→; + ABS; Scheibenbremse;	☒	24.3727-1701.2 581701	L= 250
				04/96→; - ABS; Trommelbremse;	☐	24.3727-1742.2 581742	L= 1.660
				04/96→; - ABS; Trommelbremse;	☐	24.3727-1743.2 581743	L= 1.662
				04/96→ 12/97; + ABS; Scheibenbremse;	☐	24.3727-1746.2 581746	L= 1.680
				→ 03/96; + ABS; Scheibenbremse;	☐	24.3727-1746.2 581746	L= 1.680
				01/98→; + ABS; Scheibenbremse;	☐	24.3727-1746.2 581746	L= 1.680
				04/96→ 12/97; + ABS; Scheibenbremse;	☐	24.3727-1747.2 581747	L= 1.682
				01/98→; + ABS; Scheibenbremse;	☐	24.3727-1747.2 581747	L= 1.682
				→ 03/96; + ABS; Scheibenbremse;	☐	24.3727-1747.2 581747	L= 1.682
NISSAN - ALMERA I Hatchback (N15) 07/95→01/01							
 Radbremszylinder							
1.4	64	09/95→03/00	➔	- ABS	2	24.3215-1107.3 020352	GG
GX	55	09/95→03/00					
1.4 S	55	09/95→03/00					
LX	55	09/95→03/00					
1.5	77	07/95→03/00					
1.6	73	09/95→03/00					
1.6 SR	66	09/95→03/00					
SLX	66	09/95→03/00					
2.0 D	55	11/95→03/00					
Zubehörsatz, Bremsbacken							
1.4	64	09/95→03/00	➔	- ABS		03.0137-9165.2 669165	
GX	55	09/95→03/00					
1.4 S	55	09/95→03/00					
LX	55	09/95→03/00					
1.5	77	07/95→03/00					
1.6	73	09/95→03/00					
1.6 SR	66	09/95→03/00					
SLX	66	09/95→03/00					
2.0 D	55	11/95→03/00					
 Bremsbackensatz							
1.4	64	09/95→03/00	➔	- ABS		03.0137-0265.2 650265	Ø 180 x 31
GX	55	09/95→03/00					
1.4 S	55	09/95→03/00					
LX	55	09/95→03/00					
1.5	77	07/95→03/00					
1.6	73	09/95→03/00					
1.6 SR	66	09/95→03/00					
SLX	66	09/95→03/00					
2.0 D	55	11/95→03/00					
 Seilzug, Feststellbremse							
1.4	64	09/95→03/00		→ 03/96; + ABS; Scheibenbremse;	☒	24.3727-1701.2 581701	L= 250
GX	55	09/95→03/00		→ 03/96; - ABS; Trommelbremse;	☒	24.3727-1701.2 581701	L= 250
1.4 S	55	09/95→03/00					
LX	55	09/95→03/00		04/96→ 12/97; + ABS; Scheibenbremse;	☒	24.3727-1701.2 581701	L= 250
1.5	77	07/95→03/00		☒			
1.6	73	09/95→03/00		01/98→; + ABS; Scheibenbremse;	☒	24.3727-1701.2 581701	L= 250
1.6 SR	66	09/95→03/00					
SLX	66	09/95→03/00		04/96→; - ABS; Trommelbremse;	☒	24.3727-1701.2 581701	L= 250
2.0 D	55	11/95→03/00		04/96→; - ABS; Trommelbremse;	☐	24.3727-1742.2 581742	L= 1.660
				04/96→; - ABS; Trommelbremse;	☐	24.3727-1743.2 581743	L= 1.662
				04/96→ 12/97; + ABS; Scheibenbremse;	☐	24.3727-1746.2 581746	L= 1.680
				→ 03/96; + ABS; Scheibenbremse;	☐	24.3727-1746.2 581746	L= 1.680
➔							














	kw					! #		
NISSAN - ALMERA I Hatchback (N15) 07/95→01/01								
 Seilzug, Feststellbremse								
1.4 GX	64	09/95→03/00			01/98→; + ABS; Scheibenbremse; <input type="checkbox"/>		24.3727-1746.2 581746	L= 1.680
1.4 S	55	09/95→03/00			04/96→ 12/97; + ABS; Scheibenbremse; <input type="checkbox"/>		24.3727-1747.2 581747	L= 1.682
1.5 LX	55	09/95→03/00						
1.5	77	07/95→03/00			01/98→; + ABS; Scheibenbremse; <input type="checkbox"/>		24.3727-1747.2 581747	L= 1.682
1.6	73	09/95→03/00			→ 03/96; + ABS; Scheibenbremse; <input type="checkbox"/>		24.3727-1747.2 581747	L= 1.682
1.6 SR	66	09/95→03/00						
SLX	66	09/95→03/00						
2.0 D	55	11/95→03/00						
2.0 GTi	105	07/96→03/00			Scheibenbremse; <input type="checkbox"/>		24.3727-1701.2 581701	L= 250
					Scheibenbremse; <input type="checkbox"/>		24.3727-1746.2 581746	L= 1.680
					Scheibenbremse; <input type="checkbox"/>		24.3727-1747.2 581747	L= 1.682
NISSAN - ALMERA II (N16) 04/00→								
 Bremsbackensatz								
1.5	66	07/00→11/06	➡		- ABS		03.0137-0443.2 650443	Ø 203 x 37 - HEB
			➡		→ 03/01; - ABS; Fahrzeugproduktionsland Japan		03.0137-0443.2 650443	Ø 203 x 37 - HEB
1.5	72	10/02→09/06	➡		- ABS		03.0137-0443.2 650443	Ø 203 x 37 - HEB
1.5 dCi	60	01/03→09/06						
 Seilzug, Feststellbremse								
1.5	66	07/00→11/06			→ 03/01; - ABS; Fahrzeugproduktionsland Japan; Trommelbremse; <input type="checkbox"/>		24.3727-1723.2 581723	L= 236
					→ 03/01; + ABS; Fahrzeugproduktionsland Japan; Scheibenbremse; <input type="checkbox"/>		24.3727-1723.2 581723	L= 236
					+ ABS; Scheibenbremse; <input type="checkbox"/>		24.3727-1724.2 581724	L= 1.650
					+ ABS; Scheibenbremse; <input type="checkbox"/>		24.3727-1725.2 581725	L= 1.661
					- ABS; Trommelbremse; <input type="checkbox"/>		24.3727-1736.2 581736	L= 1.634
					- ABS; Trommelbremse; <input type="checkbox"/>		24.3727-1737.2 581737	L= 1.642
1.5	72	10/02→09/06			+ ABS; Scheibenbremse; <input type="checkbox"/>		24.3727-1724.2 581724	L= 1.650
1.5 dCi	60	01/03→09/06			+ ABS; Scheibenbremse; <input type="checkbox"/>		24.3727-1725.2 581725	L= 1.661
					- ABS; Trommelbremse; <input type="checkbox"/>		24.3727-1736.2 581736	L= 1.634
					- ABS; Trommelbremse; <input type="checkbox"/>		24.3727-1737.2 581737	L= 1.642
1.8	84	07/00→11/02			→ 03/01; Fahrzeugproduktionsland Japan; Scheibenbremse; <input type="checkbox"/>		24.3727-1723.2 581723	L= 236
2.2 Di	81	07/00→04/03			Scheibenbremse; <input type="checkbox"/>		24.3727-1724.2 581724	L= 1.650
					Scheibenbremse; <input type="checkbox"/>		24.3727-1725.2 581725	L= 1.661
1.8	85	10/02→09/06			Scheibenbremse; <input type="checkbox"/>		24.3727-1724.2 581724	L= 1.650
2.2 dCi	82 - 100	09/03→09/06			Scheibenbremse; <input type="checkbox"/>		24.3727-1725.2 581725	L= 1.661
NISSAN - ALMERA II Hatchback (N16) 01/00→								
 Bremsbackensatz								
1.5	66	03/00→11/06	➡		- ABS		03.0137-0443.2 650443	Ø 203 x 37 - HEB
			➡		→ 03/01; - ABS; Fahrzeugproduktionsland Japan		03.0137-0443.2 650443	Ø 203 x 37 - HEB
1.5	72	10/02→09/06	➡		- ABS		03.0137-0443.2 650443	Ø 203 x 37 - HEB
1.5 dCi	60	01/03→09/06						
 Seilzug, Feststellbremse								
1.5	66	03/00→11/06			→ 03/01; + ABS; Fahrzeugproduktionsland Japan; Scheibenbremse; <input type="checkbox"/>		24.3727-1723.2 581723	L= 236
					→ 03/01; - ABS; Fahrzeugproduktionsland Japan; Trommelbremse; <input type="checkbox"/>		24.3727-1723.2 581723	L= 236
					+ ABS; Scheibenbremse; <input type="checkbox"/>		24.3727-1724.2 581724	L= 1.650
					+ ABS; Scheibenbremse; <input type="checkbox"/>		24.3727-1725.2 581725	L= 1.661
					- ABS; Trommelbremse; <input type="checkbox"/>		24.3727-1736.2 581736	L= 1.634
					- ABS; Trommelbremse; <input type="checkbox"/>		24.3727-1737.2 581737	L= 1.642
1.5	72	10/02→09/06			+ ABS; Scheibenbremse; <input type="checkbox"/>		24.3727-1724.2 581724	L= 1.650
1.5 dCi	60	01/03→09/06			+ ABS; Scheibenbremse; <input type="checkbox"/>		24.3727-1725.2 581725	L= 1.661
					- ABS; Trommelbremse; <input type="checkbox"/>		24.3727-1736.2 581736	L= 1.634
					- ABS; Trommelbremse; <input type="checkbox"/>		24.3727-1737.2 581737	L= 1.642
1.8	84	01/00→11/02			03/00→ 03/01; Fahrzeugproduktionsland Japan; Scheibenbremse; <input type="checkbox"/>		24.3727-1723.2 581723	L= 236
					02/00→; Scheibenbremse; <input type="checkbox"/>		24.3727-1724.2 581724	L= 1.650
					02/00→; Scheibenbremse; <input type="checkbox"/>		24.3727-1725.2 581725	L= 1.661
→								

































	kw					! #		
NISSAN - ALMERA II Hatchback (N16) 01/00→								
 Seilzug, Feststellbremse								
1.8 2.2 dCi	85 82 - 100	10/02→09/06 09/03→09/06		Scheibenbremse; <input type="checkbox"/>		24.3727-1724.2	581724	L= 1.650
				Scheibenbremse; <input type="checkbox"/>		24.3727-1725.2	581725	L= 1.661
2.2 Di	81	03/00→04/03		→ 03/01; Fahrzeugproduktionsland Japan; Scheibenbremse; <input type="checkbox"/>		24.3727-1723.2	581723	L= 236
				Scheibenbremse; <input type="checkbox"/>		24.3727-1724.2	581724	L= 1.650
				Scheibenbremse; <input type="checkbox"/>		24.3727-1725.2	581725	L= 1.661
NISSAN - ALMERA Classic (B10) 03/06→								
 Seilzug, Feststellbremse								
1.6 16V	79	03/06→		Trommelbremse; <input type="checkbox"/>		24.3727-1723.2	581723	L= 236
NISSAN - ALMERA TINO (V10) 12/98→02/06								
 Seilzug, Feststellbremse								
1.8 2.2 dCi	84 - 85 82 - 100	08/00→02/06 09/03→02/06		→ 11/05; Scheibenbremse; <input type="checkbox"/>		24.3727-1734.2	581734	L= 1.660
				→ 11/05; Scheibenbremse; <input type="checkbox"/>		24.3727-1735.2	581735	L= 1.670
1.8 2.0	88 100	12/98→02/03 08/00→01/03		Scheibenbremse; <input type="checkbox"/>		24.3727-1734.2	581734	L= 1.660
				Scheibenbremse; <input type="checkbox"/>		24.3727-1735.2	581735	L= 1.670
2.2 dCi	84	08/00→02/06		→ 08/03; Scheibenbremse; <input type="checkbox"/>		24.3727-1734.2	581734	L= 1.660
				→ 08/03; Scheibenbremse; <input type="checkbox"/>		24.3727-1735.2	581735	L= 1.670
NISSAN - ALTIMA Coupe (CL32) 10/06→12/13								
 Bremsbackensatz, Feststellbremse								
3.5 3.5 CVTC	201 210	04/07→06/13 01/10→12/13	➡			03.0137-3006.2	653006	Ø 172 x 32 - HEB
Zubehörsatz, Feststellbremsbacken								
3.5 3.5 CVTC	201 210	04/07→06/13 01/10→12/13	➡			03.0137-9342.2	669342	
NISSAN - AVENIR (W11) 11/97→03/06								
 Radbremszylinder								
1.8 2.0 4x4	92 107	11/97→12/05 11/97→12/05	➡	→ 04/00		24.3220-1703.3	020391	GG
NISSAN - BLUEBIRD SYLPHY / SYLPHY III (B17) 07/12→								
 Bremsbackensatz, Feststellbremse								
1.6	86	05/13→	➡			03.0137-3012.2	653012	Ø 172 x 32 - HEB
Zubehörsatz, Feststellbremsbacken								
1.6	86	05/13→	➡			03.0137-9335.2	669335	
NISSAN - CABSTAR (F23, H41, H42) 07/92→09/11								
 Radbremszylinder								
2.5 D	56	07/92→12/00	➡		2	24.3225-1103.3	020346	GG
Zubehörsatz, Bremsbacken								
2.5 D	56	07/92→12/00	➡			03.0137-9169.2	669169	
 Bremsbackensatz								
2.5 D	56	07/92→12/00	➡			03.0137-0469.2	650469	Ø 280 x 65 + HEB
NISSAN - CABSTAR E (TL_, VL_) 07/92→11/06								
 Radbremszylinder								
105.35 110.35 110.45 120.45 120.35 75.28 90.28 95.28 95.32 90.32	78 78 78 88 88 55 66 66 66 66	10/98→10/06 10/98→10/06 10/98→10/06 10/98→10/06 10/98→10/06 10/98→10/06 10/98→10/06 10/98→10/06 10/98→10/06 10/98→10/06	➡	→ 08/01 09/01→	2	24.3225-1102.3	020318	GG
					2	24.3225-1103.3	020346	GG
125.35 125.45 ➔	92 92	10/98→10/06 10/98→10/06	➡		2	24.3225-1103.3	020346	GG
















	kw					! #		
NISSAN - CABSTAR E (TL_, VL_) 07/92→11/06								
 Radbremszylinder								
32.10 28.10 95.32	77	01/04→11/06	➔			2	24.3225-1103.3 020346	GG
	77	01/04→11/06						
	70	04/02→06/04						
3.0 110.35	81	10/00→04/04	➔				24.3225-1103.3 020346	GG
NISSAN - CUBE (Z12) 09/07→								
 Bremsbackensatz, Feststellbremse								
1.5 dCi 1.6 16V 1.8	78 81 91	10/09→ 08/09→ 09/09→	➔	→ 03/11			03.0137-3012.2 653012	Ø 172 x 32 - HEB
1.5 dCi	81	03/10→	➔				03.0137-3012.2 653012	Ø 172 x 32 - HEB
Zubehörsatz, Feststellbremsbacken								
1.5 dCi 1.6 16V 1.8	78 81 91	10/09→ 08/09→ 09/09→	➔	→ 03/11			03.0137-9335.2 669335	
1.5 dCi	81	03/10→	➔				03.0137-9335.2 669335	
NISSAN - ELGRAND (E50) 10/95→04/02								
 Bremsbackensatz								
3.0 D 3.0 D AWD 3.2 D 3.2 D 4x4 3.3 3.3 4x4 3.5 AWD	125 113 110 110 125 125 177	08/99→04/02 08/99→08/00 10/95→08/01 10/95→08/01 04/96→04/02 04/96→08/01 08/00→04/02	➔				03.0137-0310.2 650310	Ø 260 x 52
NISSAN - ELGRAND (E52) 09/10→								
 Bremsbackensatz, Feststellbremse								
3.5	194	09/10→	➔				03.0137-3041.2 653041	Ø 190 x 33 - HEB
NISSAN - GT-R (R35) 12/07→								
 Bremsbackensatz, Feststellbremse								
NISMO V6	441 353 - 419	07/14→ 12/08→	➔				03.0137-3041.2 653041	Ø 190 x 33 - HEB
V6	357	12/07→10/10	➔	02/09→			03.0137-3041.2 653041	Ø 190 x 33 - HEB
V6	390	10/10→09/11	➔	02/11→			03.0137-3041.2 653041	Ø 190 x 33 - HEB
V6	404	10/11→	➔	02/12→			03.0137-3041.2 653041	Ø 190 x 33 - HEB
Zubehörsatz, Feststellbremsbacken								
NISMO V6	441 353 - 419	07/14→ 12/08→	➔				03.0137-9343.2 669343	
V6	357	12/07→10/10	➔	02/09→			03.0137-9343.2 669343	
NISSAN - INTERSTAR Bus (X70) 04/02→								
 Seilzug, Feststellbremse								
dCi 100 dCi 115 dCi 120 dCi 80 dCi 90	73 84 88 60 66	11/03→03/06 04/02→08/06 09/06→03/11 04/02→08/06 07/02→08/06		Scheibenbremse; ☒ für verkürzten Radstand; Scheibenbremse; ☒		1 2	24.3727-0762.2 580762 24.3727-1072.2 581072	L= 1.175 L= 1.420
dCi 100 dCi 150	74 107	04/06→03/11 09/06→03/11		→ 06/10; Scheibenbremse; ☒ → 06/10; für verkürzten Radstand; Scheibenbremse; ☒		1 2	24.3727-0762.2 580762 24.3727-1072.2 581072	L= 1.175 L= 1.420
dCi 140	100	11/03→		→ 08/06; Scheibenbremse; ☒ → 08/06; für verkürzten Radstand; Scheibenbremse; ☒		1 2	24.3727-0762.2 580762 24.3727-1072.2 581072	L= 1.175 L= 1.420
NISSAN - INTERSTAR Kasten (X70) 04/02→								
 Seilzug, Feststellbremse								
dCi 100 dCi 120 dCi 80	73 88 60	11/03→03/06 09/06→ 04/02→08/06		Scheibenbremse; ☒ für verkürzten Radstand; Scheibenbremse; ☒		1 2	24.3727-0762.2 580762 24.3727-1072.2 581072	L= 1.175 L= 1.420
dCi 100 dCi 150 →	74 107	04/06→ 09/06→		→ 06/10; Scheibenbremse; ☒		1	24.3727-0762.2 580762	L= 1.175

	kw					! #			
NISSAN - INTERSTAR Kasten (X70) 04/02→									
 Seilzug, Feststellbremse									
dCi 100	74	04/06→			→ 06/10; für verkürzten Radstand;	2	24.3727-1072.2	581072	L= 1.420
dCi 150	107	09/06→			Scheibenbremse; 				
dCi 115	84	04/02→			→ 08/06; Scheibenbremse; 	1	24.3727-0762.2	580762	L= 1.175
dCi 140	100	11/03→				2	24.3727-1072.2	581072	L= 1.420
dCi 90	66	07/02→			→ 08/06; für verkürzten Radstand;	2	24.3727-1072.2	581072	L= 1.420
					Scheibenbremse; 				
NISSAN - INTERSTAR Pritsche/Fahrgestell (X70) 08/03→									
 Seilzug, Feststellbremse									
dCi 100	73	02/04→			→ 06/10; Scheibenbremse; 	1	24.3727-0762.2	580762	L= 1.175
					→ 06/10; für verkürzten Radstand;	2	24.3727-1072.2	581072	L= 1.420
					Scheibenbremse; 				
dCi 115	84	08/03→			→ 08/06; Scheibenbremse; 	1	24.3727-0762.2	580762	L= 1.175
dCi 140	100	11/03→			→ 08/06; für verkürzten Radstand;	2	24.3727-1072.2	581072	L= 1.420
					Scheibenbremse; 				
dCi 120	88	08/06→			Scheibenbremse; 	1	24.3727-0762.2	580762	L= 1.175
					für verkürzten Radstand; Scheiben-	2	24.3727-1072.2	581072	L= 1.420
					bremse; 				
dCi 150	107	08/06→			09/06→ 06/10; Scheibenbremse; 	1	24.3727-0762.2	580762	L= 1.175
					09/06→ 06/10; für verkürzten Radstand;	2	24.3727-1072.2	581072	L= 1.420
					Scheibenbremse; 				
NISSAN - JUKE (F15) 06/10→									
 Radbremszylinder									
1.2 DIG-T	85	05/14→	→			2	24.3219-1773.3	020615	GG
1.5 dCi	81	06/10→							
1.6	69 -	06/10→							
	86								
1.6 CVTC	72	08/14→							
1.6 LPG	80 -	01/12→							
	85								
 Bremsbackensatz, Feststellbremse									
1.2 DIG-T	85	05/14→	→				03.0137-3012.2	653012	Ø 172 x 32 - HEB
1.5 dCi	81	06/10→							
1.6	69 -	06/10→							
	86								
1.6 CVTC	72	08/14→							
1.6 DIG-T	140	06/10→							
1.6 DIG-T 4x4	140	06/10→							
1.6 DIG-T NISMO	147	03/13→07/14							
1.6 DIG-T NISMO 4x4	147	02/13→07/14							
1.6 DIG-T NISMO RS	157 -	08/14→							
	160								
1.6 DIG-T NISMO RS	157	08/14→							
4x4									
1.6 LPG	80 -	01/12→							
	85								
NISSAN - JUKE Van (F15) 06/10→									
 Radbremszylinder									
CVTC	86	03/13→	→			2	24.3219-1773.3	020615	GG
dCi	81	06/10→							
 Bremsbackensatz, Feststellbremse									
1.6	140	03/13→	→				03.0137-3012.2	653012	Ø 172 x 32 - HEB
CVTC	86	03/13→							
dCi	81	06/10→							
→									
















	kW					! #		
NISSAN - JUKE Van (F15) 06/10→								
Zubehörsatz, Feststellbremsbacken								
1.6 CVTC dCi	140	03/13→ 86 03/13→ 81 06/10→	➡				03.0137-9335.2 669335	
NISSAN - KUBISTAR Kasten (X76) 08/03→								
 Radbremszylinder								
1.2 1.5 dCi	44	08/03→ 42 - 08/03→ 60	➡	→ 08/05; für erhöhte Nutzlast			24.3222-1715.3 020433	BDX ALU
			➡	→ 08/05; nicht für erhöhte Nutzlast			24.3222-1716.3 020434	BDX ALU
1.2 16V	55	04/06→	➡	→ 10/09; für erhöhte Nutzlast			24.3222-1715.3 020433	BDX ALU
			➡	→ 10/09; nicht für erhöhte Nutzlast			24.3222-1716.3 020434	BDX ALU
1.4 1.5 dCi 70	55	08/03→10/09	➡	für erhöhte Nutzlast			24.3222-1715.3 020433	BDX ALU
1.6 16V dCi 85	70	09/05→10/09	➡	nicht für erhöhte Nutzlast			24.3222-1716.3 020434	BDX ALU
1.5 dCi	45	08/03→10/09	➡	09/05→; für erhöhte Nutzlast			24.3222-1715.3 020433	BDX ALU
			➡	09/05→; nicht für erhöhte Nutzlast			24.3222-1716.3 020434	BDX ALU
Zubehörsatz, Bremsbacken								
1.2 1.5 dCi	44	08/03→ 42 - 08/03→ 60	➡	→ 08/05; für erhöhte Nutzlast			03.0137-9228.2 669228	BDX
			➡	→ 08/05; nicht für erhöhte Nutzlast			03.0137-9233.2 669233	
1.2 16V	55	04/06→	➡	→ 10/09; für erhöhte Nutzlast			03.0137-9228.2 669228	BDX
			➡	→ 10/09; nicht für erhöhte Nutzlast			03.0137-9233.2 669233	
1.4 1.5 dCi 70	55	08/03→10/09	➡	für erhöhte Nutzlast			03.0137-9228.2 669228	BDX
1.6 16V dCi 85	70	09/05→10/09	➡	nicht für erhöhte Nutzlast			03.0137-9233.2 669233	
1.5 dCi	45	08/03→10/09	➡	09/05→; für erhöhte Nutzlast			03.0137-9228.2 669228	BDX
			➡	09/05→; nicht für erhöhte Nutzlast			03.0137-9233.2 669233	
 Bremstrommel								
1.2 1.5 dCi	44	08/03→ 42 - 08/03→ 60	➡	→ 08/05; nicht für erhöhte Nutzlast			24.0220-3010.1 480081	Ø 234 x 50,5 / 204,5 - RLG / - ABS Ring
1.2 16V	55	04/06→	➡	→ 10/09; nicht für erhöhte Nutzlast			24.0220-3010.1 480081	Ø 234 x 50,5 / 204,5 - RLG / - ABS Ring
1.4 1.5 dCi 70	55	08/03→10/09	➡	nicht für erhöhte Nutzlast			24.0220-3010.1 480081	Ø 234 x 50,5 / 204,5 - RLG / - ABS Ring
1.6 16V dCi 85	70	09/05→10/09	➡					
1.5 dCi	45	08/03→10/09	➡	09/05→; nicht für erhöhte Nutzlast			24.0220-3010.1 480081	Ø 234 x 50,5 / 204,5 - RLG / - ABS Ring
 Bremsbackensatz								
1.2 1.5 dCi	44	08/03→ 42 - 08/03→ 60	➡	→ 08/05; nicht für erhöhte Nutzlast			03.0137-0350.2 650350	Ø 203 x 39 + HEB
			➡	→ 08/05; für erhöhte Nutzlast			03.0520-5722.3 695722	BDX Ø 203 x 39 + RZ / + Zub TopKit
			➡	→ 08/05; für erhöhte Nutzlast			03.0137-0351.2 650351	BDX Ø 229 x 42 + HEB
			➡	→ 08/05; für erhöhte Nutzlast			03.0520-5622.3 695622	BDX Ø 229 x 42 + RZ / + Zub TopKit
1.2 16V	55	04/06→	➡	→ 10/09; nicht für erhöhte Nutzlast			03.0137-0350.2 650350	Ø 203 x 39 + HEB
			➡	→ 10/09; nicht für erhöhte Nutzlast			03.0520-5722.3 695722	BDX Ø 203 x 39 + RZ / + Zub TopKit
			➡	→ 10/09; für erhöhte Nutzlast			03.0137-0351.2 650351	BDX Ø 229 x 42 + HEB
			➡	→ 10/09; für erhöhte Nutzlast			03.0520-5622.3 695622	BDX Ø 229 x 42 + RZ / + Zub TopKit
1.4 1.5 dCi 70	55	08/03→10/09	➡	nicht für erhöhte Nutzlast			03.0137-0350.2 650350	Ø 203 x 39 + HEB
1.6 16V dCi 85	70	09/05→10/09	➡				03.0520-5722.3 695722	BDX Ø 203 x 39 + RZ / + Zub TopKit
			➡	für erhöhte Nutzlast			03.0137-0351.2 650351	BDX Ø 229 x 42 + HEB
			➡	für erhöhte Nutzlast			03.0520-5622.3 695622	BDX Ø 229 x 42 + RZ / + Zub TopKit
1.5 dCi	45	08/03→10/09	➡	09/05→; nicht für erhöhte Nutzlast			03.0137-0350.2 650350	Ø 203 x 39 + HEB
			➡	09/05→; nicht für erhöhte Nutzlast			03.0520-5722.3 695722	BDX Ø 203 x 39 + RZ / + Zub TopKit
			➡	09/05→; für erhöhte Nutzlast			03.0137-0351.2 650351	BDX Ø 229 x 42 + HEB
			➡	09/05→; für erhöhte Nutzlast			03.0520-5622.3 695622	BDX Ø 229 x 42 + RZ / + Zub TopKit













	kw					! #		
NISSAN - KUBISTAR Kasten (X76) 08/03→								
 Seilzug, Feststellbremse								
1.2 1.5 dCi	44 42 - 60	08/03→ 08/03→			→ 08/05; Trommelbremse; <input type="checkbox"/>		24.3727-1041.2 581041	L= 1.423
					→ 08/05; Trommelbremse; <input type="checkbox"/>		24.3727-1042.2 581042	L= 1.421
1.2 16V	55	04/06→			→ 10/09; Trommelbremse; <input type="checkbox"/>		24.3727-1041.2 581041	L= 1.423
					→ 10/09; Trommelbremse; <input type="checkbox"/>		24.3727-1042.2 581042	L= 1.421
1.4 1.5 dCi 70 1.6 16V dCi 85	55 50 70 62	08/03→10/09 09/05→10/09 08/03→10/09 04/06→10/09			Trommelbremse; <input type="checkbox"/>		24.3727-1041.2 581041	L= 1.423
					Trommelbremse; <input type="checkbox"/>		24.3727-1042.2 581042	L= 1.421
1.5 dCi	45	08/05→10/09			09/05→; Trommelbremse; <input type="checkbox"/>		24.3727-1041.2 581041	L= 1.423
					09/05→; Trommelbremse; <input type="checkbox"/>		24.3727-1042.2 581042	L= 1.421
NISSAN - LEAF (ZE0) 11/10→								
 Bremsbackensatz, Feststellbremse								
Electric	80	11/10→			➔		03.0137-3012.2 653012	Ø 172 x 32 - HEB
Zubehörsatz, Feststellbremsbacken								
Electric	80	11/10→			➔		03.0137-9335.2 669335	
NISSAN - LEAF (ZE1) 08/17→								
 Bremsbackensatz, Feststellbremse								
Electric	110 - 160	08/17→			➔		03.0137-3012.2 653012	Ø 172 x 32 - HEB
Zubehörsatz, Feststellbremsbacken								
Electric	110 - 160	08/17→			➔		03.0137-9335.2 669335	
NISSAN - MAXIMA VII (A35) 09/08→								
Zubehörsatz, Feststellbremsbacken								
3.5	214	09/08→			➔		03.0137-9342.2 669342	
NISSAN - MICRA II (K11) 01/92→12/07								
 Radbremszylinder								
1.0 i 16V	40	08/92→07/00			➔ - ABS	2	24.3217-1708.3 020414	GG
1.0 i 16V 1.4 i 16V	44 60	07/00→02/03 09/00→02/03			➔ → 12/02; - ABS	2	24.3217-1708.3 020414	GG
1.3 i 16V	55	08/92→09/00			➔ → 08/00; - ABS	2	24.3217-1708.3 020414	GG
1.5 D	42	02/98→02/03			➔ → 12/02	2	24.3217-1708.3 020414	GG
Zubehörsatz, Bremsbacken								
1.0 i 16V	40	08/92→07/00			➔ → 01/98		03.0137-9180.2 669180	
					➔ 02/98→		03.0137-9180.2 669180	
1.0 i 16V 1.4 i 16V 1.5 D	44 60 42	07/00→02/03 09/00→02/03 02/98→02/03			➔ → 12/02		03.0137-9180.2 669180	
1.3 i 16V	55	08/92→09/00			➔ 02/98→ 08/00		03.0137-9180.2 669180	
					➔ → 01/98		03.0137-9180.2 669180	
 Bremstrommel								
1.0 i 16V	40	08/92→07/00			➔ - ABS; nicht für Leichtmetallfelgen		24.0218-0043.1 480165	Ø 216 x 32,8 / 181
1.0 i 16V 1.4 i 16V	44 60	07/00→02/03 09/00→02/03			➔ → 12/02; - ABS; nicht für Leichtmetallfelgen		24.0218-0043.1 480165	Ø 216 x 32,8 / 181
1.3 i 16V	55	08/92→09/00			➔ → 08/00; - ABS; nicht für Leichtmetallfelgen		24.0218-0043.1 480165	Ø 216 x 32,8 / 181
1.5 D	42	02/98→02/03			➔ → 12/02; nicht für Leichtmetallfelgen		24.0218-0043.1 480165	Ø 216 x 32,8 / 181
 Bremsbackensatz								
1.0 i 16V	40	08/92→07/00			➔ → 01/98; - ABS		03.0137-0275.2 650275	Ø 180 x 27 + HEB
					➔		03.0420-3317.3 683317	Ø 180 x 27 + RZ / + Zub Kit
					➔		03.0520-3317.3 693317	Ø 180 x 27 + RZ / + Zub TopKit
					➔ 02/98→		03.0137-0413.2 650413	Ø 180 x 27 + HEB
					➔		03.0520-4217.3 694217	Ø 180 x 27 + RZ / + Zub TopKit
1.0 i 16V 1.4 i 16V 1.5 D	44 60 42	07/00→02/03 09/00→02/03 02/98→02/03			➔ → 12/02		03.0137-0413.2 650413	Ø 180 x 27 + HEB
					➔		03.0520-4217.3 694217	Ø 180 x 27 + RZ / + Zub TopKit
→								















	kw					! #		
NISSAN - MICRA II (K11) 01/92→12/07								
 Bremsbackensatz								
1.3 i 16V	55	08/92→09/00	➔	→ 01/98; - ABS			03.0137-0275.2 650275 03.0420-3317.3 683317 03.0520-3317.3 693317	Ø 180 x 27 + HEB Ø 180 x 27 + RZ / + Zub Kit Ø 180 x 27 + RZ / + Zub TopKit
			➔	02/98→ 08/00			03.0137-0413.2 650413 03.0520-4217.3 694217	Ø 180 x 27 + HEB Ø 180 x 27 + RZ / + Zub TopKit
 Seilzug, Feststellbremse								
1.0 i 16V	40	08/92→07/00		+ ABS; Scheibenbremse; 			24.3727-1701.2 581701	L= 250
				- ABS; Trommelbremse; 			24.3727-1701.2 581701	L= 250
				- ABS; Trommelbremse; 			24.3727-1704.2 581704	L= 1.433
				- ABS; Trommelbremse; 			24.3727-1705.2 581705	L= 1.410
				+ ABS; Scheibenbremse; 			24.3727-1714.2 581714	L= 1.310
				+ ABS; Scheibenbremse; 			24.3727-1715.2 581715	L= 1.287
1.0 i 16V 1.4 i 16V	44 60	07/00→02/03 09/00→02/03		→ 12/02; + ABS; Scheibenbremse; 			24.3727-1701.2 581701	L= 250
				→ 12/02; - ABS; Trommelbremse; 			24.3727-1701.2 581701	L= 250
				→ 12/02; + ABS; Scheibenbremse; 			24.3727-1714.2 581714	L= 1.310
				→ 12/02; + ABS; Scheibenbremse; 			24.3727-1715.2 581715	L= 1.287
1.3 i 16V	55	08/92→09/00		→ 08/00; - ABS; Trommelbremse; 			24.3727-1701.2 581701	L= 250
				→ 08/00; + ABS; Scheibenbremse; 			24.3727-1701.2 581701	L= 250
				→ 08/00; - ABS; Trommelbremse; 			24.3727-1704.2 581704	L= 1.433
				→ 08/00; - ABS; Trommelbremse; 			24.3727-1705.2 581705	L= 1.410
				→ 08/00; + ABS; Scheibenbremse; 			24.3727-1714.2 581714	L= 1.310
				→ 08/00; + ABS; Scheibenbremse; 			24.3727-1715.2 581715	L= 1.287
1.5 D	42	02/98→02/03		→ 08/00; Trommelbremse; 			24.3727-1701.2 581701	L= 250
				09/00→ 12/02; Trommelbremse; 			24.3727-1701.2 581701	L= 250
				→ 08/00; Trommelbremse; 			24.3727-1704.2 581704	L= 1.433
				→ 08/00; Trommelbremse; 			24.3727-1705.2 581705	L= 1.410
NISSAN - MICRA III (K12) 03/02→06/10								
 Radbremszylinder								
1.0 16V 1.2 1.2 16V 1.2 LPG 1.3 1.4 1.4 16V 1.5 dCi 160 SR	48 66 48 - 59 59 60 72 65 48 - 63 81	01/03→06/10 01/07→06/10 01/03→06/10 10/02→06/10 08/04→06/10 03/07→06/10 01/03→06/10 01/03→06/10 05/05→06/10	➔			2	24.3219-1755.3 020508	ALU
Zubehörsatz, Bremsbacken								
1.0 16V 1.2 1.2 16V 1.2 LPG 1.3 1.4 1.4 16V 1.5 dCi 160 SR	48 66 48 - 59 59 60 72 65 48 - 63 81	01/03→06/10 01/07→06/10 01/03→06/10 10/02→06/10 08/04→06/10 03/07→06/10 01/03→06/10 01/03→06/10 05/05→06/10	➔				03.0137-9280.2 669280	
 Bremstrommel								
1.0 16V 1.2 1.2 16V 1.2 LPG 1.3 1.4 1.4 16V 1.5 dCi 160 SR	48 66 48 - 59 59 60 72 65 48 - 63 81	01/03→06/10 01/07→06/10 01/03→06/10 10/02→06/10 08/04→06/10 03/07→06/10 01/03→06/10 01/03→06/10 05/05→06/10	➔				24.0220-3033.1 480195	Ø 237 x 50,5 / 204,5 - RLG / - ABS Ring
 Bremsbackensatz								
1.0 16V 1.2 ➔	48 66	01/03→06/10 01/07→06/10	➔				03.0137-0454.2 650454	AP Ø 203 x 38 + HEB


















	kw					! #		
NISSAN - MICRA III (K12) 03/02→06/10								
 Bremsbackensatz								
1.2 16V	48 - 59	01/03→06/10	➔				03.0520-6419.3 696419	AP Ø 203 x 38 + RZ / + Zub TopKit
1.3	60	08/04→06/10						
1.4	72	03/07→06/10						
1.4 16V	65	01/03→06/10						
1.5 dCi	48 - 63	01/03→06/10						
160 SR	81	05/05→06/10						
1.2 LPG	59	10/02→06/10	➔	06/05→			03.0137-0454.2 650454	AP Ø 203 x 38 + HEB
			➔				03.0520-6419.3 696419	AP Ø 203 x 38 + RZ / + Zub TopKit
 Seilzug, Feststellbremse								
1.0 16V	48	01/03→06/10		Trommelbremse; <input type="checkbox"/>			24.3727-1718.2 581718	L= 1.540
1.2	66	01/07→06/10		Trommelbremse; <input type="checkbox"/>			24.3727-1719.2 581719	L= 1.604
1.2 16V	48 - 59	01/03→06/10		Trommelbremse; <input type="checkbox"/>			24.3727-1722.2 581722	L= 200
1.2 LPG	59	10/02→06/10						
1.3	60	08/04→06/10						
1.4	72	03/07→06/10						
1.4 16V	65	01/03→06/10						
1.5 dCi	48 - 63	01/03→06/10						
160 SR	81	05/05→06/10						
NISSAN - MICRA IV (K13K) 05/10→								
 Radbremszylinder								
1.2	56 - 59	05/10→	➔		2		24.3219-1768.3 020561	ALU
1.2 Active	50	07/13→						
1.2 DIG-S	72	03/11→09/15						
1.2 LPG	59	05/10→09/15						
Zubehörsatz, Bremsbacken								
1.2	56 - 59	05/10→	➔				03.0137-9274.2 669274	BOS
1.2 Active	50	07/13→						
1.2 DIG-S	72	03/11→09/15						
1.2 LPG	59	05/10→09/15						
 Bremsbackensatz								
1.2	56 - 59	05/10→	➔				03.0137-0536.2 650536	Ø 203 x 39 + HEB
1.2 Active	50	07/13→					03.0520-8119.3 698119	BOS Ø 203 x 39 + RZ / + Zub TopKit
1.2 DIG-S	72	03/11→09/15						
1.2 LPG	59	05/10→09/15						
 Seilzug, Feststellbremse								
1.2	56 - 59	05/10→		Trommelbremse; <input type="checkbox"/>			24.3727-1750.2 581750	L= 1.645
1.2 Active	50	07/13→		Trommelbremse; <input type="checkbox"/>			24.3727-1751.2 581751	L= 1.665
1.2 DIG-S	72	03/11→09/15		04/11→; Trommelbremse; <input type="checkbox"/>			24.3727-1750.2 581750	L= 1.645
				04/11→; Trommelbremse; <input type="checkbox"/>			24.3727-1751.2 581751	L= 1.665
1.2 LPG	59	05/10→09/15		<input type="checkbox"/>			24.3727-1750.2 581750	L= 1.645
				<input type="checkbox"/>			24.3727-1751.2 581751	L= 1.665
NISSAN - MICRA IV (K13KK) 07/09→								
 Radbremszylinder								
1.2	59	10/15→	➔		2		24.3219-1768.3 020561	ALU
1.2 DIG-S	72	03/11→						
Zubehörsatz, Bremsbacken								
1.2	59	10/15→	➔				03.0137-9274.2 669274	BOS
1.2 DIG-S	72	03/11→						
 Bremsbackensatz								
1.2	59	10/15→	➔				03.0137-0536.2 650536	Ø 203 x 39 + HEB
1.2 DIG-S	72	03/11→					03.0520-8119.3 698119	BOS Ø 203 x 39 + RZ / + Zub TopKit
 Seilzug, Feststellbremse								
1.2	59	10/15→		Trommelbremse; <input type="checkbox"/>			24.3727-1750.2 581750	L= 1.645
1.2 DIG-S	72	03/11→		Trommelbremse; <input type="checkbox"/>			24.3727-1751.2 581751	L= 1.665

































	kw			 	! #		
NISSAN - MICRA C+C III (K12) 08/05→							
 Radbremszylinder							
1.4 16V 1.6 160 SR	65 81	08/05→ 08/05→	➔	→ 12/10	2	24.3219-1755.3 020508	ALU
Zubehörsatz, Bremsbacken							
1.4 16V 1.6 160 SR	65 81	08/05→ 08/05→	➔	→ 12/10		03.0137-9280.2 669280	
 Bremstrommel							
1.4 16V 1.6 160 SR	65 81	08/05→ 08/05→	➔	→ 12/10		24.0220-3033.1 480195	Ø 237 x 50,5 / 204,5 - RLG / - ABS Ring
 Bremsbackensatz							
1.4 16V 1.6 160 SR	65 81	08/05→ 08/05→	➔	→ 12/10		03.0137-0454.2 650454 03.0520-6419.3 696419	AP Ø 203 x 38 + HEB AP Ø 203 x 38 + RZ / + Zub TopKit
 Seilzug, Feststellbremse							
1.4 16V 1.6 160 SR	65 81	08/05→ 08/05→		→ 12/10; Trommelbremse; <input type="checkbox"/>		24.3727-1718.2 581718	L= 1.540
				→ 12/10; Trommelbremse; <input type="checkbox"/>		24.3727-1719.2 581719	L= 1.604
				→ 12/10; Trommelbremse; <input checked="" type="checkbox"/>		24.3727-1722.2 581722	L= 200
NISSAN - MURANO I (Z50) 04/02→12/09							
 Bremsbackensatz, Feststellbremse							
2.5 3.5	120 172 - 180	11/04→10/07 08/03→10/07	➔			03.0137-3041.2 653041	Ø 190 x 33 - HEB
3.5 4x4 3.5 4x4	180 170 - 172	11/04→06/08 08/03→09/08	➔	→ 06/08		03.0137-3041.2 653041	Ø 190 x 33 - HEB
Zubehörsatz, Feststellbremsbacken							
2.5 3.5	120 172 - 180	11/04→10/07 08/03→10/07				03.0137-9343.2 669343	
3.5 4x4	170 - 180	08/03→09/08					
NISSAN - MURANO II (Z51) 10/07→09/14							
 Bremsbackensatz, Feststellbremse							
2.5 2.5 4x4 2.5 dCi 4x4 3.5 3.5 4x4	125 125 140 191 - 195 183 - 198	09/08→09/14 09/08→09/14 01/10→09/14 11/07→09/14 11/07→09/14	➔			03.0137-3041.2 653041	Ø 190 x 33 - HEB
Zubehörsatz, Feststellbremsbacken							
2.5 2.5 4x4 2.5 dCi 4x4 3.5 3.5 4x4	125 125 140 191 - 195 183 - 198	09/08→09/14 09/08→09/14 01/10→09/14 11/07→09/14 11/07→09/14	➔			03.0137-9343.2 669343	
NISSAN - MURANO II VAN (Z51) 10/07→09/14							
 Bremsbackensatz, Feststellbremse							
2.5 dCi 4x4 3.5 CVTC 4x4	140 188	03/13→09/14 03/13→09/14	➔			03.0137-3041.2 653041	Ø 190 x 33 - HEB
Zubehörsatz, Feststellbremsbacken							
2.5 dCi 4x4 3.5 CVTC 4x4	140 188	03/13→09/14 03/13→09/14	➔			03.0137-9343.2 669343	
NISSAN - MURANO III (Z52_) 10/14→							
 Bremsbackensatz, Feststellbremse							
3.5 CVTC ALL MODE 4x4-i 3.5 V6 3.5 V6 ALL MODE 4x4-i	185 194 183 - 194	01/15→ 10/14→ 10/14→	➔			03.0137-3041.2 653041	Ø 190 x 33 - HEB
3.5 V6 →	183	01/16→	➔	06/16→		03.0137-3041.2 653041	Ø 190 x 33 - HEB













	kW			 	! #		
NISSAN - MURANO III (Z52_) 10/14→							
Zubehörsatz, Feststellbremsbacken							
3.5 CVTC ALL MODE 4x4-i	185	01/15→	➔			03.0137-9343.2 669343	
3.5 V6	194	10/14→					
3.5 V6 ALL MODE 4x4-i	183 - 194	10/14→					
3.5 V6	183	01/16→				03.0137-9343.2 669343	
NISSAN - MURANO III VAN (Z52_) 10/14→							
 Bremsbackensatz, Feststellbremse							
3.5 CVTC	194	10/14→	➔			03.0137-3041.2 653041	Ø 190 x 33 - HEB
Zubehörsatz, Feststellbremsbacken							
3.5 CVTC	194	10/14→	➔			03.0137-9343.2 669343	
NISSAN - NAVARA (D22) 01/97→							
 Radbremszylinder							
2.4	79 - 110	01/97→09/04	➔	10/98→	2	24.3222-1743.3 020575	GG
2.4 4x4	79 - 110	01/97→09/04				24.3222-1747.3 020576	ALU
3.2 D 4x4	76	01/98→10/01					
2.5 D	98	01/08→	➔		2	24.3222-1743.3 020575	GG
2.5 D 4x4	96 - 98	11/01→					
2.5 TDiC 4x4	76	05/98→10/01	➔		2	24.3222-1743.3 020575	GG
3.0 4x4	120	05/00→				24.3222-1747.3 020576	ALU
3.0 TD 4x4	110	02/00→					
3.3 4x4	125	11/01→04/07					
Zubehörsatz, Bremsbacken							
2.4	79 - 110	01/97→09/04	➔	10/98→		03.0137-9290.2 669290	
2.4 4x4	79 - 110	01/97→09/04					
3.2 D 4x4	76	01/98→10/01					
2.5 D	98	01/08→	➔			03.0137-9290.2 669290	
2.5 D 4x4	96 - 98	11/01→					
2.5 TDiC 4x4	76	05/98→10/01					
3.0 4x4	120	05/00→					
3.0 TD 4x4	110	02/00→					
3.3 4x4	125	11/01→04/07					
2.5 TD	59	02/98→10/01	➔			03.0137-9273.2 669273	
 Bremsbackensatz							
2.4	79 - 110	01/97→09/04	➔	10/98→		03.0137-0319.2 650319	Ø 295 x 52
2.4 4x4	79 - 110	01/97→09/04					
3.2 D 4x4	76	01/98→10/01					
2.5 D	98	01/08→	➔			03.0137-0319.2 650319	Ø 295 x 52
2.5 D 4x4	96 - 98	11/01→					
2.5 TDiC 4x4	76	05/98→10/01					
3.0 4x4	120	05/00→					
3.0 TD 4x4	110	02/00→					
3.3 4x4	125	11/01→04/07					
2.5 TD	59	02/98→10/01	➔			03.0137-0310.2 650310	Ø 260 x 52
NISSAN - NAVARA Pritsche/Fahrgestell (D22) 03/97→							
 Radbremszylinder							
2.5 Di 4WD	98	02/02→	➔			24.3222-1743.3 020575	GG
Zubehörsatz, Bremsbacken							
2.5 Di	98	02/02→	➔			03.0137-9273.2 669273	
2.5 Di 4WD	98	02/02→	➔			03.0137-9290.2 669290	
 Bremsbackensatz							
2.5 Di	98	02/02→	➔			03.0137-0310.2 650310	Ø 260 x 52
2.5 Di 4WD	98	02/02→	➔			03.0137-0319.2 650319	Ø 295 x 52












	kW			 	! #		
NISSAN - NAVARA Pritsche/Fahrgestell (D23) 01/15→							
 Bremsbackensatz							
2.3 dCi 2.3 dCi 4x4	120 120	01/15→ 01/15→	➔	10/15→		03.0137-0519.2 650519	Ø 294 x 56 - HEB
NISSAN - NOTE (E11, NE11) 01/05→08/13							
 Radbremszylinder							
1.4 1.4 LPG 1.5 1.5 dCi 1.6	65 65 80 50 - 76 81	03/06→06/12 01/06→08/13 03/06→12/10 03/06→06/12 03/06→06/12	➔		2	24.3219-1755.3 020508	ALU
Zubehörsatz, Bremsbacken							
1.4 1.4 LPG 1.5 1.5 dCi 1.6	65 65 80 50 - 76 81	03/06→06/12 01/06→08/13 03/06→12/10 03/06→06/12 03/06→06/12	➔			03.0137-9280.2 669280	
 Bremstrommel							
1.4 1.4 LPG 1.5 1.5 dCi 1.6	65 65 80 50 - 76 81	03/06→06/12 01/06→08/13 03/06→12/10 03/06→06/12 03/06→06/12	➔			24.0220-3033.1 480195	Ø 237 x 50,5 / 204,5 - RLG / - ABS Ring
 Bremsbackensatz							
1.4 1.4 LPG 1.5 1.5 dCi 1.6	65 65 80 50 - 76 81	03/06→06/12 01/06→08/13 03/06→12/10 03/06→06/12 03/06→06/12	➔			03.0137-0454.2 650454 03.0520-6419.3 696419	AP Ø 203 x 38 + HEB AP Ø 203 x 38 + RZ / + Zub TopKit
 Seilzug, Feststellbremse							
1.4 1.4 LPG 1.5 1.5 dCi 1.6	65 65 80 50 - 76 81	03/06→06/12 01/06→08/13 03/06→12/10 03/06→06/12 03/06→06/12		Trommelbremse; <input checked="" type="checkbox"/> Trommelbremse; <input type="checkbox"/> Trommelbremse; <input type="checkbox"/>		24.3727-1722.2 581722 24.3727-1744.2 581744 24.3727-1745.2 581745	L= 200 L= 1.706 L= 1.770
NISSAN - NOTE (E12) 09/12→							
 Radbremszylinder							
1.2 1.2 DIG-S 1.2 LPG 1.5 dCi 1.6	58 - 59 65 - 72 56 66 80	06/13→ 06/13→ 03/15→ 06/13→ 06/13→	➔		2	24.3219-1768.3 020561	ALU
Zubehörsatz, Bremsbacken							
1.2 1.2 DIG-S 1.2 LPG 1.5 dCi 1.6	58 - 59 65 - 72 56 66 80	06/13→ 06/13→ 03/15→ 06/13→ 06/13→	➔			03.0137-9274.2 669274	BOS
 Bremsbackensatz							
1.2 1.2 DIG-S 1.2 LPG 1.6 1.5 dCi	58 - 59 65 - 72 56 80 66	06/13→ 06/13→ 03/15→ 06/13→ 06/13→	➔			03.0137-0536.2 650536 03.0520-8119.3 698119 03.0137-0454.2 650454 03.0137-0536.2 650536 03.0520-8119.3 698119	Ø 203 x 39 + HEB BOS Ø 203 x 39 + RZ / + Zub TopKit AP Ø 203 x 38 + HEB Ø 203 x 39 + HEB BOS Ø 203 x 39 + RZ / + Zub TopKit

	kw					! #		
NISSAN - NOTE VAN (E11) 01/05→08/13								
 Radbremszylinder								
1.5 dCi	63	01/11→09/12	➔				24.3219-1755.3 020508	ALU
Zubehörsatz, Bremsbacken								
1.5 dCi	63	01/11→09/12	➔				03.0137-9280.2 669280	
 Bremstrommel								
1.5 dCi	63	01/11→09/12	➔				24.0220-3033.1 480195	Ø 237 x 50,5 / 204,5 - RLG / - ABS Ring
 Bremsbackensatz								
1.5 dCi	63	01/11→09/12	➔				03.0137-0454.2 650454 03.0520-6419.3 696419	AP Ø 203 x 38 + HEB AP Ø 203 x 38 + RZ / + Zub TopKit
 Seilzug, Feststellbremse								
1.5 dCi	63	01/11→09/12		Trommelbremse; <input type="checkbox"/>			24.3727-1722.2 581722	L= 200
				Trommelbremse; <input type="checkbox"/>			24.3727-1744.2 581744	L= 1.706
				Trommelbremse; <input type="checkbox"/>			24.3727-1745.2 581745	L= 1.770
NISSAN - NP300 NAVARA (D40) 10/04→								
 Radbremszylinder								
2.5 D 4WD 2.5 dCi	98 106 - 128	09/08→ 07/05→	➔			2	24.3222-1702.3 020525	ALU
2.5 dCi 4WD	106 - 140	07/05→						
2.5 dCi 4x4	120	02/12→12/16						
3.0 dCi 4WD	170	02/10→						
4.0	198	10/04→11/09						
4.0 4WD	198	10/04→						
 Bremsbackensatz								
2.5 D 4WD 2.5 dCi	98 106 - 128	09/08→ 07/05→	➔				03.0137-0519.2 650519	Ø 294 x 56 - HEB
2.5 dCi 4WD	106 - 140	07/05→						
2.5 dCi 4x4	120	02/12→12/16						
3.0 dCi 4WD	170	02/10→						
4.0	198	10/04→11/09						
4.0 4WD	198	10/04→						
 Bremsbackensatz, Feststellbremse								
4.0 4.0 4WD	198 198	10/04→11/09 10/04→	➔				03.0137-3042.2 653042	Ø 190 x 33 - HEB
Zubehörsatz, Feststellbremsbacken								
4.0 4.0 4WD	198 198	10/04→11/09 10/04→	➔				03.0137-9342.2 669342	
NISSAN - NP300 NAVARA Pick-up (D23, D23T) 07/14→								
 Bremsbackensatz								
2.3 dCi 2.3 dCi 4x4	140 118 - 140	10/15→ 10/15→	➔				03.0137-0519.2 650519	Ø 294 x 56 - HEB
2.5 dCi 2.5 dCi 4x4	120 120 - 140	07/14→ 07/14→						
2.3 dCi 2.3 dCi 4x4	120 116 - 120	01/15→ 01/15→	➔	10/15→			03.0137-0519.2 650519	Ø 294 x 56 - HEB
NISSAN - NP300 NAVARA Pritsche/Fahrgestell (D40) 07/08→								
 Radbremszylinder								
2.5 dCi 2.5 dCi 4WD	140 126	03/10→ 08/08→	➔				24.3222-1702.3 020525	ALU
3.0 dCi	170	03/10→						
2.5 dCi 4WD	106	08/08→	➔	10/08→			24.3222-1702.3 020525	ALU
 Bremsbackensatz								
2.5 dCi 2.5 dCi 4WD ➔	140 126	03/10→ 08/08→	➔				03.0137-0519.2 650519	Ø 294 x 56 - HEB















	kw					! #		
NISSAN - NP300 NAVARA Pritsche/Fahrgestell (D40) 07/08→								
 Bremsbackensatz								
3.0 dCi	170	03/10→	➔			03.0137-0519.2	650519	Ø 294 x 56 - HEB
2.5 dCi 4WD	106	08/08→	➔	10/08→		03.0137-0519.2	650519	Ø 294 x 56 - HEB
NISSAN - NP300 PICKUP (D22) 04/08→								
 Radbremsszylinder								
2.5 dCi	98	04/08→	➔		2	24.3222-1702.3	020525	ALU
2.5 dCi 4x4	98	04/08→						
 Bremsbackensatz								
2.5 dCi	98	04/08→	➔			03.0137-0519.2	650519	Ø 294 x 56 - HEB
2.5 dCi 4x4	98	04/08→						
NISSAN - NV200 / EVALIA Bus 07/10→								
 Radbremsszylinder								
1.5 dCi 110	81	04/11→	➔			24.3222-1735.3	020554	GG
1.5 dCi 85	63	07/10→						
1.5 dCi 90	66	04/11→						
1.6 16V	81	07/10→						
 Bremsbackensatz								
1.5 dCi 110	81	04/11→	➔			03.0137-0513.2	650513	Ø 229 x 37
1.5 dCi 85	63	07/10→						
1.5 dCi 90	66	04/11→						
1.6 16V	81	07/10→						
 Bremsbackensatz, Feststellbremse								
e-NV	80	07/14→	➔			03.0137-3012.2	653012	Ø 172 x 32 - HEB
Zubehörsatz, Feststellbremsbacken								
1.5 dCi 110	81	04/11→	➔			03.0137-9352.2	669352	
1.5 dCi 85	63	07/10→						
1.5 dCi 90	66	04/11→						
1.6 16V	81	07/10→						
e-NV	80	07/14→	➔			03.0137-9335.2	669335	
NISSAN - NV200 Kasten 02/10→								
 Radbremsszylinder								
1.5 dCi 110	81	04/11→	➔			24.3222-1735.3	020554	GG
1.5 dCi 85	63	02/10→						
1.5 dCi 90	66	04/11→						
1.6 16V	81	02/10→						
 Bremsbackensatz								
1.5 dCi 110	81	04/11→	➔			03.0137-0513.2	650513	Ø 229 x 37
1.5 dCi 85	63	02/10→						
1.5 dCi 90	66	04/11→						
1.6 16V	81	02/10→						
 Bremsbackensatz, Feststellbremse								
e-NV	80	05/14→	➔			03.0137-3012.2	653012	Ø 172 x 32 - HEB
Zubehörsatz, Feststellbremsbacken								
1.5 dCi 110	81	04/11→	➔			03.0137-9352.2	669352	
1.5 dCi 85	63	02/10→						
1.5 dCi 90	66	04/11→						
1.6 16V	81	02/10→						
e-NV	80	05/14→	➔			03.0137-9335.2	669335	
NISSAN - NV350 Kasten (E26) 05/12→								
 Bremsbackensatz								
2.5 dCi	95	06/12→	➔			03.0137-0310.2	650310	Ø 260 x 52
NISSAN - PATHFINDER II (R50) 09/95→07/05								
 Radbremsszylinder								
2.7 TD 4WD	96	09/97→12/04	➔	03/98→ 10/00	2	24.3222-1747.3	020576	ALU
3.2 TD 4WD	110	09/97→12/04						
3.0 DDTi 4WD	125	09/99→12/04	➔		2	24.3222-1747.3	020576	ALU
3.3	125	05/99→12/04						
3.3 V6 4WD	110 - 125	09/97→12/04						
→								











































	kw			 	! #		
NISSAN - PATHFINDER II (R50) 09/95→07/05							
 Radbremszylinder							
3.5 4WD	179	08/01→07/04	➔		2	24.3222-1743.3 020575	GG
3.5 V6 4WD	162	11/00→12/04	➔	06/01→	2	24.3222-1743.3 020575	GG
				→ 05/01	2	24.3222-1747.3 020576	ALU
Zubehörsatz, Bremsbacken							
2.7 TD 4WD	96	09/97→12/04	➔	03/98→ 10/00		03.0137-9290.2 669290	
3.2 TD 4WD	110	09/97→12/04	➔				
3.0 DDTi 4WD	125	09/99→12/04	➔			03.0137-9290.2 669290	
3.3	125	05/99→12/04					
3.3 V6 4WD	110 -	09/97→12/04					
	125						
3.5 4WD	179	08/01→07/04					
3.5 V6 4WD	162	11/00→12/04					
Bremsbackensatz							
2.7 TD 4WD	96	09/97→12/04	➔	03/98→ 10/00		03.0137-0319.2 650319	Ø 295 x 52
3.2 TD 4WD	110	09/97→12/04	➔				
3.0 DDTi 4WD	125	09/99→12/04	➔			03.0137-0319.2 650319	Ø 295 x 52
3.3	125	05/99→12/04					
3.3 V6 4WD	110 -	09/97→12/04					
	125						
3.5 4WD	179	08/01→07/04					
3.5 V6 4WD	162	11/00→12/04					
NISSAN - PATHFINDER III (R51) 01/05→							
 Bremsbackensatz, Feststellbremse							
2.5 dCi	128	01/05→	➔			03.0137-3042.2 653042	Ø 190 x 33 - HEB
2.5 dCi 4WD	120 -	01/05→					
	140						
3.0 dCi	170	08/10→					
4.0	214	01/10→08/14					
4.0 4WD	198	09/05→					
Zubehörsatz, Feststellbremsbacken							
2.5 dCi	128	01/05→	➔			03.0137-9342.2 669342	
2.5 dCi 4WD	120 -	01/05→					
	140						
3.0 dCi	170	08/10→					
4.0	214	01/10→08/14					
4.0 4WD	198	09/05→					
NISSAN - PATHFINDER III VAN (R51_) 01/05→							
 Bremsbackensatz, Feststellbremse							
2.5 dCi 4x4	140	03/13→08/14	➔			03.0137-3042.2 653042	Ø 190 x 33 - HEB
3.0 dCi 4x4	170	03/13→08/14					
NISSAN - PATHFINDER IV (R52) 09/12→							
 Bremsbackensatz, Feststellbremse							
3.5	190	10/13→	➔			03.0137-3041.2 653041	Ø 190 x 33 - HEB
3.5 4WD	183 -	09/12→					
	194						
Zubehörsatz, Feststellbremsbacken							
3.5	190	10/13→				03.0137-9343.2 669343	
3.5 4WD	183 -	09/12→					
	194						
NISSAN - PATROL GR IV (Y60, GR) 01/86→02/98							
 Bremsbackensatz							
2.8 TD	85	09/88→06/97	➔	→ 09/91		03.0137-0297.2 650297	Ø 270 x 52
NISSAN - PICK UP (D21) 09/85→12/08							
Zubehörsatz, Bremsbacken							
2.0	66	09/88→12/97	➔	10/88→		03.0137-9273.2 669273	
2.4 i 12V 4WD	93	04/92→02/98	➔			03.0137-9290.2 669290	
Bremsbackensatz							
2.0	66	09/88→12/97	➔	10/88→		03.0137-0310.2 650310	Ø 260 x 52
2.4 i 12V 4WD	93	04/92→02/98	➔			03.0137-0319.2 650319	Ø 295 x 52

	kw			 	! #		
NISSAN - PICK UP (D22) 01/97→							
 Radbremszylinder							
2.4 4WD 3.2 D 4WD	110 76	11/01→ 12/98→04/05	➔		2	24.3222-1743.3 020575 24.3222-1747.3 020576	GG ALU
2.4 i 4WD 2.5 TD 4WD	88 76	02/98→04/05 05/98→04/05	➔	→ 10/01	2	24.3222-1747.3 020576	ALU
2.4 i 4WD 2.5 dCi 4WD	98 98	03/02→04/05 03/02→	➔		2	24.3222-1743.3 020575	GG
2.5 D 4WD	61	02/98→04/05	➔	05/98→ 10/01	2	24.3222-1747.3 020576	ALU
Zubehörsatz, Bremsbacken							
2.4 3.3 4WD	79 - 110 125	01/97→ 10/02→04/07	➔			03.0137-9273.2 669273	
2.4 4WD	110	11/01→	➔	11/04→		03.0137-9290.2 669290	
2.4 i 2.5 D 2.7 D	88 61 66	02/98→04/05 02/98→04/05 02/98→04/05	➔	→ 10/01		03.0137-9273.2 669273	
2.4 i 4WD 2.5 TD 4WD	88 76	02/98→04/05 05/98→04/05	➔	→ 10/01		03.0137-9290.2 669290	
2.4 i 4WD 2.5 dCi 4WD 3.2 D 4WD	98 98 76	03/02→04/05 03/02→ 12/98→04/05	➔			03.0137-9290.2 669290	
2.5 D 4WD	61	02/98→04/05	➔	05/98→ 10/01		03.0137-9290.2 669290	
2.5 Di	98	03/02→12/10	➔	→ 04/05		03.0137-9273.2 669273	
 Bremsbackensatz							
2.4 3.3 4WD	79 - 110 125	01/97→ 10/02→04/07	➔			03.0137-0310.2 650310	Ø 260 x 52
2.4	100	11/12→	➔			03.0137-0310.2 650310 03.0137-0319.2 650319	Ø 260 x 52 Ø 295 x 52
2.4 4WD	110	11/01→	➔	11/04→		03.0137-0319.2 650319	Ø 295 x 52
2.4 i 2.5 D 2.7 D	88 61 66	02/98→04/05 02/98→04/05 02/98→04/05	➔	→ 10/01		03.0137-0310.2 650310	Ø 260 x 52
2.4 i 4WD 2.5 TD 4WD	88 76	02/98→04/05 05/98→04/05	➔	→ 10/01		03.0137-0319.2 650319	Ø 295 x 52
2.4 i 4WD 2.5 dCi 4WD 3.2 D 4WD	98 98 76	03/02→04/05 03/02→ 12/98→04/05	➔			03.0137-0319.2 650319	Ø 295 x 52
2.5 D 4WD	61	02/98→04/05	➔	05/98→ 10/01		03.0137-0319.2 650319	Ø 295 x 52
2.5 Di	98	03/02→12/10	➔	→ 04/05		03.0137-0310.2 650310	Ø 260 x 52
NISSAN - PIXO (UA0) 03/09→							
 Bremstrommel							
1.0 1.0 LPG	50 50	03/09→ 03/09→	➔			24.0218-0039.1 480160	Ø 208 x 34,5 / 182 - RLG / - ABS Ring
 Bremsbackensatz							
1.0 1.0 LPG	50 50	03/09→ 03/09→	➔	→ 04/13		03.0137-0503.2 650503	Ø 180 x 26 - HEB
NISSAN - PRIMASTAR Bus (X83) 03/01→							
 Seilzug, Feststellbremse							
2.0	86	04/06→		für Linkslenker; für verkürzten Radstand; Scheibenbremse; ☒ / ☐		24.3727-0796.2 580796	Satz L= 1.245 L2= 498
				für Linkslenker; für verlängerten Radstand; Scheibenbremse; ☒ / ☐		24.3727-0797.2 580797	Satz L= 1.643 L2= 498
				für Linkslenker; Scheibenbremse; ☐		24.3727-1068.2 581068	L= 1.503
				für Linkslenker; Scheibenbremse; ☐		24.3727-1071.2 581071	L= 1.603
2.0 dCi 115 dCi 120 dCi 150 dCi 90	88 84 84 107 66	03/01→08/06 09/08→ 09/06→ 09/06→		für verkürzten Radstand; Scheibenbremse; ☒ / ☐		24.3727-0796.2 580796	Satz L= 1.245 L2= 498
				für verlängerten Radstand; Scheibenbremse; ☒ / ☐		24.3727-0797.2 580797	Satz L= 1.643 L2= 498
				Scheibenbremse; ☐		24.3727-1068.2 581068	L= 1.503
				Scheibenbremse; ☐		24.3727-1071.2 581071	L= 1.603
dCi 100 dCi 140 dCi 80	74 99 60	03/01→ 07/03→ 03/01→		→ 08/06; für verkürzten Radstand; Scheibenbremse; ☒ / ☐		24.3727-0796.2 580796	Satz L= 1.245 L2= 498
				→ 08/06; für verlängerten Radstand; Scheibenbremse; ☒ / ☐		24.3727-0797.2 580797	Satz L= 1.643 L2= 498
→							

	kw					! #		
NISSAN - PRIMASTAR Bus (X83) 03/01→								
 Seilzug, Feststellbremse								
dCi 100	74	03/01→		→ 08/06; Scheibenbremse; <input type="checkbox"/>		24.3727-1068.2	581068	L= 1.503
dCi 140	99	07/03→		→ 08/06; Scheibenbremse; <input type="checkbox"/>		24.3727-1071.2	581071	L= 1.603
dCi 80	60	03/01→						
NISSAN - PRIMASTAR Kasten (X83) 09/02→								
 Seilzug, Feststellbremse								
1.9 dCi 100	74	09/02→		→ 08/06; Kasten/Kombi; für verkürzten Radstand; Scheibenbremse; <input type="checkbox"/> / <input type="checkbox"/>		24.3727-0796.2	580796	Satz L= 1.245 L2= 498
				→ 08/06; Kasten/Kombi; für verlängerten Radstand; <input type="checkbox"/> / <input type="checkbox"/>		24.3727-0797.2	580797	Satz L= 1.643 L2= 498
				→ 08/06; Pritsche/Fahrgestell; <input type="checkbox"/>		24.3727-1068.2	581068	L= 1.503
				→ 08/06; Kasten/Kombi; Scheibenbremse; <input type="checkbox"/>		24.3727-1068.2	581068	L= 1.503
				→ 08/06; Kasten/Kombi; Scheibenbremse; <input type="checkbox"/>		24.3727-1071.2	581071	L= 1.603
				→ 08/06; Pritsche/Fahrgestell; <input type="checkbox"/>		24.3727-1071.2	581071	L= 1.603
1.9 dCi 80 2.5 dCi 140	60 99	09/02→ 07/03→		→ 08/06; für verkürzten Radstand; Scheibenbremse; <input type="checkbox"/> / <input type="checkbox"/>		24.3727-0796.2	580796	Satz L= 1.245 L2= 498
				→ 08/06; für verlängerten Radstand; <input type="checkbox"/> / <input type="checkbox"/>		24.3727-0797.2	580797	Satz L= 1.643 L2= 498
				→ 08/06; Scheibenbremse; <input type="checkbox"/>		24.3727-1068.2	581068	L= 1.503
			→ 08/06; Scheibenbremse; <input type="checkbox"/>		24.3727-1071.2	581071	L= 1.603	
2.0	86	04/06→		für Linkslenker; für verkürzten Radstand; Scheibenbremse; <input type="checkbox"/> / <input type="checkbox"/>		24.3727-0796.2	580796	Satz L= 1.245 L2= 498
				für Linkslenker; für verlängerten Radstand; Scheibenbremse; <input type="checkbox"/> / <input type="checkbox"/>		24.3727-0797.2	580797	Satz L= 1.643 L2= 498
				für Linkslenker; Scheibenbremse; <input type="checkbox"/>		24.3727-1068.2	581068	L= 1.503
				für Linkslenker; Scheibenbremse; <input type="checkbox"/>		24.3727-1071.2	581071	L= 1.603
2.0 2.0 dCi 115 2.0 dCi 90 2.5 dCi 115 2.5 dCi 150	88 84 66 84 107	02/03→ 09/06→ 09/06→ 09/08→ 09/06→		für verkürzten Radstand; Scheibenbremse; <input type="checkbox"/> / <input type="checkbox"/>		24.3727-0796.2	580796	Satz L= 1.245 L2= 498
				für verlängerten Radstand; <input type="checkbox"/> / <input type="checkbox"/>		24.3727-0797.2	580797	Satz L= 1.643 L2= 498
				Scheibenbremse; <input type="checkbox"/>		24.3727-1068.2	581068	L= 1.503
				Scheibenbremse; <input type="checkbox"/>		24.3727-1071.2	581071	L= 1.603
NISSAN - PRIMASTAR Pritsche/Fahrgestell (X83) 07/02→								
 Seilzug, Feststellbremse								
1.9 dCi 100	74	07/02→08/06		Kasten/Kombi; für verkürzten Radstand; Scheibenbremse; <input type="checkbox"/> / <input type="checkbox"/>		24.3727-0796.2	580796	Satz L= 1.245 L2= 498
				Kasten/Kombi; für verlängerten Radstand; <input type="checkbox"/> / <input type="checkbox"/>		24.3727-0797.2	580797	Satz L= 1.643 L2= 498
				Kasten/Kombi; Scheibenbremse; <input type="checkbox"/>		24.3727-1068.2	581068	L= 1.503
				Pritsche/Fahrgestell; <input type="checkbox"/>		24.3727-1068.2	581068	L= 1.503
				Pritsche/Fahrgestell; <input type="checkbox"/>		24.3727-1071.2	581071	L= 1.603
				Kasten/Kombi; Scheibenbremse; <input type="checkbox"/>		24.3727-1071.2	581071	L= 1.603
1.9 dCi 80 2.5 dCi 140	60 99	07/02→08/06 07/02→08/06		für verkürzten Radstand; Scheibenbremse; <input type="checkbox"/> / <input type="checkbox"/>		24.3727-0796.2	580796	Satz L= 1.245 L2= 498
				für verlängerten Radstand; <input type="checkbox"/> / <input type="checkbox"/>		24.3727-0797.2	580797	Satz L= 1.643 L2= 498
				Scheibenbremse; <input type="checkbox"/>		24.3727-1068.2	581068	L= 1.503
				Scheibenbremse; <input type="checkbox"/>		24.3727-1071.2	581071	L= 1.603
2.0	88	07/02→08/06		für Linkslenker; Scheibenbremse; <input type="checkbox"/>		24.3727-0796.2	580796	Satz L= 1.245 L2= 498
				für Linkslenker; Scheibenbremse; <input type="checkbox"/>		24.3727-0797.2	580797	Satz L= 1.643 L2= 498
				für Linkslenker; Scheibenbremse; <input type="checkbox"/>		24.3727-1068.2	581068	L= 1.503
				für Linkslenker; Scheibenbremse; <input type="checkbox"/>		24.3727-1071.2	581071	L= 1.603
2.5 dCi 150	107	04/06→		09/06→; für verkürzten Radstand; Scheibenbremse; <input type="checkbox"/> / <input type="checkbox"/>		24.3727-0796.2	580796	Satz L= 1.245 L2= 498
				09/06→; für verlängerten Radstand; <input type="checkbox"/> / <input type="checkbox"/>		24.3727-0797.2	580797	Satz L= 1.643 L2= 498
				09/06→; Scheibenbremse; <input type="checkbox"/>		24.3727-1068.2	581068	L= 1.503
				09/06→; Scheibenbremse; <input type="checkbox"/>		24.3727-1071.2	581071	L= 1.603
NISSAN - PRIMERA (P11) 06/96→12/01								
 Radbremsszylinder								
1.6 16V	66 - 78	06/96→12/01	➔		2	24.3220-1718.3	020438	BDX GG
2.0 TD ➔	66	09/96→12/01						



	kw					! #		
NISSAN - PRIMERA (P11) 06/96→12/01								
Zubehörsatz, Bremsbacken								
1.6 16V	66 - 78	06/96→12/01	➔				03.0137-9228.2 669228	BDX
2.0 TD	66	09/96→12/01						
 Bremsbackensatz								
1.6 16V	66 - 78	06/96→12/01	➔				03.0137-0351.2 650351	BDX Ø 229 x 42 + HEB
2.0 TD	66	09/96→12/01						
 Seilzug, Feststellbremse								
1.8 16V	84	08/99→12/01		Scheibenbremse; <input type="checkbox"/>			24.3727-1730.2 581730	L= 1.657
2.0 16V	85 - 110	06/96→12/01		Scheibenbremse; <input type="checkbox"/>			24.3727-1731.2 581731	L= 1.632
NISSAN - PRIMERA (P12) 01/02→								
 Seilzug, Feststellbremse								
1.6	78	03/02→08/08		Scheibenbremse; <input checked="" type="checkbox"/>			24.3727-1723.2 581723	L= 236
1.8	85	03/02→10/08		Scheibenbremse; <input type="checkbox"/>			24.3727-1728.2 581728	L= 1.778
1.8 LPG	85	03/02→						
1.9 dCi	88	04/03→10/07		Scheibenbremse; <input type="checkbox"/>			24.3727-1729.2 581729	L= 1.778
2.0	103	03/02→10/08						
2.2 dCi	102	04/03→04/06						
1.6	80	01/02→04/06		03/02→; Scheibenbremse; <input checked="" type="checkbox"/>			24.3727-1723.2 581723	L= 236
				03/02→; Scheibenbremse; <input type="checkbox"/>			24.3727-1728.2 581728	L= 1.778
				03/02→; Scheibenbremse; <input type="checkbox"/>			24.3727-1729.2 581729	L= 1.778
1.9 dCi	85	08/02→10/07		04/03→; Scheibenbremse; <input checked="" type="checkbox"/>			24.3727-1723.2 581723	L= 236
				04/03→; Scheibenbremse; <input type="checkbox"/>			24.3727-1728.2 581728	L= 1.778
				04/03→; Scheibenbremse; <input type="checkbox"/>			24.3727-1729.2 581729	L= 1.778
2.2 Di	93	03/02→05/07		→ 04/03; Scheibenbremse; <input checked="" type="checkbox"/>			24.3727-1723.2 581723	L= 236
				→ 04/03; Scheibenbremse; <input type="checkbox"/>			24.3727-1728.2 581728	L= 1.778
				→ 04/03; Scheibenbremse; <input type="checkbox"/>			24.3727-1729.2 581729	L= 1.778
NISSAN - PRIMERA Hatchback (P11) 06/96→07/02								
 Radbremszylinder								
1.6 16V	66 - 78	09/96→07/02	➔	→ 02/02	2		24.3220-1718.3 020438	BDX GG
1.6 16V LPG	78	09/00→07/02						
2.0 TD	66	09/96→07/02						
Zubehörsatz, Bremsbacken								
1.6 16V	66 - 78	09/96→07/02	➔	→ 02/02			03.0137-9228.2 669228	BDX
1.6 16V LPG	78	09/00→07/02						
2.0 TD	66	09/96→07/02						
 Bremsbackensatz								
1.6 16V	66 - 78	09/96→07/02	➔	→ 02/02			03.0137-0351.2 650351	BDX Ø 229 x 42 + HEB
1.6 16V LPG	78	09/00→07/02						
2.0 TD	66	09/96→07/02						
 Seilzug, Feststellbremse								
1.8 16V	84	08/99→07/02		→ 02/02; Scheibenbremse; <input type="checkbox"/>			24.3727-1730.2 581730	L= 1.657
1.8 16V LPG	84	08/99→07/02						
2.0 16V	85 - 110	09/96→07/02		→ 02/02; Scheibenbremse; <input type="checkbox"/>			24.3727-1731.2 581731	L= 1.632
2.0 16V LPG	96	09/96→07/02						
NISSAN - PRIMERA Hatchback (P12) 01/02→								
 Seilzug, Feststellbremse								
1.6	78 - 80	07/02→08/08		Scheibenbremse; <input checked="" type="checkbox"/>			24.3727-1723.2 581723	L= 236
1.8	85	07/02→10/08		Scheibenbremse; <input type="checkbox"/>			24.3727-1728.2 581728	L= 1.778
1.9 dCi	88	04/03→10/07		Scheibenbremse; <input type="checkbox"/>			24.3727-1729.2 581729	L= 1.778
2.0	103	07/02→10/08						
1.9 dCi	85	08/02→10/07		04/03→; Scheibenbremse; <input checked="" type="checkbox"/>			24.3727-1723.2 581723	L= 236
				04/03→; Scheibenbremse; <input type="checkbox"/>			24.3727-1728.2 581728	L= 1.778
				04/03→; Scheibenbremse; <input type="checkbox"/>			24.3727-1729.2 581729	L= 1.778
2.2 dCi	102	04/03→		→ 10/07; Scheibenbremse; <input checked="" type="checkbox"/>			24.3727-1723.2 581723	L= 236
				→ 10/07; Scheibenbremse; <input type="checkbox"/>			24.3727-1728.2 581728	L= 1.778
				→ 10/07; Scheibenbremse; <input type="checkbox"/>			24.3727-1729.2 581729	L= 1.778
→								

	kw					! #		
NISSAN - PRIMERA Hatchback (P12) 01/02→								
 Seilzug, Feststellbremse								
2.2 Di	93	07/02→05/07		→ 04/03; Scheibenbremse; 		24.3727-1723.2	581723	L= 236
				→ 04/03; Scheibenbremse; 		24.3727-1728.2	581728	L= 1.778
				→ 04/03; Scheibenbremse; 		24.3727-1729.2	581729	L= 1.778
NISSAN - PRIMERA Kombi (WP12) 01/02→								
 Seilzug, Feststellbremse								
1.6 Visia	80	01/02→04/06		03/02→; Scheibenbremse; 		24.3727-1723.2	581723	L= 236
				03/02→; Scheibenbremse; 		24.3727-1728.2	581728	L= 1.778
				03/02→; Scheibenbremse; 		24.3727-1729.2	581729	L= 1.778
1.8	85	03/02→05/07		Scheibenbremse; 		24.3727-1723.2	581723	L= 236
2.2 Di	93	03/02→04/03		Scheibenbremse; 		24.3727-1728.2	581728	L= 1.778
				Scheibenbremse; 		24.3727-1729.2	581729	L= 1.778
1.9 dCi	85	08/02→10/07		04/03→; Scheibenbremse; 		24.3727-1723.2	581723	L= 236
				04/03→; Scheibenbremse; 		24.3727-1728.2	581728	L= 1.778
				04/03→; Scheibenbremse; 		24.3727-1729.2	581729	L= 1.778
1.9 dCi	88	04/03→		→ 10/07; Scheibenbremse; 		24.3727-1723.2	581723	L= 236
2.2 dCi	102	04/03→		→ 10/07; Scheibenbremse; 		24.3727-1728.2	581728	L= 1.778
				→ 10/07; Scheibenbremse; 		24.3727-1729.2	581729	L= 1.778
2.0	103	03/02→		→ 10/08; Scheibenbremse; 		24.3727-1723.2	581723	L= 236
				→ 10/08; Scheibenbremse; 		24.3727-1728.2	581728	L= 1.778
				→ 10/08; Scheibenbremse; 		24.3727-1729.2	581729	L= 1.778
NISSAN - PRIMERA Traveller (W10) 07/90→03/98								
 Radbremszylinder								
1.6 i	66 - 75	07/90→03/98		- ABS	2	24.3220-1703.3	020391	GG
Zubehörsatz, Bremsbacken								
1.6 i	66 - 75	07/90→03/98		- ABS		03.0137-9112.2	669112	
 Seilzug, Feststellbremse								
1.6 i	66 - 75	07/90→03/98		- ABS; Trommelbremse; 		24.3727-1701.2	581701	L= 250
				+ ABS; Scheibenbremse; 		24.3727-1701.2	581701	L= 250
2.0 i	85	07/90→03/98		→ 12/95; Scheibenbremse; 		24.3727-1701.2	581701	L= 250
NISSAN - PRIMERA Traveller (WP11) 06/96→01/02								
 Seilzug, Feststellbremse								
1.6 16V	66 - 73	04/98→12/01		→ 03/01; Scheibenbremse; 		24.3727-1716.2	581716	L= 1.642
1.8 16V	84	08/99→12/01		→ 03/01; Scheibenbremse; 		24.3727-1717.2	581717	L= 1.668
1.8 16V LPG	84	08/99→12/01						
2.0 16V	96 - 103	04/98→12/01						
2.0 TD	66	04/98→12/01						
2.0 16V	85	06/96→12/01		04/98→ 03/01; Scheibenbremse; 		24.3727-1716.2	581716	L= 1.642
				04/98→ 03/01; Scheibenbremse; 		24.3727-1717.2	581717	L= 1.668
NISSAN - QASHQAI / QASHQAI +2 I (J10, NJ10, JJ10E) 11/06→04/14								
 Bremsbackensatz, Feststellbremse								
1.5 dCi	76 - 81	11/06→12/13				03.0137-3012.2	653012	Ø 172 x 32 - HEB
1.6	81 - 86	02/07→12/13						
1.6 dCi	96	10/11→12/13						
1.6 dCi All-wheel Drive	96	10/11→12/13						
1.6 LPG	86	11/10→12/13						
2.0	102 - 104	02/07→04/14						
2.0 All-wheel Drive	102 - 104	02/07→04/14						
2.0 dCi	110	02/07→12/13						
2.0 dCi All-wheel Drive	110	02/07→12/13						
Zubehörsatz, Feststellbremsbacken								
1.5 dCi	76 - 81	11/06→12/13				03.0137-9335.2	669335	
1.6	81 - 86	02/07→12/13						
→								

NISSAN - QASHQAI / QASHQAI +2 I (J10, NJ10, JJ10E) 11/06→04/14

Zubehörsatz, Feststellbremsbacken

1.6 dCi	96	10/11→12/13	➔				
1.6 dCi All-wheel Drive	96	10/11→12/13				03.0137-9335.2	669335
1.6 LPG	86	11/10→12/13					
2.0	102 - 104	02/07→04/14					
2.0 All-wheel Drive	102 - 104	02/07→04/14					
2.0 dCi	110	02/07→12/13					
2.0 dCi All-wheel Drive	110	02/07→12/13					

Seilzug, Feststellbremse

1.5 dCi	76 - 81	08/08→12/13		Scheibenbremse;			
1.6	86	11/10→12/13		für verkürzten Radstand; Scheibenbremse;	24.3727-1732.2	581732	L= 262
1.6 dCi	96	10/11→12/13			24.3727-1738.2	581738	L= 1.703
1.6 dCi All-wheel Drive	96	10/11→12/13		für verkürzten Radstand; Scheibenbremse;	24.3727-1739.2	581739	L= 1.705
1.6 LPG	86	11/10→12/13					
				für verlängerten Radstand; Scheibenbremse;	24.3727-1740.2	581740	L= 1.833
				für verlängerten Radstand; Scheibenbremse;	24.3727-1741.2	581741	L= 1.835
1.5 dCi	78	11/06→11/13		Scheibenbremse;	24.3727-1732.2	581732	L= 262
1.6	81 - 84	02/07→12/13		08/08→; Scheibenbremse;	24.3727-1732.2	581732	L= 262
2.0	104	02/07→12/13		für verkürzten Radstand; Scheibenbremse;	24.3727-1738.2	581738	L= 1.703
2.0 All-wheel Drive	104	02/07→12/13					
2.0 dCi	110	02/07→12/13		für verkürzten Radstand; Scheibenbremse;	24.3727-1739.2	581739	L= 1.705
2.0 dCi All-wheel Drive	110	02/07→12/13					
				08/08→; für verlängerten Radstand; Scheibenbremse;	24.3727-1740.2	581740	L= 1.833
				08/08→; für verlängerten Radstand; Scheibenbremse;	24.3727-1741.2	581741	L= 1.835
2.0	102	02/07→12/13		Scheibenbremse;	24.3727-1732.2	581732	L= 262
2.0 All-wheel Drive	102	02/07→12/13		für verkürzten Radstand; Scheibenbremse;	24.3727-1738.2	581738	L= 1.703
				für verkürzten Radstand; Scheibenbremse;	24.3727-1739.2	581739	L= 1.705
2.0	103	01/10→04/14		für Linkslenker;	24.3727-1732.2	581732	L= 262
2.0 All-wheel Drive	103	01/10→04/14		für Linkslenker;	24.3727-1740.2	581740	L= 1.833
				für Linkslenker;	24.3727-1741.2	581741	L= 1.835

NISSAN - QASHQAI / QASHQAI +2 I VAN (J10, JJ10E) 12/06→04/14

Bremsbackensatz, Feststellbremse

1.5 dCi	81	03/13→04/14	➔				
1.6 CVTC	86	03/13→04/14				03.0137-3012.2	653012
1.6 dCi	96	03/13→04/14					Ø 172 x 32 - HEB
1.6 dCi All-wheel Drive	96	03/13→04/14					
2.0	104	03/13→04/14					
2.0 All-wheel Drive	104	03/13→04/14					
2.0 dCi All-wheel Drive	110	03/13→04/14					

Zubehörsatz, Feststellbremsbacken

1.5 dCi	81	03/13→04/14	➔				
1.6 CVTC	86	03/13→04/14				03.0137-9335.2	669335
1.6 dCi	96	03/13→04/14					
1.6 dCi All-wheel Drive	96	03/13→04/14					
2.0	104	03/13→04/14					
2.0 All-wheel Drive	104	03/13→04/14					
2.0 dCi All-wheel Drive	110	03/13→04/14					






















Seilzug, Feststellbremse













1.5 dCi	81	03/13→04/14		Scheibenbremse;			
1.6 CVTC	86	03/13→04/14		für verkürzten Radstand; Scheibenbremse;	24.3727-1732.2	581732	L= 262
1.6 dCi	96	03/13→04/14			24.3727-1738.2	581738	L= 1.703
1.6 dCi All-wheel Drive	96	03/13→04/14		für verkürzten Radstand; Scheibenbremse;	24.3727-1739.2	581739	L= 1.705
2.0	104	03/13→04/14					
2.0 All-wheel Drive	104	03/13→04/14		für verlängerten Radstand; Scheibenbremse;	24.3727-1740.2	581740	L= 1.833
2.0 dCi All-wheel Drive	110	03/13→04/14					
				für verlängerten Radstand; Scheibenbremse;	24.3727-1741.2	581741	L= 1.835












NISSAN - QASHQAI II SUV (J11, J11_) 11/13→

















Bremsbackensatz, Feststellbremse

















1.5 dCi	81	11/13→	➔	→ 01/14			
→					03.0137-3012.2	653012	Ø 172 x 32 - HEB













	kw					! #			
NISSAN - QASHQAI II SUV (J11, J11_) 11/13→									
Zubehörsatz, Feststellbremsbacken									
1.5 dCi	81	11/13→	➡		→ 01/14		03.0137-9335.2	669335	
 Seilzug, Feststellbremse									
1.5 dCi	81	11/13→	➡		→ 01/14; Scheibenbremse; 		24.3727-1732.2	581732	L= 262
					→ 01/14; für verkürzten Radstand; Scheibenbremse; 		24.3727-1738.2	581738	L= 1.703
					→ 01/14; für verkürzten Radstand; Scheibenbremse; 		24.3727-1739.2	581739	L= 1.705
					→ 01/14; für verlängerten Radstand; Scheibenbremse; 		24.3727-1740.2	581740	L= 1.833
					→ 01/14; für verlängerten Radstand; Scheibenbremse; 		24.3727-1741.2	581741	L= 1.835
NISSAN - QUEST (E52) 09/09→									
 Bremsbackensatz, Feststellbremse									
3.5 V6	194	02/12→	➡				03.0137-3041.2	653041	Ø 190 x 33 - HEB
Zubehörsatz, Feststellbremsbacken									
3.5 V6	194	02/12→	➡				03.0137-9343.2	669343	
NISSAN - QUEST (V42) 05/03→									
 Bremsbackensatz, Feststellbremse									
3.5	176	05/03→	➡				03.0137-3041.2	653041	Ø 190 x 33 - HEB
NISSAN - ROGUE 01/07→12/15									
 Bremsbackensatz, Feststellbremse									
2.5	124 - 127	01/07→12/13	➡				03.0137-3012.2	653012	Ø 172 x 32 - HEB
2.5 AWD	124 - 127	01/07→12/13							
NISSAN - SENTRA V (B15) 07/98→12/07									
 Bremsbackensatz									
2.5	129	06/02→08/06	➡				03.0137-0443.2	650443	Ø 203 x 37 - HEB
NISSAN - SENTRA VI (B16) 09/06→12/13									
 Radbremszylinder									
2.0	104	10/06→12/12	➡			2	24.3219-1773.3	020615	GG
NISSAN - SENTRA VII (B17) 08/12→									
 Radbremszylinder									
1.8	96	08/12→	➡		Fahrzeugproduktionsland Japan	2	24.3219-1773.3	020615	GG
 Bremsbackensatz, Feststellbremse									
1.6	86	08/14→	➡				03.0137-3012.2	653012	Ø 172 x 32 - HEB
1.8	96	08/12→							
Zubehörsatz, Feststellbremsbacken									
1.6	86	08/14→	➡				03.0137-9335.2	669335	
1.8	96	08/12→							
NISSAN - SERENA (C23) 06/91→09/01									
 Radbremszylinder									
1.6	71	02/93→09/01	➡			2	24.3223-1709.3	020444	GG
2.0	93	11/92→09/01							
2.3 D	55	01/95→09/01							
2.0 D	49	06/91→09/01	➡		→ 08/94	2	24.3223-1709.3	020444	GG
Zubehörsatz, Bremsbacken									
1.6	71	02/93→09/01	➡		10/95→ 05/96; für Fahrzeuge ohne Hochdach		03.0137-9169.2	669169	
					12/94→ 05/96; für Fahrzeuge mit Hochdach		03.0137-9169.2	669169	
					06/96→; für Fahrzeuge mit Hochdach		03.0137-9169.2	669169	
					→ 09/95; für Fahrzeuge ohne Hochdach		03.0137-9169.2	669169	
					06/96→; für Fahrzeuge ohne Hochdach		03.0137-9169.2	669169	
→									
















	kw					! #		
NISSAN - SERENA (C23) 06/91→09/01								
Zubehörsatz, Bremsbacken								
2.0	93	11/92→09/01	➡	10/95→ 05/96		03.0137-9169.2	669169	
			➡	→ 09/95		03.0137-9169.2	669169	
			➡	06/96→		03.0137-9169.2	669169	
2.0 D	49	06/91→09/01	➡	→ 08/94		03.0137-9169.2	669169	
2.3 D	55	01/95→09/01	➡	06/96→; für Fahrzeuge mit Hochdach		03.0137-9169.2	669169	
			➡	10/95→ 05/96; für Fahrzeuge ohne Hochdach		03.0137-9169.2	669169	
			➡	06/96→; für Fahrzeuge ohne Hochdach		03.0137-9169.2	669169	
			➡	→ 09/95; für Fahrzeuge ohne Hochdach		03.0137-9169.2	669169	
			➡	→ 05/96; für Fahrzeuge mit Hochdach		03.0137-9169.2	669169	
 Bremsbackensatz								
1.6	71	02/93→09/01	➡	→ 09/95; für Fahrzeuge ohne Hochdach		03.0137-0269.2	650269	Ø 254 x 57 + HEB
			➡	06/96→; für Fahrzeuge ohne Hochdach		03.0137-0361.2	650361	Ø 254 x 57 + HEB
			➡	12/94→ 05/96; für Fahrzeuge mit Hochdach		03.0137-0376.2	650376	Ø 254 x 58 + HEB
2.0	93	11/92→09/01	➡	→ 09/95		03.0137-0269.2	650269	Ø 254 x 57 + HEB
			➡	06/96→		03.0137-0361.2	650361	Ø 254 x 57 + HEB
2.0 D	49	06/91→09/01	➡	→ 08/94		03.0137-0269.2	650269	Ø 254 x 57 + HEB
2.3 D	55	01/95→09/01	➡	→ 09/95; für Fahrzeuge ohne Hochdach		03.0137-0269.2	650269	Ø 254 x 57 + HEB
			➡	06/96→; für Fahrzeuge ohne Hochdach		03.0137-0361.2	650361	Ø 254 x 57 + HEB
			➡	→ 05/96; für Fahrzeuge mit Hochdach		03.0137-0376.2	650376	Ø 254 x 58 + HEB
 Seilzug, Feststellbremse								
1.6	71	02/93→09/01		06/94→; Trommelbremse; <input type="checkbox"/>		24.3727-1726.2	581726	L= 1.608
2.0 D	49	06/91→09/01		06/94→ 08/94; Trommelbremse; <input type="checkbox"/>		24.3727-1726.2	581726	L= 1.608
2.3 D	55	01/95→09/01		Trommelbremse; <input type="checkbox"/>		24.3727-1726.2	581726	L= 1.608
NISSAN - SUNNY III Kasten/Kombi (Y10) 11/90→03/00								
Zubehörsatz, Bremsbacken								
1.6 i 16V	66	10/92→03/00	➡			03.0137-9112.2	669112	
1.7 D	40	11/90→03/00						
 Seilzug, Feststellbremse								
1.6 i 16V	66	10/92→03/00		Trommelbremse; <input type="checkbox"/>		24.3727-1701.2	581701	L= 250
1.7 D	40	11/90→03/00						
NISSAN - SUNNY III Traveller (Y10) 11/90→03/00								
Zubehörsatz, Bremsbacken								
1.6	75	07/95→03/00	➡			03.0137-9112.2	669112	
1.6 i	66	06/91→03/00						
1.6 i 16V 4x4	75	10/92→03/00						
2.0 D	55	06/91→03/00						
 Seilzug, Feststellbremse								
1.6	75	07/95→03/00		Trommelbremse; <input type="checkbox"/>		24.3727-1701.2	581701	L= 250
1.6 i	66	06/91→03/00						
1.6 i 16V 4x4	75	10/92→03/00						
2.0 D	55	06/91→03/00						
NISSAN - TERRANO II (R20) 10/92→09/07								
 Radbremszylinder								
2.4 4WD	85	05/96→01/02	➡	10/99→; + ABS; Türenanzahl: 2	2	24.3220-1121.3	020343	GG
			➡	10/99→; Türenanzahl: 2; - ABS	2	24.3222-1124.3	020344	GG
			➡	10/99→; + ABS; Türenanzahl: 4	2	24.3222-1124.3	020344	GG
			➡	10/99→; Türenanzahl: 4; - ABS	2	24.3223-1706.3	020479	GG
			➡	→ 09/99; Türenanzahl: 2	2	24.3223-1709.3	020444	GG
			➡	→ 09/99; Türenanzahl: 4	2	24.3225-1703.3	020481	GG
2.4 4WD	87	05/96→09/07	➡	10/99→ 01/02; + ABS; Türenanzahl: 2	2	24.3220-1121.3	020343	GG
			➡	10/99→ 01/02; Türenanzahl: 2; - ABS	2	24.3222-1124.3	020344	GG
			➡	10/99→ 01/02; + ABS; Türenanzahl: 4	2	24.3222-1124.3	020344	GG
			➡	10/99→ 01/02; Türenanzahl: 4; - ABS	2	24.3223-1706.3	020479	GG
→								








	kw					! #		
NISSAN - TERRANO II (R20) 10/92→09/07								
 Radbremszylinder								
2.4 4WD	87	05/96→09/07	➡	02/02→ 11/05; Türenanzahl: 4	2	24.3223-1706.3	020479	GG
			➡	→ 09/99; Türenanzahl: 2	2	24.3223-1709.3	020444	GG
			➡	→ 09/99; Türenanzahl: 4	2	24.3225-1703.3	020481	GG
2.4 i 12V 4WD	91	02/93→12/97	➡	→ 04/96; Türenanzahl: 2	2	24.3222-1717.3	020443	GG
			➡	→ 04/96; Türenanzahl: 4	2	24.3223-1709.3	020444	GG
2.7 TD 4WD	74	02/93→01/02	➡	10/99→; + ABS; Türenanzahl: 2	2	24.3220-1121.3	020343	GG
			➡	10/99→; Türenanzahl: 2; - ABS	2	24.3222-1124.3	020344	GG
			➡	10/99→; + ABS; Türenanzahl: 4	2	24.3222-1124.3	020344	GG
			➡	→ 04/96; Türenanzahl: 2	2	24.3222-1717.3	020443	GG
			➡	10/99→; Türenanzahl: 4; - ABS	2	24.3223-1706.3	020479	GG
			➡	05/96→ 09/99; Türenanzahl: 2	2	24.3223-1709.3	020444	GG
			➡	→ 04/96; Türenanzahl: 4	2	24.3223-1709.3	020444	GG
			➡	05/96→ 09/99; Türenanzahl: 4	2	24.3225-1703.3	020481	GG
2.7 TDi 4WD	92	05/96→09/07	➡	10/99→ 01/02; + ABS; Schaltgetriebe; Türenanzahl: 2	2	24.3220-1121.3	020343	GG
			➡	10/99→ 01/02; Automatikgetriebe; Türenanzahl: 2	2	24.3220-1121.3	020343	GG
			➡	10/99→ 01/02; Türenanzahl: 2; - ABS; Schaltgetriebe	2	24.3222-1124.3	020344	GG
			➡	02/02→ 11/05; Türenanzahl: 2	2	24.3222-1124.3	020344	GG
			➡	10/99→ 01/02; + ABS; Schaltgetriebe; Türenanzahl: 4	2	24.3222-1124.3	020344	GG
			➡	10/99→ 01/02; - ABS; Automatikgetriebe; Türenanzahl: 4	2	24.3222-1124.3	020344	GG
			➡	02/02→ 11/05; Türenanzahl: 4	2	24.3223-1706.3	020479	GG
			➡	10/99→ 01/02; Türenanzahl: 4; - ABS; Schaltgetriebe	2	24.3223-1706.3	020479	GG
			➡	→ 09/99; Türenanzahl: 2	2	24.3223-1709.3	020444	GG
			➡	→ 09/99; Türenanzahl: 4	2	24.3225-1703.3	020481	GG
3.0 Di 4WD	113	05/02→09/07	➡	→ 04/06; Türenanzahl: 2	2	24.3222-1124.3	020344	GG
			➡	→ 04/06; Türenanzahl: 4	2	24.3223-1706.3	020479	GG
Zubehörsatz, Bremsbacken								
2.4 4WD	85	05/96→01/02	➡	→ 09/99		03.0137-9169.2	669169	
2.7 TD 4WD	74	02/93→01/02	➡	10/99→		03.0137-9268.2	669268	
2.4 4WD	87	05/96→09/07	➡	→ 09/99		03.0137-9169.2	669169	
2.7 TDi 4WD	92	05/96→09/07	➡	10/99→ 11/05		03.0137-9268.2	669268	
2.4 i 12V 4WD	91	02/93→12/97	➡	→ 04/96		03.0137-9169.2	669169	
3.0 Di 4WD	113	05/02→09/07	➡	→ 04/06		03.0137-9268.2	669268	
 Bremstrommel								
2.4 4WD	85 - 87	05/96→09/07	➡	→ 09/99		24.0225-4014.1	480155	Ø 294 x 65 / 255,5
2.7 TD 4WD	74	02/93→01/02						
2.7 TDi 4WD	92	05/96→09/07						
2.4 i 12V 4WD	91	02/93→12/97	➡	→ 04/96		24.0225-4014.1	480155	Ø 294 x 65 / 255,5
 Bremsbackensatz								
2.4 4WD	85	05/96→01/02	➡	→ 09/99		03.0137-0376.2	650376	Ø 254 x 58 + HEB
2.7 TD 4WD	74	02/93→01/02	➡	10/99→		03.0137-0469.2	650469	Ø 280 x 65 + HEB
2.4 4WD	87	05/96→09/07	➡	→ 09/99		03.0137-0376.2	650376	Ø 254 x 58 + HEB
2.7 TDi 4WD	92	05/96→09/07	➡	10/99→ 11/05		03.0137-0469.2	650469	Ø 280 x 65 + HEB
2.4 i 12V 4WD	91	02/93→12/97	➡	→ 04/96		03.0137-0376.2	650376	Ø 254 x 58 + HEB
3.0 Di 4WD	113	05/02→09/07	➡	→ 04/06		03.0137-0469.2	650469	Ø 280 x 65 + HEB
NISSAN - TERRANO II Van (R20) 06/98→09/07								
 Radbremszylinder								
2.7 TDi 4WD	92	06/98→09/07	➡	10/99→ 01/02; Automatikgetriebe; Türenanzahl: 2		24.3220-1121.3	020343	GG
			➡	10/99→ 01/02; + ABS; Schaltgetriebe; Türenanzahl: 2		24.3220-1121.3	020343	GG
→								















	kw					! #		
NISSAN - TERRANO II Van (R20) 06/98→09/07								
 Radbremsszylinder								
2.7 TDi 4WD	92	06/98→09/07	➔	10/99→01/02; + ABS; Schaltgetriebe; Türenanzahl: 4	24.3222-1124.3	020344	GG	
			➔	10/99→01/02; - ABS; Automatikgetriebe; Türenanzahl: 4	24.3222-1124.3	020344	GG	
			➔	02/02→11/05; Türenanzahl: 2	24.3222-1124.3	020344	GG	
			➔	10/99→01/02; Türenanzahl: 2; - ABS; Schaltgetriebe	24.3222-1124.3	020344	GG	
			➔	02/02→11/05; Türenanzahl: 4	24.3223-1706.3	020479	GG	
			➔	10/99→01/02; Türenanzahl: 4; - ABS; Schaltgetriebe	24.3223-1706.3	020479	GG	
			➔	→09/99; Türenanzahl: 2	24.3223-1709.3	020444	GG	
			➔	→09/99; Türenanzahl: 4	24.3225-1703.3	020481	GG	
3.0 Di 4WD	113	04/03→09/07	➔	→04/06; Türenanzahl: 2	24.3222-1124.3	020344	GG	
			➔	→04/06; Türenanzahl: 4	24.3223-1706.3	020479	GG	
Zubehörsatz, Bremsbacken								
2.7 TDi 4WD	92	06/98→09/07	➔	→09/99	03.0137-9169.2	669169		
			➔	10/99→11/05	03.0137-9268.2	669268		
3.0 Di 4WD	113	04/03→09/07	➔	→04/06	03.0137-9268.2	669268		
 Bremstrommel								
2.7 TDi 4WD	92	06/98→09/07	➔	→09/99	24.0225-4014.1	480155	Ø 294 x 65 / 255,5	
 Bremsbackensatz								
2.7 TDi 4WD	92	06/98→09/07	➔	→09/99	03.0137-0376.2	650376	Ø 254 x 58 + HEB	
			➔	10/99→11/05	03.0137-0469.2	650469	Ø 280 x 65 + HEB	
3.0 Di 4WD	113	04/03→09/07	➔	→04/06	03.0137-0469.2	650469	Ø 280 x 65 + HEB	
NISSAN - TIIDA Schrägheck (C12) 08/10→								
 Radbremsszylinder								
1.8	96	08/12→	➔		24.3219-1773.3	020615	GG	
 Bremsbackensatz, Feststellbremse								
1.6	85 - 140	08/12→	➔		03.0137-3012.2	653012	Ø 172 x 32 - HEB	
1.6 CVTC	80 - 86	08/12→						
1.8	96	08/12→						
Zubehörsatz, Feststellbremsbacken								
1.6	85 - 140	08/12→	➔		03.0137-9335.2	669335		
1.6 CVTC	80 - 86	08/12→						
1.8	96	08/12→						
NISSAN - TRADE Bus 06/96→10/01								
 Radbremsszylinder								
3.0 TDiC	78	06/96→10/01	➔		24.3225-1102.3	020318	GG	
NISSAN - TRADE Kasten 06/96→10/01								
 Radbremsszylinder								
3.0 TDiC	78	06/96→10/01	➔		24.3225-1102.3	020318	GG	
NISSAN - TRADE Kasten 01/96→12/00								
 Radbremsszylinder								
100	78	01/96→12/98	➔	06/96→	24.3225-1102.3	020318	GG	
75	55	05/97→12/00	➔		24.3225-1102.3	020318	GG	
NISSAN - TRADE Kasten 04/93→10/98								
 Radbremsszylinder								
3.0 D	63	04/93→10/98	➔		24.3225-1102.3	020318	GG	















	kW					! #		
NISSAN - TRADE Pritsche/Fahrgestell 06/96→10/01								
 Radbremsszylinder								
2.3 D 3.0 TDiC	55 78	06/96→10/01 06/96→10/01	➡			24.3225-1102.3	020318	GG
NISSAN - TRADE Pritsche/Fahrgestell 04/93→10/98								
 Radbremsszylinder								
3.0 D	63	04/93→10/98	➡			24.3225-1102.3	020318	GG
NISSAN - TRADE Pritsche/Fahrgestell 01/94→12/98								
 Radbremsszylinder								
3.0 D	63	01/94→12/98	➡	→ 10/98		24.3225-1102.3	020318	GG
3.0 D	78	01/96→12/98	➡	06/96→		24.3225-1102.3	020318	GG
NISSAN - TRADE Pritsche/Fahrgestell 11/98→09/04								
 Radbremsszylinder								
2.3 D	55	11/98→04/01	➡			24.3225-1102.3	020318	GG
NISSAN - URVAN Kasten (E24) 06/86→05/97								
Zubehörsatz, Bremsbacken								
2.0	64	05/87→05/97	➡			03.0137-9273.2	669273	
2.3 D	51	01/88→05/97	➡	→ 12/88		03.0137-9273.2	669273	
2.5 D	59	12/88→05/97	➡	01/89→		03.0137-9273.2	669273	
 Bremsbackensatz								
2.0	64	05/87→05/97	➡			03.0137-0310.2	650310	Ø 260 x 52
2.3 D	51	01/88→05/97	➡	→ 12/88		03.0137-0310.2	650310	Ø 260 x 52
2.5 D	59	12/88→05/97	➡	01/89→		03.0137-0310.2	650310	Ø 260 x 52
NISSAN - VANETTE CARGO Bus (HC 23) 04/94→05/01								
 Radbremsszylinder								
1.6 i 2.3 D	72 55	01/96→05/01 09/94→05/01	➡			24.3223-1709.3	020444	GG
Zubehörsatz, Bremsbacken								
1.6 i	72	01/96→05/01	➡	06/96→; für Fahrzeuge mit Hochdach	03.0137-9169.2	669169		
			➡	06/96→; für Fahrzeuge ohne Hochdach	03.0137-9169.2	669169		
			➡	→ 05/96; für Fahrzeuge ohne Hochdach	03.0137-9169.2	669169		
			➡	→ 05/96; für Fahrzeuge mit Hochdach	03.0137-9169.2	669169		
2.3 D	55	09/94→05/01	➡	10/95→ 05/96; für Fahrzeuge ohne Hochdach	03.0137-9169.2	669169		
			➡	12/94→ 05/96; für Fahrzeuge mit Hochdach	03.0137-9169.2	669169		
			➡	06/96→; für Fahrzeuge mit Hochdach	03.0137-9169.2	669169		
			➡	→ 09/95; für Fahrzeuge ohne Hochdach	03.0137-9169.2	669169		
			➡	06/96→; für Fahrzeuge ohne Hochdach	03.0137-9169.2	669169		
 Bremsbackensatz								
1.6 i	72	01/96→05/01	➡	06/96→; für Fahrzeuge ohne Hochdach	03.0137-0361.2	650361	Ø 254 x 57 + HEB	
			➡	→ 05/96; für Fahrzeuge mit Hochdach	03.0137-0376.2	650376	Ø 254 x 58 + HEB	
2.3 D	55	09/94→05/01	➡	→ 09/95; für Fahrzeuge ohne Hochdach	03.0137-0269.2	650269	Ø 254 x 57 + HEB	
			➡	06/96→; für Fahrzeuge ohne Hochdach	03.0137-0361.2	650361	Ø 254 x 57 + HEB	
			➡	12/94→ 05/96; für Fahrzeuge mit Hochdach	03.0137-0376.2	650376	Ø 254 x 58 + HEB	
 Seilzug, Feststellbremse								
1.6 i 2.3 D	72 55	01/96→05/01 09/94→05/01		Trommelbremse; <input type="checkbox"/>		24.3727-1726.2	581726	L= 1.608
NISSAN - VANETTE CARGO Kasten (HC 23) 09/94→05/02								
 Radbremsszylinder								
1.6 i 2.0 D	71 49	09/94→05/01 01/95→05/01	➡			24.3223-1709.3	020444	GG
2.3 D	55	09/94→05/02	➡	→ 11/01		24.3223-1709.3	020444	GG
→								















	kw				! #		
NISSAN - VANETTE CARGO Kasten (HC 23) 09/94→05/02							
Zubehörsatz, Bremsbacken							
1.6 i	71	09/94→05/01	➔	10/95→ 05/96; für Fahrzeuge ohne Hochdach	03.0137-9169.2	669169	
			➔	12/94→ 05/96; für Fahrzeuge mit Hochdach	03.0137-9169.2	669169	
			➔	06/96→; für Fahrzeuge mit Hochdach	03.0137-9169.2	669169	
			➔	→ 09/95; für Fahrzeuge ohne Hochdach	03.0137-9169.2	669169	
			➔	06/96→; für Fahrzeuge ohne Hochdach	03.0137-9169.2	669169	
2.3 D	55	09/94→05/02	➔	12/94→ 05/96; für Fahrzeuge mit Hochdach	03.0137-9169.2	669169	
			➔	10/95→ 05/96; für Fahrzeuge ohne Hochdach	03.0137-9169.2	669169	
			➔	06/96→ 11/01; für Fahrzeuge ohne Hochdach	03.0137-9169.2	669169	
			➔	→ 09/95; für Fahrzeuge ohne Hochdach	03.0137-9169.2	669169	
			➔	06/96→ 11/01; für Fahrzeuge mit Hochdach	03.0137-9169.2	669169	
 Bremsbackensatz							
1.6 i	71	09/94→05/01	➔	→ 09/95; für Fahrzeuge ohne Hochdach	03.0137-0269.2	650269	Ø 254 x 57 + HEB
			➔	06/96→; für Fahrzeuge ohne Hochdach	03.0137-0361.2	650361	Ø 254 x 57 + HEB
			➔	12/94→ 05/96; für Fahrzeuge mit Hochdach	03.0137-0376.2	650376	Ø 254 x 58 + HEB
2.0 D	49	01/95→05/01	➔		03.0137-0269.2	650269	Ø 254 x 57 + HEB
2.3 D	55	09/94→05/02	➔	→ 09/95; für Fahrzeuge ohne Hochdach	03.0137-0269.2	650269	Ø 254 x 57 + HEB
			➔	06/96→ 11/01; für Fahrzeuge ohne Hochdach	03.0137-0361.2	650361	Ø 254 x 57 + HEB
			➔	12/94→ 05/96; für Fahrzeuge mit Hochdach	03.0137-0376.2	650376	Ø 254 x 58 + HEB
 Seilzug, Feststellbremse							
1.6 i	71	09/94→05/01		Trommelbremse; <input type="checkbox"/>	24.3727-1726.2	581726	L= 1.608
2.3 D	55	09/94→05/02		→ 11/01; Trommelbremse; <input type="checkbox"/>	24.3727-1726.2	581726	L= 1.608
NISSAN - VERSA II (N17_) 08/11→							
 Radbremszylinder							
1.5	73	08/11→	➔		2	24.3219-1768.3	020561 ALU
1.6	78	08/11→					
1.6 Flex	82	10/11→					
 Bremsbackensatz							
1.5	73	08/11→	➔		03.0137-0536.2	650536	Ø 203 x 39 + HEB
1.6	78	08/11→					
1.6 Flex	82	10/11→					
NISSAN - XTERRA (N50) 01/05→							
 Bremsbackensatz, Feststellbremse							
4.0	198	01/05→	➔		03.0137-3042.2	653042	Ø 190 x 33 - HEB
4.0 4x4	195 - 214	01/05→					
NISSAN - X-TRAIL I (T30) 01/01→12/13							
 Bremsbackensatz, Feststellbremse							
2.0	103 - 110	07/01→01/13	➔		03.0137-0460.2	650460	Ø 172 x 22
2.0 4x4	103 - 206	06/01→01/13					
2.2 dCi	100	12/03→01/13					
2.2 DCi	84	10/04→01/13					
2.2 dCi 4x4	100	06/01→12/08					
2.2 DCi FWD	84	06/01→09/04					
2.2 Di 4x4	84	07/01→10/05					
2.5 4x4	121 - 134	09/01→01/13					
Zubehörsatz, Feststellbremsbacken							
2.0	103 - 110	07/01→01/13	➔		03.0137-9293.2	669293	
2.0 4x4	103 - 206	06/01→01/13					
2.2 dCi	100	12/03→01/13					
2.2 dCi 4x4	100	06/01→12/08					

	kw					! #		
NISSAN - X-TRAIL I (T30) 01/01→12/13								
Zubehörsatz, Feststellbremsbacken								
2.2 DCi FWD 2.2 Di 4x4 2.5 4x4	84 84 121 - 132	06/01→09/04 07/01→10/05 09/02→01/13	➔				03.0137-9293.2 669293	
 Seilzug, Feststellbremse								
2.0 2.0 4x4	103 - 110 103 - 206	07/01→01/13 06/01→01/13		Scheibenbremse; 			24.3727-1723.2 581723 24.3727-1748.2 581748 24.3727-1749.2 581749	L= 236 L= 1.745 L= 1.733
2.2 dCi 2.2 dCi 4x4 2.2 DCi FWD 2.2 Di 4x4 2.5 4x4	100 100 84 84 121 - 134	12/03→01/13 06/01→12/08 06/01→09/04 07/01→10/05 09/01→01/13		Scheibenbremse; 				
2.2 DCi	84	10/04→01/13		 			24.3727-1723.2 581723 24.3727-1748.2 581748 24.3727-1749.2 581749	L= 236 L= 1.745 L= 1.733
NISSAN - X-TRAIL II (T31) 03/07→12/18								
 Bremsbackensatz, Feststellbremse								
2.0 2.0 4x4	102 101 - 104	06/08→02/14 06/07→11/13	➔				03.0137-3012.2 653012	Ø 172 x 32 - HEB
2.0 dCi 2.0 dCi 4x4	110 110 - 130	06/07→11/13 06/07→11/13						
2.0 FWD 2.5 4x4	103 - 104 124 - 132	03/07→11/13 06/07→07/14						
Zubehörsatz, Feststellbremsbacken								
2.0 2.0 4x4	102 101 - 104	06/08→02/14 06/07→11/13	➔				03.0137-9335.2 669335	
2.0 dCi 2.0 dCi 4x4	110 110 - 130	06/07→11/13 06/07→11/13						
2.0 FWD 2.5 4x4	103 - 104 124 - 132	03/07→11/13 06/07→07/14						
NISSAN - X-TRAIL VAN (T31) 03/07→02/14								
 Bremsbackensatz, Feststellbremse								
dCi dCi 4x4	110 110 - 127	01/11→02/14 01/13→02/14	➔				03.0137-3012.2 653012	Ø 172 x 32 - HEB
Zubehörsatz, Feststellbremsbacken								
dCi dCi 4x4	110 110 - 127	01/11→02/14 01/13→02/14	➔				03.0137-9335.2 669335	
OPEL - ADAM (M13) 10/12→02/19								
 Radbremszylinder								
1.0 1.4 LPG 1.4 S	66 - 85 64 110	07/14→11/18 07/13→11/18 11/14→01/19	➔			2	24.3219-1755.3 020508	ALU
1.2 1.4	51 64 - 74	10/12→02/19 10/12→02/19	➔	01/13→		2	24.3219-1755.3 020508	ALU
Zubehörsatz, Bremsbacken								
1.0 1.4 LPG 1.4 S	66 - 85 64 110	07/14→11/18 07/13→11/18 11/14→01/19	➔	F6000001→; Bremstrommeldurchmesser innen [Zoll]: 9			03.0137-9309.2 669309	AP
			➔	→ E6999999; Bremstrommeldurchmesser innen [Zoll]: 9			03.0137-9309.2 669309	AP
			➔	F6000001→; Bremstrommeldurchmesser innen [Zoll]: 8			03.0137-9310.2 669310	AP
			➔	→ E6999999; Bremstrommeldurchmesser innen [Zoll]: 8			03.0137-9310.2 669310	AP
→								











	kw					! #		
OPEL - ADAM (M13) 10/12→02/19								
Zubehörsatz, Bremsbacken								
1.2 1.4	51 64 - 74	10/12→02/19 10/12→02/19	➔	01/13→; → E6999999; Bremstrommel- durchmesser innen [Zoll]: 9		03.0137-9309.2	669309	AP
			➔	F6000001→; Bremstrommeldurchmesser innen [Zoll]: 9		03.0137-9309.2	669309	AP
			➔	01/13→; → E6999999; Bremstrommel- durchmesser innen [Zoll]: 8		03.0137-9310.2	669310	AP
			➔	F6000001→; Bremstrommeldurchmesser innen [Zoll]: 8		03.0137-9310.2	669310	AP
Bremstrommel								
1.0 1.4 LPG 1.4 S	66 - 85 64 110	07/14→11/18 07/13→11/18 11/14→01/19	➔	Bremstrommeldurchmesser innen [Zoll]: 8		24.0220-3035.1	480300	Ø 249,5 x 45 / 204,7
			➔	Bremstrommeldurchmesser innen [Zoll]: 9		24.0222-8037.1	480302	Ø 269 x 48 / 230
1.2 1.4	51 64 - 74	10/12→02/19 10/12→02/19	➔	01/13→; Bremstrommeldurchmesser innen [Zoll]: 8		24.0220-3035.1	480300	Ø 249,5 x 45 / 204,7
			➔	Bremstrommeldurchmesser innen [Zoll]: 9		24.0222-8037.1	480302	Ø 269 x 48 / 230
Bremsbackensatz								
1.0 1.4 LPG 1.4 S	66 - 85 64 110	07/14→11/18 07/13→11/18 11/14→01/19	➔	F6000001→; Bremstrommeldurchmesser innen [Zoll]: 9		03.0137-0478.2	650478	AP Ø 228 x 42 + HEB
			➔	→ E6999999; Bremstrommeldurch- messer innen [Zoll]: 9		03.0137-0478.2	650478	AP Ø 228 x 42 + HEB
			➔	03.0520-6819.3		696819		AP Ø 228 x 42 + RZ / + Zub TopKit
			➔	F6000001→; Bremstrommeldurchmesser innen [Zoll]: 8		03.0137-0479.2	650479	AP Ø 203 x 38 + HEB
			➔	→ E6999999; Bremstrommeldurch- messer innen [Zoll]: 8		03.0137-0479.2	650479	AP Ø 203 x 38 + HEB
			➔	Bremstrommeldurchmesser innen [Zoll]: 8		03.0520-6719.3	696719	AP Ø 203 x 38 + RZ / + Zub TopKit
1.2 1.4	51 64 - 74	10/12→02/19 10/12→02/19	➔	01/13→; → E6999999; Bremstrommel- durchmesser innen [Zoll]: 9		03.0137-0478.2	650478	AP Ø 228 x 42 + HEB
			➔	F6000001→; Bremstrommeldurchmesser innen [Zoll]: 9		03.0520-6819.3	696819	AP Ø 228 x 42 + RZ / + Zub TopKit
			➔	01/13→; → E6999999; Bremstrommel- durchmesser innen [Zoll]: 8		03.0137-0478.2	650478	AP Ø 228 x 42 + HEB
			➔	01/13→; → E6999999; Bremstrommel- durchmesser innen [Zoll]: 8		03.0137-0479.2	650479	AP Ø 203 x 38 + HEB
			➔	F6000001→; Bremstrommeldurchmesser innen [Zoll]: 8		03.0137-0479.2	650479	AP Ø 203 x 38 + HEB
			➔	Bremstrommeldurchmesser innen [Zoll]: 8		03.0520-6719.3	696719	AP Ø 203 x 38 + RZ / + Zub TopKit
Seilzug, Feststellbremse								
1.0 1.4 LPG 1.4 S	66 - 85 64 110	07/14→11/18 07/13→11/18 11/14→01/19		Ø 203; Trommelbremse; ↓	1	24.3727-0799.2	580799	L= 1.335 L2= 1.335
				Ø 228; Trommelbremse; ↓	1	24.3727-3500.2	583500	L= 1.352 L2= 1.352
1.2 1.4	51 64 - 74	10/12→02/19 10/12→02/19		01/13→; Ø 203; Trommelbremse; ↓	1	24.3727-0799.2	580799	L= 1.335 L2= 1.335
				01/13→; Ø 228; Trommelbremse; ↓	1	24.3727-3500.2	583500	L= 1.352 L2= 1.352
OPEL - AGILA (A) (H00) 09/00→12/07								
Radbremszylinder								
1.0 1.0 12V 1.2 16V 1.2 16V Twinport 1.3 CDTI	44 43 55 59 51	08/03→12/07 09/00→12/07 09/00→12/07 07/04→12/07 08/03→12/07	➔	→ 07/07	2	24.3215-1701.3	020493	ALU
Zubehörsatz, Bremsbacken								
1.0 1.2 16V Twinport 1.3 CDTI	44 59 51	08/03→12/07 07/04→12/07 08/03→12/07	➔	→ 07/07		03.0137-9300.2	669300	
1.0 12V 1.2 16V	43 55	09/00→12/07 09/00→12/07	➔	→ 2G999999		03.0137-9286.2	669286	
			➔	3G0000001→; → 07/07		03.0137-9300.2	669300	
Bremstrommel								
1.0 1.2 16V Twinport 1.3 CDTI	44 59 51	08/03→12/07 07/04→12/07 08/03→12/07	➔	4G000001→; → 07/07		24.0220-0045.1	480189	Ø 232 x 38 / 202 - RLG / - ABS Ring
1.0 12V 1.2 16V	43 55	09/00→12/07 09/00→12/07	➔	→ 2G999999		24.0218-0039.1	480160	Ø 208 x 34,5 / 182 - RLG / - ABS Ring
→								














	kw					! #		
OPEL - AGILA (A) (H00) 09/00→12/07								
 Bremstrommel								
1.0 12V 1.2 16V	43 55	09/00→12/07 09/00→12/07	➔	4G000001→; → 07/07		24.0220-0045.1	480189	Ø 232 x 38 / 202 - RLG / - ABS Ring
 Bremsbackensatz								
1.0 1.2 16V Twinport 1.3 CDTi	44 59 51	08/03→12/07 07/04→12/07 08/03→12/07	➔	→ 07/07		03.0137-0465.2 03.0520-1415.3	650465 691415	Ø 200 x 29 + HEB Ø 200 x 29 + RZ / + Zub TopKit
1.0 12V 1.2 16V	43 55	09/00→12/07 09/00→12/07	➔	→ 2G999999		03.0137-0399.2 03.0520-1315.3	650399 691315	Ø 180 x 26 + HEB Ø 180 x 26 + RZ / + Zub TopKit
			➔	3G0000001→; → 07/07		03.0137-0465.2 03.0520-1415.3	650465 691415	Ø 200 x 29 + HEB Ø 200 x 29 + RZ / + Zub TopKit
 Seilzug, Feststellbremse								
1.0 1.2 16V Twinport 1.3 CDTi	44 59 51	08/03→12/07 07/04→12/07 08/03→12/07		→ 07/07; Trommelbremse; <input type="checkbox"/>		24.3727-0777.2	580777	L= 1.536 + Zub
				→ 07/07; Trommelbremse; <input type="checkbox"/>		24.3727-0778.2	580778	L= 1.530 + Zub
1.0 12V 1.2 16V	43 55	09/00→12/07 09/00→12/07		→ 1G075421; Trommelbremse; <input type="checkbox"/>		24.3727-0771.2	580771	L= 1.516 + Zub
				1G075422→ 2G999999; Trommelbremse; <input type="checkbox"/>		24.3727-0771.2	580771	L= 1.516 + Zub
				1G075422→ 2G999999; Trommelbremse; <input type="checkbox"/>		24.3727-0772.2	580772	L= 1.498
				→ 1G075421; Trommelbremse; <input type="checkbox"/>		24.3727-0774.2	580774	L= 1.507 + Zub
				3G000001→; → 07/07; Trommelbremse; <input type="checkbox"/>		24.3727-0777.2	580777	L= 1.536 + Zub
				3G000001→; → 07/07; Trommelbremse; <input type="checkbox"/>		24.3727-0778.2	580778	L= 1.530 + Zub
OPEL - AGILA (B) (H08) 04/08→10/14								
 Radbremszylinder								
1.0 1.0 LPG 1.2 1.2 LPG 1.3 CDTi	48 - 50 48 63 - 69 63 55	04/08→07/14 01/10→06/11 04/08→10/14 04/08→10/10 04/08→04/10	➔		2	24.3219-1756.3	020511	BOS ALU
Zubehörsatz, Bremsbacken								
1.0 1.0 LPG 1.2 1.2 LPG 1.3 CDTi	48 - 50 48 63 - 69 63 55	04/08→07/14 01/10→06/11 04/08→10/14 04/08→10/10 04/08→04/10	➔			03.0137-9287.2	669287	BOS
 Bremsbackensatz								
1.0 1.0 LPG 1.2 1.2 LPG 1.3 CDTi	48 - 50 48 63 - 69 63 55	04/08→07/14 01/10→06/11 04/08→10/14 04/08→10/10 04/08→04/10	➔			03.0137-0466.2 03.0520-6919.3	650466 696919	BOS Ø 200 x 32 + HEB BOS Ø 200 x 32 + RZ / + Zub TopKit
 Seilzug, Feststellbremse								
1.0 1.0 LPG 1.2 1.2 LPG 1.3 CDTi	48 - 50 48 63 - 69 63 55	04/08→07/14 01/10→06/11 04/08→10/14 04/08→10/10 04/08→04/10		Trommelbremse; <input type="checkbox"/>		24.3727-0792.2	580792	L= 1.600
				Trommelbremse; <input type="checkbox"/>		24.3727-0793.2	580793	L= 1.600
OPEL - ANTARA A (L07) 05/06→								
 Bremsbackensatz, Feststellbremse								
2.0 CDTi 2.0 CDTi 4x4 2.2 CDTi 2.2 CDTi 4x4 →	93 - 125 110 - 125 120 - 122 120 - 135	08/06→ 07/06→ 12/10→ 12/10→12/15	➔			03.0137-3011.2	653011	Ø 188 x 26 - HEB














	kw					! #		
OPEL - ANTARA A (L07) 05/06→								
 Bremsbackensatz, Feststellbremse								
2.4	103 - 123	07/06→	➡			03.0137-3011.2	653011	Ø 188 x 26 - HEB
2.4 4x4	103 - 123	08/06→						
2.4 LPG	103	10/08→						
2.4 LPG 4x4	103	08/06→12/10						
3.0	183	07/13→						
3.2 V6	167	07/06→12/11						
3.0	190	11/10→12/15	➡	12/10→		03.0137-3011.2	653011	Ø 188 x 26 - HEB
OPEL - ARENA Bus (A97) 01/97→12/01								
 Radbremszylinder								
1.9 D	44	01/97→12/01	➡	03/98→09/01; - ABS		24.3223-1106.3	020317	BDX GG
			➡	03/98→09/01; + ABS		24.3225-1601.3	020359	TRW GG
2.5 D	55	01/97→12/01	➡	03/98→09/01		24.3225-1601.3	020359	TRW GG
Zubehörsatz, Bremsbacken								
1.9 D	44	01/97→12/01	➡	03/98→03/01; - ABS		03.0137-9211.2	669211	BDX
			➡	03/98→09/01; + ABS		03.0137-9216.2	669216	TRW
2.5 D	55	01/97→12/01	➡	03/98→09/01		03.0137-9216.2	669216	TRW
 Bremstrommel								
1.9 D	44	01/97→12/01	➡	03/98→09/01; + ABS		24.0225-4015.2	480178	Ø 291 x 70 / 254,8 - RLG / - ABS Ring / mit Radbefestigungsbolzen
2.5 D	55	01/97→12/01	➡	→ 09/01		24.0225-4015.2	480178	Ø 291 x 70 / 254,8 - RLG / - ABS Ring / mit Radbefestigungsbolzen
 Bremsbackensatz								
1.9 D	44	01/97→12/01	➡	03/98→03/01; - ABS		03.0137-0153.2	650153	BDX Ø 255 x 46
			➡	03/98→09/01; + ABS		03.0137-0330.2	650330	TRW Ø 254 x 57 + HEB
						03.0520-0825.3	690825	TRW Ø 254 x 57 + RZ / + Zub TopKit
2.5 D	55	01/97→12/01	➡	03/98→09/01		03.0137-0330.2	650330	TRW Ø 254 x 57 + HEB
						03.0520-0825.3	690825	TRW Ø 254 x 57 + RZ / + Zub TopKit
OPEL - ARENA Combi (A97) 03/98→08/01								
 Radbremszylinder								
1.9 D	44	03/98→08/01	➡	- ABS		24.3223-1106.3	020317	BDX GG
			➡	+ ABS		24.3225-1601.3	020359	TRW GG
2.5 D	55	03/98→08/01	➡			24.3225-1601.3	020359	TRW GG
Zubehörsatz, Bremsbacken								
1.9 D	44	03/98→08/01	➡	→ 03/01; - ABS		03.0137-9211.2	669211	BDX
			➡	+ ABS		03.0137-9216.2	669216	TRW
2.5 D	55	03/98→08/01	➡			03.0137-9216.2	669216	TRW
 Bremstrommel								
1.9 D	44	03/98→08/01	➡	+ ABS		24.0225-4015.2	480178	Ø 291 x 70 / 254,8 - RLG / - ABS Ring / mit Radbefestigungsbolzen
2.5 D	55	03/98→08/01	➡			24.0225-4015.2	480178	Ø 291 x 70 / 254,8 - RLG / - ABS Ring / mit Radbefestigungsbolzen
 Bremsbackensatz								
1.9 D	44	03/98→08/01	➡	→ 03/01; - ABS		03.0137-0153.2	650153	BDX Ø 255 x 46
			➡	+ ABS		03.0137-0330.2	650330	TRW Ø 254 x 57 + HEB
						03.0520-0825.3	690825	TRW Ø 254 x 57 + RZ / + Zub TopKit
2.5 D	55	03/98→08/01	➡			03.0137-0330.2	650330	TRW Ø 254 x 57 + HEB
						03.0520-0825.3	690825	TRW Ø 254 x 57 + RZ / + Zub TopKit













	kw					! #		
OPEL - ARENA Kasten (A97) 01/97→12/01								
 Radbremszylinder								
1.9 D	44	01/97→12/01	➡	03/98→09/01; - ABS		24.3223-1106.3	020317	BDX GG
			➡	03/98→09/01; + ABS		24.3225-1601.3	020359	TRW GG
2.5 D	55	01/97→12/01	➡	03/98→09/01		24.3225-1601.3	020359	TRW GG
Zubehörsatz, Bremsbacken								
1.9 D	44	01/97→12/01	➡	03/98→03/01; - ABS		03.0137-9211.2	669211	BDX
			➡	03/98→09/01; + ABS		03.0137-9216.2	669216	TRW
2.5 D	55	01/97→12/01	➡	03/98→09/01		03.0137-9216.2	669216	TRW
 Bremstrommel								
1.9 D	44	01/97→12/01	➡	03/98→09/01; + ABS		24.0225-4015.2	480178	Ø 291 x 70 / 254,8 - RLG / - ABS Ring / mit Radbefestigungsbolzen
2.5 D	55	01/97→12/01	➡	→ 09/01		24.0225-4015.2	480178	Ø 291 x 70 / 254,8 - RLG / - ABS Ring / mit Radbefestigungsbolzen
 Bremsbackensatz								
1.9 D	44	01/97→12/01	➡	03/98→03/01; - ABS		03.0137-0153.2	650153	BDX Ø 255 x 46
			➡	03/98→09/01; + ABS		03.0137-0330.2	650330	TRW Ø 254 x 57 + HEB
						03.0520-0825.3	690825	TRW Ø 254 x 57 + RZ / + Zub TopKit
2.5 D	55	01/97→12/01	➡	03/98→09/01		03.0137-0330.2	650330	TRW Ø 254 x 57 + HEB
						03.0520-0825.3	690825	TRW Ø 254 x 57 + RZ / + Zub TopKit
OPEL - ARENA Kasten (TB, TF) 03/98→08/01								
 Radbremszylinder								
1.9 D	44	03/98→08/01	➡	- ABS		24.3223-1106.3	020317	BDX GG
			➡	+ ABS		24.3225-1601.3	020359	TRW GG
2.5 D	55	03/98→08/01	➡			24.3225-1601.3	020359	TRW GG
Zubehörsatz, Bremsbacken								
1.9 D	44	03/98→08/01	➡	→ 03/01; - ABS		03.0137-9211.2	669211	BDX
			➡	+ ABS		03.0137-9216.2	669216	TRW
2.5 D	55	03/98→08/01	➡			03.0137-9216.2	669216	TRW
 Bremstrommel								
1.9 D	44	03/98→08/01	➡	+ ABS		24.0225-4015.2	480178	Ø 291 x 70 / 254,8 - RLG / - ABS Ring / mit Radbefestigungsbolzen
2.5 D	55	03/98→08/01	➡			24.0225-4015.2	480178	Ø 291 x 70 / 254,8 - RLG / - ABS Ring / mit Radbefestigungsbolzen
 Bremsbackensatz								
1.9 D	44	03/98→08/01	➡	→ 03/01; - ABS		03.0137-0153.2	650153	BDX Ø 255 x 46
			➡	+ ABS		03.0137-0330.2	650330	TRW Ø 254 x 57 + HEB
						03.0520-0825.3	690825	TRW Ø 254 x 57 + RZ / + Zub TopKit
2.5 D	55	03/98→08/01	➡			03.0137-0330.2	650330	TRW Ø 254 x 57 + HEB
						03.0520-0825.3	690825	TRW Ø 254 x 57 + RZ / + Zub TopKit
OPEL - ASTRA F (T92) 09/91→09/98								
 Radbremszylinder								
1.4 i	44	09/91→09/98	➡	10/91→; → R2500000	2	03.3217-3512.3	020032	Lucas GG
			➡	R2500001→	2	24.3219-1715.3	020122	ALU
						24.3219-1767.3	020552	GG
1.4 i 16V	66	02/96→09/98	➡	→ R2500000; nicht für Fahrzeuge mit verstärkter Bremse	2	03.3217-3512.3	020032	Lucas GG
1.4 Si	60	03/92→09/98	➡	R2500001→; nicht für Fahrzeuge mit verstärkter Bremse	2	24.3219-1715.3	020122	ALU
						24.3219-1767.3	020552	GG
			➡	für Fahrzeuge mit verstärkter Bremse	2	24.3219-1715.3	020122	ALU
						24.3219-1767.3	020552	GG
1.6	55	09/95→09/98	➡	→ R2500000	2	03.3217-3512.3	020032	Lucas GG
1.6 i	55	03/92→09/98						
→								























	kw					! #		
OPEL - ASTRA F (T92) 09/91→09/98								
 Radbremszylinder								
1.6 i 16V 1.7 D 1.7 TD 1.7 TDS 1.8 i 2.0 i	74 44 50 60 66 85	08/94→09/98 07/92→09/98 11/94→09/98 03/92→09/98 03/92→09/98 03/92→09/98	➡	R2500001→		2	24.3219-1715.3 020122 24.3219-1767.3 020552	ALU GG
1.8 i 16V	85	11/94→09/98	➡			2	24.3219-1715.3 020122 24.3219-1767.3 020552	ALU GG
Zubehörsatz, Bremsbacken								
1.4 i	44	09/91→09/98	➡	10/91→; → SP999999			03.0137-9166.2 669166	
			➡	T2500001→			03.0137-9167.2 669167	
1.4 i 16V 1.4 Si 1.6 1.6 i 1.7 D	66 60 55 55 44	02/96→09/98 03/92→09/98 09/95→09/98 03/92→09/98 07/92→09/98	➡	→ SP999999; Schaltgetriebe Automatikgetriebe T2500001→; Schaltgetriebe			03.0137-9166.2 669166 03.0137-9167.2 669167 03.0137-9167.2 669167	
1.6 i 16V 1.7 TD 1.7 TDS 1.8 i 1.8 i 16V 2.0 i	74 50 60 66 85 85	08/94→09/98 11/94→09/98 03/92→09/98 03/92→09/98 11/94→09/98 03/92→09/98	➡				03.0137-9167.2 669167	
 Bremstrommel								
1.4 i	44	09/91→09/98	➡	10/91→			24.0220-0011.2 480016	Ø 228 x 37,4 / 201
1.4 i 16V 1.4 Si	66 60	02/96→09/98 03/92→09/98	➡	Schaltgetriebe; für Fahrzeuge mit verstärkter Bremse			24.0220-0001.2 480013	Ø 242 x 53,5 / 201,3
			➡	Automatikgetriebe			24.0220-0001.2 480013	Ø 242 x 53,5 / 201,3
			➡	Schaltgetriebe; nicht für Fahrzeuge mit verstärkter Bremse			24.0220-0011.2 480016	Ø 228 x 37,4 / 201
1.6 1.6 i	55 55	09/95→09/98 03/92→09/98	➡	Automatikgetriebe Schaltgetriebe			24.0220-0001.2 480013 24.0220-0011.2 480016	Ø 242 x 53,5 / 201,3 Ø 228 x 37,4 / 201
1.6 i 16V 1.7 TD 1.7 TDS 1.8 i 1.8 i 16V 2.0 i	74 50 60 66 85 85	08/94→09/98 11/94→09/98 03/92→09/98 03/92→09/98 11/94→09/98 03/92→09/98	➡				24.0220-0001.2 480013	Ø 242 x 53,5 / 201,3
1.7 D	44	07/92→09/98	➡	für Fahrzeuge mit verstärkter Bremse			24.0220-0001.2 480013	Ø 242 x 53,5 / 201,3
			➡	nicht für Fahrzeuge mit verstärkter Bremse			24.0220-0011.2 480016	Ø 228 x 37,4 / 201
 Bremsbackensatz								
1.4 i	44	09/91→09/98	➡	10/91→; → SP999999			03.0137-0266.2 650266	Ø 200 x 29 + HEB
			➡	T2500001→			03.0137-0267.2 650267	Ø 200 x 46 + HEB
							03.0420-4019.3 684019	DEL Ø 200 x 46 + RZ / + Zub Kit
							03.0520-4019.3 694019	DEL Ø 200 x 46 + RZ / + Zub TopKit
			➡	R2500001→ SP999999			03.0520-1019.3 691019	TRW Ø 200 x 29 + RZ / + Zub TopKit
							03.0525-0010.3 EQ0010	TRW Ø 200 x 29 - RZ / + Zub Easy Quick
			➡	10/91→; → R2500000			03.0520-1917.3 691917	TRW Ø 200 x 29 + RZ / + Zub TopKit
							03.0525-0010.3 EQ0010	TRW Ø 200 x 29 - RZ / + Zub Easy Quick
1.4 i 16V 1.4 Si 1.6 1.6 i 1.7 D	66 60 55 55 44	02/96→09/98 03/92→09/98 09/95→09/98 03/92→09/98 07/92→09/98	➡	→ SP999999; Schaltgetriebe Automatikgetriebe T2500001→; Schaltgetriebe R2500001→ SP999999; Schaltgetriebe			03.0137-0266.2 650266 03.0137-0267.2 650267 03.0420-4019.3 684019 03.0520-4019.3 694019 03.0137-0267.2 650267 03.0420-4019.3 684019 03.0520-4019.3 694019 03.0520-1019.3 691019 03.0525-0010.3 EQ0010	Ø 200 x 29 + HEB Ø 200 x 46 + HEB DEL Ø 200 x 46 + RZ / + Zub Kit DEL Ø 200 x 46 + RZ / + Zub TopKit Ø 200 x 46 + HEB DEL Ø 200 x 46 + RZ / + Zub Kit DEL Ø 200 x 46 + RZ / + Zub TopKit TRW Ø 200 x 29 + RZ / + Zub TopKit TRW Ø 200 x 29 - RZ / + Zub Easy Quick
→								


















	kw					! #		
OPEL - ASTRA F (T92) 09/91→09/98								
 Bremsbackensatz								
1.4 i 16V 1.4 Si 1.6 1.6 i 1.7 D	66 60 55 55 44	02/96→09/98 03/92→09/98 09/95→09/98 03/92→09/98 07/92→09/98	➔	→ R2500000; Schaltgetriebe			03.0520-1917.3 691917 03.0525-0010.3 EQ0010	TRW Ø 200 x 29 + RZ / + Zub TopKit TRW Ø 200 x 29 - RZ / + Zub Easy Quick
1.6 i 16V 1.8 i 16V	74 85	08/94→09/98 11/94→09/98	➔				03.0137-0267.2 650267 03.0420-4019.3 684019 03.0520-4019.3 694019	Ø 200 x 46 + HEB DEL Ø 200 x 46 + RZ / + Zub Kit DEL Ø 200 x 46 + RZ / + Zub TopKit
1.7 TD 1.7 TDS 1.8 i 2.0 i	50 60 66 85	11/94→09/98 03/92→09/98 03/92→09/98 03/92→09/98	➔ ➔ ➔ ➔	R2500001→ → R2500000			03.0137-0267.2 650267 03.0420-4019.3 684019 03.0520-4019.3 694019 03.0520-3717.3 693717	Ø 200 x 46 + HEB DEL Ø 200 x 46 + RZ / + Zub Kit DEL Ø 200 x 46 + RZ / + Zub TopKit Ø 200 x 46 + RZ / + Zub TopKit
 Bremsbackensatz, Feststellbremse								
1.8 i 16V 2.0 i 16V	85 100	11/94→09/98 02/95→09/98	➔				03.0137-0172.2 650172	Ø 160 x 25
Zubehörsatz, Feststellbremsbacken								
1.8 i 16V 2.0 i 16V	85 100	11/94→09/98 02/95→09/98	➔				03.0137-9243.2 669243	
 Seilzug, Feststellbremse								
1.4 1.4 i 16V 1.6 1.6 i 1.6 i 16V 1.7 D 1.7 TD 1.7 TDS 1.8 i 2.0 i	60 66 55 55 74 44 50 60 66 85	09/92→09/98 02/96→09/98 09/95→09/98 03/92→09/98 08/94→09/98 07/92→09/98 11/94→09/98 03/92→09/98 03/92→09/98 03/92→09/98		Trommelbremse; ⬇	1		24.3727-0735.2 580735	L= 1.273 L2= 1.690 + Zub
1.4 i 1.8 i 16V 2.0 i 16V	44 85 100	09/91→09/98 11/94→09/98 02/95→09/98		10/91→; Trommelbremse; ⬇ Trommelbremse; ⬇ Scheibenbremse; ⬇	1 1 1		24.3727-0735.2 580735 24.3727-0732.2 580732 24.3727-0742.2 580742	L= 1.273 L2= 1.690 + Zub L= 1.288 L2= 1.398 + Zub L= 1.175 L2= 1.575 + Zub
OPEL - ASTRA F Cabriolet (T92) 03/93→03/01								
 Radbremszylinder								
1.4 i 16V 1.4 Si 1.6 i	66 60 55	01/96→03/01 05/93→03/01 01/96→03/01	➔ ➔ ➔	→ R2500000 R2500001→	2 2		03.3217-3512.3 020032 24.3219-1715.3 020122 24.3219-1767.3 020552	Lucas GG ALU GG
1.8 i 16V	85	11/94→03/01	➔ ➔ ➔	→ R2500000 R2500001→	2 2 2		03.3217-3512.3 020032 24.3219-1715.3 020122 24.3219-1767.3 020552 24.3219-1767.3 020552	Lucas GG ALU GG ALU GG
Zubehörsatz, Bremsbacken								
1.4 i 16V 1.4 Si 1.6 i 1.8 i 16V	66 60 55 85	01/96→03/01 05/93→03/01 01/96→03/01 11/94→03/01	➔				03.0137-9167.2 669167	
 Bremstrommel								
1.4 i 16V 1.4 Si 1.6 i 1.8 i 16V	66 60 55 85	01/96→03/01 05/93→03/01 01/96→03/01 11/94→03/01	➔				24.0220-0001.2 480013	Ø 242 x 53,5 / 201,3
 Bremsbackensatz								
1.4 i 16V 1.4 Si 1.6 i	66 60 55	01/96→03/01 05/93→03/01 01/96→03/01	➔ ➔ ➔	R2500001→ → R2500000			03.0137-0267.2 650267 03.0420-4019.3 684019 03.0520-4019.3 694019 03.0520-3717.3 693717	Ø 200 x 46 + HEB DEL Ø 200 x 46 + RZ / + Zub Kit DEL Ø 200 x 46 + RZ / + Zub TopKit Ø 200 x 46 + RZ / + Zub TopKit
1.8 i 16V	85	11/94→03/01	➔				03.0137-0267.2 650267 03.0420-4019.3 684019	Ø 200 x 46 + HEB DEL Ø 200 x 46 + RZ / + Zub Kit





















	kw			 	! #		
OPEL - ASTRA F Cabriolet (T92) 03/93→03/01							
 Bremsbackensatz							
1.8 i 16V	85	11/94→03/01	➔			03.0520-4019.3 694019	DEL Ø 200 x 46 + RZ / + Zub TopKit
			➔	R2500001→		03.0420-4019.3 684019	DEL Ø 200 x 46 + RZ / + Zub Kit
						03.0520-4019.3 694019	DEL Ø 200 x 46 + RZ / + Zub TopKit
			➔	→ R2500000		03.0520-3717.3 693717	Ø 200 x 46 + RZ / + Zub TopKit
 Bremsbackensatz, Feststellbremse							
1.8 i 16V	85	11/94→03/01	➔	→ 09/98		03.0137-0172.2 650172	Ø 160 x 25
Zubehörsatz, Feststellbremsbacken							
1.8 i 16V	85	11/94→03/01	➔	→ 09/98		03.0137-9243.2 669243	
 Seilzug, Feststellbremse							
1.8 i 16V	85	11/94→03/01		→ 09/98; Trommelbremse; ⚠	1	24.3727-0732.2 580732	L= 1.288 L2= 1.398 + Zub
				→ 09/98; Scheibenbremse; ⚠	1	24.3727-0742.2 580742	L= 1.175 L2= 1.575 + Zub
OPEL - ASTRA F Caravan (T92) 09/91→01/98							
 Radbremszylinder							
1.4	60	09/92→01/98	➔		2	24.3219-1715.3 020122	ALU
1.4 i 16V	66	02/96→01/98				24.3219-1767.3 020552	GG
1.4 Si	60	03/92→01/98					
1.6	55	09/95→01/98					
1.6 i 16V	74	08/94→01/98					
1.7 D	44	07/92→01/98					
1.7 TD	50	11/94→01/98					
1.7 TDS	60	12/91→01/98					
1.8 i 16V	85	07/94→01/98					
1.4 i	44	09/91→01/98	➔	10/91→	2	24.3219-1715.3 020122	ALU
1.6 i	55	09/91→01/98				24.3219-1767.3 020552	GG
1.8 i	66	09/91→01/98					
Zubehörsatz, Bremsbacken							
1.4	60	09/92→01/98	➔	→ SP999999		03.0137-9167.2 669167	
1.4 i 16V	66	02/96→01/98					
1.4 Si	60	03/92→01/98	➔	T2500001→		03.0137-9215.2 669215	
1.6	55	09/95→01/98					
1.6 i 16V	74	08/94→01/98					
1.7 D	44	07/92→01/98					
1.7 TD	50	11/94→01/98					
1.7 TDS	60	12/91→01/98					
1.8 i 16V	85	07/94→01/98					
1.4 i	44	09/91→01/98	➔	10/91→; → SP999999		03.0137-9167.2 669167	
1.6 i	55	09/91→01/98					
1.8 i	66	09/91→01/98	➔	T2500001→		03.0137-9215.2 669215	
 Bremstrommel							
1.4	60	09/92→01/98	➔	→ ST999999		24.0220-0001.2 480013	Ø 242 x 53,5 / 201,3
1.4 i 16V	66	02/96→01/98					
1.4 Si	60	03/92→01/98	➔	T2500001→		24.0223-0013.2 480061	Ø 265 x 50 / 231
1.6	55	09/95→01/98					
1.6 i 16V	74	08/94→01/98					
1.7 D	44	07/92→01/98					
1.7 TD	50	11/94→01/98					
1.7 TDS	60	12/91→01/98					
1.8 i 16V	85	07/94→01/98					
1.4 i	44	09/91→01/98	➔	10/91→; → ST999999		24.0220-0001.2 480013	Ø 242 x 53,5 / 201,3
1.6 i	55	09/91→01/98					
1.8 i	66	09/91→01/98	➔	T2500001→		24.0223-0013.2 480061	Ø 265 x 50 / 231
 Bremsbackensatz							
1.4	60	09/92→01/98	➔	→ SP999999		03.0137-0267.2 650267	Ø 200 x 46 + HEB
1.4 i 16V	66	02/96→01/98				03.0420-4019.3 684019	DEL Ø 200 x 46 + RZ / + Zub Kit
1.4 Si	60	03/92→01/98				03.0520-4019.3 694019	DEL Ø 200 x 46 + RZ / + Zub TopKit
1.6	55	09/95→01/98					
1.6 i 16V	74	08/94→01/98					
1.7 D	44	07/92→01/98	➔	T2500001→		03.0137-0322.2 650322	Ø 230 x 42
1.7 TD	50	11/94→01/98				03.0520-5719.3 695719	TRW Ø 230 x 42 + RZ / + Zub TopKit
1.7 TDS	60	12/91→01/98					
1.8 i 16V	85	07/94→01/98					
1.4 i	44	09/91→01/98	➔	10/91→; → SP999999		03.0137-0267.2 650267	Ø 200 x 46 + HEB
1.6 i	55	09/91→01/98				03.0420-4019.3 684019	DEL Ø 200 x 46 + RZ / + Zub Kit
1.8 i	66	09/91→01/98				03.0520-4019.3 694019	DEL Ø 200 x 46 + RZ / + Zub TopKit
→							








	kw					! #		
OPEL - ASTRA F Caravan (T92) 09/91→01/98								
 Bremsbackensatz								
1.4 i 1.6 i 1.8 i	44 55 66	09/91→01/98 09/91→01/98 09/91→01/98	➔	T2500001→			03.0137-0322.2 650322 03.0520-5719.3 695719	Ø 230 x 42 TRW Ø 230 x 42 + RZ / + Zub TopKit
 Bremsbackensatz, Feststellbremse								
1.8 i 16V	85 - 92	06/93→01/98	➔				03.0137-0172.2 650172	Ø 160 x 25
Zubehörsatz, Feststellbremsbacken								
1.8 i 16V	85 - 92	06/93→01/98	➔				03.0137-9243.2 669243	
 Seilzug, Feststellbremse								
1.4 1.4 i 16V 1.4 Si 1.6 1.6 i 16V 1.7 D 1.7 TD 1.7 TDS	60 66 60 55 74 44 50 60	09/92→01/98 02/96→01/98 03/92→01/98 09/95→01/98 08/94→01/98 07/92→01/98 11/94→01/98 12/91→01/98		Trommelbremse; ↓	1		24.3727-0732.2 580732	L= 1.288 L2= 1.398 + Zub
1.4 i 1.6 i 1.8 i	44 55 66	09/91→01/98 09/91→01/98 09/91→01/98		10/91→; Trommelbremse; ↓	1		24.3727-0732.2 580732	L= 1.288 L2= 1.398 + Zub
1.8 i 16V	85 - 92	06/93→01/98		Trommelbremse; ↓	1		24.3727-0732.2 580732	L= 1.288 L2= 1.398 + Zub
				Scheibenbremse; ↓	1		24.3727-0742.2 580742	L= 1.175 L2= 1.575 + Zub
OPEL - ASTRA F CC (T92) 09/91→02/98								
 Radbremszylinder								
1.4 i 1.6 1.6 i 16V 1.7 D 1.7 TD 1.7 TDS	44 55 74 44 50 60	09/91→01/98 09/95→01/98 08/94→01/98 07/92→01/98 11/94→01/98 12/91→01/98	➔	→ R2500000	2		03.3217-3512.3 020032	Lucas GG
			➔	R2500001→	2		24.3219-1715.3 020122 24.3219-1767.3 020552	ALU GG
1.4 i 16V 1.4 Si	66 60	09/96→02/98 03/92→01/98	➔	→ R2500000; nicht für Fahrzeuge mit verstärkter Bremse	2		03.3217-3512.3 020032	Lucas GG
			➔	R2500001→; nicht für Fahrzeuge mit verstärkter Bremse	2		24.3219-1715.3 020122 24.3219-1767.3 020552	ALU GG
			➔	für Fahrzeuge mit verstärkter Bremse	2		24.3219-1715.3 020122 24.3219-1767.3 020552	ALU GG
1.6 i 1.8 i 2.0 i	55 66 85	09/91→01/98 09/91→01/98 09/91→01/98	➔	10/91→; → R2500000	2		03.3217-3512.3 020032	Lucas GG
			➔	R2500001→	2		24.3219-1715.3 020122 24.3219-1767.3 020552	ALU GG
1.8 i 16V	85	09/94→01/98	➔	11/94→	2		24.3219-1715.3 020122 24.3219-1767.3 020552	ALU GG
Zubehörsatz, Bremsbacken								
1.4 i	44	09/91→01/98	➔	→ SP999999			03.0137-9166.2 669166	
			➔	T2500001→			03.0137-9167.2 669167	
1.4 i 16V 1.4 Si 1.6 1.7 D	66 60 55 44	09/96→02/98 03/92→01/98 09/95→01/98 07/92→01/98	➔	→ SP999999; Schaltgetriebe			03.0137-9166.2 669166	
			➔	Automatikgetriebe			03.0137-9167.2 669167	
			➔	T2500001→; Schaltgetriebe			03.0137-9167.2 669167	
1.6 i	55	09/91→01/98	➔	10/91→; → SP999999; Schaltgetriebe			03.0137-9166.2 669166	
			➔	10/91→; Automatikgetriebe			03.0137-9167.2 669167	
			➔	T2500001→; Schaltgetriebe			03.0137-9167.2 669167	
1.6 i 16V 1.7 TD 1.7 TDS	74 50 60	08/94→01/98 11/94→01/98 12/91→01/98	➔				03.0137-9167.2 669167	
1.8 i 2.0 i	66 85	09/91→01/98 09/91→01/98	➔	10/91→			03.0137-9167.2 669167	
1.8 i 16V	85	09/94→01/98	➔	11/94→			03.0137-9167.2 669167	
 Bremstrommel								
1.4 i	44	09/91→01/98	➔				24.0220-0011.2 480016	Ø 228 x 37,4 / 201
1.4 i 16V 1.4 Si	66 60	09/96→02/98 03/92→01/98	➔	Schaltgetriebe; für Fahrzeuge mit verstärkter Bremse			24.0220-0001.2 480013	Ø 242 x 53,5 / 201,3
			➔	Automatikgetriebe			24.0220-0001.2 480013	Ø 242 x 53,5 / 201,3
→								























	kw			 	! #		
OPEL - ASTRA F CC (T92) 09/91→02/98							
Bremstrommel							
1.4 i 16V 1.4 Si	66 60	09/96→02/98 03/92→01/98	➡	Schaltgetriebe; nicht für Fahrzeuge mit verstärkter Bremse		24.0220-0011.2 480016	Ø 228 x 37,4 / 201
1.6	55	09/95→01/98	➡	Automatikgetriebe		24.0220-0001.2 480013	Ø 242 x 53,5 / 201,3
			➡	Schaltgetriebe		24.0220-0011.2 480016	Ø 228 x 37,4 / 201
1.6 i	55	09/91→01/98	➡	10/91→; Automatikgetriebe		24.0220-0001.2 480013	Ø 242 x 53,5 / 201,3
			➡	10/91→; Schaltgetriebe		24.0220-0011.2 480016	Ø 228 x 37,4 / 201
1.6 i 16V 1.7 TD 1.7 TDS	74 50 60	08/94→01/98 11/94→01/98 12/91→01/98	➡			24.0220-0001.2 480013	Ø 242 x 53,5 / 201,3
1.7 D	44	07/92→01/98	➡	für Fahrzeuge mit verstärkter Bremse		24.0220-0001.2 480013	Ø 242 x 53,5 / 201,3
			➡	nicht für Fahrzeuge mit verstärkter Bremse		24.0220-0011.2 480016	Ø 228 x 37,4 / 201
1.8 i 2.0 i	66 85	09/91→01/98 09/91→01/98	➡	10/91→		24.0220-0001.2 480013	Ø 242 x 53,5 / 201,3
1.8 i 16V	85	09/94→01/98	➡	11/94→		24.0220-0001.2 480013	Ø 242 x 53,5 / 201,3
Bremsbackensatz							
1.4 i	44	09/91→01/98	➡	→ SP999999		03.0137-0266.2 650266	Ø 200 x 29 + HEB
			➡	T2500001→		03.0137-0267.2 650267	Ø 200 x 46 + HEB
						03.0420-4019.3 684019	DEL Ø 200 x 46 + RZ / + Zub Kit
						03.0520-4019.3 694019	DEL Ø 200 x 46 + RZ / + Zub TopKit
			➡	R2500001→ SP999999		03.0520-1019.3 691019	TRW Ø 200 x 29 + RZ / + Zub TopKit
			03.0525-0010.3 EQ0010	TRW Ø 200 x 29 - RZ / + Zub Easy Quick			
➡	→ R2500000		03.0520-1917.3 691917	TRW Ø 200 x 29 + RZ / + Zub TopKit			
			03.0525-0010.3 EQ0010	TRW Ø 200 x 29 - RZ / + Zub Easy Quick			
1.4 i 16V 1.4 Si 1.6 1.7 D	66 60 55 44	09/96→02/98 03/92→01/98 09/95→01/98 07/92→01/98	➡	→ SP999999; Schaltgetriebe		03.0137-0266.2 650266	Ø 200 x 29 + HEB
			➡	Automatikgetriebe		03.0137-0267.2 650267	Ø 200 x 46 + HEB
						03.0420-4019.3 684019	DEL Ø 200 x 46 + RZ / + Zub Kit
						03.0520-4019.3 694019	DEL Ø 200 x 46 + RZ / + Zub TopKit
			➡	T2500001→; Schaltgetriebe		03.0137-0267.2 650267	Ø 200 x 46 + HEB
						03.0420-4019.3 684019	DEL Ø 200 x 46 + RZ / + Zub Kit
			03.0520-4019.3 694019	DEL Ø 200 x 46 + RZ / + Zub TopKit			
➡	R2500001→ SP999999; Schaltgetriebe		03.0520-1019.3 691019	TRW Ø 200 x 29 + RZ / + Zub TopKit			
			03.0525-0010.3 EQ0010	TRW Ø 200 x 29 - RZ / + Zub Easy Quick			
➡	→ R2500000; Schaltgetriebe		03.0520-1917.3 691917	TRW Ø 200 x 29 + RZ / + Zub TopKit			
			03.0525-0010.3 EQ0010	TRW Ø 200 x 29 - RZ / + Zub Easy Quick			
1.6 i	55	09/91→01/98	➡	10/91→; → SP999999; Schaltgetriebe		03.0137-0266.2 650266	Ø 200 x 29 + HEB
			➡	10/91→; Automatikgetriebe		03.0137-0267.2 650267	Ø 200 x 46 + HEB
						03.0420-4019.3 684019	DEL Ø 200 x 46 + RZ / + Zub Kit
						03.0520-4019.3 694019	DEL Ø 200 x 46 + RZ / + Zub TopKit
			➡	T2500001→; Schaltgetriebe		03.0137-0267.2 650267	Ø 200 x 46 + HEB
			03.0420-4019.3 684019	DEL Ø 200 x 46 + RZ / + Zub Kit			
			03.0520-4019.3 694019	DEL Ø 200 x 46 + RZ / + Zub TopKit			
➡	R2500001→ SP999999; Schaltgetriebe		03.0520-1019.3 691019	TRW Ø 200 x 29 + RZ / + Zub TopKit			
			03.0525-0010.3 EQ0010	TRW Ø 200 x 29 - RZ / + Zub Easy Quick			
➡	10/91→; → R2500000; Schaltgetriebe		03.0520-1917.3 691917	TRW Ø 200 x 29 + RZ / + Zub TopKit			
			03.0525-0010.3 EQ0010	TRW Ø 200 x 29 - RZ / + Zub Easy Quick			
1.6 i 16V →	74	08/94→01/98	➡			03.0137-0267.2 650267	Ø 200 x 46 + HEB
						03.0420-4019.3 684019	DEL Ø 200 x 46 + RZ / + Zub Kit

	kw					! #		
OPEL - ASTRA F CC (T92) 09/91→02/98								
 Bremsbackensatz								
1.6 i 16V	74	08/94→01/98	➔				03.0520-4019.3 694019	DEL Ø 200 x 46 + RZ / + Zub TopKit
1.7 TD	50	11/94→01/98	➔				03.0137-0267.2 650267	Ø 200 x 46 + HEB
1.7 TDS	60	12/91→01/98	➔	R2500001→			03.0420-4019.3 684019	DEL Ø 200 x 46 + RZ / + Zub Kit
			➔				03.0520-4019.3 694019	DEL Ø 200 x 46 + RZ / + Zub TopKit
			➔	→ R2500000			03.0520-3717.3 693717	Ø 200 x 46 + RZ / + Zub TopKit
1.8 i	66	09/91→01/98	➔	10/91→			03.0137-0267.2 650267	Ø 200 x 46 + HEB
2.0 i	85	09/91→01/98	➔	R2500001→			03.0420-4019.3 684019	DEL Ø 200 x 46 + RZ / + Zub Kit
			➔				03.0520-4019.3 694019	DEL Ø 200 x 46 + RZ / + Zub TopKit
			➔	10/91→; → R2500000			03.0520-3717.3 693717	Ø 200 x 46 + RZ / + Zub TopKit
1.8 i 16V	85	09/94→01/98	➔	11/94→			03.0137-0267.2 650267	Ø 200 x 46 + HEB
							03.0420-4019.3 684019	DEL Ø 200 x 46 + RZ / + Zub Kit
							03.0520-4019.3 694019	DEL Ø 200 x 46 + RZ / + Zub TopKit
 Bremsbackensatz, Feststellbremse								
1.8 i 16V	85	09/94→01/98	➔				03.0137-0172.2 650172	Ø 160 x 25
2.0 i 16V	100	02/95→01/98						
2.0 GSI 16V	110	09/91→01/98	➔	10/91→			03.0137-0172.2 650172	Ø 160 x 25
Zubehörsatz, Feststellbremsbacken								
1.8 i 16V	85	09/94→01/98	➔				03.0137-9243.2 669243	
2.0 i 16V	100	02/95→01/98						
2.0 GSI 16V	110	09/91→01/98	➔	10/91→			03.0137-9243.2 669243	
 Seilzug, Feststellbremse								
1.4	60	09/92→01/98		Trommelbremse; ↓	1	24.3727-0735.2 580735		L= 1.273 L2= 1.690 + Zub
1.4 i	44	09/91→01/98						
1.4 i 16V	66	09/96→02/98						
1.6	55	09/95→01/98						
1.6 i 16V	74	08/94→01/98						
1.7 D	44	07/92→01/98						
1.7 TD	50	11/94→01/98						
1.7 TDS	60	12/91→01/98						
1.6 i	55	09/91→01/98		10/91→; Trommelbremse; ↓	1	24.3727-0735.2 580735		L= 1.273 L2= 1.690 + Zub
1.8 i	66	09/91→01/98						
2.0 i	85	09/91→01/98						
1.8 i 16V	85	09/94→01/98		Trommelbremse; ↓	1	24.3727-0732.2 580732		L= 1.288 L2= 1.398 + Zub
2.0 i 16V	100	02/95→01/98		Scheibenbremse; ↓	1	24.3727-0742.2 580742		L= 1.175 L2= 1.575 + Zub
2.0 GSI 16V	110	09/91→01/98		10/91→; Trommelbremse; ↓	1	24.3727-0732.2 580732		L= 1.288 L2= 1.398 + Zub
				10/91→; Scheibenbremse; ↓	1	24.3727-0742.2 580742		L= 1.175 L2= 1.575 + Zub
OPEL - ASTRA F CLASSIC Caravan (T92) 01/98→01/05								
 Radbremszylinder								
1.4 i	44	01/98→01/05	➔		2	24.3219-1715.3 020122		ALU
1.6 i	55	01/98→01/05						
1.6 i 16V	74	01/98→01/05						
Zubehörsatz, Bremsbacken								
1.4 i	44	01/98→01/05	➔				03.0137-9215.2 669215	
1.6 i	55	01/98→01/05						
1.6 i 16V	74	01/98→01/05						
 Bremstrommel								
1.4 i	44	01/98→01/05	➔				24.0223-0013.2 480061	Ø 265 x 50 / 231
1.6 i	55	01/98→01/05						
1.6 i 16V	74	01/98→01/05						
 Bremsbackensatz								
1.4 i	44	01/98→01/05	➔	→ SP999999			03.0137-0267.2 650267	Ø 200 x 46 + HEB
1.6 i	55	01/98→01/05					03.0420-4019.3 684019	DEL Ø 200 x 46 + RZ / + Zub Kit
1.6 i 16V	74	01/98→01/05					03.0520-4019.3 694019	DEL Ø 200 x 46 + RZ / + Zub TopKit
			➔	T2500001→			03.0137-0322.2 650322	Ø 230 x 42
							03.0520-5719.3 695719	TRW Ø 230 x 42 + RZ / + Zub TopKit








	kw					! #			
OPEL - ASTRA F CLASSIC Caravan (T92) 01/98→01/05									
 Seilzug, Feststellbremse									
1.4 i	44	01/98→01/05				1	24.3727-0732.2	580732	L= 1.288 L2= 1.398 + Zub
1.6 i	55	01/98→01/05							
1.6 i 16V	74	01/98→01/05							
OPEL - ASTRA F CLASSIC CC (T92) 01/98→08/02									
 Radbremsszylinder									
1.4 i	44	01/98→08/02	➔			2	24.3219-1715.3	020122	ALU
1.6 i	55	01/98→08/02							
1.6 i 16V	74	01/98→08/02							
Zubehörsatz, Bremsbacken									
1.4 i	44	01/98→08/02	➔				03.0137-9167.2	669167	
1.6 i	55	01/98→08/02							
1.6 i 16V	74	01/98→08/02							
 Bremstrommel									
1.4 i	44	01/98→08/02	➔				24.0220-0001.2	480013	Ø 242 x 53,5 / 201,3
1.6 i	55	01/98→08/02							
1.6 i 16V	74	01/98→08/02							
 Bremsbackensatz									
1.4 i	44	01/98→08/02	➔				03.0137-0267.2	650267	Ø 200 x 46 + HEB
1.6 i	55	01/98→08/02							
1.6 i 16V	74	01/98→08/02							
 Seilzug, Feststellbremse									
1.4 i	44	01/98→08/02				1	24.3727-0735.2	580735	L= 1.273 L2= 1.690 + Zub
1.6 i	55	01/98→08/02							
1.6 i 16V	74	01/98→08/02							
OPEL - ASTRA F CLASSIC Stufenheck (T92) 01/98→08/02									
 Radbremsszylinder									
1.4 i	44	01/98→08/02	➔			2	24.3219-1715.3	020122	ALU
1.6 i	55	01/98→08/02							
1.6 i 16V	74	01/98→08/02	➔			2	24.3219-1715.3	020122	ALU
							24.3219-1767.3	020552	GG
Zubehörsatz, Bremsbacken									
1.4 i	44	01/98→08/02	➔				03.0137-9167.2	669167	
1.6 i	55	01/98→08/02							
1.6 i 16V	74	01/98→08/02							
 Bremstrommel									
1.4 i	44	01/98→08/02	➔				24.0220-0001.2	480013	Ø 242 x 53,5 / 201,3
1.6 i	55	01/98→08/02							
1.6 i 16V	74	01/98→08/02							
 Bremsbackensatz									
1.4 i	44	01/98→08/02	➔				03.0137-0267.2	650267	Ø 200 x 46 + HEB
1.6 i	55	01/98→08/02							
1.6 i 16V	74	01/98→08/02							
 Seilzug, Feststellbremse									
1.4 i	44	01/98→08/02				1	24.3727-0735.2	580735	L= 1.273 L2= 1.690 + Zub
1.6 i	55	01/98→08/02							
1.6 i 16V	74	01/98→08/02							
OPEL - ASTRA F Kasten/Kombi (T92) 10/91→01/99									
 Radbremsszylinder									
1.4 i	44	10/91→01/99	➔	→ 09/98			24.3219-1715.3	020122	ALU
1.7 D	44	07/92→01/99					24.3219-1767.3	020552	GG
1.7 TD	50	08/94→01/99							
1.6 i	55	10/91→02/98	➔				24.3219-1715.3	020122	ALU
1.7 TD	60	03/95→02/98					24.3219-1767.3	020552	GG
Zubehörsatz, Bremsbacken									
1.4 i	44	10/91→01/99	➔	→ SP999999			03.0137-9167.2	669167	
1.7 D	44	07/92→01/99	➔						
1.7 TD	50	08/94→01/99	➔	T2500001→; → 09/98			03.0137-9215.2	669215	
1.6 i	55	10/91→02/98	➔	→ SP999999			03.0137-9167.2	669167	
1.7 TD	60	03/95→02/98	➔	T2500001→			03.0137-9215.2	669215	
→									
































	kw					! #		
OPEL - ASTRA F Kasten/Kombi (T92) 10/91→01/99								
 Bremstrommel								
1.4 i 1.7 D 1.7 TD	44 44 50	10/91→01/99 07/92→01/99 08/94→01/99	→ → →	→ ST999999 T2500001→; → 09/98			24.0220-0001.2 480013 24.0223-0013.2 480061	∅ 242 x 53,5 / 201,3 ∅ 265 x 50 / 231
1.6 i 1.7 TD	55 60	10/91→02/98 03/95→02/98	→ →	→ ST999999 T2500001→			24.0220-0001.2 480013 24.0223-0013.2 480061	∅ 242 x 53,5 / 201,3 ∅ 265 x 50 / 231
 Bremsbackensatz								
1.4 i 1.7 D 1.7 TD	44 44 50	10/91→01/99 07/92→01/99 08/94→01/99	→ → →	→ SP999999 T2500001→; → 09/98			03.0137-0267.2 650267 03.0420-4019.3 684019 03.0520-4019.3 694019	∅ 200 x 46 + HEB DEL ∅ 200 x 46 + RZ / + Zub Kit DEL ∅ 200 x 46 + RZ / + Zub TopKit
			→	T2500001→; → 09/98			03.0137-0322.2 650322 03.0520-5719.3 695719	∅ 230 x 42 TRW ∅ 230 x 42 + RZ / + Zub TopKit
1.6 i 1.7 TD	55 60	10/91→02/98 03/95→02/98	→ →	→ SP999999 T2500001→			03.0137-0267.2 650267 03.0420-4019.3 684019 03.0520-4019.3 694019	∅ 200 x 46 + HEB DEL ∅ 200 x 46 + RZ / + Zub Kit DEL ∅ 200 x 46 + RZ / + Zub TopKit
			→	T2500001→			03.0137-0322.2 650322 03.0520-5719.3 695719	∅ 230 x 42 TRW ∅ 230 x 42 + RZ / + Zub TopKit
 Seilzug, Feststellbremse								
1.4 i 1.7 D 1.7 TD	44 44 50	10/91→01/99 07/92→01/99 08/94→01/99		→ 09/98; Trommelbremse; 	1		24.3727-0732.2 580732	L= 1.288 L2= 1.398 + Zub
1.6 i 1.7 TD	55 60	10/91→02/98 03/95→02/98		Trommelbremse; 	1		24.3727-0732.2 580732	L= 1.288 L2= 1.398 + Zub
OPEL - ASTRA G Cabriolet (T98) 03/01→10/05								
 Seilzug, Feststellbremse								
2.0 16V Turbo 2.0 OPC 2.2 16V 2.2 DTI	147 141 108 92	11/02→10/05 03/02→10/05 03/01→10/05 09/02→10/05		42000001→; Scheibenbremse; 	1		24.3727-0748.2 580748	L= 279 + Zub
				→ 22006460; Scheibenbremse; 	1		24.3727-0748.2 580748	L= 279 + Zub
				22006461→ 38999999; Scheibenbremse; 	1		24.3727-0748.2 580748	L= 279 + Zub
				→ 22006460; Scheibenbremse; 	1		24.3727-0752.2 580752	L= 1.593 L2= 1.593 + Zub
				22006461→ 38999999; Scheibenbremse; 	1		24.3727-0753.2 580753	L= 1.592 L2= 1.592 + Zub
				42000001→; Scheibenbremse; 	1		24.3727-0783.2 580783	L= 1.587 L2= 1.587 + Zub
OPEL - ASTRA G Caravan (T98) 02/98→07/04								
 Radbremszylinder								
1.2 16V 1.6 1.6 16V 1.7 TD	48 55 74 50	02/98→09/00 02/98→09/00 02/98→07/04 02/98→08/00	→ → → →	04/98→	2		24.3219-1715.3 020122	ALU
1.2 16V 1.4 16V 1.4 LPG 1.6 1.6 CNG 1.6 LPG 1.7 DTI 16V	55 66 66 62 - 76 71 74 - 76 55	09/00→07/04 06/98→07/04 03/98→07/04 09/00→07/04 03/03→07/04 03/98→07/04 02/00→07/04	→ → → → → → →		2		24.3219-1715.3 020122	ALU
Zubehörsatz, Bremsbacken								
1.2 16V 1.6 1.6 16V	48 55 74	02/98→09/00 02/98→09/00 02/98→07/04	→ → →	22000001→ 04/98→; → 18999999			03.0137-9215.2 669215 03.0137-9215.2 669215	
1.2 16V 1.4 16V 1.4 LPG 1.6 1.6 CNG 1.6 LPG 1.7 DTI 16V	55 66 66 62 - 76 71 74 - 76 55	09/00→07/04 06/98→07/04 03/98→07/04 09/00→07/04 03/03→07/04 03/98→07/04 02/00→07/04	→ → → → → → →	22000001→ → 18999999			03.0137-9215.2 669215 03.0137-9215.2 669215	
1.7 TD →	50	02/98→08/00	→	04/98→			03.0137-9215.2 669215	

	kw			 	! #		
OPEL - ASTRA G Caravan (T98) 02/98→07/04							
Bremstrommel							
1.2 16V 1.6 1.6 16V 1.7 TD	48 55 74 50	02/98→09/00 02/98→09/00 02/98→07/04 02/98→08/00	➔	04/98→		24.0223-0013.2 480061	Ø 265 x 50 / 231
1.2 16V 1.4 16V 1.4 LPG 1.6 1.6 CNG 1.6 LPG 1.7 DTI 16V	55 66 66 62 - 76 71 74 - 76 55	09/00→07/04 06/98→07/04 03/98→07/04 09/00→07/04 03/03→07/04 03/98→07/04 02/00→07/04	➔			24.0223-0013.2 480061	Ø 265 x 50 / 231
Bremsbackensatz							
1.2 16V 1.6 1.6 16V	48 55 74	02/98→09/00 02/98→09/00 02/98→07/04	➔	04/98→; → 18999999		03.0137-0322.2 650322 03.0520-5719.3 695719	Ø 230 x 42 TRW Ø 230 x 42 + RZ / + Zub TopKit
			➔	22000001→		03.0137-0424.2 650424 03.0520-6019.3 696019	Ø 230 x 42 + HEB Ø 230 x 42 + RZ / + Zub TopKit
1.2 16V 1.4 16V 1.4 LPG 1.6 1.6 CNG 1.6 LPG 1.7 DTI 16V	55 66 66 62 - 76 71 74 - 76 55	09/00→07/04 06/98→07/04 03/98→07/04 09/00→07/04 03/03→07/04 03/98→07/04 02/00→07/04	➔	→ 18999999		03.0137-0322.2 650322 03.0520-5719.3 695719	Ø 230 x 42 TRW Ø 230 x 42 + RZ / + Zub TopKit
			➔	22000001→		03.0137-0424.2 650424 03.0520-6019.3 696019	Ø 230 x 42 + HEB Ø 230 x 42 + RZ / + Zub TopKit
1.7 TD	50	02/98→08/00	➔	04/98→		03.0137-0322.2 650322 03.0520-5719.3 695719	Ø 230 x 42 TRW Ø 230 x 42 + RZ / + Zub TopKit
Seilzug, Feststellbremse							
1.2 16V 1.6 1.6 16V	48 55 74	02/98→09/00 02/98→09/00 02/98→07/04		04/98→; Trommelbremse; ↓	2	24.3727-0746.2 580746	L= 182 + Zub
				04/98→; Trommelbremse; ↓	1	24.3727-0747.2 580747	L= 1.252 L2= 1.252 + Zub
				42000001→; Scheibenbremse; ↑	1	24.3727-0748.2 580748	L= 279 + Zub
				04/98→; → 22006460; Scheibenbremse; ↑	1	24.3727-0748.2 580748	L= 279 + Zub
				04/98→; Trommelbremse; ↑	1	24.3727-0748.2 580748	L= 279 + Zub
				22006461→ 38999999; Scheibenbremse; ↑	1	24.3727-0748.2 580748	L= 279 + Zub
				04/98→; → 22006460; Scheibenbremse; ↓	1	24.3727-0752.2 580752	L= 1.593 L2= 1.593 + Zub
				22006461→ 38999999; Scheibenbremse; ↓	1	24.3727-0753.2 580753	L= 1.592 L2= 1.592 + Zub
				42000001→; Scheibenbremse; ↓	1	24.3727-0783.2 580783	L= 1.587 L2= 1.587 + Zub
1.2 16V 1.4 16V 1.4 LPG 1.6 1.6 CNG 1.6 LPG 1.7 DTI 16V	55 66 66 62 - 76 71 74 - 76 55	09/00→07/04 06/98→07/04 03/98→07/04 09/00→07/04 03/03→07/04 03/98→07/04 02/00→07/04		Trommelbremse; ↓	2	24.3727-0746.2 580746	L= 182 + Zub
				Trommelbremse; ↓	1	24.3727-0747.2 580747	L= 1.252 L2= 1.252 + Zub
				→ 22006460; Scheibenbremse; ↑	1	24.3727-0748.2 580748	L= 279 + Zub
				42000001→; Scheibenbremse; ↑	1	24.3727-0748.2 580748	L= 279 + Zub
				Trommelbremse; ↑	1	24.3727-0748.2 580748	L= 279 + Zub
				22006461→ 38999999; Scheibenbremse; ↑	1	24.3727-0748.2 580748	L= 279 + Zub
				→ 22006460; Scheibenbremse; ↓	1	24.3727-0752.2 580752	L= 1.593 L2= 1.593 + Zub
				22006461→ 38999999; Scheibenbremse; ↓	1	24.3727-0753.2 580753	L= 1.592 L2= 1.592 + Zub
				42000001→; Scheibenbremse; ↓	1	24.3727-0783.2 580783	L= 1.587 L2= 1.587 + Zub
1.7 CDTI	59	04/03→05/04		→ 38999999; Scheibenbremse; ↑	1	24.3727-0748.2 580748	L= 279 + Zub
				42000001→; Scheibenbremse; ↑	1	24.3727-0748.2 580748	L= 279 + Zub
				→ 38999999; Scheibenbremse; ↓	1	24.3727-0753.2 580753	L= 1.592 L2= 1.592 + Zub
				42000001→; Scheibenbremse; ↓	1	24.3727-0783.2 580783	L= 1.587 L2= 1.587 + Zub
1.7 TD	50	02/98→08/00		04/98→; Trommelbremse; ↓	2	24.3727-0746.2 580746	L= 182 + Zub
				04/98→; Trommelbremse; ↓	1	24.3727-0747.2 580747	L= 1.252 L2= 1.252 + Zub
				04/98→; Trommelbremse; ↑	1	24.3727-0748.2 580748	L= 279 + Zub
				04/98→; Scheibenbremse; ↑	1	24.3727-0748.2 580748	L= 279 + Zub
				04/98→; Scheibenbremse; ↓	1	24.3727-0752.2 580752	L= 1.593 L2= 1.593 + Zub
1.8 16V 2.0 16V 2.0 DI →	85 100 60	02/98→09/00 02/98→07/04 02/98→07/04		04/98→; → 22006460; Scheibenbremse; ↑	1	24.3727-0748.2 580748	L= 279 + Zub














	kw					! #		
OPEL - ASTRA G Caravan (T98) 02/98→07/04								
 Seilzug, Feststellbremse								
1.8 16V 2.0 16V 2.0 DI	85 100 60	02/98→09/00 02/98→07/04 02/98→07/04			42000001→; Scheibenbremse; 	1	24.3727-0748.2 580748	L= 279 + Zub
					22006461→ 38999999; Scheibenbremse; 	1	24.3727-0748.2 580748	L= 279 + Zub
					04/98→; → 22006460; Scheibenbremse; 	1	24.3727-0752.2 580752	L= 1.593 L2= 1.593 + Zub
					22006461→ 38999999; Scheibenbremse; 	1	24.3727-0753.2 580753	L= 1.592 L2= 1.592 + Zub
					42000001→; Scheibenbremse; 	1	24.3727-0783.2 580783	L= 1.587 L2= 1.587 + Zub
1.8 16V 2.0 DTI 16V 2.0 OPC	92 74 141 -	09/00→07/04 08/99→07/04 09/02→07/04			42000001→; Scheibenbremse; 	1	24.3727-0748.2 580748	L= 279 + Zub
					→ 22006460; Scheibenbremse; 	1	24.3727-0748.2 580748	L= 279 + Zub
					22006461→ 38999999; Scheibenbremse; 	1	24.3727-0748.2 580748	L= 279 + Zub
2.2 16V 2.2 DTI	108 86 - 92	03/01→07/04 09/02→07/04			→ 22006460; Scheibenbremse; 	1	24.3727-0752.2 580752	L= 1.593 L2= 1.593 + Zub
					22006461→ 38999999; Scheibenbremse; 	1	24.3727-0753.2 580753	L= 1.592 L2= 1.592 + Zub
					42000001→; Scheibenbremse; 	1	24.3727-0783.2 580783	L= 1.587 L2= 1.587 + Zub
OPEL - ASTRA G CC (T98) 02/98→12/09								
 Radbremszylinder								
1.2 16V 1.4 16V 1.4 LPG 1.6 1.6 16V 1.6 LPG 1.7 TD	48 66 66 55 74 74 50	02/98→09/00 02/98→01/05 02/98→01/05 02/98→09/00 02/98→01/05 03/98→01/05 02/98→08/00	➡	04/98→		2	24.3219-1715.3 020122	ALU
1.2 16V 1.4 1.6 1.6 LPG 1.7 DTI 16V	55 66 62 - 76 76 55	09/00→01/05 09/07→12/09 09/00→01/05 11/02→06/07 02/00→01/05	➡			2	24.3219-1715.3 020122	ALU
Zubehörsatz, Bremsbacken								
1.2 16V	48	02/98→09/00	➡	04/98→			03.0137-9167.2 669167	
1.2 16V	55	09/00→01/05	➡				03.0137-9167.2 669167	
1.4 1.6	66 62 - 76	09/07→12/09 09/00→01/05	➡	22000001→			03.0137-9215.2 669215	
			➡	→ 18999999			03.0137-9215.2 669215	
1.6 LPG 1.7 DTI 16V	76 55	11/02→06/07 02/00→01/05						
1.4 16V 1.4 LPG 1.6 1.6 16V 1.6 LPG	66 66 55 74 74	02/98→01/05 02/98→01/05 02/98→09/00 02/98→01/05 03/98→01/05	➡	22000001→			03.0137-9215.2 669215	
			➡	04/98→; → 18999999			03.0137-9215.2 669215	
1.7 TD	50	02/98→08/00	➡	04/98→			03.0137-9215.2 669215	
 Bremstrommel								
1.2 16V	48	02/98→09/00	➡	04/98→			24.0220-0001.2 480013	Ø 242 x 53,5 / 201,3
1.2 16V	55	09/00→01/05	➡				24.0220-0001.2 480013	Ø 242 x 53,5 / 201,3
1.4 1.6	66 62 - 76	09/07→12/09 09/00→01/05	➡				24.0223-0013.2 480061	Ø 265 x 50 / 231
1.6 LPG 1.7 DTI 16V	76 55	11/02→06/07 02/00→01/05						
1.4 16V 1.4 LPG 1.6 1.6 16V 1.6 LPG 1.7 TD	66 66 55 74 74 50	02/98→01/05 02/98→01/05 02/98→09/00 02/98→01/05 03/98→01/05 02/98→08/00	➡	04/98→			24.0223-0013.2 480061	Ø 265 x 50 / 231
 Bremsbackensatz								
1.2 16V	48	02/98→09/00	➡	04/98→			03.0137-0267.2 650267	Ø 200 x 46 + HEB
1.2 16V	55	09/00→01/05	➡				03.0137-0267.2 650267	Ø 200 x 46 + HEB
1.4 1.6	66 62 - 76	09/07→12/09 09/00→01/05	➡	→ 18999999			03.0137-0322.2 650322	Ø 230 x 42
							03.0520-5719.3 695719	TRW Ø 230 x 42 + RZ / + Zub TopKit
1.6 LPG 1.7 DTI 16V	76 55	11/02→06/07 02/00→01/05	➡	22000001→			03.0137-0424.2 650424	Ø 230 x 42 + HEB
							03.0520-6019.3 696019	Ø 230 x 42 + RZ / + Zub TopKit
→								




























	kw			 	! #		
OPEL - ASTRA G CC (T98) 02/98→12/09							
Bremsbackensatz							
1.4 16V 1.4 LPG 1.6 1.6 16V 1.6 LPG	66 66 55 74 74	02/98→01/05 02/98→01/05 02/98→09/00 02/98→01/05 03/98→01/05	➡	04/98→; → 18999999		03.0137-0322.2 650322 03.0520-5719.3 695719	Ø 230 x 42 TRW Ø 230 x 42 + RZ / + Zub TopKit
			➡	22000001→		03.0137-0424.2 650424 03.0520-6019.3 696019	Ø 230 x 42 + HEB Ø 230 x 42 + RZ / + Zub TopKit
1.7 TD	50	02/98→08/00	➡	04/98→		03.0137-0322.2 650322 03.0520-5719.3 695719	Ø 230 x 42 TRW Ø 230 x 42 + RZ / + Zub TopKit
Seilzug, Feststellbremse							
1.2 16V 1.4 16V 1.4 LPG 1.6 1.6 16V 1.6 LPG	48 66 66 55 74 74	02/98→09/00 02/98→01/05 02/98→01/05 02/98→09/00 02/98→01/05 03/98→01/05		04/98→; Trommelbremse; ⬇	2	24.3727-0746.2 580746	L= 182 + Zub
				04/98→; Trommelbremse; ⬇	1	24.3727-0747.2 580747	L= 1.252 L2= 1.252 + Zub
				42000001→; Scheibenbremse; ⬆	1	24.3727-0748.2 580748	L= 279 + Zub
				04/98→; → 22006460; Scheibenbremse; ⬆	1	24.3727-0748.2 580748	L= 279 + Zub
				04/98→; Trommelbremse; ⬆	1	24.3727-0748.2 580748	L= 279 + Zub
				22006461→ 38999999; Scheibenbremse; ⬆	1	24.3727-0748.2 580748	L= 279 + Zub
				04/98→; → 22006460; Scheibenbremse; ⬇	1	24.3727-0752.2 580752	L= 1.593 L2= 1.593 + Zub
				22006461→ 38999999; Scheibenbremse; ⬇	1	24.3727-0753.2 580753	L= 1.592 L2= 1.592 + Zub
				42000001→; Scheibenbremse; ⬇	1	24.3727-0783.2 580783	L= 1.587 L2= 1.587 + Zub
1.2 16V 1.4 1.6 1.6 LPG 1.7 DTI 16V	55 66 62 - 76 76 55	09/00→01/05 09/07→12/09 09/00→01/05 11/02→06/07 02/00→01/05		Trommelbremse; ⬇	2	24.3727-0746.2 580746	L= 182 + Zub
				Trommelbremse; ⬇	1	24.3727-0747.2 580747	L= 1.252 L2= 1.252 + Zub
				→ 22006460; Scheibenbremse; ⬆	1	24.3727-0748.2 580748	L= 279 + Zub
				42000001→; Scheibenbremse; ⬆	1	24.3727-0748.2 580748	L= 279 + Zub
				Trommelbremse; ⬆	1	24.3727-0748.2 580748	L= 279 + Zub
				22006461→ 38999999; Scheibenbremse; ⬆	1	24.3727-0748.2 580748	L= 279 + Zub
				→ 22006460; Scheibenbremse; ⬇	1	24.3727-0752.2 580752	L= 1.593 L2= 1.593 + Zub
				22006461→ 38999999; Scheibenbremse; ⬇	1	24.3727-0753.2 580753	L= 1.592 L2= 1.592 + Zub
				42000001→; Scheibenbremse; ⬇	1	24.3727-0783.2 580783	L= 1.587 L2= 1.587 + Zub
1.7 CDTI	59	04/03→01/05		→ 38999999; Scheibenbremse; ⬆	1	24.3727-0748.2 580748	L= 279 + Zub
				42000001→; Scheibenbremse; ⬆	1	24.3727-0748.2 580748	L= 279 + Zub
				→ 38999999; Scheibenbremse; ⬇	1	24.3727-0753.2 580753	L= 1.592 L2= 1.592 + Zub
				42000001→; Scheibenbremse; ⬇	1	24.3727-0783.2 580783	L= 1.587 L2= 1.587 + Zub
1.7 TD	50	02/98→08/00		04/98→; Trommelbremse; ⬇	2	24.3727-0746.2 580746	L= 182 + Zub
				04/98→; Trommelbremse; ⬇	1	24.3727-0747.2 580747	L= 1.252 L2= 1.252 + Zub
				04/98→; Trommelbremse; ⬆	1	24.3727-0748.2 580748	L= 279 + Zub
				04/98→; Scheibenbremse; ⬆	1	24.3727-0748.2 580748	L= 279 + Zub
				04/98→; Scheibenbremse; ⬇	1	24.3727-0752.2 580752	L= 1.593 L2= 1.593 + Zub
1.8 1.8 16V 2.0 16V OPC 2.0 DTI 16V 2.0 OPC 2.2 DTI	81 92 118 74 141 - 147 86 - 92	02/03→01/04 09/00→01/05 11/99→09/02 08/99→01/05 09/02→01/05 09/02→01/05 09/02→01/05		42000001→; Scheibenbremse; ⬆	1	24.3727-0748.2 580748	L= 279 + Zub
				→ 22006460; Scheibenbremse; ⬆	1	24.3727-0748.2 580748	L= 279 + Zub
				22006461→ 38999999; Scheibenbremse; ⬆	1	24.3727-0748.2 580748	L= 279 + Zub
				→ 22006460; Scheibenbremse; ⬇	1	24.3727-0752.2 580752	L= 1.593 L2= 1.593 + Zub
				22006461→ 38999999; Scheibenbremse; ⬇	1	24.3727-0753.2 580753	L= 1.592 L2= 1.592 + Zub
				42000001→; Scheibenbremse; ⬇	1	24.3727-0783.2 580783	L= 1.587 L2= 1.587 + Zub
1.8 16V 2.0 16V 2.0 DI	85 100 60	02/98→09/00 02/98→01/05 02/98→01/05		04/98→; → 22006460; Scheibenbremse; ⬆	1	24.3727-0748.2 580748	L= 279 + Zub
				42000001→; Scheibenbremse; ⬆	1	24.3727-0748.2 580748	L= 279 + Zub
				22006461→ 38999999; Scheibenbremse; ⬆	1	24.3727-0748.2 580748	L= 279 + Zub
				04/98→; → 22006460; Scheibenbremse; ⬇	1	24.3727-0752.2 580752	L= 1.593 L2= 1.593 + Zub
				22006461→ 38999999; Scheibenbremse; ⬇	1	24.3727-0753.2 580753	L= 1.592 L2= 1.592 + Zub
				42000001→; Scheibenbremse; ⬇	1	24.3727-0783.2 580783	L= 1.587 L2= 1.587 + Zub
2.2 16V	108	06/00→01/05		09/00→; → 22006460; Scheibenbremse; ⬆	1	24.3727-0748.2 580748	L= 279 + Zub
				42000001→; Scheibenbremse; ⬆	1	24.3727-0748.2 580748	L= 279 + Zub
				22006461→ 38999999; Scheibenbremse; ⬆	1	24.3727-0748.2 580748	L= 279 + Zub











	kw					! #		
OPEL - ASTRA G CC (T98) 02/98→12/09								
 Seilzug, Feststellbremse								
2.2 16V	108	06/00→01/05		09/00→; → 22006460; Scheibenbremse; 	1	24.3727-0752.2	580752	L= 1.593 L2= 1.593 + Zub
				22006461→ 38999999; Scheibenbremse; 	1	24.3727-0753.2	580753	L= 1.592 L2= 1.592 + Zub
				42000001→; Scheibenbremse; 	1	24.3727-0783.2	580783	L= 1.587 L2= 1.587 + Zub
OPEL - ASTRA G CLASSIC (T98) 03/04→07/09								
 Radbremszylinder								
1.4 16V 1.6 1.6 16V	66 76 74	05/04→07/09 03/06→06/08 05/04→02/06	➔		2	24.3219-1715.3	020122	ALU
Zubehörsatz, Bremsbacken								
1.4 16V 1.6 1.6 16V	66 76 74	05/04→07/09 03/06→06/08 05/04→02/06	➔	22000001→		03.0137-9215.2	669215	
			➔	→ 18999999		03.0137-9215.2	669215	
 Bremstrommel								
1.4 16V 1.6 1.6 16V	66 76 74	05/04→07/09 03/06→06/08 05/04→02/06	➔			24.0223-0013.2	480061	Ø 265 x 50 / 231
 Bremsbackensatz								
1.4 16V 1.6 1.6 16V	66 76 74	05/04→07/09 03/06→06/08 05/04→02/06	➔	→ 18999999		03.0137-0322.2	650322	Ø 230 x 42
			➔			03.0520-5719.3	695719	TRW Ø 230 x 42 + RZ / + Zub TopKit
			➔	22000001→		03.0137-0424.2	650424	Ø 230 x 42 + HEB
						03.0520-6019.3	696019	Ø 230 x 42 + RZ / + Zub TopKit
 Seilzug, Feststellbremse								
1.4 16V 1.6 1.6 16V	66 76 74	05/04→07/09 03/06→06/08 05/04→02/06		Trommelbremse; 	2	24.3727-0746.2	580746	L= 182 + Zub
				Trommelbremse; 	1	24.3727-0747.2	580747	L= 1.252 L2= 1.252 + Zub
				→ 22006460; Scheibenbremse; 	1	24.3727-0748.2	580748	L= 279 + Zub
				42000001→; Scheibenbremse; 	1	24.3727-0748.2	580748	L= 279 + Zub
				Trommelbremse; 	1	24.3727-0748.2	580748	L= 279 + Zub
				22006461→ 38999999; Scheibenbremse; 	1	24.3727-0748.2	580748	L= 279 + Zub
				→ 22006460; Scheibenbremse; 	1	24.3727-0752.2	580752	L= 1.593 L2= 1.593 + Zub
				22006461→ 38999999; Scheibenbremse; 	1	24.3727-0753.2	580753	L= 1.592 L2= 1.592 + Zub
				42000001→; Scheibenbremse; 	1	24.3727-0783.2	580783	L= 1.587 L2= 1.587 + Zub
1.7 CDTI	59	06/04→07/09		→ 38999999; Scheibenbremse; 	1	24.3727-0748.2	580748	L= 279 + Zub
				42000001→; Scheibenbremse; 	1	24.3727-0748.2	580748	L= 279 + Zub
				→ 38999999; Scheibenbremse; 	1	24.3727-0753.2	580753	L= 1.592 L2= 1.592 + Zub
				42000001→; Scheibenbremse; 	1	24.3727-0783.2	580783	L= 1.587 L2= 1.587 + Zub
OPEL - ASTRA G CLASSIC Caravan (F35) 03/04→07/09								
 Radbremszylinder								
1.4 1.4 16V 1.6	66 66 74 - 76	10/07→07/09 07/04→09/07 06/04→07/09	➔		2	24.3219-1715.3	020122	ALU
Zubehörsatz, Bremsbacken								
1.4 1.4 16V	66 66	10/07→07/09 07/04→09/07	➔			03.0137-9215.2	669215	
1.6	74 - 76	06/04→07/09	➔	22000001→		03.0137-9215.2	669215	
			➔	→ 18999999		03.0137-9215.2	669215	
 Bremstrommel								
1.4 1.4 16V 1.6	66 66 74 - 76	10/07→07/09 07/04→09/07 06/04→07/09	➔			24.0223-0013.2	480061	Ø 265 x 50 / 231
 Bremsbackensatz								
1.4 1.4 16V	66 66	10/07→07/09 07/04→09/07	➔			03.0137-0424.2	650424	Ø 230 x 42 + HEB
→						03.0520-6019.3	696019	Ø 230 x 42 + RZ / + Zub TopKit















	kw					! #		
OPEL - ASTRA G CLASSIC Caravan (F35) 03/04→07/09								
 Bremsbackensatz								
1.6	74 - 76	06/04→07/09	➔	→ 18999999			03.0137-0322.2 650322 03.0520-5719.3 695719	Ø 230 x 42 TRW Ø 230 x 42 + RZ / + Zub TopKit
			➔	22000001→			03.0137-0424.2 650424 03.0520-6019.3 696019	Ø 230 x 42 + HEB Ø 230 x 42 + RZ / + Zub TopKit
 Seilzug, Feststellbremse								
1.4 1.4 16V	66 66	10/07→07/09 07/04→09/07		Trommelbremse; ⬇	2	24.3727-0746.2 580746		L= 182 + Zub
				Trommelbremse; ⬇	1	24.3727-0747.2 580747		L= 1.252 L2= 1.252 + Zub
				Scheibenbremse; ⬆	1	24.3727-0748.2 580748		L= 279 + Zub
				Trommelbremse; ⬆	1	24.3727-0748.2 580748		L= 279 + Zub
				Scheibenbremse; ⬇	1	24.3727-0783.2 580783		L= 1.587 L2= 1.587 + Zub
1.6	74 - 76	06/04→07/09		Trommelbremse; ⬇	2	24.3727-0746.2 580746		L= 182 + Zub
				Trommelbremse; ⬇	1	24.3727-0747.2 580747		L= 1.252 L2= 1.252 + Zub
				→ 22006460; Scheibenbremse; ⬆	1	24.3727-0748.2 580748		L= 279 + Zub
				42000001→; Scheibenbremse; ⬆	1	24.3727-0748.2 580748		L= 279 + Zub
				Trommelbremse; ⬆	1	24.3727-0748.2 580748		L= 279 + Zub
				22006461→ 38999999; Scheiben- bremse; ⬆	1	24.3727-0748.2 580748		L= 279 + Zub
				→ 22006460; Scheibenbremse; ⬇	1	24.3727-0752.2 580752		L= 1.593 L2= 1.593 + Zub
				22006461→ 38999999; Scheiben- bremse; ⬇	1	24.3727-0753.2 580753		L= 1.592 L2= 1.592 + Zub
				42000001→; Scheibenbremse; ⬇	1	24.3727-0783.2 580783		L= 1.587 L2= 1.587 + Zub
1.7 CDTI	59	05/04→07/09		→ 38999999; Scheibenbremse; ⬆	1	24.3727-0748.2 580748		L= 279 + Zub
				42000001→; Scheibenbremse; ⬆	1	24.3727-0748.2 580748		L= 279 + Zub
				→ 38999999; Scheibenbremse; ⬇	1	24.3727-0753.2 580753		L= 1.592 L2= 1.592 + Zub
				42000001→; Scheibenbremse; ⬇	1	24.3727-0783.2 580783		L= 1.587 L2= 1.587 + Zub
OPEL - ASTRA G CLASSIC Stufenheck (T98) 03/04→07/09								
 Radbremsszylinder								
1.4 16V 1.6 16V	66 74	05/04→07/09 03/04→01/08	➔		2	24.3219-1715.3 020122		ALU
Zubehörsatz, Bremsbacken								
1.4 16V	66	05/04→07/09	➔			03.0137-9215.2 669215		
1.6 16V	74	03/04→01/08	➔	22000001→		03.0137-9215.2 669215		
			➔	→ 18999999		03.0137-9215.2 669215		
 Bremstrommel								
1.4 16V 1.6 16V	66 74	05/04→07/09 03/04→01/08	➔			24.0223-0013.2 480061		Ø 265 x 50 / 231
 Bremsbackensatz								
1.4 16V	66	05/04→07/09	➔			03.0137-0424.2 650424 03.0520-6019.3 696019		Ø 230 x 42 + HEB Ø 230 x 42 + RZ / + Zub TopKit
1.6 16V	74	03/04→01/08	➔	→ 18999999		03.0137-0322.2 650322 03.0520-5719.3 695719		Ø 230 x 42 TRW Ø 230 x 42 + RZ / + Zub TopKit
			➔	22000001→		03.0137-0424.2 650424 03.0520-6019.3 696019		Ø 230 x 42 + HEB Ø 230 x 42 + RZ / + Zub TopKit
 Seilzug, Feststellbremse								
1.4 16V	66	05/04→07/09		Trommelbremse; ⬇	2	24.3727-0746.2 580746		L= 182 + Zub
				Trommelbremse; ⬇	1	24.3727-0747.2 580747		L= 1.252 L2= 1.252 + Zub
				Scheibenbremse; ⬆	1	24.3727-0748.2 580748		L= 279 + Zub
				Trommelbremse; ⬆	1	24.3727-0748.2 580748		L= 279 + Zub
				Scheibenbremse; ⬇	1	24.3727-0783.2 580783		L= 1.587 L2= 1.587 + Zub
1.6 16V	74	03/04→01/08		Trommelbremse; ⬇	2	24.3727-0746.2 580746		L= 182 + Zub
				Trommelbremse; ⬇	1	24.3727-0747.2 580747		L= 1.252 L2= 1.252 + Zub
				→ 22006460; Scheibenbremse; ⬆	1	24.3727-0748.2 580748		L= 279 + Zub
				42000001→; Scheibenbremse; ⬆	1	24.3727-0748.2 580748		L= 279 + Zub
				Trommelbremse; ⬆	1	24.3727-0748.2 580748		L= 279 + Zub
				22006461→ 38999999; Scheiben- bremse; ⬆	1	24.3727-0748.2 580748		L= 279 + Zub















	kw					! #		
OPEL - ASTRA G CLASSIC Stufenheck (T98) 03/04→07/09								
 Seilzug, Feststellbremse								
1.6 16V	74	03/04→01/08		→ 22006460; Scheibenbremse; ↓	1	24.3727-0752.2	580752	L= 1.593 L2= 1.593 + Zub
				22006461→ 38999999; Scheibenbremse; ↓	1	24.3727-0753.2	580753	L= 1.592 L2= 1.592 + Zub
				42000001→; Scheibenbremse; ↓	1	24.3727-0783.2	580783	L= 1.587 L2= 1.587 + Zub
OPEL - ASTRA G Coupe (T98) 03/00→05/05								
 Radbremszylinder								
1.6 16V	74 - 76	03/00→05/05	→		2	24.3219-1715.3	020122	ALU
Zubehörsatz, Bremsbacken								
1.6 16V	74 - 76	03/00→05/05	→	22000001→		03.0137-9215.2	669215	
			→	→ 18999999		03.0137-9215.2	669215	
 Bremstrommel								
1.6 16V	74 - 76	03/00→05/05	→			24.0223-0013.2	480061	Ø 265 x 50 / 231
 Bremsbackensatz								
1.6 16V	74 - 76	03/00→05/05	→	→ 18999999		03.0137-0322.2	650322	Ø 230 x 42
						03.0520-5719.3	695719	TRW Ø 230 x 42 + RZ / + Zub TopKit
			→	22000001→		03.0137-0424.2	650424	Ø 230 x 42 + HEB
						03.0520-6019.3	696019	Ø 230 x 42 + RZ / + Zub TopKit
 Seilzug, Feststellbremse								
1.6 16V	74 - 76	03/00→05/05		Trommelbremse; ↓	2	24.3727-0746.2	580746	L= 182 + Zub
				Trommelbremse; ↓	1	24.3727-0747.2	580747	L= 1.252 L2= 1.252 + Zub
				→ 22006460; Scheibenbremse; ↑	1	24.3727-0748.2	580748	L= 279 + Zub
				42000001→; Scheibenbremse; ↑	1	24.3727-0748.2	580748	L= 279 + Zub
				Trommelbremse; ↑	1	24.3727-0748.2	580748	L= 279 + Zub
				22006461→ 38999999; Scheibenbremse; ↑	1	24.3727-0748.2	580748	L= 279 + Zub
				→ 22006460; Scheibenbremse; ↓	1	24.3727-0752.2	580752	L= 1.593 L2= 1.593 + Zub
				22006461→ 38999999; Scheibenbremse; ↓	1	24.3727-0753.2	580753	L= 1.592 L2= 1.592 + Zub
				42000001→; Scheibenbremse; ↓	1	24.3727-0783.2	580783	L= 1.587 L2= 1.587 + Zub
1.8 16V	85 - 92	03/00→05/05		42000001→; Scheibenbremse; ↑	1	24.3727-0748.2	580748	L= 279 + Zub
2.0 16V Turbo	140 - 147	09/00→05/05		→ 22006460; Scheibenbremse; ↑	1	24.3727-0748.2	580748	L= 279 + Zub
2.2 16V	108	09/00→05/05		22006461→ 38999999; Scheibenbremse; ↑	1	24.3727-0748.2	580748	L= 279 + Zub
2.2 DTI	92	09/02→05/05		→ 22006460; Scheibenbremse; ↓	1	24.3727-0752.2	580752	L= 1.593 L2= 1.593 + Zub
				22006461→ 38999999; Scheibenbremse; ↓	1	24.3727-0753.2	580753	L= 1.592 L2= 1.592 + Zub
				42000001→; Scheibenbremse; ↓	1	24.3727-0783.2	580783	L= 1.587 L2= 1.587 + Zub
OPEL - ASTRA G Kasten/Kombi (F70) 09/98→04/05								
 Radbremszylinder								
1.2 1.4 1.6 1.7 CDTi 1.7 DTI 16V 1.7 TD	48 66 55 - 76 59 55 50	09/98→08/00 09/98→04/05 09/98→04/05 07/03→11/04 02/00→04/05 01/99→04/05	→			24.3219-1715.3	020122	ALU
Zubehörsatz, Bremsbacken								
1.2	48	09/98→08/00	→			03.0137-9167.2	669167	
1.4	66	09/98→04/05	→	22000001→		03.0137-9215.2	669215	
1.6	55 - 76	09/98→04/05	→	→ 18999999		03.0137-9215.2	669215	
1.7 CDTi	59	07/03→11/04						
1.7 DTI 16V	55	02/00→04/05						
1.7 TD	50	01/99→04/05	→			03.0137-9215.2	669215	
 Bremstrommel								
1.2	48	09/98→08/00	→			24.0220-0001.2	480013	Ø 242 x 53,5 / 201,3
→								

















	kw					! #		
OPEL - ASTRA G Kasten/Kombi (F70) 09/98→04/05								
 Bremstrommel								
1.4 1.6 1.7 CDTi 1.7 DTI 16V 1.7 TD	66 55 - 76 59 55 50	09/98→04/05 09/98→04/05 07/03→11/04 02/00→04/05 01/99→04/05	➔				24.0223-0013.2 480061	Ø 265 x 50 / 231
 Bremsbackensatz								
1.2	48	09/98→08/00	➔				03.0137-0267.2 650267	Ø 200 x 46 + HEB
1.4 1.6	66 55 - 76	09/98→04/05 09/98→04/05	➔	→ 18999999			03.0137-0322.2 650322 03.0520-5719.3 695719	Ø 230 x 42 TRW Ø 230 x 42 + RZ / + Zub TopKit
1.7 CDTi 1.7 DTI 16V	59 55	07/03→11/04 02/00→04/05	➔	22000001→			03.0137-0424.2 650424 03.0520-6019.3 696019	Ø 230 x 42 + HEB Ø 230 x 42 + RZ / + Zub TopKit
1.7 TD	50	01/99→04/05	➔				03.0137-0322.2 650322 03.0520-5719.3 695719	Ø 230 x 42 TRW Ø 230 x 42 + RZ / + Zub TopKit
 Seilzug, Feststellbremse								
1.2 1.4 1.6	48 66 55 - 76	09/98→08/00 09/98→04/05 09/98→04/05		Trommelbremse; ⬇	2	24.3727-0746.2 580746		L= 182 + Zub
				Trommelbremse; ⬇	1	24.3727-0747.2 580747		L= 1.252 L2= 1.252 + Zub
				→ 22006460; Scheibenbremse; ⬆	1	24.3727-0748.2 580748		L= 279 + Zub
1.7 CDTi 1.7 DTI 16V	59 55	07/03→11/04 02/00→04/05		42000001→; Scheibenbremse; ⬆	1	24.3727-0748.2 580748		L= 279 + Zub
				Trommelbremse; ⬆	1	24.3727-0748.2 580748		L= 279 + Zub
				22006461→ 38999999; Scheiben- bremse; ⬆	1	24.3727-0748.2 580748		L= 279 + Zub
				→ 22006460; Scheibenbremse; ⬇	1	24.3727-0752.2 580752		L= 1.593 L2= 1.593 + Zub
				22006461→ 38999999; Scheiben- bremse; ⬇	1	24.3727-0753.2 580753		L= 1.592 L2= 1.592 + Zub
				42000001→; Scheibenbremse; ⬇	1	24.3727-0783.2 580783		L= 1.587 L2= 1.587 + Zub
1.7 TD	50	01/99→04/05		Trommelbremse; ⬇	2	24.3727-0746.2 580746		L= 182 + Zub
				Trommelbremse; ⬇	1	24.3727-0747.2 580747		L= 1.252 L2= 1.252 + Zub
				Trommelbremse; ⬆	1	24.3727-0748.2 580748		L= 279 + Zub
				Scheibenbremse; ⬆	1	24.3727-0748.2 580748		L= 279 + Zub
				Scheibenbremse; ⬇	1	24.3727-0752.2 580752		L= 1.593 L2= 1.593 + Zub
2.0 DI 2.0 DTI	60 74	01/99→04/05 09/00→04/05		42000001→; Scheibenbremse; ⬆	1	24.3727-0748.2 580748		L= 279 + Zub
				→ 22006460; Scheibenbremse; ⬆	1	24.3727-0748.2 580748		L= 279 + Zub
				22006461→ 38999999; Scheiben- bremse; ⬆	1	24.3727-0748.2 580748		L= 279 + Zub
				→ 22006460; Scheibenbremse; ⬇	1	24.3727-0752.2 580752		L= 1.593 L2= 1.593 + Zub
				22006461→ 38999999; Scheiben- bremse; ⬇	1	24.3727-0753.2 580753		L= 1.592 L2= 1.592 + Zub
				42000001→; Scheibenbremse; ⬇	1	24.3727-0783.2 580783		L= 1.587 L2= 1.587 + Zub
OPEL - ASTRA G Stufenheck (T98) 03/98→12/09								
 Radbremszylinder								
1.2 16V 1.4 1.4 16V 1.4 LPG 1.6 1.6 16V 1.6 LPG 1.7 DTI 16V 1.7 TD	48 - 55 66 66 66 55 - 76 74 55 - 74 55 50	09/98→01/05 09/07→12/09 09/98→01/05 03/98→01/05 09/98→12/09 09/98→01/05 10/98→01/05 02/00→01/05 09/98→08/00	➔				2 24.3219-1715.3 020122	ALU
Zubehörsatz, Bremsbacken								
1.2 16V	48 - 55	09/98→01/05	➔				03.0137-9167.2 669167	
1.4 1.7 TD	66 50	09/07→12/09 09/98→08/00	➔				03.0137-9215.2 669215	
1.4 16V 1.4 LPG	66 66	09/98→01/05 03/98→01/05	➔	22000001→			03.0137-9215.2 669215	
1.6 1.6 16V →	55 - 76 74	09/98→12/09 09/98→01/05	➔	→ 18999999			03.0137-9215.2 669215	




























	kw					! #		
OPEL - ASTRA G Stufenheck (T98) 03/98→12/09								
Zubehörsatz, Bremsbacken								
1.6 LPG	55 - 74	10/98→01/05	➡	22000001→			03.0137-9215.2 669215	
1.7 DTI 16V	55	02/00→01/05	➡	→ 18999999			03.0137-9215.2 669215	
 Bremstrommel								
1.2 16V	48 - 55	09/98→01/05	➡				24.0220-0001.2 480013	Ø 242 x 53,5 / 201,3
1.4 1.4 16V 1.4 LPG 1.6 1.6 16V 1.6 LPG 1.7 DTI 16V 1.7 TD	66 66 66 55 - 76 74 55 - 74 55 50	09/07→12/09 09/98→01/05 03/98→01/05 09/98→12/09 09/98→01/05 10/98→01/05 02/00→01/05 09/98→08/00	➡				24.0223-0013.2 480061	Ø 265 x 50 / 231
 Bremsbackensatz								
1.2 16V	48 - 55	09/98→01/05	➡				03.0137-0267.2 650267	Ø 200 x 46 + HEB
1.4	66	09/07→12/09	➡				03.0137-0424.2 650424 03.0520-6019.3 696019	Ø 230 x 42 + HEB Ø 230 x 42 + RZ / + Zub TopKit
1.4 16V 1.4 LPG 1.6 1.6 16V 1.6 LPG 1.7 DTI 16V 1.7 TD	66 66 55 - 76 74 55 - 74 55 50	09/98→01/05 03/98→01/05 09/98→12/09 09/98→01/05 10/98→01/05 02/00→01/05 09/98→08/00	➡	→ 18999999			03.0137-0322.2 650322 03.0520-5719.3 695719	Ø 230 x 42 TRW Ø 230 x 42 + RZ / + Zub TopKit
			➡	22000001→			03.0137-0424.2 650424 03.0520-6019.3 696019	Ø 230 x 42 + HEB Ø 230 x 42 + RZ / + Zub TopKit
			➡				03.0137-0322.2 650322 03.0520-5719.3 695719	Ø 230 x 42 TRW Ø 230 x 42 + RZ / + Zub TopKit
 Seilzug, Feststellbremse								
1.2 16V 1.4 16V 1.4 LPG 1.6 1.6 16V 1.6 LPG 1.7 DTI 16V	48 - 55 66 66 55 - 76 74 55 - 74 55	09/98→01/05 09/98→01/05 03/98→01/05 09/98→12/09 09/98→01/05 10/98→01/05 02/00→01/05		Trommelbremse; ⬇	2	24.3727-0746.2 580746	L= 182 + Zub	
				Trommelbremse; ⬇	1	24.3727-0747.2 580747	L= 1.252 L2= 1.252 + Zub	
				→ 22006460; Scheibenbremse; ⬆	1	24.3727-0748.2 580748	L= 279 + Zub	
				42000001→; Scheibenbremse; ⬆	1	24.3727-0748.2 580748	L= 279 + Zub	
				Trommelbremse; ⬆	1	24.3727-0748.2 580748	L= 279 + Zub	
				22006461→ 38999999; Scheibenbremse; ⬆	1	24.3727-0748.2 580748	L= 279 + Zub	
				→ 22006460; Scheibenbremse; ⬇	1	24.3727-0752.2 580752	L= 1.593 L2= 1.593 + Zub	
				22006461→ 38999999; Scheibenbremse; ⬇	1	24.3727-0753.2 580753	L= 1.592 L2= 1.592 + Zub	
				42000001→; Scheibenbremse; ⬇	1	24.3727-0783.2 580783	L= 1.587 L2= 1.587 + Zub	
1.4	66	09/07→12/09		Trommelbremse; ⬇	2	24.3727-0746.2 580746	L= 182 + Zub	
				Trommelbremse; ⬇	1	24.3727-0747.2 580747	L= 1.252 L2= 1.252 + Zub	
				Scheibenbremse; ⬆	1	24.3727-0748.2 580748	L= 279 + Zub	
				Trommelbremse; ⬆	1	24.3727-0748.2 580748	L= 279 + Zub	
				Scheibenbremse; ⬇	1	24.3727-0783.2 580783	L= 1.587 L2= 1.587 + Zub	
1.7 CDTI	59	04/03→12/09		→ 38999999; Scheibenbremse; ⬆	1	24.3727-0748.2 580748	L= 279 + Zub	
				42000001→; Scheibenbremse; ⬆	1	24.3727-0748.2 580748	L= 279 + Zub	
				→ 38999999; Scheibenbremse; ⬇	1	24.3727-0753.2 580753	L= 1.592 L2= 1.592 + Zub	
				42000001→; Scheibenbremse; ⬇	1	24.3727-0783.2 580783	L= 1.587 L2= 1.587 + Zub	
1.7 TD	50	09/98→08/00		Trommelbremse; ⬇	2	24.3727-0746.2 580746	L= 182 + Zub	
				Trommelbremse; ⬇	1	24.3727-0747.2 580747	L= 1.252 L2= 1.252 + Zub	
				Trommelbremse; ⬆	1	24.3727-0748.2 580748	L= 279 + Zub	
				Scheibenbremse; ⬆	1	24.3727-0748.2 580748	L= 279 + Zub	
				Scheibenbremse; ⬇	1	24.3727-0752.2 580752	L= 1.593 L2= 1.593 + Zub	
1.8 16V 2.0 16V 2.0 DI 2.0 DTI 16V 2.2 16V 2.2 DTI	85 - 92 100 60 74 108 86 - 92	09/98→01/05 09/98→01/05 09/98→01/05 08/99→01/05 03/01→01/05 09/02→01/05		42000001→; Scheibenbremse; ⬆	1	24.3727-0748.2 580748	L= 279 + Zub	
				→ 22006460; Scheibenbremse; ⬆	1	24.3727-0748.2 580748	L= 279 + Zub	
				22006461→ 38999999; Scheibenbremse; ⬆	1	24.3727-0748.2 580748	L= 279 + Zub	
				→ 22006460; Scheibenbremse; ⬇	1	24.3727-0752.2 580752	L= 1.593 L2= 1.593 + Zub	
				22006461→ 38999999; Scheibenbremse; ⬇	1	24.3727-0753.2 580753	L= 1.592 L2= 1.592 + Zub	
				42000001→; Scheibenbremse; ⬇	1	24.3727-0783.2 580783	L= 1.587 L2= 1.587 + Zub	































	kw					! #			
OPEL - ASTRA H (A04) 01/04→05/14									
 Radbremszylinder									
1.2	59	08/05→10/10	➔	08/06→		2	24.3219-1755.3	020508	ALU
1.4	66	03/04→10/10							
1.6	77	03/04→10/10	➔	→ 07/06		2	24.3220-1719.3	020448	ALU
1.7 CDTI	59 - 74	03/04→10/10							
1.4	55	04/04→10/04	➔			2	24.3220-1719.3	020448	ALU
1.4 LPG	66	08/09→10/10	➔			2	24.3219-1755.3	020508	ALU
Zubehörsatz, Bremsbacken									
1.2	59	08/05→10/10	➔	→ 07/06			03.0137-9215.2	669215	
1.4	66	03/04→10/10							
1.6	77	03/04→10/10	➔	08/06→			03.0137-9309.2	669309	AP
1.7 CDTI	59 - 74	03/04→10/10							
1.4	55	04/04→10/04	➔				03.0137-9215.2	669215	
1.4 LPG	66	08/09→10/10	➔				03.0137-9309.2	669309	AP
 Bremstrommel									
1.2	59	08/05→10/10	➔				24.0223-0021.1	480186	Ø 265 x 50 / 231
1.4	55 - 66	03/04→10/10							
1.4 LPG	66	08/09→10/10							
1.6	77	03/04→10/10							
1.7 CDTI	59 - 74	03/04→10/10							
 Bremsbackensatz									
1.2	59	08/05→10/10	➔	→ 07/06			03.0137-0424.2	650424	Ø 230 x 42 + HEB
1.4	66	03/04→10/10					03.0520-8720.3	698720	Ø 230 x 42 + RZ / + Zub TopKit
1.6	77	03/04→10/10							
1.7 CDTI	59 - 74	03/04→10/10	➔	08/06→			03.0137-0520.2	650520	AP Ø 230 x 43 + HEB
							03.0520-8319.3	690110	AP Ø 230 x 43 + RZ / + Zub TopKit
1.4	55	04/04→10/04	➔				03.0137-0424.2	650424	Ø 230 x 42 + HEB
							03.0520-8720.3	698720	Ø 230 x 42 + RZ / + Zub TopKit
1.4 LPG	66	08/09→10/10	➔				03.0137-0520.2	650520	AP Ø 230 x 43 + HEB
							03.0520-8319.3	690110	AP Ø 230 x 43 + RZ / + Zub TopKit
 Seilzug, Feststellbremse									
1.2	59	08/05→10/10		→ 07/06; Trommelbremse; ⚠		2	24.3727-0746.2	580746	L= 182 + Zub
1.4	66	03/04→10/10				1	24.3727-0770.2	580770	L= 1.295 L2= 1.328 + Zub
1.6	77	03/04→10/10		→ 07/06; Trommelbremse; ⚠					
1.7 CDTI	59 - 74	03/04→10/10		08/06→; Trommelbremse; ⚠		1	24.3727-0770.2	580770	L= 1.295 L2= 1.328 + Zub
				Scheibenbremse; ⚠		1	24.3727-0775.2	580775	L= 1.647 L2= 1.665
1.3 CDTI	66	08/05→10/10		Scheibenbremse; ⚠		1	24.3727-0775.2	580775	L= 1.647 L2= 1.665
1.6 Turbo	132	02/07→10/10							
1.8	92 - 103	01/04→10/10							
1.9 CDTI	74 - 110	09/04→10/10							
2.0 Turbo	125 - 177	03/04→10/10							
1.4	55	04/04→10/04		Trommelbremse; ⚠		2	24.3727-0746.2	580746	L= 182 + Zub
				Trommelbremse; ⚠		1	24.3727-0770.2	580770	L= 1.295 L2= 1.328 + Zub
				Scheibenbremse; ⚠		1	24.3727-0775.2	580775	L= 1.647 L2= 1.665
1.4 LPG	66	08/09→10/10		Trommelbremse; ⚠		1	24.3727-0770.2	580770	L= 1.295 L2= 1.328 + Zub
				Scheibenbremse; ⚠		1	24.3727-0775.2	580775	L= 1.647 L2= 1.665
1.6	85	12/06→05/14		01/07→ 11/10; Scheibenbremse; ⚠		1	24.3727-0775.2	580775	L= 1.647 L2= 1.665
1.7 CDTI	81 - 92	02/07→05/14		04/07→ 11/10; Scheibenbremse; ⚠		1	24.3727-0775.2	580775	L= 1.647 L2= 1.665
1.9 CDTI	88	06/04→10/10		09/04→; Scheibenbremse; ⚠		1	24.3727-0775.2	580775	L= 1.647 L2= 1.665
1.9 CDTI 16V	88	04/04→10/10							
OPEL - ASTRA H Caravan (A04) 08/04→05/14									
 Radbremszylinder									
1.4	55 - 66	08/04→10/10	➔	08/06→		2	24.3219-1755.3	020508	ALU
1.6	77	08/04→10/10	➔	→ 07/06		2	24.3220-1719.3	020448	ALU
1.7 CDTI	59 - 74	08/04→10/10							
1.4 LPG	66	08/09→10/10	➔			2	24.3219-1755.3	020508	ALU
→									

	kw			 	! #		
OPEL - ASTRA H Caravan (A04) 08/04→05/14							
Zubehörsatz, Bremsbacken							
1.4	55 - 66	08/04→10/10	➔	→ 07/06		03.0137-9215.2 669215	
1.6	77	08/04→10/10	➔	08/06→		03.0137-9309.2 669309	AP
1.7 CDTI	59 - 74	08/04→10/10					
1.4 LPG	66	08/09→10/10	➔			03.0137-9309.2 669309	AP
 Bremstrommel							
1.4	55 - 66	08/04→10/10	➔			24.0223-0021.1 480186	Ø 265 x 50 / 231
1.4 LPG	66	08/09→10/10					
1.6	77	08/04→10/10					
1.7 CDTI	59 - 74	08/04→10/10					
 Bremsbackensatz							
1.4	55 - 66	08/04→10/10	➔	→ 07/06		03.0137-0424.2 650424	Ø 230 x 42 + HEB
1.6	77	08/04→10/10				03.0520-8720.3 698720	Ø 230 x 42 + RZ / + Zub TopKit
1.7 CDTI	59 - 74	08/04→10/10	➔	08/06→		03.0137-0520.2 650520	AP Ø 230 x 43 + HEB
						03.0520-8319.3 690110	AP Ø 230 x 43 + RZ / + Zub TopKit
1.4 LPG	66	08/09→10/10	➔			03.0137-0520.2 650520	AP Ø 230 x 43 + HEB
						03.0520-8319.3 690110	AP Ø 230 x 43 + RZ / + Zub TopKit
 Seilzug, Feststellbremse							
1.3 CDTI	66	08/05→10/10		Scheibenbremse; ⚡	1	24.3727-0785.2 580785	L= 1.735 L2= 1.760 + Zub
1.6 LPG	85	08/09→10/10					
1.6 Turbo	132	02/07→10/10					
1.8	103	08/05→05/14					
1.9 CDTI	74 - 110	09/04→10/10					
1.9 CDTI 16V	88	08/04→10/10					
2.0 Turbo	125 - 147	08/04→10/10					
1.4	55 - 66	08/04→10/10		Trommelbremse; ⚡	2	24.3727-0746.2 580746	L= 182 + Zub
1.4 LPG	66	08/09→10/10		Trommelbremse; ⚡	1	24.3727-0770.2 580770	L= 1.295 L2= 1.328 + Zub
1.6	77	08/04→10/10		Scheibenbremse; ⚡	1	24.3727-0785.2 580785	L= 1.735 L2= 1.760 + Zub
1.7 CDTI	59 - 74	08/04→10/10					
1.6	85	12/06→05/14		01/07→ 11/10; Scheibenbremse; ⚡	1	24.3727-0785.2 580785	L= 1.735 L2= 1.760 + Zub
1.7 CDTI	81 - 92	02/07→05/14		04/07→ 11/10; Scheibenbremse; ⚡	1	24.3727-0785.2 580785	L= 1.735 L2= 1.760 + Zub
1.8	92	08/04→10/10		09/04→; Scheibenbremse; ⚡	1	24.3727-0785.2 580785	L= 1.735 L2= 1.760 + Zub
OPEL - ASTRA H CLASSIC Kombi (A04) 12/06→							
 Radbremszylinder							
1.4	66	01/09→	➔		2	24.3219-1755.3 020508	ALU
Zubehörsatz, Bremsbacken							
1.4	66	01/09→	➔			03.0137-9309.2 669309	AP
 Bremstrommel							
1.4	66	01/09→	➔			24.0223-0021.1 480186	Ø 265 x 50 / 231
 Bremsbackensatz							
1.4	66	01/09→	➔			03.0137-0520.2 650520	AP Ø 230 x 43 + HEB
						03.0520-8319.3 690110	AP Ø 230 x 43 + RZ / + Zub TopKit
 Seilzug, Feststellbremse							
1.4	66	01/09→		Trommelbremse; ⚡	2	24.3727-0746.2 580746	L= 182 + Zub
				Trommelbremse; ⚡	1	24.3727-0770.2 580770	L= 1.295 L2= 1.328 + Zub
				Scheibenbremse; ⚡	1	24.3727-0785.2 580785	L= 1.735 L2= 1.760 + Zub
1.6	85	12/06→05/14		01/07→ 11/10; Scheibenbremse; ⚡	1	24.3727-0785.2 580785	L= 1.735 L2= 1.760 + Zub
1.7 CDTI	81	01/09→		Scheibenbremse; ⚡	1	24.3727-0785.2 580785	L= 1.735 L2= 1.760 + Zub
1.7 CDTI	92	01/09→					
1.8	103	01/12→05/14					















	kw					! #		
OPEL - ASTRA H CLASSIC Schrägheck (A04) 01/09→								
 Radbremszylinder								
1.4	66	01/09→	→			2	24.3219-1755.3 020508 24.3220-1719.3 020448	ALU ALU
Zubehörsatz, Bremsbacken								
1.4	66	01/09→	→				03.0137-9215.2 669215 03.0137-9309.2 669309	AP
 Bremstrommel								
1.4	66	01/09→	→				24.0223-0021.1 480186	Ø 265 x 50 / 231
 Bremsbackensatz								
1.4	66	01/09→	→				03.0137-0424.2 650424 03.0137-0520.2 650520 03.0520-8319.3 690110 03.0520-8720.3 698720	Ø 230 x 42 + HEB AP Ø 230 x 43 + HEB AP Ø 230 x 43 + RZ / + Zub TopKit Ø 230 x 42 + RZ / + Zub TopKit
 Seilzug, Feststellbremse								
1.3 CDTi 1.6	66 85	01/09→ 01/09→			→ 11/10; Scheibenbremse; ↓	1	24.3727-0775.2 580775	L= 1.647 L2= 1.665
1.4	66	01/09→			Trommelbremse; ↓	2	24.3727-0746.2 580746	L= 182 + Zub
					Trommelbremse; ↓	1	24.3727-0770.2 580770	L= 1.295 L2= 1.328 + Zub
					Scheibenbremse; ↓	1	24.3727-0775.2 580775	L= 1.647 L2= 1.665
1.7 CDTi 1.8	81 - 92 103	01/09→ 02/13→			Scheibenbremse; ↓	1	24.3727-0775.2 580775	L= 1.647 L2= 1.665
OPEL - ASTRA H CLASSIC Stufenheck (A04) 02/07→								
 Seilzug, Feststellbremse								
1.6 1.7 CDTi 1.7 CDTi 1.8	85 81 92 103	01/09→05/14 01/09→ 01/09→ 02/07→09/12			Scheibenbremse; ↓	1	24.3727-0775.2 580775	L= 1.647 L2= 1.665
OPEL - ASTRA H GTC (A04) 03/05→10/10								
 Radbremszylinder								
1.4	55 - 66	03/05→10/10	→		08/06→	2	24.3219-1755.3 020508	ALU
1.6 1.7 CDTi 1.7 CDTi	77 74 59	03/05→10/10 03/05→10/10 03/05→10/10	→		→ 07/06	2	24.3220-1719.3 020448	ALU
Zubehörsatz, Bremsbacken								
1.4	55 - 66	03/05→10/10	→		→ 07/06		03.0137-9215.2 669215	
1.6 1.7 CDTi 1.7 CDTi	77 74 59	03/05→10/10 03/05→10/10 03/05→10/10	→		08/06→		03.0137-9309.2 669309	AP
 Bremstrommel								
1.4 1.6 1.7 CDTi 1.7 CDTi	55 - 66 77 74 59	03/05→10/10 03/05→10/10 03/05→10/10 03/05→10/10	→				24.0223-0021.1 480186	Ø 265 x 50 / 231
 Bremsbackensatz								
1.4	55 - 66	03/05→10/10	→		→ 07/06		03.0137-0424.2 650424 03.0520-8720.3 698720	Ø 230 x 42 + HEB Ø 230 x 42 + RZ / + Zub TopKit
1.6 1.7 CDTi 1.7 CDTi	77 74 59	03/05→10/10 03/05→10/10 03/05→10/10	→		08/06→		03.0137-0520.2 650520 03.0520-8319.3 690110	AP Ø 230 x 43 + HEB AP Ø 230 x 43 + RZ / + Zub TopKit
 Seilzug, Feststellbremse								
1.3 CDTi	66	04/05→10/10			08/05→; Scheibenbremse; ↓	1	24.3727-0775.2 580775	L= 1.647 L2= 1.665
1.4	55 - 66	03/05→10/10			→ 07/06; Trommelbremse; ↓	2	24.3727-0746.2 580746	L= 182 + Zub
1.6	77	03/05→10/10			→ 07/06; Trommelbremse; ↓	1	24.3727-0770.2 580770	L= 1.295 L2= 1.328 + Zub
1.7 CDTi 1.7 CDTi	74 59	03/05→10/10 03/05→10/10			08/06→; Trommelbremse; ↓	1	24.3727-0770.2 580770	L= 1.295 L2= 1.328 + Zub
					Scheibenbremse; ↓	1	24.3727-0775.2 580775	L= 1.647 L2= 1.665
→								














	kw			 	! #		
OPEL - ASTRA H GTC (A04) 03/05→10/10							
 Seilzug, Feststellbremse							
1.6	85	12/06→10/10		01/07→; Scheibenbremse; 	1	24.3727-0775.2 580775	L= 1.647 L2= 1.665
1.6 Turbo 1.8	132 92 - 103	02/07→10/10 03/05→10/10		Scheibenbremse; 	1	24.3727-0775.2 580775	L= 1.647 L2= 1.665
1.9 CDTi 1.9 CDTi	110 74 - 88	03/05→10/10 09/05→10/10					
1.9 CDTi 16V 2.0 Turbo	88 125 - 177	03/05→10/10 03/05→10/10					
1.7 CDTi	81 - 92	02/07→10/10		04/07→; Scheibenbremse; 	1	24.3727-0775.2 580775	L= 1.647 L2= 1.665
OPEL - ASTRA H Kasten/Kombi (L70) 02/04→12/13							
 Radbremszylinder							
1.4 EcoTec 1.6 EcoTec 1.7 CDTi	66 76 59	12/04→12/12 02/04→11/04 12/04→07/07	➔			24.3219-1755.3 020508 24.3220-1719.3 020448	ALU ALU
1.7 CDTi	74	03/04→10/10	➔	08/06→		24.3219-1755.3 020508	ALU
			➔	08/04→ 07/06		24.3220-1719.3 020448	ALU
Zubehörsatz, Bremsbacken							
1.4 EcoTec	66	12/04→12/12	➔			03.0137-9215.2 669215	
			➔	08/06→		03.0137-9309.2 669309	AP
1.6 EcoTec 1.7 CDTi	76 59	02/04→11/04 12/04→07/07	➔			03.0137-9215.2 669215 03.0137-9309.2 669309	AP
1.7 CDTi	74	03/04→10/10	➔	08/04→ 07/06		03.0137-9215.2 669215	
			➔	08/06→		03.0137-9309.2 669309	AP
 Bremstrommel							
1.4 EcoTec 1.6 EcoTec 1.7 CDTi	66 76 59	12/04→12/12 02/04→11/04 12/04→07/07	➔			24.0223-0021.1 480186	Ø 265 x 50 / 231
1.7 CDTi	74	03/04→10/10	➔	08/04→		24.0223-0021.1 480186	Ø 265 x 50 / 231
 Bremsbackensatz							
1.4 EcoTec 1.6 EcoTec 1.7 CDTi	66 76 59	12/04→12/12 02/04→11/04 12/04→07/07	➔			03.0137-0424.2 650424 03.0137-0520.2 650520 03.0520-8319.3 690110	Ø 230 x 42 + HEB AP Ø 230 x 43 + HEB AP Ø 230 x 43 + RZ / + Zub TopKit
						03.0520-8720.3 698720	Ø 230 x 42 + RZ / + Zub TopKit
1.7 CDTi	74	03/04→10/10	➔	08/04→ 07/06		03.0137-0424.2 650424 03.0520-8720.3 698720	Ø 230 x 42 + HEB Ø 230 x 42 + RZ / + Zub TopKit
			➔	08/06→		03.0137-0520.2 650520 03.0520-8319.3 690110	AP Ø 230 x 43 + HEB AP Ø 230 x 43 + RZ / + Zub TopKit
 Seilzug, Feststellbremse							
1.3 CDTi 1.6 EcoTec 1.9 CDTi	66 85 88 - 110	08/05→10/10 10/06→12/10 09/04→10/10		Scheibenbremse; 	1	24.3727-0785.2 580785	L= 1.735 L2= 1.760 + Zub
1.9 CDTi 16V	88	08/04→10/10					
1.4 EcoTec 1.7 CDTi	66 59	12/04→12/12 12/04→07/07		Trommelbremse; 	2	24.3727-0746.2 580746	L= 182 + Zub
				Trommelbremse; 	1	24.3727-0770.2 580770	L= 1.295 L2= 1.328 + Zub
				Scheibenbremse; 	1	24.3727-0775.2 580775	L= 1.647 L2= 1.665
1.6 EcoTec	76	02/04→11/04		Trommelbremse; 	2	24.3727-0746.2 580746	L= 182 + Zub
				Trommelbremse; 	1	24.3727-0770.2 580770	L= 1.295 L2= 1.328 + Zub
				Scheibenbremse; 	1	24.3727-0785.2 580785	L= 1.735 L2= 1.760 + Zub
1.7 CDTi	74	03/04→10/10		08/04→; Trommelbremse; 	2	24.3727-0746.2 580746	L= 182 + Zub
				08/04→; Trommelbremse; 	1	24.3727-0770.2 580770	L= 1.295 L2= 1.328 + Zub
				08/04→; Scheibenbremse; 	1	24.3727-0785.2 580785	L= 1.735 L2= 1.760 + Zub
1.7 CDTi	81 - 92	02/07→10/10		04/07→; Scheibenbremse; 	1	24.3727-0785.2 580785	L= 1.735 L2= 1.760 + Zub
1.9 CDTi	74	08/05→12/12		Scheibenbremse; 	1	24.3727-0775.2 580775	L= 1.647 L2= 1.665














	kw					! #		
OPEL - ASTRA H Stufenheck (A04) 02/07→05/14								
 Radbremsszylinder								
1.7 CDTi	74	02/07→10/10	➔			2	24.3219-1755.3 020508	ALU
Zubehörsatz, Bremsbacken								
1.7 CDTi	74	02/07→10/10	➔				03.0137-9309.2 669309	AP
 Bremstrommel								
1.7 CDTi	74	02/07→10/10	➔				24.0223-0021.1 480186	Ø 265 x 50 / 231
 Bremsbackensatz								
1.7 CDTi	74	02/07→10/10	➔				03.0137-0520.2 650520 03.0520-8319.3 690110	AP Ø 230 x 43 + HEB AP Ø 230 x 43 + RZ / + Zub TopKit
 Seilzug, Feststellbremse								
1.3 CDTi	66	02/07→10/10		Scheibenbremse; ⚡		1	24.3727-0775.2 580775	L= 1.647 L2= 1.665
1.4	66	02/07→06/10						
1.6	77	02/07→06/10						
1.8	103	02/07→09/12						
1.6	85	02/07→05/14		→ 11/10; Scheibenbremse; ⚡		1	24.3727-0775.2 580775	L= 1.647 L2= 1.665
1.7 CDTi	74	02/07→10/10		Trommelbremse; ⚡		1	24.3727-0770.2 580770	L= 1.295 L2= 1.328 + Zub
				Scheibenbremse; ⚡		1	24.3727-0775.2 580775	L= 1.647 L2= 1.665
1.7 CDTi	81	02/07→05/14		04/07→ 11/10; Scheibenbremse; ⚡		1	24.3727-0775.2 580775	L= 1.647 L2= 1.665
OPEL - ASTRA H TwinTop (A04) 09/05→10/10								
 Seilzug, Feststellbremse								
1.4	66	10/05→10/10		03/06→; Scheibenbremse; ⚡		1	24.3727-0775.2 580775	L= 1.647 L2= 1.665
1.6	77	09/05→10/10						
1.8	92 - 103	09/05→10/10						
1.9 CDTi	110	09/05→10/10						
2.0 Turbo	125 - 147	09/05→10/10						
1.6	85	12/06→10/10		Scheibenbremse; ⚡		1	24.3727-0775.2 580775	L= 1.647 L2= 1.665
1.6 Turbo	132	02/07→10/10						
OPEL - ASTRA J (P10) 09/09→10/15								
 Seilzug, Feststellbremse								
1.3 CDTI	70	12/09→10/15		- eFSB; ☐			24.3727-0794.2 580794	L= 1.812
1.4	64 - 74	12/09→10/15		- eFSB; ☐			24.3727-0795.2 580795	L= 1.814
1.4 LPG	103	01/12→10/15		- eFSB; ⚡		1	24.3727-0798.2 580798	L= 1.798
1.4 Turbo	103	12/09→10/15						
1.6	85	12/09→10/15						
1.6 CDTi	81 - 100	11/13→10/15						
1.6 SIDI	125	12/12→10/15						
1.6 Turbo	132	12/09→10/15						
1.6 Turbo 4x4	132	12/09→10/15						
1.7 CDTI	81 - 96	09/09→10/15						
2.0 BiTurbo CDTI	143	09/12→10/15						
2.0 CDTI	96 - 121	09/09→10/15						
1.4 Turbo	88	10/10→10/15		11/10→; - eFSB; ☐			24.3727-0794.2 580794	L= 1.812
				11/10→; - eFSB; ☐			24.3727-0795.2 580795	L= 1.814
				11/10→; - eFSB; ⚡		1	24.3727-0798.2 580798	L= 1.798
OPEL - ASTRA J Caravan (P10) 10/10→10/15								
 Seilzug, Feststellbremse								
1.3 CDTI	70	10/10→10/14		11/10→; - eFSB; ☐			24.3727-0794.2 580794	L= 1.812
1.4	64 - 74	10/10→10/15		11/10→; - eFSB; ☐			24.3727-0795.2 580795	L= 1.814
1.4 Turbo	88 - 103	10/10→10/15		11/10→; - eFSB; ⚡		1	24.3727-0798.2 580798	L= 1.798
1.6	85	10/10→10/15						
1.6 Turbo	132	10/10→10/15						
1.7 CDTI	74 - 96	10/10→10/15						
2.0 CDTI	118	10/10→10/15						
1.4 LPG	103	12/11→10/15		- eFSB; ☐			24.3727-0794.2 580794	L= 1.812
1.6 CDTi	81 - 100	11/13→10/15		- eFSB; ☐			24.3727-0795.2 580795	L= 1.814
1.6 SIDI	125	12/12→10/15		- eFSB; ⚡		1	24.3727-0798.2 580798	L= 1.798











	kW			 	! #		
OPEL - ASTRA J Caravan (P10) 10/10→10/15							
 Seilzug, Feststellbremse							
2.0 BiTurbo CDTI	143	09/12→10/15		- eFSB; <input type="checkbox"/>		24.3727-0794.2 580794	L= 1.812
2.0 CDTI	96 - 121	08/11→10/15		- eFSB; <input type="checkbox"/>		24.3727-0795.2 580795	L= 1.814
				- eFSB; <input checked="" type="checkbox"/>	1	24.3727-0798.2 580798	L= 1.798
OPEL - ASTRA J GTC 10/11→							
 Seilzug, Feststellbremse							
1.4	74 - 103	10/11→		- eFSB; <input type="checkbox"/>		24.3727-0794.2 580794	L= 1.812
1.6	132	10/11→		- eFSB; <input type="checkbox"/>		24.3727-0795.2 580795	L= 1.814
1.6 CDTI	81 - 100	07/14→		- eFSB; <input checked="" type="checkbox"/>	1	24.3727-0798.2 580798	L= 1.798
1.6 SIDI	125 - 147	12/12→					
1.7 CDTI	81 - 96	10/11→10/15					
1.8	103	10/11→10/15					
2.0 CDTI	96 - 121	10/11→10/15					
2.0 BiTurbo CDTI	143	10/12→10/15		12/12→; - eFSB; <input type="checkbox"/>		24.3727-0794.2 580794	L= 1.812
				12/12→; - eFSB; <input type="checkbox"/>		24.3727-0795.2 580795	L= 1.814
				12/12→; - eFSB; <input checked="" type="checkbox"/>	1	24.3727-0798.2 580798	L= 1.798
OPEL - ASTRA J Kasten/Kombi (P10) 09/09→10/15							
 Seilzug, Feststellbremse							
1.3 CDTi	70	10/12→10/15		- eFSB; <input type="checkbox"/>		24.3727-0794.2 580794	L= 1.812
1.6 CDTi	81	01/14→10/15		- eFSB; <input type="checkbox"/>		24.3727-0795.2 580795	L= 1.814
1.7 CDTi	96	10/12→10/15		- eFSB; <input type="checkbox"/>		24.3727-0795.2 580795	L= 1.814
2.0 CDTi	121	10/12→10/15		- eFSB; <input checked="" type="checkbox"/>	1	24.3727-0798.2 580798	L= 1.798
OPEL - ASTRA J Kasten/Schrägheck (P10) 09/09→10/15							
 Seilzug, Feststellbremse							
1.3 CDTi	70	05/13→10/15		- eFSB; <input type="checkbox"/>		24.3727-0794.2 580794	L= 1.812
1.6 CDTi	81	01/14→10/15		- eFSB; <input type="checkbox"/>		24.3727-0795.2 580795	L= 1.814
1.7 CDTi	81	05/13→10/15		- eFSB; <input type="checkbox"/>		24.3727-0795.2 580795	L= 1.814
				- eFSB; <input checked="" type="checkbox"/>	1	24.3727-0798.2 580798	L= 1.798
OPEL - ASTRA J Stufenheck 06/12→							
 Seilzug, Feststellbremse							
1.3 CDTI	70	06/12→10/15		- eFSB; <input type="checkbox"/>		24.3727-0794.2 580794	L= 1.812
1.4	64 - 74	06/12→10/15		- eFSB; <input type="checkbox"/>		24.3727-0795.2 580795	L= 1.814
1.4 LPG	103	07/14→		- eFSB; <input checked="" type="checkbox"/>	1	24.3727-0798.2 580798	L= 1.798
1.4 Turbo	88 - 103	06/12→					
1.6	85	06/12→					
1.6 CDTi	81 - 100	01/14→					
1.6 SIDI	125	06/12→10/15					
1.6 Turbo	132	06/12→					
1.7 CDTI	74 - 96	06/12→10/15					
OPEL - CALIBRA A (C89) 08/89→07/97							
 Bremsbackensatz, Feststellbremse							
2.0 i 16V	100	02/94→07/97	➔			03.0137-0172.2 650172	Ø 160 x 25
2.0 i 16V 4x4	100	02/94→07/97					
2.0 i 4x4	85	06/90→07/97					
2.0 i Turbo 4x4	150	08/91→07/97					
2.5 i V6	125	04/93→07/97					
Zubehörsatz, Feststellbremsbacken							
2.0 i 16V	100	02/94→07/97	➔			03.0137-9092.2 669092	
2.0 i 16V 4x4	100	02/94→07/97					
2.0 i 4x4	85	06/90→07/97					
2.0 i Turbo 4x4	150	08/91→07/97					
2.5 i V6	125	04/93→07/97	➔			03.0137-9243.2 669243	
 Seilzug, Feststellbremse							
2.0 i 16V	100	02/94→07/97		Scheibenbremse; <input checked="" type="checkbox"/>	1	24.3727-0736.2 580736	L= 1.365 L2= 1.498 + Zub
2.0 i 16V 4x4	100	02/94→07/97					
2.0 i 4x4	85	06/90→07/97					
2.0 i Turbo 4x4	150	08/91→07/97					
2.5 i V6	125	04/93→07/97					

















	kW			 	! #		
OPEL - CAMPO (TF0, TF1) 08/87→06/02							
 Radbremsszylinder							
2.5 DTI 2.5 DTI 4x4	74 74	07/01→12/01 07/01→12/01	➡		2	24.3225-1702.3 020425	GG
2.5 TD 2.5 TD 4x4	56 56	07/94→06/01 07/94→06/01	➡	→ 08/96	2	24.3225-1702.3 020425	GG
3.1 TD 3.1 TD 4x4	80 80	12/92→06/01 12/92→06/01	➡	09/96→	2	24.3225-1702.3 020425	GG
			➡	→ 08/96	2	24.3225-1702.3 020425	GG
 Bremsbackensatz							
2.5 DTI 4x4	74	07/01→12/01	➡			03.0137-0445.2 650445	Ø 294 x 47 - HEB
3.1 TD 4x4	80	12/92→06/01	➡	09/96→		03.0137-0445.2 650445	Ø 294 x 47 - HEB
OPEL - COMBO Kasten/Großraumlimousine 10/01→							
 Radbremsszylinder							
1.3 CDTI 16V 1.4 16V 1.6 1.6 CNG 16V 1.7 CDTI 16V 1.7 DI 16V 1.7 DTI 16V	51 - 55 66 64 69 - 71 74 48 55	08/05→ 08/05→ 10/01→ 04/05→ 12/04→ 10/01→ 10/01→	➡	→ 10/11		24.3219-1715.3 020122	ALU
Zubehörsatz, Bremsbacken							
1.3 CDTI 16V 1.4 16V 1.6 1.6 CNG 16V 1.7 CDTI 16V 1.7 DI 16V 1.7 DTI 16V	51 - 55 66 64 69 - 71 74 48 55	08/05→ 08/05→ 10/01→ 04/05→ 12/04→ 10/01→ 10/01→	➡	→ 10/11		03.0137-9215.2 669215	
 Bremstrommel							
1.3 CDTI 16V 1.4 16V 1.6 1.6 CNG 16V 1.7 CDTI 16V 1.7 DI 16V 1.7 DTI 16V	51 - 55 66 64 69 - 71 74 48 55	08/05→ 08/05→ 10/01→ 04/05→ 12/04→ 10/01→ 10/01→	➡	→ 36999999 43000001→; → 10/11		24.0223-0013.2 480061 24.0223-0021.1 480186	Ø 265 x 50 / 231 Ø 265 x 50 / 231
 Bremsbackensatz							
1.3 CDTI 16V 1.4 16V 1.6 1.6 CNG 16V 1.7 CDTI 16V 1.7 DI 16V 1.7 DTI 16V	51 - 55 66 64 69 - 71 74 48 55	08/05→ 08/05→ 10/01→ 04/05→ 12/04→ 10/01→ 10/01→	➡	→ 10/11		03.0137-0424.2 650424 03.0520-6019.3 696019	Ø 230 x 42 + HEB Ø 230 x 42 + RZ / + Zub TopKit
 Seilzug, Feststellbremse							
1.3 CDTI 16V 1.4 16V 1.6 1.6 CNG 16V 1.7 CDTI 16V 1.7 DI 16V 1.7 DTI 16V	51 - 55 66 64 69 - 71 74 48 55	08/05→ 08/05→ 10/01→ 04/05→ 12/04→ 10/01→ 10/01→		→ 10/11; ⚠ → 10/11; Trommelbremse; ⚠ → 10/11; ⚠	2 1 1	24.3727-0746.2 580746 24.3727-0761.2 580761 24.3727-0767.2 580767	L= 182 + Zub L= 1.235 L2= 1.235 L= 445
OPEL - COMBO Kasten/Großraumlimousine (71_) 07/94→10/01							
 Radbremsszylinder							
1.2 1.4 1.7 D	33 44 - 60 44	07/94→10/01 07/94→10/01 07/94→10/01	➡	→ 09/00		24.3219-1111.3 020194	TRW GG
1.4 16V →	66	08/99→10/01	➡	10/01→		24.3219-1715.3 020122	ALU














	kw					! #		
OPEL - COMBO Kasten/Großraumlimousine (71_) 07/94→10/01								
Zubehörsatz, Bremsbacken								
1.2 1.4	33 44 - 60	07/94→10/01 07/94→10/01	➡	→ 09/00			03.0137-9053.2 669053	TRW
1.7 D	44	07/94→10/01						
1.4 16V	66	08/99→10/01	➡	10/01→			03.0137-9215.2 669215	
 Bremstrommel								
1.2 1.4	33 44 - 60	07/94→10/01 07/94→10/01	➡	→ 09/00			24.0223-0008.2 480038	Ø 273 x 60 / 231
1.7 D	44	07/94→10/01						
1.4 16V	66	08/99→10/01	➡	10/01→; → 36999999			24.0223-0013.2 480061	Ø 265 x 50 / 231
			➡	43000001→			24.0223-0021.1 480186	Ø 265 x 50 / 231
 Bremsbackensatz								
1.2 1.4	33 44 - 60	07/94→10/01 07/94→10/01	➡	→ 09/00			03.0137-0167.2 650167	TRW Ø 230 x 51 + HEB
1.7 D	44	07/94→10/01					03.0520-5819.3 695819	TRW Ø 230 x 51 + RZ / + Zub TopKit
1.4 16V	66	08/99→10/01	➡	10/01→			03.0137-0424.2 650424	Ø 230 x 42 + HEB
							03.0520-6019.3 696019	Ø 230 x 42 + RZ / + Zub TopKit
 Seilzug, Feststellbremse								
1.2 1.4	33 44 - 60	07/94→10/01 07/94→10/01		→ 09/00; Trommelbremse; ⚠	1	24.3727-0759.2 580759		L= 1.659 L2= 1.521
1.7 D	44	07/94→10/01						
1.4 16V	66	08/99→10/01		10/01→; ⚠	2	24.3727-0746.2 580746		L= 182 + Zub
				10/01→; Trommelbremse; ⚠	1	24.3727-0761.2 580761		L= 1.235 L2= 1.235
				10/01→; ⚠	1	24.3727-0767.2 580767		L= 445
OPEL - COMBO Kasten/Großraumlimousine (X12) 02/12→								
 Radbremszylinder								
1.3 CDTI 1.4	59 - 70 70 - 88	02/12→ 02/12→	➡	Bremstrommeldurchmesser innen [Zoll]: 9; für verkürzten Radstand		24.3220-1728.3 020509		ALU
1.4 CNG 1.6 CDTI	88 66 - 88	02/12→ 02/12→	➡	Bremstrommeldurchmesser innen [Zoll]: 10; für erhöhte Nutzlast		24.3225-1704.3 020541		ALU
2.0 CDTI	99	02/12→						
Zubehörsatz, Bremsbacken								
1.3 CDTI 1.4	59 - 70 70 - 88	02/12→ 02/12→	➡	Bremstrommeldurchmesser innen [Zoll]: 9; für verkürzten Radstand		03.0137-9296.2 669296		
1.4 CNG 1.6 CDTI	88 66 - 88	02/12→ 02/12→	➡	Bremstrommeldurchmesser innen [Zoll]: 10; für verlängerten Radstand		03.0137-9309.2 669309		AP
2.0 CDTI	99	02/12→						
 Bremsbackensatz								
1.3 CDTI 1.4	59 - 70 70 - 88	02/12→ 02/12→	➡	Bremstrommeldurchmesser innen [Zoll]: 9; für verkürzten Radstand		03.0137-0457.2 650457		AP Ø 228 x 42 + HEB
1.4 CNG 1.6 CDTI	88 66 - 88	02/12→ 02/12→	➡	Bremstrommeldurchmesser innen [Zoll]: 10; für verlängerten Radstand		03.0137-0505.2 650505		AP Ø 254 x 57 + HEB
2.0 CDTI	99	02/12→	➡	Bremstrommeldurchmesser innen [Zoll]: 10; für erhöhte Nutzlast		03.0520-1425.3 691425		Ø 254 x 57 + RZ / + Zub TopKit
			➡	Bremstrommeldurchmesser innen [Zoll]: 10; nicht für erhöhte Nutzlast		03.0520-7422.3 697422		AP Ø 254 x 57 + RZ / + Zub TopKit
			➡	Bremstrommeldurchmesser innen [Zoll]: 9		03.0521-0320.3 690320		AP Ø 228 x 42 + RZ / + Zub TopKit
OPEL - COMBO Tour 10/01→12/11								
 Radbremszylinder								
1.3 CDTI 16V 1.6	51 62 - 64	06/04→01/11 10/01→09/06	➡		2	24.3219-1715.3 020122		ALU
1.6 CNG 1.7 DI 16V 1.7 DTI 16V	71 48 55	04/05→01/11 10/01→06/04 10/01→06/04						
1.3 CDTI 16V →	55	10/05→12/11	➡	→ 10/11	2	24.3219-1715.3 020122		ALU












	kW					! #		
OPEL - COMBO Tour 10/01→12/11								
 Radbremszylinder								
1.4 1.6 CNG 1.7 CDTI 16V	66 69 74	10/04→12/11 06/06→12/11 07/04→12/11	➔	→ 10/11		2	24.3219-1715.3 020122	ALU
Zubehörsatz, Bremsbacken								
1.3 CDTI 16V 1.6 1.6 CNG 1.7 DI 16V 1.7 DTI 16V	51 62 - 64 71 48 55	06/04→01/11 10/01→09/06 04/05→01/11 10/01→06/04 10/01→06/04	➔				03.0137-9215.2 669215	
1.3 CDTI 16V 1.4 1.6 CNG 1.7 CDTI 16V	55 66 69 74	10/05→12/11 10/04→12/11 06/06→12/11 07/04→12/11	➔	→ 10/11			03.0137-9215.2 669215	
 Bremstrommel								
1.3 CDTI 16V 1.6 1.6 CNG 1.7 DI 16V 1.7 DTI 16V	51 62 - 64 71 48 55	06/04→01/11 10/01→09/06 04/05→01/11 10/01→06/04 10/01→06/04	➔	→ 36999999			24.0223-0013.2 480061	Ø 265 x 50 / 231
			➔	43000001→			24.0223-0021.1 480186	Ø 265 x 50 / 231
1.3 CDTI 16V 1.4 1.6 CNG 1.7 CDTI 16V	55 66 69 74	10/05→12/11 10/04→12/11 06/06→12/11 07/04→12/11	➔	→ 36999999			24.0223-0013.2 480061	Ø 265 x 50 / 231
			➔	43000001→; → 10/11			24.0223-0021.1 480186	Ø 265 x 50 / 231
 Bremsbackensatz								
1.3 CDTI 16V 1.6 1.6 CNG 1.7 DI 16V 1.7 DTI 16V	51 62 - 64 71 48 55	06/04→01/11 10/01→09/06 04/05→01/11 10/01→06/04 10/01→06/04	➔				03.0137-0424.2 650424 03.0520-6019.3 696019	Ø 230 x 42 + HEB Ø 230 x 42 + RZ / + Zub TopKit
1.3 CDTI 16V 1.4 1.6 CNG 1.7 CDTI 16V	55 66 69 74	10/05→12/11 10/04→12/11 06/06→12/11 07/04→12/11	➔	→ 10/11			03.0137-0424.2 650424 03.0520-6019.3 696019	Ø 230 x 42 + HEB Ø 230 x 42 + RZ / + Zub TopKit
 Seilzug, Feststellbremse								
1.3 CDTI 16V 1.6 1.6 CNG 1.7 DI 16V 1.7 DTI 16V	51 62 - 64 71 48 55	06/04→01/11 10/01→09/06 04/05→01/11 10/01→06/04 10/01→06/04		↓		2	24.3727-0746.2 580746	L= 182 + Zub
				Trommelbremse; ↓		1	24.3727-0761.2 580761	L= 1.235 L2= 1.235
				↑		1	24.3727-0767.2 580767	L= 445
1.3 CDTI 16V 1.4 1.6 CNG 1.7 CDTI 16V	55 66 69 74	10/05→12/11 10/04→12/11 06/06→12/11 07/04→12/11		→ 10/11; ↓		2	24.3727-0746.2 580746	L= 182 + Zub
				→ 10/11; Trommelbremse; ↓		1	24.3727-0761.2 580761	L= 1.235 L2= 1.235
				→ 10/11; ↑		1	24.3727-0767.2 580767	L= 445
OPEL - COMBO Tour (X12) 02/12→								
 Radbremszylinder								
1.3 CDTI 1.4 1.4 CNG 1.6 CDTI 2.0 CDTI	55 - 70 70 - 88 88 66 - 88 99	02/12→ 02/12→ 02/12→ 02/12→ 02/12→	➔	Bremstrommeldurchmesser innen [Zoll]: 9; für verkürzten Radstand			24.3220-1728.3 020509	ALU
			➔	Bremstrommeldurchmesser innen [Zoll]: 10; für erhöhte Nutzlast			24.3225-1704.3 020541	ALU
Zubehörsatz, Bremsbacken								
1.3 CDTI 1.4 1.4 CNG 1.6 CDTI 2.0 CDTI	55 - 70 70 - 88 88 66 - 88 99	02/12→ 02/12→ 02/12→ 02/12→ 02/12→	➔	Bremstrommeldurchmesser innen [Zoll]: 9; für verkürzten Radstand			03.0137-9296.2 669296	
			➔	Bremstrommeldurchmesser innen [Zoll]: 10; für verlängerten Radstand			03.0137-9309.2 669309	AP
 Bremsbackensatz								
1.3 CDTI 1.4 1.4 CNG →	55 - 70 70 - 88 88	02/12→ 02/12→ 02/12→	➔	Bremstrommeldurchmesser innen [Zoll]: 9; für verkürzten Radstand			03.0137-0457.2 650457	AP Ø 228 x 42 + HEB
			➔	Bremstrommeldurchmesser innen [Zoll]: 10; für verlängerten Radstand			03.0137-0505.2 650505	AP Ø 254 x 57 + HEB











	kw				! #		
OPEL - COMBO Tour (X12) 02/12→							
 Bremsbackensatz							
1.6 CDTI	66 - 88	02/12→	➔	Bremstrommeldurchmesser innen [Zoll]: 10; für erhöhte Nutzlast	03.0520-1425.3	691425	Ø 254 x 57 + RZ / + Zub TopKit
2.0 CDTI	99	02/12→	➔	Bremstrommeldurchmesser innen [Zoll]: 10; nicht für erhöhte Nutzlast	03.0520-7422.3	697422	AP Ø 254 x 57 + RZ / + Zub TopKit
			➔	Bremstrommeldurchmesser innen [Zoll]: 9	03.0521-0320.3	690320	AP Ø 228 x 42 + RZ / + Zub TopKit
OPEL - CORSA B (S93) 03/93→12/02							
 Radbremszylinder							
1.0 i 12V	40	11/96→09/00	➔		2	24.3219-1715.3	020122 ALU
1.2 i	33	03/93→09/00				24.3219-1767.3	020552 GG
1.4 i	40 - 44	03/93→09/00					
1.4 i 16V	63 - 66	09/94→09/00					
1.4 Si	60	03/93→09/00					
1.5 D	37	03/93→09/00					
1.5 TD	49	03/93→09/00					
1.6 i 16V	74 - 78	09/94→09/00					
1.7 D	44	02/96→09/00					
1.2 i 16V	48	03/98→09/00	➔	04/98→	2	24.3219-1715.3	020122 ALU
						24.3219-1767.3	020552 GG
1.6 GSI 16V	80	03/93→09/00	➔	09/93→	2	24.3219-1715.3	020122 ALU
						24.3219-1767.3	020552 GG
Zubehörsatz, Bremsbacken							
1.0 i 12V	40	11/96→09/00	➔			03.0137-9166.2	669166
1.2 i	33	03/93→09/00					
1.4 i	40 - 44	03/93→09/00					
1.4 i 16V	63 - 66	09/94→09/00					
1.4 Si	60	03/93→09/00					
1.5 D	37	03/93→09/00					
1.5 TD	49	03/93→09/00					
1.6 i 16V	74 - 78	09/94→09/00					
1.7 D	44	02/96→09/00					
1.2 i 16V	48	03/98→09/00	➔	04/98→		03.0137-9166.2	669166
1.6 GSI 16V	80	03/93→09/00	➔	09/93→		03.0137-9166.2	669166
 Bremstrommel							
1.0 i 12V	40	11/96→09/00	➔	- ABS		24.0220-0012.1	480017 Ø 228 x 35 / 201 - RLG
1.2 i	33	03/93→09/00				24.0220-0712.2	480208 Ø 228 x 35 / 201 + RLG
1.4 i	40 - 44	03/93→09/00	➔	+ ABS		24.0220-0033.2	480132 Ø 228 x 35 / 201 - RLG / + ABS Ring
1.4 i 16V	63 - 66	09/94→09/00					
1.4 Si	60	03/93→09/00					
1.5 D	37	03/93→09/00					
1.5 TD	49	03/93→09/00					
1.6 i 16V	74 - 78	09/94→09/00					
1.7 D	44	02/96→09/00					
1.2 i 16V	48	03/98→09/00	➔	04/98→; - ABS		24.0220-0012.1	480017 Ø 228 x 35 / 201 - RLG
			➔	04/98→; + ABS		24.0220-0712.2	480208 Ø 228 x 35 / 201 + RLG
			➔	04/98→; + ABS		24.0220-0033.2	480132 Ø 228 x 35 / 201 - RLG / + ABS Ring
1.6 GSI 16V	80	03/93→09/00	➔	09/93→; - ABS		24.0220-0012.1	480017 Ø 228 x 35 / 201 - RLG
			➔	09/93→; + ABS		24.0220-0712.2	480208 Ø 228 x 35 / 201 + RLG
			➔	09/93→; + ABS		24.0220-0033.2	480132 Ø 228 x 35 / 201 - RLG / + ABS Ring
 Bremsbackensatz							
1.0 i 12V	40	11/96→09/00	➔			03.0137-0266.2	650266 Ø 200 x 29 + HEB
1.2 i	33	03/93→09/00				03.0520-1019.3	691019 TRW Ø 200 x 29 + RZ / + Zub TopKit
1.4 i	40 - 44	03/93→09/00					
1.4 i 16V	63 - 66	09/94→09/00				03.0525-0010.3	EQ0010 TRW Ø 200 x 29 - RZ / + Zub Easy Quick
1.4 Si	60	03/93→09/00					
1.5 D	37	03/93→09/00					
1.5 TD	49	03/93→09/00					
➔							

































	kw					! #		
OPEL - CORSA B (S93) 03/93→12/02								
 Bremsbackensatz								
1.6 i 16V	74	09/94→09/00	➔				03.0137-0266.2 650266	Ø 200 x 29 + HEB
1.7 D	78 44	02/96→09/00					03.0520-1019.3 691019	TRW Ø 200 x 29 + RZ / + Zub TopKit
							03.0525-0010.3 EQ0010	TRW Ø 200 x 29 - RZ / + Zub Easy Quick
1.2 i 16V	48	03/98→09/00	➔	04/98→			03.0137-0266.2 650266	Ø 200 x 29 + HEB
							03.0520-1019.3 691019	TRW Ø 200 x 29 + RZ / + Zub TopKit
							03.0525-0010.3 EQ0010	TRW Ø 200 x 29 - RZ / + Zub Easy Quick
1.6 GSI 16V	80	03/93→09/00	➔	09/93→			03.0137-0266.2 650266	Ø 200 x 29 + HEB
							03.0520-1019.3 691019	TRW Ø 200 x 29 + RZ / + Zub TopKit
							03.0525-0010.3 EQ0010	TRW Ø 200 x 29 - RZ / + Zub Easy Quick
 Seilzug, Feststellbremse								
1.0 i 12V	40	11/96→09/00			Trommelbremse; <input type="checkbox"/>		24.3727-0743.2 580743	L= 1.373 + Zub
1.2 i	33	03/93→09/00						
1.4 i	40 - 44	03/93→09/00			Trommelbremse; <input type="checkbox"/>		24.3727-0744.2 580744	L= 1.078 + Zub
1.4 i 16V	63 - 66	09/94→09/00						
1.4 Si	60	03/93→09/00						
1.5 D	37	03/93→09/00						
1.5 TD	49	03/93→09/00						
1.6 i 16V	74 - 78	09/94→09/00						
1.7 D	44	02/96→09/00						
1.2 i 16V	48	03/98→09/00		04/98→;	Trommelbremse; <input type="checkbox"/>		24.3727-0743.2 580743	L= 1.373 + Zub
				04/98→;	Trommelbremse; <input type="checkbox"/>		24.3727-0744.2 580744	L= 1.078 + Zub
1.6 GSI 16V	80	03/93→09/00		09/93→;	Trommelbremse; <input type="checkbox"/>		24.3727-0743.2 580743	L= 1.373 + Zub
				09/93→;	Trommelbremse; <input type="checkbox"/>		24.3727-0744.2 580744	L= 1.078 + Zub
OPEL - CORSA B Kasten/Schrägheck (S93) 08/94→12/01								
 Radbremszylinder								
1.4 i	44	08/99→09/00	➔				24.3219-1715.3 020122	ALU
1.7 D	44	08/99→09/00					24.3219-1767.3 020552	GG
Zubehörsatz, Bremsbacken								
1.4 i	44	08/99→09/00	➔				03.0137-9166.2 669166	
1.7 D	44	08/99→09/00						
 Bremstrommel								
1.4 i	44	08/99→09/00	➔	- ABS			24.0220-0012.1 480017	Ø 228 x 35 / 201 - RLG
1.7 D	44	08/99→09/00					24.0220-0712.2 480208	Ø 228 x 35 / 201 + RLG
			➔	+ ABS			24.0220-0033.2 480132	Ø 228 x 35 / 201 - RLG / + ABS Ring
 Bremsbackensatz								
1.4 i	44	08/99→09/00	➔				03.0137-0266.2 650266	Ø 200 x 29 + HEB
1.7 D	44	08/99→09/00					03.0520-1019.3 691019	TRW Ø 200 x 29 + RZ / + Zub TopKit
							03.0525-0010.3 EQ0010	TRW Ø 200 x 29 - RZ / + Zub Easy Quick
 Seilzug, Feststellbremse								
1.4 i	44	08/99→09/00			Trommelbremse; <input type="checkbox"/>		24.3727-0743.2 580743	L= 1.373 + Zub
1.7 D	44	08/99→09/00			Trommelbremse; <input type="checkbox"/>		24.3727-0744.2 580744	L= 1.078 + Zub
OPEL - CORSA B Kombi (S93) 04/98→12/02								
 Radbremszylinder								
1.4 i 16V	66	01/99→12/02	➔	→ 09/00		2	24.3219-1715.3 020122	ALU
1.7 D	44	01/99→12/02					24.3219-1767.3 020552	GG
Zubehörsatz, Bremsbacken								
1.4 i 16V	66	01/99→12/02	➔	→ 09/00			03.0137-9166.2 669166	
1.7 D	44	01/99→12/02						
→								



















	kw					! #		
OPEL - CORSA B Kombi (S93) 04/98→12/02								
 Bremstrommel								
1.4 i 16V 1.7 D	66 44	01/99→12/02 01/99→12/02	➔	→ 09/00; - ABS		24.0220-0012.1 24.0220-0712.2	480017 480208	Ø 228 x 35 / 201 - RLG Ø 228 x 35 / 201 + RLG
			➔	→ 09/00; + ABS		24.0220-0033.2	480132	Ø 228 x 35 / 201 - RLG / + ABS Ring
 Bremsbackensatz								
1.4 i 16V 1.7 D	66 44	01/99→12/02 01/99→12/02	➔	→ 09/00		03.0137-0266.2 03.0520-1019.3 03.0525-0010.3	650266 691019 EQ0010	Ø 200 x 29 + HEB TRW Ø 200 x 29 + RZ / + Zub TopKit TRW Ø 200 x 29 - RZ / + Zub Easy Quick
 Seilzug, Feststellbremse								
1.4 i 16V 1.7 D	66 44	01/99→12/02 01/99→12/02		→ 09/00; Trommelbremse; <input type="checkbox"/>		24.3727-0743.2	580743	L= 1.373 + Zub
				→ 09/00; Trommelbremse; <input type="checkbox"/>		24.3727-0744.2	580744	L= 1.078 + Zub
OPEL - CORSA C (X01) 09/00→12/09								
 Radbremszylinder								
1.0 1.4	43 60	09/00→06/03 01/02→12/09	➔		2	24.3219-1715.3	020122	ALU
1.0 1.2 1.2 Twinport 1.3 CDTI 1.4 1.4 Twinport 1.7 DI 1.7 DTI	44 55 59 51 66 66 48 55	06/03→12/09 09/00→12/09 07/04→12/09 06/03→12/09 09/00→12/09 06/03→12/09 09/00→12/09 09/00→12/09	➔	→ 09/06	2	24.3219-1715.3	020122	ALU
1.7 CDTI	74	06/03→12/09	➔	→ 09/06	2	24.3220-1719.3	020448	ALU
Zubehörsatz, Bremsbacken								
1.0 1.4	43 60	09/00→06/03 01/02→12/09	➔	- ABS		03.0137-9166.2	669166	
			➔	+ ABS		03.0137-9167.2	669167	
1.0 1.2 1.2 Twinport 1.3 CDTI 1.4 1.4 Twinport 1.7 CDTI 1.7 DI 1.7 DTI	44 55 59 51 66 66 74 48 55	06/03→12/09 09/00→12/09 07/04→12/09 06/03→12/09 09/00→12/09 06/03→12/09 06/03→12/09 09/00→12/09 09/00→12/09	➔	- ABS; → 09/06		03.0137-9166.2	669166	
			➔	+ ABS; → 09/06		03.0137-9167.2	669167	
 Bremstrommel								
1.0 1.4	43 60	09/00→06/03 01/02→12/09	➔	+ ABS		24.0220-0038.1 24.0220-0738.2	480162 480214	Ø 228 x 54 / 201 - RLG / - ABS Ring Ø 228 x 54 / 201 + RLG / - ABS Ring
			➔	- ABS		24.0220-0039.1	480163	Ø 228 x 35 / 201 - RLG / - ABS Ring
1.0 1.2 1.2 Twinport 1.3 CDTI 1.4 1.4 Twinport 1.7 DI 1.7 DTI	44 55 59 51 66 66 48 55	06/03→12/09 09/00→12/09 07/04→12/09 06/03→12/09 09/00→12/09 06/03→12/09 09/00→12/09 09/00→12/09	➔	+ ABS; → 09/06		24.0220-0038.1 24.0220-0738.2	480162 480214	Ø 228 x 54 / 201 - RLG / - ABS Ring Ø 228 x 54 / 201 + RLG / - ABS Ring
			➔	- ABS; → 09/06		24.0220-0039.1	480163	Ø 228 x 35 / 201 - RLG / - ABS Ring
 Bremsbackensatz								
1.0 1.4	43 60	09/00→06/03 01/02→12/09	➔	- ABS		03.0137-0395.2 03.0520-5119.3 03.0525-0025.3	650395 695119 EQ0025	Ø 200 x 29 + HEB Ø 200 x 29 + RZ / + Zub TopKit Ø 200 x 29 - RZ / + Zub Easy Quick
			➔	+ ABS		03.0137-0396.2 03.0520-5219.3	650396 695219	Ø 200 x 46 + HEB Ø 200 x 46 + RZ / + Zub TopKit
1.0 1.2 1.2 Twinport 1.3 CDTI 1.4 1.4 Twinport	44 55 59 51 66 66	06/03→12/09 09/00→12/09 07/04→12/09 06/03→12/09 09/00→12/09 06/03→12/09	➔	- ABS; → 09/06		03.0137-0395.2 03.0520-5119.3 03.0525-0025.3	650395 695119 EQ0025	Ø 200 x 29 + HEB Ø 200 x 29 + RZ / + Zub TopKit Ø 200 x 29 - RZ / + Zub Easy Quick
→			➔	+ ABS; → 09/06		03.0137-0396.2	650396	Ø 200 x 46 + HEB
















	kw					! #		
OPEL - CORSA C (X01) 09/00→12/09								
 Bremsbackensatz								
1.7 DI 1.7 DTI	48 55	09/00→12/09 09/00→12/09	➡	+ ABS; → 09/06			03.0520-5219.3 695219	Ø 200 x 46 + RZ / + Zub TopKit
1.7 CDTi	74	06/03→12/09	➡	- ABS; → 09/06			03.0137-0395.2 650395	Ø 200 x 29 + HEB
			➡	+ ABS; → 09/06			03.0137-0396.2 650396	Ø 200 x 46 + HEB
			➡	- ABS			03.0520-5119.3 695119	Ø 200 x 29 + RZ / + Zub TopKit
			➡	+ ABS			03.0520-5219.3 695219	Ø 200 x 46 + RZ / + Zub TopKit
 Seilzug, Feststellbremse								
1.0	43	09/00→06/03		Trommelbremse; ☐			24.3727-0749.2 580749	L= 832 + Zub
				Trommelbremse; ☐			24.3727-0750.2 580750	L= 1.095 + Zub
				Trommelbremse; ☒	1		24.3727-0755.2 580755	L= 330 + Zub
				+ ABS; Trommelbremse; ☒	2		24.3727-0786.2 580786	L= 217
				- ABS; Trommelbremse; ☒	2		24.3727-0787.2 580787	L= 217
1.0 1.2 1.2 Twinport 1.7 DI	44 55 59 48	06/03→12/09 09/00→12/09 07/04→12/09 09/00→12/09		→ 09/06; Trommelbremse; ☐			24.3727-0749.2 580749	L= 832 + Zub
				→ 09/06; Trommelbremse; ☐			24.3727-0750.2 580750	L= 1.095 + Zub
				→ 09/06; Trommelbremse; ☒	1		24.3727-0755.2 580755	L= 330 + Zub
				→ 09/06; + ABS; Trommelbremse; ☒	2		24.3727-0786.2 580786	L= 217
				→ 09/06; - ABS; Trommelbremse; ☒	2		24.3727-0787.2 580787	L= 217
1.3 CDTi 1.7 CDTi 1.7 DTI	51 74 55	06/03→12/09 06/03→12/09 09/00→12/09		→ 09/06; Trommelbremse; ☐			24.3727-0749.2 580749	L= 832 + Zub
				→ 09/06; Trommelbremse; ☒	1		24.3727-0755.2 580755	L= 330 + Zub
				→ 09/06; Trommelbremse; ☐			24.3727-0769.2 580769	L= 1.106
				→ 09/06; + ABS; Trommelbremse; ☒	2		24.3727-0786.2 580786	L= 217
				→ 09/06; - ABS; Trommelbremse; ☒	2		24.3727-0787.2 580787	L= 217
1.4 1.8	60 79	01/02→12/09 01/02→12/09		Trommelbremse; ☐			24.3727-0749.2 580749	L= 832 + Zub
				Scheibenbremse; ☒	1		24.3727-0755.2 580755	L= 330 + Zub
				Scheibenbremse; ☐			24.3727-0766.2 580766	L= 1.143
				Scheibenbremse; ☐			24.3727-0768.2 580768	L= 1.426
				Trommelbremse; ☐			24.3727-0769.2 580769	L= 1.106
				+ ABS; Trommelbremse; ☒	2		24.3727-0786.2 580786	L= 217
				- ABS; Trommelbremse; ☒	2		24.3727-0787.2 580787	L= 217
1.4 1.4 Twinport 1.8	66 66 92	09/00→12/09 06/03→12/09 09/00→12/09		→ 09/06; Trommelbremse; ☐			24.3727-0749.2 580749	L= 832 + Zub
				→ 09/06; Scheibenbremse; ☒	1		24.3727-0755.2 580755	L= 330 + Zub
				→ 09/06; Scheibenbremse; ☐			24.3727-0766.2 580766	L= 1.143
				→ 09/06; Scheibenbremse; ☐			24.3727-0768.2 580768	L= 1.426
				→ 09/06; Trommelbremse; ☐			24.3727-0769.2 580769	L= 1.106
				→ 09/06; + ABS; Trommelbremse; ☒	2		24.3727-0786.2 580786	L= 217
				→ 09/06; - ABS; Trommelbremse; ☒	2		24.3727-0787.2 580787	L= 217
OPEL - CORSA C Kasten/Schrägheck (X01) 09/00→12/12								
 Radbremszylinder								
1.2 1.2 16V 1.3 CDTi 16V	59 55 51 -	07/05→06/06 09/00→07/03 07/05→06/06	➡				24.3219-1715.3 020122	ALU
1.7 DI 16V 1.7 DTI 16V	59 48 55	07/05→06/06 09/00→07/03 09/00→07/03						
1.4	66	08/03→06/12	➡	→ 09/06			24.3219-1715.3 020122	ALU
1.7 CDTi	74	08/03→12/12	➡	→ 09/06			24.3220-1719.3 020448	ALU
Zubehörsatz, Bremsbacken								
1.2 1.2 16V 1.3 CDTi 16V	59 55 51 -	07/05→06/06 09/00→07/03 07/05→06/06	➡	- ABS			03.0137-9166.2 669166	
1.7 DI 16V 1.7 DTI 16V	59 48 55	07/05→06/06 09/00→07/03 09/00→07/03	➡	+ ABS			03.0137-9167.2 669167	
1.4 1.7 CDTi	66 74	08/03→06/12 08/03→12/12	➡	→ 09/06; - ABS			03.0137-9166.2 669166	
			➡	→ 09/06; + ABS			03.0137-9167.2 669167	
 Bremstrommel								
1.2 1.2 16V 1.3 CDTi 16V	59 55 51 -	07/05→06/06 09/00→07/03 07/05→06/06	➡	+ ABS			24.0220-0038.1 480162	Ø 228 x 54 / 201 - RLG / - ABS Ring
1.7 DI 16V	59 48	07/05→06/06 09/00→07/03					24.0220-0738.2 480214	Ø 228 x 54 / 201 + RLG / - ABS Ring
➔								














	kw				! #		
OPEL - CORSA C Kasten/Schrägheck (X01) 09/00→12/12							
 Bremstrommel							
1.7 DTI 16V	55	09/00→07/03	➔	- ABS		24.0220-0039.1 480163	Ø 228 x 35 / 201 - RLG / - ABS Ring
1.4	66	08/03→06/12	➔	→ 09/06; + ABS		24.0220-0038.1 480162	Ø 228 x 54 / 201 - RLG / - ABS Ring
				➔	→ 09/06; - ABS	24.0220-0738.2 480214	Ø 228 x 54 / 201 + RLG / - ABS Ring
						24.0220-0039.1 480163	Ø 228 x 35 / 201 - RLG / - ABS Ring
 Bremsbackensatz							
1.2 1.2 16V 1.3 CDTi 16V	59 55 51 -	07/05→06/06 09/00→07/03 07/05→06/06	➔	- ABS		03.0137-0395.2 650395	Ø 200 x 29 + HEB
	59					03.0520-5119.3 695119	Ø 200 x 29 + RZ / + Zub TopKit
1.7 DI 16V 1.7 DTI 16V	48 55	09/00→07/03 09/00→07/03	➔	+ ABS		03.0525-0025.3 EQ0025	Ø 200 x 29 - RZ / + Zub Easy Quick
						03.0137-0396.2 650396	Ø 200 x 46 + HEB
						03.0520-5219.3 695219	Ø 200 x 46 + RZ / + Zub TopKit
1.4	66	08/03→06/12	➔	→ 09/06; - ABS		03.0137-0395.2 650395	Ø 200 x 29 + HEB
						03.0520-5119.3 695119	Ø 200 x 29 + RZ / + Zub TopKit
						03.0525-0025.3 EQ0025	Ø 200 x 29 - RZ / + Zub Easy Quick
						03.0137-0396.2 650396	Ø 200 x 46 + HEB
						03.0520-5219.3 695219	Ø 200 x 46 + RZ / + Zub TopKit
1.7 CDTi	74	08/03→12/12	➔	→ 09/06; - ABS		03.0137-0395.2 650395	Ø 200 x 29 + HEB
				➔	→ 09/06; + ABS	03.0137-0396.2 650396	Ø 200 x 46 + HEB
				➔	- ABS	03.0520-5119.3 695119	Ø 200 x 29 + RZ / + Zub TopKit
				➔	+ ABS	03.0520-5219.3 695219	Ø 200 x 46 + RZ / + Zub TopKit
 Seilzug, Feststellbremse							
1.2 1.2 16V 1.7 DI 16V	59 55 48	07/05→06/06 09/00→07/03 09/00→07/03		Trommelbremse; ☐		24.3727-0749.2 580749	L= 832 + Zub
				Trommelbremse; ☐		24.3727-0750.2 580750	L= 1.095 + Zub
				Trommelbremse; ☒	1	24.3727-0755.2 580755	L= 330 + Zub
				+ ABS; Trommelbremse; ☒	2	24.3727-0786.2 580786	L= 217
				- ABS; Trommelbremse; ☒	2	24.3727-0787.2 580787	L= 217
1.3 CDTi 16V 1.7 DTI 16V	51 - 59 55	07/05→06/06 09/00→07/03		Trommelbremse; ☐		24.3727-0749.2 580749	L= 832 + Zub
				Trommelbremse; ☒	1	24.3727-0755.2 580755	L= 330 + Zub
				Trommelbremse; ☐		24.3727-0769.2 580769	L= 1.106
				+ ABS; Trommelbremse; ☒	2	24.3727-0786.2 580786	L= 217
				- ABS; Trommelbremse; ☒	2	24.3727-0787.2 580787	L= 217
1.4	66	08/03→06/12	➔	→ 09/06; Trommelbremse; ☐		24.3727-0749.2 580749	L= 832 + Zub
				→ 09/06; Scheibenbremse; ☒	1	24.3727-0755.2 580755	L= 330 + Zub
				→ 09/06; Scheibenbremse; ☐		24.3727-0766.2 580766	L= 1.143
				→ 09/06; Scheibenbremse; ☐		24.3727-0768.2 580768	L= 1.426
				→ 09/06; Trommelbremse; ☐		24.3727-0769.2 580769	L= 1.106
				→ 09/06; + ABS; Trommelbremse; ☒	2	24.3727-0786.2 580786	L= 217
				→ 09/06; - ABS; Trommelbremse; ☒	2	24.3727-0787.2 580787	L= 217
1.7 CDTi	74	08/03→12/12	➔	→ 09/06; Trommelbremse; ☐		24.3727-0749.2 580749	L= 832 + Zub
				→ 09/06; Trommelbremse; ☒	1	24.3727-0755.2 580755	L= 330 + Zub
				→ 09/06; Trommelbremse; ☐		24.3727-0769.2 580769	L= 1.106
				→ 09/06; + ABS; Trommelbremse; ☒	2	24.3727-0786.2 580786	L= 217
				→ 09/06; - ABS; Trommelbremse; ☒	2	24.3727-0787.2 580787	L= 217
OPEL - CORSA D (S07) 07/06→08/14							
 Radbremszylinder							
1.0 1.2 1.3 CDTi	44 59 55 -	07/06→12/10 07/06→08/14 07/06→08/14	➔	10/06→		2 24.3219-1755.3 020508	ALU
1.4 1.4 LPG	66 66	07/06→08/14 08/06→12/11					
1.0 1.2 1.2 LPG 1.3 CDTi ➔	48 51 - 63 55 - 63 70	12/09→08/14 12/09→08/14 08/06→08/14 06/09→08/14	➔			2 24.3219-1755.3 020508	ALU















	kw					! #		
OPEL - CORSA D (S07) 07/06→08/14								
 Radbremszylinder								
1.4	64	09/09→08/14	➔			2	24.3219-1755.3	020508 ALU
1.4 LPG	74	09/09→08/14						
Zubehörsatz, Bremsbacken								
1.0	44	07/06→12/10	➔	10/06→; Türenanzahl: 5			03.0137-9309.2	669309 AP
1.2	59	07/06→08/14						
1.3 CDTI	55 - 66	07/06→08/14	➔	10/06→; Türenanzahl: 3			03.0137-9310.2	669310 AP
1.4	66	07/06→08/14						
1.4 LPG	66	08/06→12/11						
1.0	48	12/09→08/14	➔	Türenanzahl: 5			03.0137-9309.2	669309 AP
1.2	51 - 63	12/09→08/14	➔	Türenanzahl: 3			03.0137-9310.2	669310 AP
1.2 LPG	55 - 63	08/06→08/14						
1.3 CDTI	70	06/09→08/14						
1.4	64 - 74	09/09→08/14						
1.4 LPG	64	09/09→08/14						
 Bremstrommel								
1.0	44	07/06→12/10	➔	10/06→; Türenanzahl: 3			24.0220-3035.1	480300 Ø 249,5 x 45 / 204,7
1.2	59	07/06→08/14	➔	10/06→			24.0222-8037.1	480302 Ø 269 x 48 / 230
1.0	48	12/09→08/14	➔	Türenanzahl: 3			24.0220-3035.1	480300 Ø 249,5 x 45 / 204,7
1.2	51 - 63	12/09→08/14	➔				24.0222-8037.1	480302 Ø 269 x 48 / 230
1.2 LPG	55 - 63	08/06→08/14						
1.3 CDTI	55	07/06→08/14	➔	10/06→; ecoFLEX			24.0220-3035.1	480300 Ø 249,5 x 45 / 204,7
			➔	10/06→; nicht für Ausstattungsvariante: ecoFLEX			24.0222-8037.1	480302 Ø 269 x 48 / 230
1.3 CDTI	66	07/06→06/11	➔	10/06→			24.0222-8037.1	480302 Ø 269 x 48 / 230
1.4	66	07/06→08/14						
1.4 LPG	66	08/06→12/11						
1.3 CDTI	70	06/09→08/14	➔				24.0222-8037.1	480302 Ø 269 x 48 / 230
1.4	64 - 74	09/09→08/14						
1.4 LPG	64	09/09→08/14						
 Bremsbackensatz								
1.0	44	07/06→12/10	➔	10/06→; Türenanzahl: 5			03.0137-0478.2	650478 AP Ø 228 x 42 + HEB
1.2	59	07/06→08/14					03.0520-6819.3	696819 AP Ø 228 x 42 + RZ / + Zub TopKit
			➔	10/06→; Türenanzahl: 3			03.0137-0479.2	650479 AP Ø 203 x 38 + HEB
							03.0520-6719.3	696719 AP Ø 203 x 38 + RZ / + Zub TopKit
1.0	48	12/09→08/14	➔	Türenanzahl: 5			03.0137-0478.2	650478 AP Ø 228 x 42 + HEB
1.2	51 - 63	12/09→08/14					03.0520-6819.3	696819 AP Ø 228 x 42 + RZ / + Zub TopKit
1.2 LPG	55 - 63	08/06→08/14	➔	Türenanzahl: 3			03.0137-0479.2	650479 AP Ø 203 x 38 + HEB
1.3 CDTI	70	06/09→08/14					03.0520-6719.3	696719 AP Ø 203 x 38 + RZ / + Zub TopKit
1.4	64 - 74	09/09→08/14						
1.4 LPG	64	09/09→08/14						
1.3 CDTI	55 - 66	07/06→08/14	➔	10/06→; Türenanzahl: 5			03.0137-0478.2	650478 AP Ø 228 x 42 + HEB
1.4	66	07/06→08/14					03.0520-6819.3	696819 AP Ø 228 x 42 + RZ / + Zub TopKit
1.4 LPG	66	08/06→12/11	➔	10/06→; Türenanzahl: 3			03.0137-0479.2	650479 AP Ø 203 x 38 + HEB
			➔	Türenanzahl: 3			03.0520-6719.3	696719 AP Ø 203 x 38 + RZ / + Zub TopKit
 Seilzug, Feststellbremse								
1.0	44	07/06→12/10		10/06→; → 76064268; Türenanzahl: 3; Trommelbremse; ⚠	1	24.3727-0781.2	580781	L= 1.477 L2= 1.462 + Zub
1.2	59	07/06→08/14		10/06→; Türenanzahl: 5; Trommelbremse; ⚠	1	24.3727-0782.2	580782	L= 1.477 L2= 1.492 + Zub
1.0	48	12/09→08/14		→ 76064268; Türenanzahl: 3; Trommelbremse; ⚠	1	24.3727-0781.2	580781	L= 1.477 L2= 1.462 + Zub
1.2	51 - 63	12/09→08/14		Türenanzahl: 5; Trommelbremse; ⚠	1	24.3727-0782.2	580782	L= 1.477 L2= 1.492 + Zub
1.2 LPG	55 - 63	08/06→08/14						
1.3 CDTI	55 - 66	07/06→08/14		10/06→; Trommelbremse; ⚠	1	24.3727-0782.2	580782	L= 1.477 L2= 1.492 + Zub

	kw			 	! #		
OPEL - CORSA D (S07) 07/06→08/14							
 Seilzug, Feststellbremse							
1.4 1.4 LPG	66 66	07/06→08/14 08/06→12/11		10/06→; Trommelbremse; 	1	24.3727-0782.2 580782	L= 1.477 L2= 1.492 + Zub
1.3 CDTI 1.4	70 64 - 74	06/09→08/14 09/09→08/14		Trommelbremse; 	1	24.3727-0782.2 580782	L= 1.477 L2= 1.492 + Zub
1.4 LPG	64	09/09→08/14					
OPEL - CORSA D Kasten/Schrägheck (S07) 07/06→08/14							
 Radbremszylinder							
1.0 1.3 CDTI	44 55 - 66	08/06→08/14 07/06→08/14	➔	10/06→		24.3219-1755.3 020508	ALU
1.0 1.2	48 51 - 63	01/10→08/14 08/06→08/14	➔			24.3219-1755.3 020508	ALU
1.3 CDTI 1.4	70 74	11/09→08/14 07/12→08/14					
Zubehörsatz, Bremsbacken							
1.0 1.3 CDTI	44 55 - 66	08/06→08/14 07/06→08/14	➔	10/06→; Türenanzahl: 5		03.0137-9309.2 669309	AP
			➔	10/06→; Türenanzahl: 3		03.0137-9310.2 669310	AP
1.0 1.2	48 51 - 63	01/10→08/14 08/06→08/14	➔	Türenanzahl: 5		03.0137-9309.2 669309	AP
1.3 CDTI 1.4	70 74	11/09→08/14 07/12→08/14	➔	Türenanzahl: 3		03.0137-9310.2 669310	AP
 Bremsstrommel							
1.0	44	08/06→08/14	➔	10/06→; Türenanzahl: 3		24.0220-3035.1 480300	Ø 249,5 x 45 / 204,7
			➔	10/06→		24.0222-8037.1 480302	Ø 269 x 48 / 230
1.0 1.2	48 51 - 63	01/10→08/14 08/06→08/14	➔	Türenanzahl: 3		24.0220-3035.1 480300	Ø 249,5 x 45 / 204,7
			➔			24.0222-8037.1 480302	Ø 269 x 48 / 230
1.3 CDTI	55	07/06→08/14	➔	10/06→; ecoFLEX		24.0220-3035.1 480300	Ø 249,5 x 45 / 204,7
			➔	10/06→; nicht für Ausstattungsvariante: ecoFLEX		24.0222-8037.1 480302	Ø 269 x 48 / 230
1.3 CDTI	66	07/06→06/10	➔	10/06→		24.0222-8037.1 480302	Ø 269 x 48 / 230
1.3 CDTI 1.4	70 74	11/09→08/14 07/12→08/14	➔			24.0222-8037.1 480302	Ø 269 x 48 / 230
 Bremsbackensatz							
1.0	44	08/06→08/14	➔	10/06→; Türenanzahl: 5		03.0137-0478.2 650478	AP Ø 228 x 42 + HEB
						03.0520-6819.3 696819	AP Ø 228 x 42 + RZ / + Zub TopKit
			➔	10/06→; Türenanzahl: 3		03.0137-0479.2 650479	AP Ø 203 x 38 + HEB
						03.0520-6719.3 696719	AP Ø 203 x 38 + RZ / + Zub TopKit
1.0 1.2	48 51 - 63	01/10→08/14 08/06→08/14	➔	Türenanzahl: 5		03.0137-0478.2 650478	AP Ø 228 x 42 + HEB
						03.0520-6819.3 696819	AP Ø 228 x 42 + RZ / + Zub TopKit
1.3 CDTI 1.4	70 74	11/09→08/14 07/12→08/14	➔	Türenanzahl: 3		03.0137-0479.2 650479	AP Ø 203 x 38 + HEB
						03.0520-6719.3 696719	AP Ø 203 x 38 + RZ / + Zub TopKit
1.3 CDTI	55 - 66	07/06→08/14	➔	10/06→; Türenanzahl: 5		03.0137-0478.2 650478	AP Ø 228 x 42 + HEB
						03.0520-6819.3 696819	AP Ø 228 x 42 + RZ / + Zub TopKit
			➔	10/06→; Türenanzahl: 3		03.0137-0479.2 650479	AP Ø 203 x 38 + HEB
			➔	Türenanzahl: 3		03.0520-6719.3 696719	AP Ø 203 x 38 + RZ / + Zub TopKit
 Seilzug, Feststellbremse							
1.0	44	08/06→08/14		10/06→; → 76064268; Türenanzahl: 3; Trommelbremse; 	1	24.3727-0781.2 580781	L= 1.477 L2= 1.462 + Zub
				10/06→; Türenanzahl: 5; Trommelbremse; 	1	24.3727-0782.2 580782	L= 1.477 L2= 1.492 + Zub
1.0 1.2	48 51 - 63	01/10→08/14 08/06→08/14		→ 76064268; Türenanzahl: 3; Trommelbremse; 	1	24.3727-0781.2 580781	L= 1.477 L2= 1.462 + Zub
				Türenanzahl: 5; Trommelbremse; 	1	24.3727-0782.2 580782	L= 1.477 L2= 1.492 + Zub
1.3 CDTI	55 - 66	07/06→08/14		10/06→; Trommelbremse; 	1	24.3727-0782.2 580782	L= 1.477 L2= 1.492 + Zub
→							















	kw					! #		
OPEL - CORSA D Kasten/Schrägheck (S07) 07/06→08/14								
 Seilzug, Feststellbremse								
1.3 CDTI 1.4	70 74	11/09→08/14 07/12→08/14		Trommelbremse; 		1	24.3727-0782.2 580782	L= 1.477 L2= 1.492 + Zub
OPEL - CORSA E (X15) 09/14→								
 Radbremszylinder								
1.0 1.2 1.3 CDTI 1.4 1.4 Turbo	66 - 85 51 55 - 70 66 74	09/14→ 09/14→ 09/14→ 09/14→ 09/14→06/19	➔	11/14→; Bremstrommeldurchmesser innen [Zoll]: 9		2	24.3219-1755.3 020508	ALU
1.4 LPG 1.4 Turbo	64 - 66 110	03/15→ 03/15→	➔	Bremstrommeldurchmesser innen [Zoll]: 9		2	24.3219-1755.3 020508	ALU
Zubehörsatz, Bremsbacken								
1.0 1.2 1.3 CDTI 1.4 1.4 Turbo	66 - 85 51 55 - 70 66 74	09/14→ 09/14→ 09/14→ 09/14→ 09/14→06/19	➔	11/14→; Bremstrommeldurchmesser innen [Zoll]: 9			03.0137-9309.2 669309	AP
1.4 LPG 1.4 Turbo	64 - 66 110	03/15→ 03/15→	➔	Bremstrommeldurchmesser innen [Zoll]: 9			03.0137-9309.2 669309	AP
 Bremstrommel								
1.0 1.2 1.3 CDTI 1.4 1.4 LPG 1.4 Turbo	66 - 85 51 55 - 70 66 64 - 66 74 - 110	09/14→ 09/14→ 09/14→ 09/14→ 03/15→ 09/14→	➔	Bremstrommeldurchmesser innen [Zoll]: 9			24.0222-8037.1 480302	Ø 269 x 48 / 230
 Bremsbackensatz								
1.0 1.2 1.3 CDTI 1.4 1.4 Turbo	66 - 85 51 55 - 70 66 74	09/14→ 09/14→ 09/14→ 09/14→ 09/14→06/19	➔	11/14→; Bremstrommeldurchmesser innen [Zoll]: 9			03.0137-0478.2 650478	AP Ø 228 x 42 + HEB
1.4 LPG 1.4 Turbo	64 - 66 110	03/15→ 03/15→	➔	Bremstrommeldurchmesser innen [Zoll]: 9			03.0520-6819.3 696819	AP Ø 228 x 42 + RZ / + Zub TopKit
1.4 LPG 1.4 Turbo	64 - 66 110	03/15→ 03/15→	➔	Bremstrommeldurchmesser innen [Zoll]: 9			03.0137-0478.2 650478 03.0520-6819.3 696819	AP Ø 228 x 42 + HEB AP Ø 228 x 42 + RZ / + Zub TopKit
 Seilzug, Feststellbremse								
1.0 1.2 1.3 CDTI 1.4 1.4 Turbo	66 - 85 51 55 - 70 66 74	09/14→ 09/14→ 09/14→ 09/14→ 09/14→06/19		11/14→; Trommelbremse; 		1	24.3727-3501.2 583501	L= 1.478 L2= 1.490
1.4 LPG 1.4 Turbo 1.6 Turbo	64 - 66 110 152	03/15→ 03/15→ 03/15→		Scheibenbremse; 		1	24.3727-3503.2 583503	L= 1.453 L2= 1.468
1.4 LPG 1.4 Turbo	64 - 66 110	03/15→ 03/15→		Trommelbremse; 		1	24.3727-3501.2 583501	L= 1.478 L2= 1.490
1.4 Turbo 1.6 Turbo	110 152	03/15→ 03/15→		Scheibenbremse; 		1	24.3727-3503.2 583503	L= 1.453 L2= 1.468
OPEL - CORSA E Kasten/Schrägheck (X15) 09/14→								
 Radbremszylinder								
1.2 1.3 CDTI	51 55	01/15→ 01/15→	➔	Bremstrommeldurchmesser innen [Zoll]: 9			24.3219-1755.3 020508	ALU
1.3 CDTI 1.4	70 55 - 66	09/14→ 09/14→	➔	11/14→; Bremstrommeldurchmesser innen [Zoll]: 9			24.3219-1755.3 020508	ALU
→								















	kw					! #		
OPEL - CORSA E Kasten/Schrägheck (X15) 09/14→								
Zubehörsatz, Bremsbacken								
1.2 1.3 CDTI	51 55	01/15→ 01/15→	➔	Bremstrommeldurchmesser innen [Zoll]: 9		03.0137-9309.2	669309	AP
1.3 CDTI 1.4	70 55 - 66	09/14→ 09/14→	➔	11/14→; Bremstrommeldurchmesser innen [Zoll]: 9		03.0137-9309.2	669309	AP
 Bremstrommel								
1.2 1.3 CDTI	51 55 - 70	01/15→ 09/14→ 09/14→	➔	Bremstrommeldurchmesser innen [Zoll]: 9		24.0222-8037.1	480302	Ø 269 x 48 / 230
1.4	55 - 66	09/14→ 09/14→	➔					
 Bremsbackensatz								
1.2 1.3 CDTI	51 55	01/15→ 01/15→	➔	Bremstrommeldurchmesser innen [Zoll]: 9		03.0137-0478.2	650478	AP Ø 228 x 42 + HEB
						03.0520-6819.3	696819	AP Ø 228 x 42 + RZ / + Zub TopKit
1.3 CDTI	70	09/14→	➔	11/14→; Bremstrommeldurchmesser innen [Zoll]: 9		03.0137-0478.2	650478	AP Ø 228 x 42 + HEB
						03.0520-6819.3	696819	AP Ø 228 x 42 + RZ / + Zub TopKit
1.4	55 - 66	09/14→ 09/14→	➔	11/14→; Bremstrommeldurchmesser innen [Zoll]: 9		03.0137-0478.2	650478	AP Ø 228 x 42 + HEB
			➔	Bremstrommeldurchmesser innen [Zoll]: 9		03.0520-6819.3	696819	AP Ø 228 x 42 + RZ / + Zub TopKit
 Seilzug, Feststellbremse								
1.2 1.3 CDTI	51 55	01/15→ 01/15→		Trommelbremse; ↓	1	24.3727-3501.2	583501	L= 1.478 L2= 1.490
				Scheibenbremse; ↓	1	24.3727-3503.2	583503	L= 1.453 L2= 1.468
1.3 CDTI 1.4	70 55 - 66	09/14→ 09/14→		11/14→; Trommelbremse; ↓	1	24.3727-3501.2	583501	L= 1.478 L2= 1.490
				Scheibenbremse; ↓	1	24.3727-3503.2	583503	L= 1.453 L2= 1.468
OPEL - CORSA F 07/19→								
 Radbremszylinder								
1.2 1.5	55 - 96 75	07/19→ 07/19→	➔		2	24.3220-1743.3	020556	ALU
OPEL - CORSA F Kasten/Schrägheck 07/19→								
 Radbremszylinder								
1.2 1.5	55 75	07/19→ 07/19→	➔		2	24.3220-1743.3	020556	ALU
OPEL - FRONTERA A (U92) 03/92→10/98								
 Radbremszylinder								
2.2 i 2.3 TD 2.4 i 2.5 TDS 2.8 TD	100 74 92 85 83	03/95→10/98 03/92→10/98 03/92→10/98 09/96→10/98 03/95→08/98	➔	→ SV720102	2	24.3225-1702.3	020425	GG
Zubehörsatz, Bremsbacken								
2.2 i 2.3 TD 2.4 i 2.5 TDS 2.8 TD	100 74 92 85 83	03/95→10/98 03/92→10/98 03/92→10/98 09/96→10/98 03/95→08/98	➔	→ SV720102		03.0137-9245.2	669245	
 Bremsbackensatz								
2.2 i 2.3 TD 2.4 i 2.5 TDS 2.8 TD	100 74 92 85 83	03/95→10/98 03/92→10/98 03/92→10/98 09/96→10/98 03/95→08/98	➔	→ SV720102		03.0137-0283.2	650283	Ø 254 x 52
OPEL - FRONTERA A Sport (U92) 03/92→10/98								
 Radbremszylinder								
2.0 i 2.5 TDS	85 85	03/92→10/98 09/96→10/98	➔	→ SV720102	2	24.3225-1702.3	020425	GG
Zubehörsatz, Bremsbacken								
2.0 i 2.5 TDS →	85 85	03/92→10/98 09/96→10/98	➔	→ SV720102		03.0137-9245.2	669245	


























	kw					! #		
OPEL - FRONTERA A Sport (U92) 03/92→10/98								
 Bremsbackensatz								
2.0 i 2.5 TDS	85 85	03/92→10/98 09/96→10/98	➔	→ SV720102			03.0137-0283.2 650283	Ø 254 x 52
OPEL - INSIGNIA A (G09) 07/08→03/17								
 Seilzug, Feststellbremse								
1.4	103	04/11→03/17		06/11→; → B1182367; - eFSB; ⚡	2	24.3727-0791.2 580791		L= 1.937 + Zub
1.6 1.8 2.0 Biturbo CDTI 2.0 CDTI 2.0 E85 Turbo 2.0 Turbo	85 103 140 - 143 81 - 118 162 162	07/08→03/17 07/08→03/17 07/08→03/17 07/08→03/17 10/10→03/17 07/08→03/17		→ B1182367; - eFSB; ⚡	2	24.3727-0791.2 580791		L= 1.937 + Zub
1.6 Turbo	132	07/08→03/17		10/08→; → B1182367; - eFSB; ⚡	2	24.3727-0791.2 580791		L= 1.937 + Zub
2.0 Biturbo CDTI 4x4 2.0 CDTI 4x4 2.0 Turbo 4x4 2.8 V6 Turbo 4x4 2.8 V6 Turbo OPC 4x4	140 - 143 118 162 - 184 191 239	05/09→03/17 06/10→03/17 07/08→03/17 07/08→03/17 07/09→03/17		→ A1006683; ⚡	2	24.3727-0789.2 580789		L= 2.005 + Zub
OPEL - INSIGNIA A Country Tourer (G09) 07/08→03/17								
 Seilzug, Feststellbremse								
2.0 CDTi	88 - 96	07/08→03/17		→ B1182367; Scheibenbremse; - eFSB; ⚡	2	24.3727-0791.2 580791		L= 1.937 + Zub
2.0 CDTi 4x4	143	09/13→03/17		→ A1006683; Scheibenbremse; ⚡	2	24.3727-0789.2 580789		L= 2.005 + Zub
OPEL - INSIGNIA A Sports Tourer (G09) 07/08→03/17								
 Seilzug, Feststellbremse								
1.4 1.6 1.6 Turbo 1.8 2.0 Biturbo CDTI 2.0 CDTI 2.0 E85 Turbo 2.0 Turbo	103 85 132 103 140 - 143 81 - 118 162 162	04/11→03/17 07/08→06/12 01/09→06/13 07/08→03/17 07/08→03/17 07/08→06/15 09/10→11/11 07/08→06/13		→ B1182367; Scheibenbremse; - eFSB; ⚡	2	24.3727-0791.2 580791		L= 1.937 + Zub
2.0 Biturbo CDTI 4x4 2.0 CDTI 4x4 2.0 Turbo 4x4 2.8 V6 Turbo 4x4 2.8 V6 Turbo OPC 4x4	140 - 143 118 162 - 184 191 239	07/08→03/17 06/10→06/15 07/08→06/13 10/08→06/13 07/09→03/17		→ A1006683; Scheibenbremse; ⚡	2	24.3727-0789.2 580789		L= 2.005 + Zub
OPEL - INSIGNIA A Stufenheck (G09) 07/08→03/17								
 Seilzug, Feststellbremse								
1.4	103	04/11→03/17		06/11→; → B1182367; - eFSB; ⚡	2	24.3727-0791.2 580791		L= 1.937 + Zub
1.6 1.6 Turbo 1.8 2.0 Biturbo CDTI 2.0 CDTI 2.0 Turbo 2.0 Turbo E85	85 132 103 140 - 143 81 - 118 162 162	07/08→03/17 07/08→03/17 07/08→03/17 07/08→03/17 07/08→03/17 07/08→03/17 07/08→03/17		→ B1182367; - eFSB; ⚡	2	24.3727-0791.2 580791		L= 1.937 + Zub
2.0 Biturbo CDTI 4x4 2.0 CDTI 4x4 2.0 Turbo 4x4 2.8 V6 Turbo 4x4 2.8 V6 Turbo OPC 4x4	140 - 143 118 162 - 184 191 239	07/08→03/17 06/10→03/17 07/08→03/17 07/08→03/17 07/09→03/17		→ A1006683; ⚡	2	24.3727-0789.2 580789		L= 2.005 + Zub
OPEL - KARL (C16) 01/15→03/19								
 Radbremszylinder								
1.0 1.0 LPG ➔	54 - 55 54	01/15→03/19 02/15→03/18	➔		2	24.3220-1759.3 020609		ALU














	kw					! #		
OPEL - KARL (C16) 01/15→03/19								
Zubehörsatz, Bremsbacken								
1.0	54 - 55	01/15→03/19	➔				03.0137-9314.2 669314	
1.0 LPG	54	02/15→03/18						
 Bremsbackensatz								
1.0	54 - 55	01/15→03/19	➔				03.0137-0533.2 650533	Ø 200 x 36 + HEB
1.0 LPG	54	02/15→03/18						
OPEL - MERIVA A Großraumlimousine (X03) 05/03→05/10								
 Seilzug, Feststellbremse								
1.3 CDTI	51	04/05→05/10		→ 34999999; Scheibenbremse; ⚡	1	24.3727-0780.2 580780		L= 1.610 L2= 1.610 + Zub
1.3 CDTI	55	09/03→05/10		44000001→; Scheibenbremse; ⚡	1	24.3727-0779.2 580779		L= 1.615 L2= 1.615 + Zub
1.4 16V Twinport	66	07/04→05/10						
1.4 16V Twinport LPG	66	07/04→05/10		→ 34999999; Scheibenbremse; ⚡	1	24.3727-0780.2 580780		L= 1.610 L2= 1.610 + Zub
1.6	64 - 77	05/03→05/10						
1.6 16V	74	05/03→01/06						
1.6 Turbo	132	09/05→05/10						
1.7 CDTI	74 - 92	09/03→05/10						
1.7 DTI	55	09/03→05/10						
1.8	92	05/03→05/10						
OPEL - MOKKA / MOKKA X (J13) 06/12→								
 Seilzug, Feststellbremse								
1.4	88	06/18→		Scheibenbremse; ⚡	1	24.3727-3502.2 583502		L= 1.885 L2= 1.918
1.4 4x4	112	06/16→						
1.6 CDTI	81 - 100	01/15→						
1.6 CDTI 4x4	81 - 100	01/15→						
1.4	103	04/13→		12/13→; Scheibenbremse; ⚡	1	24.3727-3502.2 583502		L= 1.885 L2= 1.918
1.4 4x4	103	06/12→						
1.4 LPG	103	04/13→						
1.6	85	06/12→						
1.7 CDTI	96	06/12→						
1.7 CDTI 4x4	96	06/12→						
1.8	103	01/13→						
1.8 4x4	103	01/13→						
OPEL - MOKKA X VAN (J13) 06/12→								
 Seilzug, Feststellbremse								
1.6 CDTi	100	03/18→		Scheibenbremse; ⚡	1	24.3727-3502.2 583502		L= 1.885 L2= 1.918
OPEL - MOVANO A Bus (X70) 07/98→								
 Radbremszylinder								
1.9 DTI	59	09/00→10/01	➔	☐		24.3223-1707.3 020435		BDX GG
2.5 D	59	07/98→09/00						
2.8 DTI	84	07/98→10/01	➔	☐		24.3223-1708.3 020436		BDX GG
1.9 DTI	60	10/01→	➔	→ 01/10; ☐		24.3223-1707.3 020435		BDX GG
2.2 DTI	66	09/00→						
2.5 DTI	84	10/01→	➔	→ 01/10; ☐		24.3223-1708.3 020436		BDX GG
Zubehörsatz, Bremsbacken								
1.9 DTI	59	09/00→10/01	➔			03.0137-9240.2 669240		
2.5 D	59	07/98→09/00						
2.8 DTI	84	07/98→10/01						
1.9 DTI	60	10/01→	➔	→ 01/10		03.0137-9240.2 669240		
2.2 DTI	66	09/00→						
2.5 DTI	84	10/01→						
 Bremstrommel								
1.9 DTI	59	09/00→10/01	➔			24.0228-0002.1 480159		Ø 320 x 69,5 / 282
2.5 D	59	07/98→09/00						
2.8 DTI	84	07/98→10/01						
1.9 DTI	60	10/01→	➔	→ 01/10		24.0228-0002.1 480159		Ø 320 x 69,5 / 282
2.2 DTI	66	09/00→						
2.5 DTI	84	10/01→						
 Bremsbackensatz								
1.9 DTI	59	09/00→10/01	➔			03.0137-0382.2 650382		Ø 280 x 65
2.5 D	59	07/98→09/00						
2.8 DTI	84	07/98→10/01						
1.9 DTI	60	10/01→	➔	→ 01/10		03.0137-0382.2 650382		Ø 280 x 65
➔								


















	kw			 	! #		
OPEL - MOVANO A Bus (X70) 07/98→							
 Bremsbackensatz							
2.2 DTI 2.5 DTI	66 84	09/00→ 10/01→	➔	→ 01/10		03.0137-0382.2 650382	Ø 280 x 65
 Seilzug, Feststellbremse							
1.9 DTI 2.5 D 2.8 DTI	59 59 84	09/00→10/01 07/98→09/00 07/98→10/01		⬆ ⬇	1 2	24.3727-0762.2 580762 24.3727-1000.2 581000 24.3727-1072.2 581072	L= 1.175 L= 1.737 L= 1.420
1.9 DTI 2.2 DTI 2.5 CDTI 2.5 DTI 3.0 DTI	60 66 74 84 100	10/01→ 09/00→ 09/07→ 10/01→ 10/03→		→ 01/10; ⬆ → 01/10; ⬇	1 2	24.3727-0762.2 580762 24.3727-1000.2 581000 24.3727-1072.2 581072	L= 1.175 L= 1.737 L= 1.420
2.5 CDTI	88 - 107	08/06→		09/06→ 01/10; ⬆ 09/06→ 01/10; ⬇	1 2	24.3727-0762.2 580762 24.3727-1000.2 581000 24.3727-1072.2 581072	L= 1.175 L= 1.737 L= 1.420
OPEL - MOVANO A Kasten (X70) 01/99→							
 Radbremszylinder							
1.9 DTI 2.5 D 2.8 DTI	59 59 84	09/00→10/01 01/99→09/00 01/99→10/01	➔	☐		24.3223-1707.3 020435 24.3223-1708.3 020436	BDX GG BDX GG
1.9 DTI 2.2 DTI 2.5 DTi 2.5 DTI	60 66 73 84	10/01→ 09/00→ 10/03→ 10/01→	➔	→ 01/10; ☐ → 01/10; ☐		24.3223-1707.3 020435 24.3223-1708.3 020436	BDX GG BDX GG
Zubehörsatz, Bremsbacken							
1.9 DTI 2.5 D 2.8 DTI	59 59 84	09/00→10/01 01/99→09/00 01/99→10/01	➔			03.0137-9240.2 669240	
1.9 DTI 2.2 DTI 2.5 DTi 2.5 DTI	60 66 73 84	10/01→ 09/00→ 10/03→ 10/01→	➔	→ 01/10		03.0137-9240.2 669240	
 Bremstrommel							
1.9 DTI 2.5 D 2.8 DTI	59 59 84	09/00→10/01 01/99→09/00 01/99→10/01	➔			24.0228-0002.1 480159	Ø 320 x 69,5 / 282
1.9 DTI 2.2 DTI 2.5 DTi 2.5 DTI	60 66 73 84	10/01→ 09/00→ 10/03→ 10/01→	➔	→ 01/10		24.0228-0002.1 480159	Ø 320 x 69,5 / 282
 Bremsbackensatz							
1.9 DTI 2.5 D 2.8 DTI	59 59 84	09/00→10/01 01/99→09/00 01/99→10/01	➔			03.0137-0382.2 650382	Ø 280 x 65
1.9 DTI 2.2 DTI 2.5 DTi 2.5 DTI	60 66 73 84	10/01→ 09/00→ 10/03→ 10/01→	➔	→ 01/10		03.0137-0382.2 650382	Ø 280 x 65
 Seilzug, Feststellbremse							
1.9 DTI 2.5 D 2.8 DTI	59 59 84	09/00→10/01 01/99→09/00 01/99→10/01		⬆ ⬇	1 2	24.3727-0762.2 580762 24.3727-1000.2 581000 24.3727-1072.2 581072	L= 1.175 L= 1.737 L= 1.420
1.9 DTI 2.2 DTI 2.5 DTi 2.5 DTI 3.0 DTI	60 66 73 84 100	10/01→ 09/00→ 10/03→ 10/01→ 10/03→		→ 01/10; ⬆ → 01/10; ⬇	1 2	24.3727-0762.2 580762 24.3727-1000.2 581000 24.3727-1072.2 581072	L= 1.175 L= 1.737 L= 1.420
2.5 CDTI	74 - 107	10/03→		09/06→ 01/10; ⬆ 09/06→ 01/10; ⬇	1 2	24.3727-0762.2 580762 24.3727-1000.2 581000 24.3727-1072.2 581072	L= 1.175 L= 1.737 L= 1.420
OPEL - MOVANO A Pritsche/Fahrgestell (X70) 07/98→							
 Radbremszylinder							
2.2 DTI 2.5 DTi 2.5 DTI	66 73 84	09/00→ 10/03→ 10/01→	➔	→ 01/10; ☐ → 01/10; ☐		24.3223-1707.3 020435 24.3223-1708.3 020436	BDX GG BDX GG
2.5 D 2.8 DTI →	59 84	07/98→09/00 07/98→10/01	➔	☐		24.3223-1707.3 020435	BDX GG
























	kw					! #		
OPEL - MOVANO A Pritsche/Fahrgestell (X70) 07/98→								
 Radbremszylinder								
2.5 D 2.8 DTI	59 84	07/98→09/00 07/98→10/01	➔	☐			24.3223-1708.3 020436	BDX GG
Zubehörsatz, Bremsbacken								
2.2 DTI 2.5 DTi 2.5 DTI	66 73 84	09/00→ 10/03→ 10/01→	➔	→ 01/10			03.0137-9240.2 669240	
2.5 D 2.8 DTI	59 84	07/98→09/00 07/98→10/01	➔				03.0137-9240.2 669240	
 Bremstrommel								
2.2 DTI 2.5 DTi 2.5 DTI	66 73 84	09/00→ 10/03→ 10/01→	➔	→ 01/10			24.0228-0002.1 480159	Ø 320 x 69,5 / 282
2.5 D 2.8 DTI	59 84	07/98→09/00 07/98→10/01	➔				24.0228-0002.1 480159	Ø 320 x 69,5 / 282
 Bremsbackensatz								
2.2 DTI 2.5 DTi 2.5 DTI	66 73 84	09/00→ 10/03→ 10/01→	➔	→ 01/10			03.0137-0382.2 650382	Ø 280 x 65
2.5 D 2.8 DTI	59 84	07/98→09/00 07/98→10/01	➔				03.0137-0382.2 650382	Ø 280 x 65
 Seilzug, Feststellbremse								
2.2 DTI 2.5 DTi 2.5 DTI 3.0 DTI	66 73 84 100	09/00→ 10/03→ 10/01→ 10/03→		→ 01/10; ☒	1	24.3727-0762.2 580762	L= 1.175	
				→ 01/10; ☓	2	24.3727-1000.2 581000	L= 1.737	
						24.3727-1072.2 581072	L= 1.420	
2.5 CDTI	74 - 107	08/06→		09/06→ 01/10; ☒	1	24.3727-0762.2 580762	L= 1.175	
				09/06→ 01/10; ☓	2	24.3727-1000.2 581000	L= 1.737	
						24.3727-1072.2 581072	L= 1.420	
2.5 D 2.8 DTI	59 84	07/98→09/00 07/98→10/01		☒	1	24.3727-0762.2 580762	L= 1.175	
				☓	2	24.3727-1000.2 581000	L= 1.737	
						24.3727-1072.2 581072	L= 1.420	
OPEL - MOVANO B Bus (X62) 12/10→								
 Seilzug, Feststellbremse								
2.3 CDTI FWD	74 - 132	12/10→		für verkürzten Radstand; Scheibenbremse; für Variant Code: EV0 / FV0; ☓	2	24.3727-3602.2 583602	L= 1.730	
				mittlerer Radstand / für verlängerten Radstand; ☒	1	24.3727-3606.2 583606	L= 1.032	
				für verkürzten Radstand; ☒	1	24.3727-3607.2 583607	L= 1.086	
OPEL - MOVANO B Kasten (X62) 05/10→								
 Seilzug, Feststellbremse								
2.3 CDTI FWD	74 - 132	05/10→		für verkürzten Radstand; Scheibenbremse; für Variant Code: EV0 / FV0; ☓	2	24.3727-3602.2 583602	L= 1.730	
				mittlerer Radstand / für verlängerten Radstand; ☒	1	24.3727-3606.2 583606	L= 1.032	
				für verkürzten Radstand; ☒	1	24.3727-3607.2 583607	L= 1.086	
2.3 CDTI RWD	74 - 92	05/10→		für Fahrzeuge mit Einfachbereifung hinten; Scheibenbremse; ☓	2	24.3727-3603.2 583603	L= 1.555	
				RWD; für Fahrzeuge mit Doppelbereifung hinten; Scheibenbremse; ☓	2	24.3727-3605.2 583605	L= 1.490	
				mittlerer Radstand / für verlängerten Radstand; ☒	1	24.3727-3606.2 583606	L= 1.032	
				für verkürzten Radstand; ☒	1	24.3727-3607.2 583607	L= 1.086	
2.3 CDTI RWD	96 - 120	05/10→		für Fahrzeuge mit Einfachbereifung hinten; Scheibenbremse; ☓	2	24.3727-3603.2 583603	L= 1.555	
				für Fahrzeuge mit Doppelbereifung hinten; Scheibenbremse; ☓	2	24.3727-3605.2 583605	L= 1.490	
				mittlerer Radstand / für verlängerten Radstand; ☒	1	24.3727-3606.2 583606	L= 1.032	
				für verkürzten Radstand; ☒	1	24.3727-3607.2 583607	L= 1.086	
OPEL - MOVANO B Pritsche/Fahrgestell (X62) 05/10→								
 Seilzug, Feststellbremse								
2.3 CDTI FWD	74 - 132	05/10→		für verkürzten Radstand; Scheibenbremse; für Variant Code: EV0 / FV0; ☓	2	24.3727-3602.2 583602	L= 1.730	
➔								

	kw					! #		
OPEL - MOVANO B Pritsche/Fahrgestell (X62) 05/10→								
 Seilzug, Feststellbremse								
2.3 CDTI FWD	74 - 132	05/10→			mittlerer Radstand / für verlängerten Radstand; 	1	24.3727-3606.2 583606	L= 1.032
					für verkürzten Radstand; 	1	24.3727-3607.2 583607	L= 1.086
2.3 CDTI RWD	74 - 92	05/10→			für Fahrzeuge mit Einfachbereifung hinten; Scheibenbremse; 	2	24.3727-3603.2 583603	L= 1.555
					RWD; für Fahrzeuge mit Doppelbereifung hinten; Scheibenbremse; 	2	24.3727-3605.2 583605	L= 1.490
					mittlerer Radstand / für verlängerten Radstand; 	1	24.3727-3606.2 583606	L= 1.032
					für verkürzten Radstand; 	1	24.3727-3607.2 583607	L= 1.086
2.3 CDTI RWD	96 - 120	05/10→			für Fahrzeuge mit Einfachbereifung hinten; Scheibenbremse; 	2	24.3727-3603.2 583603	L= 1.555
					für Fahrzeuge mit Doppelbereifung hinten; Scheibenbremse; 	2	24.3727-3605.2 583605	L= 1.490
					mittlerer Radstand / für verlängerten Radstand; 	1	24.3727-3606.2 583606	L= 1.032
					für verkürzten Radstand; 	1	24.3727-3607.2 583607	L= 1.086
OPEL - OMEGA B (V94) 03/94→12/05								
 Bremsbackensatz, Feststellbremse								
2.0	85	03/94→09/99	➡	V1169751→			03.0137-0172.2 650172	Ø 160 x 25
2.5 TD	96	04/94→07/03	➡	→ V1169750			03.0137-0172.2 650172	Ø 160 x 25
2.5 V6	125	03/94→09/00	➡					
2.0	85	03/94→12/00	➡	V1169751→; → 09/99			03.0137-0172.2 650172	Ø 160 x 25
			➡	→ V1169750			03.0137-0172.2 650172	Ø 160 x 25
2.0 16V	100	03/94→09/99	➡				03.0137-0172.2 650172	Ø 160 x 25
2.5 DTI	110	09/01→07/03	➡					
3.2 V6	160	02/01→07/03	➡					
2.0 DTI 16V	74	09/97→09/00	➡	V1169751→; → 08/00			03.0137-0172.2 650172	Ø 160 x 25
2.2 16V	106	09/99→07/03	➡	V1169751→			03.0137-0172.2 650172	Ø 160 x 25
2.2 DTI 16V	81 - 88	09/00→07/03	➡					
2.6 V6	132	09/00→07/03	➡					
3.0 V6	155	04/94→02/01	➡	V1169751→; → 01/01			03.0137-0172.2 650172	Ø 160 x 25
			➡	→ V1169750			03.0137-0172.2 650172	Ø 160 x 25
Zubehörsatz, Feststellbremsbacken								
2.0	85	03/94→09/99	➡	→ V1169750			03.0137-9092.2 669092	
2.0 16V	100	03/94→09/99	➡					
2.5 TD	96	04/94→07/03	➡	V1169751→			03.0137-9242.2 669242	
2.5 V6	125	03/94→09/00	➡					
2.0	85	03/94→12/00	➡	→ V1169750			03.0137-9092.2 669092	
			➡	V1169751→; → 09/99			03.0137-9242.2 669242	
2.0 DTI 16V	74	09/97→09/00	➡	V1169751→; → 08/00			03.0137-9242.2 669242	
2.2 16V	106	09/99→07/03	➡	V1169751→			03.0137-9242.2 669242	
2.2 DTI 16V	81 - 88	09/00→07/03	➡					
2.6 V6	132	09/00→07/03	➡					
2.5 DTI	110	09/01→07/03	➡				03.0137-9242.2 669242	
3.2 V6	160	02/01→07/03	➡					
3.0 V6	155	04/94→02/01	➡	→ V1169750			03.0137-9092.2 669092	
			➡	V1169751→; → 01/01			03.0137-9242.2 669242	
 Seilzug, Feststellbremse								
2.0	85	03/94→09/99			Scheibenbremse; 	1	24.3727-0725.2 580725	L= 1.550 L2= 1.550 + Zub
2.0 16V	100	03/94→09/99						
2.2 DTI 16V	81 - 88	09/00→07/03						
2.5 DTI	110	09/01→07/03						
2.5 TD	96	04/94→07/03						
2.5 V6	125	03/94→09/00						
2.6 V6	132	09/00→07/03						
3.2 V6	160	02/01→07/03						
2.0	85	03/94→12/00		→ 09/99; Scheibenbremse; 		1	24.3727-0725.2 580725	L= 1.550 L2= 1.550 + Zub
2.0 DTI 16V	74	09/97→09/00		→ 08/00; Scheibenbremse; 		1	24.3727-0725.2 580725	L= 1.550 L2= 1.550 + Zub
2.2 16V	106	09/99→07/03		10/99→; Scheibenbremse; 		1	24.3727-0725.2 580725	L= 1.550 L2= 1.550 + Zub
3.0 V6	155	04/94→02/01		→ 01/01; Scheibenbremse; 		1	24.3727-0725.2 580725	L= 1.550 L2= 1.550 + Zub













	kw					! #		
OPEL - OMEGA B Caravan (V94) 03/94 → 07/03								
 Bremsbackensatz, Feststellbremse								
2.0	85	03/94 → 09/99	➔	V1169751 →			03.0137-0172.2 650172	Ø 160 x 25
2.5 TD	96	04/94 → 07/01						
2.5 V6	125	03/94 → 09/00	➔	→ V1169750			03.0137-0172.2 650172	Ø 160 x 25
2.0 16V	100	03/94 → 09/99	➔				03.0137-0172.2 650172	Ø 160 x 25
2.5 DTI	110	09/01 → 07/03						
3.2 V6	160	02/01 → 07/03						
2.0 DTI 16V	74	09/97 → 09/00	➔	V1169751 →; → 08/00			03.0137-0172.2 650172	Ø 160 x 25
2.2 16V	106	09/99 → 07/03	➔	V1169751 →			03.0137-0172.2 650172	Ø 160 x 25
2.2 DTI 16V	81 - 88	09/00 → 07/03						
2.6 V6	132	09/00 → 07/03						
3.0 V6	155	04/94 → 02/01	➔	V1169751 →; → 01/01			03.0137-0172.2 650172	Ø 160 x 25
			➔	→ V1169750			03.0137-0172.2 650172	Ø 160 x 25
Zubehörsatz, Feststellbremsbacken								
2.0	85	03/94 → 09/99	➔	→ V1169750			03.0137-9092.2 669092	
2.0 16V	100	03/94 → 09/99						
2.5 TD	96	04/94 → 07/01	➔	V1169751 →			03.0137-9242.2 669242	
2.5 V6	125	03/94 → 09/00						
2.0 DTI 16V	74	09/97 → 09/00	➔	V1169751 →; → 08/00			03.0137-9242.2 669242	
2.2 16V	106	09/99 → 07/03	➔	V1169751 →			03.0137-9242.2 669242	
2.2 DTI 16V	81 - 88	09/00 → 07/03						
2.6 V6	132	09/00 → 07/03						
2.5 DTI	110	09/01 → 07/03	➔				03.0137-9242.2 669242	
3.2 V6	160	02/01 → 07/03						
3.0 V6	155	04/94 → 02/01	➔	→ V1169750			03.0137-9092.2 669092	
			➔	V1169751 →; → 01/01			03.0137-9242.2 669242	
 Seilzug, Feststellbremse								
2.0	85	03/94 → 09/99		Scheibenbremse; ⚠	1	24.3727-0725.2 580725		L= 1.550 L2= 1.550 + Zub
2.0 16V	100	03/94 → 09/99						
2.2 16V	106	09/99 → 07/03						
2.2 DTI 16V	81 - 88	09/00 → 07/03						
2.5 DTI	110	09/01 → 07/03						
2.5 TD	96	04/94 → 07/01						
2.5 V6	125	03/94 → 09/00						
2.6 V6	132	09/00 → 07/03						
3.2 V6	160	02/01 → 07/03						
2.0 DTI 16V	74	09/97 → 09/00		→ 08/00; Scheibenbremse; ⚠	1	24.3727-0725.2 580725		L= 1.550 L2= 1.550 + Zub
3.0 V6	155	04/94 → 02/01		→ 01/01; Scheibenbremse; ⚠	1	24.3727-0725.2 580725		L= 1.550 L2= 1.550 + Zub
OPEL - ROCKS-E 10/21 →								
 Radbremszylinder								
Electric	6	10/21 →	➔		2	24.3220-1743.3 020556		ALU
OPEL - SIGNUM CC (Z03) 05/03 → 12/08								
 Seilzug, Feststellbremse								
1.9 CDTI	88 - 110	04/04 → 02/08		für Fahrzeuge ohne Schlechtwegeausführung; Scheibenbremse; ⚠	1	24.3727-0788.2 580788		L= 1.800 L2= 1.800
2.0 DTI	74	05/03 → 04/04						
2.2 DTI	92	05/03 → 04/04						
3.0 V6 CDTI	130	05/03 → 07/05						
OPEL - TIGRA (S93) 07/94 → 12/00								
 Radbremszylinder								
1.4 16V	63 - 66	07/94 → 12/00	➔		2	24.3219-1715.3 020122		ALU
1.6 16V	74 - 78	07/94 → 08/98				24.3219-1767.3 020552		GG
Zubehörsatz, Bremsbacken								
1.4 16V	63 - 66	07/94 → 12/00	➔			03.0137-9166.2 669166		
1.6 16V	74 - 78	07/94 → 08/98						
 Bremstrommel								
1.4 16V	63 - 66	07/94 → 12/00	➔	- ABS		24.0220-0012.1 480017		Ø 228 x 35 / 201 - RLG
1.6 16V	74 - 78	07/94 → 08/98				24.0220-0712.2 480208		Ø 228 x 35 / 201 + RLG
➔								

































	kw					! #		
OPEL - TIGRA (S93) 07/94→12/00								
 Bremstrommel								
1.4 16V	63 - 66	07/94→12/00	➔	+ ABS			24.0220-0033.2 480132	Ø 228 x 35 / 201 - RLG / + ABS Ring
1.6 16V	74 - 78	07/94→08/98						
 Bremsbackensatz								
1.4 16V	63 - 66	07/94→12/00	➔				03.0137-0266.2 650266	Ø 200 x 29 + HEB
1.6 16V	74 - 78	07/94→08/98					03.0520-1019.3 691019	TRW Ø 200 x 29 + RZ / + Zub TopKit
							03.0525-0010.3 EQ0010	TRW Ø 200 x 29 - RZ / + Zub Easy Quick
 Seilzug, Feststellbremse								
1.4 16V	63 - 66	07/94→12/00		Trommelbremse; <input type="checkbox"/>			24.3727-0743.2 580743	L= 1.373 + Zub
1.6 16V	74 - 78	07/94→08/98		Trommelbremse; <input type="checkbox"/>			24.3727-0744.2 580744	L= 1.078 + Zub
OPEL - TIGRA TwinTop (X04) 06/04→12/10								
 Radbremszylinder								
1.3 CDTI	51	06/04→12/10	➔	→ 08/09	2		24.3219-1715.3 020122	ALU
1.4	66	06/04→12/10						
1.8	92	06/04→12/10						
Zubehörsatz, Bremsbacken								
1.3 CDTI	51	06/04→12/10	➔	→ 08/09			03.0137-9167.2 669167	
1.4	66	06/04→12/10						
1.8	92	06/04→12/10						
 Bremstrommel								
1.3 CDTI	51	06/04→12/10	➔	→ 08/09			24.0220-0038.1 480162	Ø 228 x 54 / 201 - RLG / - ABS Ring
1.4	66	06/04→12/10						
1.8	92	06/04→12/10					24.0220-0738.2 480214	Ø 228 x 54 / 201 + RLG / - ABS Ring
 Bremsbackensatz								
1.3 CDTI	51	06/04→12/10	➔	→ 08/09			03.0137-0396.2 650396	Ø 200 x 46 + HEB
1.4	66	06/04→12/10						
1.8	92	06/04→12/10	➔				03.0520-5219.3 695219	Ø 200 x 46 + RZ / + Zub TopKit
 Seilzug, Feststellbremse								
1.3 CDTI	51	06/04→12/10		→ 08/09; Trommelbremse; <input type="checkbox"/>			24.3727-0749.2 580749	L= 832 + Zub
1.4	66	06/04→12/10		→ 08/09; Trommelbremse; <input type="checkbox"/>			24.3727-0750.2 580750	L= 1.095 + Zub
1.8	92	06/04→12/10		→ 08/09; Scheibenbremse; <input type="checkbox"/>			24.3727-0766.2 580766	L= 1.143
				→ 08/09; Scheibenbremse; <input type="checkbox"/>			24.3727-0768.2 580768	L= 1.426
				→ 08/09; Trommelbremse; <input checked="" type="checkbox"/>	2		24.3727-0786.2 580786	L= 217
OPEL - VECTRA B (J96) 09/95→07/04								
 Radbremszylinder								
1.6 i	55	10/95→04/02	➔	→ W7152258	2		24.3219-1715.3 020122	ALU
2.0 DI 16V	60	11/96→04/02					24.3219-1767.3 020552	GG
			➔	→ W5276825	2		24.3219-1715.3 020122	ALU
							24.3219-1767.3 020552	GG
			➔	→ W1238518	2		24.3219-1715.3 020122	ALU
							24.3219-1767.3 020552	GG
			➔	W1238519→ W1999999	2		24.3219-1715.3 020122	ALU
			➔	W7154259→ W7999999	2		24.3219-1715.3 020122	ALU
			➔	W5276826→ W5999999	2		24.3219-1715.3 020122	ALU
			➔	X7000001→	2		24.3220-1719.3 020448	ALU
			➔	X5000001→	2		24.3220-1719.3 020448	ALU
			➔	X1000001→	2		24.3220-1719.3 020448	ALU
Zubehörsatz, Bremsbacken								
1.6 i	55	10/95→04/02	➔				03.0137-9215.2 669215	
2.0 DI 16V	60	11/96→04/02						
































	kw					! #		
OPEL - VECTRA B (J96) 09/95→07/04								
 Bremstrommel								
1.6 i 2.0 DI 16V	55 60	10/95→04/02 11/96→04/02	→ →	→ W7999999 X1000001→		24.0223-0013.2 24.0223-0018.2	480061 480136	Ø 265 x 50 / 231 Ø 265 x 49,3 / 231
 Bremsbackensatz								
1.6 i 2.0 DI 16V	55 60	10/95→04/02 11/96→04/02	→ →			03.0137-0322.2 03.0520-5719.3	650322 695719	Ø 230 x 42 TRW Ø 230 x 42 + RZ / + Zub TopKit
			→	W7154259→ W7999999		03.0520-5719.3	695719	TRW Ø 230 x 42 + RZ / + Zub TopKit
			→	W5276826→ W5999999		03.0520-5719.3	695719	TRW Ø 230 x 42 + RZ / + Zub TopKit
			→	W1238519→ W1999999		03.0520-5719.3	695719	TRW Ø 230 x 42 + RZ / + Zub TopKit
			→	X1000001→		03.0520-7320.3	697320	TRW Ø 230 x 42 + RZ / + Zub TopKit
 Bremsbackensatz, Feststellbremse								
1.6 i 16V 1.8 i 16V	74 85 - 92	10/95→04/02 10/95→04/02	→			03.0137-0172.2	650172	Ø 160 x 25
2.0 DTI 16V 2.0 i 2.0 i 16V 2.2 DTI 16V	74 82 100 88 - 92	06/97→04/02 10/95→04/02 09/95→06/00 09/00→04/02						
2.2 i 16V 2.5 i V6 2.6 i V6	102 - 108 125 125	07/00→07/02 10/95→09/00 09/00→04/02						
1.7 TD	60	10/95→12/98	→	→ 11/96		03.0137-0172.2	650172	Ø 160 x 25
Zubehörsatz, Feststellbremsbacken								
1.6 i 16V 1.8 i 16V	74 85 - 92	10/95→04/02 10/95→04/02	→			03.0137-9243.2	669243	
2.0 DTI 16V 2.0 i 2.0 i 16V 2.2 DTI 16V	74 82 100 88 - 92	06/97→04/02 10/95→04/02 09/95→06/00 09/00→04/02						
2.2 i 16V 2.5 i V6 2.6 i V6	102 - 108 125 125	07/00→07/02 10/95→09/00 09/00→04/02						
1.7 TD	60	10/95→12/98	→	→ 11/96		03.0137-9243.2	669243	
 Seilzug, Feststellbremse								
1.6 i	55	10/95→04/02		Trommelbremse; 	1	24.3727-0748.2	580748	L= 279 + Zub
				Trommelbremse; 	1	24.3727-0751.2	580751	L= 1.455 L2= 1.455 + Zub
1.6 i 16V 1.8 i 16V	74 85 - 92	10/95→04/02 10/95→04/02		Scheibenbremse; 	1	24.3727-0748.2	580748	L= 279 + Zub
				Scheibenbremse; 	1	24.3727-0751.2	580751	L= 1.455 L2= 1.455 + Zub
2.0 DTI 16V 2.0 i 2.0 i 16V 2.2 DTI 16V	74 82 100 88 - 92	06/97→04/02 10/95→04/02 09/95→06/00 09/00→04/02		Scheibenbremse; 	2	24.3727-0754.2	580754	L= 128 + Zub
2.2 i 16V 2.5 i V6 2.6 i V6	102 - 108 125 125	07/00→07/02 10/95→09/00 09/00→04/02						
1.7 TD	60	10/95→12/98		→ 11/96; Scheibenbremse; 	1	24.3727-0748.2	580748	L= 279 + Zub
				→ 11/96; Scheibenbremse; 	1	24.3727-0751.2	580751	L= 1.455 L2= 1.455 + Zub
				→ 11/96; Scheibenbremse; 	2	24.3727-0754.2	580754	L= 128 + Zub
2.0 DI 16V	60	11/96→04/02		Trommelbremse; 	1	24.3727-0748.2	580748	L= 279 + Zub
				Trommelbremse; 	1	24.3727-0751.2	580751	L= 1.455 L2= 1.455 + Zub
				Trommelbremse; 	2	24.3727-0760.2	580760	L= 220
OPEL - VECTRA B Caravan (J96) 11/96→07/03								
 Radbremszylinder								
1.6 i	55	11/96→06/00	→	→ W7152258	2	24.3219-1715.3	020122	ALU
						24.3219-1767.3	020552	GG
→			→	→ W5276825	2	24.3219-1715.3	020122	ALU









































	kw					! #		
OPEL - VECTRA B Caravan (J96) 11/96→07/03								
 Radbremszylinder								
1.6 i	55	11/96→06/00	➡	→ W5276825			24.3219-1767.3 020552	GG
			➡	→ W1238518	2	24.3219-1715.3 020122	ALU	
						24.3219-1767.3 020552	GG	
			➡	W1238519→ W1999999	2	24.3219-1715.3 020122	ALU	
			➡	W7154259→ W7999999	2	24.3219-1715.3 020122	ALU	
			➡	W5276826→ W5999999	2	24.3219-1715.3 020122	ALU	
			➡	X7000001→	2	24.3220-1719.3 020448	ALU	
			➡	X5000001→	2	24.3220-1719.3 020448	ALU	
			➡	X1000001→	2	24.3220-1719.3 020448	ALU	
Zubehörsatz, Bremsbacken								
1.6 i	55	11/96→06/00	➡				03.0137-9215.2 669215	
 Bremstrommel								
1.6 i	55	11/96→06/00	➡	→ W7999999			24.0223-0013.2 480061	Ø 265 x 50 / 231
			➡	X1000001→			24.0223-0018.2 480136	Ø 265 x 49,3 / 231
 Bremsbackensatz								
1.6 i	55	11/96→06/00	➡				03.0137-0322.2 650322	Ø 230 x 42
			➡	W7154259→ W7999999			03.0520-5719.3 695719	TRW Ø 230 x 42 + RZ / + Zub TopKit
			➡	W5276826→ W5999999			03.0520-5719.3 695719	TRW Ø 230 x 42 + RZ / + Zub TopKit
			➡	W1238519→ W1999999			03.0520-5719.3 695719	TRW Ø 230 x 42 + RZ / + Zub TopKit
			➡	X1000001→			03.0520-7320.3 697320	TRW Ø 230 x 42 + RZ / + Zub TopKit
 Bremsbackensatz, Feststellbremse								
1.6 i 16V	74	11/96→07/02	➡	→ 04/02			03.0137-0172.2 650172	Ø 160 x 25
1.8 i 16V	92	09/00→07/03						
2.0 DTI 16V	74	06/97→07/03						
2.2 DTI 16V	92	09/00→07/03						
2.2 i 16V	102 -	07/00→07/03						
	108							
2.6 i V6	125	09/00→07/03						
1.7 TD	60	11/96→12/97	➡	→ 11/96			03.0137-0172.2 650172	Ø 160 x 25
1.8 i 16V	85	11/96→09/00	➡				03.0137-0172.2 650172	Ø 160 x 25
2.0 DI 16V	60	11/96→06/00						
2.0 i	82	11/96→02/02						
2.0 i 16V	85 -	11/96→07/03						
	100							
2.2 DTI 16V	88	09/00→04/02						
2.5 i V6	125	11/96→09/00						
Zubehörsatz, Feststellbremsbacken								
1.6 i 16V	74	11/96→07/02	➡	→ 04/02			03.0137-9243.2 669243	
1.8 i 16V	92	09/00→07/03						
2.0 DTI 16V	74	06/97→07/03						
2.2 DTI 16V	92	09/00→07/03						
2.2 i 16V	102 -	07/00→07/03						
	108							
2.6 i V6	125	09/00→07/03						
1.7 TD	60	11/96→12/97	➡	→ 11/96			03.0137-9243.2 669243	
1.8 i 16V	85	11/96→09/00	➡				03.0137-9243.2 669243	
2.0 DI 16V	60	11/96→06/00						
2.0 i	82	11/96→02/02						
2.0 i 16V	85 -	11/96→07/03						
	100							
2.2 DTI 16V	88	09/00→04/02						
2.5 i V6	125	11/96→09/00						
 Seilzug, Feststellbremse								
1.6 i	55	11/96→06/00		Trommelbremse; ☒	1	24.3727-0748.2 580748	L= 279 + Zub	
				Trommelbremse; ☐	1	24.3727-0751.2 580751	L= 1.455 L2= 1.455 + Zub	
1.6 i 16V	74	11/96→07/02	➡	→ 04/02; Scheibenbremse; ☒	1	24.3727-0748.2 580748	L= 279 + Zub	
1.8 i 16V	92	09/00→07/03		→ 04/02; Scheibenbremse; ☐	1	24.3727-0751.2 580751	L= 1.455 L2= 1.455 + Zub	
2.0 DTI 16V	74	06/97→07/03		→ 04/02; Scheibenbremse; ☐	1	24.3727-0751.2 580751	L= 1.455 L2= 1.455 + Zub	
2.2 DTI 16V	92	09/00→07/03		→ 04/02; Scheibenbremse; ☐	2	24.3727-0754.2 580754	L= 128 + Zub	

	kw					! #		
OPEL - VECTRA B Caravan (J96) 11/96→07/03								
 Seilzug, Feststellbremse								
2.2 i 16V	102 - 108	07/00→07/03		→ 04/02; Scheibenbremse; 	1	24.3727-0748.2 580748	L= 279 + Zub	
2.6 i V6	125	09/00→07/03		→ 04/02; Scheibenbremse; 	1	24.3727-0751.2 580751	L= 1.455 L2= 1.455 + Zub	
				→ 04/02; Scheibenbremse; 	2	24.3727-0754.2 580754	L= 128 + Zub	
1.7 TD	60	11/96→12/97		→ 11/96; Scheibenbremse; 	1	24.3727-0748.2 580748	L= 279 + Zub	
				→ 11/96; Scheibenbremse; 	1	24.3727-0751.2 580751	L= 1.455 L2= 1.455 + Zub	
				→ 11/96; Scheibenbremse; 	2	24.3727-0754.2 580754	L= 128 + Zub	
1.8 i 16V	85	11/96→09/00		Scheibenbremse; 	1	24.3727-0748.2 580748	L= 279 + Zub	
2.0 DI 16V	60	11/96→06/00		Scheibenbremse; 	1	24.3727-0751.2 580751	L= 1.455 L2= 1.455 + Zub	
2.0 i	82	11/96→02/02						
2.0 i 16V	85 - 100	11/96→07/03		Scheibenbremse; 	2	24.3727-0754.2 580754	L= 128 + Zub	
2.2 DTI 16V	88	09/00→04/02						
2.5 i V6	125	11/96→09/00						
OPEL - VECTRA B CC (J96) 09/95→07/03								
 Radbremszylinder								
1.6 i	55	10/95→07/03	➡	→ W7152258	2	24.3219-1715.3 020122 24.3219-1767.3 020552	ALU GG	
			➡	→ W5276825	2	24.3219-1715.3 020122 24.3219-1767.3 020552	ALU GG	
			➡	→ W1238518	2	24.3219-1715.3 020122 24.3219-1767.3 020552	ALU GG	
			➡	W1238519→ W1999999	2	24.3219-1715.3 020122	ALU	
			➡	W7154259→ W7999999	2	24.3219-1715.3 020122	ALU	
			➡	W5276826→ W5999999	2	24.3219-1715.3 020122	ALU	
			➡	X7000001→; → 04/02	2	24.3220-1719.3 020448	ALU	
			➡	X5000001→; → 04/02	2	24.3220-1719.3 020448	ALU	
			➡	X1000001→; → 04/02	2	24.3220-1719.3 020448	ALU	
2.0 DI 16V	60	11/96→06/00	➡	→ W7152258	2	24.3219-1715.3 020122 24.3219-1767.3 020552	ALU GG	
			➡	→ W5276825	2	24.3219-1715.3 020122 24.3219-1767.3 020552	ALU GG	
			➡	→ W1238518	2	24.3219-1715.3 020122 24.3219-1767.3 020552	ALU GG	
			➡	W1238519→ W1999999	2	24.3219-1715.3 020122	ALU	
			➡	W7154259→ W7999999	2	24.3219-1715.3 020122	ALU	
			➡	W5276826→ W5999999	2	24.3219-1715.3 020122	ALU	
			➡	X7000001→	2	24.3220-1719.3 020448	ALU	
			➡	X5000001→	2	24.3220-1719.3 020448	ALU	
			➡	X1000001→	2	24.3220-1719.3 020448	ALU	
Zubehörsatz, Bremsbacken								
1.6 i	55	10/95→07/03	➡	→ 04/02		03.0137-9215.2 669215		
2.0 DI 16V	60	11/96→06/00	➡			03.0137-9215.2 669215		
 Bremstrommel								
1.6 i	55	10/95→07/03	➡	→ W7999999		24.0223-0013.2 480061	Ø 265 x 50 / 231	
			➡	X1000001→; → 04/02		24.0223-0018.2 480136	Ø 265 x 49,3 / 231	
2.0 DI 16V	60	11/96→06/00	➡	→ W7999999		24.0223-0013.2 480061	Ø 265 x 50 / 231	
			➡	X1000001→		24.0223-0018.2 480136	Ø 265 x 49,3 / 231	
 Bremssackensatz								
1.6 i	55	10/95→07/03	➡	→ 04/02		03.0137-0322.2 650322	Ø 230 x 42	
			➡	W7154259→ W7999999		03.0520-5719.3 695719	TRW Ø 230 x 42 + RZ / + Zub TopKit	
			➡	W1238519→ W1999999		03.0520-5719.3 695719	TRW Ø 230 x 42 + RZ / + Zub TopKit	
			➡	W5276826→ W5999999		03.0520-5719.3 695719	TRW Ø 230 x 42 + RZ / + Zub TopKit	
			➡	X1000001→; → 04/02		03.0520-7320.3 697320	TRW Ø 230 x 42 + RZ / + Zub TopKit	
→								








	kw					! #		
OPEL - VECTRA B CC (J96) 09/95→07/03								
 Bremsbackensatz								
2.0 DI 16V	60	11/96→06/00	➔				03.0137-0322.2 650322	Ø 230 x 42
			➔	W7154259→ W7999999			03.0520-5719.3 695719	TRW Ø 230 x 42 + RZ / + Zub TopKit
			➔	W5276826→ W5999999			03.0520-5719.3 695719	TRW Ø 230 x 42 + RZ / + Zub TopKit
			➔	W1238519→ W1999999			03.0520-5719.3 695719	TRW Ø 230 x 42 + RZ / + Zub TopKit
			➔	X1000001→			03.0520-7320.3 697320	TRW Ø 230 x 42 + RZ / + Zub TopKit
 Bremsbackensatz, Feststellbremse								
1.6 i 16V	74	10/95→07/02	➔	→ 04/02			03.0137-0172.2 650172	Ø 160 x 25
1.8 i 16V	92	09/00→07/03						
2.0 DTI 16V	74	06/97→07/03						
2.2 DTI 16V	92	09/00→07/03						
2.2 i 16V	102 - 108	07/00→07/03						
2.6 i V6	125	09/00→07/03						
1.7 TD	60	10/95→12/98	➔	→ 11/96			03.0137-0172.2 650172	Ø 160 x 25
1.8 FlexFuel	85	01/99→09/00	➔				03.0137-0172.2 650172	Ø 160 x 25
1.8 i 16V	85	10/95→09/00						
2.0 i	82	10/95→02/02						
2.0 i 16V	85 - 100	09/95→07/03						
2.2 DTI 16V	88	09/00→04/02						
2.5	144	10/99→06/00						
2.5 i V6	125	10/95→09/00						
Zubehörsatz, Feststellbremsbacken								
1.6 i 16V	74	10/95→07/02	➔	→ 04/02			03.0137-9243.2 669243	
1.8 i 16V	92	09/00→07/03						
2.0 DTI 16V	74	06/97→07/03						
2.2 DTI 16V	92	09/00→07/03						
2.2 i 16V	102 - 108	07/00→07/03						
2.6 i V6	125	09/00→07/03						
1.7 TD	60	10/95→12/98	➔	→ 11/96			03.0137-9243.2 669243	
1.8 FlexFuel	85	01/99→09/00	➔				03.0137-9243.2 669243	
1.8 i 16V	85	10/95→09/00						
2.0 i	82	10/95→02/02						
2.0 i 16V	85 - 100	09/95→07/03						
2.2 DTI 16V	88	09/00→04/02						
2.5	144	10/99→06/00						
2.5 i V6	125	10/95→09/00						
 Seilzug, Feststellbremse								
1.6 i	55	10/95→07/03		→ 04/02; Trommelbremse; ☒	1	24.3727-0748.2 580748	L= 279 + Zub	
				→ 04/02; Trommelbremse; ☐	1	24.3727-0751.2 580751	L= 1.455 L2= 1.455 + Zub	
1.6 i 16V	74	10/95→07/02		→ 04/02; Scheibenbremse; ☒	1	24.3727-0748.2 580748	L= 279 + Zub	
1.8 i 16V	92	09/00→07/03		→ 04/02; Scheibenbremse; ☐	1	24.3727-0751.2 580751	L= 1.455 L2= 1.455 + Zub	
2.0 DTI 16V	74	06/97→07/03		→ 04/02; Scheibenbremse; ☐	1	24.3727-0751.2 580751	L= 1.455 L2= 1.455 + Zub	
2.2 DTI 16V	92	09/00→07/03		→ 04/02; Scheibenbremse; ☒	2	24.3727-0754.2 580754	L= 128 + Zub	
2.2 i 16V	102 - 108	07/00→07/03						
2.6 i V6	125	09/00→07/03						
1.7 TD	60	10/95→12/98		→ 11/96; Scheibenbremse; ☒	1	24.3727-0748.2 580748	L= 279 + Zub	
				→ 11/96; Scheibenbremse; ☐	1	24.3727-0751.2 580751	L= 1.455 L2= 1.455 + Zub	
				→ 11/96; Scheibenbremse; ☒	2	24.3727-0754.2 580754	L= 128 + Zub	
1.8 FlexFuel	85	01/99→09/00		Scheibenbremse; ☒	1	24.3727-0748.2 580748	L= 279 + Zub	
1.8 i 16V	85	10/95→09/00		Scheibenbremse; ☐	1	24.3727-0751.2 580751	L= 1.455 L2= 1.455 + Zub	
2.0 i	82	10/95→02/02						
2.0 i 16V	85 - 100	09/95→07/03		Scheibenbremse; ☒	2	24.3727-0754.2 580754	L= 128 + Zub	
2.2 DTI 16V	88	09/00→04/02						
2.5	144	10/99→06/00						
2.5 i V6	125	10/95→09/00						
2.0 DI 16V	60	11/96→06/00		Trommelbremse; ☒	1	24.3727-0748.2 580748	L= 279 + Zub	
				Trommelbremse; ☐	1	24.3727-0751.2 580751	L= 1.455 L2= 1.455 + Zub	
				Trommelbremse; ☒	2	24.3727-0760.2 580760	L= 220	
























	kw					! #		
OPEL - VECTRA C (Z02) 04/02→01/09								
 Seilzug, Feststellbremse								
1.6 1.6 16V 1.8 1.8 16V 2.0 16V Turbo 2.2 DGi 2.8 V6 Turbo 3.2 V6 2.2 16V	77 74 81 - 103 90 129 114 169 - 188 155 108	08/05→08/08 04/02→10/05 04/02→08/08 04/02→09/08 03/03→08/08 10/03→08/08 08/05→08/08 08/02→07/06 04/02→12/08		für Fahrzeuge ohne Schlechtwegeausführung; Scheibenbremse; 	1	24.3727-0758.2	580758	L= 1.630 L2= 1.573
OPEL - VECTRA C Caravan (Z02) 10/03→01/09								
 Seilzug, Feststellbremse								
1.9 CDTI 1.9 CDTI 2.0 DTI 2.2 DTI 3.0 V6 CDTI	88 110 74 92 130	04/04→01/09 04/04→08/08 10/03→08/05 10/03→12/05 10/03→07/05		für Fahrzeuge ohne Schlechtwegeausführung; → 10/08; Scheibenbremse; 	1	24.3727-0788.2	580788	L= 1.800 L2= 1.800
OPEL - VECTRA C CC (Z02) 08/02→01/09								
 Seilzug, Feststellbremse								
1.6 1.8 1.8 16V 2.0 16V Turbo 2.2 16V 2.2 DGi 2.8 V6 Turbo 3.2 V6	74 - 77 103 81 - 90 129 108 114 169 - 188 155	08/05→08/08 08/05→08/08 08/02→09/08 03/03→08/08 08/02→08/08 10/03→08/08 08/05→09/08 08/02→07/06		für Fahrzeuge ohne Schlechtwegeausführung; Scheibenbremse; 	1	24.3727-0758.2	580758	L= 1.630 L2= 1.573
OPEL - VIVARO A Bus (X83) 08/01→07/14								
 Seilzug, Feststellbremse								
1.9 DI 2.0 16V 2.5 CDTI 2.5 DTI	60 88 84 99	08/01→07/06 08/01→07/06 08/06→03/10 04/03→03/10		für Linkslenker; → AV606709 / AY606709; Kasten/Kombi; für verkürzten Radstand; 	1	24.3727-0796.2	580796	Satz L= 1.245 L2= 498
				für Linkslenker; → AV606709 / AY606709; Kasten/Kombi; für verlängerten Radstand; 	1	24.3727-0797.2	580797	Satz L= 1.643 L2= 498
						24.3727-1068.2	581068	L= 1.503
						24.3727-1071.2	581071	L= 1.603
1.9 DTI 2.0 CDTI 2.0 ECOTEC 2.5 CDTI	74 66 - 84 86 107	08/01→07/14 08/06→07/14 08/06→07/14 08/06→07/14		für Linkslenker; → AV606709 / AY606709; Kasten/Kombi; für verkürzten Radstand; 	1	24.3727-0796.2	580796	Satz L= 1.245 L2= 498
				für Linkslenker; → AV606709 / AY606709; Kasten/Kombi; für verlängerten Radstand; 	1	24.3727-0797.2	580797	Satz L= 1.643 L2= 498
				→ 06/14; 		24.3727-1068.2	581068	L= 1.503
				→ 06/14; 		24.3727-1071.2	581071	L= 1.603
OPEL - VIVARO A Kasten (X83) 08/01→07/14								
 Seilzug, Feststellbremse								
1.9 DI 2.0 16V 2.5 CDTI 2.5 DTI	60 88 84 99	08/01→07/06 08/01→07/06 08/06→03/10 04/03→03/10		für Linkslenker; → AV606709 / AY606709; Kasten/Kombi; für verkürzten Radstand; 	1	24.3727-0796.2	580796	Satz L= 1.245 L2= 498
				für Linkslenker; → AV606709 / AY606709; Kasten/Kombi; für verlängerten Radstand; 	1	24.3727-0797.2	580797	Satz L= 1.643 L2= 498
						24.3727-1068.2	581068	L= 1.503
						24.3727-1071.2	581071	L= 1.603
1.9 DTI 2.0 CDTI 2.0 ECOTEC 2.5 CDTI	74 66 - 84 86 107	08/01→07/14 08/06→07/14 08/06→07/14 08/06→07/14		für Linkslenker; → AV606709 / AY606709; Kasten/Kombi; für verkürzten Radstand; 	1	24.3727-0796.2	580796	Satz L= 1.245 L2= 498
				für Linkslenker; → AV606709 / AY606709; Kasten/Kombi; für verlängerten Radstand; 	1	24.3727-0797.2	580797	Satz L= 1.643 L2= 498
				→ 06/14; 		24.3727-1068.2	581068	L= 1.503
				→ 06/14; 		24.3727-1071.2	581071	L= 1.603











	kW					! #			
OPEL - VIVARO A Pritsche/Fahrgestell (X83) 02/01→07/14									
 Seilzug, Feststellbremse									
1.9 Di 2.0 CDTI	60	08/01→07/14		08/06→; → AV606709 / AY606709; für Linkslenker; Kasten/Kombi; für verkürzten Radstand; 	1	24.3727-0796.2	580796	Satz L= 1.245 L2= 498	
	66	01/06→07/14		08/06→; → AV606709 / AY606709; für Linkslenker; Kasten/Kombi; für verlängerten Radstand; 	1	24.3727-0797.2	580797	Satz L= 1.643 L2= 498	
				08/06→ 06/14; 		24.3727-1068.2	581068	L= 1.503	
				08/06→ 06/14; 		24.3727-1071.2	581071	L= 1.603	
1.9 DTI 2.0 16V 2.5 CDTI	74	02/01→12/10		→ AV606709 / AY606709; für Linkslenker; Kasten/Kombi; für verkürzten Radstand; 	1	24.3727-0796.2	580796	Satz L= 1.245 L2= 498	
	88	01/02→07/06		→ AV606709 / AY606709; für Linkslenker; Kasten/Kombi; für verlängerten Radstand; 	1	24.3727-0797.2	580797	Satz L= 1.643 L2= 498	
	84	08/06→03/10				24.3727-1068.2	581068	L= 1.503	
						24.3727-1071.2	581071	L= 1.603	
2.0 CDTI 2.0 ECOTEC 2.5 CDTI	84	08/06→07/14		→ AV606709 / AY606709; für Linkslenker; Kasten/Kombi; für verkürzten Radstand; 	1	24.3727-0796.2	580796	Satz L= 1.245 L2= 498	
	86	08/06→07/14		→ AV606709 / AY606709; für Linkslenker; Kasten/Kombi; für verlängerten Radstand; 	1	24.3727-0797.2	580797	Satz L= 1.643 L2= 498	
	107	08/06→07/14		→ 06/14; 		24.3727-1068.2	581068	L= 1.503	
				→ 06/14; 		24.3727-1071.2	581071	L= 1.603	
2.5 DTI	99	04/03→03/10		08/06→; → AV606709 / AY606709; für Linkslenker; Kasten/Kombi; für verkürzten Radstand; 	1	24.3727-0796.2	580796	Satz L= 1.245 L2= 498	
				08/06→; → AV606709 / AY606709; für Linkslenker; Kasten/Kombi; für verlängerten Radstand; 	1	24.3727-0797.2	580797	Satz L= 1.643 L2= 498	
				08/06→; 		24.3727-1068.2	581068	L= 1.503	
				08/06→; 		24.3727-1071.2	581071	L= 1.603	
OPEL - ZAFIRA / ZAFIRA FAMILY B (A05) 07/05→05/19									
 Seilzug, Feststellbremse									
1.6 1.6 CNG 1.6 CNG Turbo 1.6 FlexFuel 1.7 CDTI 1.8 1.8 LPG 1.9 CDTI 2.0 2.2	77 - 85	07/05→04/15		Scheibenbremse; 	1	24.3727-0790.2	580790	L= 1.749 L2= 1.774 + Zub	
	69	07/05→04/15							
	110	04/10→04/15							
	85	08/08→12/12							
	81 - 92	03/07→04/15							
	88 - 103	07/05→04/15							
	103	07/09→04/15							
	74 - 110	07/05→04/15							
	147 - 177	07/05→12/10							
	110	07/05→12/12							
	OPEL - ZAFIRA A Großraumlimousine (T98) 04/99→06/05								
	 Radbremszylinder								
1.6 1.6 16V 1.6 CNG 1.6 LPG	76 74 71 74 - 76	10/03→06/05 04/99→06/05 09/01→06/05 04/99→06/05	➔		2	24.3220-1719.3	020448	ALU	
Zubehörsatz, Bremsbacken									
1.6 1.6 16V 1.6 CNG 1.6 LPG	76 74 71 74 - 76	10/03→06/05 04/99→06/05 09/01→06/05 04/99→06/05	➔	22000001→		03.0137-9215.2	669215		
			➔	→ 12999999		03.0137-9215.2	669215		
 Bremstrommel									
1.6 1.6 16V 1.6 CNG 1.6 LPG →	76 74 71 74 - 76	10/03→06/05 04/99→06/05 09/01→06/05 04/99→06/05	➔			24.0223-0018.2	480136	Ø 265 x 49,3 / 231	

















	kw					! #		
OPEL - ZAFIRA A GrobrauLimousine (T98) 04/99→06/05								
 Bremsbackensatz								
1.6 1.6 16V 1.6 CNG 1.6 LPG	76 74 71 74 - 76	10/03→06/05 04/99→06/05 09/01→06/05 04/99→06/05	➔	→ 12999999			03.0137-0322.2 650322 03.0520-7320.3 697320	Ø 230 x 42 TRW Ø 230 x 42 + RZ / + Zub TopKit
			➔	22000001→			03.0137-0424.2 650424	Ø 230 x 42 + HEB
 Seilzug, Feststellbremse								
1.6 1.6 16V 1.6 CNG 1.6 LPG	76 74 71 74 - 76	10/03→06/05 04/99→06/05 09/01→06/05 04/99→06/05		Trommelbremse; ⬇	2	24.3727-0746.2 580746		L= 182 + Zub
				42000001→; Scheibenbremse; ⬆	1	24.3727-0748.2 580748		L= 279 + Zub
				Trommelbremse; ⬆	1	24.3727-0748.2 580748		L= 279 + Zub
				→ 22006460; Scheibenbremse; ⬆	1	24.3727-0748.2 580748		L= 279 + Zub
				→ 1H999999; Scheibenbremse; ⬆	1	24.3727-0748.2 580748		L= 279 + Zub
				2H000001→ 32999999; Scheiben- bremse; ⬆	1	24.3727-0748.2 580748		L= 279 + Zub
				22006461→ 32999999; Scheiben- bremse; ⬆	1	24.3727-0748.2 580748		L= 279 + Zub
				2H000001→ 32999999; Scheiben- bremse; ⬇	1	24.3727-0756.2 580756		L= 1.680 L2= 1.680 + Zub
				22006461→ 32999999; Scheiben- bremse; ⬇	1	24.3727-0756.2 580756		L= 1.680 L2= 1.680 + Zub
				→ 22006460; Scheibenbremse; ⬇	1	24.3727-0757.2 580757		L= 1.680 L2= 1.680 + Zub
				→ 1H999999; Scheibenbremse; ⬇	1	24.3727-0757.2 580757		L= 1.680 L2= 1.680 + Zub
				42000001→; für Fahrzeuge ohne Schlechtwegeausführung; Schei- benbremse; ⬇	1	24.3727-0784.2 580784		L= 1.677 L2= 1.677 + Zub
1.8 16V 2.0 DTI 16V 2.0 OPC 2.2 16V 2.2 DTI 16V	85 - 92 74 141 - 147 108 86 - 92	04/99→06/05 09/00→06/05 09/01→06/05 09/00→06/05 01/02→06/05		→ 1H999999; Scheibenbremse; ⬆	1	24.3727-0748.2 580748		L= 279 + Zub
				42000001→; Scheibenbremse; ⬆	1	24.3727-0748.2 580748		L= 279 + Zub
				→ 22006460; Scheibenbremse; ⬆	1	24.3727-0748.2 580748		L= 279 + Zub
				2H000001→ 32999999; Scheiben- bremse; ⬆	1	24.3727-0748.2 580748		L= 279 + Zub
				22006461→ 32999999; Scheiben- bremse; ⬆	1	24.3727-0748.2 580748		L= 279 + Zub
				22006461→ 32999999; Scheiben- bremse; ⬇	1	24.3727-0756.2 580756		L= 1.680 L2= 1.680 + Zub
				2H000001→ 32999999; Scheiben- bremse; ⬇	1	24.3727-0756.2 580756		L= 1.680 L2= 1.680 + Zub
				→ 22006460; Scheibenbremse; ⬇	1	24.3727-0757.2 580757		L= 1.680 L2= 1.680 + Zub
				→ 1H999999; Scheibenbremse; ⬇	1	24.3727-0757.2 580757		L= 1.680 L2= 1.680 + Zub
				42000001→; für Fahrzeuge ohne Schlechtwegeausführung; Schei- benbremse; ⬇	1	24.3727-0784.2 580784		L= 1.677 L2= 1.677 + Zub
2.0 DI 16V	60	07/99→06/05		42000001→; Scheibenbremse; ⬆	1	24.3727-0748.2 580748		L= 279 + Zub
				10/99→; → 1H999999; Scheibenbremse; ⬆	1	24.3727-0748.2 580748		L= 279 + Zub
				10/99→; → 22006460; Scheibenbremse; ⬆	1	24.3727-0748.2 580748		L= 279 + Zub
				2H000001→ 32999999; Scheiben- bremse; ⬆	1	24.3727-0748.2 580748		L= 279 + Zub
				22006461→ 32999999; Scheiben- bremse; ⬆	1	24.3727-0748.2 580748		L= 279 + Zub
				2H000001→ 32999999; Scheiben- bremse; ⬇	1	24.3727-0756.2 580756		L= 1.680 L2= 1.680 + Zub
				22006461→ 32999999; Scheiben- bremse; ⬇	1	24.3727-0756.2 580756		L= 1.680 L2= 1.680 + Zub
				10/99→; → 1H999999; Scheibenbremse; ⬇	1	24.3727-0757.2 580757		L= 1.680 L2= 1.680 + Zub
				10/99→; → 22006460; Scheibenbremse; ⬇	1	24.3727-0757.2 580757		L= 1.680 L2= 1.680 + Zub
				42000001→; für Fahrzeuge ohne Schlechtwegeausführung; Schei- benbremse; ⬇	1	24.3727-0784.2 580784		L= 1.677 L2= 1.677 + Zub
OPEL - ZAFIRA B Kasten/GrobrauLimousine (A05) 07/05→04/15								
 Seilzug, Feststellbremse								
1.6 CNG Turbo VAN 1.6 CNG VAN 1.7 CDTI VAN 1.8 VAN 1.9 CDTI VAN	110 69 81 - 92 103 88 - 110	02/09→04/15 07/05→04/15 01/08→04/15 07/05→04/15 07/05→04/15		Scheibenbremse; ⬇	1	24.3727-0790.2 580790		L= 1.749 L2= 1.774 + Zub






















	kW				! #		
OPEL - ZAFIRA B Kasten/Großraumlimousine (A05) 07/05→04/15							
Seilzug, Feststellbremse							
2.0 VAN	147	07/05→12/10		Scheibenbremse; <input type="checkbox"/>	1	24.3727-0790.2	580790 L= 1.749 L2= 1.774 + Zub
2.2 DiG VAN	110	07/05→12/11					
PEUGEOT - 106 II (1A_, 1C_) 04/96→05/05							
Radbremszylinder							
1.0 i	33	04/96→03/01		- ABS; Felge Lochzahl: 3; <input type="checkbox"/>		24.3219-1603.3	020200 GG
1.1 BiFuel	37 44	04/96→03/01		- ABS; Felge Lochzahl: 3; <input type="checkbox"/>		24.3219-1604.3	020201 GG
				- ABS; Felge Lochzahl: 4; <input type="checkbox"/>		24.3219-1609.3	020319 GG
				- ABS; Felge Lochzahl: 4; <input type="checkbox"/>		24.3219-1610.3	020320 GG
				→Orga 08056; + ABS	2	24.3220-1711.3	020409 TRW GG
				Orga 08057→; + ABS	2	24.3220-1717.3	020430 TRW ALU
1.1 i	40	01/97→03/01		Felge Lochzahl: 3; <input type="checkbox"/>		24.3219-1603.3	020200 GG
				Felge Lochzahl: 3; <input type="checkbox"/>		24.3219-1604.3	020201 GG
				Felge Lochzahl: 4; <input type="checkbox"/>		24.3219-1609.3	020319 GG
				Felge Lochzahl: 4; <input type="checkbox"/>		24.3219-1610.3	020320 GG
				→Orga 08056	2	24.3220-1711.3	020409 TRW GG
1.1 i	44	05/96→07/04		→ 03/04; - ABS; Felge Lochzahl: 3; <input type="checkbox"/>		24.3219-1603.3	020200 GG
				→ 03/04; - ABS; Felge Lochzahl: 3; <input type="checkbox"/>		24.3219-1604.3	020201 GG
				→ 03/04; - ABS; Felge Lochzahl: 4; <input type="checkbox"/>		24.3219-1609.3	020319 GG
				→ 03/04; - ABS; Felge Lochzahl: 4; <input type="checkbox"/>		24.3219-1610.3	020320 GG
				→Orga 08056; + ABS	2	24.3220-1711.3	020409 TRW GG
1.4 i	55	05/96→07/04		→ 03/04; - ABS; <input type="checkbox"/>		24.3219-1609.3	020319 GG
				→ 03/04; - ABS; <input type="checkbox"/>		24.3219-1610.3	020320 GG
				→Orga 08056; + ABS	2	24.3220-1711.3	020409 TRW GG
				Orga 08057→; → 03/04; + ABS	2	24.3220-1717.3	020430 TRW ALU
1.5 D 1.6 i	40 65	05/96→03/01 05/96→10/99		- ABS; <input type="checkbox"/>		24.3219-1609.3	020319 GG
				- ABS; <input type="checkbox"/>		24.3219-1610.3	020320 GG
				→Orga 08056; + ABS	2	24.3220-1711.3	020409 TRW GG
				Orga 08057→; + ABS	2	24.3220-1717.3	020430 TRW ALU
1.5 D	42	04/98→07/04		10/00→ 03/04; - ABS; <input type="checkbox"/>		24.3219-1609.3	020319 GG
				10/00→ 03/04; - ABS; <input type="checkbox"/>		24.3219-1610.3	020320 GG
				10/00→ 03/04; + ABS	2	24.3220-1717.3	020430 TRW ALU
Electric	20	04/96→07/04		- ABS; Felge Lochzahl: 4		24.3219-1112.3	020311 BDX GG
Zubehörsatz, Bremsbacken							
1.0 i	33	04/96→03/01		- ABS; Felge Lochzahl: 4		03.0137-9055.2	669055 BDX
1.1 BiFuel 1.1 i	37 40	04/96→03/01 01/97→03/01		- ABS; Felge Lochzahl: 3		03.0137-9079.2	669079
				+ ABS		03.0137-9158.2	669158 TRW
1.1 i	44	05/96→07/04		→ 03/04; - ABS; Felge Lochzahl: 4		03.0137-9055.2	669055 BDX
				→ 03/04; - ABS; Felge Lochzahl: 3		03.0137-9079.2	669079
				→ 03/04; + ABS		03.0137-9158.2	669158 TRW
1.4 i	55	05/96→07/04		→ 03/04; - ABS		03.0137-9055.2	669055 BDX
				→ 03/04; + ABS		03.0137-9158.2	669158 TRW
1.5 D 1.6 i	40 65	05/96→03/01 05/96→10/99		- ABS		03.0137-9055.2	669055 BDX
				+ ABS		03.0137-9158.2	669158 TRW
1.5 D	42	04/98→07/04		10/00→ 03/04; - ABS		03.0137-9055.2	669055 BDX
				10/00→ 03/04; + ABS		03.0137-9158.2	669158 TRW
Electric	20	04/96→07/04				03.0137-9055.2	669055 BDX
Bremstrommel							
1.0 i	33	04/96→03/01		- ABS; Felge Lochzahl: 3		24.0216-5001.1	480001 Ø 201 x 38,5 / 166 - RLG
1.1 BiFuel	44	04/96→03/01				24.0216-5701.2	480212 Ø 201 x 38,5 / 166 + RLG
1.1 i	40	01/97→03/01					
→							

	kw			 	! #		
PEUGEOT - 106 II (1A_, 1C_) 04/96→05/05							
Bremstrommel							
1.0 i	33 - 37	04/96→03/01	➡	- ABS; Felge Lochzahl: 4		24.0218-0020.1 480074	Ø 212 x 46 / 181 - RLG / - ABS Ring
1.1 BiFuel	44	04/96→03/01				24.0218-0720.2 480205	Ø 212 x 46 / 181 + RLG / - ABS Ring
1.1 i	40	01/97→03/01					
			➡	+ ABS		24.0220-3013.1 480089	Ø 247 x 46,5 / 204,5 - RLG / - ABS Ring
1.1 i	44	05/96→07/04	➡	→ 03/04; - ABS; Felge Lochzahl: 3		24.0216-5001.1 480001	Ø 201 x 38,5 / 166 - RLG
						24.0216-5701.2 480212	Ø 201 x 38,5 / 166 + RLG
			➡	→ 03/04; - ABS; Felge Lochzahl: 4		24.0218-0020.1 480074	Ø 212 x 46 / 181 - RLG / - ABS Ring
						24.0218-0720.2 480205	Ø 212 x 46 / 181 + RLG / - ABS Ring
			➡	→ 03/04; + ABS		24.0220-3013.1 480089	Ø 247 x 46,5 / 204,5 - RLG / - ABS Ring
1.4 i	55	05/96→07/04	➡	→ 03/04; - ABS		24.0218-0020.1 480074	Ø 212 x 46 / 181 - RLG / - ABS Ring
						24.0218-0720.2 480205	Ø 212 x 46 / 181 + RLG / - ABS Ring
			➡	→ 03/04; + ABS		24.0220-3013.1 480089	Ø 247 x 46,5 / 204,5 - RLG / - ABS Ring
1.5 D	40	05/96→03/01	➡	- ABS		24.0218-0020.1 480074	Ø 212 x 46 / 181 - RLG / - ABS Ring
1.6 i	65	05/96→10/99				24.0218-0720.2 480205	Ø 212 x 46 / 181 + RLG / - ABS Ring
			➡	+ ABS		24.0220-3013.1 480089	Ø 247 x 46,5 / 204,5 - RLG / - ABS Ring
1.5 D	42	04/98→07/04	➡	10/00→ 03/04; - ABS		24.0218-0020.1 480074	Ø 212 x 46 / 181 - RLG / - ABS Ring
						24.0218-0720.2 480205	Ø 212 x 46 / 181 + RLG / - ABS Ring
			➡	10/00→ 03/04; + ABS		24.0220-3013.1 480089	Ø 247 x 46,5 / 204,5 - RLG / - ABS Ring
Electric	20	04/96→07/04	➡	- ABS		24.0218-0020.1 480074	Ø 212 x 46 / 181 - RLG / - ABS Ring
						24.0218-0720.2 480205	Ø 212 x 46 / 181 + RLG / - ABS Ring
Bremsbackensatz							
1.0 i	33 - 37	04/96→03/01	➡	- ABS; Felge Lochzahl: 3		03.0137-0195.2 650195	Ø 164 x 32
1.1 BiFuel	44	04/96→03/01				03.0520-0519.3 690519	BDX Ø 164 x 32 + RZ / + Zub TopKit
1.1 i	40	01/97→03/01				03.0525-0002.3 EQ0002	BDX Ø 164 x 32 - RZ / + Zub Easy Quick
			➡	- ABS; Felge Lochzahl: 4		03.0137-0196.2 650196	BDX Ø 180 x 32
						03.0420-1619.3 681619	BDX Ø 180 x 32 + RZ / + Zub Kit
						03.0520-1619.3 691619	BDX Ø 180 x 32 + RZ / + Zub TopKit
						03.0525-0003.3 EQ0003	BDX Ø 180 x 32 - RZ / + Zub Easy Quick
			➡	+ ABS		03.0137-0312.2 650312	TRW Ø 203 x 38
			➡	→Orga 08056; + ABS		03.0520-5720.3 695720	TRW Ø 203 x 39 + RZ / + Zub TopKit
			➡	Orga 08057→; + ABS		03.0520-6420.3 696420	TRW Ø 203 x 39 + RZ / + Zub TopKit
1.1 i	44	05/96→07/04	➡	→ 03/04; - ABS; Felge Lochzahl: 3		03.0137-0195.2 650195	Ø 164 x 32
						03.0520-0519.3 690519	BDX Ø 164 x 32 + RZ / + Zub TopKit
						03.0525-0002.3 EQ0002	BDX Ø 164 x 32 - RZ / + Zub Easy Quick
			➡	→ 03/04; - ABS; Felge Lochzahl: 4		03.0137-0196.2 650196	BDX Ø 180 x 32
						03.0420-1619.3 681619	BDX Ø 180 x 32 + RZ / + Zub Kit
						03.0520-1619.3 691619	BDX Ø 180 x 32 + RZ / + Zub TopKit
						03.0525-0003.3 EQ0003	BDX Ø 180 x 32 - RZ / + Zub Easy Quick
			➡	→ 03/04; + ABS		03.0137-0312.2 650312	TRW Ø 203 x 38
			➡	→Orga 08056; + ABS		03.0520-5720.3 695720	TRW Ø 203 x 39 + RZ / + Zub TopKit
→							








	kw			 	! #			
PEUGEOT - 106 II (1A_, 1C_) 04/96→05/05								
 Bremsbackensatz								
1.1 i	44	05/96→07/04	➡	Orga 08057→; → 03/04; + ABS		03.0520-6420.3 696420	TRW Ø 203 x 39 + RZ / + Zub TopKit	
1.4 i	55	05/96→07/04	➡	→ 03/04; - ABS		03.0137-0196.2 650196 03.0420-1619.3 681619 03.0520-1619.3 691619 03.0525-0003.3 EQ0003	BDX Ø 180 x 32 BDX Ø 180 x 32 + RZ / + Zub Kit BDX Ø 180 x 32 + RZ / + Zub TopKit BDX Ø 180 x 32 - RZ / + Zub Easy Quick	
				➡	→ 03/04; + ABS		03.0137-0312.2 650312	TRW Ø 203 x 38
				➡	→Orga 08056; + ABS		03.0520-5720.3 695720	TRW Ø 203 x 39 + RZ / + Zub TopKit
				➡	Orga 08057→; → 03/04; + ABS		03.0520-6420.3 696420	TRW Ø 203 x 39 + RZ / + Zub TopKit
1.5 D 1.6 i	40 65	05/96→03/01 05/96→10/99	➡	- ABS		03.0137-0196.2 650196 03.0420-1619.3 681619 03.0520-1619.3 691619 03.0525-0003.3 EQ0003	BDX Ø 180 x 32 BDX Ø 180 x 32 + RZ / + Zub Kit BDX Ø 180 x 32 + RZ / + Zub TopKit BDX Ø 180 x 32 - RZ / + Zub Easy Quick	
				➡	+ ABS		03.0137-0312.2 650312	TRW Ø 203 x 38
				➡	→Orga 08056; + ABS		03.0520-5720.3 695720	TRW Ø 203 x 39 + RZ / + Zub TopKit
				➡	Orga 08057→; + ABS		03.0520-6420.3 696420	TRW Ø 203 x 39 + RZ / + Zub TopKit
1.5 D	42	04/98→07/04	➡	10/00→ 03/04; - ABS		03.0137-0196.2 650196 03.0420-1619.3 681619 03.0520-1619.3 691619 03.0525-0003.3 EQ0003	BDX Ø 180 x 32 BDX Ø 180 x 32 + RZ / + Zub Kit BDX Ø 180 x 32 + RZ / + Zub TopKit BDX Ø 180 x 32 - RZ / + Zub Easy Quick	
				➡	10/00→ 03/04; + ABS		03.0137-0312.2 650312 03.0520-6420.3 696420	TRW Ø 203 x 38 TRW Ø 203 x 39 + RZ / + Zub TopKit
Electric	20	04/96→07/04	➡			03.0137-0196.2 650196	BDX Ø 180 x 32	
 Seilzug, Feststellbremse								
1.0 i	33 - 37	04/96→03/01		Trommelbremse; 	2	24.3727-0816.2 580816	L= 1.442	
1.1 BiFuel	44	04/96→03/01						
1.1 i	40	01/97→03/01						
1.5 D	40	05/96→03/01						
1.6 i	65	05/96→10/99						
1.1 i	44	05/96→07/04		→ 03/04; Trommelbremse; 	2	24.3727-0816.2 580816	L= 1.442	
1.4 i	55	05/96→07/04						
1.5 D	42	04/98→07/04		10/00→ 03/04; Trommelbremse; 	2	24.3727-0816.2 580816	L= 1.442	
1.6 i	74	05/96→01/01		Scheibenbremse; 	2	24.3727-0817.2 580817	L= 1.505	
1.6 S16	88	04/98→09/01						
1.6 S16	87	05/96→07/04		→ 03/04; Scheibenbremse; 	2	24.3727-0817.2 580817	L= 1.505	
PEUGEOT - 106 Van II Kasten/Schrägheck (1S_) 04/96→03/01								
 Radbremszylinder								
1.0	33	04/96→03/01	➡	05/96→; - ABS; Felge Lochzahl: 3; 		24.3219-1603.3 020200	GG	
				➡	05/96→; - ABS; Felge Lochzahl: 3; 		24.3219-1604.3 020201	GG
				➡	05/96→; - ABS; Felge Lochzahl: 4; 		24.3219-1609.3 020319	GG
				➡	05/96→; - ABS; Felge Lochzahl: 4; 		24.3219-1610.3 020320	GG
				➡	05/96→; →Orga 08056; + ABS		24.3220-1711.3 020409	TRW GG
				➡	Orga 08057→; + ABS		24.3220-1717.3 020430	TRW ALU
1.5 D	40	05/96→03/01	➡	- ABS; 		24.3219-1609.3 020319	GG	
				➡	- ABS; 		24.3219-1610.3 020320	GG
				➡	→Orga 08056; + ABS		24.3220-1711.3 020409	TRW GG
				➡	Orga 08057→; + ABS		24.3220-1717.3 020430	TRW ALU
1.5 D	42	06/96→03/01	➡	- ABS; 		24.3219-1609.3 020319	GG	
				➡	- ABS; 		24.3219-1610.3 020320	GG
				➡	+ ABS		24.3220-1717.3 020430	TRW ALU
→								














	kw					! #		
PEUGEOT - 106 Van II Kasten/Schrägheck (1S_) 04/96→03/01								
 Radbremszylinder								
Electric	20	04/96→03/01	➡	- ABS; Felge Lochzahl: 4		24.3219-1112.3	020311	BDX GG
Zubehörsatz, Bremsbacken								
1.0	33	04/96→03/01	➡	05/96→; - ABS; Felge Lochzahl: 4		03.0137-9055.2	669055	BDX
			➡	05/96→; - ABS; Felge Lochzahl: 3		03.0137-9079.2	669079	
			➡	05/96→; + ABS		03.0137-9158.2	669158	TRW
1.5 D	40 - 42	05/96→03/01	➡	- ABS		03.0137-9055.2	669055	BDX
			➡	+ ABS		03.0137-9158.2	669158	TRW
Electric	20	04/96→03/01	➡			03.0137-9055.2	669055	BDX
 Bremstrommel								
1.0	33	04/96→03/01	➡	05/96→; - ABS; Felge Lochzahl: 3		24.0216-5001.1	480001	Ø 201 x 38,5 / 166 - RLG
						24.0216-5701.2	480212	Ø 201 x 38,5 / 166 + RLG
			➡	05/96→; - ABS; Felge Lochzahl: 4		24.0218-0020.1	480074	Ø 212 x 46 / 181 - RLG / - ABS Ring
						24.0218-0720.2	480205	Ø 212 x 46 / 181 + RLG / - ABS Ring
1.5 D	40 - 42	05/96→03/01	➡	- ABS		24.0218-0020.1	480074	Ø 212 x 46 / 181 - RLG / - ABS Ring
						24.0218-0720.2	480205	Ø 212 x 46 / 181 + RLG / - ABS Ring
			➡	+ ABS		24.0220-3013.1	480089	Ø 247 x 46,5 / 204,5 - RLG / - ABS Ring
Electric	20	04/96→03/01	➡	- ABS		24.0218-0020.1	480074	Ø 212 x 46 / 181 - RLG / - ABS Ring
						24.0218-0720.2	480205	Ø 212 x 46 / 181 + RLG / - ABS Ring
 Bremsbackensatz								
1.0	33	04/96→03/01	➡	05/96→; - ABS; Felge Lochzahl: 3		03.0137-0195.2	650195	Ø 164 x 32
						03.0520-0519.3	690519	BDX Ø 164 x 32 + RZ / + Zub TopKit
						03.0525-0002.3	EQ0002	BDX Ø 164 x 32 - RZ / + Zub Easy Quick
			➡	05/96→; - ABS; Felge Lochzahl: 4		03.0137-0196.2	650196	BDX Ø 180 x 32
						03.0420-1619.3	681619	BDX Ø 180 x 32 + RZ / + Zub Kit
						03.0520-1619.3	691619	BDX Ø 180 x 32 + RZ / + Zub TopKit
1.5 D	40	05/96→03/01	➡	- ABS		03.0137-0196.2	650196	BDX Ø 180 x 32
						03.0420-1619.3	681619	BDX Ø 180 x 32 + RZ / + Zub Kit
						03.0520-1619.3	691619	BDX Ø 180 x 32 + RZ / + Zub TopKit
						03.0525-0003.3	EQ0003	BDX Ø 180 x 32 - RZ / + Zub Easy Quick
			➡	+ ABS		03.0137-0312.2	650312	TRW Ø 203 x 38
			➡	→Orga 08056; + ABS		03.0520-5720.3	695720	TRW Ø 203 x 39 + RZ / + Zub TopKit
1.5 D	42	06/96→03/01	➡	- ABS		03.0137-0196.2	650196	BDX Ø 180 x 32
						03.0420-1619.3	681619	BDX Ø 180 x 32 + RZ / + Zub Kit
						03.0520-1619.3	691619	BDX Ø 180 x 32 + RZ / + Zub TopKit
						03.0525-0003.3	EQ0003	BDX Ø 180 x 32 - RZ / + Zub Easy Quick
→			➡	+ ABS		03.0137-0312.2	650312	TRW Ø 203 x 38




















	kw					! #		
PEUGEOT - 106 Van II Kasten/Schrägheck (1S_) 04/96→03/01								
 Bremsbackensatz								
1.5 D	42	06/96→03/01	➔		+ ABS		03.0520-6420.3 696420	TRW Ø 203 x 39 + RZ / + Zub TopKit
Electric	20	04/96→03/01	➔				03.0137-0196.2 650196	BDX Ø 180 x 32
 Seilzug, Feststellbremse								
1.0	33	04/96→03/01			05/96→; Trommelbremse; ⚠	2	24.3727-0816.2 580816	L= 1.442
1.5 D	40 - 42	05/96→03/01			Trommelbremse; ⚠	2	24.3727-0816.2 580816	L= 1.442
PEUGEOT - 107 (PM_, PN_) 06/05→05/14								
 Radbremszylinder								
1.0	50	06/05→05/14	➔			2	24.3217-1719.3 020482	BOS ALU
1.4 HDi	40	06/05→05/14	➔					
Zubehörsatz, Bremsbacken								
1.0	50	06/05→05/14	➔				03.0137-9287.2 669287	BOS
1.4 HDi	40	06/05→05/14	➔					
 Bremstrommel								
1.0	50	06/05→05/14	➔				24.0220-0046.1 480193	Ø 233 x 44 / 201
1.4 HDi	40	06/05→05/14	➔					
 Bremsbackensatz								
1.0	50	06/05→05/14	➔				03.0137-0466.2 650466	BOS Ø 200 x 32 + HEB
1.4 HDi	40	06/05→05/14	➔				03.0520-4117.3 694117	BOS Ø 200 x 32 + RZ / + Zub TopKit
PEUGEOT - 108 05/14→								
 Radbremszylinder								
1.0 VTi	51	05/14→	➔			2	24.3217-1739.3 020597	BOS ALU
1.0 VTi 72	53	05/18→						
1.2	60	05/14→						
Zubehörsatz, Bremsbacken								
1.0 VTi	51	05/14→	➔				03.0137-9287.2 669287	BOS
1.0 VTi 72	53	05/18→						
1.2	60	05/14→						
 Bremstrommel								
1.0 VTi	51	05/14→	➔				24.0220-0046.1 480193	Ø 233 x 44 / 201
1.0 VTi 72	53	05/18→						
1.2	60	05/14→						
 Bremsbackensatz								
1.0 VTi	51	05/14→	➔				03.0137-0466.2 650466	BOS Ø 200 x 32 + HEB
1.0 VTi 72	53	05/18→						
1.2	60	05/14→						
PEUGEOT - 205 II (20A/C) 01/87→12/00								
 Radbremszylinder								
1.0	33	10/87→09/98	➔	09/90→; ☐			24.3219-1601.3 020198	TRW GG
			➔	09/90→; ☐			24.3219-1605.3 020202	BDX GG
			➔	09/90→; ☐			24.3219-1602.3 020199	TRW GG
1.0	37	08/92→05/97	➔	☐			24.3219-1601.3 020198	TRW GG
			➔	☐			24.3219-1605.3 020202	BDX GG
			➔	☐			24.3219-1602.3 020199	TRW GG
1.1	44	07/89→09/98	➔	→ 08/90		2	24.3219-1118.3 020332	TRW GG
1.6	53 - 55	10/87→09/98	➔	09/90→; ☐			24.3219-1601.3 020198	TRW GG
			➔	09/90→; ☐			24.3219-1605.3 020202	BDX GG
			➔	09/90→; ☐			24.3219-1602.3 020199	TRW GG
1.4	55	07/88→09/98	➔	07/89→ 08/90		2	24.3219-1118.3 020332	TRW GG
			➔	09/90→; ☐			24.3219-1601.3 020198	TRW GG
			➔	09/90→; ☐			24.3219-1605.3 020202	BDX GG
			➔	09/90→; ☐			24.3219-1602.3 020199	TRW GG
1.6 Aut.	58 - 65	10/87→09/98	➔	→ 08/90; Automatikgetriebe		2	24.3219-1118.3 020332	TRW GG
			➔	09/90→; ☐			24.3219-1601.3 020198	TRW GG
			➔	09/90→; ☐			24.3219-1605.3 020202	BDX GG
→								

	kw			 	! #		
PEUGEOT - 205 II (20A/C) 01/87→12/00							
 Radbremszylinder							
1.6 Aut.	58 - 65	10/87→09/98	➡	09/90→; 		24.3219-1602.3 020199	TRW GG
1.7 Diesel	44	07/87→09/98	➡	→ 08/90; 		24.3219-1601.3 020198	TRW GG
				→ 08/90; 		24.3219-1605.3 020202	BDX GG
				→ 08/90; 		24.3219-1602.3 020199	TRW GG
1.8 TD	57	01/90→09/98	➡	03/94→	2	24.3220-1619.3 020246	TRW GG
				09/90→; + ABS	2	24.3219-1118.3 020332	TRW GG
				09/90→; - ABS; 		24.3219-1601.3 020198	TRW GG
				09/90→; - ABS; 		24.3219-1605.3 020202	BDX GG
				09/90→; - ABS; 		24.3219-1602.3 020199	TRW GG
1.8 XDT	58	08/90→05/97	➡	+ ABS	2	24.3219-1118.3 020332	TRW GG
1.9 Diesel	47	10/87→09/98	➡	09/88→ 08/90; 		24.3219-1601.3 020198	TRW GG
				09/90→; 		24.3219-1601.3 020198	TRW GG
				09/90→; 		24.3219-1605.3 020202	BDX GG
				09/88→ 08/90; 		24.3219-1602.3 020199	TRW GG
				09/90→; 		24.3219-1602.3 020199	TRW GG
				09/90→	2	24.3220-1619.3 020246	TRW GG
Zubehörsatz, Bremsbacken							
1.0	33	10/87→09/98	➡	09/90→		03.0137-9055.2 669055	BDX
						03.0137-9175.2 669175	TRW
1.0	37	08/92→05/97	➡			03.0137-9055.2 669055	BDX
						03.0137-9175.2 669175	TRW
1.1	44	07/89→09/98	➡	09/90→		03.0137-9055.2 669055	BDX
1.4	55	07/88→09/98	➡			03.0137-9175.2 669175	TRW
1.6	53 - 55	10/87→09/98	➡	→ 08/90		03.0137-9056.2 669056	TRW
1.6 Aut.	58 - 65	10/87→09/98	➡	09/90→		03.0137-9055.2 669055	BDX
				→ 08/90; Automatikgetriebe		03.0137-9175.2 669175	TRW
						03.0137-9056.2 669056	TRW
1.7 Diesel	44	07/87→09/98	➡	→ 08/90		03.0137-9055.2 669055	BDX
				→ 08/90		03.0137-9175.2 669175	TRW
				03/94→		03.0137-9056.2 669056	TRW
1.8 TD	57	01/90→09/98	➡	09/90→; - ABS		03.0137-9055.2 669055	BDX
				09/90→; - ABS		03.0137-9175.2 669175	TRW
				09/90→; + ABS		03.0137-9056.2 669056	TRW
1.8 XDT	58	08/90→05/97	➡	+ ABS		03.0137-9056.2 669056	TRW
1.9 Diesel	47	10/87→09/98	➡	09/88→ 08/90		03.0137-9055.2 669055	BDX
				09/88→ 08/90		03.0137-9175.2 669175	TRW
				09/90→		03.0137-9055.2 669055	BDX
				09/90→		03.0137-9056.2 669056	TRW
				09/90→		03.0137-9175.2 669175	TRW
 Bremsbackensatz							
1.0	33	10/87→09/98	➡	09/90→		03.0137-0196.2 650196	BDX Ø 180 x 32
						03.0137-0197.2 650197	TRW Ø 180 x 32 + HEB
						03.0520-0419.3 690419	TRW Ø 180 x 32 + RZ / + Zub TopKit
						03.0520-0619.3 690619	BDX Ø 180 x 32 + RZ / + Zub TopKit
						03.0525-0003.3 EQ0003	BDX Ø 180 x 32 - RZ / + Zub Easy Quick
		03.0525-0004.3 EQ0004	TRW Ø 180 x 32 - RZ / + Zub Easy Quick				
1.0	37	08/92→05/97	➡			03.0137-0196.2 650196	BDX Ø 180 x 32
						03.0137-0197.2 650197	TRW Ø 180 x 32 + HEB
						03.0520-0419.3 690419	TRW Ø 180 x 32 + RZ / + Zub TopKit
						03.0520-0619.3 690619	BDX Ø 180 x 32 + RZ / + Zub TopKit
						03.0525-0003.3 EQ0003	BDX Ø 180 x 32 - RZ / + Zub Easy Quick










	kw			 	! #		
PEUGEOT - 205 II (20A/C) 01/87→12/00							
Bremsbackensatz							
1.0	37	08/92→05/97	➡			03.0525-0004.3 EQ0004	TRW Ø 180 x 32 - RZ / + Zub Easy Quick
1.1 1.4 1.6	44 55 53 - 55	07/89→09/98 07/88→09/98 10/87→09/98	➡	09/90→		03.0137-0196.2 650196 03.0137-0197.2 650197 03.0520-0419.3 690419 03.0520-0619.3 690619 03.0525-0003.3 EQ0003 03.0525-0004.3 EQ0004	BDX Ø 180 x 32 TRW Ø 180 x 32 + HEB TRW Ø 180 x 32 + RZ / + Zub TopKit BDX Ø 180 x 32 + RZ / + Zub TopKit BDX Ø 180 x 32 - RZ / + Zub Easy Quick TRW Ø 180 x 32 - RZ / + Zub Easy Quick
			➡	→ 08/90		03.0137-0201.2 650201 03.0520-0919.3 690919 03.0525-0027.3 EQ0027	TRW Ø 180 x 41 + HEB TRW Ø 180 x 41 + RZ / + Zub TopKit TRW Ø 180 x 41 - RZ / + Zub Easy Quick
1.6 Aut.	58 - 65	10/87→09/98	➡	09/90→		03.0137-0196.2 650196 03.0137-0197.2 650197 03.0520-0419.3 690419 03.0520-0619.3 690619 03.0525-0003.3 EQ0003 03.0525-0004.3 EQ0004	BDX Ø 180 x 32 TRW Ø 180 x 32 + HEB TRW Ø 180 x 32 + RZ / + Zub TopKit BDX Ø 180 x 32 + RZ / + Zub TopKit BDX Ø 180 x 32 - RZ / + Zub Easy Quick TRW Ø 180 x 32 - RZ / + Zub Easy Quick
			➡	→ 08/90; Automatikgetriebe		03.0137-0201.2 650201 03.0520-0919.3 690919 03.0525-0027.3 EQ0027	TRW Ø 180 x 41 + HEB TRW Ø 180 x 41 + RZ / + Zub TopKit TRW Ø 180 x 41 - RZ / + Zub Easy Quick
1.7 Diesel	44	07/87→09/98	➡	→ 08/90		03.0137-0196.2 650196 03.0137-0197.2 650197 03.0520-0419.3 690419 03.0520-0619.3 690619 03.0525-0003.3 EQ0003 03.0525-0004.3 EQ0004	BDX Ø 180 x 32 TRW Ø 180 x 32 + HEB TRW Ø 180 x 32 + RZ / + Zub TopKit BDX Ø 180 x 32 + RZ / + Zub TopKit BDX Ø 180 x 32 - RZ / + Zub Easy Quick TRW Ø 180 x 32 - RZ / + Zub Easy Quick
			➡	03/94→		03.0137-0201.2 650201 03.0525-0027.3 EQ0027	TRW Ø 180 x 41 + HEB TRW Ø 180 x 41 - RZ / + Zub Easy Quick
1.8 TD	57	01/90→09/98	➡	09/90→; - ABS		03.0137-0196.2 650196 03.0137-0197.2 650197 03.0520-0419.3 690419 03.0520-0619.3 690619 03.0525-0003.3 EQ0003 03.0525-0004.3 EQ0004	BDX Ø 180 x 32 TRW Ø 180 x 32 + HEB TRW Ø 180 x 32 + RZ / + Zub TopKit BDX Ø 180 x 32 + RZ / + Zub TopKit BDX Ø 180 x 32 - RZ / + Zub Easy Quick TRW Ø 180 x 32 - RZ / + Zub Easy Quick
			➡	09/90→; + ABS		03.0137-0201.2 650201 03.0520-0919.3 690919 03.0525-0027.3 EQ0027	TRW Ø 180 x 41 + HEB TRW Ø 180 x 41 + RZ / + Zub TopKit TRW Ø 180 x 41 - RZ / + Zub Easy Quick
1.8 XDT	58	08/90→05/97	➡	+ ABS		03.0137-0201.2 650201	TRW Ø 180 x 41 + HEB
1.9 Diesel	47	10/87→09/98	➡	09/88→ 08/90		03.0137-0196.2 650196 03.0137-0197.2 650197 03.0520-0419.3 690419 03.0520-0619.3 690619 03.0525-0003.3 EQ0003	BDX Ø 180 x 32 TRW Ø 180 x 32 + HEB TRW Ø 180 x 32 + RZ / + Zub TopKit BDX Ø 180 x 32 + RZ / + Zub TopKit BDX Ø 180 x 32 - RZ / + Zub Easy Quick








	kw					! #		
PEUGEOT - 205 II (20A/C) 01/87→12/00								
 Bremsbackensatz								
1.9 Diesel	47	10/87→09/98	➔	09/88→ 08/90			03.0525-0004.3 EQ0004	TRW Ø 180 x 32 - RZ / + Zub Easy Quick
			➔	09/90→			03.0137-0196.2 650196	BDX Ø 180 x 32
							03.0137-0197.2 650197	TRW Ø 180 x 32 + HEB
							03.0137-0201.2 650201	TRW Ø 180 x 41 + HEB
							03.0520-0419.3 690419	TRW Ø 180 x 32 + RZ / + Zub TopKit
							03.0520-0619.3 690619	BDX Ø 180 x 32 + RZ / + Zub TopKit
							03.0525-0003.3 EQ0003	BDX Ø 180 x 32 - RZ / + Zub Easy Quick
							03.0525-0004.3 EQ0004	TRW Ø 180 x 32 - RZ / + Zub Easy Quick
						03.0525-0027.3 EQ0027	TRW Ø 180 x 41 - RZ / + Zub Easy Quick	
 Seilzug, Feststellbremse								
1.0 1.8 TD	33 57	10/87→09/98 01/90→09/98		09/90→; Trommelbremse; <input type="checkbox"/>			24.3727-0801.2 580801	L= 1.386
				09/90→; Trommelbremse; <input type="checkbox"/>			24.3727-0802.2 580802	L= 1.372
1.0 1.8 XDT	37 58	08/92→05/97 08/90→05/97		Trommelbremse; <input type="checkbox"/>			24.3727-0801.2 580801	L= 1.386
				Trommelbremse; <input type="checkbox"/>			24.3727-0802.2 580802	L= 1.372
1.1 1.4 1.6	44 55 53 - 55	07/89→09/98 07/88→09/98 10/87→09/98		09/90→; Trommelbremse; <input type="checkbox"/>			24.3727-0801.2 580801	L= 1.386
				→ 08/90; Trommelbremse; <input type="checkbox"/>			24.3727-0801.2 580801	L= 1.386
				09/90→; Trommelbremse; <input type="checkbox"/>			24.3727-0802.2 580802	L= 1.372
				→ 08/90; Trommelbremse; <input type="checkbox"/>			24.3727-0802.2 580802	L= 1.372
1.6 Aut.	58 - 65	10/87→09/98		09/90→; Trommelbremse; <input type="checkbox"/>			24.3727-0801.2 580801	L= 1.386
				→ 08/90; Automatikgetriebe; Trommelbremse; <input type="checkbox"/>			24.3727-0801.2 580801	L= 1.386
				09/90→; Trommelbremse; <input type="checkbox"/>			24.3727-0802.2 580802	L= 1.372
				→ 08/90; Automatikgetriebe; Trommelbremse; <input type="checkbox"/>			24.3727-0802.2 580802	L= 1.372
1.7 Diesel	44	07/87→09/98		03/94→; Trommelbremse; <input type="checkbox"/>			24.3727-0801.2 580801	L= 1.386
				→ 08/90; Trommelbremse; <input type="checkbox"/>			24.3727-0801.2 580801	L= 1.386
				03/94→; Trommelbremse; <input type="checkbox"/>			24.3727-0802.2 580802	L= 1.372
				→ 08/90; Trommelbremse; <input type="checkbox"/>			24.3727-0802.2 580802	L= 1.372
1.9 Diesel	47	10/87→09/98		09/90→; Trommelbremse; <input type="checkbox"/>			24.3727-0801.2 580801	L= 1.386
				09/88→ 08/90; Trommelbremse; <input type="checkbox"/>			24.3727-0801.2 580801	L= 1.386
				09/90→; Trommelbremse; <input type="checkbox"/>			24.3727-0802.2 580802	L= 1.372
				09/88→ 08/90; Trommelbremse; <input type="checkbox"/>			24.3727-0802.2 580802	L= 1.372
1.9 GTI	94	10/87→09/98		09/90→; Scheibenbremse; <input type="checkbox"/>			24.3727-0810.2 580810	L= 1.417
				→ 08/88; Scheibenbremse; <input type="checkbox"/>			24.3727-0810.2 580810	L= 1.417
				09/90→; Scheibenbremse; <input type="checkbox"/>			24.3727-0811.2 580811	L= 1.432
				→ 08/88; Scheibenbremse; <input type="checkbox"/>			24.3727-0811.2 580811	L= 1.432
PEUGEOT - 205 Kasten/Schrägheck 08/90→05/97								
 Radbremsszylinder								
1.7 Diesel	44	03/94→05/97	➔				24.3220-1619.3 020246	TRW GG
Zubehörsatz, Bremsbacken								
1.7 Diesel	44	03/94→05/97	➔				03.0137-9056.2 669056	TRW
 Bremsbackensatz								
1.7 Diesel	44	03/94→05/97	➔				03.0137-0201.2 650201	TRW Ø 180 x 41 + HEB
							03.0525-0027.3 EQ0027	TRW Ø 180 x 41 - RZ / + Zub Easy Quick
 Seilzug, Feststellbremse								
1.7 Diesel	44	03/94→05/97		Trommelbremse; <input type="checkbox"/>			24.3727-0801.2 580801	L= 1.386
				Trommelbremse; <input type="checkbox"/>			24.3727-0802.2 580802	L= 1.372
PEUGEOT - 206 CC (2D) 09/00→12/08								
 Seilzug, Feststellbremse								
1.6 1.6 16V 1.6 HDi 110 2.0 S16	81 80 80 100	09/01→12/08 09/00→12/07 04/05→02/07 09/00→12/07		→Orga 11108; Scheibenbremse; <input type="checkbox"/>	2		24.3727-0833.2 580833	L= 1.707













	kw			 	! #		
PEUGEOT - 206 Schrägheck (2A/C) 08/98→12/12							
Radbremszylinder							
1.0	52	06/01→12/05	➡	- ABS	2	24.3219-1112.3 020311	BDX GG
1.1 i	44	09/98→02/07	➡	- ABS; 		24.3220-1617.3 020244	BDX GG
1.4 CNG	55	05/06→09/07	➡	- ABS; 		24.3220-1618.3 020245	BDX GG
1.4 Flex	60	01/06→11/09	➡	- ABS; 		24.3220-1618.3 020245	BDX GG
1.4 HDi	51	09/02→02/07	➡	- ABS; 		24.3220-1618.3 020245	BDX GG
1.4 LPG	55	05/06→09/07	➡	+ ABS	2	24.3220-1717.3 020430	TRW ALU
1.1	40	08/98→07/00	➡	09/98→; - ABS	2	24.3219-1112.3 020311	BDX GG
			➡	09/98→; - ABS; 		24.3220-1617.3 020244	BDX GG
			➡	09/98→; - ABS; 		24.3220-1618.3 020245	BDX GG
			➡	09/98→; + ABS	2	24.3220-1717.3 020430	TRW ALU
1.4 16V 1.6 1.6 16V 1.6 Flex	65 81 79 83	10/03→02/08 05/05→07/08 06/01→04/09 05/05→07/08	➡		2	24.3220-1717.3 020430	TRW ALU
			➡				
			➡				
			➡				
1.4 HDi eco 70 1.4 i	50 55	09/01→04/09 09/98→12/12	➡	→ 02/09; - ABS	2	24.3219-1112.3 020311	BDX GG
			➡	→ 02/09; - ABS; 		24.3220-1617.3 020244	BDX GG
			➡	→ 02/09; - ABS; 		24.3220-1618.3 020245	BDX GG
			➡	→ 02/09; + ABS	2	24.3220-1717.3 020430	TRW ALU
1.6 16V 1.6 BiFuel	80 80	07/00→04/09 07/00→04/09	➡	→ 02/09	2	24.3220-1717.3 020430	TRW ALU
			➡				
1.6 8V	66	05/99→10/03	➡	→ 12/00; Schaltgetriebe; - ABS	2	24.3219-1112.3 020311	BDX GG
			➡	→ 12/00; - ABS; Schaltgetriebe; 		24.3220-1617.3 020244	BDX GG
			➡	→ 12/00; - ABS; Schaltgetriebe; 		24.3220-1618.3 020245	BDX GG
			➡	→ 12/00; + ABS	2	24.3220-1717.3 020430	TRW ALU
			➡	→ 12/00; - ABS; Automatikgetriebe	2	24.3220-1717.3 020430	TRW ALU
1.6 i	65	09/98→12/00	➡	Schaltgetriebe; - ABS	2	24.3219-1112.3 020311	BDX GG
			➡	- ABS; Schaltgetriebe; 		24.3220-1617.3 020244	BDX GG
			➡	- ABS; Schaltgetriebe; 		24.3220-1618.3 020245	BDX GG
			➡	+ ABS	2	24.3220-1717.3 020430	TRW ALU
			➡	- ABS; Automatikgetriebe	2	24.3220-1717.3 020430	TRW ALU
1.9 D	51	09/98→11/01	➡	- ABS	2	24.3219-1112.3 020311	BDX GG
			➡	+ ABS	2	24.3220-1717.3 020430	TRW ALU
2.0 HDI 90	66	12/99→09/09	➡	→ 02/09; + ABS	2	24.3220-1717.3 020430	TRW ALU
Zubehörsatz, Bremsbacken							
1.0	52	06/01→12/05	➡	- ABS		03.0137-9088.2 669088	BDX
1.1 i	44	09/98→02/07	➡	→Orga 09456; + ABS		03.0137-9158.2 669158	TRW
1.4 Flex	60	01/06→11/09	➡	Orga 09457→; + ABS		03.0137-9278.2 669278	
1.4 HDi	51	09/02→02/07	➡	Orga 09457→; + ABS		03.0137-9278.2 669278	
1.9 D	51	09/98→11/01	➡	Orga 09457→; + ABS		03.0137-9278.2 669278	
1.1	40	08/98→07/00	➡	09/98→; - ABS		03.0137-9088.2 669088	BDX
			➡	09/98→; →Orga 09456; + ABS		03.0137-9158.2 669158	TRW
			➡	Orga 09457→; + ABS		03.0137-9278.2 669278	
1.4 16V 1.6 1.6 16V 1.6 Flex	65 81 79 83	10/03→02/08 05/05→07/08 06/01→04/09 05/05→07/08	➡			03.0137-9278.2 669278	
			➡				
			➡				
			➡				
1.4 CNG 1.4 LPG	55 55	05/06→09/07 05/06→09/07	➡	- ABS		03.0137-9088.2 669088	BDX
			➡	+ ABS		03.0137-9278.2 669278	
1.4 HDi eco 70 1.4 i	50 55	09/01→04/09 09/98→12/12	➡	→ 02/09; - ABS		03.0137-9088.2 669088	BDX
			➡	→Orga 09456; + ABS		03.0137-9158.2 669158	TRW
			➡	Orga 09457→; → 02/09; + ABS		03.0137-9278.2 669278	
1.6 16V 1.6 BiFuel	80 80	07/00→04/09 07/00→04/09	➡	→ 02/09		03.0137-9278.2 669278	
			➡				
1.6 8V	66	05/99→10/03	➡	→ 12/00; - ABS		03.0137-9088.2 669088	BDX
			➡	→ 12/00; + ABS		03.0137-9158.2 669158	TRW
1.6 i	65	09/98→12/00	➡	- ABS		03.0137-9088.2 669088	BDX
			➡	+ ABS		03.0137-9158.2 669158	TRW
2.0 HDI 90	66	12/99→09/09	➡	→Orga 09456		03.0137-9158.2 669158	TRW
			➡	Orga 09457→; → 02/09		03.0137-9278.2 669278	
→							






























	kw			 	! #			
PEUGEOT - 206 Schrägheck (2A/C) 08/98→12/12								
Bremstrommel								
1.0 1.1 i 1.4 Flex 1.4 HDi	52	06/01→12/05	➡	- ABS		24.0218-0020.1	480074	Ø 212 x 46 / 181 - RLG / - ABS Ring
	44	09/98→02/07				24.0218-0720.2	480205	Ø 212 x 46 / 181 + RLG / - ABS Ring
	60	01/06→11/09						
	51	09/02→02/07	➡	→Orga 10254; + ABS		24.0220-3013.1	480089	Ø 247 x 46,5 / 204,5 - RLG / - ABS Ring
			➡	Orga 10255→; + ABS		24.0220-3029.1	480179	Ø 244,5 x 42 / 204,5 - RLG / - ABS Ring
						24.0220-3729.2	480217	Ø 244,5 x 42 / 204,5 + RLG / + ABS Ring
1.1	40	08/98→07/00	➡	09/98→; - ABS		24.0218-0020.1	480074	Ø 212 x 46 / 181 - RLG / - ABS Ring
						24.0218-0720.2	480205	Ø 212 x 46 / 181 + RLG / - ABS Ring
			➡	09/98→; →Orga 10254; + ABS		24.0220-3013.1	480089	Ø 247 x 46,5 / 204,5 - RLG / - ABS Ring
			➡	Orga 10255→; + ABS		24.0220-3029.1	480179	Ø 244,5 x 42 / 204,5 - RLG / - ABS Ring
						24.0220-3729.2	480217	Ø 244,5 x 42 / 204,5 + RLG / + ABS Ring
1.4 16V 1.6 1.6 16V 1.6 Flex	65	10/03→02/08	➡			24.0220-3013.1	480089	Ø 247 x 46,5 / 204,5 - RLG / - ABS Ring
	81	05/05→07/08						
	79	06/01→04/09						
	83	05/05→07/08						
1.4 CNG 1.4 LPG	55	05/06→09/07	➡	- ABS		24.0218-0020.1	480074	Ø 212 x 46 / 181 - RLG / - ABS Ring
						24.0218-0720.2	480205	Ø 212 x 46 / 181 + RLG / - ABS Ring
			➡	+ ABS		24.0220-3029.1	480179	Ø 244,5 x 42 / 204,5 - RLG / - ABS Ring
						24.0220-3729.2	480217	Ø 244,5 x 42 / 204,5 + RLG / + ABS Ring
1.4 HDi eco 70 1.4 i	50	09/01→04/09	➡	→ 02/09; - ABS		24.0218-0020.1	480074	Ø 212 x 46 / 181 - RLG / - ABS Ring
						24.0218-0720.2	480205	Ø 212 x 46 / 181 + RLG / - ABS Ring
			➡	→Orga 10254; + ABS		24.0220-3013.1	480089	Ø 247 x 46,5 / 204,5 - RLG / - ABS Ring
	55	09/98→12/12	➡	Orga 10255→; → 02/09; + ABS		24.0220-3029.1	480179	Ø 244,5 x 42 / 204,5 - RLG / - ABS Ring
						24.0220-3729.2	480217	Ø 244,5 x 42 / 204,5 + RLG / + ABS Ring
1.6 16V 1.6 BiFuel 2.0 HDI 90	80	07/00→04/09	➡	→ 02/09		24.0220-3013.1	480089	Ø 247 x 46,5 / 204,5 - RLG / - ABS Ring
	66	12/99→09/09						
1.6 8V	66	05/99→10/03	➡	→ 12/00; - ABS		24.0218-0020.1	480074	Ø 212 x 46 / 181 - RLG / - ABS Ring
						24.0218-0720.2	480205	Ø 212 x 46 / 181 + RLG / - ABS Ring
			➡	→ 12/00; + ABS		24.0220-3013.1	480089	Ø 247 x 46,5 / 204,5 - RLG / - ABS Ring
1.6 i 1.9 D	65	09/98→12/00	➡	- ABS		24.0218-0020.1	480074	Ø 212 x 46 / 181 - RLG / - ABS Ring
						24.0218-0720.2	480205	Ø 212 x 46 / 181 + RLG / - ABS Ring
			➡	+ ABS		24.0220-3013.1	480089	Ø 247 x 46,5 / 204,5 - RLG / - ABS Ring
	51	09/98→11/01						
Bremsbackensatz								
1.0 1.1 i 1.4 Flex 1.4 HDi	52	06/01→12/05	➡	→Orga 09456; + ABS		03.0137-0312.2	650312	TRW Ø 203 x 38
						03.0520-6420.3	696420	TRW Ø 203 x 39 + RZ / + Zub TopKit
	44	09/98→02/07						
	60	01/06→11/09						
	51	09/02→02/07	➡	- ABS		03.0137-0354.2	650354	BDX Ø 180 x 32 + HEB
						03.0520-4819.3	694819	BDX Ø 180 x 32 + RZ / - RZR / + Zub TopKit
						03.0520-6520.3	696520	BDX Ø 180 x 32 + RZ / + Zub TopKit
						03.0525-0021.3	EQ0021	BDX Ø 180 x 32 - RZ / + Zub Easy Quick
			➡	Orga 09457→; + ABS		03.0137-0446.2	650446	Ø 203 x 39 + HEB
→								
































	kw			 	! #		
PEUGEOT - 206 Schrägheck (2A/C) 08/98→12/12							
Bremsbackensatz							
1.0 1.1 i 1.4 Flex 1.4 HDi	52 44 60 51	06/01→12/05 09/98→02/07 01/06→11/09 09/02→02/07	➡	Orga 09457→; + ABS		03.0520-7720.3 697720	TRW Ø 203 x 39 + RZ / + Zub TopKit
1.1	40	08/98→07/00	➡	09/98→; →Orga 09456; + ABS		03.0137-0312.2 650312 03.0520-6420.3 696420	TRW Ø 203 x 38 TRW Ø 203 x 39 + RZ / + Zub TopKit
			➡	09/98→; - ABS		03.0137-0354.2 650354 03.0520-4819.3 694819 03.0520-6520.3 696520 03.0525-0021.3 EQ0021	BDX Ø 180 x 32 + HEB BDX Ø 180 x 32 + RZ / - RZR / + Zub TopKit BDX Ø 180 x 32 + RZ / + Zub TopKit BDX Ø 180 x 32 - RZ / + Zub Easy Quick
			➡	Orga 09457→; + ABS		03.0137-0446.2 650446 03.0520-7720.3 697720	Ø 203 x 39 + HEB TRW Ø 203 x 39 + RZ / + Zub TopKit
1.4 16V 1.6 1.6 16V 1.6 Flex	65 81 79 83	10/03→02/08 05/05→07/08 06/01→04/09 05/05→07/08	➡			03.0137-0446.2 650446 03.0520-7720.3 697720	Ø 203 x 39 + HEB TRW Ø 203 x 39 + RZ / + Zub TopKit
1.4 CNG 1.4 LPG	55 55	05/06→09/07 05/06→09/07	➡	- ABS		03.0137-0354.2 650354	BDX Ø 180 x 32 + HEB
			➡	+ ABS		03.0137-0446.2 650446 03.0520-7720.3 697720	Ø 203 x 39 + HEB TRW Ø 203 x 39 + RZ / + Zub TopKit
1.4 HDi eco 70 1.4 i	50 55	09/01→04/09 09/98→12/12	➡	→Orga 09456; + ABS		03.0137-0312.2 650312 03.0520-6420.3 696420	TRW Ø 203 x 38 TRW Ø 203 x 39 + RZ / + Zub TopKit
			➡	→ 02/09; - ABS		03.0137-0354.2 650354 03.0520-4819.3 694819 03.0520-6520.3 696520 03.0525-0021.3 EQ0021	BDX Ø 180 x 32 + HEB BDX Ø 180 x 32 + RZ / - RZR / + Zub TopKit BDX Ø 180 x 32 + RZ / + Zub TopKit BDX Ø 180 x 32 - RZ / + Zub Easy Quick
			➡	Orga 09457→; → 02/09; + ABS		03.0137-0446.2 650446 03.0520-7720.3 697720	Ø 203 x 39 + HEB TRW Ø 203 x 39 + RZ / + Zub TopKit
1.6 16V 1.6 BiFuel	80 80	07/00→04/09 07/00→04/09	➡	→ 02/09		03.0137-0446.2 650446 03.0520-7720.3 697720	Ø 203 x 39 + HEB TRW Ø 203 x 39 + RZ / + Zub TopKit
1.6 8V	66	05/99→10/03	➡	→ 12/00; + ABS		03.0137-0312.2 650312 03.0520-6420.3 696420	TRW Ø 203 x 38 TRW Ø 203 x 39 + RZ / + Zub TopKit
			➡	→ 12/00; - ABS		03.0137-0354.2 650354	BDX Ø 180 x 32 + HEB
			➡	→ 12/00; Schaltgetriebe; - ABS		03.0520-4819.3 694819 03.0520-6520.3 696520 03.0525-0021.3 EQ0021	BDX Ø 180 x 32 + RZ / - RZR / + Zub TopKit BDX Ø 180 x 32 + RZ / + Zub TopKit BDX Ø 180 x 32 - RZ / + Zub Easy Quick
			➡	→ 12/00; - ABS; Automatikgetriebe		03.0525-0021.3 EQ0021	BDX Ø 180 x 32 - RZ / + Zub Easy Quick
1.6 i	65	09/98→12/00	➡	+ ABS		03.0137-0312.2 650312 03.0520-6420.3 696420	TRW Ø 203 x 38 TRW Ø 203 x 39 + RZ / + Zub TopKit
			➡	- ABS		03.0137-0354.2 650354	BDX Ø 180 x 32 + HEB
			➡	Schaltgetriebe; - ABS		03.0520-4819.3 694819 03.0520-6520.3 696520 03.0525-0021.3 EQ0021	BDX Ø 180 x 32 + RZ / - RZR / + Zub TopKit BDX Ø 180 x 32 + RZ / + Zub TopKit BDX Ø 180 x 32 - RZ / + Zub Easy Quick
			➡	- ABS; Automatikgetriebe		03.0525-0021.3 EQ0021	BDX Ø 180 x 32 - RZ / + Zub Easy Quick
1.9 D	51	09/98→11/01	➡	→Orga 09456; + ABS		03.0137-0312.2 650312 03.0520-6420.3 696420	TRW Ø 203 x 38 TRW Ø 203 x 39 + RZ / + Zub TopKit
→			➡	- ABS		03.0137-0354.2 650354	BDX Ø 180 x 32 + HEB












	kw			 	! #		
PEUGEOT - 206 Schrägheck (2A/C) 08/98→12/12							
 Bremsbackensatz							
1.9 D	51	09/98→11/01	➡	- ABS		03.0520-4819.3 694819 03.0525-0021.3 EQ0021	BDX Ø 180 x 32 + RZ / - RZR / + Zub TopKit BDX Ø 180 x 32 - RZ / + Zub Easy Quick
			➡	Orga 09457→; + ABS		03.0137-0446.2 650446 03.0520-7720.3 697720	Ø 203 x 39 + HEB TRW Ø 203 x 39 + RZ / + Zub TopKit
2.0 HDi 90	66	12/99→09/09	➡	→Orga 09456		03.0137-0312.2 650312 03.0520-6420.3 696420	TRW Ø 203 x 38 TRW Ø 203 x 39 + RZ / + Zub TopKit
			➡	Orga 09457→; → 02/09		03.0137-0446.2 650446 03.0520-7720.3 697720	Ø 203 x 39 + HEB TRW Ø 203 x 39 + RZ / + Zub TopKit
 Seilzug, Feststellbremse							
1.0 1.1 i 1.4 CNG 1.4 Flex 1.4 HDi 1.4 HDi eco 70 1.4 i 1.4 LPG 1.9 D 2.0 HDi 90	52 44 55 60 51 50 55 55 51 66	06/01→12/05 09/98→02/07 05/06→09/07 01/06→11/09 09/02→02/07 09/01→04/09 09/98→12/12 05/06→09/07 09/98→11/01 12/99→09/09		→Orga 11108; Trommelbremse; ⚠	2	24.3727-0830.2 580830	L= 1.638
1.1	40	08/98→07/00		09/98→; →Orga 11108; Trommelbremse; ⚠	2	24.3727-0830.2 580830	L= 1.638
1.4 16V 1.6 1.6 16V 1.6 BiFuel 1.6 Flex 1.6 HDi 110 2.0 RC 1.6 8V	65 81 79 - 80 80 83 80 130 66	10/03→02/08 05/05→07/08 07/00→04/09 07/00→04/09 05/05→07/08 05/04→02/07 07/03→12/07 05/99→10/03		→Orga 11108; Scheibenbremse; ⚠	2	24.3727-0833.2 580833	L= 1.707
1.6 i	65	09/98→12/00		Trommelbremse; ⚠	2	24.3727-0830.2 580830	L= 1.638
2.0 S16	99	04/99→10/00		Scheibenbremse; ⚠	2	24.3727-0833.2 580833	L= 1.707
2.0 S16	100	06/99→12/07		10/00→; →Orga 11108; Scheibenbremse; ⚠	2	24.3727-0833.2 580833	L= 1.707
PEUGEOT - 206 Stufenheck 03/07→							
 Radbremszylinder							
1.4 1.4 HDi eco 70	55 50	03/07→ 09/08→	➡	→ 02/09; - ABS	2	24.3219-1112.3 020311 24.3220-1617.3 020244 24.3220-1618.3 020245	BDX GG BDX GG BDX GG
			➡	→ 02/09; + ABS	2	24.3220-1717.3 020430	TRW ALU
1.6 16V	80	03/07→	➡	→ 02/09	2	24.3220-1717.3 020430	TRW ALU
Zubehörsatz, Bremsbacken							
1.4 1.4 HDi eco 70	55 50	03/07→ 09/08→	➡	→ 02/09; - ABS		03.0137-9088.2 669088 03.0137-9278.2 669278	BDX
			➡	→ 02/09; + ABS			
1.6 16V	80	03/07→	➡	→ 02/09		03.0137-9278.2 669278	
 Bremstrommel							
1.4 1.4 HDi eco 70	55 50	03/07→ 09/08→	➡	→ 02/09; - ABS		24.0218-0020.1 480074 24.0218-0720.2 480205	Ø 212 x 46 / 181 - RLG / - ABS Ring Ø 212 x 46 / 181 + RLG / - ABS Ring
			➡	→ 02/09; + ABS		24.0220-3029.1 480179 24.0220-3729.2 480217	Ø 244,5 x 42 / 204,5 - RLG / - ABS Ring Ø 244,5 x 42 / 204,5 + RLG / + ABS Ring
1.6 16V	80	03/07→	➡	→ 02/09		24.0220-3013.1 480089	Ø 247 x 46,5 / 204,5 - RLG / - ABS Ring
 Bremsbackensatz							
1.4 →	55	03/07→	➡	→ 02/09; - ABS		03.0137-0354.2 650354	BDX Ø 180 x 32 + HEB














	kW					! #		
PEUGEOT - 206 Stufenheck 03/07→								
 Bremsbackensatz								
1.4	55	03/07→	➔	→ 02/09; + ABS			03.0137-0446.2 650446 03.0520-7720.3 697720	Ø 203 x 39 + HEB TRW Ø 203 x 39 + RZ / + Zub TopKit
1.4 HDi eco 70	50	09/08→	➔	→ 02/09; - ABS			03.0137-0354.2 650354 03.0520-4819.3 694819	BDX Ø 180 x 32 + HEB BDX Ø 180 x 32 + RZ / - RZR / + Zub TopKit
							03.0520-6520.3 696520 03.0525-0021.3 EQ0021	BDX Ø 180 x 32 + RZ / + Zub TopKit BDX Ø 180 x 32 - RZ / + Zub Easy Quick
					➔	→ 02/09; + ABS	03.0137-0446.2 650446 03.0520-7720.3 697720	Ø 203 x 39 + HEB TRW Ø 203 x 39 + RZ / + Zub TopKit
1.6 16V	80	03/07→	➔	→ 02/09			03.0137-0446.2 650446 03.0520-7720.3 697720	Ø 203 x 39 + HEB TRW Ø 203 x 39 + RZ / + Zub TopKit
 Seilzug, Feststellbremse								
1.4	55	03/07→		→Orga 11108; Trommelbremse; ⚠	2	24.3727-0830.2 580830		L= 1.638
1.6 16V	80	03/07→		→Orga 11108; Scheibenbremse; ⚠	2	24.3727-0833.2 580833		L= 1.707
PEUGEOT - 206 SW (2E/K) 07/02→								
 Radbremszylinder								
1.1 1.4 1.4 Flex 1.4 HDi 1.4 LPG 2.0 HDi	44 55 59 50 55 66	07/02→02/07 07/02→02/07 01/06→07/08 07/02→02/07 07/02→02/07 07/02→02/07	➔		2	24.3220-1717.3 020430		TRW ALU
Zubehörsatz, Bremsbacken								
1.1 1.4 1.4 Flex 1.4 HDi 1.4 LPG 2.0 HDi	44 55 59 50 55 66	07/02→02/07 07/02→02/07 01/06→07/08 07/02→02/07 07/02→02/07 07/02→02/07	➔	→Orga 09456		03.0137-9158.2 669158		TRW
			➔	Orga 09457→		03.0137-9278.2 669278		
 Bremstrommel								
1.1 1.4 1.4 Flex 1.4 HDi 1.4 LPG 2.0 HDi	44 55 59 50 55 66	07/02→02/07 07/02→02/07 01/06→07/08 07/02→02/07 07/02→02/07 07/02→02/07	➔	→Orga 10254		24.0220-3013.1 480089		Ø 247 x 46,5 / 204,5 - RLG / - ABS Ring
			➔	Orga 10255→		24.0220-3029.1 480179 24.0220-3729.2 480217		Ø 244,5 x 42 / 204,5 - RLG / - ABS Ring Ø 244,5 x 42 / 204,5 + RLG / + ABS Ring
 Bremsbackensatz								
1.1 1.4 1.4 Flex 1.4 HDi 1.4 LPG 2.0 HDi	44 55 59 50 55 66	07/02→02/07 07/02→02/07 01/06→07/08 07/02→02/07 07/02→02/07 07/02→02/07	➔	→Orga 09456		03.0137-0312.2 650312 03.0520-6420.3 696420		TRW Ø 203 x 38 TRW Ø 203 x 39 + RZ / + Zub TopKit
			➔	Orga 09457→		03.0137-0446.2 650446 03.0520-7720.3 697720		Ø 203 x 39 + HEB TRW Ø 203 x 39 + RZ / + Zub TopKit
 Seilzug, Feststellbremse								
1.1 1.4 1.4 Flex 1.4 HDi 1.4 LPG 2.0 HDi	44 55 59 50 55 66	07/02→02/07 07/02→02/07 01/06→07/08 07/02→02/07 07/02→02/07 07/02→02/07		→Orga 11108; Trommelbremse; ⚠	2	24.3727-0830.2 580830		L= 1.638
1.4 16V	65	10/03→		→Orga 11108; Scheibenbremse; ⚠	2	24.3727-0833.2 580833		L= 1.707
1.6 1.6 16V 1.6 HDi 110	81 80 80	05/05→07/08 07/02→ 05/04→		→ 05/07; Scheibenbremse; ⚠	2	24.3727-0833.2 580833		L= 1.707
1.6 Flex 1.6 LPG 2.0 16V	81 - 83 80 100	05/05→07/08 07/02→02/07 07/02→02/07		Scheibenbremse; ⚠	2	24.3727-0833.2 580833		L= 1.707














	kw			 	! #		
PEUGEOT - 206 Van 04/99→03/09							
 Radbremszylinder							
1.1	44	09/02→02/07	➔	- ABS	24.3219-1112.3	020311	BDX GG
			➔	- ABS; 	24.3220-1617.3	020244	BDX GG
			➔	- ABS; 	24.3220-1618.3	020245	BDX GG
			➔	+ ABS	24.3220-1717.3	020430	TRW ALU
1.4 HDi	50	09/01→03/09	➔	→ 02/09; - ABS	24.3219-1112.3	020311	BDX GG
			➔	→ 02/09; - ABS; 	24.3220-1617.3	020244	BDX GG
			➔	→ 02/09; - ABS; 	24.3220-1618.3	020245	BDX GG
			➔	→ 02/09; + ABS	24.3220-1717.3	020430	TRW ALU
1.9 D	51	04/99→05/07	➔	- ABS	24.3219-1112.3	020311	BDX GG
			➔	+ ABS	24.3220-1717.3	020430	TRW ALU
Zubehörsatz, Bremsbacken							
1.1 1.9 D	44 51	09/02→02/07 04/99→05/07	➔	- ABS	03.0137-9088.2	669088	BDX
			➔	→Orga 09456; + ABS	03.0137-9158.2	669158	TRW
			➔	Orga 09457→; + ABS	03.0137-9278.2	669278	
1.4 HDi	50	09/01→03/09	➔	→ 02/09; - ABS	03.0137-9088.2	669088	BDX
			➔	→Orga 09456; + ABS	03.0137-9158.2	669158	TRW
			➔	Orga 09457→; → 02/09; + ABS	03.0137-9278.2	669278	
 Bremstrommel							
1.1	44	09/02→02/07	➔	- ABS	24.0218-0020.1	480074	Ø 212 x 46 / 181 - RLG / - ABS Ring
					24.0218-0720.2	480205	Ø 212 x 46 / 181 + RLG / - ABS Ring
			➔	→Orga 10254; + ABS	24.0220-3013.1	480089	Ø 247 x 46,5 / 204,5 - RLG / - ABS Ring
			➔	Orga 10255→; + ABS	24.0220-3029.1	480179	Ø 244,5 x 42 / 204,5 - RLG / - ABS Ring
					24.0220-3729.2	480217	Ø 244,5 x 42 / 204,5 + RLG / + ABS Ring
1.4 HDi	50	09/01→03/09	➔	→ 02/09; - ABS	24.0218-0020.1	480074	Ø 212 x 46 / 181 - RLG / - ABS Ring
					24.0218-0720.2	480205	Ø 212 x 46 / 181 + RLG / - ABS Ring
			➔	→Orga 10254; + ABS	24.0220-3013.1	480089	Ø 247 x 46,5 / 204,5 - RLG / - ABS Ring
			➔	Orga 10255→; → 02/09; + ABS	24.0220-3029.1	480179	Ø 244,5 x 42 / 204,5 - RLG / - ABS Ring
					24.0220-3729.2	480217	Ø 244,5 x 42 / 204,5 + RLG / + ABS Ring
1.9 D	51	04/99→05/07	➔	- ABS	24.0218-0020.1	480074	Ø 212 x 46 / 181 - RLG / - ABS Ring
					24.0218-0720.2	480205	Ø 212 x 46 / 181 + RLG / - ABS Ring
			➔	+ ABS	24.0220-3013.1	480089	Ø 247 x 46,5 / 204,5 - RLG / - ABS Ring
 Bremsbackensatz							
1.1	44	09/02→02/07	➔	→Orga 09456; + ABS	03.0137-0312.2	650312	TRW Ø 203 x 38
					03.0520-6420.3	696420	TRW Ø 203 x 39 + RZ / + Zub TopKit
			➔	- ABS	03.0137-0354.2	650354	BDX Ø 180 x 32 + HEB
					03.0520-4819.3	694819	BDX Ø 180 x 32 + RZ / - RZR / + Zub TopKit
			➔		03.0520-6520.3	696520	BDX Ø 180 x 32 + RZ / + Zub TopKit
					03.0525-0021.3	EQ0021	BDX Ø 180 x 32 - RZ / + Zub Easy Quick
			➔	Orga 09457→; + ABS	03.0137-0446.2	650446	Ø 203 x 39 + HEB
					03.0520-7720.3	697720	TRW Ø 203 x 39 + RZ / + Zub TopKit
1.4 HDi	50	09/01→03/09	➔	→Orga 09456; + ABS	03.0137-0312.2	650312	TRW Ø 203 x 38
					03.0520-6420.3	696420	TRW Ø 203 x 39 + RZ / + Zub TopKit
→							





























	kw					! #		
PEUGEOT - 206 Van 04/99→03/09								
 Bremsbackensatz								
1.4 HDi	50	09/01→03/09	➔	→ 02/09; - ABS			03.0137-0354.2 650354	BDX Ø 180 x 32 + HEB
						03.0520-4819.3 694819	BDX Ø 180 x 32 + RZ / - RZR / + Zub TopKit	
							03.0520-6520.3 696520	BDX Ø 180 x 32 + RZ / + Zub TopKit
							03.0525-0021.3 EQ0021	BDX Ø 180 x 32 - RZ / + Zub Easy Quick
			➔	Orga 09457→; → 02/09; + ABS			03.0137-0446.2 650446	Ø 203 x 39 + HEB
							03.0520-7720.3 697720	TRW Ø 203 x 39 + RZ / + Zub TopKit
1.9 D	51	04/99→05/07	➔	→Orga 09456; + ABS			03.0137-0312.2 650312	TRW Ø 203 x 38
						03.0520-6420.3 696420	TRW Ø 203 x 39 + RZ / + Zub TopKit	
			➔	- ABS			03.0137-0354.2 650354	BDX Ø 180 x 32 + HEB
							03.0520-4819.3 694819	BDX Ø 180 x 32 + RZ / - RZR / + Zub TopKit
							03.0525-0021.3 EQ0021	BDX Ø 180 x 32 - RZ / + Zub Easy Quick
			➔	Orga 09457→; + ABS			03.0137-0446.2 650446	Ø 203 x 39 + HEB
							03.0520-7720.3 697720	TRW Ø 203 x 39 + RZ / + Zub TopKit
 Seilzug, Feststellbremse								
1.1	44	09/02→02/07		→Orga 11108; Trommelbremse; ⚠	2	24.3727-0830.2 580830	L= 1.638	
1.4 HDi	50	09/01→03/09						
1.9 D	51	04/99→05/07						
PEUGEOT - 206+ (2L_, 2M_) 01/09→08/13								
 Radbremszylinder								
1.1	44	01/09→06/13	➔	für Fahrzeuge mit Bremskraftregler; → 05/13; - ABS	2	24.3219-1112.3 020311	BDX GG	
1.1 LPG	44	04/09→06/13						
1.4 HDi eco 70	50	01/09→06/13	➔	- ABS; → 05/13; ⚠		24.3220-1617.3 020244	BDX GG	
1.4 i	54 - 55	01/09→08/13	➔	- ABS; → 05/13; ⚠		24.3220-1618.3 020245	BDX GG	
			➔	+ ABS; → 05/13; für Fahrzeuge mit elektronischer Bremskraftverteilung (EBD)	2	24.3220-1717.3 020430	TRW ALU	
Zubehörsatz, Bremsbacken								
1.1	44	01/09→06/13	➔	- ABS; → 05/13		03.0137-9088.2 669088	BDX	
1.1 LPG	44	04/09→06/13						
1.4 HDi eco 70	50	01/09→06/13	➔	+ ABS; → 05/13; für Fahrzeuge mit elektronischer Bremskraftverteilung (EBD)		03.0137-9278.2 669278		
1.4 i	54 - 55	01/09→08/13						
 Bremstrommel								
1.1	44	01/09→06/13	➔	- ABS; → 05/13		24.0218-0020.1 480074	Ø 212 x 46 / 181 - RLG / - ABS Ring	
1.1 LPG	44	04/09→06/13						
1.4 HDi eco 70	50	01/09→06/13				24.0218-0720.2 480205	Ø 212 x 46 / 181 + RLG / - ABS Ring	
1.4 i	54 - 55	01/09→08/13	➔	→ 05/13; + ABS		24.0220-3013.1 480089	Ø 247 x 46,5 / 204,5 - RLG / - ABS Ring	
			➔	+ ABS; → 05/13; für Fahrzeuge mit elektronischer Bremskraftverteilung (EBD)		24.0220-3029.1 480179	Ø 244,5 x 42 / 204,5 - RLG / - ABS Ring	
						24.0220-3729.2 480217	Ø 244,5 x 42 / 204,5 + RLG / + ABS Ring	
 Bremsbackensatz								
1.1	44	01/09→06/13	➔	- ABS; → 05/13		03.0137-0354.2 650354	BDX Ø 180 x 32 + HEB	
1.1 LPG	44	04/09→06/13						
1.4 HDi eco 70	50	01/09→06/13				03.0520-6520.3 696520	BDX Ø 180 x 32 + RZ / + Zub TopKit	
1.4 i	54 - 55	01/09→08/13	➔	+ ABS; → 05/13; für Fahrzeuge mit elektronischer Bremskraftverteilung (EBD)		03.0137-0446.2 650446	Ø 203 x 39 + HEB	
						03.0520-7720.3 697720	TRW Ø 203 x 39 + RZ / + Zub TopKit	
			➔	für Fahrzeuge mit Bremskraftregler; → 05/13; - ABS		03.0520-4819.3 694819	BDX Ø 180 x 32 + RZ / - RZR / + Zub TopKit	
 Seilzug, Feststellbremse								
1.1	44	01/09→06/13		→ 05/13; Trommelbremse; ⚠	2	24.3727-0830.2 580830	L= 1.638	
1.1 LPG	44	04/09→06/13						
1.4 HDi eco 70	50	01/09→06/13						
1.4 i	54 - 55	01/09→08/13						












	kW			 	! #		
PEUGEOT - 207 (WA_, WC_) 02/06→12/15							
 Radbremszylinder							
1.4 1.4 HDi	53 - 50 - 52	02/06→10/13 02/06→12/15	➡	- ABS; → 06/12; 		24.3220-1611.3 020238	BDX GG
			➡	- ABS; → 06/12; 		24.3220-1612.3 020239	BDX GG
			➡	+ ABS; → 06/12	2	24.3220-1732.3 020514	BOS ALU
1.4 1.4 Bioflex	54 - 55 - 60	04/06→12/15 08/08→12/14	➡	- ABS; → 06/12; 		24.3220-1611.3 020238	BDX GG
			➡	- ABS; → 06/12; 		24.3220-1612.3 020239	BDX GG
			➡	→ 06/12	2	24.3220-1732.3 020514	BOS ALU
1.4 16V 1.6 HDi	65 - 72 - 66 - 68	02/06→10/13 02/06→10/13	➡	→ 06/12	2	24.3220-1732.3 020514	BOS ALU
1.4 16V	70	06/07→10/13	➡	08/07→ 06/12	2	24.3220-1732.3 020514	BOS ALU
1.4 BiFuel	54	08/07→12/13	➡	- ABS; 		24.3220-1611.3 020238	BDX GG
			➡	- ABS; 		24.3220-1612.3 020239	BDX GG
			➡		2	24.3220-1732.3 020514	BOS ALU
1.9 D	51	10/08→12/12	➡	Bremstrommeldurchmesser innen [Zoll]: 8	2	24.3220-1717.3 020430	TRW ALU
2.0 HDi	66	10/08→12/12	➡		2	24.3220-1717.3 020430	TRW ALU
Zubehörsatz, Bremsbacken							
1.4 1.4 16V 1.4 Bioflex 1.4 HDi 1.6 HDi	53 - 55 - 65 - 72 - 60 50 - 52 - 66 - 68	02/06→12/15 02/06→10/13 08/08→12/14 02/06→12/15 02/06→10/13	➡	→ 06/12		03.0137-9228.2 669228	BDX
1.4 16V	70	06/07→10/13	➡	08/07→ 06/12		03.0137-9228.2 669228	BDX
1.4 BiFuel	54	08/07→12/13	➡			03.0137-9228.2 669228	BDX
1.9 D	51	10/08→12/12	➡	Bremstrommeldurchmesser innen [Zoll]: 7		03.0137-9088.2 669088	BDX
			➡	Bremstrommeldurchmesser innen [Zoll]: 8		03.0137-9278.2 669278	
2.0 HDi	66	10/08→12/12	➡			03.0137-9278.2 669278	
 Bremstrommel							
1.4 1.4 16V 1.4 Bioflex 1.4 HDi 1.6 HDi	53 - 55 - 65 - 72 - 60 50 - 52 - 66 - 68	02/06→12/15 02/06→10/13 08/08→12/14 02/06→12/15 02/06→10/13	➡	→ 06/12		24.0222-9701.2 480219	Ø 273 x 51 / 230,1 + RLG / + ABS Ring
1.4 16V	70	06/07→10/13	➡	08/07→ 06/12		24.0222-9701.2 480219	Ø 273 x 51 / 230,1 + RLG / + ABS Ring
1.4 BiFuel	54	08/07→12/13	➡			24.0222-9701.2 480219	Ø 273 x 51 / 230,1 + RLG / + ABS Ring
1.9 D	51	10/08→12/12	➡	Bremstrommeldurchmesser innen [Zoll]: 7		24.0218-0020.1 480074	Ø 212 x 46 / 181 - RLG / - ABS Ring
			➡	Bremstrommeldurchmesser innen [Zoll]: 8		24.0218-0720.2 480205	Ø 212 x 46 / 181 + RLG / - ABS Ring
			➡			24.0220-3013.1 480089	Ø 247 x 46,5 / 204,5 - RLG / - ABS Ring
2.0 HDi	66	10/08→12/12	➡			24.0220-3013.1 480089	Ø 247 x 46,5 / 204,5 - RLG / - ABS Ring
 Bremsbackensatz							
1.4 1.4 Bioflex 1.4 HDi	53 - 55 - 60 50 - 52	02/06→12/15 08/08→12/14 02/06→12/15	➡	→ 06/12		03.0137-0491.2 650491	Ø 228 x 42 + HEB
			➡	+ ABS; → 06/12		03.0520-9420.3 699420	BOS Ø 228 x 42 + RZ / + Zub TopKit
1.4 16V 1.6 HDi	65 - 72 - 66 - 68	02/06→10/13 02/06→10/13	➡	→ 06/12		03.0137-0491.2 650491	Ø 228 x 42 + HEB
			➡			03.0520-9420.3 699420	BOS Ø 228 x 42 + RZ / + Zub TopKit
1.4 16V →	70	06/07→10/13	➡	08/07→ 06/12		03.0137-0491.2 650491	Ø 228 x 42 + HEB














	kw			 	! #		
PEUGEOT - 207 (WA_, WC_) 02/06→12/15							
 Bremsbackensatz							
1.4 16V	70	06/07→10/13	➡	08/07→ 06/12		03.0520-9420.3 699420	BOS Ø 228 x 42 + RZ / + Zub TopKit
1.4 BiFuel	54	08/07→12/13	➡			03.0137-0491.2 650491	Ø 228 x 42 + HEB
			➡	+ ABS		03.0520-9420.3 699420	BOS Ø 228 x 42 + RZ / + Zub TopKit
1.9 D	51	10/08→12/12	➡	Bremstrommeldurchmesser innen [Zoll]: 7		03.0137-0354.2 650354 03.0525-0021.3 EQ0021	BDX Ø 180 x 32 + HEB BDX Ø 180 x 32 - RZ / + Zub Easy Quick
			➡	Bremstrommeldurchmesser innen [Zoll]: 8		03.0137-0446.2 650446 03.0520-7720.3 697720	Ø 203 x 39 + HEB TRW Ø 203 x 39 + RZ / + Zub TopKit
2.0 HDi	66	10/08→12/12	➡			03.0137-0446.2 650446 03.0520-7720.3 697720	Ø 203 x 39 + HEB TRW Ø 203 x 39 + RZ / + Zub TopKit
 Seilzug, Feststellbremse							
1.4	53 - 55	02/06→12/15		→ 06/12; Trommelbremse; ☑	2	24.3727-0846.2 580846	L= 1.796
1.4 16V	65 - 72	02/06→10/13					
1.4 Bioflex	60	08/08→12/14					
1.4 HDi	50 - 52	02/06→12/15					
1.6 HDi	68	11/09→12/12					
1.4 16V	70	06/07→10/13		08/07→ 06/12; Trommelbremse; ☑	2	24.3727-0846.2 580846	L= 1.796
1.4 BiFuel	54	08/07→12/13		Trommelbremse; ☑	2	24.3727-0846.2 580846	L= 1.796
1.6	81	08/08→12/13		→Orga 11634; Scheibenbremse; ☑	2	24.3727-0845.2 580845	L= 1.905
1.6 16V	79 - 80	02/06→12/13		Orga 11635→; → 06/12; Scheibenbremse; ☑	2	24.3727-0855.2 580855	L= 1.910
1.6 16V RC	128	02/07→12/12					
1.6 16V Turbo	110 - 115	02/06→10/13					
1.6 16V VTi	88	02/07→12/12					
1.6 Flex	83	08/08→12/13					
1.6 HDi	80	02/06→10/13					
1.6 HDi 110	82	08/09→12/12					
1.6 16V VTi	81	09/08→12/12		→Orga 11634; Scheibenbremse; ☑	2	24.3727-0845.2 580845	L= 1.905
				Orga 11635→; Scheibenbremse; ☑	2	24.3727-0855.2 580855	L= 1.910
1.6 HDi	66	02/06→10/13		→Orga 11634; Scheibenbremse; ☑	2	24.3727-0845.2 580845	L= 1.905
				→ 06/12; Trommelbremse; ☑	2	24.3727-0846.2 580846	L= 1.796
				Orga 11635→; → 06/12; Scheibenbremse; ☑	2	24.3727-0855.2 580855	L= 1.910
1.9 D	51	10/08→12/12		Trommelbremse; ☑	2	24.3727-0830.2 580830	L= 1.638
2.0 HDi	66	10/08→12/12					
PEUGEOT - 207 CC (WD_) 02/07→01/15							
 Seilzug, Feststellbremse							
1.6 16V	88	02/07→10/13		→ für DAM-Nummer bis: 1163482; Scheibenbremse; ☑	2	24.3727-0845.2 580845	L= 1.905
1.6 16V Turbo	110 - 115	02/07→12/13					
1.6 HDi	80 - 82	02/07→01/15		für DAM-Nummer ab: 1163582 →; Scheibenbremse; ☑	2	24.3727-0855.2 580855	L= 1.910
PEUGEOT - 207 Kasten/Schrägheck (WA_, WC_) 04/06→							
 Radbremszylinder							
1.4	54	06/07→10/08	➡	- ABS; ☑		24.3220-1611.3 020238	BDX GG
			➡	- ABS; ☑		24.3220-1612.3 020239	BDX GG
			➡	+ ABS		24.3220-1732.3 020514	BOS ALU
1.4 HDi	50	04/07→	➡	- ABS; → 06/12; ☑		24.3220-1611.3 020238	BDX GG
			➡	- ABS; → 06/12; ☑		24.3220-1612.3 020239	BDX GG
			➡	+ ABS; → 06/12		24.3220-1732.3 020514	BOS ALU
1.6 HDi	66 - 68	04/07→03/13	➡	→ 06/12		24.3220-1732.3 020514	BOS ALU
Zubehörsatz, Bremsbacken							
1.4	54	06/07→10/08	➡			03.0137-9228.2 669228	BDX
1.4 HDi	50	04/07→	➡	→ 06/12		03.0137-9228.2 669228	BDX
1.6 HDi	66 - 68	04/07→03/13					
→							





















	kw					! #		
PEUGEOT - 207 Kasten/Schrägheck (WA_, WC_) 04/06→								
 Bremstrommel								
1.4	54	06/07→10/08	➡				24.0222-9701.2 480219	Ø 273 x 51 / 230,1 + RLG / + ABS Ring
1.4 HDi 1.6 HDi	50 66 - 68	04/07→ 04/07→03/13	➡	→ 06/12			24.0222-9701.2 480219	Ø 273 x 51 / 230,1 + RLG / + ABS Ring
 Bremsbackensatz								
1.4	54	06/07→10/08	➡				03.0137-0491.2 650491	Ø 228 x 42 + HEB
			➡	+ ABS			03.0520-9420.3 699420	BOS Ø 228 x 42 + RZ / + Zub TopKit
1.4 HDi	50	04/07→	➡	→ 06/12			03.0137-0491.2 650491	Ø 228 x 42 + HEB
			➡	+ ABS; → 06/12			03.0520-9420.3 699420	BOS Ø 228 x 42 + RZ / + Zub TopKit
1.6 HDi	66 - 68	04/07→03/13	➡	→ 06/12			03.0137-0491.2 650491 03.0520-9420.3 699420	Ø 228 x 42 + HEB BOS Ø 228 x 42 + RZ / + Zub TopKit
 Seilzug, Feststellbremse								
1.4	54	06/07→10/08		Trommelbremse; ⚠	2	24.3727-0846.2 580846		L= 1.796
1.4 HDi	50	04/07→		→ 06/12; Trommelbremse; ⚠	2	24.3727-0846.2 580846		L= 1.796
1.6 HDi	66 - 68	04/07→03/13		→Orga 11634; Scheibenbremse; ⚠	2	24.3727-0845.2 580845		L= 1.905
				→ 06/12; Trommelbremse; ⚠	2	24.3727-0846.2 580846		L= 1.796
				Orga 11635→; → 06/12; Scheibenbremse; ⚠	2	24.3727-0855.2 580855		L= 1.910
1.6 HDi 1.6 VTi	80 88	04/06→12/12 03/07→12/12		→Orga 11634; Scheibenbremse; ⚠	2	24.3727-0845.2 580845		L= 1.905
				Orga 11635→; Scheibenbremse; ⚠	2	24.3727-0855.2 580855		L= 1.910
PEUGEOT - 207 Stufenheck 12/07→12/14								
 Radbremszylinder								
1.4	54 - 55	12/07→12/12	➡	- ABS; → 06/12; ⚠			24.3220-1611.3 020238	BDX GG
1.4 Flex	60	11/08→12/14	➡	- ABS; → 06/12; ⚠			24.3220-1612.3 020239	BDX GG
			➡	→ 06/12	2	24.3220-1732.3 020514		BOS ALU
1.9 XSD	51	12/07→12/12	➡	Bremstrommeldurchmesser innen [Zoll]: 8	2	24.3220-1717.3 020430		TRW ALU
2.0 HDi	66	12/07→12/12	➡		2	24.3220-1717.3 020430		TRW ALU
Zubehörsatz, Bremsbacken								
1.4	54 - 55	12/07→12/12	➡	→ 06/12			03.0137-9228.2 669228	BDX
1.4 Flex	60	11/08→12/14						
1.9 XSD	51	12/07→12/12	➡	Bremstrommeldurchmesser innen [Zoll]: 7			03.0137-9088.2 669088	BDX
			➡	Bremstrommeldurchmesser innen [Zoll]: 8			03.0137-9278.2 669278	
2.0 HDi	66	12/07→12/12	➡				03.0137-9278.2 669278	
 Bremstrommel								
1.4	54 - 55	12/07→12/12	➡	→ 06/12			24.0222-9701.2 480219	Ø 273 x 51 / 230,1 + RLG / + ABS Ring
1.4 Flex	60	11/08→12/14						
1.9 XSD	51	12/07→12/12	➡	Bremstrommeldurchmesser innen [Zoll]: 7			24.0218-0020.1 480074 24.0218-0720.2 480205	Ø 212 x 46 / 181 - RLG / - ABS Ring Ø 212 x 46 / 181 + RLG / - ABS Ring
			➡	Bremstrommeldurchmesser innen [Zoll]: 8			24.0220-3013.1 480089	Ø 247 x 46,5 / 204,5 - RLG / - ABS Ring
2.0 HDi	66	12/07→12/12	➡				24.0220-3013.1 480089	Ø 247 x 46,5 / 204,5 - RLG / - ABS Ring
 Bremsbackensatz								
1.4	54 - 55	12/07→12/12	➡	→ 06/12			03.0137-0491.2 650491	Ø 228 x 42 + HEB
1.4 Flex	60	11/08→12/14	➡	+ ABS; → 06/12			03.0520-9420.3 699420	BOS Ø 228 x 42 + RZ / + Zub TopKit
1.9 XSD	51	12/07→12/12	➡	Bremstrommeldurchmesser innen [Zoll]: 7			03.0137-0354.2 650354 03.0525-0021.3 EQ0021	BDX Ø 180 x 32 + HEB BDX Ø 180 x 32 - RZ / + Zub Easy Quick
→								









	kw					! #		
PEUGEOT - 207 Stufenheck 12/07→12/14								
 Bremsbackensatz								
1.9 XSD	51	12/07→12/12	➔	Bremstrommeldurchmesser innen [Zoll]: 8			03.0137-0446.2 650446 03.0520-7720.3 697720	Ø 203 x 39 + HEB TRW Ø 203 x 39 + RZ / + Zub TopKit
2.0 HDi	66	12/07→12/12	➔				03.0137-0446.2 650446 03.0520-7720.3 697720	Ø 203 x 39 + HEB TRW Ø 203 x 39 + RZ / + Zub TopKit
 Seilzug, Feststellbremse								
1.4	54 - 55	12/07→12/12		→ 06/12; Trommelbremse; ⚡	2	24.3727-0846.2 580846		L= 1.796
1.4 Flex	60	11/08→12/14						
1.6 Bioflex	83	01/08→12/13		→Orga 11634; Scheibenbremse; ⚡	2	24.3727-0845.2 580845		L= 1.905
				Orga 11635→; → 06/12; Scheiben- bremse; ⚡	2	24.3727-0855.2 580855		L= 1.910
1.9 XSD	51	12/07→12/12		Trommelbremse; ⚡	2	24.3727-0830.2 580830		L= 1.638
2.0 HDi	66	12/07→12/12						
PEUGEOT - 207 SW (WK_) 02/07→12/13								
 Radbremszylinder								
1.4	54	06/07→12/12	➔	- ABS; ⚡		24.3220-1611.3 020238		BDX GG
1.4 Flex	59	08/08→01/13				24.3220-1612.3 020239		BDX GG
1.4 LPG	54	08/07→12/12	➔	- ABS; ⚡				
1.6 HDi	66	06/07→12/12	➔	+ ABS	2	24.3220-1732.3 020514		BOS ALU
1.4 16V	72	11/09→12/12	➔	+ ABS	2	24.3220-1732.3 020514		BOS ALU
1.6 HDi	68	11/09→12/13						
2.0 HDi	66	10/08→12/12	➔		2	24.3220-1717.3 020430		TRW ALU
Zubehörsatz, Bremsbacken								
1.4	54	06/07→12/12	➔			03.0137-9228.2 669228		BDX
1.4 16V	72	11/09→12/12						
1.4 Flex	59	08/08→01/13						
1.4 LPG	54	08/07→12/12						
1.6 HDi	66 - 68	06/07→12/13						
1.4 16V	70	06/07→10/13	➔	→ 07/13		03.0137-9228.2 669228		BDX
2.0 HDi	66	10/08→12/12	➔			03.0137-9278.2 669278		
 Bremstrommel								
1.4	54	06/07→12/12	➔			24.0222-9701.2 480219		Ø 273 x 51 / 230,1 + RLG / + ABS Ring
1.4 16V	72	11/09→12/12						
1.4 Flex	59	08/08→01/13						
1.4 LPG	54	08/07→12/12						
1.6 HDi	66 - 68	06/07→12/13						
1.4 16V	70	06/07→10/13	➔	→ 07/13		24.0222-9701.2 480219		Ø 273 x 51 / 230,1 + RLG / + ABS Ring
2.0 HDi	66	10/08→12/12	➔			24.0220-3013.1 480089		Ø 247 x 46,5 / 204,5 - RLG / - ABS Ring
 Bremsbackensatz								
1.4	54	06/07→12/12	➔			03.0137-0491.2 650491		Ø 228 x 42 + HEB
1.4 16V	72	11/09→12/12						
1.4 Flex	59	08/08→01/13	➔	+ ABS		03.0520-9420.3 699420		BOS Ø 228 x 42 + RZ / + Zub TopKit
1.4 LPG	54	08/07→12/12						
1.6 HDi	66 - 68	06/07→12/13						
1.4 16V	70	06/07→10/13	➔	→ 07/13		03.0137-0491.2 650491		Ø 228 x 42 + HEB
			➔	→ 07/13; + ABS		03.0520-9420.3 699420		BOS Ø 228 x 42 + RZ / + Zub TopKit
2.0 HDi	66	10/08→12/12	➔			03.0137-0446.2 650446 03.0520-7720.3 697720		Ø 203 x 39 + HEB TRW Ø 203 x 39 + RZ / + Zub TopKit
 Seilzug, Feststellbremse								
1.4	54	06/07→12/12		Trommelbremse; ⚡	2	24.3727-0846.2 580846		L= 1.796
1.4 16V	72	11/09→12/12						
1.4 Flex	59	08/08→01/13						
1.4 LPG	54	08/07→12/12						
1.4 16V	70	06/07→10/13		→ 07/13; Trommelbremse; ⚡	2	24.3727-0846.2 580846		L= 1.796
1.6	81	08/08→12/12		→Orga 11634; Scheibenbremse; ⚡	2	24.3727-0845.2 580845		L= 1.905
1.6 Flex	83	08/08→12/13						
➔								









	kw					! #		
PEUGEOT - 207 SW (WK_) 02/07→12/13								
 Seilzug, Feststellbremse								
1.6 1.6 Flex	81 83	08/08→12/12 08/08→12/13		Orga 11635→; → 06/12; Scheibenbremse; 	2	24.3727-0855.2	580855	L= 1.910
1.6 16V 1.6 HDi	88 82	06/07→10/13 08/09→10/13		→Orga 11634; Scheibenbremse; 	2	24.3727-0845.2	580845	L= 1.905
				Orga 11635→; → 07/13; Scheibenbremse; 	2	24.3727-0855.2	580855	L= 1.910
1.6 16V RC	128	02/07→12/12		11/07→; →Orga 11634; Scheibenbremse; 	2	24.3727-0845.2	580845	L= 1.905
				Orga 11635→; Scheibenbremse; 	2	24.3727-0855.2	580855	L= 1.910
1.6 16V Turbo 1.6 HDi	110 68 - 80	02/07→12/12 06/07→12/13		→Orga 11634; Scheibenbremse; 	2	24.3727-0845.2	580845	L= 1.905
				Orga 11635→; Scheibenbremse; 	2	24.3727-0855.2	580855	L= 1.910
1.6 HDi	66	06/07→12/12		→Orga 11634; Scheibenbremse; 	2	24.3727-0845.2	580845	L= 1.905
				Trommelbremse; 	2	24.3727-0846.2	580846	L= 1.796
				Orga 11635→; Scheibenbremse; 	2	24.3727-0855.2	580855	L= 1.910
2.0 HDi	66	10/08→12/12		Trommelbremse; 	2	24.3727-0830.2	580830	L= 1.638
PEUGEOT - 207 SW Kasten/Kombi (WK_) 08/07→12/12								
 Radbremszylinder								
1.6 HDi	66	08/07→12/12	➡	- ABS; 		24.3220-1611.3	020238	BDX GG
			➡	- ABS; 		24.3220-1612.3	020239	BDX GG
			➡	+ ABS		24.3220-1732.3	020514	BOS ALU
Zubehörsatz, Bremsbacken								
1.6 HDi	66	08/07→12/12	➡			03.0137-9228.2	669228	BDX
 Bremstrommel								
1.6 HDi	66	08/07→12/12	➡			24.0222-9701.2	480219	Ø 273 x 51 / 230,1 + RLG / + ABS Ring
 Bremsbackensatz								
1.6 HDi	66	08/07→12/12	➡			03.0137-0491.2	650491	Ø 228 x 42 + HEB
			➡	+ ABS		03.0520-9420.3	699420	BOS Ø 228 x 42 + RZ / + Zub TopKit
 Seilzug, Feststellbremse								
1.6 HDi	66 - 80	08/07→12/12		→Orga 11634; Scheibenbremse; 	2	24.3727-0845.2	580845	L= 1.905
				Orga 11635→; Scheibenbremse; 	2	24.3727-0855.2	580855	L= 1.910
PEUGEOT - 208 I (CA_, CC_) 03/12→								
 Radbremszylinder								
1.0 1.2 GPL 1.2 PureTech 82 1.2 THP 110 1.2 VTi 68 / PureTech 68 1.2 VTi 82 1.4 GPL 1.4 HDi 1.4 VTi 1.5 BlueHDi 100 1.6 1.6 BlueHDi 100 1.6 BlueHDi 120 1.6 e-HDi 1.6 HDi 1.6 HDi / BlueHDi 75 1.6 THP 165	50 60 61 81 50 60 70 50 70 75 85 - 115 73 88 82 68 - 85 55 121	03/12→ 06/15→ 03/18→ 01/13→ 08/16→ 03/12→ 10/13→ 03/12→ 03/12→ 05/18→ 03/12→ 01/15→ 11/13→ 07/15→ 03/12→ 03/12→ 03/15→	➡ ➡	Bremstrommeldurchmesser innen [Zoll]: 9 Bremstrommeldurchmesser innen [Zoll]: 8	2 2	24.3220-1732.3 24.3220-1743.3	020514 020556	BOS ALU ALU
Zubehörsatz, Bremsbacken								
1.0 1.2 GPL 1.2 PureTech 82 1.2 THP 110 1.2 VTi 68 / PureTech 68 1.2 VTi 82 1.4 GPL 1.4 HDi 1.4 VTi 1.5 BlueHDi 100 →	50 60 61 81 50 60 70 50 70 75 85 - 115 73 88 82 68 - 85 55 121	03/12→ 06/15→ 03/18→ 01/13→ 08/16→ 03/12→ 10/13→ 03/12→ 03/12→ 05/18→ 03/12→ 01/15→ 11/13→ 07/15→ 03/12→ 03/12→ 03/15→	➡ ➡	Bremstrommeldurchmesser innen [Zoll]: 9 Bremstrommeldurchmesser innen [Zoll]: 8		03.0137-9228.2 03.0137-9281.2	669228 669281	BDX








	kW			 	! #		
PEUGEOT - 208 I (CA_, CC_) 03/12→							
Zubehörsatz, Bremsbacken							
1.6	85 - 115	03/12→	➔	Bremstrommeldurchmesser innen [Zoll]: 9		03.0137-9228.2 669228	BDX
1.6 BlueHDi 100	73	01/15→					
1.6 BlueHDi 120	88	11/13→	➔	Bremstrommeldurchmesser innen [Zoll]: 8		03.0137-9281.2 669281	
1.6 e-HDi	82	07/15→					
1.6 HDi	68 - 85	03/12→					
1.6 HDi / BlueHDi 75	55	01/13→					
1.6 THP 165	121	03/15→					
 Bremstrommel							
1.0	50	03/12→	➔	Bremstrommeldurchmesser innen [Zoll]: 9		24.0222-9701.2 480219	Ø 273 x 51 / 230,1 + RLG / + ABS Ring
1.2 GPL	60	06/15→					
1.2 PureTech 82	61	03/18→					
1.2 THP 110	81	01/13→					
1.2 VTi 68 / PureTech 68	50	08/16→					
1.2 VTi 82	60	03/12→					
1.4 GPL	70	10/13→					
1.4 HDi	50	03/12→					
1.4 VTi	70	03/12→					
1.5 BlueHDi 100	75	05/18→					
1.6	85 - 115	03/12→					
1.6 BlueHDi 100	73	01/15→					
1.6 BlueHDi 120	88	11/13→					
1.6 e-HDi	82	07/15→					
1.6 HDi	68 - 85	03/12→					
1.6 HDi / BlueHDi 75	55	01/13→					
1.6 THP 165	121	03/15→					
 Bremsbackensatz							
1.0	50	03/12→	➔	→Orga 14482; Bremstrommeldurchmesser innen [Zoll]: 9		03.0137-0491.2 650491	Ø 228 x 42 + HEB
1.2 GPL	60	06/15→					
1.2 THP 110	81	01/13→					
1.2 VTi 82	60	03/12→					
1.4 GPL	70	10/13→	➔			03.0137-0504.2 650504	BOS Ø 203 x 39 + HEB
1.4 HDi	50	03/12→	➔	Orga 14483→; Bremstrommeldurchmesser innen [Zoll]: 9		03.0137-0542.2 650542	Ø 228 x 42 + HEB
1.4 VTi	70	03/12→					
1.6	85 - 115	03/12→	➔	Bremstrommeldurchmesser innen [Zoll]: 8		03.0520-9720.3 699720	BOS Ø 203 x 39 + RZ / + Zub TopKit
1.6 BlueHDi 100	73	01/15→					
1.6 BlueHDi 120	88	11/13→					
1.6 e-HDi	82	07/15→					
1.6 HDi	68 - 85	03/12→					
1.6 HDi / BlueHDi 75	55	01/13→					
1.6 THP 165	121	03/15→					
1.2 PureTech 82	61	03/18→	➔	→Orga 14482; Bremstrommeldurchmesser innen [Zoll]: 9		03.0137-0491.2 650491	Ø 228 x 42 + HEB
1.2 VTi 68 / PureTech 68	50	08/16→				03.0520-9420.3 699420	BOS Ø 228 x 42 + RZ / + Zub TopKit
1.5 BlueHDi 100	75	05/18→					
			➔	Bremstrommeldurchmesser innen [Zoll]: 8		03.0137-0504.2 650504	BOS Ø 203 x 39 + HEB
						03.0520-9720.3 699720	BOS Ø 203 x 39 + RZ / + Zub TopKit
			➔	Orga 14483→; Bremstrommeldurchmesser innen [Zoll]: 9		03.0137-0542.2 650542	Ø 228 x 42 + HEB
 Seilzug, Feststellbremse							
1.0	50	03/12→		Trommelbremse; Bremstrommeldurchmesser innen [Zoll]: 9; Orga 14574→; 	2	24.3727-0358.2 580358	L= 1.798
1.2 GPL	60	06/15→					
1.2 PureTech 82	61	03/18→					
1.2 THP 110	81	01/13→					
1.2 VTi 68 / PureTech 68	50	08/16→					
1.2 VTi 82	60	03/12→					
1.4 GPL	70	10/13→					
1.4 HDi	50	03/12→					
1.4 VTi	70	03/12→					
1.5 BlueHDi 100	75	05/18→					
1.6	85 - 115	03/12→					
1.6 BlueHDi 100	73	01/15→					
1.6 BlueHDi 120	88	11/13→					
1.6 e-HDi	82	07/15→					
1.6 GTi	147 - 153	08/12→					
1.6 HDi	68 - 85	03/12→					
1.6 HDi / BlueHDi 75	55	01/13→					
1.6 THP 165	121	03/15→					








	kw					! #		
PEUGEOT - 208 II (UB_, UP_, UW_, UJ_) 06/19→								
 Radbremszylinder								
1.2 PureTech 100	74	06/19→	➔			2	24.3220-1743.3 020556	ALU
1.2 PureTech 130	96	06/19→						
1.2 PureTech 75	55	06/19→						
1.2 VTi 82	60	06/19→						
1.5 BlueHDi 100	75	06/19→						
1.5 BlueHDi 130	96	09/19→						
1.6 HDi 90	68	10/19→						
1.6 VTi 115	85	11/19→						
PEUGEOT - 208 Kasten/Schrägheck (CR_) 10/12→								
 Radbremszylinder								
1.2 VTi 68 / PureTech 68	50	06/15→	➔	Bremstrommeldurchmesser innen [Zoll]:		2	24.3220-1732.3 020514	BOS ALU
1.5 BlueHDi 100	75	05/18→		9				
			➔	Bremstrommeldurchmesser innen [Zoll]:		2	24.3220-1743.3 020556	ALU
				8				
1.2 VTi 82 / PureTech 82	60	06/15→	➔	Bremstrommeldurchmesser innen [Zoll]:			24.3220-1732.3 020514	BOS ALU
1.4 HDi 68	50	10/12→		9				
1.6 Blue HDi 100	73	06/15→	➔	Bremstrommeldurchmesser innen [Zoll]:			24.3220-1743.3 020556	ALU
1.6 BlueHDi 75	55	04/15→		8				
1.6 HDi 92	68	03/14→						
Zubehörsatz, Bremsbacken								
1.2 VTi 68 / PureTech 68	50	06/15→	➔	Bremstrommeldurchmesser innen [Zoll]:			03.0137-9228.2 669228	BDX
1.2 VTi 82 / PureTech 82	60	06/15→		9				
1.4 HDi 68	50	10/12→	➔	Bremstrommeldurchmesser innen [Zoll]:			03.0137-9281.2 669281	
1.5 BlueHDi 100	75	05/18→		8				
1.6 Blue HDi 100	73	06/15→						
1.6 BlueHDi 75	55	04/15→						
1.6 HDi 92	68	03/14→						
 Bremstrommel								
1.2 VTi 68 / PureTech 68	50	06/15→	➔	Bremstrommeldurchmesser innen [Zoll]:			24.0222-9701.2 480219	Ø 273 x 51 / 230,1 + RLG / + ABS Ring
1.2 VTi 82 / PureTech 82	60	06/15→		9				
1.4 HDi 68	50	10/12→						
1.5 BlueHDi 100	75	05/18→						
1.6 Blue HDi 100	73	06/15→						
1.6 BlueHDi 75	55	04/15→						
1.6 HDi 92	68	03/14→						
 Bremsbackensatz								
1.2 VTi 68 / PureTech 68	50	06/15→	➔	→Orga 14482; Bremstrommeldurch-			03.0137-0491.2 650491	Ø 228 x 42 + HEB
1.5 BlueHDi 100	75	05/18→		messer innen [Zoll]: 9			03.0520-9420.3 699420	BOS Ø 228 x 42 + RZ / + Zub TopKit
			➔	Bremstrommeldurchmesser innen [Zoll]:			03.0137-0504.2 650504	BOS Ø 203 x 39 + HEB
				8			03.0520-9720.3 699720	BOS Ø 203 x 39 + RZ / + Zub TopKit
			➔	Orga 14483→; Bremstrommeldurch-			03.0137-0542.2 650542	Ø 228 x 42 + HEB
				messer innen [Zoll]: 9				
1.2 VTi 82 / PureTech 82	60	06/15→	➔	→Orga 14482; Bremstrommeldurch-			03.0137-0491.2 650491	Ø 228 x 42 + HEB
1.4 HDi 68	50	10/12→		messer innen [Zoll]: 9			03.0520-9420.3 699420	BOS Ø 228 x 42 + RZ / + Zub TopKit
1.6 Blue HDi 100	73	06/15→	➔				03.0137-0504.2 650504	BOS Ø 203 x 39 + HEB
1.6 BlueHDi 75	55	04/15→						
1.6 HDi 92	68	03/14→	➔	Orga 14483→; Bremstrommeldurch-			03.0137-0542.2 650542	Ø 228 x 42 + HEB
				messer innen [Zoll]: 9				
			➔	Bremstrommeldurchmesser innen [Zoll]:			03.0520-9720.3 699720	BOS Ø 203 x 39 + RZ / + Zub TopKit
				8				
 Seilzug, Feststellbremse								
1.2 VTi 68 / PureTech 68	50	06/15→		Trommelbremse; Bremstrommeldurch-		2	24.3727-0358.2 580358	L= 1.798
1.2 VTi 82 / PureTech 82	60	06/15→		messer innen [Zoll]: 9; Orga 14574→; ▣				
1.4 HDi 68	50	10/12→						
1.5 BlueHDi 100	75	05/18→		Trommelbremse; Bremstrommeldurch-		2	24.3727-0846.2 580846	L= 1.796
1.6 Blue HDi 100	73	06/15→		messer innen [Zoll]: 9; →Orga 14573; ▣				
1.6 BlueHDi 75	55	04/15→						
1.6 HDi 92	68	03/14→						
PEUGEOT - 301 11/12→								
 Radbremszylinder								
1.2 PureTech 82	61	02/18→	➔	Bremstrommeldurchmesser innen [Zoll]:		2	24.3220-1732.3 020514	BOS ALU
1.5 BlueHDi 100	75	05/18→		9				
			➔	Bremstrommeldurchmesser innen [Zoll]:		2	24.3220-1743.3 020556	ALU
				8				
1.2 VTi 72	53	11/12→	➔	→Orga 14692; - ABS; ▣			24.3220-1617.3 020244	BDX GG
1.2 VTi 82	60	12/14→						
1.6 BlueHDi 100	73	04/14→						








	kw					! #		
PEUGEOT - 301 11/12→								
 Radbremszylinder								
1.6 HDI 90 1.6 LPG 1.6 VTi 115	68 85 85	11/12→ 07/14→ 11/12→10/17	➡	→Orga 14692; - ABS; 			24.3220-1618.3 020245	BDX GG
			➡	Orga 14693→; Bremstrommeldurchmesser innen [Zoll]: 9	2	24.3220-1732.3 020514	BOS ALU	
			➡	Orga 14693→; Bremstrommeldurchmesser innen [Zoll]: 8	2	24.3220-1743.3 020556	ALU	
			➡	→Orga 14692; + ABS	2	24.3220-1743.3 020556	ALU	
Zubehörsatz, Bremsbacken								
1.2 PureTech 82 1.2 VTi 72 1.2 VTi 82 1.5 BlueHDI 100 1.6 BlueHDI 100 1.6 HDI 90 1.6 LPG 1.6 VTi 115	61 53 60 75 73 68 85 85	02/18→ 11/12→ 12/14→ 05/18→ 04/14→ 11/12→ 07/14→ 11/12→10/17	➡	Bremstrommeldurchmesser innen [Zoll]: 9		03.0137-9228.2 669228	BDX	
			➡	Bremstrommeldurchmesser innen [Zoll]: 8		03.0137-9281.2 669281		
 Bremstrommel								
1.2 PureTech 82 1.2 VTi 72 1.2 VTi 82 1.5 BlueHDI 100 1.6 BlueHDI 100 1.6 HDI 90 1.6 LPG 1.6 VTi 115	61 53 60 75 73 68 85 85	02/18→ 11/12→ 12/14→ 05/18→ 04/14→ 11/12→ 07/14→ 11/12→10/17	➡	Bremstrommeldurchmesser innen [Zoll]: 9		24.0222-9701.2 480219	Ø 273 x 51 / 230,1 + RLG / + ABS Ring	
 Bremsbackensatz								
1.2 PureTech 82 1.5 BlueHDI 100	61 75	02/18→ 05/18→	➡	Bremstrommeldurchmesser innen [Zoll]: 8		03.0137-0504.2 650504 03.0520-9720.3 699720	BOS Ø 203 x 39 + HEB BOS Ø 203 x 39 + RZ / + Zub TopKit	
			➡	Bremstrommeldurchmesser innen [Zoll]: 9		03.0137-0542.2 650542	Ø 228 x 42 + HEB	
1.2 VTi 72 1.2 VTi 82 1.6 BlueHDI 100 1.6 HDI 90 1.6 LPG 1.6 VTi 115	53 60 73 68 85 85	11/12→ 12/14→ 04/14→ 11/12→ 07/14→ 11/12→10/17	➡	Orga 14693→; Bremstrommeldurchmesser innen [Zoll]: 8		03.0137-0504.2 650504 03.0520-9720.3 699720	BOS Ø 203 x 39 + HEB BOS Ø 203 x 39 + RZ / + Zub TopKit	
			➡	→Orga 14692; + ABS		03.0137-0504.2 650504 03.0520-9720.3 699720	BOS Ø 203 x 39 + HEB BOS Ø 203 x 39 + RZ / + Zub TopKit	
			➡	Orga 14693→; Bremstrommeldurchmesser innen [Zoll]: 9		03.0137-0542.2 650542	Ø 228 x 42 + HEB	
PEUGEOT - 306 (7B, N3, N5) 04/93→10/03								
 Radbremszylinder								
1.1	44	06/94→05/01	➡	→ 04/97; - ABS; 		24.3220-1615.3 020242 24.3220-1617.3 020244	TRW GG BDX GG	
			➡	→ 04/97; - ABS; 		24.3220-1616.3 020243 24.3220-1618.3 020245	TRW GG BDX GG	
			➡	→ 08/95; + ABS	2	24.3220-1619.3 020246	TRW GG	
			➡	→ 04/97; + ABS	2	24.3220-1702.3 020375	BDX GG	
			➡	09/95→; →Orga 08729; + ABS	2	24.3220-1711.3 020409	TRW GG	
1.4 SL 1.6 SR 1.9 SLD	55 65 50	06/94→05/01 06/94→10/00 06/94→05/01	➡	10/94→; - ABS; 		24.3220-1615.3 020242 24.3220-1617.3 020244	TRW GG BDX GG	
			➡	10/94→; - ABS; 		24.3220-1616.3 020243 24.3220-1618.3 020245	TRW GG BDX GG	
			➡	10/94→ 08/95; + ABS	2	24.3220-1619.3 020246	TRW GG	
			➡	10/94→; + ABS	2	24.3220-1702.3 020375	BDX GG	
			➡	09/95→; →Orga 08729; + ABS	2	24.3220-1711.3 020409	TRW GG	
			➡	Orga 08730→; + ABS	2	24.3220-1717.3 020430	TRW ALU	
1.6	72	10/00→05/01	➡	- ABS; 		24.3220-1615.3 020242 24.3220-1617.3 020244	TRW GG BDX GG	
			➡	- ABS; 		24.3220-1616.3 020243 24.3220-1618.3 020245	TRW GG BDX GG	
			➡	Orga 08730→; + ABS	2	24.3220-1717.3 020430	TRW ALU	
1.8	74	06/94→05/01	➡	- ABS; 		24.3220-1615.3 020242 24.3220-1617.3 020244	TRW GG BDX GG	
			➡	- ABS; 		24.3220-1616.3 020243	TRW GG	


	kw			 	! #		
PEUGEOT - 306 (7B, N3, N5) 04/93→10/03							
 Radbremszylinder							
1.8	74	06/94→05/01	➡ - ABS; <input type="checkbox"/>			24.3220-1618.3 020245	BDX GG
			➡ → 08/95; + ABS		2	24.3220-1619.3 020246	TRW GG
			➡ + ABS		2	24.3220-1702.3 020375	BDX GG
			➡ →Orga 08729; + ABS		2	24.3220-1711.3 020409	TRW GG
			➡ Orga 08730→; + ABS		2	24.3220-1717.3 020430	TRW ALU
1.8 ST 1.9 SLD	74 47	06/94→05/01 06/94→05/01	➡ - ABS; <input type="checkbox"/>			24.3220-1615.3 020242	TRW GG
						24.3220-1617.3 020244	BDX GG
			➡ - ABS; <input type="checkbox"/>			24.3220-1616.3 020243	TRW GG
						24.3220-1618.3 020245	BDX GG
			➡ → 08/95; + ABS		2	24.3220-1619.3 020246	TRW GG
			➡ + ABS		2	24.3220-1702.3 020375	BDX GG
1.9 D	51 - 55	03/98→05/01	➡ - ABS; <input type="checkbox"/>			24.3220-1615.3 020242	TRW GG
						24.3220-1617.3 020244	BDX GG
			➡ - ABS; <input type="checkbox"/>			24.3220-1616.3 020243	TRW GG
						24.3220-1618.3 020245	BDX GG
			➡ + ABS		2	24.3220-1702.3 020375	BDX GG
1.9 D	68	02/94→12/97	➡ →Orga 08729; + ABS		2	24.3220-1711.3 020409	TRW GG
			➡ Orga 08730→; + ABS		2	24.3220-1717.3 020430	TRW ALU
			➡ 10/94→; - ABS; <input type="checkbox"/>			24.3220-1615.3 020242	TRW GG
						24.3220-1617.3 020244	BDX GG
			➡ - ABS; für Fahrzeuge ohne verstärktes Fahrwerk; Türenanzahl: 5; <input type="checkbox"/>			24.3220-1615.3 020242	TRW GG
			24.3220-1617.3 020244	BDX GG			
			24.3220-1616.3 020243	TRW GG			
			24.3220-1618.3 020245	BDX GG			
➡ 10/94→; - ABS; <input type="checkbox"/>			24.3220-1616.3 020243	TRW GG			
			24.3220-1618.3 020245	BDX GG			
➡ 10/94→ 08/95; + ABS		2	24.3220-1619.3 020246	TRW GG			
➡ → 08/95; + ABS		2	24.3220-1619.3 020246	TRW GG			
➡ + ABS; für Fahrzeuge ohne verstärktes Fahrwerk		2	24.3220-1702.3 020375	BDX GG			
➡ 10/94→; + ABS		2	24.3220-1702.3 020375	BDX GG			
➡ - ABS; für Fahrzeuge mit verstärktem Fahrwerk; Türenanzahl: 3		2	24.3220-1702.3 020375	BDX GG			
➡ 09/95→; →Orga 08729		2	24.3220-1711.3 020409	TRW GG			
➡ Orga 08730→		2	24.3220-1717.3 020430	TRW ALU			
1.9 SRDT	66	06/94→05/01	➡ 10/94→; - ABS; <input type="checkbox"/>			24.3220-1615.3 020242	TRW GG
						24.3220-1617.3 020244	BDX GG
			➡ 10/94→; - ABS; <input type="checkbox"/>			24.3220-1616.3 020243	TRW GG
						24.3220-1618.3 020245	BDX GG
			➡ 10/94→ 08/95; + ABS		2	24.3220-1619.3 020246	TRW GG
			➡ 10/94→; + ABS		2	24.3220-1702.3 020375	BDX GG
Zubehörsatz, Bremsbacken	44	06/94→05/01	➡ → 04/97; - ABS			03.0137-9086.2 669086	BDX
						03.0137-9175.2 669175	TRW
			➡ 09/95→ 04/97; + ABS			03.0137-9158.2 669158	TRW
			➡ → 08/95; + ABS			03.0137-9175.2 669175	TRW
			➡ → 04/97; + ABS			03.0137-9228.2 669228	BDX
1.4 SL 1.6 SR 1.9 SLD	55 65 50	06/94→05/01 06/94→10/00 06/94→05/01	➡ 10/94→; - ABS			03.0137-9086.2 669086	BDX
			➡ 09/95→; + ABS			03.0137-9158.2 669158	TRW
			➡ 10/94→ 08/95; + ABS			03.0137-9175.2 669175	TRW
			➡ 10/94→; + ABS			03.0137-9228.2 669228	BDX
1.6 →	72	10/00→05/01	➡ - ABS			03.0137-9086.2 669086	BDX

	kw			 	! #		
PEUGEOT - 306 (7B, N3, N5) 04/93→10/03							
Zubehörsatz, Bremsbacken							
1.6	72	10/00→05/01	➡ - ABS		03.0137-9175.2	669175	TRW
			➡ + ABS		03.0137-9158.2	669158	TRW
1.8	74	06/94→05/01	➡ - ABS		03.0137-9086.2	669086	BDX
					03.0137-9175.2	669175	TRW
			➡ + ABS		03.0137-9158.2	669158	TRW
			➡ → 08/95; + ABS		03.0137-9228.2	669228	BDX
1.8 ST 1.9 SLD	74 47	06/94→05/01 06/94→05/01	➡ - ABS		03.0137-9086.2	669086	BDX
					03.0137-9175.2	669175	TRW
			➡ 09/95→; + ABS		03.0137-9158.2	669158	TRW
			➡ → 08/95; + ABS		03.0137-9175.2	669175	TRW
			➡ + ABS		03.0137-9228.2	669228	BDX
1.9 D	51 - 55	03/98→05/01	➡ - ABS		03.0137-9086.2	669086	BDX
					03.0137-9175.2	669175	TRW
			➡ + ABS		03.0137-9158.2	669158	TRW
1.9 D	68	02/94→12/97	➡ 10/94→ 08/95; - ABS		03.0137-9086.2	669086	BDX
			➡ - ABS; für Fahrzeuge ohne verstärktes Fahrwerk; Türenanzahl: 5		03.0137-9086.2	669086	BDX
					03.0137-9175.2	669175	TRW
			➡ 09/95→		03.0137-9158.2	669158	TRW
			➡ 10/94→ 08/95		03.0137-9175.2	669175	TRW
			➡ → 08/95; + ABS		03.0137-9175.2	669175	TRW
			➡ + ABS; für Fahrzeuge ohne verstärktes Fahrwerk		03.0137-9228.2	669228	BDX
			➡ - ABS; für Fahrzeuge mit verstärktem Fahrwerk; Türenanzahl: 3		03.0137-9228.2	669228	BDX
1.9 SRDT	66	06/94→05/01	➡ 10/94→ 08/95; - ABS		03.0137-9086.2	669086	BDX
			➡ 09/95→		03.0137-9158.2	669158	TRW
			➡ 10/94→ 08/95		03.0137-9175.2	669175	TRW
			➡ 10/94→; + ABS		03.0137-9228.2	669228	BDX
 Bremstrommel							
1.1	44	06/94→05/01	➡ → 04/97; - ABS		24.0218-0016.1	480011	Ø 212 x 44,5 / 181 - RLG / - ABS Ring
					24.0218-0716.2	480203	Ø 212 x 44,5 / 181 + RLG / - ABS Ring
			➡ → 08/95; + ABS; TRW		24.0218-0016.1	480011	Ø 212 x 44,5 / 181 - RLG / - ABS Ring
					24.0218-0716.2	480203	Ø 212 x 44,5 / 181 + RLG / - ABS Ring
1.4 SL 1.6 SR 1.9 SLD	55 65 50	06/94→05/01 06/94→10/00 06/94→05/01	➡ 09/95→ 04/97; + ABS		24.0220-3014.1	480090	Ø 247 x 46,5 / 204,5 - RLG / - ABS Ring
			➡ → 04/97; + ABS; BENDIX		24.0222-8017.1	480071	Ø 274 x 50,8 / 230
			➡ 10/94→; - ABS; Lucas		24.0218-0016.1	480011	Ø 212 x 44,5 / 181 - RLG / - ABS Ring
			➡ 10/94→ 08/95; + ABS; Lucas		24.0218-0016.1	480011	Ø 212 x 44,5 / 181 - RLG / - ABS Ring
			➡ 10/94→ 08/95; + ABS		24.0218-0716.2	480203	Ø 212 x 44,5 / 181 + RLG / - ABS Ring
			➡ 10/94→; - ABS		24.0218-0716.2	480203	Ø 212 x 44,5 / 181 + RLG / - ABS Ring
			➡ 09/95→; + ABS		24.0220-3014.1	480090	Ø 247 x 46,5 / 204,5 - RLG / - ABS Ring
1.6 1.9 D	72 51 - 55	10/00→05/01 03/98→05/01	➡ 10/94→ 08/95; + ABS; BDX		24.0222-8017.1	480071	Ø 274 x 50,8 / 230
			➡ - ABS; Lucas		24.0218-0016.1	480011	Ø 212 x 44,5 / 181 - RLG / - ABS Ring
			➡ - ABS		24.0218-0716.2	480203	Ø 212 x 44,5 / 181 + RLG / - ABS Ring
1.8	74	06/94→05/01	➡ + ABS		24.0220-3014.1	480090	Ø 247 x 46,5 / 204,5 - RLG / - ABS Ring
			➡ - ABS; Lucas		24.0218-0016.1	480011	Ø 212 x 44,5 / 181 - RLG / - ABS Ring
→							


	kw			 	! #		
PEUGEOT - 306 (7B, N3, N5) 04/93→10/03							
Bremstrommel							
1.8	74	06/94→05/01	➡	- ABS	24.0218-0016.1	480011	Ø 212 x 44,5 / 181 - RLG / - ABS Ring
					24.0218-0716.2	480203	Ø 212 x 44,5 / 181 + RLG / - ABS Ring
			➡	→ 08/95; + ABS; TRW	24.0218-0016.1	480011	Ø 212 x 44,5 / 181 - RLG / - ABS Ring
					24.0218-0716.2	480203	Ø 212 x 44,5 / 181 + RLG / - ABS Ring
			➡	→ 08/95; + ABS; Lucas	24.0218-0016.1	480011	Ø 212 x 44,5 / 181 - RLG / - ABS Ring
					24.0218-0716.2	480203	Ø 212 x 44,5 / 181 + RLG / - ABS Ring
			➡	→ 08/95; + ABS	24.0218-0716.2	480203	Ø 212 x 44,5 / 181 + RLG / - ABS Ring
1.8 ST 1.9 SLD	74 47	06/94→05/01 06/94→05/01	➡	- ABS; Lucas	24.0218-0016.1	480011	Ø 212 x 44,5 / 181 - RLG / - ABS Ring
			➡	→ 08/95; + ABS; Lucas	24.0218-0016.1	480011	Ø 212 x 44,5 / 181 - RLG / - ABS Ring
			➡	→ 08/95; + ABS	24.0218-0716.2	480203	Ø 212 x 44,5 / 181 + RLG / - ABS Ring
			➡	- ABS	24.0218-0716.2	480203	Ø 212 x 44,5 / 181 + RLG / - ABS Ring
			➡	09/95→; + ABS	24.0220-3014.1	480090	Ø 247 x 46,5 / 204,5 - RLG / - ABS Ring
			➡	→ 08/95; + ABS; BDX	24.0222-8017.1	480071	Ø 274 x 50,8 / 230
			1.9 D	68	02/94→12/97	➡	→ 08/95; + ABS; TRW
		24.0218-0716.2				480203	Ø 212 x 44,5 / 181 + RLG / - ABS Ring
➡	10/94→ 08/95; Lucas	24.0218-0016.1				480011	Ø 212 x 44,5 / 181 - RLG / - ABS Ring
➡	- ABS; für Fahrzeuge ohne verstärktes Fahrwerk; Türenanzahl: 5	24.0218-0016.1				480011	Ø 212 x 44,5 / 181 - RLG / - ABS Ring
		24.0218-0716.2				480203	Ø 212 x 44,5 / 181 + RLG / - ABS Ring
➡	10/94→ 08/95	24.0218-0716.2				480203	Ø 212 x 44,5 / 181 + RLG / - ABS Ring
➡	09/95→	24.0220-3014.1				480090	Ø 247 x 46,5 / 204,5 - RLG / - ABS Ring
➡	- ABS; für Fahrzeuge mit verstärktem Fahrwerk; Türenanzahl: 3; BENDIX	24.0222-8017.1				480071	Ø 274 x 50,8 / 230
➡	10/94→ 08/95; + ABS; BDX	24.0222-8017.1				480071	Ø 274 x 50,8 / 230
➡	+ ABS; für Fahrzeuge ohne verstärktes Fahrwerk; BENDIX	24.0222-8017.1				480071	Ø 274 x 50,8 / 230
1.9 SRDT	66	06/94→05/01	➡	10/94→ 08/95; Lucas	24.0218-0016.1	480011	Ø 212 x 44,5 / 181 - RLG / - ABS Ring
			➡	10/94→ 08/95	24.0218-0716.2	480203	Ø 212 x 44,5 / 181 + RLG / - ABS Ring
			➡	09/95→	24.0220-3014.1	480090	Ø 247 x 46,5 / 204,5 - RLG / - ABS Ring
			➡	10/94→ 08/95; + ABS; BDX	24.0222-8017.1	480071	Ø 274 x 50,8 / 230
Bremsbackensatz							
1.1	44	06/94→05/01	➡	→ 04/97; - ABS	03.0137-0197.2	650197	TRW Ø 180 x 32 + HEB
					03.0137-0261.2	650261	BDX Ø 180 x 32
					03.0520-2520.3	692520	TRW Ø 180 x 32 + RZ / + Zub TopKit
					03.0520-2620.3	692620	BDX Ø 180 x 32 + RZ / + Zub TopKit
					03.0525-0004.3	EQ0004	TRW Ø 180 x 32 - RZ / + Zub Easy Quick
➡	→ 08/95; + ABS	03.0137-0197.2	650197	TRW Ø 180 x 32 + HEB			
		03.0525-0004.3	EQ0004	TRW Ø 180 x 32 - RZ / + Zub Easy Quick			
➡	09/95→ 04/97; + ABS	03.0137-0312.2	650312	TRW Ø 203 x 38			
➡	→ 04/97; + ABS	03.0137-0370.2	650370	BDX Ø 229 x 42 + HEB			

	kw			 	! #		
PEUGEOT - 306 (7B, N3, N5) 04/93→10/03							
Bremsbackensatz							
1.1	44	06/94→05/01	➡	→ 04/97; + ABS		03.0520-3220.3 693220	BDX Ø 229 x 42 + RZ / + Zub TopKit
			➡	09/95→; →Orga 08729; + ABS		03.0520-5720.3 695720	TRW Ø 203 x 39 + RZ / + Zub TopKit
1.4 SL 1.6 SR 1.9 SLD	55 65 50	06/94→05/01 06/94→10/00 06/94→05/01	➡	10/94→; - ABS		03.0137-0197.2 650197 03.0137-0261.2 650261 03.0520-2520.3 692520 03.0520-2620.3 692620 03.0525-0004.3 EQ0004	TRW Ø 180 x 32 + HEB BDX Ø 180 x 32 TRW Ø 180 x 32 + RZ / + Zub TopKit BDX Ø 180 x 32 + RZ / + Zub TopKit TRW Ø 180 x 32 - RZ / + Zub Easy Quick
			➡	10/94→ 08/95; + ABS		03.0137-0197.2 650197 03.0525-0004.3 EQ0004	TRW Ø 180 x 32 + HEB TRW Ø 180 x 32 - RZ / + Zub Easy Quick
			➡	09/95→; + ABS		03.0137-0312.2 650312	TRW Ø 203 x 38
			➡	10/94→; + ABS		03.0137-0370.2 650370 03.0520-3220.3 693220	BDX Ø 229 x 42 + HEB BDX Ø 229 x 42 + RZ / + Zub TopKit
			➡	09/95→; →Orga 08729; + ABS		03.0520-5720.3 695720	TRW Ø 203 x 39 + RZ / + Zub TopKit
			➡	Orga 08730→; + ABS		03.0520-6420.3 696420	TRW Ø 203 x 39 + RZ / + Zub TopKit
			➡	- ABS		03.0137-0197.2 650197 03.0137-0261.2 650261 03.0520-2520.3 692520 03.0520-2620.3 692620 03.0525-0004.3 EQ0004	TRW Ø 180 x 32 + HEB BDX Ø 180 x 32 TRW Ø 180 x 32 + RZ / + Zub TopKit BDX Ø 180 x 32 + RZ / + Zub TopKit TRW Ø 180 x 32 - RZ / + Zub Easy Quick
			➡	+ ABS		03.0137-0312.2 650312	TRW Ø 203 x 38
1.6	72	10/00→05/01	➡	Orga 08730→; + ABS		03.0520-6420.3 696420	TRW Ø 203 x 39 + RZ / + Zub TopKit
			➡	- ABS		03.0137-0197.2 650197 03.0137-0261.2 650261 03.0520-2520.3 692520 03.0520-2620.3 692620 03.0525-0004.3 EQ0004	TRW Ø 180 x 32 + HEB BDX Ø 180 x 32 TRW Ø 180 x 32 + RZ / + Zub TopKit BDX Ø 180 x 32 + RZ / + Zub TopKit TRW Ø 180 x 32 - RZ / + Zub Easy Quick
1.8	74	06/94→05/01	➡	→ 08/95; + ABS		03.0137-0197.2 650197 03.0525-0004.3 EQ0004	TRW Ø 180 x 32 + HEB TRW Ø 180 x 32 - RZ / + Zub Easy Quick
			➡	- ABS		03.0137-0261.2 650261 03.0520-2520.3 692520 03.0520-2620.3 692620 03.0525-0004.3 EQ0004	BDX Ø 180 x 32 TRW Ø 180 x 32 + RZ / + Zub TopKit BDX Ø 180 x 32 + RZ / + Zub TopKit TRW Ø 180 x 32 - RZ / + Zub Easy Quick
			➡	+ ABS		03.0137-0312.2 650312 03.0137-0370.2 650370 03.0520-3220.3 693220	TRW Ø 203 x 38 BDX Ø 229 x 42 + HEB BDX Ø 229 x 42 + RZ / + Zub TopKit
			➡	→Orga 08729; + ABS		03.0520-5720.3 695720	TRW Ø 203 x 39 + RZ / + Zub TopKit
			➡	Orga 08730→; + ABS		03.0520-6420.3 696420	TRW Ø 203 x 39 + RZ / + Zub TopKit
			➡	→ 08/95; + ABS		03.0137-0197.2 650197 03.0525-0004.3 EQ0004	TRW Ø 180 x 32 + HEB TRW Ø 180 x 32 - RZ / + Zub Easy Quick
1.8 ST 1.9 SLD	74 47	06/94→05/01 06/94→05/01	➡	- ABS		03.0137-0197.2 650197 03.0137-0261.2 650261 03.0520-2520.3 692520 03.0520-2620.3 692620 03.0525-0004.3 EQ0004	TRW Ø 180 x 32 + HEB BDX Ø 180 x 32 TRW Ø 180 x 32 + RZ / + Zub TopKit BDX Ø 180 x 32 + RZ / + Zub TopKit TRW Ø 180 x 32 - RZ / + Zub Easy Quick
			➡	09/95→; + ABS		03.0137-0312.2 650312	TRW Ø 203 x 38
			➡	+ ABS		03.0137-0370.2 650370 03.0520-3220.3 693220	BDX Ø 229 x 42 + HEB BDX Ø 229 x 42 + RZ / + Zub TopKit
			➡	→ 08/95; + ABS		03.0137-0197.2 650197 03.0525-0004.3 EQ0004	TRW Ø 180 x 32 + HEB TRW Ø 180 x 32 - RZ / + Zub Easy Quick
			➡	- ABS		03.0137-0197.2 650197 03.0137-0261.2 650261 03.0520-2520.3 692520 03.0520-2620.3 692620 03.0525-0004.3 EQ0004	TRW Ø 180 x 32 + HEB BDX Ø 180 x 32 TRW Ø 180 x 32 + RZ / + Zub TopKit BDX Ø 180 x 32 + RZ / + Zub TopKit TRW Ø 180 x 32 - RZ / + Zub Easy Quick
			➡	09/95→; + ABS		03.0137-0312.2 650312	TRW Ø 203 x 38
➡	+ ABS		03.0137-0370.2 650370 03.0520-3220.3 693220	BDX Ø 229 x 42 + HEB BDX Ø 229 x 42 + RZ / + Zub TopKit			
➡							


	kw			 	! #		
PEUGEOT - 306 (7B, N3, N5) 04/93→10/03							
Bremsbackensatz							
1.8 ST 1.9 SLD	74 47	06/94→05/01 06/94→05/01	➔	09/95→; →Orga 08729; + ABS		03.0520-5720.3 695720	TRW Ø 203 x 39 + RZ / + Zub TopKit
			➔	Orga 08730→; + ABS		03.0520-6420.3 696420	TRW Ø 203 x 39 + RZ / + Zub TopKit
1.9 D	51 - 55	03/98→05/01	➔	- ABS		03.0137-0197.2 650197 03.0137-0261.2 650261 03.0520-2520.3 692520 03.0520-2620.3 692620 03.0525-0004.3 EQ0004	TRW Ø 180 x 32 + HEB BDX Ø 180 x 32 TRW Ø 180 x 32 + RZ / + Zub TopKit BDX Ø 180 x 32 + RZ / + Zub TopKit TRW Ø 180 x 32 - RZ / + Zub Easy Quick
			➔	+ ABS		03.0137-0312.2 650312 03.0137-0370.2 650370 03.0520-3220.3 693220	TRW Ø 203 x 38 BDX Ø 229 x 42 + HEB BDX Ø 229 x 42 + RZ / + Zub TopKit
			➔	→Orga 08729; + ABS		03.0520-5720.3 695720	TRW Ø 203 x 39 + RZ / + Zub TopKit
			➔	Orga 08730→; + ABS		03.0520-6420.3 696420	TRW Ø 203 x 39 + RZ / + Zub TopKit
			➔	→ 08/95; + ABS		03.0137-0197.2 650197 03.0525-0004.3 EQ0004	TRW Ø 180 x 32 + HEB TRW Ø 180 x 32 - RZ / + Zub Easy Quick
1.9 D	68	02/94→12/97	➔	- ABS; für Fahrzeuge ohne verstärktes Fahrwerk; Türenanzahl: 5		03.0137-0197.2 650197 03.0137-0261.2 650261 03.0520-2520.3 692520 03.0520-2620.3 692620 03.0525-0004.3 EQ0004	TRW Ø 180 x 32 + HEB BDX Ø 180 x 32 TRW Ø 180 x 32 + RZ / + Zub TopKit BDX Ø 180 x 32 + RZ / + Zub TopKit TRW Ø 180 x 32 - RZ / + Zub Easy Quick
			➔	10/94→ 08/95		03.0137-0197.2 650197 03.0525-0004.3 EQ0004	TRW Ø 180 x 32 + HEB TRW Ø 180 x 32 - RZ / + Zub Easy Quick
			➔	10/94→ 08/95; - ABS		03.0137-0261.2 650261 03.0520-2520.3 692520 03.0520-2620.3 692620	BDX Ø 180 x 32 TRW Ø 180 x 32 + RZ / + Zub TopKit BDX Ø 180 x 32 + RZ / + Zub TopKit
			➔	09/95→		03.0137-0312.2 650312	TRW Ø 203 x 38
			➔	+ ABS; für Fahrzeuge ohne verstärktes Fahrwerk		03.0137-0370.2 650370 03.0520-3220.3 693220	BDX Ø 229 x 42 + HEB BDX Ø 229 x 42 + RZ / + Zub TopKit
			➔	- ABS; für Fahrzeuge mit verstärktem Fahrwerk; Türenanzahl: 3		03.0137-0370.2 650370	BDX Ø 229 x 42 + HEB
			➔	10/94→; + ABS		03.0137-0370.2 650370 03.0520-3220.3 693220	BDX Ø 229 x 42 + HEB BDX Ø 229 x 42 + RZ / + Zub TopKit
			➔	für Fahrzeuge mit verstärktem Fahrwerk; Türenanzahl: 3; + ABS		03.0520-3220.3 693220	BDX Ø 229 x 42 + RZ / + Zub TopKit
			➔	09/95→; →Orga 08729		03.0520-5720.3 695720	TRW Ø 203 x 39 + RZ / + Zub TopKit
			➔	Orga 08730→		03.0520-6420.3 696420	TRW Ø 203 x 39 + RZ / + Zub TopKit
			➔	10/94→ 08/95		03.0137-0197.2 650197 03.0525-0004.3 EQ0004	TRW Ø 180 x 32 + HEB TRW Ø 180 x 32 - RZ / + Zub Easy Quick
			1.9 SRDT	66	06/94→05/01	➔	10/94→ 08/95; - ABS
➔	09/95→					03.0137-0312.2 650312	TRW Ø 203 x 38
➔	10/94→; + ABS					03.0137-0370.2 650370 03.0520-3220.3 693220	BDX Ø 229 x 42 + HEB BDX Ø 229 x 42 + RZ / + Zub TopKit
➔	09/95→; →Orga 08729					03.0520-5720.3 695720	TRW Ø 203 x 39 + RZ / + Zub TopKit
➔							

PEUGEOT - 306 (7B, N3, N5) 04/93→10/03

Bremsbackensatz

1.9 SRDT	66	06/94→05/01	➔	Orga 08730→		03.0520-6420.3	696420	TRW Ø 203 x 39 + RZ / + Zub TopKit
----------	----	-------------	---	-------------	--	-----------------------	---------------	------------------------------------


Seilzug, Feststellbremse












1.1	44	06/94→05/01		→ 04/97; Trommelbremse; <input type="checkbox"/>		24.3727-0818.2	580818	L= 1.656
				→ 04/97; Trommelbremse; <input type="checkbox"/>		24.3727-0819.2	580819	L= 1.561
1.4 SL	55	06/94→05/01		10/94→; Trommelbremse; <input type="checkbox"/>		24.3727-0818.2	580818	L= 1.656
1.9 SLD	50	06/94→05/01		10/94→; Trommelbremse; <input type="checkbox"/>		24.3727-0819.2	580819	L= 1.561
1.9 SRDT	66	06/94→05/01		10/94→; Trommelbremse; <input type="checkbox"/>		24.3727-0819.2	580819	L= 1.561
1.6 SR	65	06/94→10/00		10/94→; TÜrenanzahl: 4; Trommelbremse; <input type="checkbox"/>		24.3727-0818.2	580818	L= 1.656
				10/00→; TÜrenanzahl: 4; Trommelbremse; <input type="checkbox"/>		24.3727-0818.2	580818	L= 1.656
				10/94→; TÜrenanzahl: 4; Trommelbremse; <input type="checkbox"/>		24.3727-0819.2	580819	L= 1.561
				10/00→; TÜrenanzahl: 4; Trommelbremse; <input type="checkbox"/>		24.3727-0819.2	580819	L= 1.561
1.8	74	06/94→05/01		Trommelbremse; <input type="checkbox"/>		24.3727-0818.2	580818	L= 1.656
1.9 D	51 - 55	03/98→05/01		Trommelbremse; <input type="checkbox"/>		24.3727-0819.2	580819	L= 1.561
1.9 SLD	47	06/94→05/01						
1.8 16V	81	03/97→05/01		TÜrenanzahl: 4; Scheibenbremse; <input type="checkbox"/>		24.3727-0812.2	580812	L= 1.696
2.0 HDI 90	66	06/99→12/01		TÜrenanzahl: 4; Scheibenbremse; <input type="checkbox"/>		24.3727-0813.2	580813	L= 1.614
1.8 16V	82	03/97→07/01		→ 05/01; TÜrenanzahl: 4; Scheibenbremse; <input type="checkbox"/>		24.3727-0812.2	580812	L= 1.696
				→ 05/01; TÜrenanzahl: 4; Scheibenbremse; <input type="checkbox"/>		24.3727-0813.2	580813	L= 1.614
1.8 ST	74	06/94→05/01		10/94→; TÜrenanzahl: 4; Trommelbremse; <input type="checkbox"/>		24.3727-0818.2	580818	L= 1.656
				10/94→; TÜrenanzahl: 4; Trommelbremse; <input type="checkbox"/>		24.3727-0819.2	580819	L= 1.561
1.9 D	68	02/94→12/97		10/94→; Trommelbremse; <input type="checkbox"/>		24.3727-0818.2	580818	L= 1.656
				Trommelbremse; <input type="checkbox"/>		24.3727-0818.2	580818	L= 1.656
				10/94→; Trommelbremse; <input type="checkbox"/>		24.3727-0819.2	580819	L= 1.561
				Trommelbremse; <input type="checkbox"/>		24.3727-0819.2	580819	L= 1.561
2.0	92	11/95→06/97		Scheibenbremse; <input type="checkbox"/>		24.3727-0812.2	580812	L= 1.696
2.0 S16	110	06/94→05/01		Scheibenbremse; <input type="checkbox"/>		24.3727-0813.2	580813	L= 1.614
2.0	97	03/97→05/01		TÜrenanzahl: 4; Scheibenbremse; <input type="checkbox"/>		24.3727-0812.2	580812	L= 1.696
				Scheibenbremse; <input type="checkbox"/>		24.3727-0812.2	580812	L= 1.696
				TÜrenanzahl: 4; Scheibenbremse; <input type="checkbox"/>		24.3727-0813.2	580813	L= 1.614
				Scheibenbremse; <input type="checkbox"/>		24.3727-0813.2	580813	L= 1.614
2.0 S16	112	06/94→05/01		07/94→; Scheibenbremse; <input type="checkbox"/>		24.3727-0812.2	580812	L= 1.696
				07/94→; Scheibenbremse; <input type="checkbox"/>		24.3727-0813.2	580813	L= 1.614
2.0 ST	89	07/94→05/01		10/94→; Scheibenbremse; <input type="checkbox"/>		24.3727-0812.2	580812	L= 1.696
				10/94→; Scheibenbremse; <input type="checkbox"/>		24.3727-0813.2	580813	L= 1.614

PEUGEOT - 306 Break (7E, N3, N5) 06/94→12/02

Radbremszylinder
















1.4	55	03/97→04/02	➔	→ 03/02; - ABS	2	24.3220-1702.3	020375	BDX GG
1.6	72	10/00→04/02	➔	→ 03/02; + ABS	2	24.3222-1714.3	020432	BDX GG
1.9 D	50 - 55	03/97→04/02	➔					
1.6	65	03/97→10/00	➔	- ABS	2	24.3220-1702.3	020375	BDX GG
1.8 D	44	05/97→06/00	➔	+ ABS	2	24.3222-1714.3	020432	BDX GG
1.9 D	51	05/97→05/99	➔					
1.8	74	03/97→04/02	➔	→ 03/02	2	24.3222-1714.3	020432	BDX GG
1.9 Td	52	07/95→08/00	➔	03/97→	2	24.3222-1714.3	020432	BDX GG
1.9 TD	66	02/97→04/02	➔	03/97→ 03/02	2	24.3222-1714.3	020432	BDX GG

Zubehörsatz, Bremsbacken










1.4	55	03/97→04/02	➔	→ 03/02		03.0137-9228.2	669228	BDX
1.6	72	10/00→04/02						
1.8	74	03/97→04/02						
1.9 D	50 - 55	03/97→04/02						
1.6	65	03/97→10/00	➔			03.0137-9228.2	669228	BDX
1.8 D	44	05/97→06/00						
1.9 D	51	05/97→05/99						
1.9 Td	52	07/95→08/00	➔	03/97→		03.0137-9228.2	669228	BDX










	kw					! #		
PEUGEOT - 306 Break (7E, N3, N5) 06/94→12/02								
Zubehörsatz, Bremsbacken								
1.9 TD	66	02/97→04/02	➡	03/97→03/02		03.0137-9228.2	669228	BDX
 Bremstrommel								
1.4 1.6 1.8 1.9 D	55 72 74 50 - 55	03/97→04/02 10/00→04/02 03/97→04/02 03/97→04/02	➡	→ 03/02		24.0222-8017.1	480071	Ø 274 x 50,8 / 230
1.6 1.8 D 1.9 D	65 44 51	03/97→10/00 05/97→06/00 05/97→05/99	➡			24.0222-8017.1	480071	Ø 274 x 50,8 / 230
1.9 Td	52	07/95→08/00	➡	03/97→		24.0222-8017.1	480071	Ø 274 x 50,8 / 230
1.9 TD	66	02/97→04/02	➡	03/97→03/02		24.0222-8017.1	480071	Ø 274 x 50,8 / 230
 Bremsbackensatz								
1.4 1.6 1.9 D	55 72 50 - 55	03/97→04/02 10/00→04/02 03/97→04/02	➡	→ 03/02		03.0137-0370.2	650370	BDX Ø 229 x 42 + HEB
			➡	→ 03/02; + ABS		03.0520-5822.3	695822	BDX Ø 229 x 42 + RZ / + Zub TopKit
			➡	→ 03/02; - ABS		03.0520-6720.3	696720	BDX Ø 229 x 42 + RZ / + Zub TopKit
1.6 1.8 D 1.9 D	65 44 51	03/97→10/00 05/97→06/00 05/97→05/99	➡			03.0137-0370.2	650370	BDX Ø 229 x 42 + HEB
			➡	+ ABS		03.0520-5822.3	695822	BDX Ø 229 x 42 + RZ / + Zub TopKit
			➡	- ABS		03.0520-6720.3	696720	BDX Ø 229 x 42 + RZ / + Zub TopKit
1.8	74	03/97→04/02	➡	→ 03/02		03.0137-0370.2	650370	BDX Ø 229 x 42 + HEB
						03.0520-5822.3	695822	BDX Ø 229 x 42 + RZ / + Zub TopKit
1.9 Td	52	07/95→08/00	➡	03/97→		03.0137-0370.2	650370	BDX Ø 229 x 42 + HEB
						03.0520-5822.3	695822	BDX Ø 229 x 42 + RZ / + Zub TopKit
1.9 TD	66	02/97→04/02	➡	03/97→03/02		03.0137-0370.2	650370	BDX Ø 229 x 42 + HEB
						03.0520-5822.3	695822	BDX Ø 229 x 42 + RZ / + Zub TopKit
 Seilzug, Feststellbremse								
1.4 1.6 1.8 1.9 D	55 72 74 50 - 55	03/97→04/02 10/00→04/02 03/97→04/02 03/97→04/02		→ 03/02; Trommelbremse; <input type="checkbox"/>		24.3727-0822.2	580822	L= 1.608 + Zub
				→ 03/02; Trommelbremse; <input type="checkbox"/>		24.3727-0823.2	580823	L= 1.690
1.6 1.8 D 1.9 D	65 44 51	03/97→10/00 05/97→06/00 05/97→05/99		Trommelbremse; <input type="checkbox"/>		24.3727-0822.2	580822	L= 1.608 + Zub
				Trommelbremse; <input type="checkbox"/>		24.3727-0823.2	580823	L= 1.690
1.8 16V 2.0 2.0 16V 2.0 HDI 90	81 97 99 66	03/97→04/02 03/97→04/02 03/97→04/02 06/99→04/02		→ 03/02; Scheibenbremse; <input type="checkbox"/>		24.3727-0812.2	580812	L= 1.696
				→ 03/02; Scheibenbremse; <input type="checkbox"/>		24.3727-0813.2	580813	L= 1.614
1.8 16V	82	03/97→07/01		Scheibenbremse; <input type="checkbox"/>		24.3727-0812.2	580812	L= 1.696
				Scheibenbremse; <input type="checkbox"/>		24.3727-0813.2	580813	L= 1.614
1.9 Td	52	07/95→08/00		03/97→; Trommelbremse; <input type="checkbox"/>		24.3727-0822.2	580822	L= 1.608 + Zub
				03/97→; Trommelbremse; <input type="checkbox"/>		24.3727-0823.2	580823	L= 1.690
1.9 TD	66	02/97→04/02		03/97→03/02; Trommelbremse; <input type="checkbox"/>		24.3727-0822.2	580822	L= 1.608 + Zub
				03/97→03/02; Trommelbremse; <input type="checkbox"/>		24.3727-0823.2	580823	L= 1.690
PEUGEOT - 306 Cabriolet (7D, N3, N5) 01/94→04/02								
 Radbremszylinder								
1.6	65	04/96→10/00	➡	- ABS; <input type="checkbox"/>		24.3220-1615.3	020242	TRW GG
						24.3220-1617.3	020244	BDX GG
			➡	- ABS; <input type="checkbox"/>		24.3220-1616.3	020243	TRW GG
						24.3220-1618.3	020245	BDX GG
			➡	→Orga 08575; + ABS	2	24.3220-1702.3	020375	BDX GG
			➡	→Orga 08729; + ABS	2	24.3220-1711.3	020409	TRW GG
			➡	Orga 08730→; + ABS	2	24.3220-1717.3	020430	TRW ALU
1.6	72	10/00→04/02	➡	- ABS; <input type="checkbox"/>		24.3220-1615.3	020242	TRW GG
						24.3220-1617.3	020244	BDX GG
→			➡	- ABS; <input type="checkbox"/>		24.3220-1616.3	020243	TRW GG













	kw			 	! #		
PEUGEOT - 306 Cabriolet (7D, N3, N5) 01/94→04/02							
 Radbremszylinder							
1.6	72	10/00→04/02	➡	- ABS; 		24.3220-1618.3 020245	BDX GG
			➡	+ ABS	2	24.3220-1717.3 020430	TRW ALU
1.8	74	03/94→04/02	➡	→ 10/00; - ABS; 		24.3220-1615.3 020242	TRW GG
						24.3220-1617.3 020244	BDX GG
			➡	→ 10/00; - ABS; 		24.3220-1616.3 020243	TRW GG
						24.3220-1618.3 020245	BDX GG
			➡	→ 08/95; + ABS	2	24.3220-1619.3 020246	TRW GG
			➡	→ 10/00; + ABS	2	24.3220-1702.3 020375	BDX GG
1.8	74	05/97→04/99	➡	09/95→; →Orga 08729; + ABS	2	24.3220-1711.3 020409	TRW GG
			➡	Orga 08730→; → 10/00; + ABS	2	24.3220-1717.3 020430	TRW ALU
1.8	74	05/97→04/99	➡	- ABS; 		24.3220-1615.3 020242	TRW GG
						24.3220-1617.3 020244	BDX GG
			➡	- ABS; 		24.3220-1616.3 020243	TRW GG
						24.3220-1618.3 020245	BDX GG
			➡	+ ABS	2	24.3220-1702.3 020375	BDX GG
			➡	→Orga 08729; + ABS	2	24.3220-1711.3 020409	TRW GG
➡	Orga 08730→; + ABS	2	24.3220-1717.3 020430	TRW ALU			
Zubehörsatz, Bremsbacken							
1.6	65	04/96→10/00	➡	- ABS		03.0137-9086.2 669086	BDX
						03.0137-9175.2 669175	TRW
			➡	+ ABS		03.0137-9158.2 669158	TRW
1.6	72	10/00→04/02	➡	→ 05/00; + ABS		03.0137-9228.2 669228	BDX
1.6	72	10/00→04/02	➡	- ABS		03.0137-9086.2 669086	BDX
						03.0137-9175.2 669175	TRW
1.6	72	10/00→04/02	➡	+ ABS		03.0137-9158.2 669158	TRW
1.8	74	03/94→04/02	➡	→ 10/00; - ABS		03.0137-9086.2 669086	BDX
						03.0137-9175.2 669175	TRW
			➡	09/95→ 10/00; + ABS		03.0137-9158.2 669158	TRW
						03.0137-9175.2 669175	TRW
1.8	74	03/94→04/02	➡	→ 08/95; + ABS		03.0137-9175.2 669175	TRW
						03.0137-9228.2 669228	BDX
1.8	74	05/97→04/99	➡	→ 10/00; + ABS		03.0137-9228.2 669228	BDX
1.8	74	05/97→04/99	➡	- ABS		03.0137-9086.2 669086	BDX
						03.0137-9175.2 669175	TRW
1.8	74	05/97→04/99	➡	+ ABS		03.0137-9158.2 669158	TRW
						03.0137-9228.2 669228	BDX
 Bremstrommel							
1.6	65 - 72	04/96→04/02	➡	- ABS		24.0218-0016.1 480011	Ø 212 x 44,5 / 181 - RLG / - ABS Ring
						24.0218-0716.2 480203	Ø 212 x 44,5 / 181 + RLG / - ABS Ring
1.8	74	05/97→04/99	➡	+ ABS		24.0220-3014.1 480090	Ø 247 x 46,5 / 204,5 - RLG / - ABS Ring
1.8	74	03/94→04/02	➡	→ 10/00; - ABS		24.0218-0016.1 480011	Ø 212 x 44,5 / 181 - RLG / - ABS Ring
						24.0218-0716.2 480203	Ø 212 x 44,5 / 181 + RLG / - ABS Ring
			➡	→ 08/95; + ABS		24.0218-0016.1 480011	Ø 212 x 44,5 / 181 - RLG / - ABS Ring
						24.0218-0716.2 480203	Ø 212 x 44,5 / 181 + RLG / - ABS Ring
1.8	74	03/94→04/02	➡	09/95→ 10/00; + ABS		24.0218-0016.1 480011	Ø 212 x 44,5 / 181 - RLG / - ABS Ring
						24.0218-0716.2 480203	Ø 212 x 44,5 / 181 + RLG / - ABS Ring
1.8	74	05/97→04/99	➡	+ ABS		24.0220-3014.1 480090	Ø 247 x 46,5 / 204,5 - RLG / - ABS Ring
 Bremsbackensatz							
1.6	65	04/96→10/00	➡	- ABS		03.0137-0197.2 650197	TRW Ø 180 x 32 + HEB
						03.0137-0261.2 650261	BDX Ø 180 x 32
						03.0520-2520.3 692520	TRW Ø 180 x 32 + RZ / + Zub TopKit
						03.0520-2620.3 692620	BDX Ø 180 x 32 + RZ / + Zub TopKit



	kw			 	! #					
PEUGEOT - 306 Cabriolet (7D, N3, N5) 01/94→04/02										
 Bremsbackensatz										
1.6	65	04/96→10/00	➡ - ABS	03.0525-0004.3	EQ0004	TRW Ø 180 x 32 - RZ / + Zub Easy Quick				
			➡ + ABS	03.0137-0312.2	650312	TRW Ø 203 x 38				
			➡ → 05/00; + ABS	03.0137-0370.2	650370	BDX Ø 229 x 42 + HEB				
			➡ →Orga 08729; + ABS	03.0520-5720.3	695720	TRW Ø 203 x 39 + RZ / + Zub TopKit				
			➡ Orga 08730→; + ABS	03.0520-6420.3	696420	TRW Ø 203 x 39 + RZ / + Zub TopKit				
1.6	72	10/00→04/02	➡ - ABS	03.0137-0197.2	650197	TRW Ø 180 x 32 + HEB				
				03.0137-0261.2	650261	BDX Ø 180 x 32				
				03.0520-2520.3	692520	TRW Ø 180 x 32 + RZ / + Zub TopKit				
				03.0520-2620.3	692620	BDX Ø 180 x 32 + RZ / + Zub TopKit				
				03.0525-0004.3	EQ0004	TRW Ø 180 x 32 - RZ / + Zub Easy Quick				
1.6	72	10/00→04/02	➡ + ABS	03.0137-0312.2	650312	TRW Ø 203 x 38				
				03.0520-6420.3	696420	TRW Ø 203 x 39 + RZ / + Zub TopKit				
			1.8	74	03/94→04/02	➡ → 08/95; + ABS	03.0137-0197.2	650197	TRW Ø 180 x 32 + HEB	
							03.0525-0004.3	EQ0004	TRW Ø 180 x 32 - RZ / + Zub Easy Quick	
						➡ → 10/00; - ABS	03.0137-0197.2	650197	TRW Ø 180 x 32 + HEB	
	03.0137-0261.2	650261	BDX Ø 180 x 32							
	03.0520-2520.3	692520	TRW Ø 180 x 32 + RZ / + Zub TopKit							
	03.0520-2620.3	692620	BDX Ø 180 x 32 + RZ / + Zub TopKit							
	03.0525-0004.3	EQ0004	TRW Ø 180 x 32 - RZ / + Zub Easy Quick							
1.8	74	03/94→04/02	➡ 09/95→ 10/00; + ABS	03.0137-0312.2	650312	TRW Ø 203 x 38				
			➡ → 10/00; + ABS	03.0137-0370.2	650370	BDX Ø 229 x 42 + HEB				
			➡ 09/95→; →Orga 08729; + ABS	03.0520-5720.3	695720	TRW Ø 203 x 39 + RZ / + Zub TopKit				
			➡ Orga 08730→; → 10/00; + ABS	03.0520-6420.3	696420	TRW Ø 203 x 39 + RZ / + Zub TopKit				
			1.8	74	05/97→04/99	➡ - ABS	03.0137-0197.2	650197	TRW Ø 180 x 32 + HEB	
	03.0137-0261.2	650261				BDX Ø 180 x 32				
	03.0520-2520.3	692520				TRW Ø 180 x 32 + RZ / + Zub TopKit				
	03.0520-2620.3	692620				BDX Ø 180 x 32 + RZ / + Zub TopKit				
	03.0525-0004.3	EQ0004				TRW Ø 180 x 32 - RZ / + Zub Easy Quick				
1.8	74	05/97→04/99	➡ + ABS	03.0137-0312.2	650312	TRW Ø 203 x 38				
				03.0137-0370.2	650370	BDX Ø 229 x 42 + HEB				
			➡ →Orga 08729; + ABS	03.0520-5720.3	695720	TRW Ø 203 x 39 + RZ / + Zub TopKit				
			➡ Orga 08730→; + ABS	03.0520-6420.3	696420	TRW Ø 203 x 39 + RZ / + Zub TopKit				
1.8 16V	81	05/97→04/02	➡ - ABS	03.0520-2520.3	692520	TRW Ø 180 x 32 + RZ / + Zub TopKit				
				03.0520-2620.3	692620	BDX Ø 180 x 32 + RZ / + Zub TopKit				
				03.0525-0004.3	EQ0004	TRW Ø 180 x 32 - RZ / + Zub Easy Quick				
 Seilzug, Feststellbremse										
1.6	65 - 72	04/96→04/02	Trommelbremse; <input type="checkbox"/>	24.3727-0306.2	580306	L= 1.493				
			Trommelbremse; <input type="checkbox"/>	24.3727-0307.2	580307	L= 1.585				
1.8	74	03/94→04/02	05/97→ 10/00; Trommelbremse; <input type="checkbox"/>	24.3727-0306.2	580306	L= 1.493				
			05/97→ 10/00; Trommelbremse; <input type="checkbox"/>	24.3727-0307.2	580307	L= 1.585				
			→ 04/97; Trommelbremse; <input type="checkbox"/>	24.3727-0814.2	580814	L= 1.621				
			→ 04/97; Trommelbremse; <input type="checkbox"/>	24.3727-0815.2	580815	L= 1.531				
1.8 16V	81	05/97→04/02	Scheibenbremse; <input type="checkbox"/>	24.3727-0304.2	580304	L= 1.612				
			Scheibenbremse; <input type="checkbox"/>	24.3727-0305.2	580305	L= 1.533				
→										








	kw					! #		
PEUGEOT - 306 Cabriolet (7D, N3, N5) 01/94→04/02								
 Seilzug, Feststellbremse								
2.0	89 - 90	03/94→04/02		→ 04/97; Scheibenbremse; <input type="checkbox"/>		24.3727-0304.2	580304	L= 1.612
				→ 04/97; Scheibenbremse; <input type="checkbox"/>		24.3727-0305.2	580305	L= 1.533
2.0 16V	97	03/97→04/02		→ 10/00; Scheibenbremse; <input type="checkbox"/>		24.3727-0304.2	580304	L= 1.612
				→ 10/00; Scheibenbremse; <input type="checkbox"/>		24.3727-0305.2	580305	L= 1.533
PEUGEOT - 306 Kasten/Kombi (N_, 7_) 07/93→08/02								
 Radbremszylinder								
1.4	55	03/96→07/01	➡	05/97→ 05/01; - ABS; <input type="checkbox"/>		24.3220-1615.3	020242	TRW GG
						24.3220-1617.3	020244	BDX GG
			➡	→ 04/97; - ABS; für Fahrzeuge ohne verstärktes Fahrwerk; Türenanzahl: 5; <input type="checkbox"/>		24.3220-1615.3	020242	TRW GG
						24.3220-1617.3	020244	BDX GG
			➡	→ 04/97; - ABS; für Fahrzeuge ohne verstärktes Fahrwerk; Türenanzahl: 5; <input type="checkbox"/>		24.3220-1616.3	020243	TRW GG
						24.3220-1618.3	020245	BDX GG
			➡	05/97→ 05/01; - ABS; <input type="checkbox"/>		24.3220-1616.3	020243	TRW GG
						24.3220-1618.3	020245	BDX GG
			➡	→ 04/97; - ABS; für Fahrzeuge mit verstärktem Fahrwerk; Türenanzahl: 3		24.3220-1702.3	020375	BDX GG
			➡	→ 04/97; + ABS; für Fahrzeuge ohne verstärktes Fahrwerk		24.3220-1702.3	020375	BDX GG
			➡	→Orga 08729; + ABS		24.3220-1711.3	020409	TRW GG
			➡	Orga 08730→; → 05/01; + ABS		24.3220-1717.3	020430	TRW ALU
1.8 D	44	05/97→06/00	➡	- ABS		24.3220-1702.3	020375	BDX GG
1.9 D	50	05/97→05/99	➡	+ ABS		24.3222-1714.3	020432	BDX GG
1.9 D	51	02/99→08/02	➡	→ 03/02; - ABS		24.3220-1702.3	020375	BDX GG
			➡	→ 03/02; + ABS		24.3222-1714.3	020432	BDX GG
1.9 D	68	02/94→04/99	➡	- ABS; für Fahrzeuge ohne verstärktes Fahrwerk; Türenanzahl: 5; <input type="checkbox"/>		24.3220-1615.3	020242	TRW GG
						24.3220-1617.3	020244	BDX GG
			➡	- ABS; für Fahrzeuge ohne verstärktes Fahrwerk; Türenanzahl: 5; <input type="checkbox"/>		24.3220-1616.3	020243	TRW GG
						24.3220-1618.3	020245	BDX GG
			➡	→ 08/95; + ABS		24.3220-1619.3	020246	TRW GG
			➡	+ ABS; für Fahrzeuge ohne verstärktes Fahrwerk		24.3220-1702.3	020375	BDX GG
			➡	- ABS; für Fahrzeuge mit verstärktem Fahrwerk; Türenanzahl: 3		24.3220-1702.3	020375	BDX GG
			➡	09/95→; →Orga 08729		24.3220-1711.3	020409	TRW GG
			➡	Orga 08730→		24.3220-1717.3	020430	TRW ALU
Zubehörsatz, Bremsbacken								
1.4	55	03/96→07/01	➡	→ 04/97; - ABS; für Fahrzeuge ohne verstärktes Fahrwerk; Türenanzahl: 5		03.0137-9086.2	669086	BDX
						03.0137-9175.2	669175	TRW
			➡	05/97→ 05/01; - ABS		03.0137-9086.2	669086	BDX
						03.0137-9175.2	669175	TRW
			➡	→ 05/01; + ABS		03.0137-9158.2	669158	TRW
			➡	→ 04/97; + ABS; für Fahrzeuge ohne verstärktes Fahrwerk		03.0137-9228.2	669228	BDX
			➡	→ 04/97; - ABS; für Fahrzeuge mit verstärktem Fahrwerk; Türenanzahl: 3		03.0137-9228.2	669228	BDX
1.8 D	44	05/97→06/00	➡			03.0137-9228.2	669228	BDX
1.9 D	50	05/97→05/99						
1.9 D	51	02/99→08/02	➡	→ 03/02		03.0137-9228.2	669228	BDX
1.9 D	68	02/94→04/99	➡	- ABS; für Fahrzeuge ohne verstärktes Fahrwerk; Türenanzahl: 5		03.0137-9086.2	669086	BDX
						03.0137-9175.2	669175	TRW
			➡	09/95→		03.0137-9158.2	669158	TRW
			➡	→ 08/95; + ABS		03.0137-9175.2	669175	TRW
			➡	+ ABS; für Fahrzeuge ohne verstärktes Fahrwerk		03.0137-9228.2	669228	BDX
➡	- ABS; für Fahrzeuge mit verstärktem Fahrwerk; Türenanzahl: 3		03.0137-9228.2	669228	BDX			
Bremstrommel								
1.4	55	03/96→07/01	➡	05/97→ 05/01; - ABS		24.0218-0016.1	480011	Ø 212 x 44,5 / 181 - RLG / - ABS Ring
→								

	kw				! #		
PEUGEOT - 306 Kasten/Kombi (N_, 7_) 07/93→08/02							
Bremstrommel							
1.4	55	03/96→07/01	➡	05/97→ 05/01; - ABS	24.0218-0716.2	480203	Ø 212 x 44,5 / 181 + RLG / - ABS Ring
			➡	→ 04/97; - ABS; für Fahrzeuge ohne verstärktes Fahrwerk; Türenanzahl: 5	24.0218-0016.1	480011	Ø 212 x 44,5 / 181 - RLG / - ABS Ring
					24.0218-0716.2	480203	Ø 212 x 44,5 / 181 + RLG / - ABS Ring
			➡	→ 05/01; + ABS	24.0220-3014.1	480090	Ø 247 x 46,5 / 204,5 - RLG / - ABS Ring
			➡	→ 04/97; - ABS; für Fahrzeuge mit verstärktem Fahrwerk; Türenanzahl: 3; BENDIX	24.0222-8017.1	480071	Ø 274 x 50,8 / 230
			➡	→ 04/97; + ABS; für Fahrzeuge ohne verstärktes Fahrwerk; BENDIX	24.0222-8017.1	480071	Ø 274 x 50,8 / 230
1.8 D	44	05/97→06/00	➡		24.0222-8017.1	480071	Ø 274 x 50,8 / 230
1.9 D	50	05/97→05/99	➡				
1.9 D	51	02/99→08/02	➡	→ 03/02	24.0222-8017.1	480071	Ø 274 x 50,8 / 230
1.9 D	68	02/94→04/99	➡	- ABS; für Fahrzeuge ohne verstärktes Fahrwerk; Türenanzahl: 5	24.0218-0016.1	480011	Ø 212 x 44,5 / 181 - RLG / - ABS Ring
					24.0218-0716.2	480203	Ø 212 x 44,5 / 181 + RLG / - ABS Ring
			➡	→ 08/95; + ABS; TRW	24.0218-0016.1	480011	Ø 212 x 44,5 / 181 - RLG / - ABS Ring
					24.0218-0716.2	480203	Ø 212 x 44,5 / 181 + RLG / - ABS Ring
			➡	09/95→	24.0220-3014.1	480090	Ø 247 x 46,5 / 204,5 - RLG / - ABS Ring
			➡	- ABS; für Fahrzeuge mit verstärktem Fahrwerk; Türenanzahl: 3; BENDIX	24.0222-8017.1	480071	Ø 274 x 50,8 / 230
			➡	+ ABS; für Fahrzeuge ohne verstärktes Fahrwerk; BENDIX	24.0222-8017.1	480071	Ø 274 x 50,8 / 230
Bremsbackensatz							
1.4	55	03/96→07/01	➡	05/97→ 05/01; - ABS	03.0137-0197.2	650197	TRW Ø 180 x 32 + HEB
					03.0137-0261.2	650261	BDX Ø 180 x 32
					03.0520-2520.3	692520	TRW Ø 180 x 32 + RZ / + Zub TopKit
					03.0520-2620.3	692620	BDX Ø 180 x 32 + RZ / + Zub TopKit
					03.0525-0004.3	EQ0004	TRW Ø 180 x 32 - RZ / + Zub Easy Quick
			➡	→ 04/97; - ABS; für Fahrzeuge ohne verstärktes Fahrwerk; Türenanzahl: 5	03.0137-0197.2	650197	TRW Ø 180 x 32 + HEB
					03.0137-0261.2	650261	BDX Ø 180 x 32
					03.0520-2520.3	692520	TRW Ø 180 x 32 + RZ / + Zub TopKit
					03.0520-2620.3	692620	BDX Ø 180 x 32 + RZ / + Zub TopKit
					03.0525-0004.3	EQ0004	TRW Ø 180 x 32 - RZ / + Zub Easy Quick
			➡	→ 05/01; + ABS	03.0137-0312.2	650312	TRW Ø 203 x 38
			➡	→ 04/97; - ABS; für Fahrzeuge mit verstärktem Fahrwerk; Türenanzahl: 3	03.0137-0370.2	650370	BDX Ø 229 x 42 + HEB
			➡	→ 04/97; + ABS; für Fahrzeuge ohne verstärktes Fahrwerk	03.0137-0370.2	650370	BDX Ø 229 x 42 + HEB
					03.0520-3220.3	693220	BDX Ø 229 x 42 + RZ / + Zub TopKit
			➡	→ 04/97; für Fahrzeuge mit verstärktem Fahrwerk; Türenanzahl: 3; + ABS	03.0520-3220.3	693220	BDX Ø 229 x 42 + RZ / + Zub TopKit
			➡	→Orga 08729; + ABS	03.0520-5720.3	695720	TRW Ø 203 x 39 + RZ / + Zub TopKit
			➡	Orga 08730→; → 05/01; + ABS	03.0520-6420.3	696420	TRW Ø 203 x 39 + RZ / + Zub TopKit
1.8 D	44	05/97→06/00	➡		03.0137-0370.2	650370	BDX Ø 229 x 42 + HEB
1.9 D	50	05/97→05/99	➡	+ ABS	03.0520-5822.3	695822	BDX Ø 229 x 42 + RZ / + Zub TopKit
			➡	- ABS	03.0520-6720.3	696720	BDX Ø 229 x 42 + RZ / + Zub TopKit
1.9 D	51	02/99→08/02	➡	→ 03/02	03.0137-0370.2	650370	BDX Ø 229 x 42 + HEB
			➡	→ 03/02; + ABS	03.0520-5822.3	695822	BDX Ø 229 x 42 + RZ / + Zub TopKit
→							

	kw			 	! #			
PEUGEOT - 306 Kasten/Kombi (N_, 7_) 07/93→08/02								
 Bremsbackensatz								
1.9 D	51	02/99→08/02	➔	→ 03/02; - ABS		03.0520-6720.3 696720	BDX Ø 229 x 42 + RZ / + Zub TopKit	
1.9 D	68	02/94→04/99	➔	- ABS; für Fahrzeuge ohne verstärktes Fahrwerk; Türenanzahl: 5		03.0137-0197.2 650197 03.0137-0261.2 650261 03.0520-2520.3 692520 03.0520-2620.3 692620 03.0525-0004.3 EQ0004	TRW Ø 180 x 32 + HEB BDX Ø 180 x 32 TRW Ø 180 x 32 + RZ / + Zub TopKit BDX Ø 180 x 32 + RZ / + Zub TopKit TRW Ø 180 x 32 - RZ / + Zub Easy Quick	
				➔	→ 08/95; + ABS		03.0137-0197.2 650197 03.0525-0004.3 EQ0004	TRW Ø 180 x 32 + HEB TRW Ø 180 x 32 - RZ / + Zub Easy Quick
				➔	09/95→		03.0137-0312.2 650312	TRW Ø 203 x 38
				➔	+ ABS; für Fahrzeuge ohne verstärktes Fahrwerk		03.0137-0370.2 650370 03.0520-3220.3 693220	BDX Ø 229 x 42 + HEB BDX Ø 229 x 42 + RZ / + Zub TopKit
				➔	- ABS; für Fahrzeuge mit verstärktem Fahrwerk; Türenanzahl: 3		03.0137-0370.2 650370	BDX Ø 229 x 42 + HEB
				➔	für Fahrzeuge mit verstärktem Fahrwerk; Türenanzahl: 3; + ABS		03.0520-3220.3 693220	BDX Ø 229 x 42 + RZ / + Zub TopKit
				➔	09/95→; →Orga 08729		03.0520-5720.3 695720	TRW Ø 203 x 39 + RZ / + Zub TopKit
				➔	Orga 08730→		03.0520-6420.3 696420	TRW Ø 203 x 39 + RZ / + Zub TopKit
				 Seilzug, Feststellbremse				
1.4	55	03/96→07/01		→ 05/01; Trommelbremse; <input type="checkbox"/>		24.3727-0818.2 580818	L= 1.656	
				→ 05/01; Trommelbremse; <input type="checkbox"/>		24.3727-0819.2 580819	L= 1.561	
1.8 D	44	05/97→06/00		Trommelbremse; <input type="checkbox"/>		24.3727-0822.2 580822	L= 1.608 + Zub	
1.9 D	50	05/97→05/99		Trommelbremse; <input type="checkbox"/>		24.3727-0823.2 580823	L= 1.690	
1.9 D	51	02/99→08/02		→ 03/02; Trommelbremse; <input type="checkbox"/>		24.3727-0822.2 580822	L= 1.608 + Zub	
				→ 03/02; Trommelbremse; <input type="checkbox"/>		24.3727-0823.2 580823	L= 1.690	
1.9 D	68	02/94→04/99		Trommelbremse; <input type="checkbox"/>		24.3727-0818.2 580818	L= 1.656	
				Trommelbremse; <input type="checkbox"/>		24.3727-0819.2 580819	L= 1.561	
2.0 HDi	66	08/98→06/00		Scheibenbremse; <input type="checkbox"/>		24.3727-0812.2 580812	L= 1.696	
				Scheibenbremse; <input type="checkbox"/>		24.3727-0813.2 580813	L= 1.614	
PEUGEOT - 306 Kasten/Schrägheck 04/93→08/01								
 Radbremszylinder								
1.4	55	03/96→07/01	➔	05/97→ 05/01; - ABS; <input type="checkbox"/>		24.3220-1615.3 020242 24.3220-1617.3 020244	TRW GG BDX GG	
				➔	→ 04/97; - ABS; für Fahrzeuge ohne verstärktes Fahrwerk; Türenanzahl: 5; <input type="checkbox"/>		24.3220-1615.3 020242 24.3220-1617.3 020244	TRW GG BDX GG
				➔	→ 04/97; - ABS; für Fahrzeuge ohne verstärktes Fahrwerk; Türenanzahl: 5; <input type="checkbox"/>		24.3220-1616.3 020243 24.3220-1618.3 020245	TRW GG BDX GG
				➔	05/97→ 05/01; - ABS; <input type="checkbox"/>		24.3220-1616.3 020243 24.3220-1618.3 020245	TRW GG BDX GG
				➔	→ 04/97; - ABS; für Fahrzeuge mit verstärktem Fahrwerk; Türenanzahl: 3		24.3220-1702.3 020375	BDX GG
				➔	→ 04/97; + ABS; für Fahrzeuge ohne verstärktes Fahrwerk		24.3220-1702.3 020375	BDX GG
				➔	→Orga 08729; + ABS		24.3220-1711.3 020409	TRW GG
				➔	Orga 08730→; → 05/01; + ABS		24.3220-1717.3 020430	TRW ALU
				1.8 D	44	04/93→05/99	➔	05/97→; - ABS; <input type="checkbox"/>
➔	→ 04/97; - ABS; für Fahrzeuge ohne verstärktes Fahrwerk; Türenanzahl: 5; <input type="checkbox"/>		24.3220-1615.3 020242 24.3220-1617.3 020244					TRW GG BDX GG
➔	→ 04/97; - ABS; für Fahrzeuge ohne verstärktes Fahrwerk; Türenanzahl: 5; <input type="checkbox"/>		24.3220-1616.3 020243 24.3220-1618.3 020245					TRW GG BDX GG
➔	05/97→; - ABS; <input type="checkbox"/>		24.3220-1616.3 020243 24.3220-1618.3 020245					TRW GG BDX GG
➔	→ 08/95; + ABS		24.3220-1619.3 020246					TRW GG
➔								











	kw				! #		
PEUGEOT - 306 Kasten/Schrägheck 04/93→08/01							
 Radbremszylinder							
1.8 D	44	04/93→05/99	➔	→ 04/97; + ABS; für Fahrzeuge ohne verstärktes Fahrwerk	24.3220-1702.3	020375	BDX GG
			➔	→ 04/97; - ABS; für Fahrzeuge mit verstärktem Fahrwerk; Türenanzahl: 3	24.3220-1702.3	020375	BDX GG
			➔	09/95→; →Orga 08729; + ABS	24.3220-1711.3	020409	TRW GG
			➔	Orga 08730→; + ABS	24.3220-1717.3	020430	TRW ALU
1.9 D	50 - 51	05/97→08/01	➔	- ABS;	24.3220-1615.3	020242	TRW GG
			➔	- ABS;	24.3220-1617.3	020244	BDX GG
			➔	- ABS;	24.3220-1616.3	020243	TRW GG
			➔	- ABS;	24.3220-1618.3	020245	BDX GG
			➔	+ ABS	24.3220-1702.3	020375	BDX GG
			➔	→Orga 08729; + ABS	24.3220-1711.3	020409	TRW GG
➔	Orga 08730→; + ABS	24.3220-1717.3	020430	TRW ALU			
Zubehörsatz, Bremsbacken							
1.4	55	03/96→07/01	➔	→ 04/97; - ABS; für Fahrzeuge ohne verstärktes Fahrwerk; Türenanzahl: 5	03.0137-9086.2	669086	BDX
			➔	05/97→ 05/01; - ABS	03.0137-9175.2	669175	TRW
			➔	→ 05/01; + ABS	03.0137-9086.2	669086	BDX
			➔	→ 05/01; + ABS	03.0137-9175.2	669175	TRW
			➔	→ 04/97; + ABS; für Fahrzeuge ohne verstärktes Fahrwerk	03.0137-9158.2	669158	TRW
			➔	→ 04/97; - ABS; für Fahrzeuge mit verstärktem Fahrwerk; Türenanzahl: 3	03.0137-9228.2	669228	BDX
1.8 D	44	04/93→05/99	➔	05/97→; - ABS	03.0137-9086.2	669086	BDX
			➔	05/97→; - ABS	03.0137-9175.2	669175	TRW
			➔	→ 04/97; - ABS; für Fahrzeuge ohne verstärktes Fahrwerk; Türenanzahl: 5	03.0137-9086.2	669086	BDX
			➔	→ 04/97; - ABS; für Fahrzeuge ohne verstärktes Fahrwerk; Türenanzahl: 5	03.0137-9175.2	669175	TRW
			➔	09/95→; + ABS	03.0137-9158.2	669158	TRW
			➔	→ 08/95; + ABS	03.0137-9175.2	669175	TRW
1.9 D	50 - 51	05/97→08/01	➔	→ 04/97; + ABS; für Fahrzeuge ohne verstärktes Fahrwerk	03.0137-9228.2	669228	BDX
			➔	→ 04/97; - ABS; für Fahrzeuge mit verstärktem Fahrwerk; Türenanzahl: 3	03.0137-9228.2	669228	BDX
			➔	05/97→; - ABS	03.0137-9086.2	669086	BDX
			➔	05/97→; - ABS	03.0137-9175.2	669175	TRW
			➔	+ ABS	03.0137-9158.2	669158	TRW
			➔	+ ABS	03.0137-9228.2	669228	BDX
 Bremstrommel							
1.4	55	03/96→07/01	➔	05/97→ 05/01; - ABS	24.0218-0016.1	480011	Ø 212 x 44,5 / 181 - RLG / - ABS Ring
			➔	05/97→ 05/01; - ABS	24.0218-0716.2	480203	Ø 212 x 44,5 / 181 + RLG / - ABS Ring
			➔	→ 04/97; - ABS; für Fahrzeuge ohne verstärktes Fahrwerk; Türenanzahl: 5	24.0218-0016.1	480011	Ø 212 x 44,5 / 181 - RLG / - ABS Ring
			➔	→ 04/97; - ABS; für Fahrzeuge ohne verstärktes Fahrwerk; Türenanzahl: 5	24.0218-0716.2	480203	Ø 212 x 44,5 / 181 + RLG / - ABS Ring
			➔	→ 05/01; + ABS	24.0220-3014.1	480090	Ø 247 x 46,5 / 204,5 - RLG / - ABS Ring
			➔	→ 04/97; - ABS; für Fahrzeuge mit verstärktem Fahrwerk; Türenanzahl: 3; BENDIX	24.0222-8017.1	480071	Ø 274 x 50,8 / 230
1.8 D	44	04/93→05/99	➔	→ 04/97; + ABS; für Fahrzeuge ohne verstärktes Fahrwerk; BENDIX	24.0222-8017.1	480071	Ø 274 x 50,8 / 230
			➔	05/97→; - ABS	24.0218-0016.1	480011	Ø 212 x 44,5 / 181 - RLG / - ABS Ring
			➔	05/97→; - ABS	24.0218-0716.2	480203	Ø 212 x 44,5 / 181 + RLG / - ABS Ring
			➔	→ 04/97; - ABS; für Fahrzeuge ohne verstärktes Fahrwerk; Türenanzahl: 5	24.0218-0016.1	480011	Ø 212 x 44,5 / 181 - RLG / - ABS Ring
			➔	→ 04/97; - ABS; für Fahrzeuge ohne verstärktes Fahrwerk; Türenanzahl: 5	24.0218-0716.2	480203	Ø 212 x 44,5 / 181 + RLG / - ABS Ring
			➔	→ 08/95; + ABS; TRW	24.0218-0016.1	480011	Ø 212 x 44,5 / 181 - RLG / - ABS Ring
➔	→ 08/95; + ABS; TRW	24.0218-0716.2	480203	Ø 212 x 44,5 / 181 + RLG / - ABS Ring			











	kw			 	! #		
PEUGEOT - 306 Kasten/Schrägheck 04/93→08/01							
Bremstrommel							
1.8 D	44	04/93→05/99	➡	09/95→; + ABS	24.0220-3014.1	480090	Ø 247 x 46,5 / 204,5 - RLG / - ABS Ring
			➡	→ 04/97; - ABS; für Fahrzeuge mit verstärktem Fahrwerk; Türenanzahl: 3; BENDIX	24.0222-8017.1	480071	Ø 274 x 50,8 / 230
			➡	→ 04/97; + ABS; für Fahrzeuge ohne verstärktes Fahrwerk; BENDIX	24.0222-8017.1	480071	Ø 274 x 50,8 / 230
1.9 D	50 - 51	05/97→08/01	➡	- ABS; Lucas	24.0218-0016.1	480011	Ø 212 x 44,5 / 181 - RLG / - ABS Ring
			➡	- ABS	24.0218-0716.2	480203	Ø 212 x 44,5 / 181 + RLG / - ABS Ring
			➡	+ ABS	24.0220-3014.1	480090	Ø 247 x 46,5 / 204,5 - RLG / - ABS Ring
Bremsbackensatz							
1.4	55	03/96→07/01	➡	05/97→ 05/01; - ABS	03.0137-0197.2	650197	TRW Ø 180 x 32 + HEB
					03.0137-0261.2	650261	BDX Ø 180 x 32
					03.0520-2520.3	692520	TRW Ø 180 x 32 + RZ / + Zub TopKit
					03.0520-2620.3	692620	BDX Ø 180 x 32 + RZ / + Zub TopKit
					03.0525-0004.3	EQ0004	TRW Ø 180 x 32 - RZ / + Zub Easy Quick
			➡	→ 04/97; - ABS; für Fahrzeuge ohne verstärktes Fahrwerk; Türenanzahl: 5	03.0137-0197.2	650197	TRW Ø 180 x 32 + HEB
					03.0137-0261.2	650261	BDX Ø 180 x 32
					03.0520-2520.3	692520	TRW Ø 180 x 32 + RZ / + Zub TopKit
					03.0520-2620.3	692620	BDX Ø 180 x 32 + RZ / + Zub TopKit
					03.0525-0004.3	EQ0004	TRW Ø 180 x 32 - RZ / + Zub Easy Quick
			➡	→ 05/01; + ABS	03.0137-0312.2	650312	TRW Ø 203 x 38
➡	→ 04/97; - ABS; für Fahrzeuge mit verstärktem Fahrwerk; Türenanzahl: 3	03.0137-0370.2	650370	BDX Ø 229 x 42 + HEB			
➡	→ 04/97; + ABS; für Fahrzeuge ohne verstärktes Fahrwerk	03.0137-0370.2	650370	BDX Ø 229 x 42 + HEB			
		03.0520-3220.3	693220	BDX Ø 229 x 42 + RZ / + Zub TopKit			
➡	→ 04/97; für Fahrzeuge mit verstärktem Fahrwerk; Türenanzahl: 3; + ABS	03.0520-3220.3	693220	BDX Ø 229 x 42 + RZ / + Zub TopKit			
➡	→ Orga 08729; + ABS	03.0520-5720.3	695720	TRW Ø 203 x 39 + RZ / + Zub TopKit			
➡	Orga 08730→; → 05/01; + ABS	03.0520-6420.3	696420	TRW Ø 203 x 39 + RZ / + Zub TopKit			
1.8 D	44	04/93→05/99	➡	→ 08/95; + ABS	03.0137-0197.2	650197	TRW Ø 180 x 32 + HEB
					03.0525-0004.3	EQ0004	TRW Ø 180 x 32 - RZ / + Zub Easy Quick
			➡	05/97→; - ABS	03.0137-0197.2	650197	TRW Ø 180 x 32 + HEB
					03.0137-0261.2	650261	BDX Ø 180 x 32
					03.0520-2520.3	692520	TRW Ø 180 x 32 + RZ / + Zub TopKit
					03.0520-2620.3	692620	BDX Ø 180 x 32 + RZ / + Zub TopKit
					03.0525-0004.3	EQ0004	TRW Ø 180 x 32 - RZ / + Zub Easy Quick
			➡	→ 04/97; - ABS; für Fahrzeuge ohne verstärktes Fahrwerk; Türenanzahl: 5	03.0137-0197.2	650197	TRW Ø 180 x 32 + HEB
					03.0137-0261.2	650261	BDX Ø 180 x 32
					03.0520-2520.3	692520	TRW Ø 180 x 32 + RZ / + Zub TopKit
					03.0520-2620.3	692620	BDX Ø 180 x 32 + RZ / + Zub TopKit
		03.0525-0004.3	EQ0004	TRW Ø 180 x 32 - RZ / + Zub Easy Quick			
➡	09/95→; + ABS	03.0137-0312.2	650312	TRW Ø 203 x 38			
➡	→ 04/97; - ABS; für Fahrzeuge mit verstärktem Fahrwerk; Türenanzahl: 3	03.0137-0370.2	650370	BDX Ø 229 x 42 + HEB			
➡	→ 04/97; + ABS; für Fahrzeuge ohne verstärktes Fahrwerk	03.0137-0370.2	650370	BDX Ø 229 x 42 + HEB			
		03.0520-3220.3	693220	BDX Ø 229 x 42 + RZ / + Zub TopKit			








→










	kw				! #			
PEUGEOT - 306 Kasten/Schrägheck 04/93→08/01								
Bremsbackensatz								
1.8 D	44	04/93→05/99	➔	→ 04/97; für Fahrzeuge mit verstärktem Fahrwerk; Türenanzahl: 3; + ABS	03.0520-3220.3	693220	BDX Ø 229 x 42 + RZ / + Zub TopKit	
			➔	09/95→; →Orga 08729; + ABS	03.0520-5720.3	695720	TRW Ø 203 x 39 + RZ / + Zub TopKit	
			➔	Orga 08730→; + ABS	03.0520-6420.3	696420	TRW Ø 203 x 39 + RZ / + Zub TopKit	
1.9 D	50 - 51	05/97→08/01	➔	- ABS	03.0137-0197.2	650197	TRW Ø 180 x 32 + HEB	
					03.0137-0261.2	650261	BDX Ø 180 x 32	
					03.0520-2520.3	692520	TRW Ø 180 x 32 + RZ / + Zub TopKit	
					03.0520-2620.3	692620	BDX Ø 180 x 32 + RZ / + Zub TopKit	
					03.0525-0004.3	EQ0004	TRW Ø 180 x 32 - RZ / + Zub Easy Quick	
			➔	+ ABS	03.0137-0312.2	650312	TRW Ø 203 x 38	
				03.0137-0370.2	650370	BDX Ø 229 x 42 + HEB		
				03.0520-3220.3	693220	BDX Ø 229 x 42 + RZ / + Zub TopKit		
➔			→Orga 08729; + ABS	03.0520-5720.3	695720	TRW Ø 203 x 39 + RZ / + Zub TopKit		
➔			Orga 08730→; + ABS	03.0520-6420.3	696420	TRW Ø 203 x 39 + RZ / + Zub TopKit		
Seilzug, Feststellbremse								
1.4	55	03/96→07/01		→ 05/01; Trommelbremse; <input type="checkbox"/>	24.3727-0818.2	580818	L= 1.656	
				→ 05/01; Trommelbremse; <input type="checkbox"/>	24.3727-0819.2	580819	L= 1.561	
1.8 D	44	04/93→05/99		Trommelbremse; <input type="checkbox"/>	24.3727-0818.2	580818	L= 1.656	
1.9 D	50 - 51	05/97→08/01		Trommelbremse; <input type="checkbox"/>	24.3727-0819.2	580819	L= 1.561	
PEUGEOT - 306 Schrägheck (7A, 7C, N3, N5) 01/93→10/03								
Radbremszylinder								
1.1	44	05/93→05/01	➔	03/94→ 04/97; - ABS; <input type="checkbox"/>	24.3220-1615.3	020242	TRW GG	
					24.3220-1617.3	020244	BDX GG	
			➔	03/94→ 04/97; - ABS; <input type="checkbox"/>	24.3220-1616.3	020243	TRW GG	
					24.3220-1618.3	020245	BDX GG	
			➔	03/94→ 08/95; + ABS	2	24.3220-1619.3	020246	TRW GG
			➔	03/94→ 04/97; + ABS	2	24.3220-1702.3	020375	BDX GG
			09/95→; →Orga 08729; + ABS	2	24.3220-1711.3	020409	TRW GG	
1.4 1.8 D 1.9 D	55 43 47 - 50	04/93→07/01 05/93→05/01 05/93→05/01	➔	05/97→; - ABS; <input type="checkbox"/>	24.3220-1615.3	020242	TRW GG	
					24.3220-1617.3	020244	BDX GG	
			➔	→ 04/97; - ABS; für Fahrzeuge ohne verstärktes Fahrwerk; Türenanzahl: 5; <input type="checkbox"/>	24.3220-1615.3	020242	TRW GG	
					24.3220-1617.3	020244	BDX GG	
			➔	→ 04/97; - ABS; für Fahrzeuge ohne verstärktes Fahrwerk; Türenanzahl: 5; <input type="checkbox"/>	24.3220-1616.3	020243	TRW GG	
					24.3220-1618.3	020245	BDX GG	
			➔	05/97→; - ABS; <input type="checkbox"/>	24.3220-1616.3	020243	TRW GG	
					24.3220-1618.3	020245	BDX GG	
			➔	→ 08/95; + ABS	2	24.3220-1619.3	020246	TRW GG
			➔	→ 04/97; - ABS; für Fahrzeuge mit verstärktem Fahrwerk; Türenanzahl: 3	2	24.3220-1702.3	020375	BDX GG
			➔	→ 04/97; + ABS; für Fahrzeuge ohne verstärktes Fahrwerk	2	24.3220-1702.3	020375	BDX GG
			➔	05/97→	2	24.3220-1702.3	020375	BDX GG
➔	09/95→; →Orga 08729; + ABS	2	24.3220-1711.3	020409	TRW GG			
➔	Orga 08730→; + ABS	2	24.3220-1717.3	020430	TRW ALU			
1.6	65	05/93→10/00	➔	- ABS; <input type="checkbox"/>	24.3220-1615.3	020242	TRW GG	
					24.3220-1617.3	020244	BDX GG	
			➔	- ABS; <input type="checkbox"/>	24.3220-1616.3	020243	TRW GG	
					24.3220-1618.3	020245	BDX GG	
			➔	→ 08/95; + ABS	2	24.3220-1619.3	020246	TRW GG
			09/95→; →Orga 08729; + ABS	2	24.3220-1711.3	020409	TRW GG	
1.6	72	10/00→05/01	➔	- ABS; <input type="checkbox"/>	24.3220-1615.3	020242	TRW GG	
					24.3220-1617.3	020244	BDX GG	
			➔	- ABS; <input type="checkbox"/>	24.3220-1616.3	020243	TRW GG	








	kw			 	! #		
PEUGEOT - 306 Schrägheck (7A, 7C, N3, N5) 01/93→10/03							
 Radbremszylinder							
1.6	72	10/00→05/01	➡	- ABS; <input type="checkbox"/>		24.3220-1618.3 020245	BDX GG
			➡	Orga 08730→; + ABS	2	24.3220-1717.3 020430	TRW ALU
1.8	74	05/93→05/01	➡	- ABS; <input type="checkbox"/>		24.3220-1615.3 020242	TRW GG
						24.3220-1617.3 020244	BDX GG
			➡	- ABS; <input type="checkbox"/>		24.3220-1616.3 020243	TRW GG
						24.3220-1618.3 020245	BDX GG
			➡	→ 08/95; + ABS	2	24.3220-1619.3 020246	TRW GG
			➡	09/95→; →Orga 08729; + ABS	2	24.3220-1711.3 020409	TRW GG
			➡	Orga 08730→; + ABS	2	24.3220-1717.3 020430	TRW ALU
1.8 D	44	04/93→05/99	➡	05/97→; - ABS; <input type="checkbox"/>		24.3220-1615.3 020242	TRW GG
						24.3220-1617.3 020244	BDX GG
			➡	→ 04/97; - ABS; für Fahrzeuge ohne verstärktes Fahrwerk; Türenanzahl: 5; <input type="checkbox"/>		24.3220-1615.3 020242	TRW GG
						24.3220-1617.3 020244	BDX GG
			➡	→ 04/97; - ABS; für Fahrzeuge ohne verstärktes Fahrwerk; Türenanzahl: 5; <input type="checkbox"/>		24.3220-1616.3 020243	TRW GG
						24.3220-1618.3 020245	BDX GG
			➡	05/97→; - ABS; <input type="checkbox"/>		24.3220-1616.3 020243	TRW GG
						24.3220-1618.3 020245	BDX GG
			➡	→ 08/95; + ABS	2	24.3220-1619.3 020246	TRW GG
			➡	→ 04/97; - ABS; für Fahrzeuge mit verstärktem Fahrwerk; Türenanzahl: 3	2	24.3220-1702.3 020375	BDX GG
			➡	→ 04/97; + ABS; für Fahrzeuge ohne verstärktes Fahrwerk	2	24.3220-1702.3 020375	BDX GG
			➡	09/95→; →Orga 08729; + ABS	2	24.3220-1711.3 020409	TRW GG
			➡	Orga 08730→; + ABS	2	24.3220-1717.3 020430	TRW ALU
1.9 D	51 - 55	03/98→05/01	➡	- ABS; <input type="checkbox"/>		24.3220-1615.3 020242	TRW GG
						24.3220-1617.3 020244	BDX GG
			➡	- ABS; <input type="checkbox"/>		24.3220-1616.3 020243	TRW GG
						24.3220-1618.3 020245	BDX GG
			➡		2	24.3220-1702.3 020375	BDX GG
			➡	→Orga 08729; + ABS	2	24.3220-1711.3 020409	TRW GG
			➡	Orga 08730→; + ABS	2	24.3220-1717.3 020430	TRW ALU
1.9 D	68	01/93→12/97	➡	10/94→; - ABS; <input type="checkbox"/>		24.3220-1615.3 020242	TRW GG
						24.3220-1617.3 020244	BDX GG
			➡	10/93→; - ABS; für Fahrzeuge ohne verstärktes Fahrwerk; Türenanzahl: 5; <input type="checkbox"/>		24.3220-1615.3 020242	TRW GG
						24.3220-1617.3 020244	BDX GG
			➡	10/93→; - ABS; für Fahrzeuge ohne verstärktes Fahrwerk; Türenanzahl: 5; <input type="checkbox"/>		24.3220-1616.3 020243	TRW GG
						24.3220-1618.3 020245	BDX GG
			➡	10/94→; - ABS; <input type="checkbox"/>		24.3220-1616.3 020243	TRW GG
						24.3220-1618.3 020245	BDX GG
			➡	10/93→ 08/95; + ABS	2	24.3220-1619.3 020246	TRW GG
			➡	10/94→ 08/95; + ABS	2	24.3220-1619.3 020246	TRW GG
			➡	10/94→; + ABS	2	24.3220-1702.3 020375	BDX GG
			➡	10/93→; + ABS; für Fahrzeuge ohne verstärktes Fahrwerk	2	24.3220-1702.3 020375	BDX GG
			➡	10/93→; - ABS; für Fahrzeuge mit verstärktem Fahrwerk; Türenanzahl: 3	2	24.3220-1702.3 020375	BDX GG
			➡	09/95→; →Orga 08729	2	24.3220-1711.3 020409	TRW GG
			➡	Orga 08730→	2	24.3220-1717.3 020430	TRW ALU
1.9 DT	66	05/93→05/01	➡	10/93→; - ABS; für Fahrzeuge ohne verstärktes Fahrwerk; Türenanzahl: 5; <input type="checkbox"/>		24.3220-1615.3 020242	TRW GG
						24.3220-1617.3 020244	BDX GG
			➡	10/93→; - ABS; für Fahrzeuge ohne verstärktes Fahrwerk; Türenanzahl: 5; <input type="checkbox"/>		24.3220-1616.3 020243	TRW GG
						24.3220-1618.3 020245	BDX GG
			➡	10/93→ 08/95; + ABS	2	24.3220-1619.3 020246	TRW GG
			➡	10/93→; + ABS; für Fahrzeuge ohne verstärktes Fahrwerk	2	24.3220-1702.3 020375	BDX GG
			➡	10/93→; - ABS; für Fahrzeuge mit verstärktem Fahrwerk; Türenanzahl: 3	2	24.3220-1702.3 020375	BDX GG
			➡	09/95→; →Orga 08729	2	24.3220-1711.3 020409	TRW GG
			➡	Orga 08730→	2	24.3220-1717.3 020430	TRW ALU
1.9 Td	52	07/95→08/00	➡	- ABS; für Fahrzeuge ohne verstärktes Fahrwerk; Türenanzahl: 5; <input type="checkbox"/>		24.3220-1615.3 020242	TRW GG
→							








	kw			 	! #			
PEUGEOT - 306 Schrägheck (7A, 7C, N3, N5) 01/93→10/03								
 Radbremszylinder								
1.9 Td	52	07/95→08/00	➡	- ABS; für Fahrzeuge ohne verstärktes Fahrwerk; Türenanzahl: 5; 	24.3220-1617.3	020244	BDX GG	
			➡	- ABS; für Fahrzeuge ohne verstärktes Fahrwerk; Türenanzahl: 5; 	24.3220-1616.3	020243	TRW GG	
					24.3220-1618.3	020245	BDX GG	
			➡	→ 08/95; + ABS	2	24.3220-1619.3	020246	TRW GG
			➡	+ ABS; für Fahrzeuge ohne verstärktes Fahrwerk	2	24.3220-1702.3	020375	BDX GG
			➡	- ABS; für Fahrzeuge mit verstärktem Fahrwerk; Türenanzahl: 3	2	24.3220-1702.3	020375	BDX GG
			➡	09/95→; →Orga 08729	2	24.3220-1711.3	020409	TRW GG
			➡	Orga 08730→	2	24.3220-1717.3	020430	TRW ALU
Zubehörsatz, Bremsbacken								
1.1	44	05/93→05/01	➡	03/94→ 04/97; - ABS	03.0137-9086.2	669086	BDX	
					03.0137-9175.2	669175	TRW	
			➡	09/95→ 04/97; + ABS	03.0137-9158.2	669158	TRW	
			➡	03/94→ 08/95; + ABS	03.0137-9175.2	669175	TRW	
			➡	03/94→ 04/97; + ABS	03.0137-9228.2	669228	BDX	
1.4 1.8 D 1.9 D	55 43 47 - 50	04/93→07/01 05/93→05/01 05/93→05/01	➡	05/97→; - ABS	03.0137-9086.2	669086	BDX	
					03.0137-9175.2	669175	TRW	
			➡	→ 04/97; - ABS; für Fahrzeuge ohne verstärktes Fahrwerk; Türenanzahl: 5	03.0137-9086.2	669086	BDX	
					03.0137-9175.2	669175	TRW	
			➡	09/95→; + ABS	03.0137-9158.2	669158	TRW	
			➡	→ 08/95; + ABS	03.0137-9175.2	669175	TRW	
			➡	→ 04/97; + ABS; für Fahrzeuge ohne verstärktes Fahrwerk	03.0137-9228.2	669228	BDX	
			➡	→ 04/97; - ABS; für Fahrzeuge mit verstärktem Fahrwerk; Türenanzahl: 3	03.0137-9228.2	669228	BDX	
			➡	05/97→	03.0137-9228.2	669228	BDX	
1.6 1.8	65 74	05/93→10/00 05/93→05/01	➡	- ABS	03.0137-9086.2	669086	BDX	
					03.0137-9175.2	669175	TRW	
			➡	09/95→; + ABS	03.0137-9158.2	669158	TRW	
			➡	→ 08/95; + ABS	03.0137-9175.2	669175	TRW	
1.6	72	10/00→05/01	➡	- ABS	03.0137-9086.2	669086	BDX	
					03.0137-9175.2	669175	TRW	
			➡	+ ABS	03.0137-9158.2	669158	TRW	
1.8 D	44	04/93→05/99	➡	05/97→; - ABS	03.0137-9086.2	669086	BDX	
					03.0137-9175.2	669175	TRW	
			➡	→ 04/97; - ABS; für Fahrzeuge ohne verstärktes Fahrwerk; Türenanzahl: 5	03.0137-9086.2	669086	BDX	
					03.0137-9175.2	669175	TRW	
			➡	09/95→; + ABS	03.0137-9158.2	669158	TRW	
			➡	→ 08/95; + ABS	03.0137-9175.2	669175	TRW	
			➡	→ 04/97; + ABS; für Fahrzeuge ohne verstärktes Fahrwerk	03.0137-9228.2	669228	BDX	
			➡	→ 04/97; - ABS; für Fahrzeuge mit verstärktem Fahrwerk; Türenanzahl: 3	03.0137-9228.2	669228	BDX	
1.9 D	51 - 55	03/98→05/01	➡	- ABS	03.0137-9086.2	669086	BDX	
					03.0137-9175.2	669175	TRW	
			➡	+ ABS	03.0137-9158.2	669158	TRW	
			➡		03.0137-9228.2	669228	BDX	
1.9 D	68	01/93→12/97	➡	10/94→ 08/95; - ABS	03.0137-9086.2	669086	BDX	
			➡	10/93→; - ABS; für Fahrzeuge ohne verstärktes Fahrwerk; Türenanzahl: 5	03.0137-9086.2	669086	BDX	
					03.0137-9175.2	669175	TRW	
			➡	09/95→	03.0137-9158.2	669158	TRW	
			➡	10/93→ 08/95; + ABS	03.0137-9175.2	669175	TRW	
			➡	10/94→ 08/95	03.0137-9175.2	669175	TRW	
			➡	10/93→; + ABS; für Fahrzeuge ohne verstärktes Fahrwerk	03.0137-9228.2	669228	BDX	
			➡	10/93→; - ABS; für Fahrzeuge mit verstärktem Fahrwerk; Türenanzahl: 3	03.0137-9228.2	669228	BDX	
			➡	10/94→; + ABS	03.0137-9228.2	669228	BDX	
→								








	kw			 	! #		
PEUGEOT - 306 Schrägheck (7A, 7C, N3, N5) 01/93→10/03							
Zubehörsatz, Bremsbacken							
1.9 DT	66	05/93→05/01	➡	10/93→; - ABS; für Fahrzeuge ohne verstärktes Fahrwerk; Türenanzahl: 5	03.0137-9086.2	669086	BDX
					03.0137-9175.2	669175	TRW
			➡	09/95→	03.0137-9158.2	669158	TRW
			➡	10/93→ 08/95; + ABS	03.0137-9175.2	669175	TRW
			➡	10/93→; + ABS; für Fahrzeuge ohne verstärktes Fahrwerk	03.0137-9228.2	669228	BDX
		➡	10/93→; - ABS; für Fahrzeuge mit verstärktem Fahrwerk; Türenanzahl: 3	03.0137-9228.2	669228	BDX	
1.9 Td	52	07/95→08/00	➡	- ABS; für Fahrzeuge ohne verstärktes Fahrwerk; Türenanzahl: 5	03.0137-9086.2	669086	BDX
					03.0137-9175.2	669175	TRW
			➡	09/95→	03.0137-9158.2	669158	TRW
			➡	→ 08/95; + ABS	03.0137-9175.2	669175	TRW
			➡	+ ABS; für Fahrzeuge ohne verstärktes Fahrwerk	03.0137-9228.2	669228	BDX
		➡	- ABS; für Fahrzeuge mit verstärktem Fahrwerk; Türenanzahl: 3	03.0137-9228.2	669228	BDX	
Bremstrommel							
1.1	44	05/93→05/01	➡	03/94→ 04/97; - ABS	24.0218-0016.1	480011	Ø 212 x 44,5 / 181 - RLG / - ABS Ring
					24.0218-0716.2	480203	Ø 212 x 44,5 / 181 + RLG / - ABS Ring
			➡	03/94→ 08/95; + ABS; TRW	24.0218-0016.1	480011	Ø 212 x 44,5 / 181 - RLG / - ABS Ring
					24.0218-0716.2	480203	Ø 212 x 44,5 / 181 + RLG / - ABS Ring
		➡	09/95→ 04/97; + ABS	24.0220-3014.1	480090	Ø 247 x 46,5 / 204,5 - RLG / - ABS Ring	
		➡	03/94→ 04/97; + ABS; BENDIX	24.0222-8017.1	480071	Ø 274 x 50,8 / 230	
1.4 1.8 D 1.9 D	55 43 47 - 50	04/93→07/01 05/93→05/01 05/93→05/01	➡	05/97→; - ABS	24.0218-0016.1	480011	Ø 212 x 44,5 / 181 - RLG / - ABS Ring
					24.0218-0716.2	480203	Ø 212 x 44,5 / 181 + RLG / - ABS Ring
			➡	→ 04/97; - ABS; für Fahrzeuge ohne verstärktes Fahrwerk; Türenanzahl: 5	24.0218-0016.1	480011	Ø 212 x 44,5 / 181 - RLG / - ABS Ring
					24.0218-0716.2	480203	Ø 212 x 44,5 / 181 + RLG / - ABS Ring
			➡	→ 08/95; + ABS; TRW	24.0218-0016.1	480011	Ø 212 x 44,5 / 181 - RLG / - ABS Ring
					24.0218-0716.2	480203	Ø 212 x 44,5 / 181 + RLG / - ABS Ring
			➡	09/95→; + ABS	24.0220-3014.1	480090	Ø 247 x 46,5 / 204,5 - RLG / - ABS Ring
			➡	→ 04/97; - ABS; für Fahrzeuge mit verstärktem Fahrwerk; Türenanzahl: 3; BENDIX	24.0222-8017.1	480071	Ø 274 x 50,8 / 230
➡	→ 04/97; + ABS; für Fahrzeuge ohne verstärktes Fahrwerk; BENDIX	24.0222-8017.1	480071	Ø 274 x 50,8 / 230			
		➡	05/97→; BENDIX	24.0222-8017.1	480071	Ø 274 x 50,8 / 230	
1.6 1.8	65 74	05/93→10/00 05/93→05/01	➡	- ABS	24.0218-0016.1	480011	Ø 212 x 44,5 / 181 - RLG / - ABS Ring
					24.0218-0716.2	480203	Ø 212 x 44,5 / 181 + RLG / - ABS Ring
			➡	→ 08/95; + ABS; TRW	24.0218-0016.1	480011	Ø 212 x 44,5 / 181 - RLG / - ABS Ring
		➡	09/95→; + ABS	24.0220-3014.1	480090	Ø 247 x 46,5 / 204,5 - RLG / - ABS Ring	
1.6	72	10/00→05/01	➡	- ABS	24.0218-0016.1	480011	Ø 212 x 44,5 / 181 - RLG / - ABS Ring
					24.0218-0716.2	480203	Ø 212 x 44,5 / 181 + RLG / - ABS Ring
		➡	+ ABS	24.0220-3014.1	480090	Ø 247 x 46,5 / 204,5 - RLG / - ABS Ring	
1.8 D	44	04/93→05/99	➡	05/97→; - ABS	24.0218-0016.1	480011	Ø 212 x 44,5 / 181 - RLG / - ABS Ring
					24.0218-0716.2	480203	Ø 212 x 44,5 / 181 + RLG / - ABS Ring
→							











	kw			 	! #		
PEUGEOT - 306 Schrägheck (7A, 7C, N3, N5) 01/93→10/03							
Bremstrommel							
1.8 D	44	04/93→05/99	➔	→ 04/97; - ABS; für Fahrzeuge ohne verstärktes Fahrwerk; Türenanzahl: 5	24.0218-0016.1	480011	Ø 212 x 44,5 / 181 - RLG / - ABS Ring
					24.0218-0716.2	480203	Ø 212 x 44,5 / 181 + RLG / - ABS Ring
			➔	→ 08/95; + ABS; TRW	24.0218-0016.1	480011	Ø 212 x 44,5 / 181 - RLG / - ABS Ring
					24.0218-0716.2	480203	Ø 212 x 44,5 / 181 + RLG / - ABS Ring
			➔	09/95→; + ABS	24.0220-3014.1	480090	Ø 247 x 46,5 / 204,5 - RLG / - ABS Ring
1.9 D	51 - 55	03/98→05/01	➔	- ABS	24.0218-0016.1	480011	Ø 212 x 44,5 / 181 - RLG / - ABS Ring
					24.0218-0716.2	480203	Ø 212 x 44,5 / 181 + RLG / - ABS Ring
			➔	+ ABS	24.0220-3014.1	480090	Ø 247 x 46,5 / 204,5 - RLG / - ABS Ring
1.9 D	68	01/93→12/97	➔	10/94→ 08/95; Lucas	24.0218-0016.1	480011	Ø 212 x 44,5 / 181 - RLG / - ABS Ring
			➔	10/93→; - ABS; für Fahrzeuge ohne verstärktes Fahrwerk; Türenanzahl: 5	24.0218-0016.1	480011	Ø 212 x 44,5 / 181 - RLG / - ABS Ring
					24.0218-0716.2	480203	Ø 212 x 44,5 / 181 + RLG / - ABS Ring
			➔	10/93→ 08/95; + ABS; TRW	24.0218-0016.1	480011	Ø 212 x 44,5 / 181 - RLG / - ABS Ring
					24.0218-0716.2	480203	Ø 212 x 44,5 / 181 + RLG / - ABS Ring
			➔	10/94→ 08/95	24.0218-0716.2	480203	Ø 212 x 44,5 / 181 + RLG / - ABS Ring
			➔	09/95→	24.0220-3014.1	480090	Ø 247 x 46,5 / 204,5 - RLG / - ABS Ring
			➔	10/93→; - ABS; für Fahrzeuge mit verstärktem Fahrwerk; Türenanzahl: 3; BENDIX	24.0222-8017.1	480071	Ø 274 x 50,8 / 230
1.9 DT	66	05/93→05/01	➔	10/93→; - ABS; für Fahrzeuge ohne verstärktes Fahrwerk; Türenanzahl: 5	24.0218-0016.1	480011	Ø 212 x 44,5 / 181 - RLG / - ABS Ring
					24.0218-0716.2	480203	Ø 212 x 44,5 / 181 + RLG / - ABS Ring
			➔	10/93→ 08/95; + ABS; TRW	24.0218-0016.1	480011	Ø 212 x 44,5 / 181 - RLG / - ABS Ring
		24.0218-0716.2	480203	Ø 212 x 44,5 / 181 + RLG / - ABS Ring			
➔	09/95→	24.0220-3014.1	480090	Ø 247 x 46,5 / 204,5 - RLG / - ABS Ring			
➔	10/93→; - ABS; für Fahrzeuge mit verstärktem Fahrwerk; Türenanzahl: 3; BENDIX	24.0222-8017.1	480071	Ø 274 x 50,8 / 230			
➔	10/93→; + ABS; für Fahrzeuge ohne verstärktes Fahrwerk; BENDIX	24.0222-8017.1	480071	Ø 274 x 50,8 / 230			
1.9 Td	52	07/95→08/00	➔	- ABS; für Fahrzeuge ohne verstärktes Fahrwerk; Türenanzahl: 5	24.0218-0016.1	480011	Ø 212 x 44,5 / 181 - RLG / - ABS Ring
					24.0218-0716.2	480203	Ø 212 x 44,5 / 181 + RLG / - ABS Ring
			➔	→ 08/95; + ABS; TRW	24.0218-0016.1	480011	Ø 212 x 44,5 / 181 - RLG / - ABS Ring
					24.0218-0716.2	480203	Ø 212 x 44,5 / 181 + RLG / - ABS Ring
			➔	09/95→	24.0220-3014.1	480090	Ø 247 x 46,5 / 204,5 - RLG / - ABS Ring
		24.0222-8017.1	480071	Ø 274 x 50,8 / 230			
➔	+ ABS; für Fahrzeuge ohne verstärktes Fahrwerk; BENDIX	24.0222-8017.1	480071	Ø 274 x 50,8 / 230			

























→
















	kw					! #		
PEUGEOT - 306 Schrägheck (7A, 7C, N3, N5) 01/93→10/03								
Bremsbackensatz								
1.1	44	05/93→05/01	➔	03/94→08/95; + ABS		03.0137-0197.2 650197 03.0525-0004.3 EQ0004	TRW Ø 180 x 32 + HEB TRW Ø 180 x 32 - RZ / + Zub Easy Quick	
			➔	03/94→04/97; - ABS		03.0137-0197.2 650197 03.0137-0261.2 650261 03.0520-2520.3 692520 03.0520-2620.3 692620 03.0525-0004.3 EQ0004	TRW Ø 180 x 32 + HEB BDX Ø 180 x 32 TRW Ø 180 x 32 + RZ / + Zub TopKit BDX Ø 180 x 32 + RZ / + Zub TopKit TRW Ø 180 x 32 - RZ / + Zub Easy Quick	
			➔	09/95→04/97; + ABS		03.0137-0312.2 650312	TRW Ø 203 x 38	
			➔	03/94→04/97; + ABS		03.0137-0370.2 650370 03.0520-3220.3 693220	BDX Ø 229 x 42 + HEB BDX Ø 229 x 42 + RZ / + Zub TopKit	
			➔	09/95→; →Orga 08729; + ABS		03.0520-5720.3 695720	TRW Ø 203 x 39 + RZ / + Zub TopKit	
1.4 1.8 D 1.9 D	55 43 47 - 50	04/93→07/01 05/93→05/01 05/93→05/01	➔	05/97→; - ABS		03.0137-0197.2 650197 03.0137-0261.2 650261 03.0520-2520.3 692520 03.0520-2620.3 692620 03.0525-0004.3 EQ0004	TRW Ø 180 x 32 + HEB BDX Ø 180 x 32 TRW Ø 180 x 32 + RZ / + Zub TopKit BDX Ø 180 x 32 + RZ / + Zub TopKit TRW Ø 180 x 32 - RZ / + Zub Easy Quick	
			➔	→ 08/95; + ABS		03.0137-0197.2 650197 03.0525-0004.3 EQ0004	TRW Ø 180 x 32 + HEB TRW Ø 180 x 32 - RZ / + Zub Easy Quick	
			➔	→ 04/97; - ABS; für Fahrzeuge ohne verstärktes Fahrwerk; Türenanzahl: 5		03.0137-0197.2 650197 03.0137-0261.2 650261 03.0520-2520.3 692520 03.0520-2620.3 692620 03.0525-0004.3 EQ0004	TRW Ø 180 x 32 + HEB BDX Ø 180 x 32 TRW Ø 180 x 32 + RZ / + Zub TopKit BDX Ø 180 x 32 + RZ / + Zub TopKit TRW Ø 180 x 32 - RZ / + Zub Easy Quick	
			➔	09/95→; + ABS		03.0137-0312.2 650312	TRW Ø 203 x 38	
			➔	05/97→		03.0137-0370.2 650370	BDX Ø 229 x 42 + HEB	
			➔	→ 04/97; - ABS; für Fahrzeuge mit verstärktem Fahrwerk; Türenanzahl: 3		03.0137-0370.2 650370	BDX Ø 229 x 42 + HEB	
			➔	→ 04/97; + ABS; für Fahrzeuge ohne verstärktes Fahrwerk		03.0137-0370.2 650370 03.0520-3220.3 693220	BDX Ø 229 x 42 + HEB BDX Ø 229 x 42 + RZ / + Zub TopKit	
			➔	→ 04/97; für Fahrzeuge mit verstärktem Fahrwerk; Türenanzahl: 3; + ABS		03.0520-3220.3 693220	BDX Ø 229 x 42 + RZ / + Zub TopKit	
			➔	05/97→; + ABS		03.0520-3220.3 693220	BDX Ø 229 x 42 + RZ / + Zub TopKit	
			➔	09/95→; →Orga 08729; + ABS		03.0520-5720.3 695720	TRW Ø 203 x 39 + RZ / + Zub TopKit	
			➔	Orga 08730→; + ABS		03.0520-6420.3 696420	TRW Ø 203 x 39 + RZ / + Zub TopKit	
1.6	65	05/93→10/00	➔	→ 08/95; + ABS		03.0137-0197.2 650197 03.0525-0004.3 EQ0004	TRW Ø 180 x 32 + HEB TRW Ø 180 x 32 - RZ / + Zub Easy Quick	
			➔	- ABS		03.0137-0197.2 650197 03.0137-0261.2 650261 03.0520-2520.3 692520 03.0520-2620.3 692620 03.0525-0004.3 EQ0004	TRW Ø 180 x 32 + HEB BDX Ø 180 x 32 TRW Ø 180 x 32 + RZ / + Zub TopKit BDX Ø 180 x 32 + RZ / + Zub TopKit TRW Ø 180 x 32 - RZ / + Zub Easy Quick	
			➔	09/95→; + ABS		03.0137-0312.2 650312	TRW Ø 203 x 38	
			➔	09/95→; →Orga 08729; + ABS		03.0520-5720.3 695720	TRW Ø 203 x 39 + RZ / + Zub TopKit	
1.6	72	10/00→05/01	➔	- ABS		03.0137-0197.2 650197 03.0137-0261.2 650261	TRW Ø 180 x 32 + HEB BDX Ø 180 x 32	














	kw			 	! #		
PEUGEOT - 306 Schrägheck (7A, 7C, N3, N5) 01/93→10/03							
Bremsbackensatz							
1.6	72	10/00→05/01	➡ - ABS	03.0520-2520.3 692520	TRW Ø 180 x 32 + RZ / + Zub TopKit		
				03.0520-2620.3 692620	BDX Ø 180 x 32 + RZ / + Zub TopKit		
				03.0525-0004.3 EQ0004	TRW Ø 180 x 32 - RZ / + Zub Easy Quick		
			➡ + ABS	03.0137-0312.2 650312	TRW Ø 203 x 38		
			➡ Orga 08730→; + ABS	03.0520-6420.3 696420	TRW Ø 203 x 39 + RZ / + Zub TopKit		
1.8	74	05/93→05/01	➡ → 08/95; + ABS	03.0137-0197.2 650197	TRW Ø 180 x 32 + HEB		
				03.0525-0004.3 EQ0004	TRW Ø 180 x 32 - RZ / + Zub Easy Quick		
				➡ - ABS	03.0137-0197.2 650197	TRW Ø 180 x 32 + HEB	
				03.0137-0261.2 650261	BDX Ø 180 x 32		
				03.0520-2520.3 692520	TRW Ø 180 x 32 + RZ / + Zub TopKit		
				03.0520-2620.3 692620	BDX Ø 180 x 32 + RZ / + Zub TopKit		
			➡ - ABS	03.0525-0004.3 EQ0004	TRW Ø 180 x 32 - RZ / + Zub Easy Quick		
			➡ 09/95→; + ABS	03.0137-0312.2 650312	TRW Ø 203 x 38		
			➡ 09/95→; →Orga 08729; + ABS	03.0520-5720.3 695720	TRW Ø 203 x 39 + RZ / + Zub TopKit		
			➡ Orga 08730→; + ABS	03.0520-6420.3 696420	TRW Ø 203 x 39 + RZ / + Zub TopKit		
1.8 D	44	04/93→05/99	➡ → 08/95; + ABS	03.0137-0197.2 650197	TRW Ø 180 x 32 + HEB		
				03.0525-0004.3 EQ0004	TRW Ø 180 x 32 - RZ / + Zub Easy Quick		
				➡ 05/97→; - ABS	03.0137-0197.2 650197	TRW Ø 180 x 32 + HEB	
				03.0137-0261.2 650261	BDX Ø 180 x 32		
				03.0520-2520.3 692520	TRW Ø 180 x 32 + RZ / + Zub TopKit		
				03.0520-2620.3 692620	BDX Ø 180 x 32 + RZ / + Zub TopKit		
				03.0525-0004.3 EQ0004	TRW Ø 180 x 32 - RZ / + Zub Easy Quick		
				➡ → 04/97; - ABS; für Fahrzeuge ohne verstärktes Fahrwerk; Türenanzahl: 5	03.0137-0197.2 650197	TRW Ø 180 x 32 + HEB	
					03.0137-0261.2 650261	BDX Ø 180 x 32	
					03.0520-2520.3 692520	TRW Ø 180 x 32 + RZ / + Zub TopKit	
		03.0520-2620.3 692620	BDX Ø 180 x 32 + RZ / + Zub TopKit				
			➡ 09/95→; + ABS	03.0137-0312.2 650312	TRW Ø 203 x 38		
			➡ → 04/97; - ABS; für Fahrzeuge mit verstärktem Fahrwerk; Türenanzahl: 3	03.0137-0370.2 650370	BDX Ø 229 x 42 + HEB		
			➡ → 04/97; + ABS; für Fahrzeuge ohne verstärktes Fahrwerk	03.0137-0370.2 650370	BDX Ø 229 x 42 + HEB		
				03.0520-3220.3 693220	BDX Ø 229 x 42 + RZ / + Zub TopKit		
			➡ → 04/97; für Fahrzeuge mit verstärktem Fahrwerk; Türenanzahl: 3; + ABS	03.0520-3220.3 693220	BDX Ø 229 x 42 + RZ / + Zub TopKit		
			➡ 09/95→; →Orga 08729; + ABS	03.0520-5720.3 695720	TRW Ø 203 x 39 + RZ / + Zub TopKit		
			➡ Orga 08730→; + ABS	03.0520-6420.3 696420	TRW Ø 203 x 39 + RZ / + Zub TopKit		
1.9 D	51 - 55	03/98→05/01	➡ - ABS	03.0137-0197.2 650197	TRW Ø 180 x 32 + HEB		
				03.0137-0261.2 650261	BDX Ø 180 x 32		
				03.0520-2520.3 692520	TRW Ø 180 x 32 + RZ / + Zub TopKit		
				03.0520-2620.3 692620	BDX Ø 180 x 32 + RZ / + Zub TopKit		
				03.0525-0004.3 EQ0004	TRW Ø 180 x 32 - RZ / + Zub Easy Quick		
			➡ + ABS	03.0137-0312.2 650312	TRW Ø 203 x 38		
				03.0520-3220.3 693220	BDX Ø 229 x 42 + RZ / + Zub TopKit		
			➡	03.0137-0370.2 650370	BDX Ø 229 x 42 + HEB		































	kw			 	! #					
PEUGEOT - 306 Schrägheck (7A, 7C, N3, N5) 01/93→10/03										
Bremsbackensatz										
1.9 D	51 - 55	03/98→05/01	➡	→Orga 08729; + ABS		03.0520-5720.3 695720	TRW Ø 203 x 39 + RZ / + Zub TopKit			
			➡	Orga 08730→; + ABS		03.0520-6420.3 696420	TRW Ø 203 x 39 + RZ / + Zub TopKit			
1.9 D	68	01/93→12/97	➡	10/93→ 08/95; + ABS		03.0137-0197.2 650197 03.0525-0004.3 EQ0004	TRW Ø 180 x 32 + HEB TRW Ø 180 x 32 - RZ / + Zub Easy Quick			
			➡	10/93→; - ABS; für Fahrzeuge ohne verstärktes Fahrwerk; Türenanzahl: 5		03.0137-0197.2 650197 03.0137-0261.2 650261 03.0520-2520.3 692520 03.0520-2620.3 692620 03.0525-0004.3 EQ0004	TRW Ø 180 x 32 + HEB BDX Ø 180 x 32 TRW Ø 180 x 32 + RZ / + Zub TopKit BDX Ø 180 x 32 + RZ / + Zub TopKit TRW Ø 180 x 32 - RZ / + Zub Easy Quick			
			➡	10/94→ 08/95		03.0137-0197.2 650197 03.0525-0004.3 EQ0004	TRW Ø 180 x 32 + HEB TRW Ø 180 x 32 - RZ / + Zub Easy Quick			
			➡	10/94→ 08/95; - ABS		03.0137-0261.2 650261 03.0520-2520.3 692520 03.0520-2620.3 692620	BDX Ø 180 x 32 TRW Ø 180 x 32 + RZ / + Zub TopKit BDX Ø 180 x 32 + RZ / + Zub TopKit			
			➡	09/95→		03.0137-0312.2 650312	TRW Ø 203 x 38			
			➡	10/93→; + ABS; für Fahrzeuge ohne verstärktes Fahrwerk		03.0137-0370.2 650370 03.0520-3220.3 693220	BDX Ø 229 x 42 + HEB BDX Ø 229 x 42 + RZ / + Zub TopKit			
			➡	10/93→; - ABS; für Fahrzeuge mit verstärktem Fahrwerk; Türenanzahl: 3		03.0137-0370.2 650370	BDX Ø 229 x 42 + HEB			
			➡	10/94→; + ABS		03.0137-0370.2 650370 03.0520-3220.3 693220	BDX Ø 229 x 42 + HEB BDX Ø 229 x 42 + RZ / + Zub TopKit			
			➡	10/93→; für Fahrzeuge mit verstärktem Fahrwerk; Türenanzahl: 3; + ABS		03.0520-3220.3 693220	BDX Ø 229 x 42 + RZ / + Zub TopKit			
			➡	09/95→; →Orga 08729		03.0520-5720.3 695720	TRW Ø 203 x 39 + RZ / + Zub TopKit			
			➡	Orga 08730→		03.0520-6420.3 696420	TRW Ø 203 x 39 + RZ / + Zub TopKit			
			1.9 DT	66	05/93→05/01	➡	10/93→; - ABS; für Fahrzeuge ohne verstärktes Fahrwerk; Türenanzahl: 5		03.0137-0197.2 650197 03.0137-0261.2 650261 03.0520-2520.3 692520 03.0520-2620.3 692620 03.0525-0004.3 EQ0004	TRW Ø 180 x 32 + HEB BDX Ø 180 x 32 TRW Ø 180 x 32 + RZ / + Zub TopKit BDX Ø 180 x 32 + RZ / + Zub TopKit TRW Ø 180 x 32 - RZ / + Zub Easy Quick
						➡	10/93→ 08/95; + ABS		03.0137-0197.2 650197 03.0525-0004.3 EQ0004	TRW Ø 180 x 32 + HEB TRW Ø 180 x 32 - RZ / + Zub Easy Quick
➡	09/95→					03.0137-0312.2 650312	TRW Ø 203 x 38			
➡	10/93→; + ABS; für Fahrzeuge ohne verstärktes Fahrwerk					03.0137-0370.2 650370 03.0520-3220.3 693220	BDX Ø 229 x 42 + HEB BDX Ø 229 x 42 + RZ / + Zub TopKit			
➡	10/93→; - ABS; für Fahrzeuge mit verstärktem Fahrwerk; Türenanzahl: 3					03.0137-0370.2 650370	BDX Ø 229 x 42 + HEB			
➡	10/93→; für Fahrzeuge mit verstärktem Fahrwerk; Türenanzahl: 3; + ABS					03.0520-3220.3 693220	BDX Ø 229 x 42 + RZ / + Zub TopKit			
➡	09/95→; →Orga 08729					03.0520-5720.3 695720	TRW Ø 203 x 39 + RZ / + Zub TopKit			
➡	Orga 08730→					03.0520-6420.3 696420	TRW Ø 203 x 39 + RZ / + Zub TopKit			
1.9 Td	52	07/95→08/00	➡	- ABS; für Fahrzeuge ohne verstärktes Fahrwerk; Türenanzahl: 5		03.0137-0197.2 650197 03.0137-0261.2 650261 03.0520-2520.3 692520 03.0520-2620.3 692620	TRW Ø 180 x 32 + HEB BDX Ø 180 x 32 TRW Ø 180 x 32 + RZ / + Zub TopKit BDX Ø 180 x 32 + RZ / + Zub TopKit			

	kw					! #		
PEUGEOT - 306 Schrägheck (7A, 7C, N3, N5) 01/93→10/03								
 Bremsbackensatz								
1.9 Td	52	07/95→08/00	➡	- ABS; für Fahrzeuge ohne verstärktes Fahrwerk; Türenanzahl: 5	03.0525-0004.3	EQ0004	TRW Ø 180 x 32 - RZ / + Zub Easy Quick	
			➡	→ 08/95; + ABS	03.0137-0197.2	650197	TRW Ø 180 x 32 + HEB	
			➡		03.0525-0004.3	EQ0004	TRW Ø 180 x 32 - RZ / + Zub Easy Quick	
			➡	09/95→	03.0137-0312.2	650312	TRW Ø 203 x 38	
			➡	+ ABS; für Fahrzeuge ohne verstärktes Fahrwerk	03.0137-0370.2	650370	BDX Ø 229 x 42 + HEB	
			➡		03.0520-3220.3	693220	BDX Ø 229 x 42 + RZ / + Zub TopKit	
			➡	- ABS; für Fahrzeuge mit verstärktem Fahrwerk; Türenanzahl: 3	03.0137-0370.2	650370	BDX Ø 229 x 42 + HEB	
			➡	für Fahrzeuge mit verstärktem Fahrwerk; Türenanzahl: 3; + ABS	03.0520-3220.3	693220	BDX Ø 229 x 42 + RZ / + Zub TopKit	
			➡	09/95→; →Orga 08729	03.0520-5720.3	695720	TRW Ø 203 x 39 + RZ / + Zub TopKit	
			➡	Orga 08730→	03.0520-6420.3	696420	TRW Ø 203 x 39 + RZ / + Zub TopKit	
 Seilzug, Feststellbremse								
1.1	44	05/93→05/01		03/94→ 04/97; Trommelbremse; <input type="checkbox"/>	24.3727-0818.2	580818	L= 1.656	
				03/94→ 04/97; Trommelbremse; <input type="checkbox"/>	24.3727-0819.2	580819	L= 1.561	
1.4 1.8 D 1.9 D	55 43 47 - 55	04/93→07/01 05/93→05/01 05/93→05/01		Trommelbremse; <input type="checkbox"/>	24.3727-0818.2	580818	L= 1.656	
				Trommelbremse; <input type="checkbox"/>	24.3727-0819.2	580819	L= 1.561	
				Entreprise; Trommelbremse; <input type="checkbox"/>	24.3727-0822.2	580822	L= 1.608 + Zub	
				Entreprise; Trommelbremse; <input type="checkbox"/>	24.3727-0823.2	580823	L= 1.690	
1.6 1.8 1.8 D 1.9 Td	65 - 72	05/93→05/01		Trommelbremse; <input type="checkbox"/>	24.3727-0818.2	580818	L= 1.656	
				Trommelbremse; <input type="checkbox"/>	24.3727-0819.2	580819	L= 1.561	
1.8 16V 2.0 16V 2.0 HDi 90 2.0 S16	81 99 66 110 - 120	03/97→05/01 03/97→06/00 06/99→12/02 06/94→05/01		Scheibenbremse; <input type="checkbox"/>	24.3727-0812.2	580812	L= 1.696	
				Scheibenbremse; <input type="checkbox"/>	24.3727-0813.2	580813	L= 1.614	
1.8 16V	82	03/97→10/03		→ 05/01; Scheibenbremse; <input type="checkbox"/>	24.3727-0812.2	580812	L= 1.696	
				→ 05/01; Scheibenbremse; <input type="checkbox"/>	24.3727-0813.2	580813	L= 1.614	
1.9 D	68	01/93→12/97		10/94→; Trommelbremse; <input type="checkbox"/>	24.3727-0818.2	580818	L= 1.656	
				10/93→; Trommelbremse; <input type="checkbox"/>	24.3727-0818.2	580818	L= 1.656	
				10/94→; Trommelbremse; <input type="checkbox"/>	24.3727-0819.2	580819	L= 1.561	
				10/93→; Trommelbremse; <input type="checkbox"/>	24.3727-0819.2	580819	L= 1.561	
1.9 DT	66	05/93→05/01		10/93→; Trommelbremse; <input type="checkbox"/>	24.3727-0818.2	580818	L= 1.656	
				10/93→; Trommelbremse; <input type="checkbox"/>	24.3727-0819.2	580819	L= 1.561	
2.0 16V	97	03/97→05/01		Türenanzahl: 4; Scheibenbremse; <input type="checkbox"/>	24.3727-0812.2	580812	L= 1.696	
				Türenanzahl: 4; Scheibenbremse; <input type="checkbox"/>	24.3727-0813.2	580813	L= 1.614	
2.0 S16	112	05/93→05/01		07/94→; Scheibenbremse; <input type="checkbox"/>	24.3727-0812.2	580812	L= 1.696	
				07/94→; Scheibenbremse; <input type="checkbox"/>	24.3727-0813.2	580813	L= 1.614	
2.0 XSi	89	05/93→05/01		03/94→; Scheibenbremse; <input type="checkbox"/>	24.3727-0812.2	580812	L= 1.696	
				03/94→; Scheibenbremse; <input type="checkbox"/>	24.3727-0813.2	580813	L= 1.614	
PEUGEOT - 307 (3A/C) 08/00→12/12								
 Seilzug, Feststellbremse								
1.4 1.4 16V 1.4 HDi 1.6 Flex 2.0 16V 2.0 HDi 110 2.0 HDi 90	55 65 50 83 100 79 66	08/00→09/03 11/03→07/07 10/01→06/05 07/06→12/12 08/00→06/05 08/00→03/07 08/00→03/07		Scheibenbremse; <input type="checkbox"/>	2	24.3727-0832.2	580832	L= 2.035
1.6 1.6 16V 1.6 HDi 1.6 HDi 110 2.0 16V 2.0 HDi 135	81 80 66 80 103 - 130 100	07/06→04/12 08/00→11/07 04/05→03/09 02/04→03/09 03/05→11/07 10/03→11/07		→ 07/07; Scheibenbremse; <input type="checkbox"/>	2	24.3727-0832.2	580832	L= 2.035

















































	kW			 	! #		
PEUGEOT - 307 Break (3E) 03/02→12/09							
 Seilzug, Feststellbremse							
1.4	55	04/02→09/03		→Orga 10933; Scheibenbremse; 	2	24.3727-0839.2 580839	L= 2.115
1.4 16V	65	11/03→07/07					
1.4 HDi	50	03/02→06/05					
1.6 16V	80	03/02→04/08					
1.6 HDi	66	04/05→04/08					
1.6 HDi 110	80	02/04→04/08					
2.0	100	03/02→06/05					
2.0 16V	103 - 130	03/05→04/08					
2.0 HDi 110	79	03/02→12/09					
2.0 HDi 135	100	02/04→04/08					
2.0 HDi 90	66	03/02→04/08					
PEUGEOT - 307 CC (3B) 03/03→06/09							
 Seilzug, Feststellbremse							
1.6 16V	80	03/03→04/09		03/05→ 02/09; Scheibenbremse; 	2	24.3727-0832.2 580832	L= 2.035
2.0 16V	100	10/03→06/05		Scheibenbremse; 	2	24.3727-0832.2 580832	L= 2.035
2.0 16V	103 - 130	10/03→04/09		→ 02/09; Scheibenbremse; 	2	24.3727-0832.2 580832	L= 2.035
2.0 HDi 135	100	06/05→04/09					
PEUGEOT - 307 Stufenheck 01/01→12/12							
 Seilzug, Feststellbremse							
1.6	81	08/06→12/12		Scheibenbremse; 	2	24.3727-0832.2 580832	L= 2.035
2.0	103	09/06→12/08					
2.0 HDi	80	09/06→03/12					
PEUGEOT - 307 SW (3H) 03/02→12/09							
 Seilzug, Feststellbremse							
1.4	55	04/02→09/03		→Orga 10933; Scheibenbremse; 	2	24.3727-0839.2 580839	L= 2.115
1.4 16V	65	11/03→07/07					
1.6 16V	80	03/02→04/08					
1.6 BioFlex	80	09/07→04/08					
1.6 HDi 110	80	11/03→12/07					
1.6 HDi 90	66	04/05→04/08					
2.0 16V	100 - 103	03/02→04/08					
2.0 HDi 110	79	03/02→12/09					
2.0 HDi 135	100	02/04→04/08					
2.0 HDi 90	66	03/02→04/08					
PEUGEOT - 307 SW Kasten/Kombi (3E_, 3H_) 04/02→12/09							
 Seilzug, Feststellbremse							
1.4 HDi	51	04/02→06/05		→Orga 10933; Scheibenbremse; 	2	24.3727-0839.2 580839	L= 2.115
1.6 HDi	66	04/06→10/08					
2.0 HDi	66 - 100	01/03→12/09					
PEUGEOT - 308 II (LB_, LP_, LW_, LH_, L3_) 09/13→06/21							
 Seilzug, Feststellbremse							
1.2 THP 110	81	11/13→06/21		Radstand [mm]: 2.620; 		24.3727-0856.2 580856	L= 1.896
1.2 THP 130	96	11/13→06/21		Radstand [mm]: 2.620; 		24.3727-0857.2 580857	L= 1.896
1.2 VTi 72	60	09/13→06/21					
1.5 BlueHDI 100	75	05/18→06/21		Radstand [mm]: 2.730; 		24.3727-0858.2 580858	L= 2.004
1.5 BlueHDI 130	96	06/17→06/21		Radstand [mm]: 2.730; 		24.3727-0859.2 580859	L= 2.004
1.6 BlueHDI 120	88	11/13→06/21					
1.6 GT 205	151	06/14→06/21					
1.6 GTi	184 - 200	06/15→06/21					
1.6 GTi PureTech 263	193	07/18→06/21					
1.6 HDi	68	09/13→06/21					
1.6 HDi / BlueHDI 115	85	09/13→06/21					
1.6 HDi 100	73	04/14→06/21					
1.6 PureTech 225	165	01/18→06/21					
1.6 THP	112 - 115	09/13→06/21					
1.6 THP 125	92	09/13→06/21					
1.6 THP 150	110	03/14→06/21					
1.6 THP 163	120	06/14→06/21					
1.6 VTi 115	85	05/15→06/21					
2.0 BlueHDI 150	110	11/13→06/21					
2.0 GT BlueHDI 180	130 - 133	06/14→06/21					












	kw					! #		
PEUGEOT - 308 Kasten/Schrägheck (LB_) 03/15→								
 Seilzug, Feststellbremse								
1.5 BlueHDI 130	96	06/17→06/21		Radstand [mm]: 2.620; <input type="checkbox"/>		24.3727-0856.2	580856	L= 1.896
1.6 BlueHDI 120	88	03/15→06/21		Radstand [mm]: 2.620; <input type="checkbox"/>		24.3727-0857.2	580857	L= 1.896
1.6 e-HDi 115	85	03/15→06/21		Radstand [mm]: 2.730; <input type="checkbox"/>		24.3727-0858.2	580858	L= 2.004
				Radstand [mm]: 2.730; <input type="checkbox"/>		24.3727-0859.2	580859	L= 2.004
PEUGEOT - 308 SW I (4E_, 4H_) 09/07→10/14								
 Seilzug, Feststellbremse								
1.4 16V	70	09/07→10/14		05/08→ 04/14; Scheibenbremse; <input type="checkbox"/>	2	24.3727-0854.2	580854	L= 2.128
1.6 16V	88 - 128	09/07→10/14						
1.6 HDi	66 - 80	09/07→10/14						
1.4 16V	72	12/09→10/14		→ 04/14; Scheibenbremse; <input type="checkbox"/>	2	24.3727-0854.2	580854	L= 2.128
1.6 Bioflex	82	03/09→10/14						
1.6 HDi	68 - 84	11/09→10/14						
1.6 THP 16V	115	10/09→10/14						
2.0 HDi	110 - 120	06/09→10/14						
2.0 Bioflex	103	01/08→12/11		05/08→; Scheibenbremse; <input type="checkbox"/>	2	24.3727-0854.2	580854	L= 2.128
2.0 HDi	100	09/07→12/12						
2.0 HDi	103	09/07→10/14		12/08→ 04/14; Scheibenbremse; <input type="checkbox"/>	2	24.3727-0854.2	580854	L= 2.128
PEUGEOT - 308 SW I Kasten/Kombi (4E_) 01/08→12/12								
 Seilzug, Feststellbremse								
1.6 HDi	66 - 80	01/08→12/12		Scheibenbremse; <input type="checkbox"/>	2	24.3727-0854.2	580854	L= 2.128
2.0 HDi	100	01/08→12/11						
PEUGEOT - 308 SW II (LC_, LJ_, LR_, LX_, L4_) 03/14→06/21								
 Seilzug, Feststellbremse								
1.2 THP 110	81	03/14→06/21		Radstand [mm]: 2.620; <input type="checkbox"/>		24.3727-0856.2	580856	L= 1.896
1.2 THP 130	96	03/14→06/21		Radstand [mm]: 2.620; <input type="checkbox"/>		24.3727-0857.2	580857	L= 1.896
1.5 BlueHDI 100	75	04/18→06/21		Radstand [mm]: 2.620; <input type="checkbox"/>		24.3727-0858.2	580858	L= 2.004
1.5 BlueHDI 130	96	06/17→06/21		Radstand [mm]: 2.730; <input type="checkbox"/>		24.3727-0859.2	580859	L= 2.004
1.6 BlueHDI 100	73	04/14→06/21		Radstand [mm]: 2.730; <input type="checkbox"/>				
1.6 BlueHDI 120	88	03/14→06/21						
1.6 GT 205	151	02/15→06/21						
1.6 HDi / BlueHDI 115	85	03/14→06/21						
1.6 HDi 92	68	03/14→06/21						
1.6 PureTech 225	165	01/18→06/21						
1.6 THP 125	92	03/14→06/21						
1.6 THP 150	110	03/14→06/21						
1.6 THP 155	115	03/14→06/21						
1.6 VTi	85	03/14→06/21						
2.0 BlueHDI 150	110	03/14→06/21						
2.0 GT BlueHDI 180	130 - 132	06/17→06/21						
2.0 GT HDi 180 / BlueHDI 180	133	06/14→06/21						
PEUGEOT - 308 SW II Kasten/Kombi (LC_) 04/14→								
 Seilzug, Feststellbremse								
1.5 BlueHDI 130	96	06/17→06/21		Radstand [mm]: 2.620; <input type="checkbox"/>		24.3727-0856.2	580856	L= 1.896
1.6 BlueHDI	73	04/14→06/21		Radstand [mm]: 2.620; <input type="checkbox"/>		24.3727-0857.2	580857	L= 1.896
				Radstand [mm]: 2.730; <input type="checkbox"/>		24.3727-0858.2	580858	L= 2.004
				Radstand [mm]: 2.730; <input type="checkbox"/>		24.3727-0859.2	580859	L= 2.004
PEUGEOT - 405 II (4B) 01/92→12/99								
Zubehörsatz, Bremsbacken								
1.9 D	52	08/97→11/99	➡	→ S 71407666; - ABS		03.0137-9089.2	669089	BDX
 Bremstrommel								
1.6	66	08/92→05/97	➡	09/92→ 10/95		24.0222-8017.1	480071	Ø 274 x 50,8 / 230
1.9 TD	69	08/92→05/97						
 Bremmsbackensatz								
1.9 D	52	08/97→11/99	➡	→ S 71407666; - ABS		03.0137-0202.2	650202	BDX Ø 229 x 42
 Seilzug, Feststellbremse								
1.6	66	08/92→05/97		09/92→ 10/95; Trommelbremse; <input type="checkbox"/>		24.3727-0803.2	580803	L= 550
→								











	kw					! #		
PEUGEOT - 405 II (4B) 01/92→12/99								
 Seilzug, Feststellbremse								
1.6	66	08/92→05/97		09/92→ 10/95; Trommelbremse; <input type="checkbox"/>			24.3727-0804.2 580804	L= 855
				09/92→ 10/95; Trommelbremse; <input checked="" type="checkbox"/>	1		24.3727-0831.2 580831	L= 1.842
1.9	90	01/92→11/97		09/92→ 12/93; Scheibenbremse; <input type="checkbox"/>			24.3727-0808.2 580808	L= 558
				09/92→ 12/93; Scheibenbremse; <input type="checkbox"/>			24.3727-0809.2 580809	L= 872
				09/92→ 12/93; Scheibenbremse; <input checked="" type="checkbox"/>	1		24.3727-0831.2 580831	L= 1.842
1.9 TD	69	08/92→05/97		09/92→ 10/95; Trommelbremse; <input type="checkbox"/>			24.3727-0803.2 580803	L= 550
				09/92→ 10/95; Trommelbremse; <input type="checkbox"/>			24.3727-0804.2 580804	L= 855
				09/92→ 10/95; Scheibenbremse; <input type="checkbox"/>			24.3727-0808.2 580808	L= 558
				09/92→ 10/95; Scheibenbremse; <input type="checkbox"/>			24.3727-0809.2 580809	L= 872
				09/92→ 10/95; Trommelbremse; <input checked="" type="checkbox"/>	1		24.3727-0831.2 580831	L= 1.842
				09/92→ 10/95; Scheibenbremse; <input checked="" type="checkbox"/>	1		24.3727-0831.2 580831	L= 1.842
PEUGEOT - 405 II Break (4E) 08/92→10/98								
 Bremstrommel								
1.9 D	52	08/92→10/98	➔	09/92→ 10/95			24.0222-8017.1 480071	Ø 274 x 50,8 / 230
 Seilzug, Feststellbremse								
1.9 D	52	08/92→10/98		09/92→ 10/95; Trommelbremse; <input type="checkbox"/>			24.3727-0803.2 580803	L= 550
				09/92→ 10/95; Trommelbremse; <input type="checkbox"/>			24.3727-0804.2 580804	L= 855
				09/92→ 10/95; Trommelbremse; <input checked="" type="checkbox"/>	1		24.3727-0831.2 580831	L= 1.842
PEUGEOT - 406 (8B) 08/95→01/05								
 Radbremszylinder								
1.6	65	11/95→05/04	➔	→ 04/04; <input type="checkbox"/>			24.3220-1709.3 020404	BDX GG
1.8	66	05/97→05/04						
1.9 D	55	10/96→05/04	➔	→ 04/04; <input type="checkbox"/>			24.3220-1710.3 020405	BDX GG
1.9 TD	66 - 68	01/96→05/04						
1.8	74	10/96→03/99	➔	<input type="checkbox"/>			24.3220-1709.3 020404	BDX GG
1.8 16V	81	11/95→10/00						
1.9 TD	69	10/95→10/97	➔	<input type="checkbox"/>			24.3220-1710.3 020405	BDX GG
1.8 Bifuel	81	04/99→05/03	➔	→ 10/00; <input type="checkbox"/>			24.3220-1709.3 020404	BDX GG
			➔	→ 10/00; <input type="checkbox"/>			24.3220-1710.3 020405	BDX GG
Zubehörsatz, Bremsbacken								
1.6	65	11/95→05/04	➔	→ 04/04			03.0137-9228.2 669228	BDX
1.8	66	05/97→05/04						
1.9 D	55	10/96→05/04						
1.9 TD	66 - 68	01/96→05/04						
1.8	74	10/96→03/99	➔				03.0137-9228.2 669228	BDX
1.8 16V	81	11/95→10/00						
1.9 TD	69	10/95→10/97						
1.8 Bifuel	81	04/99→05/03	➔	→ 10/00			03.0137-9228.2 669228	BDX
 Bremstrommel								
1.6	65	11/95→05/04	➔	→ 04/04			24.0222-8017.1 480071	Ø 274 x 50,8 / 230
1.8	66	05/97→05/04						
1.9 D	55	10/96→05/04						
1.9 TD	66 - 68	01/96→05/04						
1.8	74	10/96→03/99	➔				24.0222-8017.1 480071	Ø 274 x 50,8 / 230
1.8 16V	81	11/95→10/00						
1.9 TD	69	10/95→10/97						
1.8 Bifuel	81	04/99→05/03	➔	→ 10/00			24.0222-8017.1 480071	Ø 274 x 50,8 / 230
 Bremsbackensatz								
1.6	65	11/95→05/04	➔	→ 04/04			03.0137-0340.2 650340	BDX Ø 229 x 42 + HEB
1.8	66	05/97→05/04						
1.9 D	55	10/96→05/04	➔	→ 04/04; - RZR			03.0520-5820.3 695820	BDX Ø 229 x 42 + RZ / + Zub TopKit
1.9 TD	66 - 68	01/96→05/04						
			➔	→ 04/04; - ABS; + RZR			03.0520-5920.3 695920	BDX Ø 229 x 42 + RZ / + Zub TopKit
1.8	74	10/96→03/99	➔				03.0137-0340.2 650340	BDX Ø 229 x 42 + HEB
1.8 16V	81	11/95→10/00						
1.9 TD	69	10/95→10/97	➔	- RZR			03.0520-5820.3 695820	BDX Ø 229 x 42 + RZ / + Zub TopKit
			➔	- ABS; + RZR			03.0520-5920.3 695920	BDX Ø 229 x 42 + RZ / + Zub TopKit
→								


















	kW			 	! #		
PEUGEOT - 406 (8B) 08/95→01/05							
 Bremsbackensatz							
1.8 BiFuel	81	04/99→05/03	➡	→ 10/00		03.0137-0340.2 650340	BDX Ø 229 x 42 + HEB
			➡	→ 10/00; - RZR		03.0520-5820.3 695820	BDX Ø 229 x 42 + RZ / + Zub TopKit
			➡	→ 10/00; - ABS; + RZR		03.0520-5920.3 695920	BDX Ø 229 x 42 + RZ / + Zub TopKit
 Bremsbackensatz, Feststellbremse							
1.8 16V	85	10/00→05/04	➡			03.0137-4010.2 654010	Ø 180 x 30 + Zub
1.8 BiFuel	85	09/00→05/04					
2.0	104	11/96→03/99					
2.0 16V	99	01/99→08/00					
3.0 24V	143	01/98→06/99					
2.0 16V	97 - 100	11/95→06/04	➡	→ 04/04		03.0137-4010.2 654010	Ø 180 x 30 + Zub
2.0 16V HPi	103	05/01→05/04					
2.0 HDi 110	79	08/01→05/04					
2.0 HDi 90	66	02/99→05/04					
2.0 Turbo	108	04/96→05/04					
2.1 TD 12V	80	01/96→05/04					
2.2	116	07/00→05/04					
2.2 HDi	98	03/00→05/04					
3.0 24V	140	10/96→05/04					
3.0 V6	152	03/00→05/04					
2.0 HDi 110	80	06/98→08/01	➡	02/99→		03.0137-4010.2 654010	Ø 180 x 30 + Zub
Zubehörsatz, Feststellbremsbacken							
1.8 16V	85	10/00→05/04				03.0137-9700.2 669700	
1.8 BiFuel	85	09/00→05/04				03.0137-9702.2 669702	
2.0	104	11/96→03/99					
2.0 16V	99	01/99→08/00	➡			03.0137-9249.2 669249	
3.0 24V	143	01/98→06/99					
2.0 16V	97 - 100	11/95→06/04		→ 04/04		03.0137-9700.2 669700	
2.0 16V HPi	103	05/01→05/04				03.0137-9702.2 669702	
2.0 HDi 110	79	08/01→05/04	➡	→ 04/04		03.0137-9249.2 669249	
2.0 HDi 90	66	02/99→05/04					
2.0 Turbo	108	04/96→05/04					
2.1 TD 12V	80	01/96→05/04					
2.2	116	07/00→05/04					
2.2 HDi	98	03/00→05/04					
3.0 24V	140	10/96→05/04					
3.0 V6	152	03/00→05/04					
2.0 HDi 110	80	06/98→08/01		02/99→		03.0137-9700.2 669700	
						03.0137-9702.2 669702	
			➡	02/99→		03.0137-9249.2 669249	
 Seilzug, Feststellbremse							
1.6	65	11/95→05/04		→Orga 08511; Trommelbremse; 		24.3727-0824.2 580824	L= 824
1.8	66	05/97→05/04		→Orga 08511; Trommelbremse; 		24.3727-0825.2 580825	L= 750
1.9 D	55	10/96→05/04		→Orga 08511; Trommelbremse; 			
1.9 TD	66	01/96→05/04		→Orga 08511; Trommelbremse; Einstellung nach unten; 	1	24.3727-0834.2 580834	L= 1.700
				Orga 08512→; → 04/04; Trommelbremse; Einstellung nach unten; 	1	24.3727-0834.2 580834	L= 1.700
				Orga 08512→; → 04/04; Trommelbremse; 		24.3727-0835.2 580835	L= 824
				Orga 08512→; → 04/04; Trommelbremse; 		24.3727-0836.2 580836	L= 751
				Orga 08512→; → 04/04; Trommelbremse; Einstellung nach oben; 	1	24.3727-0851.2 580851	L= 1.756
				Orga 08512→; → 04/04; Trommelbremse; Einstellung nach oben; 		24.3727-0852.2 580852	L= 1.656
				→Orga 08511; Trommelbremse; Einstellung nach oben; 	1	24.3727-0851.2 580851	L= 1.756
				→Orga 08511; Trommelbremse; Einstellung nach oben; 		24.3727-0852.2 580852	L= 1.656
1.8	74	10/96→03/99		→Orga 08511; Trommelbremse; 		24.3727-0824.2 580824	L= 824
1.8 16V	81	11/95→10/00		→Orga 08511; Trommelbremse; 		24.3727-0825.2 580825	L= 750
1.9 TD	69	10/95→10/97		→Orga 08511; Trommelbremse; 			
				Orga 08512→; Trommelbremse; Einstellung nach unten; 	1	24.3727-0834.2 580834	L= 1.700
				→Orga 08511; Trommelbremse; Einstellung nach unten; 	1	24.3727-0834.2 580834	L= 1.700
				Orga 08512→; Trommelbremse; 		24.3727-0835.2 580835	L= 824
				Orga 08512→; Trommelbremse; 		24.3727-0836.2 580836	L= 751
				Orga 08512→; Trommelbremse; Einstellung nach oben; 	1	24.3727-0851.2 580851	L= 1.756
				Orga 08512→; Trommelbremse; Einstellung nach oben; 		24.3727-0852.2 580852	L= 1.656




































	kw			 	! #		
PEUGEOT - 406 (8B) 08/95→01/05							
Seilzug, Feststellbremse							
1.8 1.8 16V 1.9 TD	74 81 69	10/96→03/99 11/95→10/00 10/95→10/97		→Orga 08511; Trommelbremse; Einstellung nach oben; 	1	24.3727-0851.2 580851 24.3727-0852.2 580852	L= 1.756 L= 1.656
1.8 16V 1.8 BiFuel 2.0 2.0 16V 3.0 24V	85 85 104 99 143	10/00→05/04 09/00→05/04 11/96→03/99 01/99→08/00 01/98→06/99		Orga 08575→; Scheibenbremse;  Scheibenbremse;  →Orga 08574; Scheibenbremse;  Orga 08575→; Scheibenbremse;  Scheibenbremse;  →Orga 08574; Scheibenbremse;  Scheibenbremse; Einstellung nach unten;  →Orga 08574; Einstellung nach oben;  Orga 08575→; Scheibenbremse; Einstellung nach oben; 	1 1 1 1 1 1 1	24.3727-0826.2 580826 24.3727-0826.2 580826 24.3727-0826.2 580826 24.3727-0827.2 580827 24.3727-0827.2 580827 24.3727-0827.2 580827 24.3727-0834.2 580834 24.3727-0851.2 580851 24.3727-0852.2 580852	L= 695 L= 695 L= 695 L= 642 L= 642 L= 642 L= 1.700 L= 1.756 L= 1.656
1.8 Bifuel	81	04/99→05/03		→Orga 08511; Trommelbremse;  →Orga 08511; Trommelbremse;  →Orga 08511; Trommelbremse; Einstellung nach unten;  Orga 08512→; → 10/00; Trommelbremse; Einstellung nach unten;  Orga 08512→; → 10/00; Trommelbremse;  Orga 08512→; → 10/00; Trommelbremse;  Orga 08512→; → 10/00; Trommelbremse; Einstellung nach oben;  →Orga 08511; Trommelbremse; Einstellung nach oben; 	1 1 1 1 1 1 1	24.3727-0824.2 580824 24.3727-0825.2 580825 24.3727-0834.2 580834 24.3727-0834.2 580834 24.3727-0835.2 580835 24.3727-0836.2 580836 24.3727-0851.2 580851 24.3727-0852.2 580852 24.3727-0851.2 580851 24.3727-0852.2 580852	L= 824 L= 750 L= 1.700 L= 1.700 L= 824 L= 751 L= 1.756 L= 1.656 L= 1.756 L= 1.656
2.0 16V 2.0 16V HPi 2.0 HDi 110 2.0 HDi 90 2.0 Turbo 2.1 TD 12V 2.2 2.2 HDi 3.0 24V 3.0 V6	97 - 100 103 79 66 108 80 116 98 140 152	11/95→06/04 05/01→05/04 08/01→05/04 02/99→05/04 04/96→05/04 01/96→05/04 07/00→05/04 03/00→05/04 10/96→05/04 03/00→05/04		→ 04/04; Scheibenbremse;  →Orga 08574; Scheibenbremse;  Orga 08575→; → 04/04; Scheibenbremse;  Orga 08575→; → 04/04; Scheibenbremse;  → 04/04; Scheibenbremse;  → 04/04; Scheibenbremse;  →Orga 08574; Scheibenbremse;  → 04/04; Scheibenbremse; Einstellung nach unten;  →Orga 08574; Einstellung nach oben;  Orga 08575→; → 04/04; Scheibenbremse; Einstellung nach oben;  → 04/04; Scheibenbremse; Einstellung nach unten; 	1 1 1 1 1 1 1 1 1 1	24.3727-0826.2 580826 24.3727-0826.2 580826 24.3727-0826.2 580826 24.3727-0827.2 580827 24.3727-0827.2 580827 24.3727-0827.2 580827 24.3727-0827.2 580827 24.3727-0834.2 580834 24.3727-0851.2 580851 24.3727-0852.2 580852 24.3727-0851.2 580851 24.3727-0852.2 580852	L= 695 L= 695 L= 695 L= 642 L= 642 L= 642 L= 642 L= 1.700 L= 1.756 L= 1.656 L= 1.756 L= 1.656
2.0 HDi 110	80	06/98→08/01		02/99→; →Orga 08574; Scheibenbremse;  02/99→; Scheibenbremse;  Orga 08575→; Scheibenbremse;  02/99→; →Orga 08574; Scheibenbremse;  02/99→; Scheibenbremse;  Orga 08575→; Scheibenbremse;  02/99→; Scheibenbremse; Einstellung nach unten;  02/99→; →Orga 08574; Einstellung nach oben;  Orga 08575→; Scheibenbremse; Einstellung nach oben; 	1 1 1 1 1 1 1	24.3727-0826.2 580826 24.3727-0826.2 580826 24.3727-0826.2 580826 24.3727-0827.2 580827 24.3727-0827.2 580827 24.3727-0827.2 580827 24.3727-0834.2 580834 24.3727-0851.2 580851 24.3727-0852.2 580852	L= 695 L= 695 L= 695 L= 642 L= 642 L= 642 L= 1.700 L= 1.756 L= 1.656
PEUGEOT - 406 Break (8E/F) 10/96→10/04							
Radbremsszylinder							
1.8 1.9 D 1.9 TD	66 55 66	05/97→10/04 10/96→10/04 10/96→10/04	➡	→ 04/04; 		24.3220-1709.3 020404 24.3220-1710.3 020405	BDX GG BDX GG
1.8 1.8 16V	74 81	10/96→03/99 10/96→10/00	➡	 		24.3220-1709.3 020404 24.3220-1710.3 020405	BDX GG BDX GG
Zubehörsatz, Bremsbacken							
1.8 1.9 D →	66 55	05/97→10/04 10/96→10/04	➡	→ 04/04		03.0137-9228.2 669228	BDX

	kw			 	! #		
PEUGEOT - 406 Break (8E/F) 10/96→10/04							
Zubehörsatz, Bremsbacken							
1.9 TD	66	10/96→10/04	➡	→ 04/04		03.0137-9228.2 669228	BDX
1.8	74	10/96→03/99	➡			03.0137-9228.2 669228	BDX
1.8 16V	81	10/96→10/00					
 Bremstrommel							
1.8	66	05/97→10/04	➡	→ 04/04		24.0222-8017.1 480071	Ø 274 x 50,8 / 230
1.9 D	55	10/96→10/04					
1.9 TD	66	10/96→10/04					
1.8	74	10/96→03/99	➡			24.0222-8017.1 480071	Ø 274 x 50,8 / 230
1.8 16V	81	10/96→10/00					
 Bremsbackensatz							
1.8	66	05/97→10/04	➡	→ 04/04		03.0137-0340.2 650340	BDX Ø 229 x 42 + HEB
1.9 D	55	10/96→10/04					
1.9 TD	66	10/96→10/04	➡	→ 04/04; - RZR		03.0520-5820.3 695820	BDX Ø 229 x 42 + RZ / + Zub TopKit
			➡	→ 04/04; - ABS; + RZR		03.0520-5920.3 695920	BDX Ø 229 x 42 + RZ / + Zub TopKit
1.8	74	10/96→03/99	➡			03.0137-0340.2 650340	BDX Ø 229 x 42 + HEB
1.8 16V	81	10/96→10/00	➡	- RZR		03.0520-5820.3 695820	BDX Ø 229 x 42 + RZ / + Zub TopKit
			➡	- ABS; + RZR		03.0520-5920.3 695920	BDX Ø 229 x 42 + RZ / + Zub TopKit
 Bremsbackensatz, Feststellbremse							
1.8 16V	85	10/00→10/04	➡	→ 04/04		03.0137-4010.2 654010	Ø 180 x 30 + Zub
2.0 16V	97 - 100	10/96→10/04					
2.0 16V HPi	103	05/01→10/04					
2.0 HDi 110	79	08/01→10/04					
2.0 HDi 90	66	02/99→10/04					
2.0 Turbo	108	10/96→10/04					
2.1 TD 12V	80	10/96→10/04					
2.2	116	07/00→10/04					
2.2 HDi	98	03/00→10/04					
3.0 24V	140	10/96→10/04					
3.0 V6	152	03/00→10/04					
1.8 BiFuel	85	10/00→02/04	➡			03.0137-4010.2 654010	Ø 180 x 30 + Zub
2.0	104	11/96→03/99					
2.0 16V	99	01/99→10/00					
2.0 HDi 110	80	02/99→04/04	➡	→ 08/01		03.0137-4010.2 654010	Ø 180 x 30 + Zub
Zubehörsatz, Feststellbremsbacken							
1.8 16V	85	10/00→10/04		→ 04/04		03.0137-9700.2 669700	
2.0 16V	97 - 100	10/96→10/04				03.0137-9702.2 669702	
2.0 16V HPi	103	05/01→10/04	➡	→ 04/04		03.0137-9249.2 669249	
2.0 HDi 110	79	08/01→10/04					
2.0 HDi 90	66	02/99→10/04					
2.0 Turbo	108	10/96→10/04					
2.1 TD 12V	80	10/96→10/04					
2.2	116	07/00→10/04					
2.2 HDi	98	03/00→10/04					
3.0 24V	140	10/96→10/04					
3.0 V6	152	03/00→10/04					
1.8 BiFuel	85	10/00→02/04				03.0137-9700.2 669700	
2.0	104	11/96→03/99				03.0137-9702.2 669702	
2.0 16V	99	01/99→10/00	➡			03.0137-9249.2 669249	
2.0 HDi 110	80	02/99→04/04		→ 08/01		03.0137-9700.2 669700	
						03.0137-9702.2 669702	
			➡	→ 08/01		03.0137-9249.2 669249	
 Seilzug, Feststellbremse							
1.8	66	05/97→10/04		→Orga 08511; Trommelbremse; <input type="checkbox"/>		24.3727-0824.2 580824	L= 824
1.9 D	55	10/96→10/04		→Orga 08511; Trommelbremse; <input type="checkbox"/>		24.3727-0825.2 580825	L= 750
1.9 TD	66	10/96→10/04		→Orga 08511; Trommelbremse; <input type="checkbox"/>	1	24.3727-0834.2 580834	L= 1.700
				Orga 08512→; → 04/04; Trommelbremse; <input type="checkbox"/>	1	24.3727-0834.2 580834	L= 1.700
				Orga 08512→; → 04/04; Trommelbremse; <input type="checkbox"/>		24.3727-0835.2 580835	L= 824
				Orga 08512→; → 04/04; Trommelbremse; <input type="checkbox"/>		24.3727-0836.2 580836	L= 751
1.8	74	10/96→03/99		→Orga 08511; Trommelbremse; <input type="checkbox"/>		24.3727-0824.2 580824	L= 824
→							

	kw			 	! #		
PEUGEOT - 406 Break (8E/F) 10/96→10/04							
 Seilzug, Feststellbremse							
1.8 16V	81	10/96→10/00		→Orga 08511; Trommelbremse; <input type="checkbox"/>		24.3727-0825.2 580825	L= 750
				→Orga 08511; Trommelbremse; <input checked="" type="checkbox"/>	1	24.3727-0834.2 580834	L= 1.700
				Orga 08512→; Trommelbremse; <input checked="" type="checkbox"/>	1	24.3727-0834.2 580834	L= 1.700
				Orga 08512→; Trommelbremse; <input type="checkbox"/>		24.3727-0835.2 580835	L= 824
				Orga 08512→; Trommelbremse; <input type="checkbox"/>		24.3727-0836.2 580836	L= 751
1.8 16V 2.0 16V	85 97 - 100	10/00→10/04 10/96→10/04		→ 04/04; Scheibenbremse; <input type="checkbox"/>		24.3727-0826.2 580826	L= 695
				→ 04/04; Scheibenbremse; <input type="checkbox"/>		24.3727-0827.2 580827	L= 642
2.0 16V HPi 2.0 HDi 110 2.0 HDi 90 2.0 Turbo 2.1 TD 12V 2.2 2.2 HDi 3.0 24V 3.0 V6	103 79 66 108 80 116 98 140 152	05/01→10/04 08/01→10/04 02/99→10/04 10/96→10/04 10/96→10/04 07/00→10/04 03/00→10/04 10/96→10/04 03/00→10/04		→ 04/04; Scheibenbremse; <input checked="" type="checkbox"/>	1	24.3727-0834.2 580834	L= 1.700
1.8 BiFuel 2.0 2.0 16V	85 104 99	10/00→02/04 11/96→03/99 01/99→10/00		Scheibenbremse; <input type="checkbox"/>		24.3727-0826.2 580826	L= 695
				Scheibenbremse; <input type="checkbox"/>		24.3727-0827.2 580827	L= 642
				Scheibenbremse; <input checked="" type="checkbox"/>	1	24.3727-0834.2 580834	L= 1.700
2.0 HDi 110	80	02/99→04/04		→ 08/01; Scheibenbremse; <input type="checkbox"/>		24.3727-0826.2 580826	L= 695
				→ 08/01; Scheibenbremse; <input type="checkbox"/>		24.3727-0827.2 580827	L= 642
				→ 08/01; Scheibenbremse; <input checked="" type="checkbox"/>	1	24.3727-0834.2 580834	L= 1.700
PEUGEOT - 406 Coupe (8C) 03/97→02/05							
 Bremsbackensatz, Feststellbremse							
2.0 16V 2.2 2.2 HDi 3.0 24V 3.0 V6 3.0 V6 24V	97 - 100 116 98 143 152 140	03/97→12/04 03/02→12/04 03/00→12/04 05/97→06/99 03/00→12/04 03/97→12/04	➡			03.0137-4010.2 654010	Ø 180 x 30 + Zub
2.0 16V 3.0 V6	99 154	04/99→09/04 03/99→06/01	➡	→ 10/00 03/00→		03.0137-4010.2 654010	Ø 180 x 30 + Zub Ø 180 x 30 + Zub
Zubehörsatz, Feststellbremsbacken							
2.0 16V 2.2 2.2 HDi 3.0 24V 3.0 V6 3.0 V6 24V	97 - 100 116 98 143 152 140	03/97→12/04 03/02→12/04 03/00→12/04 05/97→06/99 03/00→12/04 03/97→12/04	➡			03.0137-9700.2 669700 03.0137-9702.2 669702	
2.0 16V 3.0 V6	99 154	04/99→09/04 03/99→06/01	➡	→ 10/00 03/00→		03.0137-9700.2 669700 03.0137-9702.2 669702	
			➡	→ 10/00		03.0137-9249.2 669249	
			➡	03/00→		03.0137-9700.2 669700 03.0137-9702.2 669702	
			➡	03/00→		03.0137-9249.2 669249	
 Seilzug, Feststellbremse							
2.0 16V 2.2 HDi 3.0 24V 3.0 V6 3.0 V6 24V	97 - 100 98 143 152 140	03/97→12/04 03/00→12/04 05/97→06/99 03/00→12/04 03/97→12/04		Scheibenbremse; <input type="checkbox"/>		24.3727-0828.2 580828	L= 706
				Scheibenbremse; <input type="checkbox"/>		24.3727-0829.2 580829	L= 644
				Scheibenbremse; <input checked="" type="checkbox"/>	1	24.3727-0834.2 580834	L= 1.700
2.0 16V	99	04/99→09/04		→ 10/00; Scheibenbremse; <input type="checkbox"/>		24.3727-0828.2 580828	L= 706
				→ 10/00; Scheibenbremse; <input type="checkbox"/>		24.3727-0829.2 580829	L= 644
				→ 10/00; Scheibenbremse; <input checked="" type="checkbox"/>	1	24.3727-0834.2 580834	L= 1.700
2.2	116	03/02→12/04		Scheibenbremse; <input type="checkbox"/>		24.3727-0826.2 580826	L= 695
				Scheibenbremse; <input type="checkbox"/>		24.3727-0827.2 580827	L= 642
				Scheibenbremse; <input checked="" type="checkbox"/>	1	24.3727-0834.2 580834	L= 1.700
3.0 V6	154	03/99→06/01		03/00→; Scheibenbremse; <input type="checkbox"/>		24.3727-0828.2 580828	L= 706
				03/00→; Scheibenbremse; <input type="checkbox"/>		24.3727-0829.2 580829	L= 644
				03/00→; Scheibenbremse; <input checked="" type="checkbox"/>	1	24.3727-0834.2 580834	L= 1.700

	kw			 	! #		
PEUGEOT - 407 (6D_) 02/04→12/11							
 Seilzug, Feststellbremse							
1.6 HDi 110 1.8 1.8 16V 2.0 2.0 16V 2.0 Bioflex 2.0 Flex 2.0 HDi 2.0 HDi 135 2.2 2.2 16V 2.2 HDi 2.2 HDi 170 2.7 HDi 3.0	80 85 92 100 103 - 105 103 103 93 - 120 100 116 120 120 125 150 155	05/04→12/10 03/04→07/05 08/05→12/10 03/04→07/05 09/05→12/10 09/07→02/11 10/05→02/11 11/04→12/10 05/04→10/10 03/04→10/06 08/05→12/10 03/06→12/10 03/06→12/10 10/05→12/10 03/04→12/10		Scheibenbremse; 	2	24.3727-0844.2 580844	L= 2.155
PEUGEOT - 407 Coupe (6C_) 10/05→							
 Seilzug, Feststellbremse							
2.0 HDi 2.0 HDi 2.2 16V 2.7 HDi 3.0 HDi 3.0 V6	100 120 120 150 177 155	10/05→ 06/09→ 10/05→ 10/05→ 06/09→ 10/05→		07/07→ 12/11; Scheibenbremse;  → 12/11; Scheibenbremse; 	2	24.3727-0844.2 580844	L= 2.155
PEUGEOT - 407 SW (6E_) 05/04→12/11							
 Seilzug, Feststellbremse							
1.6 HDi 110 1.8 1.8 16V 2.0 2.0 16V 2.0 Bioflex 2.0 Flex 2.0 HDi 2.0 HDi 135 2.2 2.2 16V 2.2 HDi 2.2 HDi 170 2.7 HDi 3.0	80 85 92 100 103 103 103 93 - 120 100 116 120 120 125 150 155	05/04→12/10 05/04→07/05 08/05→12/10 05/04→07/05 08/05→12/10 01/08→12/10 10/05→02/11 11/04→12/10 07/04→12/10 05/04→07/05 08/05→12/10 06/08→12/10 03/06→12/10 10/05→12/10 05/04→12/10		Scheibenbremse; 	2	24.3727-0844.2 580844	L= 2.155
PEUGEOT - 407 SW Kasten/Kombi (6E_) 08/04→12/10							
 Seilzug, Feststellbremse							
1.6 HDi 2.0 HDi	80 103 - 120	08/04→12/10 06/09→12/10		Scheibenbremse; 	2	24.3727-0844.2 580844	L= 2.155
PEUGEOT - 605 (6B) 06/89→09/99							
 Bremsbackensatz, Feststellbremse							
2.0 3.0 3.0 SV 24 2.0 16V 2.0 Turbo 2.5 Turbo Diesel 2.0 Turbo 2.1 TD 12V 3.0 V6 2.1 Turbo Diesel	79 - 89 123 147 97 108 95 104 80 140 80	06/89→09/99 10/89→09/99 08/89→09/99 07/94→09/99 07/91→09/99 07/94→09/99 07/92→09/99 08/94→09/99 04/97→09/99 06/89→09/99	→ → → → → → → → → → →	04/90→ 09/94→ 12/92→ 08/94 10/90→		03.0137-0409.2 650409	Ø 186 x 20
Zubehörsatz, Feststellbremsbacken							
2.0 3.0 3.0 SV 24 2.0 16V 2.0 Turbo 2.5 Turbo Diesel 2.0 Turbo 2.1 TD 12V	79 - 89 123 147 97 108 95 104 80	06/89→09/99 10/89→09/99 08/89→09/99 07/94→09/99 07/91→09/99 07/94→09/99 07/92→09/99 08/94→09/99		04/90→ 09/94→ 12/92→ 08/94		03.0137-9701.2 669701	

	kw			 	! #		
PEUGEOT - 605 (6B) 06/89→09/99							
Zubehörsatz, Feststellbremsbacken							
3.0 V6	140	04/97→09/99				03.0137-9701.2 669701	
2.1 Turbo Diesel	80	06/89→09/99		10/90→		03.0137-9701.2 669701	
PEUGEOT - 607 (9D, 9U) 01/00→							
 Bremsbackensatz, Feststellbremse							
2.0	100	02/00→08/05	➡	→ 11/04		03.0137-4010.2 654010	Ø 180 x 30 + Zub
2.0 HDI	80	05/00→09/05					
2.2 16V	116	02/00→08/05					
2.2 HDi	98	02/00→02/06	➡				
2.0 HDi	79	03/01→09/04	➡	→ 07/04		03.0137-4010.2 654010	Ø 180 x 30 + Zub
3.0 V6 24V	152	02/00→07/04	➡			03.0137-4010.2 654010	Ø 180 x 30 + Zub
Zubehörsatz, Feststellbremsbacken							
2.0	100	02/00→08/05		→ 11/04		03.0137-9700.2 669700	
2.0 HDI	80	05/00→09/05				03.0137-9702.2 669702	
2.2 16V	116	02/00→08/05					
2.2 HDi	98	02/00→02/06	➡	→ 11/04		03.0137-9249.2 669249	
2.0 HDi	79	03/01→09/04		→ 07/04		03.0137-9700.2 669700	
						03.0137-9702.2 669702	
			➡	→ 07/04		03.0137-9249.2 669249	
3.0 V6 24V	152	02/00→07/04				03.0137-9700.2 669700	
						03.0137-9702.2 669702	
			➡			03.0137-9249.2 669249	
 Seilzug, Feststellbremse							
2.0	100	02/00→08/05		→ 11/04; <input type="checkbox"/>		24.3727-0837.2 580837	L= 724
2.0 HDI	80	05/00→09/05		→ 11/04; <input type="checkbox"/>		24.3727-0838.2 580838	L= 713
2.2 16V	116	02/00→08/05					
2.2 HDi	98	02/00→02/06		12/04→; <input type="checkbox"/>		24.3727-0840.2 580840	L= 815
				12/04→; <input type="checkbox"/>		24.3727-0841.2 580841	L= 794
2.0 HDi	79	03/01→09/04		→ 07/04; <input type="checkbox"/>		24.3727-0837.2 580837	L= 724
				→ 07/04; <input type="checkbox"/>		24.3727-0838.2 580838	L= 713
2.0 HDI	100	09/05→07/11		→ 12/10; <input type="checkbox"/>		24.3727-0840.2 580840	L= 815
2.7 HDi 24V	150	12/04→07/11		→ 12/10; <input type="checkbox"/>		24.3727-0841.2 580841	L= 794
3.0 V6 24V	155	03/04→07/11					
2.2 16V	120	09/05→06/10		<input type="checkbox"/>		24.3727-0840.2 580840	L= 815
2.2 HDi	125	05/06→06/10		<input type="checkbox"/>		24.3727-0841.2 580841	L= 794
3.0 V6 24V	152	02/00→07/04		<input type="checkbox"/>		24.3727-0837.2 580837	L= 724
				<input type="checkbox"/>		24.3727-0838.2 580838	L= 713
PEUGEOT - 806 (221) 06/94→08/02							
 Radbremszylinder							
1.8	73	07/95→08/02	➡	10/96→ 06/02; - ABS	2	24.3219-1704.3 020374	GG
1.9 TD	66 - 68	07/95→08/02	➡	→ 06/02; - ABS	2	24.3219-1704.3 020374	GG
2.0 HDI	80	08/99→08/02					
2.0 HDI 16V	80	08/99→08/02					
2.0	89	06/94→08/02	➡	08/94→ 06/02; - ABS	2	24.3219-1704.3 020374	GG
Zubehörsatz, Bremsbacken							
1.8	73	07/95→08/02	➡	10/96→ 06/02; - ABS		03.0137-9208.2 669208	
1.9 TD	66 - 68	07/95→08/02	➡	→ 06/02; - ABS		03.0137-9208.2 669208	
2.0 HDI	80	08/99→08/02					
2.0 HDI 16V	80	08/99→08/02					
2.0	89	06/94→08/02	➡	08/94→ 06/02; - ABS		03.0137-9208.2 669208	
 Bremstrommel							
1.8	73	07/95→08/02	➡	10/96→ 06/02; - ABS		24.0225-5003.1 480066	Ø 298 x 67 / 256
1.9 TD	66 - 68	07/95→08/02	➡	→ 06/02; - ABS		24.0225-5003.1 480066	Ø 298 x 67 / 256
2.0 HDI	80	08/99→08/02					
2.0 HDI 16V	80	08/99→08/02					
2.0	89	06/94→08/02	➡	08/94→ 06/02; - ABS		24.0225-5003.1 480066	Ø 298 x 67 / 256
 Bremsbackensatz							
1.8 →	73	07/95→08/02	➡	10/96→ 06/02; - ABS		03.0137-0314.2 650314	Ø 255 x 61

	kw					! #		
PEUGEOT - 806 (221) 06/94 → 08/02								
 Bremsbackensatz								
1.8	73	07/95 → 08/02	➡	10/96 → 06/02; - ABS			03.0520-2619.3 692619 03.0525-0029.3 EQ0029	BDX Ø 255 x 61 + RZ / + Zub TopKit BDX Ø 255 x 61 - RZ / + Zub Easy Quick
1.9 TD 2.0 HDI 2.0 HDI 16V	66 - 68 80 80	07/95 → 08/02 08/99 → 08/02 08/99 → 08/02	➡	→ 06/02; - ABS			03.0137-0314.2 650314 03.0520-2619.3 692619 03.0525-0029.3 EQ0029	Ø 255 x 61 BDX Ø 255 x 61 + RZ / + Zub TopKit BDX Ø 255 x 61 - RZ / + Zub Easy Quick
2.0	89	06/94 → 08/02	➡	08/94 → 06/02; - ABS			03.0137-0314.2 650314 03.0520-2619.3 692619 03.0525-0029.3 EQ0029	Ø 255 x 61 BDX Ø 255 x 61 + RZ / + Zub TopKit BDX Ø 255 x 61 - RZ / + Zub Easy Quick
 Bremsbackensatz, Feststellbremse								
1.8	73	07/95 → 08/02	➡	10/96 → 06/02			03.0137-4018.2 654018	Ø 180 x 30 + Zub
1.9 TD 2.0 16V 2.0 HDI 2.0 HDI 16V	66 - 68 100 80 80	07/95 → 08/02 09/00 → 08/02 08/99 → 08/02 08/99 → 08/02	➡	→ 06/02			03.0137-4018.2 654018	Ø 180 x 30 + Zub
2.0 2.0 Turbo	89 108	06/94 → 08/02 06/94 → 08/02	➡	08/94 → 06/02			03.0137-4018.2 654018	Ø 180 x 30 + Zub
2.0 16V	97	05/98 → 09/00	➡	10/98 →			03.0137-4018.2 654018	Ø 180 x 30 + Zub
2.1 td 12V	80	06/96 → 08/99	➡				03.0137-4018.2 654018	Ø 180 x 30 + Zub
Zubehörsatz, Feststellbremsbacken								
1.8	73	07/95 → 08/02	➡	10/96 → 06/02			03.0137-9700.2 669700 03.0137-9702.2 669702	
			➡	10/96 → 06/02			03.0137-9249.2 669249	
1.9 TD 2.0 16V 2.0 HDI 2.0 HDI 16V	66 - 68 100 80 80	07/95 → 08/02 09/00 → 08/02 08/99 → 08/02 08/99 → 08/02	➡	→ 06/02			03.0137-9700.2 669700 03.0137-9702.2 669702	
			➡	→ 06/02			03.0137-9249.2 669249	
2.0 2.0 Turbo	89 108	06/94 → 08/02 06/94 → 08/02	➡	08/94 → 06/02			03.0137-9700.2 669700 03.0137-9702.2 669702	
			➡	08/94 → 06/02			03.0137-9249.2 669249	
2.0 16V	97	05/98 → 09/00	➡	10/98 →			03.0137-9700.2 669700 03.0137-9702.2 669702	
			➡	10/98 →			03.0137-9249.2 669249	
2.1 td 12V	80	06/96 → 08/99	➡				03.0137-9700.2 669700 03.0137-9702.2 669702	
			➡				03.0137-9249.2 669249	
 Seilzug, Feststellbremse								
1.8	73	07/95 → 08/02		10/96 → 06/02; für Linkslenker; Scheibenbremse; 	1	24.3727-0336.2 580336	L= 500	
				10/96 → 06/02; für Linkslenker; Scheibenbremse; 		24.3727-0529.2 580529	L= 2.205	
				10/96 → 06/02; für Linkslenker; Scheibenbremse; 		24.3727-0530.2 580530	L= 1.255	
				10/96 → 06/02; für Linkslenker; Trommelbremse; 		24.3727-0531.2 580531	L= 2.286	
				10/96 → 06/02; für Rechtslenker; Trommelbremse; 		24.3727-0532.2 580532	L= 1.063	
				10/96 → 06/02; für Linkslenker; Trommelbremse; 		24.3727-0532.2 580532	L= 1.063	
1.9 TD 2.0 HDI 2.0 HDI 16V	66 - 68 80 80	07/95 → 08/02 08/99 → 08/02 08/99 → 08/02		→ 06/02; für Linkslenker; Scheibenbremse; 	1	24.3727-0336.2 580336	L= 500	
				→ 06/02; für Linkslenker; Scheibenbremse; 		24.3727-0529.2 580529	L= 2.205	
				→ 06/02; für Linkslenker; Scheibenbremse; 		24.3727-0530.2 580530	L= 1.255	
				→ 06/02; für Linkslenker; Trommelbremse; 		24.3727-0531.2 580531	L= 2.286	
				→ 06/02; für Linkslenker; Trommelbremse; 		24.3727-0532.2 580532	L= 1.063	

PEUGEOT - 806 (221) 06/94 → 08/02









Seilzug, Feststellbremse














1.9 TD	66 - 68	07/95 → 08/02		→ 06/02; für Rechtslenker; Trommelbremse; <input type="checkbox"/>		24.3727-0532.2 580532	L= 1.063
2.0 HDI	80	08/99 → 08/02					
2.0 HDI 16V	80	08/99 → 08/02					
2.0	89	06/94 → 08/02		08/94 → 06/02; für Linkslenker; Scheibenbremse; <input checked="" type="checkbox"/>	1	24.3727-0336.2 580336	L= 500
				08/94 → 06/02; für Linkslenker; Scheibenbremse; <input type="checkbox"/>		24.3727-0529.2 580529	L= 2.205
				08/94 → 06/02; für Linkslenker; Scheibenbremse; <input type="checkbox"/>		24.3727-0530.2 580530	L= 1.255
				08/94 → 06/02; für Linkslenker; Trommelbremse; <input type="checkbox"/>		24.3727-0531.2 580531	L= 2.286
				08/94 → 06/02; für Rechtslenker; Trommelbremse; <input type="checkbox"/>		24.3727-0532.2 580532	L= 1.063
				08/94 → 06/02; für Linkslenker; Trommelbremse; <input type="checkbox"/>		24.3727-0532.2 580532	L= 1.063
2.0 16V	97	05/98 → 09/00		10/98 →; für Linkslenker; Scheibenbremse; <input checked="" type="checkbox"/>	1	24.3727-0336.2 580336	L= 500
				10/98 →; für Linkslenker; Scheibenbremse; <input type="checkbox"/>		24.3727-0529.2 580529	L= 2.205
				10/98 →; für Linkslenker; Scheibenbremse; <input type="checkbox"/>		24.3727-0530.2 580530	L= 1.255
2.0 16V	100	09/00 → 08/02		→ 06/02; für Linkslenker; Scheibenbremse; <input checked="" type="checkbox"/>	1	24.3727-0336.2 580336	L= 500
				→ 06/02; für Linkslenker; Scheibenbremse; <input type="checkbox"/>		24.3727-0529.2 580529	L= 2.205
				→ 06/02; für Linkslenker; Scheibenbremse; <input type="checkbox"/>		24.3727-0530.2 580530	L= 1.255
2.0 Turbo	108	06/94 → 08/02		08/94 → 06/02; für Linkslenker; Scheibenbremse; <input checked="" type="checkbox"/>	1	24.3727-0336.2 580336	L= 500
				08/94 → 06/02; für Linkslenker; Scheibenbremse; <input type="checkbox"/>		24.3727-0529.2 580529	L= 2.205
				08/94 → 06/02; für Linkslenker; Scheibenbremse; <input type="checkbox"/>		24.3727-0530.2 580530	L= 1.255
2.1 td 12V	80	06/96 → 08/99		für Linkslenker; Scheibenbremse; <input checked="" type="checkbox"/>	1	24.3727-0336.2 580336	L= 500
				für Linkslenker; Scheibenbremse; <input type="checkbox"/>		24.3727-0529.2 580529	L= 2.205
				für Linkslenker; Scheibenbremse; <input type="checkbox"/>		24.3727-0530.2 580530	L= 1.255
















PEUGEOT - 807 (EB_) 06/02 →














Seilzug, Feststellbremse

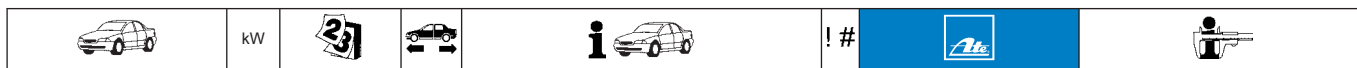
2.0	100	06/02 →		→ Orga 10284; für Rechtslenker; Scheibenbremse; <input type="checkbox"/>		24.3727-0847.2 580847	L= 1.068
2.2	116	06/02 →					
2.2 HDi	94	06/02 →		→ Orga 10284; für Linkslenker; Scheibenbremse; <input type="checkbox"/>		24.3727-0847.2 580847	L= 1.068
3.0 V6	150	06/02 →		→ Orga 10284; für Rechtslenker; Scheibenbremse; <input type="checkbox"/>		24.3727-0848.2 580848	L= 2.360
				→ Orga 10284; für Linkslenker; Scheibenbremse; <input type="checkbox"/>		24.3727-0848.2 580848	L= 2.360
				Orga 10285 →; für Linkslenker; → 06/14; Scheibenbremse; <input type="checkbox"/>		24.3727-0849.2 580849	L= 2.308
				Orga 10285 →; für Rechtslenker; → 06/14; Scheibenbremse; <input type="checkbox"/>		24.3727-0849.2 580849	L= 2.308
				Orga 10285 →; für Linkslenker; → 06/14; Scheibenbremse; <input type="checkbox"/>		24.3727-0850.2 580850	L= 1.041
				Orga 10285 →; für Rechtslenker; → 06/14; Scheibenbremse; <input type="checkbox"/>		24.3727-0850.2 580850	L= 1.041
2.0 16V	103	09/05 →		→ Orga 10284; für Rechtslenker; Scheibenbremse; <input type="checkbox"/>		24.3727-0847.2 580847	L= 1.068
2.0 HDi	100	06/06 →		→ Orga 10284; für Rechtslenker; Scheibenbremse; <input type="checkbox"/>		24.3727-0848.2 580848	L= 2.360
				Orga 10285 →; für Linkslenker; → 06/14; Scheibenbremse; <input type="checkbox"/>		24.3727-0849.2 580849	L= 2.308
				Orga 10285 →; für Rechtslenker; → 06/14; Scheibenbremse; <input type="checkbox"/>		24.3727-0849.2 580849	L= 2.308
				Orga 10285 →; für Linkslenker; → 06/14; Scheibenbremse; <input type="checkbox"/>		24.3727-0850.2 580850	L= 1.041
				Orga 10285 →; für Rechtslenker; → 06/14; Scheibenbremse; <input type="checkbox"/>		24.3727-0850.2 580850	L= 1.041
2.0 HDi	79	06/02 → 05/06		→ Orga 10284; für Linkslenker; Scheibenbremse; <input type="checkbox"/>		24.3727-0847.2 580847	L= 1.068
2.2 HDi	100	04/04 → 05/06		→ Orga 10284; für Rechtslenker; Scheibenbremse; <input type="checkbox"/>		24.3727-0847.2 580847	L= 1.068

	kw			 	! #		
PEUGEOT - 807 (EB_) 06/02→							
 Seilzug, Feststellbremse							
2.0 HDi 2.2 HDi	79 100	06/02→05/06 04/04→05/06		→Orga 10284; für Linkslenker; Scheibenbremse; <input type="checkbox"/>	24.3727-0848.2	580848	L= 2.360
				→Orga 10284; für Rechtslenker; Scheibenbremse; <input type="checkbox"/>	24.3727-0848.2	580848	L= 2.360
				Orga 10285→; für Rechtslenker; Scheibenbremse; <input type="checkbox"/>	24.3727-0849.2	580849	L= 2.308
				Orga 10285→; für Linkslenker; Scheibenbremse; <input type="checkbox"/>	24.3727-0849.2	580849	L= 2.308
				Orga 10285→; für Rechtslenker; Scheibenbremse; <input type="checkbox"/>	24.3727-0850.2	580850	L= 1.041
				Orga 10285→; für Linkslenker; Scheibenbremse; <input type="checkbox"/>	24.3727-0850.2	580850	L= 1.041
2.0 HDi	80	04/04→		→Orga 10284; für Rechtslenker; Scheibenbremse; <input type="checkbox"/>	24.3727-0847.2	580847	L= 1.068
				→Orga 10284; für Rechtslenker; Scheibenbremse; <input type="checkbox"/>	24.3727-0848.2	580848	L= 2.360
				Orga 10285→; → 05/06; für Linkslenker; Scheibenbremse; <input type="checkbox"/>	24.3727-0849.2	580849	L= 2.308
				Orga 10285→; → 05/06; für Rechtslenker; Scheibenbremse; <input type="checkbox"/>	24.3727-0849.2	580849	L= 2.308
				Orga 10285→; → 05/06; für Linkslenker; Scheibenbremse; <input type="checkbox"/>	24.3727-0850.2	580850	L= 1.041
				Orga 10285→; → 05/06; für Rechtslenker; Scheibenbremse; <input type="checkbox"/>	24.3727-0850.2	580850	L= 1.041
2.0 HDi	88	02/06→		11/06→; →Orga 10284; für Rechtslenker; Scheibenbremse; <input type="checkbox"/>	24.3727-0847.2	580847	L= 1.068
				11/06→; →Orga 10284; für Rechtslenker; Scheibenbremse; <input type="checkbox"/>	24.3727-0848.2	580848	L= 2.360
				Orga 10285→; für Rechtslenker; → 06/14; Scheibenbremse; <input type="checkbox"/>	24.3727-0849.2	580849	L= 2.308
				Orga 10285→; für Linkslenker; → 06/14; Scheibenbremse; <input type="checkbox"/>	24.3727-0849.2	580849	L= 2.308
				Orga 10285→; für Rechtslenker; → 06/14; Scheibenbremse; <input type="checkbox"/>	24.3727-0850.2	580850	L= 1.041
				Orga 10285→; für Linkslenker; → 06/14; Scheibenbremse; <input type="checkbox"/>	24.3727-0850.2	580850	L= 1.041
2.0 HDi	120	06/09→		für Rechtslenker; → 06/14; Scheibenbremse; <input type="checkbox"/>	24.3727-0849.2	580849	L= 2.308
				für Linkslenker; → 01/14; Scheibenbremse; <input type="checkbox"/>	24.3727-0849.2	580849	L= 2.308
				für Rechtslenker; → 06/14; Scheibenbremse; <input type="checkbox"/>	24.3727-0850.2	580850	L= 1.041
				für Linkslenker; → 01/14; Scheibenbremse; <input type="checkbox"/>	24.3727-0850.2	580850	L= 1.041
2.2 HDi	120	06/06→		10/07→; →Orga 10284; für Rechtslenker; Scheibenbremse; <input type="checkbox"/>	24.3727-0847.2	580847	L= 1.068
				10/07→; →Orga 10284; für Rechtslenker; Scheibenbremse; <input type="checkbox"/>	24.3727-0848.2	580848	L= 2.360
				Orga 10285→; für Rechtslenker; → 06/14; Scheibenbremse; <input type="checkbox"/>	24.3727-0849.2	580849	L= 2.308
				Orga 10285→; für Linkslenker; → 06/14; Scheibenbremse; <input type="checkbox"/>	24.3727-0849.2	580849	L= 2.308
				Orga 10285→; für Rechtslenker; → 06/14; Scheibenbremse; <input type="checkbox"/>	24.3727-0850.2	580850	L= 1.041
				Orga 10285→; für Linkslenker; → 06/14; Scheibenbremse; <input type="checkbox"/>	24.3727-0850.2	580850	L= 1.041
2.2 HDi	125	06/06→06/10		10/07→; →Orga 10284; für Rechtslenker; Scheibenbremse; <input type="checkbox"/>	24.3727-0847.2	580847	L= 1.068
				10/07→; →Orga 10284; für Rechtslenker; Scheibenbremse; <input type="checkbox"/>	24.3727-0848.2	580848	L= 2.360
				Orga 10285→; für Linkslenker; Scheibenbremse; <input type="checkbox"/>	24.3727-0849.2	580849	L= 2.308
				Orga 10285→; für Rechtslenker; Scheibenbremse; <input type="checkbox"/>	24.3727-0849.2	580849	L= 2.308
				Orga 10285→; für Linkslenker; Scheibenbremse; <input type="checkbox"/>	24.3727-0850.2	580850	L= 1.041
				Orga 10285→; für Rechtslenker; Scheibenbremse; <input type="checkbox"/>	24.3727-0850.2	580850	L= 1.041
PEUGEOT - 807 Van (EB_) 06/02→							
 Seilzug, Feststellbremse							
2.0 HDi →	120	05/10→		für Rechtslenker; Scheibenbremse; <input type="checkbox"/>	24.3727-0849.2	580849	L= 2.308

	kW					! #		
PEUGEOT - 807 Van (EB_) 06/02→								
 Seilzug, Feststellbremse								
2.0 HDi	120	05/10→			für Linkslenker; Scheibenbremse; <input type="checkbox"/>		24.3727-0849.2 580849	L= 2.308
					für Rechtslenker; Scheibenbremse; <input type="checkbox"/>		24.3727-0850.2 580850	L= 1.041
					für Linkslenker; Scheibenbremse; <input type="checkbox"/>		24.3727-0850.2 580850	L= 1.041
2.0 HDi HDi	79 94	06/02→05/06 04/04→05/06			→Orga 10284; für Rechtslenker; Scheibenbremse; <input type="checkbox"/>		24.3727-0847.2 580847	L= 1.068
					→Orga 10284; für Linkslenker; Scheibenbremse; <input type="checkbox"/>		24.3727-0847.2 580847	L= 1.068
					→Orga 10284; für Rechtslenker; Scheibenbremse; <input type="checkbox"/>		24.3727-0848.2 580848	L= 2.360
					→Orga 10284; für Linkslenker; Scheibenbremse; <input type="checkbox"/>		24.3727-0848.2 580848	L= 2.360
					Orga 10285→; für Rechtslenker; Scheibenbremse; <input type="checkbox"/>		24.3727-0849.2 580849	L= 2.308
					Orga 10285→; für Linkslenker; Scheibenbremse; <input type="checkbox"/>		24.3727-0849.2 580849	L= 2.308
					Orga 10285→; für Rechtslenker; Scheibenbremse; <input type="checkbox"/>		24.3727-0850.2 580850	L= 1.041
					Orga 10285→; für Linkslenker; Scheibenbremse; <input type="checkbox"/>		24.3727-0850.2 580850	L= 1.041
2.0 HDi	80	04/04→05/06			→Orga 10284; für Rechtslenker; Scheibenbremse; <input type="checkbox"/>		24.3727-0847.2 580847	L= 1.068
					→Orga 10284; für Rechtslenker; Scheibenbremse; <input type="checkbox"/>		24.3727-0848.2 580848	L= 2.360
					Orga 10285→; für Rechtslenker; Scheibenbremse; <input type="checkbox"/>		24.3727-0849.2 580849	L= 2.308
					Orga 10285→; für Linkslenker; Scheibenbremse; <input type="checkbox"/>		24.3727-0849.2 580849	L= 2.308
					Orga 10285→; für Rechtslenker; Scheibenbremse; <input type="checkbox"/>		24.3727-0850.2 580850	L= 1.041
					Orga 10285→; für Linkslenker; Scheibenbremse; <input type="checkbox"/>		24.3727-0850.2 580850	L= 1.041
PEUGEOT - 1007 (KM_) 04/05→								
 Radbremszylinder								
1.4 1.4 16V 1.4 HDi	54 65 50	04/05→ 10/05→ 04/05→	➔	→ 02/11		2	24.3220-1717.3 020430 24.3220-1724.3 020476	TRW ALU BOS ALU
Zubehörsatz, Bremsbacken								
1.4 1.4 16V 1.4 HDi	54 65 50	04/05→ 10/05→ 04/05→	➔	→ 02/11			03.0137-9267.2 669267 03.0137-9281.2 669281	TRW
 Bremstrommel								
1.4 1.4 16V 1.4 HDi	54 65 50	04/05→ 10/05→ 04/05→	➔	→ 02/11			24.0220-3029.1 480179 24.0220-3729.2 480217	Ø 244,5 x 42 / 204,5 - RLG / - ABS Ring Ø 244,5 x 42 / 204,5 + RLG / + ABS Ring
 Bremsbackensatz								
1.4 1.4 16V 1.4 HDi	54 65 50	04/05→ 10/05→ 04/05→	➔	→ 02/11			03.0137-0426.2 650426 03.0137-0439.2 650439 03.0520-7620.3 697620 03.0520-8520.3 698520	TRW Ø 203 x 38 + HEB Ø 203 x 39 + HEB TRW Ø 203 x 38 + RZ / + Zub TopKit BOS Ø 203 x 39 + RZ / + Zub TopKit
 Seilzug, Feststellbremse								
1.4 1.4 16V 1.4 HDi	54 65 50	04/05→ 10/05→ 04/05→		→ 02/11; Trommelbremse; <input type="checkbox"/>		2	24.3727-0843.2 580843	L= 1.612
PEUGEOT - 2008 I (CU_) 03/13→								
 Seilzug, Feststellbremse								
1.2 PureTech 82 1.2 THP 110 / PureTech 110 1.2 THP 130 / PureTech 130 1.2 VTi 1.4 HDi 1.5 BlueHDI 100 →	61 81 96 60 50 75	01/18→12/19 01/15→ 01/15→ 03/13→12/18 06/13→ 05/18→		↓		2	24.3727-0855.2 580855	L= 1.910

	kw			 	! #		
PEUGEOT - 2008 I (CU_) 03/13→							
 Seilzug, Feststellbremse							
1.5 BlueHDI 120	88	05/18→		↓	2	24.3727-0855.2 580855	L= 1.910
1.6 BlueHDI	85	07/14→					
1.6 BlueHDI 100	73	01/15→					
1.6 BlueHDI 120	88	07/14→					
1.6 BlueHDI 75	55	01/15→					
1.6 HDi	68	03/13→					
	84						
1.6 VTi	85	03/13→					
	88						
PEUGEOT - 2008 I Van (CU_) 03/13→							
 Seilzug, Feststellbremse							
BlueHDI 100	75	05/18→		↓	2	24.3727-0855.2 580855	L= 1.910
BlueHDI 120	88	05/18→					
PureTech 130	96	01/18→					
PEUGEOT - 4007 (VU_, VV_) 02/07→03/13							
 Bremsbackensatz, Feststellbremse							
2.0	108	11/10→03/13	➡	→ 11/12		03.0137-3023.2 653023	Ø 170 x 32 - HEB
2.0 4x4	108	11/10→03/13					
2.2 HDi	115	02/07→03/13	➡	→ 11/12		03.0137-3015.2 653015	Ø 190 x 32 - HEB
2.4 16V	125	02/07→03/13					
Zubehörsatz, Feststellbremsbacken							
2.0	108	11/10→03/13	➡	→ 11/12		03.0137-9307.2 669307	
2.0 4x4	108	11/10→03/13					
2.2 HDi	115	02/07→03/13					
2.4 16V	125	02/07→03/13					
 Seilzug, Feststellbremse							
2.0	108	11/10→03/13		→ 11/12; ☐		24.3727-0359.2 580359	L= 1.645
				→ 11/12; ☐		24.3727-0360.2 580360	L= 1.627
2.0 4x4	108	11/10→03/13		→ 11/12; ☐		24.3727-0359.2 580359	L= 1.645
PEUGEOT - 4007 Van (VU_, VV_) 02/07→03/13							
 Bremsbackensatz, Feststellbremse							
HDi 155	115	02/07→03/13	➡	→ 11/12		03.0137-3015.2 653015	Ø 190 x 32 - HEB
Zubehörsatz, Feststellbremsbacken							
HDi 155	115	02/07→03/13	➡	→ 11/12		03.0137-9307.2 669307	
PEUGEOT - 4008 05/12→							
 Bremsbackensatz, Feststellbremse							
1.6	86	05/12→	➡			03.0137-3023.2 653023	Ø 170 x 32 - HEB
1.6 HDi	84	05/12→					
1.6 HDi AWC	84	05/12→					
1.8 HDi	110	05/12→					
1.8 HDi AWC	110	05/12→					
2.0 AWC	110	05/12→					
Zubehörsatz, Feststellbremsbacken							
1.6	86	05/12→	➡			03.0137-9307.2 669307	
1.6 HDi	84	05/12→					
1.6 HDi AWC	84	05/12→					
1.8 HDi	110	05/12→					
1.8 HDi AWC	110	05/12→					
2.0 AWC	110	05/12→					
 Seilzug, Feststellbremse							
1.6	86	05/12→		→Orga 13114; ☐		24.3727-0359.2 580359	L= 1.645
1.6 HDi	84	05/12→					
1.8 HDi	110	05/12→		→Orga 13114; ☐		24.3727-0360.2 580360	L= 1.627
2.0	110	05/13→					
1.6 HDi AWC	84	05/12→		→Orga 13114; ☐		24.3727-0359.2 580359	L= 1.645
1.8 HDi AWC	110	05/12→					
2.0 AWC	110	05/12→					
PEUGEOT - BIPPER (AA_) 02/08→							
 Radbremszylinder							
1.3 HDi 75	55	10/10→	➡			24.3220-1728.3 020509	ALU
1.3 HDi 80 / BlueHDI 80	59	12/15→					
1.4	54	02/08→					
1.4 HDi	50	02/08→					

	kw			 	! #		
PEUGEOT - BIPPER (AA_) 02/08→							
Zubehörsatz, Bremsbacken							
1.3 HDi 75	55	10/10→	➔			03.0137-9309.2 669309	AP
1.3 HDi 80 / BlueHDi 80	59	12/15→					
1.4	54	02/08→	➔			03.0137-9310.2 669310	AP
1.4 HDi	50	02/08→	➔	→ 09/10		03.0137-9309.2 669309	AP
			➔	10/10→		03.0137-9310.2 669310	AP
 Bremstrommel							
1.4	54	02/08→	➔			24.0220-2001.1 480307	Ø 249,5 x 48,5 / 204,7
 Bremsbackensatz							
1.3 HDi 75	55	10/10→	➔			03.0137-0493.2 650493	AP Ø 228 x 42 + HEB
1.3 HDi 80 / BlueHDi 80	59	12/15→				03.0521-0120.3 690120	AP Ø 228 x 42 + RZ / + Zub TopKit
1.4	54	02/08→	➔			03.0137-0479.2 650479	AP Ø 203 x 38 + HEB
						03.0520-9220.3 699220	AP Ø 203 x 38 + RZ / + Zub TopKit
1.4 HDi	50	02/08→	➔	10/10→		03.0137-0479.2 650479	AP Ø 203 x 38 + HEB
						03.0520-9220.3 699220	AP Ø 203 x 38 + RZ / + Zub TopKit
			➔	→ 09/10		03.0137-0493.2 650493	AP Ø 228 x 42 + HEB
						03.0521-0120.3 690120	AP Ø 228 x 42 + RZ / + Zub TopKit
PEUGEOT - BIPPER TEPEE 04/08→							
 Radbremszylinder							
1.3 HDi 75	55	10/10→	➔		2	24.3220-1728.3 020509	ALU
1.3 HDi 80	59	12/15→					
1.4	54	04/08→					
1.4 HDi	50	04/08→					
Zubehörsatz, Bremsbacken							
1.3 HDi 75	55	10/10→	➔			03.0137-9309.2 669309	AP
1.3 HDi 80	59	12/15→					
1.4	54	04/08→	➔			03.0137-9310.2 669310	AP
1.4 HDi	50	04/08→	➔	→ 09/10		03.0137-9309.2 669309	AP
			➔	10/10→		03.0137-9310.2 669310	AP
 Bremstrommel							
1.4	54	04/08→	➔			24.0220-2001.1 480307	Ø 249,5 x 48,5 / 204,7
 Bremsbackensatz							
1.3 HDi 75	55	10/10→	➔			03.0137-0493.2 650493	AP Ø 228 x 42 + HEB
1.3 HDi 80	59	12/15→				03.0521-0120.3 690120	AP Ø 228 x 42 + RZ / + Zub TopKit
1.4	54	04/08→	➔			03.0137-0479.2 650479	AP Ø 203 x 38 + HEB
						03.0520-9220.3 699220	AP Ø 203 x 38 + RZ / + Zub TopKit
1.4 HDi	50	04/08→	➔	10/10→		03.0137-0479.2 650479	AP Ø 203 x 38 + HEB
						03.0520-9220.3 699220	AP Ø 203 x 38 + RZ / + Zub TopKit
			➔	→ 09/10		03.0137-0493.2 650493	AP Ø 228 x 42 + HEB
						03.0521-0120.3 690120	AP Ø 228 x 42 + RZ / + Zub TopKit
PEUGEOT - BOXER Bus 09/05→							
 Bremsbackensatz, Feststellbremse							
2.0 BlueHDi 110	81	07/15→09/19	➔			03.0137-4004.2 654004	Ø 172 x 42 + Zub
2.0 BlueHDi 130	96	07/15→09/19					
2.0 BlueHDi 160	120	07/15→09/19					
2.2 BlueHDi 120	88	07/19→					
2.2 BlueHDi 140	103	07/19→					
2.2 BlueHDi 165	121	08/19→					
2.2 HDi 100	74	04/06→					
2.2 HDi 110	81	03/11→					
2.2 HDi 120	88	04/06→					
2.2 HDi 130	96	03/11→					
2.2 HDi 150	110	03/11→					
2.8 HDi	93	09/05→09/09					
3.0 HDi 145	107	04/10→					



PEUGEOT - BOXER Bus 09/05→

Bremsbackensatz, Feststellbremse

3.0 HDi 160	116	04/06→	➔		03.0137-4004.2	654004	Ø 172 x 42 + Zub
3.0 HDi 175	130	03/11→					

Zubehörsatz, Feststellbremsbacken

2.0 BlueHDi 110	81	07/15→09/19	➔		03.0137-9705.2	669705	
2.0 BlueHDi 130	96	07/15→09/19			03.0137-9707.2	669707	
2.0 BlueHDi 160	120	07/15→09/19					
2.2 BlueHDi 120	88	07/19→					
2.2 BlueHDi 140	103	07/19→					
2.2 BlueHDi 165	121	08/19→					
2.2 HDi 100	74	04/06→					
2.2 HDi 110	81	03/11→					
2.2 HDi 120	88	04/06→					
2.2 HDi 130	96	03/11→					
2.2 HDi 150	110	03/11→					
2.8 HDi	93	09/05→09/09					
3.0 HDi 145	107	04/10→					
3.0 HDi 160	116	04/06→					
3.0 HDi 175	130	03/11→					

Seilzug, Feststellbremse








2.0 BlueHDi 110	81	07/15→09/19		für verlängerten Radstand;	1	24.3727-0586.2	580586	L= 2.910
2.0 BlueHDi 130	96	07/15→09/19						
2.0 BlueHDi 160	120	07/15→09/19						
2.2 BlueHDi 120	88	07/19→						
2.2 BlueHDi 140	103	07/19→						
2.2 BlueHDi 165	121	08/19→						
2.2 HDi 100	74	04/06→						
2.2 HDi 110	81	03/11→						
2.2 HDi 120	88	04/06→						
2.2 HDi 130	96	03/11→						
2.2 HDi 150	110	03/11→						
2.8 HDi	93	09/05→09/09						
3.0 HDi 145	107	04/10→						
3.0 HDi 160	116	04/06→						
3.0 HDi 175	130	03/11→						








PEUGEOT - BOXER Bus (230P) 03/94→04/02








Radbremsszylinder












1.9 D	51	03/94→04/02	➔	→ 10/01; Nutzlast [kg]: 1.000	24.3225-1701.3	020399	GG
			➔	11/01→ 03/02; Nutzlast [kg]: 1.000	24.3226-1702.3	020469	GG
1.9 TD	66 - 68	03/94→04/02	➔	→ 10/01; Nutzlast ab [kg] 1.000 Nutzlast bis [kg] 1.400	24.3225-1701.3	020399	GG
			➔	11/01→ 03/02; Nutzlast ab [kg] 1.000 Nutzlast bis [kg] 1.400	24.3226-1702.3	020469	GG
1.9 TD 4x4	68	07/96→04/02	➔	→ 10/01; Nutzlast [kg]: 1.800	24.3228-1701.3	020401	GG
			➔	→ 10/01; Nutzlast [kg]: 1.800	24.3225-1701.3	020399	GG
			➔	11/01→ 03/02; Nutzlast [kg]: 1.400	24.3226-1702.3	020469	GG
2.0 i	80	03/94→04/02	➔	→ 10/01; Nutzlast [kg]: 1.800	24.3228-1701.3	020401	GG
			➔	→ 10/01; Nutzlast [kg]: 1.800	24.3225-1701.3	020399	GG
			➔	11/01→ 03/02; Nutzlast ab [kg] 1.000 Nutzlast bis [kg] 1.400	24.3226-1702.3	020469	GG
2.0 i 4x4	80	08/96→04/02	➔	→ 10/01; Nutzlast [kg]: 1.800	24.3228-1701.3	020401	GG
			➔	→ 10/01; Nutzlast [kg]: 1.800	24.3225-1701.3	020399	GG
			➔	11/01→ 03/02; Nutzlast ab [kg] 1.000 Nutzlast bis [kg] 1.400	24.3226-1702.3	020469	GG
2.5 D	63	08/94→04/02	➔	→ 10/01; Nutzlast [kg]: 1.800	24.3228-1701.3	020401	GG
			➔	→ 10/01; Nutzlast [kg]: 1.800	24.3225-1701.3	020399	GG
			➔	11/01→ 03/02; Nutzlast [kg]: 1.400	24.3226-1702.3	020469	GG
2.5 D 4x4	63	07/96→04/02	➔	→ 10/01; Nutzlast [kg]: 1.400	24.3225-1701.3	020399	GG
			➔	→ 10/01; Nutzlast [kg]: 1.400	24.3226-1702.3	020469	GG
			➔	→ 10/01; Nutzlast [kg]: 1.800	24.3228-1701.3	020401	GG
2.5 DT	62	10/97→11/01	➔	→ 10/01; Nutzlast [kg]: 1.400	24.3225-1701.3	020399	GG
			➔	→ 10/01; Nutzlast [kg]: 1.800	24.3228-1701.3	020401	GG
			➔	11/01→; Nutzlast [kg]: 1.400	24.3226-1702.3	020469	GG
2.5 TD	76	07/94→04/02	➔	→ 10/01; Nutzlast [kg]: 1.400	24.3225-1701.3	020399	GG
			➔	→ 10/01; Nutzlast [kg]: 1.400	24.3226-1702.3	020469	GG
			➔	08/94→ 10/01; Nutzlast [kg]: 1.400	24.3226-1702.3	020469	GG
2.5 TD 4x4	76	07/96→04/02	➔	→ 10/01; Nutzlast [kg]: 1.400	24.3225-1701.3	020399	GG
			➔	→ 10/01; Nutzlast [kg]: 1.400	24.3226-1702.3	020469	GG
			➔	11/01→ 03/02; Nutzlast [kg]: 1.400	24.3226-1702.3	020469	GG
2.5 TDI	79	01/97→04/02	➔	→ 10/01; Nutzlast [kg]: 1.800	24.3228-1701.3	020401	GG
			➔	→ 10/01; Nutzlast [kg]: 1.800	24.3225-1701.3	020399	GG
2.5 TDI 4x4	79	01/97→04/02	➔	→ 10/01; Nutzlast [kg]: 1.800	24.3228-1701.3	020401	GG
			➔	→ 10/01; Nutzlast [kg]: 1.800	24.3225-1701.3	020399	GG
2.8 HDi	94	11/00→04/02	➔	→ 10/01; Nutzlast [kg]: 1.800	24.3228-1701.3	020401	GG
			➔	→ 10/01; Nutzlast [kg]: 1.800	24.3225-1701.3	020399	GG
2.8 D	64	01/99→02/02	➔	→ S 16206253; Nutzlast [kg]: 1.400	24.3225-1701.3	020399	GG
			➔	→ S 16206253; Nutzlast [kg]: 1.400	24.3226-1702.3	020469	GG
			➔	S 16204256→; Nutzlast [kg]: 1.400	24.3226-1702.3	020469	GG
2.8 D	64	01/99→02/02	➔	→ S 16209999; Nutzlast [kg]: 1.800	24.3228-1701.3	020401	GG
			➔	→ S 16209999; Nutzlast [kg]: 1.800	24.3225-1701.3	020399	GG
2.8 HDi 4x4	94	10/00→04/02	➔	→ S 16206253; Nutzlast ab [kg] 1.000 Nutzlast bis [kg] 1.400	24.3225-1701.3	020399	GG
			➔	→ S 16206253; Nutzlast ab [kg] 1.000 Nutzlast bis [kg] 1.400	24.3226-1702.3	020469	GG
➔							



































	kw			 	! #		
PEUGEOT - BOXER Bus (230P) 03/94→04/02							
Radbremsszylinder							
2.8 HDi 4x4	94	10/00→04/02	➡	S 16204256→; → 03/02; Nutzlast ab [kg] 1.000 Nutzlast bis [kg] 1.400	24.3226-1702.3	020469	GG
			➡	→ S 16209999; Nutzlast [kg]: 1.800	24.3228-1701.3	020401	GG
2.8 HDi All-wheel Drive	93	10/00→11/01	➡	→ S 16206253; Nutzlast ab [kg] 1.000 Nutzlast bis [kg] 1.400	24.3225-1701.3	020399	GG
			➡	→ S 16204256→; Nutzlast ab [kg] 1.000 Nutzlast bis [kg] 1.400	24.3226-1702.3	020469	GG
			➡	→ S 16209999; Nutzlast [kg]: 1.800	24.3228-1701.3	020401	GG
Zubehörsatz, Bremsbacken							
1.9 D	51	03/94→04/02	➡	→ 10/01; Nutzlast [kg]: 1.000	03.0137-9219.2	669219	TRW
			➡	11/01→ 03/02; Nutzlast [kg]: 1.000; nicht für Wohnmobile	03.0137-9285.2	669285	AP
1.9 TD	66 - 68	03/94→04/02	➡	→ 10/01; Nutzlast ab [kg] 1.000 Nutzlast bis [kg] 1.400	03.0137-9219.2	669219	TRW
1.9 TD 4x4	68	07/96→04/02	➡	11/01→ 03/02; Nutzlast ab [kg] 1.000 Nutzlast bis [kg] 1.400; nicht für Wohnmobile	03.0137-9285.2	669285	AP
2.0 i	80	03/94→04/02	➡	→ 10/01; Nutzlast [kg]: 1.800	03.0137-9219.2	669219	TRW
2.0 i 4x4	80	08/96→04/02	➡	→ 10/01; Nutzlast ab [kg] 1.000 Nutzlast bis [kg] 1.400	03.0137-9219.2	669219	TRW
			➡	11/01→ 03/02; Nutzlast ab [kg] 1.000 Nutzlast bis [kg] 1.400; nicht für Wohnmobile	03.0137-9285.2	669285	AP
2.5 D	63	08/94→04/02	➡	→ 10/01; Nutzlast [kg]: 1.400	03.0137-9219.2	669219	TRW
2.5 D 4x4	63	07/96→04/02	➡	→ 10/01; Nutzlast [kg]: 1.800	03.0137-9219.2	669219	TRW
2.5 TD 4x4	76	07/96→04/02	➡	→ 10/01; Nutzlast [kg]: 1.800	03.0137-9219.2	669219	TRW
2.5 TDI	79	01/97→04/02	➡	11/01→ 03/02; Nutzlast [kg]: 1.400; nicht für Wohnmobile	03.0137-9285.2	669285	AP
2.5 TDI 4x4	79	01/97→04/02	➡	11/01→ 03/02; Nutzlast [kg]: 1.400; nicht für Wohnmobile	03.0137-9285.2	669285	AP
2.8 HDi	94	11/00→04/02	➡	11/01→ 03/02; Nutzlast [kg]: 1.400; nicht für Wohnmobile	03.0137-9285.2	669285	AP
2.5 DT	62	10/97→11/01	➡	→ 10/01; Nutzlast [kg]: 1.400	03.0137-9219.2	669219	TRW
			➡	→ 10/01; Nutzlast [kg]: 1.800	03.0137-9219.2	669219	TRW
			➡	11/01→; Nutzlast [kg]: 1.400; nicht für Wohnmobile	03.0137-9285.2	669285	AP
2.5 TD	76	07/94→04/02	➡	08/94→ 10/01; Nutzlast [kg]: 1.800	03.0137-9219.2	669219	TRW
			➡	08/94→ 10/01; Nutzlast [kg]: 1.400	03.0137-9219.2	669219	TRW
			➡	11/01→ 03/02; Nutzlast [kg]: 1.400; nicht für Wohnmobile	03.0137-9285.2	669285	AP
2.8 D	64	01/99→02/02	➡	→ S 16209999; Nutzlast [kg]: 1.800	03.0137-9219.2	669219	TRW
			➡	→ S 16206253; Nutzlast [kg]: 1.400	03.0137-9219.2	669219	TRW
			➡	S 16204256→; Nutzlast [kg]: 1.400; nicht für Wohnmobile	03.0137-9285.2	669285	AP
2.8 HDi 4x4	94	10/00→04/02	➡	→ S 16209999; Nutzlast [kg]: 1.800	03.0137-9219.2	669219	TRW
			➡	→ S 16206253; Nutzlast ab [kg] 1.000 Nutzlast bis [kg] 1.400	03.0137-9219.2	669219	TRW
			➡	S 16204256→; → 03/02; Nutzlast ab [kg] 1.000 Nutzlast bis [kg] 1.400; nicht für Wohnmobile	03.0137-9285.2	669285	AP
2.8 HDi All-wheel Drive	93	10/00→11/01	➡	→ S 16209999; Nutzlast [kg]: 1.800	03.0137-9219.2	669219	TRW
			➡	→ S 16206253; Nutzlast ab [kg] 1.000 Nutzlast bis [kg] 1.400	03.0137-9219.2	669219	TRW
			➡	S 16204256→; Nutzlast ab [kg] 1.000 Nutzlast bis [kg] 1.400; nicht für Wohnmobile	03.0137-9285.2	669285	AP
Bremstrommel							
1.9 D	51	03/94→04/02	➡	→ 03/02; Nutzlast [kg]: 1.000	24.0225-4002.1	480048	∅ 298 x 64,4 / 255,6
1.9 TD	66 - 68	03/94→04/02	➡	→ 03/02; Nutzlast ab [kg] 1.000 Nutzlast bis [kg] 1.400	24.0225-4002.1	480048	∅ 298 x 64,4 / 255,6
1.9 TD 4x4	68	07/96→04/02	➡	→ 03/02; Nutzlast ab [kg] 1.000 Nutzlast bis [kg] 1.400	24.0225-4002.1	480048	∅ 298 x 64,4 / 255,6
2.0 i	80	03/94→04/02	➡	→ 03/02; Nutzlast ab [kg] 1.000 Nutzlast bis [kg] 1.400	24.0225-4002.1	480048	∅ 298 x 64,4 / 255,6
2.0 i 4x4	80	08/96→04/02	➡	→ 10/01; Nutzlast [kg]: 1.800	24.0225-4005.1	480070	∅ 298 x 64,5 / 255,6
2.5 D	63	08/94→04/02	➡	→ 03/02; Nutzlast [kg]: 1.400	24.0225-4002.1	480048	∅ 298 x 64,4 / 255,6
2.5 D 4x4	63	07/96→04/02	➡	→ 03/02; Nutzlast [kg]: 1.400	24.0225-4002.1	480048	∅ 298 x 64,4 / 255,6
2.5 TD 4x4	76	07/96→04/02	➡	→ 10/01; Nutzlast [kg]: 1.800	24.0225-4005.1	480070	∅ 298 x 64,5 / 255,6
2.5 TDI	79	01/97→04/02	➡	→ 10/01; Nutzlast [kg]: 1.800	24.0225-4005.1	480070	∅ 298 x 64,5 / 255,6
2.5 TDI 4x4	79	01/97→04/02	➡	→ 10/01; Nutzlast [kg]: 1.800	24.0225-4005.1	480070	∅ 298 x 64,5 / 255,6
2.8 HDi	94	11/00→04/02	➡	→ 10/01; Nutzlast [kg]: 1.800	24.0225-4005.1	480070	∅ 298 x 64,5 / 255,6
2.5 DT	62	10/97→11/01	➡	Nutzlast [kg]: 1.400	24.0225-4002.1	480048	∅ 298 x 64,4 / 255,6
→							










	kw			 	! #		
PEUGEOT - BOXER Bus (230P) 03/94→04/02							
Bremstrommel							
2.5 DT	62	10/97→11/01	➡	→ 10/01; Nutzlast [kg]: 1.800	24.0225-4005.1	480070	Ø 298 x 64,5 / 255,6
2.5 TD	76	07/94→04/02	➡	08/94→ 03/02; Nutzlast [kg]: 1.400	24.0225-4002.1	480048	Ø 298 x 64,4 / 255,6
			➡	08/94→ 10/01; Nutzlast [kg]: 1.800	24.0225-4005.1	480070	Ø 298 x 64,5 / 255,6
2.8 D	64	01/99→02/02	➡	Nutzlast [kg]: 1.400	24.0225-4002.1	480048	Ø 298 x 64,4 / 255,6
			➡	→ S 16209999; Nutzlast [kg]: 1.800	24.0225-4005.1	480070	Ø 298 x 64,5 / 255,6
2.8 HDi 4x4	94	10/00→04/02	➡	→ 03/02; Nutzlast ab [kg] 1.000 Nutzlast bis [kg] 1.400	24.0225-4002.1	480048	Ø 298 x 64,4 / 255,6
			➡	→ S 16209999; Nutzlast [kg]: 1.800	24.0225-4005.1	480070	Ø 298 x 64,5 / 255,6
2.8 HDi All-wheel Drive	93	10/00→11/01	➡	Nutzlast ab [kg] 1.000 Nutzlast bis [kg] 1.400	24.0225-4002.1	480048	Ø 298 x 64,4 / 255,6
			➡	→ S 16209999; Nutzlast [kg]: 1.800	24.0225-4005.1	480070	Ø 298 x 64,5 / 255,6
Bremsbackensatz							
1.9 D	51	03/94→04/02	➡	→ 10/01; Nutzlast [kg]: 1.000; nicht für Wohnmobile	03.0137-0333.2	650333	TRW Ø 254 x 57 + HEB
			➡	11/01→ 03/02; Nutzlast [kg]: 1.000; nicht für Wohnmobile	03.0520-0925.3	690925	TRW Ø 254 x 57 + RZ / + Zub TopKit
1.9 TD 1.9 TD 4x4	66 - 68 68	03/94→04/02 07/96→04/02	➡	→ 10/01; Nutzlast ab [kg] 1.000 Nutzlast bis [kg] 1.400; nicht für Wohnmobile	03.0137-0333.2	650333	TRW Ø 254 x 57 + HEB
			➡	11/01→ 03/02; Nutzlast ab [kg] 1.000 Nutzlast bis [kg] 1.400; nicht für Wohnmobile	03.0520-0925.3	690925	TRW Ø 254 x 57 + RZ / + Zub TopKit
2.0 i 2.0 i 4x4	80 80	03/94→04/02 08/96→04/02	➡	→ 10/01; Nutzlast ab [kg] 1.000 Nutzlast bis [kg] 1.400; nicht für Wohnmobile	03.0137-0333.2	650333	TRW Ø 254 x 57 + HEB
			➡	→ 10/01; Nutzlast [kg]: 1.800; nicht für Wohnmobile	03.0520-0925.3	690925	TRW Ø 254 x 57 + RZ / + Zub TopKit
			➡	11/01→ 03/02; Nutzlast ab [kg] 1.000 Nutzlast bis [kg] 1.400; nicht für Wohnmobile	03.0137-0334.2	650334	TRW Ø 254 x 57 + HEB
2.5 D 2.5 D 4x4	63 63	08/94→04/02 07/96→04/02	➡	→ 10/01; Nutzlast [kg]: 1.400; nicht für Wohnmobile	03.0520-0728.3	690728	TRW Ø 254 x 57 + RZ / + Zub TopKit
			➡	→ 10/01; Nutzlast [kg]: 1.800; nicht für Wohnmobile	03.0137-0334.2	650334	TRW Ø 254 x 57 + HEB
			➡	11/01→ 03/02; Nutzlast [kg]: 1.400; nicht für Wohnmobile	03.0520-0925.3	690925	TRW Ø 254 x 57 + RZ / + Zub TopKit
2.5 DT	62	10/97→11/01	➡	→ 10/01; Nutzlast [kg]: 1.400; nicht für Wohnmobile	03.0137-0333.2	650333	TRW Ø 254 x 57 + HEB
			➡	→ 10/01; Nutzlast [kg]: 1.800; nicht für Wohnmobile	03.0520-0925.3	690925	TRW Ø 254 x 57 + RZ / + Zub TopKit
			➡	11/01→; Nutzlast [kg]: 1.400; nicht für Wohnmobile	03.0137-0334.2	650334	TRW Ø 254 x 57 + HEB
2.5 TD	76	07/94→04/02	➡	08/94→ 10/01; Nutzlast [kg]: 1.400; nicht für Wohnmobile	03.0520-0728.3	690728	TRW Ø 254 x 57 + RZ / + Zub TopKit
			➡	08/94→ 10/01; Nutzlast [kg]: 1.800; nicht für Wohnmobile	03.0137-0334.2	650334	TRW Ø 254 x 57 + HEB
			➡	11/01→ 03/02; Nutzlast [kg]: 1.400; nicht für Wohnmobile	03.0520-0925.3	690925	TRW Ø 254 x 57 + RZ / + Zub TopKit
2.5 TD 4x4 2.5 TDI 2.5 TDI 4x4 2.8 HDI	76 79 79 94	07/96→04/02 01/97→04/02 01/97→04/02 11/00→04/02	➡	→ 10/01; Nutzlast [kg]: 1.400; nicht für Wohnmobile	03.0137-0333.2	650333	TRW Ø 254 x 57 + HEB
			➡	→ 10/01; Nutzlast [kg]: 1.800; nicht für Wohnmobile	03.0520-0226.3	690226	TRW Ø 254 x 57 + RZ / + Zub TopKit
➔			➡	→ 10/01; Nutzlast [kg]: 1.800; nicht für Wohnmobile	03.0137-0334.2	650334	TRW Ø 254 x 57 + HEB








	kw			 	! #		
PEUGEOT - BOXER Bus (230P) 03/94→04/02							
Bremsbackensatz							
2.5 TD 4x4 2.5 TDI 2.5 TDI 4x4 2.8 HDI	76 79 79 94	07/96→04/02 01/97→04/02 01/97→04/02 11/00→04/02	➡	→ 10/01; Nutzlast [kg]: 1.800; nicht für Wohnmobile		03.0520-0728.3 690728	TRW Ø 254 x 57 + RZ / + Zub TopKit
			➡	11/01→ 03/02; Nutzlast [kg]: 1.400; nicht für Wohnmobile		03.0137-0432.2 650432 03.0520-0326.3 690326	AP Ø 254 x 57 + HEB AP Ø 254 x 57 + RZ / + Zub TopKit
2.8 D	64	01/99→02/02	➡	→ S 16206253; Nutzlast [kg]: 1.400; nicht für Wohnmobile		03.0137-0333.2 650333 03.0520-0226.3 690226 03.0520-0925.3 690925	TRW Ø 254 x 57 + HEB TRW Ø 254 x 57 + RZ / + Zub TopKit TRW Ø 254 x 57 + RZ / + Zub TopKit
			➡	→ S 16209999; Nutzlast [kg]: 1.800; nicht für Wohnmobile		03.0137-0334.2 650334 03.0520-0728.3 690728	TRW Ø 254 x 57 + HEB TRW Ø 254 x 57 + RZ / + Zub TopKit
			➡	S 16204256→; Nutzlast [kg]: 1.400; nicht für Wohnmobile		03.0137-0432.2 650432 03.0520-0326.3 690326	AP Ø 254 x 57 + HEB AP Ø 254 x 57 + RZ / + Zub TopKit
2.8 HDi 4x4	94	10/00→04/02	➡	→ S 16206253; Nutzlast ab [kg] 1.000 Nutzlast bis [kg] 1.400; nicht für Wohnmobile		03.0137-0333.2 650333 03.0520-0226.3 690226 03.0520-0925.3 690925	TRW Ø 254 x 57 + HEB TRW Ø 254 x 57 + RZ / + Zub TopKit TRW Ø 254 x 57 + RZ / + Zub TopKit
			➡	→ S 16209999; Nutzlast [kg]: 1.800; nicht für Wohnmobile		03.0137-0334.2 650334 03.0520-0728.3 690728	TRW Ø 254 x 57 + HEB TRW Ø 254 x 57 + RZ / + Zub TopKit
			➡	S 16204256→; → 03/02; Nutzlast ab [kg] 1.000 Nutzlast bis [kg] 1.400; nicht für Wohnmobile		03.0137-0432.2 650432 03.0520-0326.3 690326	AP Ø 254 x 57 + HEB AP Ø 254 x 57 + RZ / + Zub TopKit
2.8 HDi All-wheel Drive	93	10/00→11/01	➡	→ S 16206253; Nutzlast ab [kg] 1.000 Nutzlast bis [kg] 1.400; nicht für Wohnmobile		03.0137-0333.2 650333 03.0520-0226.3 690226 03.0520-0925.3 690925	TRW Ø 254 x 57 + HEB TRW Ø 254 x 57 + RZ / + Zub TopKit TRW Ø 254 x 57 + RZ / + Zub TopKit
			➡	→ S 16209999; Nutzlast [kg]: 1.800; nicht für Wohnmobile		03.0137-0334.2 650334 03.0520-0728.3 690728	TRW Ø 254 x 57 + HEB TRW Ø 254 x 57 + RZ / + Zub TopKit
			➡	S 16204256→; Nutzlast ab [kg] 1.000 Nutzlast bis [kg] 1.400; nicht für Wohnmobile		03.0137-0432.2 650432 03.0520-0326.3 690326	AP Ø 254 x 57 + HEB AP Ø 254 x 57 + RZ / + Zub TopKit
Seilzug, Feststellbremse							
1.9 D	51	03/94→04/02		→ S 16158427; Nutzlast [kg]: 1.000; ⚠	1	24.3727-0345.2 580345	L= 3.045
				S 16158428→; → 03/02; Nutzlast [kg]: 1.000; ⚠	1	24.3727-0350.2 580350	L= 2.827
1.9 TD	66 - 68	03/94→04/02		→ S 16158427; Nutzlast ab [kg] 1.000 Nutzlast bis [kg] 1.400; ⚠	1	24.3727-0345.2 580345	L= 3.045
				S 16158428→; → 03/02; Nutzlast ab [kg] 1.000 Nutzlast bis [kg] 1.400; ⚠	1	24.3727-0350.2 580350	L= 2.827
2.0 i	80	03/94→04/02		→ S 16158427; Nutzlast ab [kg] 1.000 Nutzlast bis [kg] 1.800; ⚠	1	24.3727-0345.2 580345	L= 3.045
				S 16158428→; → 03/02; Nutzlast ab [kg] 1.000 Nutzlast bis [kg] 1.800; ⚠	1	24.3727-0350.2 580350	L= 2.827
2.5 D 2.5 TDI 2.8 HDI	63 79 94	08/94→04/02 01/97→04/02 11/00→04/02		→ S 16158427; Nutzlast ab [kg] 1.400 Nutzlast bis [kg] 1.800; ⚠	1	24.3727-0345.2 580345	L= 3.045
				S 16158428→; → 03/02; Nutzlast ab [kg] 1.400 Nutzlast bis [kg] 1.800; ⚠	1	24.3727-0350.2 580350	L= 2.827
2.5 DT 2.8 D	62 64	10/97→11/01 01/99→02/02		→ S 16158427; Nutzlast ab [kg] 1.400 Nutzlast bis [kg] 1.800; ⚠	1	24.3727-0345.2 580345	L= 3.045
				S 16158428→; Nutzlast ab [kg] 1.400 Nutzlast bis [kg] 1.800; ⚠	1	24.3727-0350.2 580350	L= 2.827
2.5 TD	76	07/94→04/02		08/94→; → S 16158427; Nutzlast ab [kg] 1.400 Nutzlast bis [kg] 1.800; ⚠	1	24.3727-0345.2 580345	L= 3.045
				S 16158428→; → 03/02; Nutzlast ab [kg] 1.400 Nutzlast bis [kg] 1.800; ⚠	1	24.3727-0350.2 580350	L= 2.827
2.8 HDi	93	10/00→11/01		11/00→; → S 16158427; Nutzlast ab [kg] 1.400 Nutzlast bis [kg] 1.800; ⚠	1	24.3727-0345.2 580345	L= 3.045
				S 16158428→; Nutzlast ab [kg] 1.400 Nutzlast bis [kg] 1.800; ⚠	1	24.3727-0350.2 580350	L= 2.827







































	kw			 	! #		
PEUGEOT - BOXER Bus (244, Z_) 12/01→							
 Radbremszylinder							
2.0 2.0 HDi 2.2 HDi 2.8 HDi	81 62 74 94 - 107	12/01→06/06 12/01→06/06 12/01→06/06 12/01→06/06	➡	→ 03/06; Nutzlast ab [kg] 1.000 Nutzlast bis [kg] 1.400		24.3226-1702.3	020469 GG
2.8 HDi 4x4	94	12/01→06/06					
2.0 BiFuel	81	12/01→06/06	➡	04/02→ 03/06; Nutzlast ab [kg] 1.000 Nutzlast bis [kg] 1.400		24.3226-1702.3	020469 GG
2.8 HDi	90	03/02→08/05	➡	Nutzlast ab [kg] 1.000 Nutzlast bis [kg] 1.400		24.3226-1702.3	020469 GG
Zubehörsatz, Bremsbacken							
2.0 2.0 HDi 2.2 HDi 2.8 HDi	81 62 74 94 - 107	12/01→06/06 12/01→06/06 12/01→06/06 12/01→06/06	➡	→ 03/06; Nutzlast ab [kg] 1.000 Nutzlast bis [kg] 1.400		03.0137-9285.2	669285 AP
2.8 HDi 4x4	94	12/01→06/06					
2.0 BiFuel	81	12/01→06/06	➡	04/02→ 03/06; Nutzlast ab [kg] 1.000 Nutzlast bis [kg] 1.400		03.0137-9285.2	669285 AP
2.8 HDi	90	03/02→08/05	➡	Nutzlast ab [kg] 1.000 Nutzlast bis [kg] 1.400		03.0137-9285.2	669285 AP
 Bremstrommel							
2.0 2.0 HDi 2.2 HDi 2.8 HDi	81 62 74 94 - 107	12/01→06/06 12/01→06/06 12/01→06/06 12/01→06/06	➡	→ 03/06; Nutzlast ab [kg] 1.000 Nutzlast bis [kg] 1.400		24.0225-4002.1	480048 Ø 298 x 64,4 / 255,6
2.8 HDi 4x4	94	12/01→06/06					
2.0 BiFuel	81	12/01→06/06	➡	04/02→ 03/06; Nutzlast ab [kg] 1.000 Nutzlast bis [kg] 1.400		24.0225-4002.1	480048 Ø 298 x 64,4 / 255,6
2.8 HDi	90	03/02→08/05	➡	Nutzlast ab [kg] 1.000 Nutzlast bis [kg] 1.400		24.0225-4002.1	480048 Ø 298 x 64,4 / 255,6
 Bremsbackensatz							
2.0 2.0 HDi 2.2 HDi 2.8 HDi	81 62 74 94 - 107	12/01→06/06 12/01→06/06 12/01→06/06 12/01→06/06	➡	→ 03/06; Nutzlast ab [kg] 1.000 Nutzlast bis [kg] 1.400; nicht für Wohnmobile		03.0137-0432.2	650432 AP Ø 254 x 57 + HEB
2.8 HDi 4x4	94	12/01→06/06				03.0520-0326.3	690326 AP Ø 254 x 57 + RZ / + Zub TopKit
2.0 BiFuel	81	12/01→06/06	➡	04/02→ 03/06; Nutzlast ab [kg] 1.000 Nutzlast bis [kg] 1.400; nicht für Wohnmobile		03.0137-0432.2	650432 AP Ø 254 x 57 + HEB
2.8 HDi	90	03/02→08/05	➡	Nutzlast ab [kg] 1.000 Nutzlast bis [kg] 1.400; nicht für Wohnmobile		03.0520-0326.3	690326 AP Ø 254 x 57 + RZ / + Zub TopKit
 Bremsbackensatz, Feststellbremse							
2.0 2.0 HDi 2.2 HDi 2.8 HDi	81 62 74 94 - 107	12/01→06/06 12/01→06/06 12/01→06/06 12/01→06/06	➡	→ 03/06; Nutzlast ab [kg] 1.000 Nutzlast bis [kg] 1.800; mit Verstärkung		03.0137-4002.2	654002 Ø 172 x 42 + Zub
2.8 HDi 4x4	94	12/01→06/06					
2.0 BiFuel	81	12/01→06/06	➡	04/02→ 03/06; Nutzlast ab [kg] 1.000 Nutzlast bis [kg] 1.800; mit Verstärkung		03.0137-4002.2	654002 Ø 172 x 42 + Zub
2.8 HDi	90	03/02→08/05	➡	Nutzlast ab [kg] 1.000 Nutzlast bis [kg] 1.800; mit Verstärkung		03.0137-4002.2	654002 Ø 172 x 42 + Zub
Zubehörsatz, Feststellbremsbacken							
2.0 2.0 HDi 2.2 HDi 2.8 HDi	81 62 74 94 - 107	12/01→06/06 12/01→06/06 12/01→06/06 12/01→06/06		→ 03/06; Nutzlast ab [kg] 1.000 Nutzlast bis [kg] 1.800		03.0137-9705.2	669705
2.8 HDi 4x4	94	12/01→06/06				03.0137-9706.2	669706
2.0 BiFuel	81	12/01→06/06		04/02→ 03/06; Nutzlast ab [kg] 1.000 Nutzlast bis [kg] 1.800		03.0137-9705.2	669705
2.8 HDi	90	03/02→08/05		Nutzlast ab [kg] 1.000 Nutzlast bis [kg] 1.800		03.0137-9706.2	669706
→							















	kw					! #		
PEUGEOT - BOXER Bus (244, Z_) 12/01→								
 Seilzug, Feststellbremse								
2.0 2.0 HDi 2.2 HDi 2.8 HDi	81 62 74 94 - 107	12/01→06/06 12/01→06/06 12/01→06/06 12/01→06/06		→ 03/06; Nutzlast ab [kg] 1.000 Nutzlast bis [kg] 1.800; Trommelbremse; 	1	24.3727-0300.2	580300	L= 1.078
				→ S 17103012; Nutzlast ab [kg] 1.000 Nutzlast bis [kg] 1.800; Scheibenbremse; 	1	24.3727-0300.2	580300	L= 1.078
				S 17103013→; → 03/06; für Linkslenker; Nutzlast ab [kg] 1.000 Nutzlast bis [kg] 1.800; Scheibenbremse; 	1	24.3727-0300.2	580300	L= 1.078
				→ 03/06; Nutzlast ab [kg] 1.000 Nutzlast bis [kg] 1.800; Trommelbremse; 	1	24.3727-0343.2	580343	L= 2.827
				→ S 17103012; Nutzlast ab [kg] 1.000 Nutzlast bis [kg] 1.800; Scheibenbremse; 	1	24.3727-0348.2	580348	L= 2.715
2.8 HDi	90	03/02→08/05		Nutzlast ab [kg] 1.000 Nutzlast bis [kg] 1.800; Trommelbremse; 	1	24.3727-0300.2	580300	L= 1.078
				→ S 17103012; Nutzlast ab [kg] 1.000 Nutzlast bis [kg] 1.800; Scheibenbremse; 	1	24.3727-0300.2	580300	L= 1.078
				S 17103013→; für Linkslenker; Nutzlast ab [kg] 1.000 Nutzlast bis [kg] 1.800; Scheibenbremse; 	1	24.3727-0300.2	580300	L= 1.078
				Nutzlast ab [kg] 1.000 Nutzlast bis [kg] 1.800; Trommelbremse; 	1	24.3727-0343.2	580343	L= 2.827
				→ S 17103012; Nutzlast ab [kg] 1.000 Nutzlast bis [kg] 1.800; Scheibenbremse; 	1	24.3727-0348.2	580348	L= 2.715
2.8 HDi 4x4	94	12/01→06/06		→ S 17103012; Nutzlast ab [kg] 1.000 Nutzlast bis [kg] 1.800; Scheibenbremse; 	1	24.3727-0348.2	580348	L= 2.715
				S 17103013→; → 03/06; Nutzlast ab [kg] 1.000 Nutzlast bis [kg] 1.800; Scheibenbremse; 	1	24.3727-0562.2	580562	L= 1.059
				→ S 17103012; Nutzlast ab [kg] 1.000 Nutzlast bis [kg] 1.800; Scheibenbremse; 	1	24.3727-0562.2	580562	L= 1.059
PEUGEOT - BOXER Kasten 04/06→								
 Bremsbackensatz, Feststellbremse								
2.0 BlueHDi 110 2.0 BlueHDi 130 2.0 BlueHDi 130 4x4 2.0 BlueHDi 160 2.0 BlueHDi 160 4x4 2.2 BlueHDi 120 2.2 BlueHDi 140 2.2 BlueHDi 165 2.2 HDi 100 2.2 HDi 110 2.2 HDi 120 2.2 HDi 130 2.2 HDi 130 4x4 2.2 HDi 150 2.2 HDi 150 4x4 3.0 HDi 3.0 HDi 145 3.0 HDi 160 3.0 HDi 175 e-Boxer	81 96 96 120 120 88 103 121 74 81 88 96 96 110 110 115 107 116 130 90	07/15→09/19 07/15→09/19 07/15→09/19 07/15→09/19 07/15→09/19 07/19→ 07/19→ 07/19→ 04/06→ 03/11→ 04/06→ 03/11→ 03/11→ 03/11→ 07/06→ 04/10→ 04/06→ 03/11→ 07/21→				03.0137-4004.2	654004	Ø 172 x 42 + Zub
Zubehörsatz, Feststellbremsbacken								
2.0 BlueHDi 110 2.0 BlueHDi 130 2.0 BlueHDi 130 4x4 2.0 BlueHDi 160 2.0 BlueHDi 160 4x4 2.2 BlueHDi 120 2.2 BlueHDi 140 2.2 BlueHDi 165 2.2 HDi 100 2.2 HDi 110 2.2 HDi 120 2.2 HDi 130 2.2 HDi 130 4x4 2.2 HDi 150 2.2 HDi 150 4x4 3.0 HDi 3.0 HDi 145 3.0 HDi 160	81 96 96 120 120 88 103 121 74 81 88 96 96 110 110 115 107 116	07/15→09/19 07/15→09/19 07/15→09/19 07/15→09/19 07/15→09/19 07/19→ 07/19→ 07/19→ 04/06→ 03/11→ 04/06→ 03/11→ 03/11→ 03/11→ 07/06→ 04/10→ 04/06→				03.0137-9705.2	669705	
						03.0137-9707.2	669707	
→								























	kw			 	! #		
PEUGEOT - BOXER Kasten 04/06→							
Zubehörsatz, Feststellbremsbacken							
3.0 HDi 175 e-Boxer	130	03/11→ 07/21→	➔			03.0137-9705.2 669705 03.0137-9707.2 669707	
Seilzug, Feststellbremse							
2.0 BlueHDi 110	81	07/15→09/19		für verlängerten Radstand; 	1	24.3727-0586.2 580586	L= 2.910
2.0 BlueHDi 130	96	07/15→09/19					
2.0 BlueHDi 130 4x4	96	07/15→09/19					
2.0 BlueHDi 160	120	07/15→09/19					
2.0 BlueHDi 160 4x4	120	07/15→09/19					
2.2 BlueHDi 120	88	07/19→					
2.2 BlueHDi 140	103	07/19→					
2.2 BlueHDi 165	121	07/19→					
2.2 HDi 100	74	04/06→					
2.2 HDi 110	81	03/11→					
2.2 HDi 120	88	04/06→					
2.2 HDi 130	96	03/11→					
2.2 HDi 130 4x4	96	03/11→					
2.2 HDi 150	110	03/11→					
2.2 HDi 150 4x4	110	03/11→					
3.0 HDi	115	07/06→					
3.0 HDi 145	107	04/10→					
3.0 HDi 160	116	04/06→					
3.0 HDi 175 e-Boxer	130	03/11→ 07/21→					
PEUGEOT - BOXER Kasten (230L) 03/94→08/05							
Radbremsszylinder							
1.9 D	50 - 51	03/94→04/02	➔	→ 10/01; Nutzlast [kg]: 1.000		24.3225-1701.3 020399	GG
			➔	11/01→ 03/02; Nutzlast [kg]: 1.000		24.3226-1702.3 020469	GG
1.9 DT 4x4	66	03/96→09/98	➔	Nutzlast ab [kg] 1.000 Nutzlast bis [kg] 1.400		24.3225-1701.3 020399	GG
1.9 TD	66 - 68	03/94→04/02	➔	→ 10/01; Nutzlast ab [kg] 1.000 Nutzlast bis [kg] 1.400		24.3225-1701.3 020399	GG
			➔	11/01→ 03/02; Nutzlast ab [kg] 1.000 Nutzlast bis [kg] 1.400		24.3226-1702.3 020469	GG
2.0 4x4	80	03/96→09/98	➔	Nutzlast ab [kg] 1.000 Nutzlast bis [kg] 1.400		24.3225-1701.3 020399	GG
			➔	Nutzlast [kg]: 1.800		24.3228-1701.3 020401	GG
2.0 HDI	62	08/01→04/02	➔	→ 10/01; Nutzlast ab [kg] 1.000 Nutzlast bis [kg] 1.400		24.3225-1701.3 020399	GG
2.0 i	80	06/94→04/02	➔	11/01→ 03/02; Nutzlast ab [kg] 1.000 Nutzlast bis [kg] 1.400		24.3226-1702.3 020469	GG
			➔	→ 10/01; Nutzlast [kg]: 1.800		24.3228-1701.3 020401	GG
2.5 D	63	03/94→04/02	➔	→ 10/01; Nutzlast [kg]: 1.400		24.3225-1701.3 020399	GG
2.5 D 4x4	63	07/99→04/02	➔	11/01→ 03/02; Nutzlast [kg]: 1.400		24.3226-1702.3 020469	GG
			➔	→ 10/01; Nutzlast [kg]: 1.800		24.3228-1701.3 020401	GG
2.5 DT	62	10/97→11/01	➔	→ 10/01; Nutzlast [kg]: 1.400		24.3225-1701.3 020399	GG
			➔	11/01→; Nutzlast [kg]: 1.400		24.3226-1702.3 020469	GG
			➔	→ 10/01; Nutzlast [kg]: 1.800		24.3228-1701.3 020401	GG
2.5 TD	76	03/94→04/02	➔	→ 10/01; Nutzlast [kg]: 1.400		24.3226-1702.3 020469	GG
2.5 TDI	79	01/97→04/02	➔	11/01→ 03/02; Nutzlast [kg]: 1.400		24.3226-1702.3 020469	GG
2.5 TDI 4x4	79	07/99→04/02	➔	→ 10/01; Nutzlast [kg]: 1.800		24.3228-1701.3 020401	GG
2.8 HDI	94	11/00→04/02	➔	→ 10/01; Nutzlast [kg]: 1.800		24.3228-1701.3 020401	GG
2.8 D	64	01/99→02/02	➔	→ S 16206253; Nutzlast [kg]: 1.400		24.3225-1701.3 020399	GG
			➔	S 16204256→; Nutzlast [kg]: 1.400		24.3226-1702.3 020469	GG
			➔	→ S 16209999; Nutzlast [kg]: 1.800		24.3228-1701.3 020401	GG
2.8 HDi 4x4	93	10/00→11/01	➔	11/01→; Nutzlast [kg]: 1.400		24.3226-1702.3 020469	GG
			➔	→ 10/01; Nutzlast [kg]: 1.800		24.3228-1701.3 020401	GG
2.8 HDi 4x4	94	10/00→04/02	➔	11/01→ 03/02; Nutzlast [kg]: 1.400		24.3226-1702.3 020469	GG
			➔	→ 10/01; Nutzlast [kg]: 1.800		24.3228-1701.3 020401	GG
Zubehörsatz, Bremsbacken							
1.9 D	50 - 51	03/94→04/02	➔	→ 10/01; Nutzlast [kg]: 1.000		03.0137-9219.2 669219	TRW
			➔	11/01→ 03/02; Nutzlast [kg]: 1.000; nicht für Wohnmobile		03.0137-9285.2 669285	AP
1.9 DT 4x4	66	03/96→09/98	➔	Nutzlast ab [kg] 1.000 Nutzlast bis [kg] 1.400		03.0137-9219.2 669219	TRW
➔							




















	kW			 	! #		
PEUGEOT - BOXER Kasten (230L) 03/94→08/05							
Zubehörsatz, Bremsbacken							
1.9 TD	66 - 68	03/94→04/02	➡	→ 10/01; Nutzlast ab [kg] 1.000 Nutzlast bis [kg] 1.400	03.0137-9219.2	669219	TRW
			➡	11/01→ 03/02; Nutzlast ab [kg] 1.000 Nutzlast bis [kg] 1.400; nicht für Wohnmobile	03.0137-9285.2	669285	AP
2.0 4x4	80	03/96→09/98	➡	Nutzlast [kg]: 1.800	03.0137-9219.2	669219	TRW
			➡	Nutzlast ab [kg] 1.000 Nutzlast bis [kg] 1.400	03.0137-9219.2	669219	TRW
2.0 HDI 2.0 i	62 80	08/01→04/02 06/94→04/02	➡	→ 10/01; Nutzlast [kg]: 1.800	03.0137-9219.2	669219	TRW
			➡	→ 10/01; Nutzlast ab [kg] 1.000 Nutzlast bis [kg] 1.400	03.0137-9219.2	669219	TRW
			➡	11/01→ 03/02; Nutzlast ab [kg] 1.000 Nutzlast bis [kg] 1.400; nicht für Wohnmobile	03.0137-9285.2	669285	AP
2.5 D 2.5 D 4x4 2.5 TD 2.5 TDI 2.5 TDI 4x4 2.8 HDI 2.8 HDi 4x4	63 63 76 79 79 94 94	03/94→04/02 07/99→04/02 03/94→04/02 01/97→04/02 07/99→04/02 11/00→04/02 10/00→04/02	➡	→ 10/01; Nutzlast [kg]: 1.800	03.0137-9219.2	669219	TRW
			➡	→ 10/01; Nutzlast [kg]: 1.400	03.0137-9219.2	669219	TRW
			➡	11/01→ 03/02; Nutzlast [kg]: 1.400; nicht für Wohnmobile	03.0137-9285.2	669285	AP
2.5 DT 2.8 HDi 4x4	62 93	10/97→11/01 10/00→11/01	➡	→ 10/01; Nutzlast [kg]: 1.800	03.0137-9219.2	669219	TRW
			➡	→ 10/01; Nutzlast [kg]: 1.400	03.0137-9219.2	669219	TRW
			➡	11/01→; Nutzlast [kg]: 1.400; nicht für Wohnmobile	03.0137-9285.2	669285	AP
2.8 D	64	01/99→02/02	➡	→ S 16209999; Nutzlast [kg]: 1.800	03.0137-9219.2	669219	TRW
			➡	→ S 16206253; Nutzlast [kg]: 1.400	03.0137-9219.2	669219	TRW
			➡	S 16204256→; Nutzlast [kg]: 1.400; nicht für Wohnmobile	03.0137-9285.2	669285	AP
 Bremstrommel							
1.9 D	50 - 51	03/94→04/02	➡	→ 03/02; Nutzlast [kg]: 1.000	24.0225-4002.1	480048	Ø 298 x 64,4 / 255,6
1.9 DT 4x4	66	03/96→09/98	➡	Nutzlast ab [kg] 1.000 Nutzlast bis [kg] 1.400	24.0225-4002.1	480048	Ø 298 x 64,4 / 255,6
1.9 TD	66 - 68	03/94→04/02	➡	→ 03/02; Nutzlast ab [kg] 1.000 Nutzlast bis [kg] 1.400	24.0225-4002.1	480048	Ø 298 x 64,4 / 255,6
2.0 4x4	80	03/96→09/98	➡	Nutzlast ab [kg] 1.000 Nutzlast bis [kg] 1.400	24.0225-4002.1	480048	Ø 298 x 64,4 / 255,6
			➡	Nutzlast [kg]: 1.800	24.0225-4005.1	480070	Ø 298 x 64,5 / 255,6
2.0 HDI 2.0 i	62 80	08/01→04/02 06/94→04/02	➡	→ 03/02; Nutzlast ab [kg] 1.000 Nutzlast bis [kg] 1.400	24.0225-4002.1	480048	Ø 298 x 64,4 / 255,6
			➡	→ 10/01; Nutzlast [kg]: 1.800	24.0225-4005.1	480070	Ø 298 x 64,5 / 255,6
2.5 D 2.5 D 4x4 2.5 TD 2.5 TDI 2.5 TDI 4x4 2.8 HDI 2.8 HDi 4x4	63 63 76 79 79 94 94	03/94→04/02 07/99→04/02 03/94→04/02 01/97→04/02 07/99→04/02 11/00→04/02 10/00→04/02	➡	→ 03/02; Nutzlast [kg]: 1.400	24.0225-4002.1	480048	Ø 298 x 64,4 / 255,6
			➡	→ 10/01; Nutzlast [kg]: 1.800	24.0225-4005.1	480070	Ø 298 x 64,5 / 255,6
			➡				
2.5 DT 2.8 HDi 4x4	62 93	10/97→11/01 10/00→11/01	➡	Nutzlast [kg]: 1.400	24.0225-4002.1	480048	Ø 298 x 64,4 / 255,6
			➡	→ 10/01; Nutzlast [kg]: 1.800	24.0225-4005.1	480070	Ø 298 x 64,5 / 255,6
2.8 D	64	01/99→02/02	➡	Nutzlast [kg]: 1.400	24.0225-4002.1	480048	Ø 298 x 64,4 / 255,6
			➡	→ S 16209999; Nutzlast [kg]: 1.800	24.0225-4005.1	480070	Ø 298 x 64,5 / 255,6
 Bremsbackensatz							
1.9 D	50 - 51	03/94→04/02	➡	→ 10/01; Nutzlast [kg]: 1.000; nicht für Wohnmobile	03.0137-0333.2	650333	TRW Ø 254 x 57 + HEB
			➡	11/01→ 03/02; Nutzlast [kg]: 1.000; nicht für Wohnmobile	03.0520-0925.3	690925	TRW Ø 254 x 57 + RZ / + Zub TopKit
1.9 DT 4x4	66	03/96→09/98	➡	→ 10/01; Nutzlast [kg]: 1.000; nicht für Wohnmobile	03.0137-0432.2	650432	AP Ø 254 x 57 + HEB
			➡		03.0520-0326.3	690326	AP Ø 254 x 57 + RZ / + Zub TopKit
1.9 TD	66 - 68	03/94→04/02	➡	→ 10/01; Nutzlast ab [kg] 1.000 Nutzlast bis [kg] 1.400; nicht für Wohnmobile	03.0137-0333.2	650333	TRW Ø 254 x 57 + HEB
			➡		03.0520-0925.3	690925	TRW Ø 254 x 57 + RZ / + Zub TopKit
→							

	kw			 	! #		
PEUGEOT - BOXER Kasten (230L) 03/94→08/05							
Bremsbackensatz							
1.9 TD	66 - 68	03/94→04/02	➡	11/01→ 03/02; Nutzlast ab [kg] 1.000 Nutzlast bis [kg] 1.400; nicht für Wohnmobile		03.0137-0432.2 650432 03.0520-0326.3 690326	AP Ø 254 x 57 + HEB AP Ø 254 x 57 + RZ / + Zub TopKit
2.0 4x4	80	03/96→09/98	➡	Nutzlast ab [kg] 1.000 Nutzlast bis [kg] 1.400; nicht für Wohnmobile		03.0137-0333.2 650333 03.0520-0925.3 690925	TRW Ø 254 x 57 + HEB TRW Ø 254 x 57 + RZ / + Zub TopKit
			➡	Nutzlast [kg]: 1.800; nicht für Wohnmobile		03.0137-0334.2 650334 03.0520-0728.3 690728	TRW Ø 254 x 57 + HEB TRW Ø 254 x 57 + RZ / + Zub TopKit
2.0 HDI 2.0 i	62 80	08/01→04/02 06/94→04/02	➡	→ 10/01; Nutzlast ab [kg] 1.000 Nutzlast bis [kg] 1.400; nicht für Wohnmobile		03.0137-0333.2 650333 03.0520-0925.3 690925	TRW Ø 254 x 57 + HEB TRW Ø 254 x 57 + RZ / + Zub TopKit
			➡	→ 10/01; Nutzlast [kg]: 1.800; nicht für Wohnmobile		03.0137-0334.2 650334 03.0520-0728.3 690728	TRW Ø 254 x 57 + HEB TRW Ø 254 x 57 + RZ / + Zub TopKit
			➡	11/01→ 03/02; Nutzlast ab [kg] 1.000 Nutzlast bis [kg] 1.400; nicht für Wohnmobile		03.0137-0432.2 650432 03.0520-0326.3 690326	AP Ø 254 x 57 + HEB AP Ø 254 x 57 + RZ / + Zub TopKit
2.5 D 2.5 D 4x4	63 63	03/94→04/02 07/99→04/02	➡	→ 10/01; Nutzlast [kg]: 1.400; nicht für Wohnmobile		03.0137-0333.2 650333 03.0520-0925.3 690925	TRW Ø 254 x 57 + HEB TRW Ø 254 x 57 + RZ / + Zub TopKit
			➡	→ 10/01; Nutzlast [kg]: 1.800; nicht für Wohnmobile		03.0137-0334.2 650334 03.0520-0728.3 690728	TRW Ø 254 x 57 + HEB TRW Ø 254 x 57 + RZ / + Zub TopKit
			➡	11/01→ 03/02; Nutzlast [kg]: 1.400; nicht für Wohnmobile		03.0137-0432.2 650432 03.0520-0326.3 690326	AP Ø 254 x 57 + HEB AP Ø 254 x 57 + RZ / + Zub TopKit
2.5 DT	62	10/97→11/01	➡	→ 10/01; Nutzlast [kg]: 1.400; nicht für Wohnmobile		03.0137-0333.2 650333 03.0520-0925.3 690925	TRW Ø 254 x 57 + HEB TRW Ø 254 x 57 + RZ / + Zub TopKit
			➡	→ 10/01; Nutzlast [kg]: 1.800; nicht für Wohnmobile		03.0137-0334.2 650334 03.0520-0728.3 690728	TRW Ø 254 x 57 + HEB TRW Ø 254 x 57 + RZ / + Zub TopKit
			➡	11/01→; Nutzlast [kg]: 1.400; nicht für Wohnmobile		03.0137-0432.2 650432 03.0520-0326.3 690326	AP Ø 254 x 57 + HEB AP Ø 254 x 57 + RZ / + Zub TopKit
2.5 TD 2.5 TDI 2.5 TDI 4x4 2.8 HDI 2.8 HDi 4x4	76 79 79 94 94	03/94→04/02 01/97→04/02 07/99→04/02 11/00→04/02 10/00→04/02	➡	→ 10/01; Nutzlast [kg]: 1.400; nicht für Wohnmobile		03.0137-0333.2 650333 03.0520-0226.3 690226	TRW Ø 254 x 57 + HEB TRW Ø 254 x 57 + RZ / + Zub TopKit
			➡	→ 10/01; Nutzlast [kg]: 1.800; nicht für Wohnmobile		03.0137-0334.2 650334 03.0520-0728.3 690728	TRW Ø 254 x 57 + HEB TRW Ø 254 x 57 + RZ / + Zub TopKit
			➡	11/01→ 03/02; Nutzlast [kg]: 1.400; nicht für Wohnmobile		03.0137-0432.2 650432 03.0520-0326.3 690326	AP Ø 254 x 57 + HEB AP Ø 254 x 57 + RZ / + Zub TopKit
2.8 D	64	01/99→02/02	➡	→ S 16206253; Nutzlast [kg]: 1.400; nicht für Wohnmobile		03.0137-0333.2 650333 03.0520-0226.3 690226 03.0520-0925.3 690925	TRW Ø 254 x 57 + HEB TRW Ø 254 x 57 + RZ / + Zub TopKit TRW Ø 254 x 57 + RZ / + Zub TopKit
			➡	→ S 16209999; Nutzlast [kg]: 1.800; nicht für Wohnmobile		03.0137-0334.2 650334 03.0520-0728.3 690728	TRW Ø 254 x 57 + HEB TRW Ø 254 x 57 + RZ / + Zub TopKit
			➡	S 16204256→; Nutzlast [kg]: 1.400; nicht für Wohnmobile		03.0137-0432.2 650432 03.0520-0326.3 690326	AP Ø 254 x 57 + HEB AP Ø 254 x 57 + RZ / + Zub TopKit
2.8 HDi 4x4	93	10/00→11/01	➡	→ 10/01; Nutzlast [kg]: 1.400; nicht für Wohnmobile		03.0137-0333.2 650333 03.0520-0226.3 690226	TRW Ø 254 x 57 + HEB TRW Ø 254 x 57 + RZ / + Zub TopKit
			➡	→ 10/01; Nutzlast [kg]: 1.800; nicht für Wohnmobile		03.0137-0334.2 650334 03.0520-0728.3 690728	TRW Ø 254 x 57 + HEB TRW Ø 254 x 57 + RZ / + Zub TopKit
			➡	11/01→; Nutzlast [kg]: 1.400; nicht für Wohnmobile		03.0137-0432.2 650432 03.0520-0326.3 690326	AP Ø 254 x 57 + HEB AP Ø 254 x 57 + RZ / + Zub TopKit
→							

	kw			 	! #					
PEUGEOT - BOXER Kasten (230L) 03/94→08/05										
 Seilzug, Feststellbremse										
1.9 D	50 - 51	03/94→04/02		→ S 16158427; Nutzlast [kg]: 1.000; 	1	24.3727-0340.2	580340	L= 3.025		
				S 16194400→; → 03/02; Nutzlast [kg]: 1.000; Trommelbremse; 	1	24.3727-0343.2	580343	L= 2.827		
				S 16158428→ S 16194399; Nutzlast [kg]: 1.000; 	1	24.3727-0344.2	580344	L= 2.806		
				S 16194400→; → 03/02; Nutzlast [kg]: 1.000; Scheibenbremse; 	1	24.3727-0348.2	580348	L= 2.715		
1.9 TD	66 - 68	03/94→04/02		→ S 16158427; Nutzlast ab [kg] 1.000 Nutzlast bis [kg] 1.400; 	1	24.3727-0340.2	580340	L= 3.025		
				S 16194400→; → 03/02; Nutzlast ab [kg] 1.000 Nutzlast bis [kg] 1.400; Trommelbremse; 	1	24.3727-0343.2	580343	L= 2.827		
				S 16158428→ S 16194399; Nutzlast ab [kg] 1.000 Nutzlast bis [kg] 1.400; 	1	24.3727-0344.2	580344	L= 2.806		
				S 16194400→; → 03/02; Nutzlast ab [kg] 1.000 Nutzlast bis [kg] 1.400; Scheibenbremse; 	1	24.3727-0348.2	580348	L= 2.715		
2.0 HDI	62	08/01→04/02		→ 03/02; Nutzlast ab [kg] 1.000 Nutzlast bis [kg] 1.800; Trommelbremse; 	1	24.3727-0343.2	580343	L= 2.827		
				→ 03/02; Nutzlast ab [kg] 1.000 Nutzlast bis [kg] 1.800; Scheibenbremse; 	1	24.3727-0348.2	580348	L= 2.715		
2.0 i	80	06/94→04/02		→ S 16158427; Nutzlast ab [kg] 1.000 Nutzlast bis [kg] 1.800; 	1	24.3727-0340.2	580340	L= 3.025		
				S 16194400→; → 03/02; Nutzlast ab [kg] 1.000 Nutzlast bis [kg] 1.800; Trommelbremse; 	1	24.3727-0343.2	580343	L= 2.827		
				S 16158428→ S 16194399; Nutzlast ab [kg] 1.000 Nutzlast bis [kg] 1.800; 	1	24.3727-0344.2	580344	L= 2.806		
				S 16194400→; → 03/02; Nutzlast ab [kg] 1.000 Nutzlast bis [kg] 1.800; Scheibenbremse; 	1	24.3727-0348.2	580348	L= 2.715		
2.5 D 2.5 D 4x4 2.5 TD 2.5 TDI 2.8 HDI	63 63 76 79 94	03/94→04/02 07/99→04/02 03/94→04/02 01/97→04/02 11/00→04/02		→ S 16158427; Nutzlast ab [kg] 1.400 Nutzlast bis [kg] 1.800; 	1	24.3727-0340.2	580340	L= 3.025		
				S 16194400→; → 03/02; Nutzlast ab [kg] 1.400 Nutzlast bis [kg] 1.800; Trommelbremse; 	1	24.3727-0343.2	580343	L= 2.827		
				S 16158428→ S 16194399; Nutzlast ab [kg] 1.400 Nutzlast bis [kg] 1.800; 	1	24.3727-0344.2	580344	L= 2.806		
				S 16194400→; → 03/02; Nutzlast ab [kg] 1.400 Nutzlast bis [kg] 1.800; Scheibenbremse; 	1	24.3727-0348.2	580348	L= 2.715		
2.5 DT 2.8 D	62 64	10/97→11/01 01/99→02/02		→ S 16158427; Nutzlast ab [kg] 1.400 Nutzlast bis [kg] 1.800; 	1	24.3727-0340.2	580340	L= 3.025		
				S 16194400→; Nutzlast ab [kg] 1.400 Nutzlast bis [kg] 1.800; Trommelbremse; 	1	24.3727-0343.2	580343	L= 2.827		
				S 16158428→ S 16194399; Nutzlast ab [kg] 1.400 Nutzlast bis [kg] 1.800; 	1	24.3727-0344.2	580344	L= 2.806		
				S 16194400→; Nutzlast ab [kg] 1.400 Nutzlast bis [kg] 1.800; Scheibenbremse; 	1	24.3727-0348.2	580348	L= 2.715		
2.8 HDi	93	10/00→11/01		11/00→; → S 16158427; Nutzlast ab [kg] 1.400 Nutzlast bis [kg] 1.800; 	1	24.3727-0340.2	580340	L= 3.025		
				S 16194400→; Nutzlast ab [kg] 1.400 Nutzlast bis [kg] 1.800; Trommelbremse; 	1	24.3727-0343.2	580343	L= 2.827		
				S 16158428→ S 16194399; Nutzlast ab [kg] 1.400 Nutzlast bis [kg] 1.800; 	1	24.3727-0344.2	580344	L= 2.806		
				S 16194400→; Nutzlast ab [kg] 1.400 Nutzlast bis [kg] 1.800; Scheibenbremse; 	1	24.3727-0348.2	580348	L= 2.715		
PEUGEOT - BOXER Kasten (244) 12/01→										
 Radbremszylinder										
2.0 2.0 HDi 2.2 HDi 2.8 HDi	81 62 74 93 - 107	12/01→06/06 04/02→06/06 12/01→06/06 04/04→09/09		→ 03/06; Nutzlast ab [kg] 1.000 Nutzlast bis [kg] 1.400		24.3226-1702.3	020469	GG		
2.0 BiFuel	81	12/01→06/06		04/02→ 03/06; Nutzlast ab [kg] 1.000 Nutzlast bis [kg] 1.400		24.3226-1702.3	020469	GG		
2.3 HDi 2.8 HDi	93 90 - 94	02/07→ 12/01→06/06		Nutzlast ab [kg] 1.000 Nutzlast bis [kg] 1.400		24.3226-1702.3	020469	GG		
→										

	kw					! #		
PEUGEOT - BOXER Kasten (244) 12/01 →								
 Radbremszylinder								
2.8 HDi 4x4	94	12/01→06/06	➡	Nutzlast ab [kg] 1.000 Nutzlast bis [kg] 1.400			24.3226-1702.3 020469	GG
Zubehörsatz, Bremsbacken								
2.0 2.0 HDi 2.2 HDi 2.8 HDi	81 62 74 93 - 107	12/01→06/06 04/02→06/06 12/01→06/06 04/04→09/09	➡	→ 03/06; Nutzlast ab [kg] 1.000 Nutzlast bis [kg] 1.400			03.0137-9285.2 669285	AP
2.0 BiFuel	81	12/01→06/06	➡	04/02→ 03/06; Nutzlast ab [kg] 1.000 Nutzlast bis [kg] 1.400			03.0137-9285.2 669285	AP
2.3 HDi 2.8 HDi 2.8 HDi 4x4	93 90 - 94 94	02/07→ 12/01→06/06 12/01→06/06	➡	Nutzlast ab [kg] 1.000 Nutzlast bis [kg] 1.400			03.0137-9285.2 669285	AP
 Bremstrommel								
2.0 2.0 HDi 2.2 HDi 2.8 HDi	81 62 74 93 - 107	12/01→06/06 04/02→06/06 12/01→06/06 04/04→09/09	➡	→ 03/06; Nutzlast ab [kg] 1.000 Nutzlast bis [kg] 1.400			24.0225-4002.1 480048	Ø 298 x 64,4 / 255,6
2.0 BiFuel	81	12/01→06/06	➡	04/02→ 03/06; Nutzlast ab [kg] 1.000 Nutzlast bis [kg] 1.400			24.0225-4002.1 480048	Ø 298 x 64,4 / 255,6
2.3 HDi 2.8 HDi 2.8 HDi 4x4	93 90 - 94 94	02/07→ 12/01→06/06 12/01→06/06	➡	Nutzlast ab [kg] 1.000 Nutzlast bis [kg] 1.400			24.0225-4002.1 480048	Ø 298 x 64,4 / 255,6
 Bremsbackensatz								
2.0 2.0 HDi 2.2 HDi 2.8 HDi	81 62 74 93 - 107	12/01→06/06 04/02→06/06 12/01→06/06 04/04→09/09	➡	→ 03/06; Nutzlast ab [kg] 1.000 Nutzlast bis [kg] 1.400; nicht für Wohnmobile			03.0137-0432.2 650432 03.0520-0326.3 690326	AP Ø 254 x 57 + HEB AP Ø 254 x 57 + RZ / + Zub TopKit
2.0 BiFuel	81	12/01→06/06	➡	04/02→ 03/06; Nutzlast ab [kg] 1.000 Nutzlast bis [kg] 1.400; nicht für Wohnmobile			03.0137-0432.2 650432 03.0520-0326.3 690326	AP Ø 254 x 57 + HEB AP Ø 254 x 57 + RZ / + Zub TopKit
2.3 HDi 2.8 HDi 2.8 HDi 4x4	93 90 - 94 94	02/07→ 12/01→06/06 12/01→06/06	➡	Nutzlast ab [kg] 1.000 Nutzlast bis [kg] 1.400; nicht für Wohnmobile			03.0137-0432.2 650432 03.0520-0326.3 690326	AP Ø 254 x 57 + HEB AP Ø 254 x 57 + RZ / + Zub TopKit
 Bremsbackensatz, Feststellbremse								
2.0 2.0 HDi 2.2 HDi 2.8 HDi	81 62 74 93 - 107	12/01→06/06 04/02→06/06 12/01→06/06 04/04→09/09	➡	→ 03/06; Nutzlast ab [kg] 1.000 Nutzlast bis [kg] 1.800; mit Verstärkung			03.0137-4002.2 654002	Ø 172 x 42 + Zub
2.0 BiFuel	81	12/01→06/06	➡	04/02→ 03/06; Nutzlast ab [kg] 1.000 Nutzlast bis [kg] 1.800; mit Verstärkung			03.0137-4002.2 654002	Ø 172 x 42 + Zub
2.3 HDi 2.8 HDi 2.8 HDi 4x4	93 90 - 94 94	02/07→ 12/01→06/06 12/01→06/06	➡	Nutzlast ab [kg] 1.000 Nutzlast bis [kg] 1.800; mit Verstärkung			03.0137-4002.2 654002	Ø 172 x 42 + Zub
Zubehörsatz, Feststellbremsbacken								
2.0 2.0 HDi 2.2 HDi 2.8 HDi	81 62 74 93 - 107	12/01→06/06 04/02→06/06 12/01→06/06 04/04→09/09		→ 03/06; Nutzlast ab [kg] 1.000 Nutzlast bis [kg] 1.800			03.0137-9705.2 669705 03.0137-9706.2 669706	
2.0 BiFuel	81	12/01→06/06		04/02→ 03/06; Nutzlast ab [kg] 1.000 Nutzlast bis [kg] 1.800			03.0137-9705.2 669705 03.0137-9706.2 669706	
2.3 HDi 2.8 HDi 2.8 HDi 4x4	93 90 - 94 94	02/07→ 12/01→06/06 12/01→06/06		Nutzlast ab [kg] 1.000 Nutzlast bis [kg] 1.800			03.0137-9705.2 669705 03.0137-9706.2 669706	
 Seilzug, Feststellbremse								
2.0 2.0 HDi 2.2 HDi 2.8 HDi	81 62 74 93 - 107	12/01→06/06 04/02→06/06 12/01→06/06 04/04→09/09		→ 03/06; Nutzlast ab [kg] 1.000 Nutzlast bis [kg] 1.800; Trommelbremse; 	1	24.3727-0300.2 580300		L= 1.078
				→ S 17103012; Nutzlast ab [kg] 1.000 Nutzlast bis [kg] 1.800; Scheibenbremse; 	1	24.3727-0300.2 580300		L= 1.078
→								

	kw			 	! #		
PEUGEOT - BOXER Kasten (244) 12/01→							
 Seilzug, Feststellbremse							
2.0 2.0 HDi 2.2 HDi 2.8 HDi	81 62 74 93 - 107	12/01→06/06 04/02→06/06 12/01→06/06 04/04→09/09		S 17103013→; → 03/06; für Linkslenker; Nutzlast ab [kg] 1.000 Nutzlast bis [kg] 1.800; Scheibenbremse; 	1	24.3727-0300.2 580300	L= 1.078
				→ 03/06; Nutzlast ab [kg] 1.000 Nutzlast bis [kg] 1.800; Trommelbremse; 	1	24.3727-0343.2 580343	L= 2.827
				→ S 17103012; Nutzlast ab [kg] 1.000 Nutzlast bis [kg] 1.800; Scheibenbremse; 	1	24.3727-0348.2 580348	L= 2.715
2.3 HDi 2.8 HDi	93 90 - 94	02/07→ 12/01→06/06		Nutzlast ab [kg] 1.000 Nutzlast bis [kg] 1.800; Trommelbremse; 	1	24.3727-0300.2 580300	L= 1.078
				→ S 17103012; Nutzlast ab [kg] 1.000 Nutzlast bis [kg] 1.800; Scheibenbremse; 	1	24.3727-0300.2 580300	L= 1.078
				S 17103013→; für Linkslenker; Nutzlast ab [kg] 1.000 Nutzlast bis [kg] 1.800; Scheibenbremse; 	1	24.3727-0300.2 580300	L= 1.078
				Nutzlast ab [kg] 1.000 Nutzlast bis [kg] 1.800; Trommelbremse; 	1	24.3727-0343.2 580343	L= 2.827
				→ S 17103012; Nutzlast ab [kg] 1.000 Nutzlast bis [kg] 1.800; Scheibenbremse; 	1	24.3727-0348.2 580348	L= 2.715
2.8 HDi 4x4	94	12/01→06/06		→ S 17103012; Nutzlast ab [kg] 1.000 Nutzlast bis [kg] 1.800; Scheibenbremse; 	1	24.3727-0348.2 580348	L= 2.715
				S 17103013→; Nutzlast ab [kg] 1.000 Nutzlast bis [kg] 1.800; Scheibenbremse; 	1	24.3727-0562.2 580562	L= 1.059
				→ S 17103012; Nutzlast ab [kg] 1.000 Nutzlast bis [kg] 1.800; Scheibenbremse; 	1	24.3727-0562.2 580562	L= 1.059
PEUGEOT - BOXER Pritsche/Fahrgestell 04/06→							
 Bremssackensatz, Feststellbremse							
2.0 BlueHDi 110 2.0 BlueHDi 130 2.0 BlueHDi 160 2.2 BlueHDi 120 2.2 BlueHDi 140 2.2 BlueHDi 165 2.2 HDi 100 2.2 HDi 110 2.2 HDi 120 2.2 HDi 130 2.2 HDi 150 3.0 HDi 3.0 HDi 145 3.0 HDi 160 3.0 HDi 175	81 96 120 88 103 121 74 81 88 96 110 115 107 116 130	07/15→09/19 07/15→09/19 07/15→09/19 08/19→ 08/19→ 08/19→ 04/06→ 03/11→ 04/06→ 03/11→ 03/11→ 04/06→ 04/10→ 04/06→ 03/11→	➔			03.0137-4004.2 654004	Ø 172 x 42 + Zub
Zubehörsatz, Feststellbremsbacken							
2.0 BlueHDi 110 2.0 BlueHDi 130 2.0 BlueHDi 160 2.2 BlueHDi 120 2.2 BlueHDi 140 2.2 BlueHDi 165 2.2 HDi 100 2.2 HDi 110 2.2 HDi 120 2.2 HDi 130 2.2 HDi 150 3.0 HDi 3.0 HDi 145 3.0 HDi 160 3.0 HDi 175	81 96 120 88 103 121 74 81 88 96 110 115 107 116 130	07/15→09/19 07/15→09/19 07/15→09/19 08/19→ 08/19→ 08/19→ 04/06→ 03/11→ 04/06→ 03/11→ 03/11→ 04/06→ 04/10→ 04/06→ 03/11→	➔			03.0137-9705.2 669705 03.0137-9707.2 669707	
 Seilzug, Feststellbremse							
2.0 BlueHDi 110 2.0 BlueHDi 130 2.0 BlueHDi 160 2.2 BlueHDi 120 2.2 BlueHDi 140 2.2 BlueHDi 165 2.2 HDi 100 2.2 HDi 110 2.2 HDi 120 2.2 HDi 130 2.2 HDi 150 →	81 96 120 88 103 121 74 81 88 96 110	07/15→09/19 07/15→09/19 07/15→09/19 08/19→ 08/19→ 08/19→ 04/06→ 03/11→ 04/06→ 03/11→ 03/11→		für verlängerten Radstand; 	1	24.3727-0586.2 580586	L= 2.910

	kW					! #		
PEUGEOT - BOXER Pritsche/Fahrgestell 04/06→								
 Seilzug, Feststellbremse								
3.0 HDi 3.0 HDi 145 3.0 HDi 160 3.0 HDi 175	115 107 116 130	04/06→ 04/10→ 04/06→ 03/11→		für verlängerten Radstand; 	1	24.3727-0586.2	580586	L= 2.910
PEUGEOT - BOXER Pritsche/Fahrgestell (244) 12/01→								
 Radbremszylinder								
2.0 BiFuel	81	12/01→06/06	➡	04/02→ 03/06; Nutzlast ab [kg] 1.000 Nutzlast bis [kg] 1.400		24.3226-1702.3	020469	GG
2.0 HDi 2.2 HDi 2.8 HDi 2.8 HDi 4x4	62 74 94 - 107 94	12/01→06/06 12/01→06/06 12/01→06/06 12/01→06/06	➡	→ 03/06; Nutzlast ab [kg] 1.000 Nutzlast bis [kg] 1.400		24.3226-1702.3	020469	GG
Zubehörsatz, Bremsbacken								
2.0 BiFuel	81	12/01→06/06	➡	04/02→ 03/06; Nutzlast ab [kg] 1.000 Nutzlast bis [kg] 1.400		03.0137-9285.2	669285	AP
2.0 HDi 2.2 HDi 2.8 HDi 2.8 HDi 4x4	62 74 94 - 107 94	12/01→06/06 12/01→06/06 12/01→06/06 12/01→06/06	➡	→ 03/06; Nutzlast ab [kg] 1.000 Nutzlast bis [kg] 1.400		03.0137-9285.2	669285	AP
 Bremstrommel								
2.0 BiFuel	81	12/01→06/06	➡	04/02→ 03/06; Nutzlast ab [kg] 1.000 Nutzlast bis [kg] 1.400		24.0225-4002.1	480048	Ø 298 x 64,4 / 255,6
2.0 HDi 2.2 HDi 2.8 HDi 2.8 HDi 4x4	62 74 94 - 107 94	12/01→06/06 12/01→06/06 12/01→06/06 12/01→06/06	➡	→ 03/06; Nutzlast ab [kg] 1.000 Nutzlast bis [kg] 1.400		24.0225-4002.1	480048	Ø 298 x 64,4 / 255,6
 Bremsbackensatz								
2.0 BiFuel	81	12/01→06/06	➡	04/02→ 03/06; Nutzlast ab [kg] 1.000 Nutzlast bis [kg] 1.400; nicht für Wohn- mobile		03.0137-0432.2 03.0520-0326.3	650432 690326	AP Ø 254 x 57 + HEB AP Ø 254 x 57 + RZ / + Zub TopKit
2.0 HDi 2.2 HDi 2.8 HDi 2.8 HDi 4x4	62 74 94 - 107 94	12/01→06/06 12/01→06/06 12/01→06/06 12/01→06/06	➡	→ 03/06; Nutzlast ab [kg] 1.000 Nutzlast bis [kg] 1.400; nicht für Wohnmobile		03.0137-0432.2 03.0520-0326.3	650432 690326	AP Ø 254 x 57 + HEB AP Ø 254 x 57 + RZ / + Zub TopKit
 Bremsbackensatz, Feststellbremse								
2.0 BiFuel	81	12/01→06/06	➡	04/02→ 03/06; Nutzlast ab [kg] 1.000 Nutzlast bis [kg] 1.800; mit Verstärkung		03.0137-4002.2	654002	Ø 172 x 42 + Zub
2.0 HDi 2.2 HDi 2.8 HDi 2.8 HDi 4x4	62 74 94 - 107 94	12/01→06/06 12/01→06/06 12/01→06/06 12/01→06/06	➡	→ 03/06; Nutzlast ab [kg] 1.000 Nutzlast bis [kg] 1.800; mit Verstärkung		03.0137-4002.2	654002	Ø 172 x 42 + Zub
Zubehörsatz, Feststellbremsbacken								
2.0 BiFuel	81	12/01→06/06		04/02→ 03/06; Nutzlast ab [kg] 1.000 Nutzlast bis [kg] 1.800		03.0137-9705.2 03.0137-9706.2	669705 669706	
2.0 HDi 2.2 HDi 2.8 HDi 2.8 HDi 4x4	62 74 94 - 107 94	12/01→06/06 12/01→06/06 12/01→06/06 12/01→06/06		→ 03/06; Nutzlast ab [kg] 1.000 Nutzlast bis [kg] 1.800		03.0137-9705.2 03.0137-9706.2	669705 669706	
 Seilzug, Feststellbremse								
2.0 HDi 2.2 HDi 2.8 HDi	62 74 94 - 107	12/01→06/06 12/01→06/06 12/01→06/06		→ 03/06; Nutzlast ab [kg] 1.000 Nutzlast bis [kg] 1.800; Trommelbremse; 	1	24.3727-0300.2	580300	L= 1.078
				→ S 17103012; Nutzlast ab [kg] 1.000 Nutzlast bis [kg] 1.800; Scheibenbremse; 	1	24.3727-0300.2	580300	L= 1.078
				S 17103013→; → 03/06; für Linksenker; Nutzlast ab [kg] 1.000 Nutzlast bis [kg] 1.800; Scheibenbremse; 	1	24.3727-0300.2	580300	L= 1.078
				→ 03/06; Nutzlast ab [kg] 1.000 Nutzlast bis [kg] 1.800; Trommelbremse; 	1	24.3727-0343.2	580343	L= 2.827
				→ S 17103012; Nutzlast ab [kg] 1.000 Nutzlast bis [kg] 1.800; Scheibenbremse; 	1	24.3727-0348.2	580348	L= 2.715
→								

PEUGEOT - BOXER Pritsche/Fahrgestell (244) 12/01→

Seilzug, Feststellbremse

2.8 HDi 4x4	94	12/01→06/06		→ S 17103012; Nutzlast ab [kg] 1.000 Nutzlast bis [kg] 1.800; Scheibenbremse; ☱	1	24.3727-0348.2	580348	L= 2.715
				→ S 17103013→; → 03/06; Nutzlast ab [kg] 1.000 Nutzlast bis [kg] 1.800; Scheibenbremse; ☱	1	24.3727-0562.2	580562	L= 1.059
				→ S 17103012; Nutzlast ab [kg] 1.000 Nutzlast bis [kg] 1.800; Scheibenbremse; ☱	1	24.3727-0562.2	580562	L= 1.059

PEUGEOT - BOXER Pritsche/Fahrgestell (ZCT_) 03/94→04/02








Radbremszylinder







1.9 D	51	03/94→04/02		→ S 16206253; Nutzlast ab [kg] 1.000 Nutzlast bis [kg] 1.400		24.3225-1701.3	020399	GG
				→ S 16204256→; Nutzlast ab [kg] 1.000 Nutzlast bis [kg] 1.400		24.3226-1702.3	020469	GG
1.9 TD	66	06/94→04/02		12/98→ 10/01; Nutzlast ab [kg] 1.000 Nutzlast bis [kg] 1.400		24.3225-1701.3	020399	GG
				11/01→ 03/02; Nutzlast ab [kg] 1.000 Nutzlast bis [kg] 1.400		24.3226-1702.3	020469	GG
1.9 TD	68	07/94→04/02		07/96→ 10/01; Nutzlast ab [kg] 1.000 Nutzlast bis [kg] 1.400		24.3225-1701.3	020399	GG
				11/01→ 03/02; Nutzlast ab [kg] 1.000 Nutzlast bis [kg] 1.400		24.3226-1702.3	020469	GG
2.0	81	12/01→04/02		→ 03/02; Nutzlast ab [kg] 1.000 Nutzlast bis [kg] 1.400		24.3226-1702.3	020469	GG
2.0 i	80	06/94→04/02		→ 10/01; Nutzlast ab [kg] 1.000 Nutzlast bis [kg] 1.400		24.3225-1701.3	020399	GG
				11/01→ 03/02; Nutzlast ab [kg] 1.000 Nutzlast bis [kg] 1.400		24.3226-1702.3	020469	GG
				→ 10/01; Nutzlast [kg]: 1.800		24.3228-1701.3	020401	GG
2.5 D 2.5 D 4x4	63	03/94→04/02		→ 10/01; Nutzlast [kg]: 1.400		24.3225-1701.3	020399	GG
	63	07/99→04/02		11/01→ 03/02; Nutzlast [kg]: 1.400		24.3226-1702.3	020469	GG
				→ 10/01; Nutzlast [kg]: 1.800		24.3228-1701.3	020401	GG
2.5 TD 2.5 TDI 2.5 TDI 4x4 2.8 HDI	76	03/94→04/02		→ 10/01; Nutzlast [kg]: 1.400		24.3226-1702.3	020469	GG
	79	01/97→04/02		11/01→ 03/02; Nutzlast [kg]: 1.400		24.3226-1702.3	020469	GG
	79	07/99→04/02		→ 10/01; Nutzlast [kg]: 1.800		24.3228-1701.3	020401	GG
	94	11/00→04/02		→ 10/01; Nutzlast [kg]: 1.800		24.3228-1701.3	020401	GG
2.8 D	64	01/99→02/02		→ S 16206253; Nutzlast [kg]: 1.400		24.3225-1701.3	020399	GG
				→ S 16204256→; Nutzlast [kg]: 1.400		24.3226-1702.3	020469	GG
				→ S 16209999; Nutzlast [kg]: 1.800		24.3228-1701.3	020401	GG
2.8 HDi All-wheel Drive	93	10/00→11/01		→ 10/01; Nutzlast [kg]: 1.400		24.3226-1702.3	020469	GG
				11/01→; Nutzlast [kg]: 1.400		24.3226-1702.3	020469	GG
				→ 10/01; Nutzlast [kg]: 1.800		24.3228-1701.3	020401	GG




























Zubehörsatz, Bremsbacken






















1.9 D	51	03/94→04/02		→ S 16206253; Nutzlast ab [kg] 1.000 Nutzlast bis [kg] 1.400		03.0137-9219.2	669219	TRW
				→ S 16204256→; Nutzlast ab [kg] 1.000 Nutzlast bis [kg] 1.400; nicht für Wohnmobile		03.0137-9285.2	669285	AP
1.9 TD	66	06/94→04/02		12/98→ 10/01; Nutzlast ab [kg] 1.000 Nutzlast bis [kg] 1.400		03.0137-9219.2	669219	TRW
				11/01→ 03/02; Nutzlast ab [kg] 1.000 Nutzlast bis [kg] 1.400; nicht für Wohnmobile		03.0137-9285.2	669285	AP
1.9 TD	68	07/94→04/02		07/96→ 10/01; Nutzlast ab [kg] 1.000 Nutzlast bis [kg] 1.400		03.0137-9219.2	669219	TRW
				11/01→ 03/02; Nutzlast ab [kg] 1.000 Nutzlast bis [kg] 1.400; nicht für Wohnmobile		03.0137-9285.2	669285	AP
2.0	81	12/01→04/02		→ 03/02; Nutzlast ab [kg] 1.000 Nutzlast bis [kg] 1.400; nicht für Wohnmobile		03.0137-9285.2	669285	AP
2.0 i	80	06/94→04/02		→ 10/01; Nutzlast [kg]: 1.800		03.0137-9219.2	669219	TRW
				→ 10/01; Nutzlast ab [kg] 1.000 Nutzlast bis [kg] 1.400		03.0137-9219.2	669219	TRW
				11/01→ 03/02; Nutzlast ab [kg] 1.000 Nutzlast bis [kg] 1.400; nicht für Wohnmobile		03.0137-9285.2	669285	AP























→

	kw					! #		
PEUGEOT - BOXER Pritsche/Fahrgestell (ZCT_) 03/94 → 04/02								
Zubehörsatz, Bremsbacken								
2.5 D	63	03/94 → 04/02	➡	→ 10/01; Nutzlast [kg]: 1.800		03.0137-9219.2	669219	TRW
2.5 D 4x4	63	07/99 → 04/02	➡	→ 10/01; Nutzlast [kg]: 1.400		03.0137-9219.2	669219	TRW
2.5 TD	76	03/94 → 04/02	➡	→ 10/01; Nutzlast [kg]: 1.400		03.0137-9219.2	669219	TRW
2.5 TDI	79	01/97 → 04/02	➡	11/01 → 03/02; Nutzlast [kg]: 1.400; nicht für Wohnmobile		03.0137-9285.2	669285	AP
2.5 TDI 4x4	79	07/99 → 04/02	➡	→ 10/01; Nutzlast [kg]: 1.400		03.0137-9219.2	669219	TRW
2.8 HDI	94	11/00 → 04/02	➡	→ 10/01; Nutzlast [kg]: 1.400		03.0137-9219.2	669219	TRW
2.8 D	64	01/99 → 02/02	➡	→ S 16209999; Nutzlast [kg]: 1.800		03.0137-9219.2	669219	TRW
			➡	→ S 16206253; Nutzlast [kg]: 1.400		03.0137-9219.2	669219	TRW
			➡	S 16204256 →; Nutzlast [kg]: 1.400; nicht für Wohnmobile		03.0137-9285.2	669285	AP
2.8 HDi All-wheel Drive	93	10/00 → 11/01	➡	→ 10/01; Nutzlast [kg]: 1.800		03.0137-9219.2	669219	TRW
			➡	→ 10/01; Nutzlast [kg]: 1.400		03.0137-9219.2	669219	TRW
			➡	11/01 →; Nutzlast [kg]: 1.400; nicht für Wohnmobile		03.0137-9285.2	669285	AP
Bremstrommel								
1.9 D	51	03/94 → 04/02	➡	Nutzlast ab [kg] 1.000 Nutzlast bis [kg] 1.400		24.0225-4002.1	480048	Ø 298 x 64,4 / 255,6
1.9 TD	66	06/94 → 04/02	➡	12/98 → 03/02; Nutzlast ab [kg] 1.000 Nutzlast bis [kg] 1.400		24.0225-4002.1	480048	Ø 298 x 64,4 / 255,6
1.9 TD	68	07/94 → 04/02	➡	07/96 → 03/02; Nutzlast ab [kg] 1.000 Nutzlast bis [kg] 1.400		24.0225-4002.1	480048	Ø 298 x 64,4 / 255,6
2.0	81	12/01 → 04/02	➡	→ 03/02; Nutzlast ab [kg] 1.000 Nutzlast bis [kg] 1.400		24.0225-4002.1	480048	Ø 298 x 64,4 / 255,6
2.0 i	80	06/94 → 04/02	➡	→ 03/02; Nutzlast ab [kg] 1.000 Nutzlast bis [kg] 1.400		24.0225-4002.1	480048	Ø 298 x 64,4 / 255,6
			➡	→ 10/01; Nutzlast [kg]: 1.800		24.0225-4005.1	480070	Ø 298 x 64,5 / 255,6
2.5 D	63	03/94 → 04/02	➡	→ 03/02; Nutzlast [kg]: 1.400		24.0225-4002.1	480048	Ø 298 x 64,4 / 255,6
2.5 D 4x4	63	07/99 → 04/02	➡	→ 10/01; Nutzlast [kg]: 1.800		24.0225-4005.1	480070	Ø 298 x 64,5 / 255,6
2.5 TD	76	03/94 → 04/02	➡	→ 10/01; Nutzlast [kg]: 1.800		24.0225-4005.1	480070	Ø 298 x 64,5 / 255,6
2.5 TDI	79	01/97 → 04/02	➡	→ 10/01; Nutzlast [kg]: 1.800		24.0225-4005.1	480070	Ø 298 x 64,5 / 255,6
2.5 TDI 4x4	79	07/99 → 04/02	➡	→ 10/01; Nutzlast [kg]: 1.800		24.0225-4005.1	480070	Ø 298 x 64,5 / 255,6
2.8 HDI	94	11/00 → 04/02	➡	→ 10/01; Nutzlast [kg]: 1.800		24.0225-4005.1	480070	Ø 298 x 64,5 / 255,6
2.8 D	64	01/99 → 02/02	➡	Nutzlast [kg]: 1.400		24.0225-4002.1	480048	Ø 298 x 64,4 / 255,6
			➡	→ S 16209999; Nutzlast [kg]: 1.800		24.0225-4005.1	480070	Ø 298 x 64,5 / 255,6
2.8 HDi All-wheel Drive	93	10/00 → 11/01	➡	Nutzlast [kg]: 1.400		24.0225-4002.1	480048	Ø 298 x 64,4 / 255,6
			➡	Nutzlast [kg]: 1.400		24.0225-4005.1	480070	Ø 298 x 64,5 / 255,6
Bremsbackensatz								
1.9 D	51	03/94 → 04/02	➡	→ S 16206253; Nutzlast ab [kg] 1.000 Nutzlast bis [kg] 1.400; nicht für Wohnmobile		03.0137-0333.2	650333	TRW Ø 254 x 57 + HEB
			➡	→ S 16206253; Nutzlast ab [kg] 1.000 Nutzlast bis [kg] 1.400; nicht für Wohnmobile		03.0520-0226.3	690226	TRW Ø 254 x 57 + RZ / + Zub TopKit
			➡	→ S 16206253; Nutzlast ab [kg] 1.000 Nutzlast bis [kg] 1.400; nicht für Wohnmobile		03.0520-0925.3	690925	TRW Ø 254 x 57 + RZ / + Zub TopKit
			➡	S 16204256 →; Nutzlast ab [kg] 1.000 Nutzlast bis [kg] 1.400; nicht für Wohnmobile		03.0137-0432.2	650432	AP Ø 254 x 57 + HEB
			➡	S 16204256 →; Nutzlast ab [kg] 1.000 Nutzlast bis [kg] 1.400; nicht für Wohnmobile		03.0520-0326.3	690326	AP Ø 254 x 57 + RZ / + Zub TopKit
1.9 TD	66	06/94 → 04/02	➡	12/98 → 10/01; Nutzlast ab [kg] 1.000 Nutzlast bis [kg] 1.400; nicht für Wohnmobile		03.0137-0333.2	650333	TRW Ø 254 x 57 + HEB
			➡	12/98 → 10/01; Nutzlast ab [kg] 1.000 Nutzlast bis [kg] 1.400; nicht für Wohnmobile		03.0520-0925.3	690925	TRW Ø 254 x 57 + RZ / + Zub TopKit
			➡	11/01 → 03/02; Nutzlast ab [kg] 1.000 Nutzlast bis [kg] 1.400; nicht für Wohnmobile		03.0137-0432.2	650432	AP Ø 254 x 57 + HEB
			➡	11/01 → 03/02; Nutzlast ab [kg] 1.000 Nutzlast bis [kg] 1.400; nicht für Wohnmobile		03.0520-0326.3	690326	AP Ø 254 x 57 + RZ / + Zub TopKit
1.9 TD	68	07/94 → 04/02	➡	07/96 → 10/01; Nutzlast ab [kg] 1.000 Nutzlast bis [kg] 1.400; nicht für Wohnmobile		03.0137-0333.2	650333	TRW Ø 254 x 57 + HEB
			➡	07/96 → 10/01; Nutzlast ab [kg] 1.000 Nutzlast bis [kg] 1.400; nicht für Wohnmobile		03.0520-0925.3	690925	TRW Ø 254 x 57 + RZ / + Zub TopKit
			➡	11/01 → 03/02; Nutzlast ab [kg] 1.000 Nutzlast bis [kg] 1.400; nicht für Wohnmobile		03.0137-0432.2	650432	AP Ø 254 x 57 + HEB
			➡	11/01 → 03/02; Nutzlast ab [kg] 1.000 Nutzlast bis [kg] 1.400; nicht für Wohnmobile		03.0520-0326.3	690326	AP Ø 254 x 57 + RZ / + Zub TopKit
2.0	81	12/01 → 04/02	➡	→ 03/02; Nutzlast ab [kg] 1.000 Nutzlast bis [kg] 1.400; nicht für Wohnmobile		03.0137-0432.2	650432	AP Ø 254 x 57 + HEB
			➡	→ 03/02; Nutzlast ab [kg] 1.000 Nutzlast bis [kg] 1.400; nicht für Wohnmobile		03.0520-0326.3	690326	AP Ø 254 x 57 + RZ / + Zub TopKit
2.0 i	80	06/94 → 04/02	➡	→ 10/01; Nutzlast ab [kg] 1.000 Nutzlast bis [kg] 1.400; nicht für Wohnmobile		03.0137-0333.2	650333	TRW Ø 254 x 57 + HEB
			➡	→ 10/01; Nutzlast ab [kg] 1.000 Nutzlast bis [kg] 1.400; nicht für Wohnmobile		03.0520-0925.3	690925	TRW Ø 254 x 57 + RZ / + Zub TopKit
			➡	→ 10/01; Nutzlast [kg]: 1.800; nicht für Wohnmobile		03.0137-0334.2	650334	TRW Ø 254 x 57 + HEB
			➡	→ 10/01; Nutzlast [kg]: 1.800; nicht für Wohnmobile		03.0520-0728.3	690728	TRW Ø 254 x 57 + RZ / + Zub TopKit
→								
























	kw				! #		
PEUGEOT - BOXER Pritsche/Fahrgestell (ZCT_) 03/94 → 04/02							
Bremsbackensatz							
2.0 i	80	06/94 → 04/02	➔	11/01 → 03/02; Nutzlast ab [kg] 1.000 Nutzlast bis [kg] 1.400; nicht für Wohnmobile		03.0137-0432.2 650432 03.0520-0326.3 690326	AP Ø 254 x 57 + HEB AP Ø 254 x 57 + RZ / + Zub TopKit
2.5 D 2.5 D 4x4	63 63	03/94 → 04/02 07/99 → 04/02	➔	→ 10/01; Nutzlast [kg]: 1.400; nicht für Wohnmobile		03.0137-0333.2 650333 03.0520-0925.3 690925	TRW Ø 254 x 57 + HEB TRW Ø 254 x 57 + RZ / + Zub TopKit
			➔	→ 10/01; Nutzlast [kg]: 1.800; nicht für Wohnmobile		03.0137-0334.2 650334 03.0520-0728.3 690728	TRW Ø 254 x 57 + HEB TRW Ø 254 x 57 + RZ / + Zub TopKit
			➔	11/01 → 03/02; Nutzlast [kg]: 1.400; nicht für Wohnmobile		03.0137-0432.2 650432 03.0520-0326.3 690326	AP Ø 254 x 57 + HEB AP Ø 254 x 57 + RZ / + Zub TopKit
2.5 TD 2.5 TDI 2.5 TDI 4x4 2.8 HDI	76 79 79 94	03/94 → 04/02 01/97 → 04/02 07/99 → 04/02 11/00 → 04/02	➔	→ 10/01; Nutzlast [kg]: 1.400; nicht für Wohnmobile		03.0137-0333.2 650333 03.0520-0226.3 690226	TRW Ø 254 x 57 + HEB TRW Ø 254 x 57 + RZ / + Zub TopKit
			➔	→ 10/01; Nutzlast [kg]: 1.800; nicht für Wohnmobile		03.0137-0334.2 650334 03.0520-0728.3 690728	TRW Ø 254 x 57 + HEB TRW Ø 254 x 57 + RZ / + Zub TopKit
			➔	11/01 → 03/02; Nutzlast [kg]: 1.400; nicht für Wohnmobile		03.0137-0432.2 650432 03.0520-0326.3 690326	AP Ø 254 x 57 + HEB AP Ø 254 x 57 + RZ / + Zub TopKit
2.8 D	64	01/99 → 02/02	➔	→ S 16206253; Nutzlast [kg]: 1.400; nicht für Wohnmobile		03.0137-0333.2 650333 03.0520-0226.3 690226 03.0520-0925.3 690925	TRW Ø 254 x 57 + HEB TRW Ø 254 x 57 + RZ / + Zub TopKit TRW Ø 254 x 57 + RZ / + Zub TopKit
			➔	→ S 16209999; Nutzlast [kg]: 1.800; nicht für Wohnmobile		03.0137-0334.2 650334 03.0520-0728.3 690728	TRW Ø 254 x 57 + HEB TRW Ø 254 x 57 + RZ / + Zub TopKit
			➔	S 16204256 →; Nutzlast [kg]: 1.400; nicht für Wohnmobile		03.0137-0432.2 650432 03.0520-0326.3 690326	AP Ø 254 x 57 + HEB AP Ø 254 x 57 + RZ / + Zub TopKit
2.8 HDi All-wheel Drive	93	10/00 → 11/01	➔	→ 10/01; Nutzlast [kg]: 1.400; nicht für Wohnmobile		03.0137-0333.2 650333 03.0520-0226.3 690226	TRW Ø 254 x 57 + HEB TRW Ø 254 x 57 + RZ / + Zub TopKit
			➔	→ 10/01; Nutzlast [kg]: 1.800; nicht für Wohnmobile		03.0137-0334.2 650334 03.0520-0728.3 690728	TRW Ø 254 x 57 + HEB TRW Ø 254 x 57 + RZ / + Zub TopKit
			➔	11/01 →; Nutzlast [kg]: 1.400; nicht für Wohnmobile		03.0137-0432.2 650432 03.0520-0326.3 690326	AP Ø 254 x 57 + HEB AP Ø 254 x 57 + RZ / + Zub TopKit
Seilzug, Feststellbremse							
1.9 D	51	03/94 → 04/02		→ S 16158427; Nutzlast ab [kg] 1.000 Nutzlast bis [kg] 1.400; ⚠	1	24.3727-0340.2 580340	L= 3.025
				S 16194400 →; Nutzlast ab [kg] 1.000 Nutzlast bis [kg] 1.400; Trommelbremse; ⚠	1	24.3727-0343.2 580343	L= 2.827
				S 16158428 → S 16194399; Nutzlast ab [kg] 1.000 Nutzlast bis [kg] 1.400; ⚠	1	24.3727-0344.2 580344	L= 2.806
				S 16194400 →; Nutzlast ab [kg] 1.000 Nutzlast bis [kg] 1.400; Scheibenbremse; ⚠	1	24.3727-0348.2 580348	L= 2.715
1.9 TD	66	06/94 → 04/02		12/98 →; → S 16158427; Nutzlast ab [kg] 1.000 Nutzlast bis [kg] 1.400; ⚠	1	24.3727-0340.2 580340	L= 3.025
				S 16194400 →; → 03/02; Nutzlast ab [kg] 1.000 Nutzlast bis [kg] 1.400; Trommelbremse; ⚠	1	24.3727-0343.2 580343	L= 2.827
				S 16158428 → S 16194399; Nutzlast ab [kg] 1.000 Nutzlast bis [kg] 1.400; ⚠	1	24.3727-0344.2 580344	L= 2.806
				S 16194400 →; → 03/02; Nutzlast ab [kg] 1.000 Nutzlast bis [kg] 1.400; Scheibenbremse; ⚠	1	24.3727-0348.2 580348	L= 2.715
1.9 TD	68	07/94 → 04/02		07/96 →; → S 16158427; Nutzlast ab [kg] 1.000 Nutzlast bis [kg] 1.400; ⚠	1	24.3727-0340.2 580340	L= 3.025
				S 16194400 →; → 03/02; Nutzlast ab [kg] 1.000 Nutzlast bis [kg] 1.400; Trommelbremse; ⚠	1	24.3727-0343.2 580343	L= 2.827
				S 16158428 → S 16194399; Nutzlast ab [kg] 1.000 Nutzlast bis [kg] 1.400; ⚠	1	24.3727-0344.2 580344	L= 2.806
→							











	kw					! #		
PEUGEOT - BOXER Pritsche/Fahrgestell (ZCT_) 03/94 → 04/02								
 Seilzug, Feststellbremse								
1.9 TD	68	07/94 → 04/02			S 16194400 →; → 03/02; Nutzlast ab [kg] 1.000 Nutzlast bis [kg] 1.400; Scheibenbremse; 	1	24.3727-0348.2 580348	L= 2.715
2.0	81	12/01 → 04/02			→ S 16158427; Nutzlast ab [kg] 1.000 Nutzlast bis [kg] 1.800; 	1	24.3727-0340.2 580340	L= 3.025
2.0 i	80	06/94 → 04/02			S 16194400 →; → 03/02; Nutzlast ab [kg] 1.000 Nutzlast bis [kg] 1.800; Trommelbremse; 	1	24.3727-0343.2 580343	L= 2.827
					S 16158428 → S 16194399; Nutzlast ab [kg] 1.000 Nutzlast bis [kg] 1.800; 	1	24.3727-0344.2 580344	L= 2.806
					S 16194400 →; → 03/02; Nutzlast ab [kg] 1.000 Nutzlast bis [kg] 1.800; Scheibenbremse; 	1	24.3727-0348.2 580348	L= 2.715
2.5 D	63	03/94 → 04/02			→ S 16158427; Nutzlast ab [kg] 1.400 Nutzlast bis [kg] 1.800; 	1	24.3727-0340.2 580340	L= 3.025
2.5 TD	76	03/94 → 04/02			S 16194400 →; → 03/02; Nutzlast ab [kg] 1.400 Nutzlast bis [kg] 1.800; Trommelbremse; 	1	24.3727-0343.2 580343	L= 2.827
2.5 TDI	79	01/97 → 04/02			S 16158428 → S 16194399; Nutzlast ab [kg] 1.400 Nutzlast bis [kg] 1.800; 	1	24.3727-0344.2 580344	L= 2.806
2.8 HDi	94	11/00 → 04/02			S 16194400 →; → 03/02; Nutzlast ab [kg] 1.400 Nutzlast bis [kg] 1.800; Scheibenbremse; 	1	24.3727-0348.2 580348	L= 2.715
2.8 D	64	01/99 → 02/02			→ S 16158427; Nutzlast ab [kg] 1.400 Nutzlast bis [kg] 1.800; 	1	24.3727-0340.2 580340	L= 3.025
					S 16194400 →; Nutzlast ab [kg] 1.400 Nutzlast bis [kg] 1.800; Trommelbremse; 	1	24.3727-0343.2 580343	L= 2.827
					S 16158428 → S 16194399; Nutzlast ab [kg] 1.400 Nutzlast bis [kg] 1.800; 	1	24.3727-0344.2 580344	L= 2.806
					S 16194400 →; Nutzlast ab [kg] 1.400 Nutzlast bis [kg] 1.800; Scheibenbremse; 	1	24.3727-0348.2 580348	L= 2.715
2.8 HDi	93	10/00 → 11/01			11/00 →; → S 16158427; Nutzlast ab [kg] 1.400 Nutzlast bis [kg] 1.800; 	1	24.3727-0340.2 580340	L= 3.025
					S 16194400 →; Nutzlast ab [kg] 1.400 Nutzlast bis [kg] 1.800; Trommelbremse; 	1	24.3727-0343.2 580343	L= 2.827
					S 16158428 → S 16194399; Nutzlast ab [kg] 1.400 Nutzlast bis [kg] 1.800; 	1	24.3727-0344.2 580344	L= 2.806
					S 16194400 →; Nutzlast ab [kg] 1.400 Nutzlast bis [kg] 1.800; Scheibenbremse; 	1	24.3727-0348.2 580348	L= 2.715
PEUGEOT - EXPERT (224_) 10/95 → 12/06								
 Radbremszylinder								
1.6	58	02/96 → 09/00	→				24.3219-1704.3 020374	GG
1.8	74	10/96 → 09/00						
1.9 D	51	02/96 → 12/06						
1.9 TD	66	02/96 → 09/00						
2.0	100	07/00 → 12/06						
2.0 HDi	69	10/00 → 10/06						
2.0 HDI	80	07/00 → 12/06						
2.0 HDI 16V	80	07/00 → 12/06						
1.9 TD	68	02/96 → 05/98	→	04/96 →			24.3219-1704.3 020374	GG
Zubehörsatz, Bremsbacken								
1.6	58	02/96 → 09/00	→				03.0137-9208.2 669208	
1.8	74	10/96 → 09/00						
1.9 D	51	02/96 → 12/06						
1.9 TD	66	02/96 → 09/00						
2.0	100	07/00 → 12/06						
2.0 HDi	69	10/00 → 10/06						
2.0 HDI	80	07/00 → 12/06						
2.0 HDI 16V	80	07/00 → 12/06						
1.9 TD	68	02/96 → 05/98	→	04/96 →			03.0137-9208.2 669208	
 Bremstrommel								
1.6	58	02/96 → 09/00	→				24.0225-5003.1 480066	Ø 298 x 67 / 256
1.8	74	10/96 → 09/00						
1.9 D	51	02/96 → 12/06						
1.9 TD	66	02/96 → 09/00						
2.0	100	07/00 → 12/06						
2.0 HDi	69	10/00 → 10/06						
2.0 HDI	80	07/00 → 12/06						
→								








	kw					! #		
PEUGEOT - EXPERT (224_) 10/95→12/06								
 Bremstrommel								
2.0 HDI 16V	80	07/00→12/06	➔				24.0225-5003.1 480066	Ø 298 x 67 / 256
1.9 TD	68	02/96→05/98	➔	04/96→			24.0225-5003.1 480066	Ø 298 x 67 / 256
 Bremsbackensatz								
1.6	58	02/96→09/00	➔				03.0137-0314.2 650314	Ø 255 x 61
1.8	74	10/96→09/00					03.0520-2619.3 692619	BDX Ø 255 x 61 + RZ / + Zub TopKit
1.9 D	51	02/96→12/06						
1.9 TD	66	02/96→09/00					03.0525-0029.3 EQ0029	BDX Ø 255 x 61 - RZ / + Zub Easy Quick
2.0	100	07/00→12/06						
2.0 HDi	69	10/00→10/06						
2.0 HDI	80	07/00→12/06						
2.0 HDI 16V	80	07/00→12/06						
1.9 TD	68	02/96→05/98	➔	04/96→			03.0137-0314.2 650314	Ø 255 x 61
							03.0520-2619.3 692619	BDX Ø 255 x 61 + RZ / + Zub TopKit
							03.0525-0029.3 EQ0029	BDX Ø 255 x 61 - RZ / + Zub Easy Quick
 Seilzug, Feststellbremse								
1.6	58	02/96→09/00		nicht für verlängerten Radstand; Trommelbremse; 	1	24.3727-0336.2 580336	L= 500	
1.8	74	10/96→09/00						
1.9 D	51	02/96→12/06		für verlängerten Radstand; Trommelbremse; 	1	24.3727-0341.2 580341	L= 900	
1.9 TD	66	02/96→09/00						
2.0	100	07/00→12/06		für Linkslenker; Trommelbremse; 		24.3727-0531.2 580531	L= 2.286	
2.0 HDi	69	10/00→10/06				24.3727-0532.2 580532	L= 1.063	
2.0 HDI	80	07/00→12/06		Trommelbremse; 				
2.0 HDI 16V	80	07/00→12/06						
1.9 TD	68	02/96→05/98		04/96→; nicht für verlängerten Radstand; Trommelbremse; 	1	24.3727-0336.2 580336	L= 500	
				04/96→; für verlängerten Radstand; Trommelbremse; 	1	24.3727-0341.2 580341	L= 900	
				04/96→; für Linkslenker; Trommelbremse; 		24.3727-0531.2 580531	L= 2.286	
				04/96→; Trommelbremse; 		24.3727-0532.2 580532	L= 1.063	
PEUGEOT - EXPERT Kasten (222) 07/95→03/08								
 Radbremsszylinder								
1.6	58	02/96→09/00	➔				24.3219-1704.3 020374	GG
1.8	74	10/96→09/00						
1.9 D	51	02/96→12/98						
1.9 D 70	51	12/98→12/06						
1.9 TD	66	02/96→09/00						
2.0	100	09/02→12/06						
2.0 HDI	69 - 80	07/00→12/06						
1.9 TD	68	02/96→05/98	➔	04/96→			24.3219-1704.3 020374	GG
Zubehörsatz, Bremsbacken								
1.6	58	02/96→09/00	➔				03.0137-9208.2 669208	
1.8	74	10/96→09/00						
1.9 D	51	02/96→12/98						
1.9 D 70	51	12/98→12/06						
1.9 TD	66	02/96→09/00						
2.0	100	09/02→12/06						
2.0 HDI	69 - 80	07/00→12/06						
1.9 TD	68	02/96→05/98	➔	04/96→			03.0137-9208.2 669208	
 Bremstrommel								
1.6	58	02/96→09/00	➔				24.0225-5003.1 480066	Ø 298 x 67 / 256
1.8	74	10/96→09/00						
1.9 D	51	02/96→12/98						
1.9 D 70	51	12/98→12/06						
1.9 TD	66	02/96→09/00						
2.0	100	09/02→12/06						
2.0 HDI	69 - 80	07/00→12/06						
1.9 TD	68	02/96→05/98	➔	04/96→			24.0225-5003.1 480066	Ø 298 x 67 / 256
 Bremsbackensatz								
1.6	58	02/96→09/00	➔				03.0137-0314.2 650314	Ø 255 x 61
1.8	74	10/96→09/00					03.0520-2619.3 692619	BDX Ø 255 x 61 + RZ / + Zub TopKit
1.9 D	51	02/96→12/98						
1.9 D 70	51	12/98→12/06						
➔								











	kw					! #		
PEUGEOT - EXPERT Kasten (222) 07/95→03/08								
 Bremsbackensatz								
1.9 TD 2.0 2.0 HDI	66 100 69 - 80	02/96→09/00 09/02→12/06 07/00→12/06	➔				03.0525-0029.3 EQ0029	BDX Ø 255 x 61 - RZ / + Zub Easy Quick
1.9 TD	68	02/96→05/98	➔	04/96→			03.0137-0314.2 650314 03.0520-2619.3 692619 03.0525-0029.3 EQ0029	Ø 255 x 61 BDX Ø 255 x 61 + RZ / + Zub TopKit BDX Ø 255 x 61 - RZ / + Zub Easy Quick
 Seilzug, Feststellbremse								
1.6 1.8 1.9 D 1.9 D 70 1.9 TD 2.0 2.0 HDI	58 74 51 51 66 100 69 - 80	02/96→09/00 10/96→09/00 02/96→12/98 12/98→12/06 02/96→09/00 09/02→12/06 07/00→12/06		nicht für verlängerten Radstand; Trommelbremse; 	1	24.3727-0336.2 580336	L= 500	
				für verlängerten Radstand; Trommelbremse; 	1	24.3727-0341.2 580341	L= 900	
				für Linkslenker; Trommelbremse; 		24.3727-0531.2 580531	L= 2.286	
				Trommelbremse; 		24.3727-0532.2 580532	L= 1.063	
1.9 TD	68	02/96→05/98		04/96→; nicht für verlängerten Radstand; Trommelbremse; 	1	24.3727-0336.2 580336	L= 500	
				04/96→; für verlängerten Radstand; Trommelbremse; 	1	24.3727-0341.2 580341	L= 900	
				04/96→; für Linkslenker; Trommelbremse; 		24.3727-0531.2 580531	L= 2.286	
				04/96→; Trommelbremse; 		24.3727-0532.2 580532	L= 1.063	
PEUGEOT - EXPERT Kasten (VF3A_, VF3U_, VF3X_) 01/07→								
 Radbremsszylinder								
1.6 HDi 90 16V 1.6 HDi 90 8V	66 66	01/07→ 01/07→	➔			24.3222-1726.3 020518	TRW ALU	
Zubehörsatz, Bremsbacken								
1.6 HDi 90 16V 1.6 HDi 90 8V	66 66	01/07→ 01/07→	➔			03.0137-9219.2 669219	TRW	
 Bremsbackensatz								
1.6 HDi 90 16V 1.6 HDi 90 8V	66 66	01/07→ 01/07→	➔	nicht für Wohnmobile		03.0137-0334.2 650334 03.0520-7122.3 697122	TRW Ø 254 x 57 + HEB TRW Ø 254 x 57 + RZ / + Zub TopKit	
PEUGEOT - EXPERT Pritsche/Fahrgestell 01/07→								
 Radbremsszylinder								
1.6 HDi 90 16V 1.6 HDi 90 8V	66 66	01/07→ 01/07→	➔			24.3222-1726.3 020518	TRW ALU	
Zubehörsatz, Bremsbacken								
1.6 HDi 90 16V 1.6 HDi 90 8V	66 66	01/07→ 01/07→	➔			03.0137-9219.2 669219	TRW	
 Bremsbackensatz								
1.6 HDi 90 16V 1.6 HDi 90 8V	66 66	01/07→ 01/07→	➔	nicht für Wohnmobile		03.0137-0334.2 650334 03.0520-7122.3 697122	TRW Ø 254 x 57 + HEB TRW Ø 254 x 57 + RZ / + Zub TopKit	
PEUGEOT - EXPERT Pritsche/Fahrgestell (223) 12/95→12/06								
 Radbremsszylinder								
1.6 1.9 D 1.9 TD 2.0 HDi 2.0 HDI	58 51 66 69 - 80 80	02/96→09/00 02/96→09/01 02/96→09/00 10/00→10/06 10/00→10/06	➔			24.3219-1704.3 020374	GG	
1.9 TD	68	02/96→05/98	➔	04/96→		24.3219-1704.3 020374	GG	
Zubehörsatz, Bremsbacken								
1.6 1.9 D 1.9 TD 2.0 HDi 2.0 HDI	58 51 66 69 - 80 80	02/96→09/00 02/96→09/01 02/96→09/00 10/00→10/06 10/00→10/06	➔			03.0137-9208.2 669208		











	kW					! #		
PEUGEOT - EXPERT Pritsche/Fahrgestell (223) 12/95→12/06								
Zubehörsatz, Bremsbacken								
1.9 TD	68	02/96→05/98	➔	04/96→			03.0137-9208.2 669208	
 Bremstrommel								
1.6	58	02/96→09/00	➔				24.0225-5003.1 480066	Ø 298 x 67 / 256
1.9 D	51	02/96→09/01						
1.9 TD	66	02/96→09/00						
2.0 HDi	69 - 80	10/00→10/06						
2.0 HDI	80	10/00→10/06						
1.9 TD	68	02/96→05/98	➔	04/96→			24.0225-5003.1 480066	Ø 298 x 67 / 256
 Bremsbackensatz								
1.6	58	02/96→09/00	➔				03.0137-0314.2 650314	Ø 255 x 61
1.9 D	51	02/96→09/01					03.0520-2619.3 692619	BDX Ø 255 x 61 + RZ / + Zub TopKit
1.9 TD	66	02/96→09/00						
2.0 HDi	69 - 80	10/00→10/06					03.0525-0029.3 EQ0029	BDX Ø 255 x 61 - RZ / + Zub Easy Quick
2.0 HDI	80	10/00→10/06						
1.9 TD	68	02/96→05/98	➔	04/96→			03.0137-0314.2 650314 03.0520-2619.3 692619 03.0525-0029.3 EQ0029	Ø 255 x 61 BDX Ø 255 x 61 + RZ / + Zub TopKit BDX Ø 255 x 61 - RZ / + Zub Easy Quick
 Seilzug, Feststellbremse								
1.6	58	02/96→09/00			nicht für verlängerten Radstand; Trommelbremse; 	1	24.3727-0336.2 580336	L= 500
1.9 D	51	02/96→09/01						
1.9 TD	66	02/96→09/00						
2.0 HDi	69 - 80	10/00→10/06			für verlängerten Radstand; Trommelbremse; 	1	24.3727-0341.2 580341	L= 900
2.0 HDI	80	10/00→10/06			für Linkslenker; Trommelbremse; 		24.3727-0531.2 580531	L= 2.286
					Trommelbremse; 		24.3727-0532.2 580532	L= 1.063
1.9 TD	68	02/96→05/98			04/96→; nicht für verlängerten Radstand; Trommelbremse; 	1	24.3727-0336.2 580336	L= 500
					04/96→; für verlängerten Radstand; Trommelbremse; 	1	24.3727-0341.2 580341	L= 900
					04/96→; für Linkslenker; Trommelbremse; 		24.3727-0531.2 580531	L= 2.286
					04/96→; Trommelbremse; 		24.3727-0532.2 580532	L= 1.063
PEUGEOT - EXPERT TEPEE (VF3X_) 01/07→								
 Radbremszylinder								
1.6 HDi 90 16V	66	01/07→03/16	➔				24.3222-1726.3 020518	TRW ALU
1.6 HDi 90 8V	66	01/07→03/16						
Zubehörsatz, Bremsbacken								
1.6 HDi 90 16V	66	01/07→03/16	➔				03.0137-9219.2 669219	TRW
1.6 HDi 90 8V	66	01/07→03/16						
 Bremsbackensatz								
1.6 HDi 90 16V	66	01/07→03/16	➔		nicht für Wohnmobile		03.0137-0334.2 650334	TRW Ø 254 x 57 + HEB
1.6 HDi 90 8V	66	01/07→03/16					03.0520-7122.3 697122	TRW Ø 254 x 57 + RZ / + Zub TopKit
PEUGEOT - ION 11/10→								
 Radbremszylinder								
Electric	35 - 49	11/10→	➔				24.3219-1753.3 020506	GG
 Bremsbackensatz								
Electric	35 - 49	11/10→	➔				03.0137-0525.2 650525	Ø 203 x 32 - HEB
Zubehörsatz, Feststellbremsbacken								
Electric	35 - 49	11/10→	➔				03.0137-9352.2 669352	
PEUGEOT - PARTNER Großraumlimousine (5_, G_) 05/96→12/15								
 Radbremszylinder								
1.1	44	06/96→10/02	➔	07/96→		2	24.3222-1734.3 020539	TRW ALU
1.9 D	50	06/96→12/02						
→								













	kW			 	! #		
PEUGEOT - PARTNER Großraumlimousine (5_, G_) 05/96→12/15							
 Radbremszylinder							
1.4	55	06/96→12/15	➡	07/96→03/08	2	24.3222-1734.3 020539	TRW ALU
1.6 16V 1.6 Flexfuel 2.0 HDi 4x4	80 80 66	07/01→03/08 09/00→10/02 04/04→08/05	➡	- ESP	2	24.3222-1734.3 020539	TRW ALU
1.6 HDi 75 2.0 HDi	55 66	08/05→07/08 02/00→07/08	➡	→ 03/08; - ESP	2	24.3222-1734.3 020539	TRW ALU
1.6 HDi 90	66	08/05→12/15	➡	02/06→03/08; - ESP	2	24.3222-1734.3 020539	TRW ALU
1.6 HDi 92 1.8	68 66	11/09→12/10 05/97→12/02	➡		2	24.3222-1734.3 020539	TRW ALU
1.9 D	51	05/96→12/98	➡	12/98→	2	24.3222-1734.3 020539	TRW ALU
1.9 D	51	01/99→07/08	➡	→ 03/08	2	24.3222-1734.3 020539	TRW ALU
Electric	28	01/98→12/01	➡			24.3222-1734.3 020539	TRW ALU
Zubehörsatz, Bremsbacken							
1.1 1.9 D	44 50	06/96→10/02 06/96→12/02	➡	07/96→		03.0137-9220.2 669220	TRW
1.4	55	06/96→12/15	➡	07/96→03/08		03.0137-9220.2 669220	TRW
1.6 16V 1.6 Flexfuel 2.0 HDi 4x4	80 80 66	07/01→03/08 09/00→10/02 04/04→08/05	➡	- ESP		03.0137-9220.2 669220	TRW
1.6 HDi 75 2.0 HDi	55 66	08/05→07/08 02/00→07/08	➡	→ 03/08; - ESP		03.0137-9220.2 669220	TRW
1.6 HDi 90	66	08/05→12/15	➡	02/06→03/08; - ESP		03.0137-9220.2 669220	TRW
1.6 HDi 92 1.8 Electric	68 66 28	11/09→12/10 05/97→12/02 01/98→12/01	➡			03.0137-9220.2 669220	TRW
1.9 D	51	05/96→12/98	➡	12/98→		03.0137-9220.2 669220	TRW
1.9 D	51	01/99→07/08	➡	→ 03/08		03.0137-9220.2 669220	TRW
 Bremsstrommel							
1.1 1.9 D	44 50	06/96→10/02 06/96→12/02	➡	07/96→		24.0222-8017.1 480071	Ø 274 x 50,8 / 230
1.4	55	06/96→12/15	➡	07/96→03/08		24.0222-8017.1 480071	Ø 274 x 50,8 / 230
1.6 16V 1.6 Flexfuel 2.0 HDi 4x4	80 80 66	07/01→03/08 09/00→10/02 04/04→08/05	➡	- ESP		24.0222-8017.1 480071	Ø 274 x 50,8 / 230
1.6 HDi 75 2.0 HDi	55 66	08/05→07/08 02/00→07/08	➡	→ 03/08; - ESP		24.0222-8017.1 480071	Ø 274 x 50,8 / 230
1.6 HDi 90	66	08/05→12/15	➡	02/06→03/08; - ESP		24.0222-8017.1 480071	Ø 274 x 50,8 / 230
1.6 HDi 92 1.8 Electric	68 66 28	11/09→12/10 05/97→12/02 01/98→12/01	➡			24.0222-8017.1 480071	Ø 274 x 50,8 / 230
1.9 D	51	05/96→12/98	➡	12/98→		24.0222-8017.1 480071	Ø 274 x 50,8 / 230
1.9 D	51	01/99→07/08	➡	→ 03/08		24.0222-8017.1 480071	Ø 274 x 50,8 / 230
 Bremsbackensatz							
1.1 1.9 D	44 50	06/96→10/02 06/96→12/02	➡	07/96→		03.0137-0341.2 650341	TRW Ø 229 x 42 + HEB
			➡	Orga 08001→		03.0520-6322.3 696322	TRW Ø 229 x 42 + RZ / + Zub TopKit
			➡	07/96→; →Orga 08000		03.0525-0031.3 EQ0031	TRW Ø 229 x 42 - RZ / + Zub Easy Quick
			➡	07/96→; →Orga 08000		03.0520-6322.3 696322	TRW Ø 229 x 42 + RZ / + Zub TopKit
			➡	Orga 08001→; → 03/08		03.0525-0031.3 EQ0031	TRW Ø 229 x 42 - RZ / + Zub Easy Quick
1.4	55	06/96→12/15	➡	07/96→03/08		03.0137-0341.2 650341	TRW Ø 229 x 42 + HEB
			➡	07/96→; →Orga 08000		03.0520-6322.3 696322	TRW Ø 229 x 42 + RZ / + Zub TopKit
			➡	Orga 08001→; → 03/08		03.0525-0031.3 EQ0031	TRW Ø 229 x 42 - RZ / + Zub Easy Quick
1.6 16V 1.6 Flexfuel 2.0 HDi 4x4	80 80 66	07/01→03/08 09/00→10/02 04/04→08/05	➡	- ESP		03.0137-0341.2 650341	TRW Ø 229 x 42 + HEB
→						03.0520-6322.3 696322	TRW Ø 229 x 42 + RZ / + Zub TopKit

















	kw			 	! #		
PEUGEOT - PARTNER Großraumlimousine (5_, G_) 05/96→12/15							
Bremsbackensatz							
1.6 16V 1.6 Flexfuel 2.0 HDi 4x4	80 80 66	07/01→03/08 09/00→10/02 04/04→08/05	➡	- ESP		03.0525-0031.3 EQ0031	TRW Ø 229 x 42 - RZ / + Zub Easy Quick
1.6 HDi 75 2.0 HDI	55 66	08/05→07/08 02/00→07/08	➡	→ 03/08; - ESP		03.0137-0341.2 650341 03.0520-6322.3 696322 03.0525-0031.3 EQ0031	TRW Ø 229 x 42 + HEB TRW Ø 229 x 42 + RZ / + Zub TopKit TRW Ø 229 x 42 - RZ / + Zub Easy Quick
1.6 HDi 90	66	08/05→12/15	➡	02/06→ 03/08; - ESP		03.0137-0341.2 650341 03.0520-6322.3 696322 03.0525-0031.3 EQ0031	TRW Ø 229 x 42 + HEB TRW Ø 229 x 42 + RZ / + Zub TopKit TRW Ø 229 x 42 - RZ / + Zub Easy Quick
1.6 HDI 92	68	11/09→12/10	➡			03.0137-0341.2 650341 03.0520-6322.3 696322 03.0525-0031.3 EQ0031	TRW Ø 229 x 42 + HEB TRW Ø 229 x 42 + RZ / + Zub TopKit TRW Ø 229 x 42 - RZ / + Zub Easy Quick
1.8 Electric	66 28	05/97→12/02 01/98→12/01	➡			03.0137-0341.2 650341	TRW Ø 229 x 42 + HEB
			➡	Orga 08001→		03.0520-6322.3 696322 03.0525-0031.3 EQ0031	TRW Ø 229 x 42 + RZ / + Zub TopKit TRW Ø 229 x 42 - RZ / + Zub Easy Quick
			➡	→Orga 08000		03.0520-6322.3 696322 03.0525-0031.3 EQ0031	TRW Ø 229 x 42 + RZ / + Zub TopKit TRW Ø 229 x 42 - RZ / + Zub Easy Quick
1.9 D	51	05/96→12/98	➡	12/98→		03.0137-0341.2 650341	TRW Ø 229 x 42 + HEB
			➡	Orga 08001→		03.0520-6322.3 696322 03.0525-0031.3 EQ0031	TRW Ø 229 x 42 + RZ / + Zub TopKit TRW Ø 229 x 42 - RZ / + Zub Easy Quick
			➡	12/98→; →Orga 08000		03.0520-6322.3 696322 03.0525-0031.3 EQ0031	TRW Ø 229 x 42 + RZ / + Zub TopKit TRW Ø 229 x 42 - RZ / + Zub Easy Quick
1.9 D	51	01/99→07/08	➡	→ 03/08		03.0137-0341.2 650341	TRW Ø 229 x 42 + HEB
			➡	Orga 08001→; → 03/08		03.0520-6322.3 696322 03.0525-0031.3 EQ0031	TRW Ø 229 x 42 + RZ / + Zub TopKit TRW Ø 229 x 42 - RZ / + Zub Easy Quick
			➡	→Orga 08000		03.0520-6322.3 696322 03.0525-0031.3 EQ0031	TRW Ø 229 x 42 + RZ / + Zub TopKit TRW Ø 229 x 42 - RZ / + Zub Easy Quick
Seilzug, Feststellbremse							
1.1 1.9 D	44 50	06/96→10/02 06/96→12/02		07/96→; →Orga 08393; Trommelbremse; <input type="checkbox"/>		24.3727-0314.2 580314	L= 1.745
				Orga 08394→; Trommelbremse; <input type="checkbox"/>		24.3727-0314.2 580314	L= 1.745
				07/96→; →Orga 08393; Trommelbremse; <input type="checkbox"/>		24.3727-0315.2 580315	L= 1.818
				Orga 08394→; Trommelbremse; <input type="checkbox"/>		24.3727-0339.2 580339	L= 1.850
1.4	55	06/96→12/15		07/96→; →Orga 08393; Trommelbremse; <input type="checkbox"/>		24.3727-0314.2 580314	L= 1.745
				Orga 08394→; → 03/08; Trommelbremse; <input type="checkbox"/>		24.3727-0314.2 580314	L= 1.745
				07/96→; →Orga 08393; Trommelbremse; <input type="checkbox"/>		24.3727-0315.2 580315	L= 1.818
				Orga 08394→; → 03/08; Trommelbremse; <input type="checkbox"/>		24.3727-0339.2 580339	L= 1.850
1.6 16V 1.6 Flexfuel 1.6 HDI 92 2.0 HDi 4x4	80 80 68 66	07/01→03/08 09/00→10/02 11/09→12/10 04/04→08/05		- ESP; Trommelbremse; <input type="checkbox"/>		24.3727-0314.2 580314	L= 1.745
				- ESP; Trommelbremse; <input type="checkbox"/>		24.3727-0339.2 580339	L= 1.850
				+ ESP; Scheibenbremse; <input type="checkbox"/>		24.3727-0347.2 580347	L= 1.923
				+ ESP; Scheibenbremse; <input type="checkbox"/>		24.3727-0349.2 580349	L= 1.820
1.6 HDi 75 2.0 HDI	55 66	08/05→07/08 02/00→07/08		→ 03/08; - ESP; Trommelbremse; <input type="checkbox"/>		24.3727-0314.2 580314	L= 1.745
				→ 03/08; - ESP; Trommelbremse; <input type="checkbox"/>		24.3727-0339.2 580339	L= 1.850
				→ 03/08; + ESP; Scheibenbremse; <input type="checkbox"/>		24.3727-0347.2 580347	L= 1.923
→							













	kW					! #		
PEUGEOT - PARTNER Großraumlimousine (5_, G_) 05/96→12/15								
 Seilzug, Feststellbremse								
1.6 HDi 75 2.0 HDi	55 66	08/05→07/08 02/00→07/08			→ 03/08; + ESP; Scheibenbremse; <input type="checkbox"/>		24.3727-0349.2 580349	L= 1.820
1.6 HDi 90	66	08/05→12/15			02/06→ 03/08; - ESP; Trommelbremse; <input type="checkbox"/>		24.3727-0314.2 580314	L= 1.745
					02/06→ 03/08; - ESP; Trommelbremse; <input type="checkbox"/>		24.3727-0339.2 580339	L= 1.850
					02/06→ 03/08; + ESP; Scheibenbremse; <input type="checkbox"/>		24.3727-0347.2 580347	L= 1.923
					02/06→ 03/08; + ESP; Scheibenbremse; <input type="checkbox"/>		24.3727-0349.2 580349	L= 1.820
1.8	66	05/97→12/02			Orga 08394→; Trommelbremse; <input type="checkbox"/>		24.3727-0314.2 580314	L= 1.745
					→Orga 08393; Trommelbremse; <input type="checkbox"/>		24.3727-0314.2 580314	L= 1.745
					→Orga 08393; Trommelbremse; <input type="checkbox"/>		24.3727-0315.2 580315	L= 1.818
					Orga 08394→; Trommelbremse; <input type="checkbox"/>		24.3727-0339.2 580339	L= 1.850
1.9 D	51	05/96→12/98			12/98→; →Orga 08393; Trommel- bremse; <input type="checkbox"/>		24.3727-0314.2 580314	L= 1.745
					Orga 08394→; Trommelbremse; <input type="checkbox"/>		24.3727-0314.2 580314	L= 1.745
					12/98→; →Orga 08393; Trommel- bremse; <input type="checkbox"/>		24.3727-0315.2 580315	L= 1.818
					Orga 08394→; Trommelbremse; <input type="checkbox"/>		24.3727-0339.2 580339	L= 1.850
1.9 D	51	01/99→07/08			Orga 08394→; → 03/08; Trommel- bremse; <input type="checkbox"/>		24.3727-0314.2 580314	L= 1.745
					→Orga 08393; Trommelbremse; <input type="checkbox"/>		24.3727-0314.2 580314	L= 1.745
					→Orga 08393; Trommelbremse; <input type="checkbox"/>		24.3727-0315.2 580315	L= 1.818
					Orga 08394→; → 03/08; Trommel- bremse; <input type="checkbox"/>		24.3727-0339.2 580339	L= 1.850
PEUGEOT - PARTNER Kasten/Großraumlimousine 04/08→								
 Seilzug, Feststellbremse								
1.2 THP 1.6 1.6 BlueHDi 100 1.6 BlueHDi 120 1.6 HDi 1.6 HDi 16V 1.6 HDi 16V 4x4 1.6 HDi 90 Électrique	81 66 - 88 73 88 55 - 84 66 - 68 66 68 49	02/16→ 04/08→ 04/15→ 04/15→ 04/08→ 04/08→ 04/12→ 04/10→ 06/13→			Scheibenbremse; →Orga 14083; <input type="checkbox"/>	2	24.3727-0853.2 580853	L= 2.398
1.6 HDi / BlueHDi 75	55	07/11→			01/15→; Scheibenbremse; →Orga 14083; <input type="checkbox"/>	2	24.3727-0853.2 580853	L= 2.398
PEUGEOT - PARTNER Kasten/Großraumlimousine (5_, G_) 06/96→								
 Radbremszylinder								
1.1 1.8 D 1.9 D	44 43 51	06/96→09/05 06/96→12/02 06/96→12/02	➡	07/96→			24.3222-1734.3 020539	TRW ALU
1.4 1.4 BiFuel 1.6 HDi 75 1.6 HDi 92 1.8 1.8 D 1.9 D 1.9 D 4x4	48 - 54 55 55 68 66 44 50 51	11/02→12/10 04/03→10/06 08/05→07/08 11/09→12/10 03/97→08/00 11/96→02/98 06/96→12/98 04/04→07/11	➡				24.3222-1734.3 020539	TRW ALU
1.4 1.9 D	55 51	06/96→12/15 06/96→12/15	➡	07/96→ 03/08			24.3222-1734.3 020539	TRW ALU
1.6 HDi 90	66	08/05→12/15	➡	→ 03/08			24.3222-1734.3 020539	TRW ALU
2.0 HDi	66	04/00→07/08	➡	→ 03/08; - ESP			24.3222-1734.3 020539	TRW ALU
2.0 HDi 4x4	66	04/04→08/05	➡	- ESP			24.3222-1734.3 020539	TRW ALU
Electric	25	06/96→12/02	➡	01/98→ 12/01			24.3222-1734.3 020539	TRW ALU
Zubehörsatz, Bremsbacken								
1.1 1.8 D 1.9 D	44 43 51	06/96→09/05 06/96→12/02 06/96→12/02	➡	07/96→			03.0137-9220.2 669220	TRW
1.4 1.4 BiFuel →	48 - 54 55	11/02→12/10 04/03→10/06	➡				03.0137-9220.2 669220	TRW












	kw				! #		
PEUGEOT - PARTNER Kasten/Großraumlimousine (5_, G_) 06/96→							
Zubehörsatz, Bremsbacken							
1.6 HDi 75 1.6 HDi 92 1.8 1.8 D 1.9 D 1.9 D 4x4	55 68 66 44 50 51	08/05→07/08 11/09→12/10 03/97→08/00 11/96→02/98 06/96→12/98 04/04→07/11	➡			03.0137-9220.2 669220	TRW
1.4 1.9 D	55 51	06/96→12/15 06/96→12/15	➡	07/96→ 03/08		03.0137-9220.2 669220	TRW
1.6 HDi 90	66	08/05→12/15	➡	→ 03/08		03.0137-9220.2 669220	TRW
2.0 HDi	66	04/00→07/08	➡	→ 03/08; - ESP		03.0137-9220.2 669220	TRW
2.0 HDi 4x4	66	04/04→08/05	➡	- ESP		03.0137-9220.2 669220	TRW
 Bremstrommel							
1.1 1.8 D 1.9 D	44 43 51	06/96→09/05 06/96→12/02 06/96→12/02	➡	07/96→		24.0222-8017.1 480071	Ø 274 x 50,8 / 230
1.4 1.4 BiFuel 1.6 HDi 75 1.6 HDi 92 1.8 1.8 D 1.9 D 1.9 D 4x4	48 - 54 55 55 68 66 44 50 51	11/02→12/10 04/03→10/06 08/05→07/08 11/09→12/10 03/97→08/00 11/96→02/98 06/96→12/98 04/04→07/11	➡			24.0222-8017.1 480071	Ø 274 x 50,8 / 230
1.4 1.9 D	55 51	06/96→12/15 06/96→12/15	➡	07/96→ 03/08		24.0222-8017.1 480071	Ø 274 x 50,8 / 230
1.6 HDi 90	66	08/05→12/15	➡	→ 03/08		24.0222-8017.1 480071	Ø 274 x 50,8 / 230
2.0 HDi	66	04/00→07/08	➡	→ 03/08; - ESP		24.0222-8017.1 480071	Ø 274 x 50,8 / 230
2.0 HDi 4x4	66	04/04→08/05	➡	- ESP		24.0222-8017.1 480071	Ø 274 x 50,8 / 230
Electric	25	06/96→12/02	➡	01/98→		24.0222-8017.1 480071	Ø 274 x 50,8 / 230
 Bremsbackensatz							
1.1 1.8 D 1.9 D	44 43 51	06/96→09/05 06/96→12/02 06/96→12/02	➡	07/96→		03.0137-0341.2 650341	TRW Ø 229 x 42 + HEB
			➡	Orga 08001→		03.0520-6322.3 696322	TRW Ø 229 x 42 + RZ / + Zub TopKit
			➡	07/96→; →Orga 08000		03.0525-0031.3 EQ0031	TRW Ø 229 x 42 - RZ / + Zub Easy Quick
			➡			03.0520-6322.3 696322	TRW Ø 229 x 42 + RZ / + Zub TopKit
			➡			03.0525-0031.3 EQ0031	TRW Ø 229 x 42 - RZ / + Zub Easy Quick
1.4 1.4 BiFuel 1.8 D 1.9 D 1.9 D 4x4	48 - 54 55 44 50 51	11/02→12/10 04/03→10/06 11/96→02/98 06/96→12/98 04/04→07/11	➡	Orga 08001→		03.0137-0341.2 650341	TRW Ø 229 x 42 + HEB
			➡			03.0520-6322.3 696322	TRW Ø 229 x 42 + RZ / + Zub TopKit
			➡	→Orga 08000		03.0525-0031.3 EQ0031	TRW Ø 229 x 42 - RZ / + Zub Easy Quick
			➡			03.0520-6322.3 696322	TRW Ø 229 x 42 + RZ / + Zub TopKit
			➡			03.0525-0031.3 EQ0031	TRW Ø 229 x 42 - RZ / + Zub Easy Quick
1.4 1.9 D	55 51	06/96→12/15 06/96→12/15	➡	07/96→ 03/08		03.0137-0341.2 650341	TRW Ø 229 x 42 + HEB
			➡	Orga 08001→; → 03/08		03.0520-6322.3 696322	TRW Ø 229 x 42 + RZ / + Zub TopKit
			➡			03.0525-0031.3 EQ0031	TRW Ø 229 x 42 - RZ / + Zub Easy Quick
			➡	07/96→; →Orga 08000		03.0520-6322.3 696322	TRW Ø 229 x 42 + RZ / + Zub TopKit
			➡			03.0525-0031.3 EQ0031	TRW Ø 229 x 42 - RZ / + Zub Easy Quick
1.6 HDi 75 1.6 HDi 92 1.8	55 68 66	08/05→07/08 11/09→12/10 03/97→08/00	➡			03.0137-0341.2 650341	TRW Ø 229 x 42 + HEB
			➡			03.0520-6322.3 696322	TRW Ø 229 x 42 + RZ / + Zub TopKit
			➡			03.0525-0031.3 EQ0031	TRW Ø 229 x 42 - RZ / + Zub Easy Quick
1.6 HDi 90	66	08/05→12/15	➡	→ 03/08		03.0137-0341.2 650341	TRW Ø 229 x 42 + HEB
			➡			03.0520-6322.3 696322	TRW Ø 229 x 42 + RZ / + Zub TopKit
			➡			03.0525-0031.3 EQ0031	TRW Ø 229 x 42 - RZ / + Zub Easy Quick
→							















	kw					! #		
PEUGEOT - PARTNER Kasten/Großraumlimousine (5_, G_) 06/96→								
 Bremsbackensatz								
2.0 HDi	66	04/00→07/08	➔	→ 03/08; - ESP			03.0137-0341.2 650341 03.0520-6322.3 696322 03.0525-0031.3 EQ0031	TRW Ø 229 x 42 + HEB TRW Ø 229 x 42 + RZ / + Zub TopKit TRW Ø 229 x 42 - RZ / + Zub Easy Quick
2.0 HDi 4x4	66	04/04→08/05	➔	- ESP			03.0137-0341.2 650341 03.0520-6322.3 696322 03.0525-0031.3 EQ0031	TRW Ø 229 x 42 + HEB TRW Ø 229 x 42 + RZ / + Zub TopKit TRW Ø 229 x 42 - RZ / + Zub Easy Quick
Electric	25	06/96→12/02	➔	Orga 08001→			03.0520-6322.3 696322 03.0525-0031.3 EQ0031	TRW Ø 229 x 42 + RZ / + Zub TopKit TRW Ø 229 x 42 - RZ / + Zub Easy Quick
			➔	01/98→; →Orga 08000			03.0520-6322.3 696322 03.0525-0031.3 EQ0031	TRW Ø 229 x 42 + RZ / + Zub TopKit TRW Ø 229 x 42 - RZ / + Zub Easy Quick
 Seilzug, Feststellbremse								
1.1	44	06/96→09/05		Orga 08394→; <input type="checkbox"/>			24.3727-0314.2 580314	L= 1.745
1.8 D	43	06/96→12/02		07/96→; →Orga 08393; Trommel- bremse; <input type="checkbox"/>			24.3727-0314.2 580314	L= 1.745
1.9 D	51	06/96→12/02		07/96→; →Orga 08393; Trommel- bremse; <input type="checkbox"/>			24.3727-0315.2 580315	L= 1.818
				Orga 08394→; <input type="checkbox"/>			24.3727-0339.2 580339	L= 1.850
1.4	48 -	11/02→12/10		Orga 08394→; <input type="checkbox"/>			24.3727-0314.2 580314	L= 1.745
1.4 BiFuel	54	04/03→10/06		→Orga 08393; Trommelbremse; <input type="checkbox"/>			24.3727-0314.2 580314	L= 1.745
1.8	55	03/97→08/00		→Orga 08393; Trommelbremse; <input type="checkbox"/>			24.3727-0315.2 580315	L= 1.818
1.8 D	44	11/96→02/98		Orga 08394→; <input type="checkbox"/>			24.3727-0339.2 580339	L= 1.850
1.9 D	50	06/96→12/98						
1.9 D 4x4	51	04/04→07/11						
1.4	55	06/96→12/15		Orga 08394→; → 03/08; <input type="checkbox"/>			24.3727-0314.2 580314	L= 1.745
1.9 D	51	06/96→12/15		07/96→; →Orga 08393; Trommel- bremse; <input type="checkbox"/>			24.3727-0314.2 580314	L= 1.745
				07/96→; →Orga 08393; Trommel- bremse; <input type="checkbox"/>			24.3727-0315.2 580315	L= 1.818
				Orga 08394→; → 03/08; <input type="checkbox"/>			24.3727-0339.2 580339	L= 1.850
1.6 HDi 75	55	08/05→07/08		<input type="checkbox"/>			24.3727-0314.2 580314	L= 1.745
2.0 HDi 4x4	66	04/04→08/05		<input type="checkbox"/>			24.3727-0339.2 580339	L= 1.850
1.6 HDi 90	66	08/05→12/15		→ 03/08; <input type="checkbox"/>			24.3727-0314.2 580314	L= 1.745
2.0 HDi	66	04/00→07/08		→ 03/08; <input type="checkbox"/>			24.3727-0339.2 580339	L= 1.850
1.6 HDi 92	68	11/09→12/10		- ESP; Trommelbremse; <input type="checkbox"/>			24.3727-0314.2 580314	L= 1.745
				- ESP; Trommelbremse; <input type="checkbox"/>			24.3727-0339.2 580339	L= 1.850
				+ ESP; Scheibenbremse; <input type="checkbox"/>			24.3727-0347.2 580347	L= 1.923
				+ ESP; Scheibenbremse; <input type="checkbox"/>			24.3727-0349.2 580349	L= 1.820
PEUGEOT - PARTNER ORIGIN Großraumlimousine (G_) 07/08→12/13								
 Radbremszylinder								
1.4	55	07/08→12/13	➔			2	24.3222-1734.3 020539	TRW ALU
1.6 16V	81	09/11→12/13						
1.6 HDi 75	55	08/08→12/13						
1.9 D	51	08/08→12/13						
Zubehörsatz, Bremsbacken								
1.4	55	07/08→12/13	➔				03.0137-9220.2 669220	TRW
1.6 16V	81	09/11→12/13						
1.6 HDi 75	55	08/08→12/13						
1.9 D	51	08/08→12/13						
 Bremstrommel								
1.4	55	07/08→12/13	➔				24.0222-8017.1 480071	Ø 274 x 50,8 / 230
1.6 16V	81	09/11→12/13						
1.6 HDi 75	55	08/08→12/13						
1.9 D	51	08/08→12/13						
 Bremsbackensatz								
1.4	55	07/08→12/13	➔				03.0137-0341.2 650341	TRW Ø 229 x 42 + HEB
1.6 16V	81	09/11→12/13						
1.6 HDi 75	55	08/08→12/13						












	kw					! #		
PEUGEOT - PARTNER ORIGIN Großraumlimousine (G_) 07/08→12/13								
 Bremsbackensatz								
1.9 D	51	08/08→12/13	➔				03.0520-6322.3 696322 03.0525-0031.3 EQ0031	TRW Ø 229 x 42 + RZ / + Zub TopKit TRW Ø 229 x 42 - RZ / + Zub Easy Quick
 Seilzug, Feststellbremse								
1.4	55	07/08→12/13		Trommelbremse; <input type="checkbox"/>		24.3727-0314.2 580314		L= 1.745
1.6 16V	81	09/11→12/13		Trommelbremse; <input type="checkbox"/>		24.3727-0315.2 580315		L= 1.818
1.6 HDi 75	55	08/08→12/13				24.3727-0339.2 580339		L= 1.850
1.9 D	51	08/08→12/13		Scheibenbremse; <input type="checkbox"/>		24.3727-0347.2 580347		L= 1.923
				Scheibenbremse; <input type="checkbox"/>		24.3727-0349.2 580349		L= 1.820
PEUGEOT - PARTNER ORIGIN Kasten/Großraumlimousine (G_) 07/08→12/15								
 Radbremszylinder								
1.4	55	08/08→12/15	➔			24.3222-1734.3 020539		TRW ALU
1.6	81	09/11→12/15						
1.6 HDi 75	55	08/08→12/15						
1.6 HDi 90	66	08/08→12/15						
1.9 D	51	08/08→12/15						
Electric	42	01/11→12/12						
Zubehörsatz, Bremsbacken								
1.4	55	08/08→12/15	➔			03.0137-9220.2 669220		TRW
1.6	81	09/11→12/15						
1.6 HDi 75	55	08/08→12/15						
1.6 HDi 90	66	08/08→12/15						
1.9 D	51	08/08→12/15						
Electric	42	01/11→12/12						
 Bremstrommel								
1.4	55	08/08→12/15	➔			24.0222-8017.1 480071		Ø 274 x 50,8 / 230
1.6	81	09/11→12/15						
1.6 HDi 75	55	08/08→12/15						
1.6 HDi 90	66	08/08→12/15						
1.9 D	51	08/08→12/15						
Electric	42	01/11→12/12						
 Bremsbackensatz								
1.4	55	08/08→12/15	➔			03.0137-0341.2 650341		TRW Ø 229 x 42 + HEB
1.6	81	09/11→12/15				03.0520-6322.3 696322		TRW Ø 229 x 42 + RZ / + Zub TopKit
1.6 HDi 75	55	08/08→12/15				03.0525-0031.3 EQ0031		TRW Ø 229 x 42 - RZ / + Zub Easy Quick
1.6 HDi 90	66	08/08→12/15						
1.9 D	51	08/08→12/15						
Electric	42	01/11→12/12						
 Seilzug, Feststellbremse								
1.4	55	08/08→12/15		Trommelbremse; <input type="checkbox"/>		24.3727-0314.2 580314		L= 1.745
1.6	81	09/11→12/15		Trommelbremse; <input type="checkbox"/>		24.3727-0315.2 580315		L= 1.818
1.6 HDi 75	55	08/08→12/15				24.3727-0339.2 580339		L= 1.850
1.6 HDi 90	66	08/08→12/15		Scheibenbremse; <input type="checkbox"/>		24.3727-0347.2 580347		L= 1.923
1.9 D	51	08/08→12/15		Scheibenbremse; <input type="checkbox"/>		24.3727-0349.2 580349		L= 1.820
Electric	42	01/11→12/12						
PEUGEOT - PARTNER Pritsche/Fahrgestell 01/09→								
 Seilzug, Feststellbremse								
1.6 BlueHDi 100	73	04/15→		Scheibenbremse; →Orga 14083; 	2	24.3727-0853.2 580853		L= 2.398
1.6 HDi	55	01/09→						
	66							
1.6 HDi 16V	66	01/09→						
PEUGEOT - PARTNER Pritsche/Fahrgestell (5_, G_) 03/97→07/08								
 Radbremszylinder								
1.6 HDi 75	55	02/06→07/08	➔			24.3222-1734.3 020539		TRW ALU
1.8	66	03/97→08/00						
1.9 D	51	01/99→07/08	➔	→ 03/08		24.3222-1734.3 020539		TRW ALU
2.0 HDi	66	11/02→07/08	➔	→ 03/08; - ESP		24.3222-1734.3 020539		TRW ALU
Zubehörsatz, Bremsbacken								
1.6 HDi 75	55	02/06→07/08	➔			03.0137-9220.2 669220		TRW
1.8	66	03/97→08/00						
1.9 D	51	01/99→07/08	➔	→ 03/08		03.0137-9220.2 669220		TRW
➔								

	kw					! #		
PEUGEOT - PARTNER Pritsche/Fahrgestell (5_, G_) 03/97→07/08								
Zubehörsatz, Bremsbacken								
2.0 HDi	66	11/02→07/08	➔	→ 03/08; - ESP			03.0137-9220.2 669220	TRW
 Bremstrommel								
1.6 HDi 75	55	02/06→07/08	➔				24.0222-8017.1 480071	Ø 274 x 50,8 / 230
1.8	66	03/97→08/00	➔					
1.9 D	51	01/99→07/08	➔	→ 03/08			24.0222-8017.1 480071	Ø 274 x 50,8 / 230
2.0 HDi	66	11/02→07/08	➔	→ 03/08; - ESP			24.0222-8017.1 480071	Ø 274 x 50,8 / 230
 Bremsbackensatz								
1.6 HDi 75	55	02/06→07/08	➔				03.0137-0341.2 650341	TRW Ø 229 x 42 + HEB
1.8	66	03/97→08/00	➔				03.0520-6322.3 696322	TRW Ø 229 x 42 + RZ / + Zub TopKit
							03.0525-0031.3 EQ0031	TRW Ø 229 x 42 - RZ / + Zub Easy Quick
1.9 D	51	01/99→07/08	➔	→ 03/08			03.0137-0341.2 650341	TRW Ø 229 x 42 + HEB
			➔	Orga 08001→; → 03/08			03.0520-6322.3 696322	TRW Ø 229 x 42 + RZ / + Zub TopKit
							03.0525-0031.3 EQ0031	TRW Ø 229 x 42 - RZ / + Zub Easy Quick
			➔	→Orga 08000			03.0520-6322.3 696322	TRW Ø 229 x 42 + RZ / + Zub TopKit
							03.0525-0031.3 EQ0031	TRW Ø 229 x 42 - RZ / + Zub Easy Quick
2.0 HDi	66	11/02→07/08	➔	→ 03/08; - ESP			03.0137-0341.2 650341	TRW Ø 229 x 42 + HEB
							03.0520-6322.3 696322	TRW Ø 229 x 42 + RZ / + Zub TopKit
							03.0525-0031.3 EQ0031	TRW Ø 229 x 42 - RZ / + Zub Easy Quick
 Seilzug, Feststellbremse								
1.6 HDi 75	55	02/06→07/08		<input type="checkbox"/>			24.3727-0314.2 580314	L= 1.745
				<input type="checkbox"/>			24.3727-0339.2 580339	L= 1.850
1.8	66	03/97→08/00		Orga 08394→; <input type="checkbox"/>			24.3727-0314.2 580314	L= 1.745
				→Orga 08393; Trommelbremse; <input type="checkbox"/>			24.3727-0314.2 580314	L= 1.745
				→Orga 08393; Trommelbremse; <input type="checkbox"/>			24.3727-0315.2 580315	L= 1.818
				Orga 08394→; <input type="checkbox"/>			24.3727-0339.2 580339	L= 1.850
1.9 D	51	01/99→07/08		Orga 08394→; → 03/08; <input type="checkbox"/>			24.3727-0314.2 580314	L= 1.745
				→Orga 08393; Trommelbremse; <input type="checkbox"/>			24.3727-0314.2 580314	L= 1.745
				→Orga 08393; Trommelbremse; <input type="checkbox"/>			24.3727-0315.2 580315	L= 1.818
				Orga 08394→; → 03/08; <input type="checkbox"/>			24.3727-0339.2 580339	L= 1.850
2.0 HDi	66	11/02→07/08		→ 03/08; <input type="checkbox"/>			24.3727-0314.2 580314	L= 1.745
				→ 03/08; <input type="checkbox"/>			24.3727-0339.2 580339	L= 1.850
PEUGEOT - PARTNER TEPEE 04/08→								
 Seilzug, Feststellbremse								
1.2 THP	81	02/16→		Scheibenbremse; →Orga 14083; <input type="checkbox"/>	2		24.3727-0853.2 580853	L= 2.398
1.6 BlueHDi 100	73	12/14→						
1.6 BlueHDi 100 4x4	73	04/15→						
1.6 BlueHDi 120	88	12/14→						
1.6 HDi	66 -	04/08→						
	84							
1.6 HDi / BlueHDi 75	55	06/08→12/18						
1.6 HDi 16V	66	04/08→						
1.6 HDi 75	55	06/08→						
1.6 HDi 90	68	04/10→						
1.6 VTi	66 -	04/08→						
	88							
Électrique	49	06/13→						
1.6 VTi	81	09/08→		04/10→; Scheibenbremse; →Orga 14083; <input type="checkbox"/>	2		24.3727-0853.2 580853	L= 2.398
PIAGGIO - PORTER Bus 01/95→								
 Radbremszylinder								
1.2 D	47	01/11→	➔	für Doppelbereifung		2	24.3226-1702.3 020469	GG
1.3	52 -	01/11→						
	61							
1.3 CNG	54	07/16→						
1.3 LPG	52 -	01/11→						
	61							
➔								















	kw			 	! #		
PIAGGIO - PORTER Bus 01/95→							
Zubehörsatz, Bremsbacken							
1.0	33 - 35	01/95→06/04	➔			03.0137-9310.2 669310	AP
1.3 Elektro	47 18	08/04→ 01/11→					
1.2 D	47	01/11→	➔	für Fahrzeuge mit Doppelbereifung hinten		03.0137-9285.2 669285	AP
1.3	52 - 61	01/11→					
1.3 CNG	54	07/16→	➔	für Einfachbereifung		03.0137-9310.2 669310	AP
1.3 LPG	52 - 61	01/11→					
 Bremsbackensatz							
1.0	33 - 35	01/95→06/04	➔			03.0137-0479.2 650479	AP Ø 203 x 38 + HEB
1.3 Elektro	47 18	08/04→ 01/11→					
1.2 D	47	01/11→	➔	für Doppelbereifung		03.0137-0432.2 650432	AP Ø 254 x 57 + HEB
1.3	52 - 61	01/11→				03.0520-0326.3 690326	AP Ø 254 x 57 + RZ / + Zub TopKit
1.3 CNG	54	07/16→					
1.3 LPG	52 - 61	01/11→	➔	für Einfachbereifung		03.0137-0479.2 650479	AP Ø 203 x 38 + HEB
PIAGGIO - PORTER Kasten 12/92→							
 Radbremszylinder							
1.2 D	47	01/11→	➔	für Doppelbereifung	2	24.3226-1702.3 020469	GG
1.3	52 - 61	01/11→					
1.3 4x4	52	01/11→					
1.3 CNG	54	07/16→					
1.3 LPG	52 - 61	01/11→					
Zubehörsatz, Bremsbacken							
1.2 D	47	01/11→	➔	für Fahrzeuge mit Doppelbereifung hinten		03.0137-9285.2 669285	AP
1.3	52 - 61	01/11→					
1.3 4x4	52	01/11→	➔	für Einfachbereifung		03.0137-9310.2 669310	AP
1.3 CNG	54	07/16→					
1.3 LPG	52 - 61	01/11→					
1.3 i 16V	48	05/98→	➔			03.0137-9310.2 669310	AP
1.3 i 16V 4x4	48	05/98→					
1.4 D	28	04/98→					
Elektro	18	01/11→					
 Bremsbackensatz							
1.2 D	47	01/11→	➔	für Doppelbereifung		03.0137-0432.2 650432	AP Ø 254 x 57 + HEB
1.3	52 - 61	01/11→				03.0520-0326.3 690326	AP Ø 254 x 57 + RZ / + Zub TopKit
1.3 4x4	52	01/11→					
1.3 CNG	54	07/16→	➔	für Einfachbereifung		03.0137-0479.2 650479	AP Ø 203 x 38 + HEB
1.3 LPG	52 - 61	01/11→					
1.3 i 16V	48	05/98→	➔			03.0137-0479.2 650479	AP Ø 203 x 38 + HEB
1.3 i 16V 4x4	48	05/98→					
1.4 D	28	04/98→					
Elektro	18	01/11→					
PIAGGIO - PORTER Pritsche/Fahrgestell 12/92→							
 Radbremszylinder							
1.2 D	47	01/11→	➔	für Doppelbereifung	2	24.3226-1702.3 020469	GG
1.3	52 - 61	01/11→					
1.3 4x4	52	01/11→					
1.3 CNG	52 - 54	01/11→					
1.3 LPG	51 - 61	01/11→					
Zubehörsatz, Bremsbacken							
1.2 D	47	01/11→	➔	für Fahrzeuge mit Doppelbereifung hinten		03.0137-9285.2 669285	AP
1.3	52 - 61	01/11→					
1.3 4x4	52	01/11→	➔	für Einfachbereifung		03.0137-9310.2 669310	AP
1.3 CNG	52 - 54	01/11→					
1.3 LPG	51 - 61	01/11→					
→							













	kW			 	! #		
PIAGGIO - PORTER Pritsche/Fahrgestell 12/92→							
Zubehörsatz, Bremsbacken							
1.3 i 16V	48	05/98→	➔			03.0137-9310.2 669310	AP
1.3 i 16V 4x4	48	05/98→					
1.4 D	28	04/98→					
Elektro	18	01/11→					
 Bremsbackensatz							
1.2 D	47	01/11→	➔	für Doppelbereifung		03.0137-0432.2 650432	AP Ø 254 x 57 + HEB
1.3	52 - 61	01/11→				03.0520-0326.3 690326	AP Ø 254 x 57 + RZ / + Zub TopKit
1.3 4x4	52	01/11→					
1.3 CNG	52 - 54	01/11→	➔	für Einfachbereifung		03.0137-0479.2 650479	AP Ø 203 x 38 + HEB
1.3 LPG	51 - 61	01/11→					
1.3 i 16V	48	05/98→	➔			03.0137-0479.2 650479	AP Ø 203 x 38 + HEB
1.3 i 16V 4x4	48	05/98→					
1.4 D	28	04/98→					
Elektro	18	01/11→					
PORSCHE - 718 BOXSTER (982) 04/16→							
 Bremsbackensatz, Feststellbremse							
2.0 T	220	04/16→	➔			03.0137-3054.2 653054	Ø 180 x 25 - HEB
2.5 GTS	269	10/17→					
2.5 S	257	04/16→					
GTS 4.0	294	01/19→					
Zubehörsatz, Feststellbremsbacken							
2.0 T	220	04/16→				03.0137-9700.2 669700	
2.5 GTS	269	10/17→					
2.5 S	257	04/16→					
GTS 4.0	294	01/19→					
PORSCHE - 718 BOXSTER Spyder (982) 07/19→							
 Bremsbackensatz, Feststellbremse							
4.0	309	07/19→	➔			03.0137-3054.2 653054	Ø 180 x 25 - HEB
Zubehörsatz, Feststellbremsbacken							
4.0	309	07/19→				03.0137-9700.2 669700	
PORSCHE - 718 CAYMAN (982) 04/16→							
 Bremsbackensatz, Feststellbremse							
2.0	220	04/16→	➔			03.0137-3054.2 653054	Ø 180 x 25 - HEB
2.5 GTS	269	10/17→					
4.0 GT4	309	07/19→					
4.0 GT4 RS	368	11/21→					
GTS 4.0	294	01/19→					
S 2.5	257	04/16→					
Zubehörsatz, Feststellbremsbacken							
2.0	220	04/16→				03.0137-9700.2 669700	
2.5 GTS	269	10/17→					
4.0 GT4	309	07/19→					
4.0 GT4 RS	368	11/21→					
GTS 4.0	294	01/19→					
S 2.5	257	04/16→					
PORSCHE - 911 (991) 12/11→12/20							
 Bremsbackensatz, Feststellbremse							
3.0 Carrera	272	11/15→12/19	➔			03.0137-3054.2 653054	Ø 180 x 25 - HEB
3.0 Carrera 4	272	11/15→12/19					
3.0 Carrera 4 GTS	331	03/17→12/19					
3.0 Carrera 4S	309	11/15→12/19					
3.0 Carrera GTS	331	03/17→12/19					
3.0 Carrera S	309	11/15→12/19					
3.0 Carrera T	272	01/18→12/19					
3.4 Carrera	257	12/11→12/19					
3.4 Carrera 4	257	11/12→12/19					
3.8 Carrera 4S	294	11/12→12/19					
3.8 Carrera 4S / 4 GTS	316	11/12→12/19					
3.8 Carrera S	294	12/11→12/19					
3.8 Carrera S / GTS	316	07/12→12/19					
3.8 GT2 RS	515	07/17→05/20					
3.8 GT3	350	08/13→05/17					
3.8 Turbo	383 - 397	09/13→05/20					
➔							












	kW					! #		
PORSCHE - 911 (991) 12/11→12/20								
Bremsbackensatz, Feststellbremse								
3.8 Turbo S	412 - 446	09/13→05/20	➔				03.0137-3054.2 653054	Ø 180 x 25 - HEB
4.0 GT3	368	05/17→12/20						
4.0 GT3 RS	383	05/18→12/20						
4.0 GT3 RS / R	368	04/15→12/20						
Zubehörsatz, Feststellbremsbacken								
3.0 Carrera	272	11/15→12/19					03.0137-9700.2 669700	
3.0 Carrera 4	272	11/15→12/19						
3.0 Carrera 4 GTS	331	03/17→12/19						
3.0 Carrera 4S	309	11/15→12/19						
3.0 Carrera GTS	331	03/17→12/19						
3.0 Carrera S	309	11/15→12/19						
3.0 Carrera T	272	01/18→12/19						
3.4 Carrera	257	12/11→12/19						
3.4 Carrera 4	257	11/12→12/19						
3.8 Carrera 4S	294	11/12→12/19						
3.8 Carrera 4S / 4 GTS	316	11/12→12/19						
3.8 Carrera S	294	12/11→12/19						
3.8 Carrera S / GTS	316	07/12→12/19						
3.8 GT2 RS	515	07/17→05/20						
3.8 GT3	350	08/13→05/17						
3.8 Turbo	383 - 397	09/13→05/20						
3.8 Turbo S	412 - 446	09/13→05/20						
4.0 GT3	368	05/17→12/20						
4.0 GT3 RS	383	05/18→12/20						
4.0 GT3 RS / R	368	04/15→12/20						
PORSCHE - 911 (992) 11/18→								
Bremsbackensatz, Feststellbremse								
GT3	375	05/21→	➔				03.0137-3054.2 653054	Ø 180 x 25 - HEB
Zubehörsatz, Feststellbremsbacken								
3.0 Carrera	283	01/19→					03.0137-9700.2 669700	
3.0 Carrera 4	283	01/19→						
3.0 Carrera 4 GTS	353	01/21→						
3.0 Carrera 4 S	331	01/19→						
3.0 Carrera GTS	353	01/21→						
3.0 Carrera S	331	01/19→						
3.7 Sport Classic	405	01/21→						
3.8 Turbo	427	03/20→						
3.8 Turbo S	478	03/20→						
GT3	375	05/21→						
PORSCHE - 911 (996) 08/97→09/05								
Bremsbackensatz, Feststellbremse								
3.6 Carrera	235	10/01→08/04	➔	01/03→			03.0137-3002.2 653002	Ø 180 x 25 - HEB
3.6 Carrera 4	235	10/01→08/04						
3.6 GT2	340	04/01→08/05						
3.6 Turbo 4	309	06/00→08/05						
3.6 Carrera 4S	254	02/03→07/04	➔				03.0137-3002.2 653002	Ø 180 x 25 - HEB
3.6 Carrera S	254	02/03→08/05						
3.6 GT2	355	10/03→08/05						
3.6 GT3	265 - 280	03/99→09/05						
3.6 S	331	08/04→08/05						
3.6 Turbo 4S	331	02/03→08/05						
PORSCHE - 911 (997) 07/04→12/13								
Bremsbackensatz, Feststellbremse								
3.6 Carrera	235 - 239	07/04→12/08	➔				03.0137-3002.2 653002	Ø 180 x 25 - HEB
3.6 Carrera 4	239	07/04→12/08						
3.8 Carrera 4S	261 - 264	07/04→12/08						
3.8 Carrera S	261	07/04→12/08						
3.6 Carrera	254	06/08→12/11	➔				03.0137-3055.2 653055	Ø 180 x 25 - HEB
3.6 Carrera 4	254	06/08→12/12						
3.6 GT 2	390	09/07→12/12						
3.6 GT2 RS	456	05/10→12/12						
3.8 Carrera 4S	280 - 283	08/05→12/12						
3.8 Carrera 4S / 4 GTS	300	06/09→12/12						
3.8 Carrera S	280 - 283	08/05→12/11						
3.8 Carrera S / GTS	300	06/09→12/11						
3.8 GT3	320	05/09→12/11						











	kW			 	! #		
PORSCHE - 911 (997) 07/04 → 12/13							
 Bremsbackensatz, Feststellbremse							
3.8 GT3 RS	331	08/09 → 12/11	➔			03.0137-3055.2 653055	Ø 180 x 25 - HEB
3.8 Turbo	368	09/09 → 12/12					
3.8 Turbo S	390	02/10 → 12/12					
4.0 GT3 RS	368	07/11 → 12/12					
PORSCHE - 911 Cabriolet (991) 03/12 → 05/20							
 Bremsbackensatz, Feststellbremse							
3.0 Carrera	272	11/15 → 12/19	➔			03.0137-3054.2 653054	Ø 180 x 25 - HEB
3.0 Carrera 4	272	11/15 → 12/19					
3.0 Carrera 4 GTS	331	03/17 → 12/19					
3.0 Carrera 4S	309	11/15 → 12/19					
3.0 Carrera GTS	331	03/17 → 12/19					
3.0 Carrera S	309	11/15 → 12/19					
3.4 Carrera	257	03/12 → 12/19					
3.4 Carrera 4	257	11/12 → 12/19					
3.8 Carrera 4S	294	11/12 → 12/19					
3.8 Carrera 4S / 4 GTS	316	11/12 → 12/19					
3.8 Carrera S	294	03/12 → 12/19					
3.8 Carrera S / GTS	316	07/12 → 12/19					
3.8 Turbo	383 - 397	12/13 → 05/20					
3.8 Turbo S	412 - 427	12/13 → 05/20					
Zubehörsatz, Feststellbremsbacken							
3.0 Carrera	272	11/15 → 12/19				03.0137-9700.2 669700	
3.0 Carrera 4	272	11/15 → 12/19					
3.0 Carrera 4 GTS	331	03/17 → 12/19					
3.0 Carrera 4S	309	11/15 → 12/19					
3.0 Carrera GTS	331	03/17 → 12/19					
3.0 Carrera S	309	11/15 → 12/19					
3.4 Carrera	257	03/12 → 12/19					
3.4 Carrera 4	257	11/12 → 12/19					
3.8 Carrera 4S	294	11/12 → 12/19					
3.8 Carrera 4S / 4 GTS	316	11/12 → 12/19					
3.8 Carrera S	294	03/12 → 12/19					
3.8 Carrera S / GTS	316	07/12 → 12/19					
3.8 Turbo	383 - 397	12/13 → 05/20					
3.8 Turbo S	412 - 427	12/13 → 05/20					
PORSCHE - 911 Cabriolet (992) 01/19 →							
Zubehörsatz, Feststellbremsbacken							
3.0 Carrera	283	01/19 →				03.0137-9700.2 669700	
3.0 Carrera 4	283	01/19 →					
3.0 Carrera 4 GTS	353	01/21 →					
3.0 Carrera 4 S	331	01/19 →					
3.0 Carrera GTS	353	01/21 →					
3.0 Carrera S	331	01/19 →					
3.8 Turbo	427	03/20 →					
3.8 Turbo S	478	03/20 →					
PORSCHE - 911 Cabriolet (996) 02/98 → 08/05							
 Bremsbackensatz, Feststellbremse							
3.6 Carrera	235	10/01 → 08/05	➔	01/03 →		03.0137-3002.2 653002	Ø 180 x 25 - HEB
3.6 Carrera 4	235	10/01 → 08/05					
3.6 Carrera 4S	254	06/02 → 08/05					
3.6 Carrera S	254	06/02 → 08/05					
3.6 S	331	08/04 → 08/05	➔			03.0137-3002.2 653002	Ø 180 x 25 - HEB
3.6 Turbo 4	309	10/03 → 08/05					
3.6 Turbo 4S	331	10/03 → 08/05					
PORSCHE - 911 Cabriolet (997) 04/05 → 12/12							
 Bremsbackensatz, Feststellbremse							
3.6 Carrera	235 - 239	04/05 → 12/08	➔			03.0137-3002.2 653002	Ø 180 x 25 - HEB
3.6 Carrera 4	239	04/05 → 12/08					
3.8 Carrera 4S	261 - 280	04/05 → 12/10					
3.8 Carrera S	261 - 280	04/05 → 12/08					
3.6 Carrera	254	06/08 → 12/11	➔			03.0137-3055.2 653055	Ø 180 x 25 - HEB
3.6 Carrera 4	254	06/08 → 12/12					
3.6 Turbo	353	09/07 → 12/09					
3.8 Carrera 4S	283	06/08 → 12/12					
3.8 Carrera S	283	06/08 → 12/11					
3.8 Turbo	368	09/09 → 12/12					
3.8 Turbo S	390	02/10 → 12/12					







































	kW			 	! #		
PORSCHE - 911 Speedster (991) 06/18→12/20							
 Bremsbackensatz, Feststellbremse							
4.0	375	06/18→12/20	➔			03.0137-3054.2 653054	Ø 180 x 25 - HEB
Zubehörsatz, Feststellbremsbacken							
4.0	375	06/18→12/20				03.0137-9700.2 669700	
PORSCHE - 911 Targa (991) 05/14→12/19							
 Bremsbackensatz, Feststellbremse							
3.0 Carrera 4	272	11/15→12/19	➔			03.0137-3054.2 653054	Ø 180 x 25 - HEB
3.0 Carrera 4 GTS	331	03/17→12/19					
3.0 Carrera 4S	309	11/15→12/19					
3.4 Carrera 4	257	05/14→12/19					
3.8 Carrera 4S	294	05/14→12/19					
3.8 Carrera 4S / 4 GTS	316	05/14→12/19					
Zubehörsatz, Feststellbremsbacken							
3.0 Carrera 4	272	11/15→12/19				03.0137-9700.2 669700	
3.0 Carrera 4 GTS	331	03/17→12/19					
3.0 Carrera 4S	309	11/15→12/19					
3.4 Carrera 4	257	05/14→12/19					
3.8 Carrera 4S	294	05/14→12/19					
3.8 Carrera 4S / 4 GTS	316	05/14→12/19					
PORSCHE - 911 Targa (992) 05/20→							
Zubehörsatz, Feststellbremsbacken							
3.0 4	283	05/20→				03.0137-9700.2 669700	
3.0 4S	331	05/20→					
4 GTS	353	01/21→					
PORSCHE - 911 Targa (996) 12/01→08/05							
 Bremsbackensatz, Feststellbremse							
3.6	235	12/01→08/05	➔	01/03→		03.0137-3002.2 653002	Ø 180 x 25 - HEB
PORSCHE - 911 Targa (997) 07/06→12/12							
 Bremsbackensatz, Feststellbremse							
3.6 Carrera 4	239	07/06→12/08	➔	11/06→		03.0137-3055.2 653055	Ø 180 x 25 - HEB
3.8 Carrera 4S	261	07/06→12/08					
3.6 Carrera 4	254	10/08→12/12	➔			03.0137-3055.2 653055	Ø 180 x 25 - HEB
3.8 Carrera 4S	280 - 300	11/06→12/12					
PORSCHE - 918 Spyder 11/13→							
 Bremsbackensatz, Feststellbremse							
4.6 Plug-in Hybrid	447 - 652	11/13→	➔			03.0137-3054.2 653054	Ø 180 x 25 - HEB
Zubehörsatz, Feststellbremsbacken							
4.6 Plug-in Hybrid	447 - 652	11/13→				03.0137-9700.2 669700	
PORSCHE - BOXSTER (981) 04/12→							
 Bremsbackensatz, Feststellbremse							
2.7	155 - 195	04/12→	➔			03.0137-3054.2 653054	Ø 180 x 25 - HEB
GTS 3.4	243	02/14→					
S 3.4	232	04/12→					
Zubehörsatz, Feststellbremsbacken							
2.7	155 - 195	04/12→				03.0137-9700.2 669700	
GTS 3.4	243	02/14→					
S 3.4	232	04/12→					
PORSCHE - BOXSTER (986) 09/96→12/04							
 Bremsbackensatz, Feststellbremse							
2.5	150	09/96→08/99	➔	→ 07/99		03.0137-0421.2 650421	Ø 164 x 20
2.7	155	06/99→12/02	➔	08/99→ 06/02		03.0137-0421.2 650421	Ø 164 x 20
2.7	162	08/99→07/02	➔	→ 06/02		03.0137-0421.2 650421	Ø 164 x 20
2.7	168	07/02→12/04	➔			03.0137-0421.2 650421	Ø 164 x 20
S 3.2	191 - 196	07/02→12/04	➔			03.0137-3002.2 653002	Ø 180 x 25 - HEB





























	kW			 	! #		
PORSCHE - BOXSTER (987) 06/04→12/13							
 Bremsbackensatz, Feststellbremse							
2.7 S 3.2	176 206	11/04→12/06 11/04→12/06	➡	→ 07/06		03.0137-3002.2 653002	Ø 180 x 25 - HEB
2.7 S 3.4	180 217	07/06→12/09 07/06→12/09	➡			03.0137-3002.2 653002	Ø 180 x 25 - HEB
2.9 S 3.4	155 - 188	02/09→03/12	➡	→ 09/11		03.0137-3002.2 653002	Ø 180 x 25 - HEB
	228 - 235	06/09→05/12					
S 3.4	223	08/08→12/09	➡	06/09→		03.0137-3002.2 653002	Ø 180 x 25 - HEB
PORSCHE - BOXSTER Spyder (981) 01/15→							
 Bremsbackensatz, Feststellbremse							
3.8	276	01/15→	➡			03.0137-3054.2 653054	Ø 180 x 25 - HEB
Zubehörsatz, Feststellbremsbacken							
3.8	276	01/15→				03.0137-9700.2 669700	
PORSCHE - BOXSTER Spyder (987) 09/07→12/11							
 Bremsbackensatz, Feststellbremse							
3.4 RS 60	223	09/07→12/08	➡	08/08→		03.0137-3002.2 653002	Ø 180 x 25 - HEB
PORSCHE - CAYENNE (9PA) 09/02→12/10							
 Bremsbackensatz, Feststellbremse							
3.0 TDI 3.6 GTS 4.8 S 4.8 Turbo S 4.8	176 213 298 283 368	02/09→09/10 02/07→09/10 10/07→09/10 02/07→09/10 02/07→09/10	➡	→ 04/10		03.0137-0451.2 650451	Ø 210 x 30
3.2	177	08/03→09/07	➡	10/03→ 12/06		03.0137-0451.2 650451	Ø 210 x 30
3.2 S 4.5 Turbo 4.5	184 250 331	10/03→09/07 09/02→09/07 09/02→09/07	➡	→ 12/06		03.0137-0451.2 650451	Ø 210 x 30
Turbo 4.8	373	09/07→12/09	➡			03.0137-0451.2 650451	Ø 210 x 30
Zubehörsatz, Feststellbremsbacken							
3.0 TDI 3.6 GTS 4.8 S 4.8 Turbo S 4.8	176 213 298 283 368	02/09→09/10 02/07→09/10 10/07→09/10 02/07→09/10 02/07→09/10		→ 04/10		03.0137-9700.2 669700	
			➡	→ 04/10		03.0137-9702.2 669702	
				→ 04/10		03.0137-9288.2 669288	
3.2	177	08/03→09/07		10/03→ 12/06		03.0137-9700.2 669700	
			➡	10/03→ 12/06		03.0137-9702.2 669702	
				10/03→ 12/06		03.0137-9288.2 669288	
3.2 S 4.5 Turbo 4.5	184 250 331	10/03→09/07 09/02→09/07 09/02→09/07		→ 12/06		03.0137-9700.2 669700	
			➡	→ 12/06		03.0137-9702.2 669702	
				→ 12/06		03.0137-9288.2 669288	
Turbo 4.8	373	09/07→12/09				03.0137-9700.2 669700	
			➡			03.0137-9702.2 669702	
						03.0137-9288.2 669288	
PORSCHE - CAYENNE (9YA) 05/17→							
Zubehörsatz, Feststellbremsbacken							
2.9 S AWD 3.0 AWD 3.0 E-Hybrid AWD 4.0 GTS 4.0 Turbo AWD 4.0 Turbo S E-Hybrid AWD	324 250 340 338 404 500	05/17→ 05/17→ 01/19→ 06/20→ 05/17→ 06/21→				03.0137-9700.2 669700	
PORSCHE - CAYENNE (92A) 06/10→							
 Bremsbackensatz, Feststellbremse							
3.0 Diesel	155 - 176	06/10→	➡	→ 12/10		03.0137-3019.2 653019	Ø 210 x 30 - HEB
3.6 4.8 S 4.8 Turbo	220 294 368 - 397	06/10→ 06/10→ 06/10→	➡	01/11→		03.0137-3019.2 653019	Ø 210 x 30 - HEB
3.0 Diesel	180 - 193	06/11→	➡			03.0137-3019.2 653019	Ø 210 x 30 - HEB









































	kW			 	! #		
PORSCHE - CAYENNE (92A) 06/10→							
 Bremsbackensatz, Feststellbremse							
3.0 S E-Hybrid 3.6 GTS 3.6 S 4.2 S Diesel 4.8 GTS 4.8 Turbo 4.8 Turbo S	245 324 309 281 - 283 309 382 405 - 419	06/10→ 02/15→ 10/14→ 10/12→ 06/12→ 10/14→ 10/12→	➔			03.0137-3019.2 653019	Ø 210 x 30 - HEB
3.0 Diesel	184	08/14→	➔	10/14→		03.0137-3019.2 653019	Ø 210 x 30 - HEB
Zubehörsatz, Feststellbremsbacken							
3.0 Diesel 3.6 4.8 S 4.8 Turbo	155 - 176 220 294 368 - 397	06/10→ 06/10→ 06/10→ 06/10→	➔	→ 12/10 01/11→		03.0137-9288.2 669288 03.0137-9354.2 669354	
3.0 Diesel 3.0 S E-Hybrid 3.6 GTS 3.6 S 4.2 S Diesel 4.8 GTS 4.8 Turbo 4.8 Turbo S	180 - 193 245 324 309 281 - 283 309 382 405 - 419	06/11→ 06/10→ 02/15→ 10/14→ 10/12→ 06/12→ 10/14→ 10/12→	➔			03.0137-9354.2 669354	
3.0 Diesel	184	08/14→	➔	10/14→		03.0137-9354.2 669354	
PORSCHE - CAYENNE Coupe (9YB) 01/19→							
Zubehörsatz, Feststellbremsbacken							
2.9 S AWD 3.0 AWD 3.0 E-Hybrid AWD 4.0 GTS AWD 4.0 Turbo AWD 4.0 Turbo GT AWD 4.0 Turbo S E-Hybrid AWD	324 250 339 338 404 471 500	01/19→ 01/19→ 01/19→ 08/20→ 01/19→ 06/21→ 10/19→				03.0137-9700.2 669700	
PORSCHE - CAYMAN (981) 03/13→							
 Bremsbackensatz, Feststellbremse							
2.7 3.8 GT4 GTS 3.4 S 3.4	155 - 202 283 250 239	03/13→ 01/15→ 02/14→ 03/13→	➔			03.0137-3054.2 653054	Ø 180 x 25 - HEB
Zubehörsatz, Feststellbremsbacken							
2.7 3.8 GT4 GTS 3.4 S 3.4	155 - 202 283 250 239	03/13→ 01/15→ 02/14→ 03/13→				03.0137-9700.2 669700	
PORSCHE - CAYMAN (987) 11/05→12/13							
 Bremsbackensatz, Feststellbremse							
2.7 S 3.4	180 217	07/06→12/09 11/05→12/09	➔			03.0137-3002.2 653002	Ø 180 x 25 - HEB
2.9 R 3.4 S 3 4 Sport S 3.4	155 - 195 243 223 223 235	02/09→06/13 11/10→12/12 08/08→12/12 08/08→12/12 02/09→06/13	➔	→ 05/12		03.0137-3055.2 653055	Ø 180 x 25 - HEB
PORSCHE - PANAMERA (970) 03/09→12/17							
 Bremsbackensatz, Feststellbremse							
3.0 4S 3.0 D 3.0 S 3.0 S E-Hybrid →	309 155 - 221 309 279 - 306	07/13→10/16 08/11→10/16 07/13→10/16 03/11→10/16	➔			03.0137-3054.2 653054	Ø 180 x 25 - HEB










	kW			 	! #		
PORSCHE - PANAMERA (970) 03/09→12/17							
 Bremsbackensatz, Feststellbremse							
3.6	220 - 228	05/10→10/16	➔			03.0137-3054.2 653054	Ø 180 x 25 - HEB
3.6 4	220 - 228	05/10→10/16					
4.8 4S	294 - 302	09/09→07/13					
4.8 GTS	316 - 324	01/12→10/16					
4.8 S	294	09/09→07/13					
4.8 Turbo	368 - 397	09/09→10/16					
4.8 Turbo S	404 - 419	05/11→10/16					
PORSCHE - PANAMERA (971) 05/16→							
 Bremsbackensatz, Feststellbremse							
2.9	243	04/19→	➔	+PR 0J2 / 0J8		03.0137-3054.2 653054	Ø 180 x 25 - HEB
2.9 4	243	05/16→					
2.9 4 E-Hybrid	340	05/16→					
2.9 4S	324	05/16→					
2.9 4S E-Hybrid	412	08/20→					
3.0	243	05/16→					
3.0 4	243	05/16→					
4.0 GTS	338 - 353	01/18→					
4.0 S 4 Diesel	310	05/16→					
4.0 Turbo	404	05/16→					
4.0 Turbo S	463	08/20→					
4.0 Turbo S E-Hybrid	500 - 515	05/17→					
Zubehörsatz, Feststellbremsbacken							
2.9	243	04/19→	➔			03.0137-9700.2 669700	
2.9 4	243	05/16→					
2.9 4 E-Hybrid	340	05/16→					
2.9 4S	324	05/16→					
2.9 4S E-Hybrid	412	08/20→					
3.0	243	05/16→					
3.0 4	243	05/16→					
4.0 GTS	338 - 353	01/18→					
4.0 S 4 Diesel	310	05/16→					
4.0 Turbo	404	05/16→					
4.0 Turbo S	463	08/20→					
4.0 Turbo S E-Hybrid	500 - 515	05/17→					
PORSCHE - PANAMERA Sport Turismo (971) 05/17→							
 Bremsbackensatz, Feststellbremse							
2.9 4	243	05/17→	➔	+PR 0J2 / 0J8		03.0137-3054.2 653054	Ø 180 x 25 - HEB
2.9 4 E-Hybrid	340	05/17→					
2.9 4S	324	05/17→					
2.9 4S E-Hybrid	412	08/20→					
3.0 4	243	05/17→					
4.0 GTS	338 - 353	01/18→					
4.0 S 4 Diesel	310	05/17→					
4.0 Turbo	404	05/17→					
4.0 Turbo S	463	08/20→					
4.0 Turbo S E-Hybrid	404 - 420	05/17→					
Zubehörsatz, Feststellbremsbacken							
2.9 4	243	05/17→	➔			03.0137-9700.2 669700	
2.9 4 E-Hybrid	340	05/17→					
2.9 4S	324	05/17→					
2.9 4S E-Hybrid	412	08/20→					
3.0 4	243	05/17→					
4.0 GTS	338 - 353	01/18→					
4.0 S 4 Diesel	310	05/17→					
4.0 Turbo	404	05/17→					
4.0 Turbo S	463	08/20→					
4.0 Turbo S E-Hybrid	404 - 420	05/17→					
PORSCHE - TAYCAN (Y1A, Y1B) 05/19→							
Zubehörsatz, Feststellbremsbacken							
4S	390	05/19→				03.0137-9700.2 669700	
4S Performance	420	05/19→					








	kW			 	! #		
PORSCHE - TAYCAN (Y1A, Y1B) 05/19→							
Zubehörsatz, Feststellbremsbacken							
Electric	300	06/20→				03.0137-9700.2	669700
Turbo	500	05/19→					
Turbo S	560	05/19→					
PORSCHE - TAYCAN Cross Turismo (Y1B) 05/20→							
Zubehörsatz, Feststellbremsbacken							
4	350	05/20→				03.0137-9700.2	669700
4S	420	05/20→					
Turbo	500	05/20→					
Turbo S	560	05/20→					
PORSCHE - TAYCAN Sport Turismo (Y1C) 08/21→							
Zubehörsatz, Feststellbremsbacken							
4S	420	08/21→				03.0137-9700.2	669700
Electric	350	08/21→					
GTS	440	08/21→					
Turbo	500	08/21→					
Turbo S	560	08/21→					
PROTON - PERSONA 300 (C9_M) 03/96→07/04							
 Radbremsszylinder							
313i	55	03/96→01/00	➡		2	24.3219-1752.3	020505 GG
315 GLi/GLSi	66	03/96→07/00					
315 GLSi	64	09/96→07/00					
Zubehörsatz, Bremsbacken							
313i	55	03/96→01/00	➡			03.0137-9107.2	669107
315 GLi/GLSi	66	03/96→07/00					
315 GLSi	64	09/96→07/00					
PROTON - PERSONA 400 (C9_S) 01/94→02/08							
 Radbremsszylinder							
413	55	01/94→06/03	➡	→ 07/00	2	24.3219-1752.3	020505 GG
415 GLi/GLSi	66	01/94→07/00	➡		2	24.3219-1752.3	020505 GG
420 TD	60	09/96→07/00					
420 GLS D	48	05/96→04/99	➡	09/96→	2	24.3219-1752.3	020505 GG
Zubehörsatz, Bremsbacken							
413	55	01/94→06/03	➡	→ 07/00		03.0137-9107.2	669107
415 GLi/GLSi	66	01/94→07/00	➡			03.0137-9107.2	669107
420 TD	60	09/96→07/00					
420 GLS D	48	05/96→04/99	➡	09/96→		03.0137-9107.2	669107
PROTON - PERSONA 400 Schrägheck (C9_C, C9_S) 01/94→02/08							
 Radbremsszylinder							
413 GLSi	55	01/94→01/00	➡		2	24.3219-1752.3	020505 GG
415 GLi/GLSi	66	01/94→07/00					
420 D	60	09/96→07/00					
420 GLS D	48	05/96→04/99	➡	09/96→	2	24.3219-1752.3	020505 GG
Zubehörsatz, Bremsbacken							
413 GLSi	55	01/94→01/00	➡			03.0137-9107.2	669107
415 GLi/GLSi	66	01/94→07/00					
420 D	60	09/96→07/00					
420 GLS D	48	05/96→04/99	➡	09/96→		03.0137-9107.2	669107
PROTON - WIRA 05/93→							
 Radbremsszylinder							
1.3	55	08/00→	➡	→ 09/05	2	24.3219-1752.3	020505 GG
1.5	64	08/00→					
PROTON - WIRA Hatchback (C9_L) 01/94→06/07							
 Radbremsszylinder							
1.3	55	08/00→06/07	➡	→ 09/05	2	24.3219-1752.3	020505 GG
1.5	64	08/00→06/07					
RENAULT - 19 II (B/C53_) 01/91→06/01							
 Radbremsszylinder							
1.4	57	05/93→12/98	➡	09/94→ 12/95; - ABS; 		24.3220-1615.3	020242 TRW GG
→							








	kW			 	! #		
RENAULT - 19 II (B/C53_) 01/91→06/01							
 Radbremszylinder							
1.4	57	05/93→12/98	➡	09/94→ 12/95; - ABS; 		24.3220-1617.3 020244	BDX GG
			➡	09/94→ 12/95; - ABS; 		24.3220-1616.3 020243	TRW GG
						24.3220-1618.3 020245	BDX GG
			➡	→ 12/95; - ABS; 		24.3220-1617.3 020244	BDX GG
			➡	→ 12/95; - ABS; 		24.3220-1618.3 020245	BDX GG
Zubehörsatz, Bremsbacken							
1.4	57	05/93→12/98	➡	09/94→ 12/95; - ABS		03.0137-9056.2 669056	TRW
						03.0137-9086.2 669086	BDX
 Bremstrommel							
1.4	57	05/93→12/98	➡	→ 12/95; - ABS		24.0218-0032.1 480118	Ø 208 x 53,5 / 181 - RLG
						24.0218-0732.2 480207	Ø 208 x 53,5 / 181 + RLG
 Bremsbackensatz							
1.4	57	05/93→12/98	➡	09/94→ 12/95; - ABS		03.0137-0201.2 650201	TRW Ø 180 x 41 + HEB
						03.0137-0209.2 650209	BDX Ø 180 x 42
						03.0520-2020.3 692020	BDX Ø 180 x 42 + RZ / + Zub TopKit
						03.0520-2920.3 692920	TRW Ø 180 x 41 + RZ / + Zub TopKit
						03.0525-0027.3 EQ0027	TRW Ø 180 x 41 - RZ / + Zub Easy Quick
 Seilzug, Feststellbremse							
1.4	57	05/93→12/98		→ 12/95; - ABS; Trommelbremse; 	2	24.3727-1012.2 581012	L= 1.564
RENAULT - 19 II Cabriolet (D53_, 853_) 04/92→06/01							
 Seilzug, Feststellbremse							
1.8	86	01/95→06/01		→ 03/95; Scheibenbremse; 	2	24.3727-1011.2 581011	L= 1.564
RENAULT - ALASKAN 10/16→							
 Bremsbackensatz							
2.3 dCi 163 4x4	120	09/17→	➡			03.0137-0519.2 650519	Ø 294 x 56 - HEB
2.3 dCi 190 4x4	140	09/17→					
RENAULT - ARKANA I (LCM_, LDN_) 03/19→							
 Radbremszylinder							
1.3 TCe 150	110	08/19→	➡		2	24.3222-1729.3 020526	ALU
1.6	84	08/19→					
 Bremsbackensatz							
1.3 TCe 150	110	08/19→	➡			03.0137-0496.2 650496	BDX Ø 228 x 42 + HEB
1.6	84	08/19→					
1.3 TCe 150 4x4	110	08/19→	➡			03.0137-0507.2 650507	Ø 228 x 42 + HEB
1.6 4x4	84	08/19→					
RENAULT - CAPTUR I (J5_, H5_) 06/13→							
 Radbremszylinder							
0.9 TCe 90	66	06/13→	➡	→ 08/14	2	24.3219-1761.3 020536	ALU
			➡	09/14→	2	24.3222-1729.3 020526	ALU
1.2 T	83 -	06/13→	➡		2	24.3222-1729.3 020526	ALU
	85						
1.2 TCe	97	02/18→					
1.2 TCe 120	87 -	06/13→					
	88						
1.3 TCe 130	96	03/18→					
1.3 TCe 150	110	03/18→					
1.5 dCi	63	06/13→					
1.5 dCi 110	81	01/15→					
1.5 dCi 90	66	06/13→					
1.6	84	02/18→					
Zubehörsatz, Bremsbacken							
0.9 TCe 90	66	06/13→	➡			03.0137-9228.2 669228	BDX
1.2 T	83 -	06/13→					
	85						
1.2 TCe	97	02/18→					
→							







































	kw			 	! #		
RENAULT - CAPTUR I (J5_, H5_) 06/13→							
Zubehörsatz, Bremsbacken							
1.2 TCe 120	87 - 88	06/13→	➔			03.0137-9228.2 669228	BDX
1.3 TCe 130	96	03/18→					
1.3 TCe 150	110	03/18→					
1.5 dCi	63	06/13→					
1.5 dCi 110	81	01/15→					
1.5 dCi 90	66	06/13→					
1.6	84	02/18→					
 Bremsbackensatz							
0.9 TCe 90	66	06/13→	➔			03.0137-0496.2 650496	BDX Ø 228 x 42 + HEB
				➔	09/14→	03.0520-7222.3 697222	Ø 228 x 42 + RZ / + Zub TopKit
				➔	→ 08/14	03.0520-7919.3 697919	Ø 228 x 42 + RZ / + Zub TopKit
1.2 T 1.2 TCe 1.2 TCe 120 1.3 TCe 130 1.3 TCe 150 1.5 dCi 1.5 dCi 110 1.5 dCi 90 1.6	83 - 85 97 87 - 88 96 110 63 81 66 84	06/13→ 02/18→ 06/13→ 03/18→ 03/18→ 06/13→ 01/15→ 06/13→ 02/18→	➔			03.0137-0496.2 650496	BDX Ø 228 x 42 + HEB
						03.0520-7222.3 697222	Ø 228 x 42 + RZ / + Zub TopKit
RENAULT - CLIO I (B/C57_, 5/357_) 05/90→08/99							
 Radbremszylinder							
1.1	34	01/91→09/98	➔	→ 03/91; 		24.3220-1623.3 020353	BDX GG
						24.3220-1713.3 020410	GG
				➔	04/91→; 	24.3220-1623.3 020353	BDX GG
						24.3220-1713.3 020410	GG
1.1	34	01/91→09/98	➔	→ 03/91; 		24.3220-1624.3 020354	BDX GG
						24.3220-1714.3 020411	GG
				➔	04/91→; 	24.3220-1624.3 020354	BDX GG
						24.3220-1714.3 020411	GG
1.2 1.9 D	40 40	01/96→09/98 01/97→09/98	➔	- ABS; 		24.3220-1623.3 020353	BDX GG
						24.3220-1713.3 020410	GG
				➔	- ABS; 	24.3220-1624.3 020354	BDX GG
				24.3220-1714.3 020411	GG		
1.2	43	01/96→09/98	➔	→ 04/96; 		24.3220-1623.3 020353	BDX GG
						24.3220-1713.3 020410	GG
				➔	- ABS; 	24.3220-1623.3 020353	BDX GG
						24.3220-1713.3 020410	GG
				➔	05/96→; 	24.3220-1623.3 020353	BDX GG
						24.3220-1713.3 020410	GG
				➔	- ABS; 	24.3220-1624.3 020354	BDX GG
						24.3220-1714.3 020411	GG
1.2	43	05/90→09/98	➔	→ 03/91; - ABS; 		24.3220-1623.3 020353	BDX GG
						24.3220-1713.3 020410	GG
				➔	04/91→; - ABS; 	24.3220-1623.3 020353	BDX GG
						24.3220-1713.3 020410	GG
				➔	01/94→ 04/96; 	24.3220-1623.3 020353	BDX GG
				➔	04/91→; - ABS; 	24.3220-1624.3 020354	BDX GG
						24.3220-1714.3 020411	GG
1.2	43	05/90→09/98	➔	→ 03/91; - ABS; 		24.3220-1624.3 020354	BDX GG
						24.3220-1714.3 020411	GG
				➔	01/94→ 04/96; 	24.3220-1624.3 020354	BDX GG
1.4	57	05/90→02/98	➔	04/91→ 04/96; - ABS; 		24.3220-1623.3 020353	BDX GG
						24.3220-1713.3 020410	GG
				➔	01/91→ 03/91; - ABS; 	24.3220-1623.3 020353	BDX GG
						24.3220-1713.3 020410	GG
				➔	05/96→; - ABS; 	24.3220-1623.3 020353	BDX GG












	kw			 	! #		
RENAULT - CLIO I (B/C57_, 5/357_) 05/90→08/99							
 Radbremszylinder							
1.4	57	05/90→02/98	➡	05/96→; - ABS; 	24.3220-1713.3	020410	GG
			➡	01/91→ 03/91; - ABS; 	24.3220-1624.3	020354	BDX GG
					24.3220-1714.3	020411	GG
			➡	04/91→ 04/96; - ABS; 	24.3220-1624.3	020354	BDX GG
				24.3220-1714.3	020411	GG	
			➡	05/96→; - ABS; 	24.3220-1624.3	020354	BDX GG
					24.3220-1714.3	020411	GG
1.4	55 - 59	01/91→09/98	➡	05/96→; - ABS; 	24.3220-1623.3	020353	BDX GG
					24.3220-1713.3	020410	GG
			➡	04/91→ 04/96; - ABS; 	24.3220-1623.3	020353	BDX GG
					24.3220-1713.3	020410	GG
			➡	→ 03/91; - ABS; 	24.3220-1623.3	020353	BDX GG
					24.3220-1713.3	020410	GG
➡	04/91→ 04/96; - ABS; 	24.3220-1624.3	020354	BDX GG			
				24.3220-1714.3	020411	GG	
➡	→ 03/91; - ABS; 	24.3220-1624.3	020354	BDX GG			
				24.3220-1714.3	020411	GG	
➡	05/96→; - ABS; 	24.3220-1624.3	020354	BDX GG			
				24.3220-1714.3	020411	GG	
1.8	70	01/91→09/98	➡	08/94→ 04/96; - ABS; 	24.3220-1623.3	020353	BDX GG
					24.3220-1713.3	020410	GG
			➡	10/94→ 04/96; - ABS; 	24.3220-1623.3	020353	BDX GG
					24.3220-1713.3	020410	GG
			➡	09/96→; - ABS; 	24.3220-1623.3	020353	BDX GG
					24.3220-1713.3	020410	GG
➡	08/94→ 04/96; - ABS; 	24.3220-1624.3	020354	BDX GG			
				24.3220-1714.3	020411	GG	
➡	10/94→ 04/96; - ABS; 	24.3220-1624.3	020354	BDX GG			
				24.3220-1714.3	020411	GG	
➡	09/96→; - ABS; 	24.3220-1624.3	020354	BDX GG			
				24.3220-1714.3	020411	GG	
1.8	65	01/91→09/98	➡	05/96→; - ABS; 	24.3220-1623.3	020353	BDX GG
					24.3220-1713.3	020410	GG
			➡	04/91→ 04/96; - ABS; 	24.3220-1623.3	020353	BDX GG
					24.3220-1713.3	020410	GG
			➡	→ 03/91; - ABS; 	24.3220-1623.3	020353	BDX GG
					24.3220-1713.3	020410	GG
			➡	→ 11/96; - ABS; 	24.3220-1623.3	020353	BDX GG
					24.3220-1713.3	020410	GG
➡	04/91→ 04/96; - ABS; 	24.3220-1624.3	020354	BDX GG			
				24.3220-1714.3	020411	GG	
➡	05/96→; - ABS; 	24.3220-1624.3	020354	BDX GG			
				24.3220-1714.3	020411	GG	
➡	→ 11/96; - ABS; 	24.3220-1624.3	020354	BDX GG			
				24.3220-1714.3	020411	GG	
➡	→ 03/91; - ABS; 	24.3220-1624.3	020354	BDX GG			
				24.3220-1714.3	020411	GG	
1.9 D	47	01/91→09/98	➡	05/96→; - ABS; 	24.3220-1623.3	020353	BDX GG
			➡	04/91→ 04/96; - ABS; 	24.3220-1623.3	020353	BDX GG
					24.3220-1713.3	020410	GG
			➡	→ 03/91; - ABS; 	24.3220-1623.3	020353	BDX GG
					24.3220-1713.3	020410	GG
			➡	07/92→ 04/96; - ABS; 	24.3220-1623.3	020353	BDX GG
					24.3220-1713.3	020410	GG
			➡	07/92→ 04/96; - ABS; 	24.3220-1624.3	020354	BDX GG
							24.3220-1714.3
➡	→ 03/91; - ABS; 	24.3220-1624.3	020354	BDX GG			
				24.3220-1714.3	020411	GG	
➡	05/96→; - ABS; 	24.3220-1624.3	020354	BDX GG			
				24.3220-1714.3	020411	GG	
➡	04/91→ 04/96; - ABS; 	24.3220-1624.3	020354	BDX GG			
				24.3220-1714.3	020411	GG	










	kw			 	! #		
RENAULT - CLIO I (B/C57_, 5/357_) 05/90→08/99							
 Radbremszylinder							
1.9 D	47	01/91→09/98	➔	09/96→; - ABS; <input type="checkbox"/>		24.3220-1713.3 020410	GG
			➔	09/96→; - ABS; <input type="checkbox"/>		24.3220-1714.3 020411	GG
Electric	21	05/96→02/98	➔	<input type="checkbox"/>		24.3220-1623.3 020353	BDX GG
			➔	<input type="checkbox"/>		24.3220-1713.3 020410	GG
			➔	<input type="checkbox"/>		24.3220-1624.3 020354	BDX GG
			➔	<input type="checkbox"/>		24.3220-1714.3 020411	GG
Zubehörsatz, Bremsbacken							
1.1	34	01/91→09/98	➔			03.0137-9056.2 669056	TRW
						03.0137-9086.2 669086	BDX
1.2	40	01/96→09/98	➔	- ABS		03.0137-9056.2 669056	TRW
1.4	55 - 59	01/91→09/98	➔			03.0137-9086.2 669086	BDX
1.8	65	01/91→09/98	➔				
1.9 D	40 - 48	01/91→09/98	➔				
1.2	43	01/96→09/98	➔			03.0137-9056.2 669056	TRW
						03.0137-9086.2 669086	BDX
			➔	- ABS		03.0137-9056.2 669056	TRW
						03.0137-9086.2 669086	BDX
1.2	43	05/90→09/98	➔	- ABS		03.0137-9056.2 669056	TRW
						03.0137-9086.2 669086	BDX
			➔	01/94→ 04/96		03.0137-9056.2 669056	TRW
						03.0137-9086.2 669086	BDX
1.4	57	05/90→02/98	➔	01/91→; - ABS		03.0137-9056.2 669056	TRW
						03.0137-9086.2 669086	BDX
1.8	70	01/91→09/98	➔	08/94→; - ABS		03.0137-9056.2 669056	TRW
						03.0137-9086.2 669086	BDX
			➔	10/94→ 04/96; - ABS		03.0137-9056.2 669056	TRW
						03.0137-9086.2 669086	BDX
			➔	10/94→ 04/96		03.0137-9056.2 669056	TRW
						03.0137-9086.2 669086	BDX
			➔	10/94→; - ABS		03.0137-9056.2 669056	TRW
						03.0137-9086.2 669086	BDX
 Bremstrommel							
1.1	34	01/91→09/98	➔			24.0218-0032.1 480118	Ø 208 x 53,5 / 181 - RLG
						24.0218-0732.2 480207	Ø 208 x 53,5 / 181 + RLG
1.2	40	01/96→09/98	➔	- ABS		24.0218-0032.1 480118	Ø 208 x 53,5 / 181 - RLG
1.4	55 - 59	01/91→09/98	➔			24.0218-0732.2 480207	Ø 208 x 53,5 / 181 + RLG
1.8	65	01/91→09/98	➔				
1.9 D	40 - 48	01/91→09/98	➔				
1.2	43	01/96→09/98	➔			24.0218-0032.1 480118	Ø 208 x 53,5 / 181 - RLG
						24.0218-0732.2 480207	Ø 208 x 53,5 / 181 + RLG
			➔	- ABS		24.0218-0032.1 480118	Ø 208 x 53,5 / 181 - RLG
						24.0218-0732.2 480207	Ø 208 x 53,5 / 181 + RLG
1.2	43	05/90→09/98	➔	- ABS		24.0218-0032.1 480118	Ø 208 x 53,5 / 181 - RLG
						24.0218-0732.2 480207	Ø 208 x 53,5 / 181 + RLG
			➔	01/94→ 04/96		24.0218-0032.1 480118	Ø 208 x 53,5 / 181 - RLG
						24.0218-0732.2 480207	Ø 208 x 53,5 / 181 + RLG
1.4	57	05/90→02/98	➔	01/91→; - ABS		24.0218-0032.1 480118	Ø 208 x 53,5 / 181 - RLG
						24.0218-0732.2 480207	Ø 208 x 53,5 / 181 + RLG
1.8	70	01/91→09/98	➔	08/94→; - ABS		24.0218-0032.1 480118	Ø 208 x 53,5 / 181 - RLG
						24.0218-0732.2 480207	Ø 208 x 53,5 / 181 + RLG
			➔	10/94→ 04/96; - ABS		24.0218-0032.1 480118	Ø 208 x 53,5 / 181 - RLG
						24.0218-0732.2 480207	Ø 208 x 53,5 / 181 + RLG
			➔	10/94→ 04/96		24.0218-0032.1 480118	Ø 208 x 53,5 / 181 - RLG
						24.0218-0732.2 480207	Ø 208 x 53,5 / 181 + RLG
			➔	10/94→; - ABS		24.0218-0032.1 480118	Ø 208 x 53,5 / 181 - RLG
						24.0218-0732.2 480207	Ø 208 x 53,5 / 181 + RLG
→							








	kw			 	! #		
RENAULT - CLIO I (B/C57_, 5/357_) 05/90→08/99							
Bremsbackensatz							
1.1	34	01/91→09/98	➔			03.0137-0201.2 650201 TRW Ø 180 x 41 + HEB 03.0137-0209.2 650209 BDX Ø 180 x 42 03.0420-1020.3 681020 BDX Ø 180 x 42 + RZ / + Zub Kit 03.0520-1020.3 691020 BDX Ø 180 x 42 + RZ / + Zub TopKit 03.0520-6320.3 696320 TRW Ø 180 x 41 + RZ / + Zub TopKit 03.0525-0027.3 EQ0027 TRW Ø 180 x 41 - RZ / + Zub Easy Quick	
1.2 1.4 1.8	40 55 - 59 65	01/96→09/98 01/91→09/98 01/91→09/98	➔	- ABS		03.0137-0201.2 650201 TRW Ø 180 x 41 + HEB 03.0137-0209.2 650209 BDX Ø 180 x 42 03.0420-1020.3 681020 BDX Ø 180 x 42 + RZ / + Zub Kit 03.0520-1020.3 691020 BDX Ø 180 x 42 + RZ / + Zub TopKit 03.0520-6320.3 696320 TRW Ø 180 x 41 + RZ / + Zub TopKit 03.0525-0027.3 EQ0027 TRW Ø 180 x 41 - RZ / + Zub Easy Quick	
1.2	43	01/96→09/98	➔			03.0137-0201.2 650201 TRW Ø 180 x 41 + HEB 03.0137-0209.2 650209 BDX Ø 180 x 42 03.0420-1020.3 681020 BDX Ø 180 x 42 + RZ / + Zub Kit 03.0520-1020.3 691020 BDX Ø 180 x 42 + RZ / + Zub TopKit 03.0520-6320.3 696320 TRW Ø 180 x 41 + RZ / + Zub TopKit 03.0525-0027.3 EQ0027 TRW Ø 180 x 41 - RZ / + Zub Easy Quick	
			➔	- ABS		03.0137-0201.2 650201 TRW Ø 180 x 41 + HEB 03.0137-0209.2 650209 BDX Ø 180 x 42 03.0420-1020.3 681020 BDX Ø 180 x 42 + RZ / + Zub Kit 03.0520-1020.3 691020 BDX Ø 180 x 42 + RZ / + Zub TopKit 03.0520-6320.3 696320 TRW Ø 180 x 41 + RZ / + Zub TopKit 03.0525-0027.3 EQ0027 TRW Ø 180 x 41 - RZ / + Zub Easy Quick	
1.2	43	05/90→09/98	➔	- ABS		03.0137-0201.2 650201 TRW Ø 180 x 41 + HEB 03.0137-0209.2 650209 BDX Ø 180 x 42	
			➔	01/94→ 04/96		03.0137-0201.2 650201 TRW Ø 180 x 41 + HEB 03.0137-0209.2 650209 BDX Ø 180 x 42 03.0420-1020.3 681020 BDX Ø 180 x 42 + RZ / + Zub Kit 03.0520-1020.3 691020 BDX Ø 180 x 42 + RZ / + Zub TopKit 03.0520-6320.3 696320 TRW Ø 180 x 41 + RZ / + Zub TopKit 03.0525-0027.3 EQ0027 TRW Ø 180 x 41 - RZ / + Zub Easy Quick	
			➔	01/91→; - ABS		03.0420-1020.3 681020 BDX Ø 180 x 42 + RZ / + Zub Kit 03.0520-1020.3 691020 BDX Ø 180 x 42 + RZ / + Zub TopKit 03.0520-6320.3 696320 TRW Ø 180 x 41 + RZ / + Zub TopKit 03.0525-0027.3 EQ0027 TRW Ø 180 x 41 - RZ / + Zub Easy Quick	
1.4	57	05/90→02/98	➔	01/91→; - ABS		03.0137-0201.2 650201 TRW Ø 180 x 41 + HEB 03.0137-0209.2 650209 BDX Ø 180 x 42 03.0420-1020.3 681020 BDX Ø 180 x 42 + RZ / + Zub Kit 03.0520-1020.3 691020 BDX Ø 180 x 42 + RZ / + Zub TopKit 03.0520-6320.3 696320 TRW Ø 180 x 41 + RZ / + Zub TopKit 03.0525-0027.3 EQ0027 TRW Ø 180 x 41 - RZ / + Zub Easy Quick	
1.8	70	01/91→09/98	➔	08/94→; - ABS		03.0137-0201.2 650201 TRW Ø 180 x 41 + HEB 03.0137-0209.2 650209 BDX Ø 180 x 42	
			➔	10/94→ 04/96; - ABS		03.0137-0201.2 650201 TRW Ø 180 x 41 + HEB 03.0137-0209.2 650209 BDX Ø 180 x 42	
→							








	kw					! #		
RENAULT - CLIO I (B/C57_, 5/357_) 05/90→08/99								
Bremsbackensatz								
1.8	70	01/91→09/98	➔	10/94→ 04/96; - ABS			03.0420-1020.3 681020 03.0520-1020.3 691020 03.0520-6320.3 696320 03.0525-0027.3 EQ0027	BDX Ø 180 x 42 + RZ / + Zub Kit BDX Ø 180 x 42 + RZ / + Zub TopKit TRW Ø 180 x 41 + RZ / + Zub TopKit TRW Ø 180 x 41 - RZ / + Zub Easy Quick
			➔	10/94→ 04/96			03.0137-0201.2 650201 03.0137-0209.2 650209	TRW Ø 180 x 41 + HEB BDX Ø 180 x 42
			➔	10/94→; - ABS			03.0137-0201.2 650201 03.0137-0209.2 650209 03.0420-1020.3 681020 03.0520-1020.3 691020 03.0520-6320.3 696320 03.0525-0027.3 EQ0027	TRW Ø 180 x 41 + HEB BDX Ø 180 x 42 BDX Ø 180 x 42 + RZ / + Zub Kit BDX Ø 180 x 42 + RZ / + Zub TopKit TRW Ø 180 x 41 + RZ / + Zub TopKit TRW Ø 180 x 41 - RZ / + Zub Easy Quick
			➔	08/94→ 04/96; - ABS			03.0420-1020.3 681020 03.0520-1020.3 691020 03.0520-6320.3 696320 03.0525-0027.3 EQ0027	BDX Ø 180 x 42 + RZ / + Zub Kit BDX Ø 180 x 42 + RZ / + Zub TopKit TRW Ø 180 x 41 + RZ / + Zub TopKit TRW Ø 180 x 41 - RZ / + Zub Easy Quick
1.9 D	40 - 48	05/96→09/98	➔	- ABS			03.0137-0201.2 650201 03.0137-0209.2 650209	TRW Ø 180 x 41 + HEB BDX Ø 180 x 42
1.9 D	47	01/91→09/98	➔	- ABS			03.0137-0201.2 650201 03.0137-0209.2 650209 03.0420-1020.3 681020 03.0520-1020.3 691020 03.0520-6320.3 696320 03.0525-0027.3 EQ0027	TRW Ø 180 x 41 + HEB BDX Ø 180 x 42 BDX Ø 180 x 42 + RZ / + Zub Kit BDX Ø 180 x 42 + RZ / + Zub TopKit TRW Ø 180 x 41 + RZ / + Zub TopKit TRW Ø 180 x 41 - RZ / + Zub Easy Quick
			➔	07/92→; - ABS			03.0420-1020.3 681020 03.0520-1020.3 691020 03.0520-6320.3 696320 03.0525-0027.3 EQ0027	BDX Ø 180 x 42 + RZ / + Zub Kit BDX Ø 180 x 42 + RZ / + Zub TopKit TRW Ø 180 x 41 + RZ / + Zub TopKit TRW Ø 180 x 41 - RZ / + Zub Easy Quick
Electric	21	05/96→02/98	➔				03.0137-0271.2 650271	TRW Ø 229 x 42 + HEB
Seilzug, Feststellbremse								
1.1 1.9 D Electric	34 40 21	01/91→09/98 01/97→09/98 05/96→02/98		Trommelbremse; ⚡	2	24.3727-1008.2 581008		L= 1.430
1.2	40 - 43	01/96→09/98		Trommelbremse; ⚡	2	24.3727-1008.2 581008		L= 1.430
1.4	55 - 59	01/91→09/98		Scheibenbremse; ⚡	2	24.3727-1009.2 581009		L= 1.480
1.2	43	05/90→09/98		Trommelbremse; ⚡	2	24.3727-1008.2 581008		L= 1.430
				10/94→; Trommelbremse; ⚡	2	24.3727-1008.2 581008		L= 1.430
				Scheibenbremse; ⚡	2	24.3727-1009.2 581009		L= 1.480
				01/94→ 04/96; Scheibenbremse; ⚡	2	24.3727-1009.2 581009		L= 1.480
				10/94→; Scheibenbremse; ⚡	2	24.3727-1009.2 581009		L= 1.480
1.4	57	05/90→02/98		01/91→; Trommelbremse; ⚡	2	24.3727-1008.2 581008		L= 1.430
				01/91→; Scheibenbremse; ⚡	2	24.3727-1009.2 581009		L= 1.480
1.8	70	01/91→09/98		09/96→; Scheibenbremse; ⚡	2	24.3727-1009.2 581009		L= 1.480
				10/94→; Scheibenbremse; ⚡	2	24.3727-1009.2 581009		L= 1.480
				10/94→ 04/96; Scheibenbremse; ⚡	2	24.3727-1009.2 581009		L= 1.480
				08/94→; Scheibenbremse; ⚡	2	24.3727-1009.2 581009		L= 1.480
1.8	65	01/91→09/98		- ABS; Trommelbremse; ⚡	2	24.3727-1008.2 581008		L= 1.430
				+ ABS; Scheibenbremse; ⚡	2	24.3727-1009.2 581009		L= 1.480
1.8 Rsi ➔	79	08/95→09/98		Scheibenbremse; ⚡	2	24.3727-1009.2 581009		L= 1.480

	kw					! #										
RENAULT - CLIO I (B/C57_, 5/357_) 05/90→08/99																
 Seilzug, Feststellbremse																
Williams	108	01/94→09/98		Scheibenbremse; 		2	24.3727-1009.2 581009	L= 1.480								
1.9 D	47 - 48	01/91→09/98		01/97→; Trommelbremse; 		2	24.3727-1008.2 581008	L= 1.430								
RENAULT - CLIO I Kasten/Schrägheck (S57_) 01/91→09/98																
 Radbremszylinder																
1.1	34	01/91→09/98		→ 03/91; 			24.3220-1623.3 020353	BDX GG								
						24.3220-1714.3 020411	GG									
				→ 04/91→; 		24.3220-1623.3 020353	BDX GG									
						24.3220-1713.3 020410	GG									
1.2	40 - 44	01/91→09/98		04/91→; - ABS; 			24.3220-1623.3 020353	BDX GG								
						24.3220-1713.3 020410	GG									
				→ 03/91; - ABS; 		24.3220-1623.3 020353	BDX GG									
						24.3220-1714.3 020411	GG									
1.2	40	06/94→02/98		- ABS; 			24.3220-1623.3 020353	BDX GG								
						24.3220-1713.3 020410	GG									
				- ABS; 		24.3220-1624.3 020354	BDX GG									
						24.3220-1714.3 020411	GG									
1.9 D	48	01/91→09/98		05/96→; - ABS; 			24.3220-1623.3 020353	BDX GG								
						24.3220-1713.3 020410	GG									
				04/91→ 04/96; - ABS; 		24.3220-1623.3 020353	BDX GG									
						24.3220-1713.3 020410	GG									
				→ 03/91; - ABS; 		24.3220-1623.3 020353	BDX GG									
						24.3220-1714.3 020411	GG									
				04/91→ 04/96; - ABS; 		24.3220-1624.3 020354	BDX GG									
						24.3220-1714.3 020411	GG									
				→ 03/91; - ABS; 		24.3220-1624.3 020354	BDX GG									
						24.3220-1713.3 020410	GG									
1.9 RND	40	04/96→02/98		05/96→; - ABS; 			24.3220-1623.3 020353	BDX GG								
						24.3220-1713.3 020410	GG									
				→ 04/96; - ABS; 		24.3220-1623.3 020353	BDX GG									
						24.3220-1713.3 020410	GG									
				05/96→; - ABS; 		24.3220-1624.3 020354	BDX GG									
						24.3220-1714.3 020411	GG									
				→ 04/96; - ABS; 		24.3220-1624.3 020354	BDX GG									
						24.3220-1714.3 020411	GG									
				09/96→ 11/96; - ABS; 		24.3220-1713.3 020410	GG									
						24.3220-1713.3 020410	GG									
Zubehörsatz, Bremsbacken	1.1	34	01/91→09/98				03.0137-9056.2 669056	TRW								
							03.0137-9086.2 669086	BDX								
					1.2	40 - 44	01/91→09/98		- ABS		03.0137-9056.2 669056	TRW				
											03.0137-9086.2 669086	BDX				
									1.9 D	48	01/91→09/98					
1.9 RND	40	04/96→02/98														
 Bremstrommel																
1.1	34	01/91→09/98					24.0218-0032.1 480118	Ø 208 x 53,5 / 181 - RLG								








	kw					! #			
RENAULT - CLIO I Kasten/Schrägheck (S57_) 01/91→09/98									
 Bremstrommel									
1.1	34	01/91→09/98	➡			24.0218-0732.2	480207	Ø 208 x 53,5 / 181 + RLG	
1.2	40 - 44	01/91→09/98	➡	- ABS		24.0218-0032.1	480118	Ø 208 x 53,5 / 181 - RLG	
1.9 D	48	01/91→09/98				24.0218-0732.2	480207	Ø 208 x 53,5 / 181 + RLG	
1.9 RND	40	04/96→02/98							
 Bremsbackensatz									
1.1	34	01/91→09/98	➡			03.0137-0201.2	650201	TRW Ø 180 x 41 + HEB	
						03.0137-0209.2	650209	BDX Ø 180 x 42	
						03.0420-1020.3	681020	BDX Ø 180 x 42 + RZ / + Zub Kit	
						03.0520-1020.3	691020	BDX Ø 180 x 42 + RZ / + Zub TopKit	
						03.0520-6320.3	696320	TRW Ø 180 x 41 + RZ / + Zub TopKit	
						03.0525-0027.3	EQ0027	TRW Ø 180 x 41 - RZ / + Zub Easy Quick	
1.2	40 - 44	01/91→09/98	➡	- ABS		03.0137-0201.2	650201	TRW Ø 180 x 41 + HEB	
1.9 D	48	01/91→09/98				03.0137-0209.2	650209	BDX Ø 180 x 42	
1.9 RND	40	04/96→02/98				03.0420-1020.3	681020	BDX Ø 180 x 42 + RZ / + Zub Kit	
						03.0520-1020.3	691020	BDX Ø 180 x 42 + RZ / + Zub TopKit	
						03.0520-6320.3	696320	TRW Ø 180 x 41 + RZ / + Zub TopKit	
						03.0525-0027.3	EQ0027	TRW Ø 180 x 41 - RZ / + Zub Easy Quick	
 Seilzug, Feststellbremse									
1.1	34	01/91→09/98		Trommelbremse; ⚠		2	24.3727-1008.2	581008	L= 1.430
1.2	40 - 44	01/91→09/98							
1.9 D	48	01/91→09/98							
1.9 RND	40	04/96→02/98							
RENAULT - CLIO II (BB_, CB_) 03/98→12/16									
 Radbremszylinder									
1.0	40	02/00→05/01	➡	+ ABS		2	24.3217-1710.3	020420	TRW GG
1.2 LPG	44	03/99→05/01					24.3217-1711.3	020449	BOS ALU
			➡	- ABS		2	24.3219-1722.3	020426	BDX GG
1.2	43	09/98→02/10	➡	→ 10/07; + ABS		2	24.3217-1710.3	020420	TRW GG
1.2 LPG	43	09/98→06/09	➡	+ ABS		2	24.3217-1711.3	020449	BOS ALU
			➡	11/07→; + ABS		2	24.3217-1727.3	020524	ALU
			➡	- ABS		2	24.3219-1722.3	020426	BDX GG
1.2 16V	55	06/01→08/16	➡	→ 10/07; + ABS		2	24.3217-1710.3	020420	TRW GG
			➡	→ 12/12; + ABS		2	24.3217-1711.3	020449	BOS ALU
			➡	11/07→ 12/12; + ABS		2	24.3217-1727.3	020524	ALU
			➡	→ 12/12; - ABS		2	24.3219-1722.3	020426	BDX GG
1.4	55	09/98→05/05	➡	+ ABS; Schaltgetriebe		2	24.3217-1710.3	020420	TRW GG
							24.3217-1711.3	020449	BOS ALU
			➡	+ ABS; Automatikgetriebe		2	24.3217-1710.3	020420	TRW GG
							24.3217-1711.3	020449	BOS ALU
			➡	- ABS		2	24.3219-1722.3	020426	BDX GG
			➡	- ABS; Schaltgetriebe		2	24.3219-1722.3	020426	BDX GG
1.4 16V	70	10/99→09/04	➡	→ 07/00		2	24.3217-1710.3	020420	TRW GG
							24.3217-1711.3	020449	BOS ALU
1.4 16V	72	02/00→07/08	➡	→ 10/07		2	24.3217-1710.3	020420	TRW GG
1.5 dCi	47 - 62	06/01→12/12	➡			2	24.3217-1711.3	020449	BOS ALU
1.6	81	11/04→02/09	➡	11/07→		2	24.3217-1727.3	020524	ALU
1.6 Hi-Flex	86	01/05→02/10	➡						
1.5 dCi	42 - 74	06/01→12/06	➡			2	24.3217-1710.3	020420	TRW GG
							24.3217-1711.3	020449	BOS ALU
1.6	66	09/98→05/05							
1.6 16V	79	09/98→04/05							
1.6 Flex	81	05/00→12/06							
1.9 D	47 - 48	09/98→05/05	➡	+ ABS; für Fahrzeuge mit Klimaanlage		2	24.3217-1710.3	020420	TRW GG
							24.3217-1711.3	020449	BOS ALU
→									








	kw			 	! #		
RENAULT - CLIO II (BB_, CB_) 03/98→12/16							
 Radbremszylinder							
1.9 D	47 - 48	09/98→05/05	➡	- ABS; für Fahrzeuge ohne Klimaanlage	2	24.3219-1722.3 020426	BDX GG
1.9 dTi	59	12/99→05/05	➡	02/00→	2	24.3217-1710.3 020420 24.3217-1711.3 020449	TRW GG BOS ALU
Zubehörsatz, Bremsbacken							
1.0 1.2 LPG	40 44	02/00→05/01 03/99→05/01	➡	- ABS		03.0137-9088.2 669088	BDX
			➡	+ ABS		03.0137-9158.2 669158 03.0137-9274.2 669274	TRW BOS
1.2 1.5 dCi	43 47 - 62	09/98→02/10 06/05→12/10	➡	- ABS		03.0137-9088.2 669088	BDX
			➡	+ ABS; → 10/07		03.0137-9158.2 669158	TRW
			➡	+ ABS		03.0137-9274.2 669274	BOS
			➡	11/07→; + ABS		03.0137-9278.2 669278	
1.2 16V	55	06/01→08/16	➡	- ABS; → 12/12		03.0137-9088.2 669088	BDX
			➡	+ ABS; → 10/07		03.0137-9158.2 669158	TRW
			➡	+ ABS; → 12/12		03.0137-9274.2 669274	BOS
			➡	11/07→; + ABS; → 12/12		03.0137-9278.2 669278	
1.2 LPG	43	09/98→06/09	➡	- ABS		03.0137-9088.2 669088	BDX
			➡			03.0137-9158.2 669158 03.0137-9274.2 669274	TRW BOS
			➡	+ ABS; → 10/07		03.0137-9158.2 669158	TRW
			➡	+ ABS		03.0137-9274.2 669274	BOS
			➡	11/07→; + ABS		03.0137-9278.2 669278	
1.4	55	09/98→05/05	➡	- ABS; Schaltgetriebe		03.0137-9088.2 669088	BDX
			➡	- ABS		03.0137-9088.2 669088	BDX
			➡	+ ABS; Automatikgetriebe		03.0137-9158.2 669158 03.0137-9274.2 669274	TRW BOS
			➡	+ ABS; Schaltgetriebe		03.0137-9158.2 669158 03.0137-9274.2 669274	TRW BOS
1.4 16V	70	10/99→09/04	➡	→ 07/00		03.0137-9158.2 669158 03.0137-9274.2 669274	TRW BOS
1.4 16V 1.5 dCi	72 48 - 50	02/00→07/08 06/01→12/12	➡	→ 10/07		03.0137-9158.2 669158	TRW
			➡			03.0137-9274.2 669274	BOS
1.6 1.6 Hi-Flex	81 86	11/04→02/09 01/05→02/10	➡	11/07→		03.0137-9278.2 669278	
1.5 dCi	42 - 74	06/01→12/06	➡			03.0137-9158.2 669158 03.0137-9274.2 669274	TRW BOS
1.6 1.6 16V 1.6 Flex	66 79 81	09/98→05/05 09/98→04/05 05/00→12/06	➡				
1.9 D	47 - 48	09/98→05/05	➡	- ABS; für Fahrzeuge ohne Klimaanlage		03.0137-9088.2 669088	BDX
			➡	+ ABS; für Fahrzeuge mit Klimaanlage		03.0137-9158.2 669158 03.0137-9274.2 669274	TRW BOS
1.9 dTi	59	12/99→05/05	➡	02/00→		03.0137-9158.2 669158 03.0137-9274.2 669274	TRW BOS
 Bremstrommel							
1.0 1.2 LPG	40 44	02/00→05/01 03/99→05/01	➡	- ABS		24.0218-0032.1 480118 24.0218-0732.2 480207	∅ 208 x 53,5 / 181 - RLG ∅ 208 x 53,5 / 181 + RLG
			➡	+ ABS		24.0220-3037.1 480308 24.0220-3721.2 480213	∅ 234 x 48 / 204,5 - RLG / - ABS Ring ∅ 234 x 48 / 204,5 + RLG / + ABS Ring
1.2 1.2 LPG	43 43	09/98→02/10 09/98→06/09	➡	- ABS		24.0218-0032.1 480118 24.0218-0732.2 480207	∅ 208 x 53,5 / 181 - RLG ∅ 208 x 53,5 / 181 + RLG
			➡	+ ABS		24.0220-3037.1 480308	∅ 234 x 48 / 204,5 - RLG / - ABS Ring
			➡	+ ABS; → 11/02		24.0220-3721.2 480213	∅ 234 x 48 / 204,5 + RLG / + ABS Ring
			➡	12/02→; + ABS; → 01/04		24.0220-3737.2 480218	∅ 234 x 48 / 204,5 + RLG / - ABS Ring
1.2 16V →	55	06/01→08/16	➡	→ 12/12; - ABS		24.0218-0032.1 480118	∅ 208 x 53,5 / 181 - RLG










	kw			 	! #		
RENAULT - CLIO II (BB_, CB_) 03/98→12/16							
Bremstrommel							
1.2 16V	55	06/01→08/16	➡	→ 12/12; - ABS		24.0218-0732.2 480207	Ø 208 x 53,5 / 181 + RLG
			➡	+ ABS; → 12/12		24.0220-3037.1 480308	Ø 234 x 48 / 204,5 - RLG / - ABS Ring
			➡	+ ABS; → 11/02		24.0220-3721.2 480213	Ø 234 x 48 / 204,5 + RLG / + ABS Ring
			➡	12/02→; + ABS; → 01/04		24.0220-3737.2 480218	Ø 234 x 48 / 204,5 + RLG / - ABS Ring
1.4	55	09/98→05/05	➡	- ABS; Schaltgetriebe		24.0218-0032.1 480118	Ø 208 x 53,5 / 181 - RLG
			➡	- ABS		24.0218-0732.2 480207	Ø 208 x 53,5 / 181 + RLG
			➡	- ABS		24.0218-0032.1 480118	Ø 208 x 53,5 / 181 - RLG
			➡	- ABS		24.0218-0732.2 480207	Ø 208 x 53,5 / 181 + RLG
			➡	+ ABS		24.0220-3037.1 480308	Ø 234 x 48 / 204,5 - RLG / - ABS Ring
			➡	→ 11/02; + ABS; Schaltgetriebe		24.0220-3721.2 480213	Ø 234 x 48 / 204,5 + RLG / + ABS Ring
			➡	→ 11/02; + ABS; Automatikgetriebe		24.0220-3721.2 480213	Ø 234 x 48 / 204,5 + RLG / + ABS Ring
➡	12/02→; + ABS; → 01/04		24.0220-3737.2 480218	Ø 234 x 48 / 204,5 + RLG / - ABS Ring			
1.4 16V	70	10/99→09/04	➡			24.0220-3037.1 480308	Ø 234 x 48 / 204,5 - RLG / - ABS Ring
			➡	→ 07/00		24.0220-3721.2 480213	Ø 234 x 48 / 204,5 + RLG / + ABS Ring
1.4 16V	72	02/00→07/08	➡			24.0220-3037.1 480308	Ø 234 x 48 / 204,5 - RLG / - ABS Ring
			➡	08/00→ 11/02		24.0220-3721.2 480213	Ø 234 x 48 / 204,5 + RLG / + ABS Ring
			➡	12/02→ 01/04		24.0220-3737.2 480218	Ø 234 x 48 / 204,5 + RLG / - ABS Ring
1.5 dCi 1.6 1.6 16V 1.6 Flex	42 - 60 66 79 81	06/01→07/09 09/98→05/05 09/98→04/05 05/00→12/06	➡			24.0220-3037.1 480308	Ø 234 x 48 / 204,5 - RLG / - ABS Ring
			➡	→ 11/02		24.0220-3721.2 480213	Ø 234 x 48 / 204,5 + RLG / + ABS Ring
			➡	12/02→ 01/04		24.0220-3737.2 480218	Ø 234 x 48 / 204,5 + RLG / - ABS Ring
			➡			24.0220-3037.1 480308	Ø 234 x 48 / 204,5 - RLG / - ABS Ring
1.5 dCi	50 - 74	10/03→12/12	➡			24.0220-3037.1 480308	Ø 234 x 48 / 204,5 - RLG / - ABS Ring
1.5 dCi	59	06/01→10/03	➡			24.0220-3037.1 480308	Ø 234 x 48 / 204,5 - RLG / - ABS Ring
			➡	→ 11/02		24.0220-3721.2 480213	Ø 234 x 48 / 204,5 + RLG / + ABS Ring
			➡	12/02→		24.0220-3737.2 480218	Ø 234 x 48 / 204,5 + RLG / - ABS Ring
1.5 dCi	47	06/05→12/10	➡	- ABS		24.0218-0032.1 480118	Ø 208 x 53,5 / 181 - RLG
			➡			24.0218-0732.2 480207	Ø 208 x 53,5 / 181 + RLG
➡			24.0220-3037.1 480308	Ø 234 x 48 / 204,5 - RLG / - ABS Ring			
1.5 dCi	62	02/07→06/09	➡	- ABS		24.0218-0032.1 480118	Ø 208 x 53,5 / 181 - RLG
			➡			24.0218-0732.2 480207	Ø 208 x 53,5 / 181 + RLG
➡			24.0220-3037.1 480308	Ø 234 x 48 / 204,5 - RLG / - ABS Ring			
1.6 1.6 Hi-Flex	81 86	11/04→02/09 01/05→02/10	➡			24.0220-3037.1 480308	Ø 234 x 48 / 204,5 - RLG / - ABS Ring
			➡			24.0220-3737.2 480218	Ø 234 x 48 / 204,5 + RLG / - ABS Ring
1.9 D	47	09/98→05/05	➡	- ABS; für Fahrzeuge ohne Klimaanlage		24.0218-0032.1 480118	Ø 208 x 53,5 / 181 - RLG
			➡			24.0218-0732.2 480207	Ø 208 x 53,5 / 181 + RLG
			➡	+ ABS; für Fahrzeuge mit Klimaanlage		24.0220-3037.1 480308	Ø 234 x 48 / 204,5 - RLG / - ABS Ring
			➡	→ 11/02; + ABS; für Fahrzeuge mit Klimaanlage		24.0220-3721.2 480213	Ø 234 x 48 / 204,5 + RLG / + ABS Ring
➡	12/02→ 01/04; + ABS; für Fahrzeuge mit Klimaanlage		24.0220-3737.2 480218	Ø 234 x 48 / 204,5 + RLG / - ABS Ring			
1.9 D	48	02/00→05/01	➡	- ABS; für Fahrzeuge ohne Klimaanlage		24.0218-0032.1 480118	Ø 208 x 53,5 / 181 - RLG
			➡			24.0218-0732.2 480207	Ø 208 x 53,5 / 181 + RLG
➡			24.0220-3037.1 480308	Ø 234 x 48 / 204,5 - RLG / - ABS Ring			











	kw			 	! #		
RENAULT - CLIO II (BB_, CB_) 03/98→12/16							
Bremstrommel							
1.9 D	48	02/00→05/01	➡	+ ABS; für Fahrzeuge mit Klimaanlage		24.0220-3721.2 480213 24.0220-3737.2 480218	Ø 234 x 48 / 204,5 + RLG / + ABS Ring Ø 234 x 48 / 204,5 + RLG / - ABS Ring
1.9 dTi	59	12/99→05/05	➡			24.0220-3037.1 480308	Ø 234 x 48 / 204,5 - RLG / - ABS Ring
			➡	02/00→ 11/02		24.0220-3721.2 480213	Ø 234 x 48 / 204,5 + RLG / + ABS Ring
			➡	12/02→ 01/04		24.0220-3737.2 480218	Ø 234 x 48 / 204,5 + RLG / - ABS Ring
Bremsbackensatz							
1.0 1.2 LPG	40 44	02/00→05/01 03/99→05/01	➡	+ ABS		03.0137-0312.2 650312 03.0137-0532.2 650532 03.0520-3517.3 693517 03.0520-5017.3 695017	TRW Ø 203 x 38 BOS Ø 203 x 39 + HEB TRW Ø 203 x 39 + RZ / + Zub TopKit BOS Ø 203 x 39 + RZ / + Zub TopKit
			➡	- ABS		03.0137-0358.2 650358 03.0520-4719.3 694719	BDX Ø 180 x 42 + HEB BOS Ø 180 x 42 + RZ / + Zub TopKit
1.2 1.5 dCi	43 47 - 62	09/98→02/10 06/05→12/10	➡	+ ABS; → 10/07		03.0137-0312.2 650312 03.0520-3517.3 693517 03.0520-5017.3 695017	TRW Ø 203 x 38 TRW Ø 203 x 39 + RZ / + Zub TopKit BOS Ø 203 x 39 + RZ / + Zub TopKit
			➡	- ABS		03.0137-0358.2 650358 03.0520-4719.3 694719	BDX Ø 180 x 42 + HEB BOS Ø 180 x 42 + RZ / + Zub TopKit
			➡	11/07→; + ABS		03.0137-0498.2 650498 03.0520-4717.3 694717	TRW Ø 203 x 38 + HEB Ø 203 x 38 + RZ / + Zub TopKit
			➡	+ ABS		03.0137-0532.2 650532	BOS Ø 203 x 39 + HEB
1.2 16V	55	06/01→08/16	➡	+ ABS; → 10/07		03.0137-0312.2 650312 03.0520-3517.3 693517 03.0520-5017.3 695017	TRW Ø 203 x 38 TRW Ø 203 x 39 + RZ / + Zub TopKit BOS Ø 203 x 39 + RZ / + Zub TopKit
			➡	- ABS; → 12/12		03.0137-0358.2 650358 03.0520-4719.3 694719	BDX Ø 180 x 42 + HEB BOS Ø 180 x 42 + RZ / + Zub TopKit
			➡	11/07→; + ABS; → 12/12		03.0137-0498.2 650498 03.0520-4717.3 694717	TRW Ø 203 x 38 + HEB Ø 203 x 38 + RZ / + Zub TopKit
			➡	+ ABS; → 12/12		03.0137-0532.2 650532	BOS Ø 203 x 39 + HEB
1.2 LPG	43	09/98→06/09	➡	+ ABS; → 10/07		03.0137-0312.2 650312 03.0520-3517.3 693517 03.0520-5017.3 695017	TRW Ø 203 x 38 TRW Ø 203 x 39 + RZ / + Zub TopKit BOS Ø 203 x 39 + RZ / + Zub TopKit
			➡			03.0137-0312.2 650312 03.0137-0532.2 650532	TRW Ø 203 x 38 BOS Ø 203 x 39 + HEB
			➡	- ABS		03.0137-0358.2 650358 03.0520-4719.3 694719	BDX Ø 180 x 42 + HEB BOS Ø 180 x 42 + RZ / + Zub TopKit
			➡	11/07→; + ABS		03.0137-0498.2 650498 03.0520-4717.3 694717	TRW Ø 203 x 38 + HEB Ø 203 x 38 + RZ / + Zub TopKit
			➡	+ ABS		03.0137-0532.2 650532	BOS Ø 203 x 39 + HEB
1.4	55	09/98→05/05	➡	+ ABS; Automatikgetriebe		03.0137-0312.2 650312 03.0137-0532.2 650532 03.0520-3517.3 693517 03.0520-5017.3 695017	TRW Ø 203 x 38 BOS Ø 203 x 39 + HEB TRW Ø 203 x 39 + RZ / + Zub TopKit BOS Ø 203 x 39 + RZ / + Zub TopKit
			➡	+ ABS; Schaltgetriebe		03.0137-0312.2 650312 03.0137-0532.2 650532 03.0520-3517.3 693517	TRW Ø 203 x 38 BOS Ø 203 x 39 + HEB TRW Ø 203 x 39 + RZ / + Zub TopKit


























	kw			 	! #		
RENAULT - CLIO II (BB_, CB_) 03/98→12/16							
Bremsbackensatz							
1.4	55	09/98→05/05	➡	+ ABS; Schaltgetriebe		03.0520-5017.3 695017	BOS Ø 203 x 39 + RZ / + Zub TopKit
			➡	- ABS; Schaltgetriebe		03.0137-0358.2 650358 03.0520-4719.3 694719	BDX Ø 180 x 42 + HEB BOS Ø 180 x 42 + RZ / + Zub TopKit
			➡	- ABS		03.0137-0358.2 650358 03.0520-4719.3 694719	BDX Ø 180 x 42 + HEB BOS Ø 180 x 42 + RZ / + Zub TopKit
1.4 16V	70	10/99→09/04	➡	→ 07/00		03.0137-0312.2 650312 03.0137-0532.2 650532 03.0520-3517.3 693517 03.0520-5017.3 695017	TRW Ø 203 x 38 BOS Ø 203 x 39 + HEB TRW Ø 203 x 39 + RZ / + Zub TopKit BOS Ø 203 x 39 + RZ / + Zub TopKit
1.4 16V 1.5 dCi 1.6 1.6 Hi-Flex	72 48 - 50 81 86	02/00→07/08 06/01→12/12 11/04→02/09 01/05→02/10	➡	→ 10/07		03.0137-0312.2 650312 03.0520-3517.3 693517 03.0520-5017.3 695017	TRW Ø 203 x 38 TRW Ø 203 x 39 + RZ / + Zub TopKit BOS Ø 203 x 39 + RZ / + Zub TopKit
			➡	11/07→		03.0137-0498.2 650498 03.0520-4717.3 694717	TRW Ø 203 x 38 + HEB Ø 203 x 38 + RZ / + Zub TopKit
			➡			03.0137-0532.2 650532	BOS Ø 203 x 39 + HEB
1.5 dCi 1.6 1.6 16V 1.6 Flex	42 - 74 66 79 81	06/01→12/06 09/98→05/05 09/98→04/05 05/00→12/06	➡			03.0137-0312.2 650312 03.0137-0532.2 650532 03.0520-3517.3 693517 03.0520-5017.3 695017	TRW Ø 203 x 38 BOS Ø 203 x 39 + HEB TRW Ø 203 x 39 + RZ / + Zub TopKit BOS Ø 203 x 39 + RZ / + Zub TopKit
			➡				
			➡				
1.9 D	47 - 48	09/98→05/05	➡	+ ABS; für Fahrzeuge mit Klimaanlage		03.0137-0312.2 650312 03.0137-0532.2 650532 03.0520-3517.3 693517 03.0520-5017.3 695017	TRW Ø 203 x 38 BOS Ø 203 x 39 + HEB TRW Ø 203 x 39 + RZ / + Zub TopKit BOS Ø 203 x 39 + RZ / + Zub TopKit
			➡	- ABS; für Fahrzeuge ohne Klimaanlage		03.0137-0358.2 650358 03.0520-4719.3 694719	BDX Ø 180 x 42 + HEB BOS Ø 180 x 42 + RZ / + Zub TopKit
1.9 dTi	59	12/99→05/05	➡	02/00→		03.0137-0312.2 650312 03.0137-0532.2 650532 03.0520-3517.3 693517 03.0520-5017.3 695017	TRW Ø 203 x 38 BOS Ø 203 x 39 + HEB TRW Ø 203 x 39 + RZ / + Zub TopKit BOS Ø 203 x 39 + RZ / + Zub TopKit
Seilzug, Feststellbremse							
1.0 1.2 1.2 LPG	40 43 44	02/00→05/01 09/98→02/10 03/99→05/01		+ ABS; Trommelbremse; <input type="checkbox"/>		24.3727-1046.2 581046	L= 1.355
				+ ABS; Trommelbremse; <input type="checkbox"/>		24.3727-1047.2 581047	L= 1.277
				- ABS; Trommelbremse; <input type="checkbox"/>		24.3727-1048.2 581048	L= 1.343
				- ABS; Trommelbremse; <input type="checkbox"/>		24.3727-1049.2 581049	L= 1.263
1.2 16V	55	06/01→08/16		- ESP; → 12/12; Trommelbremse; <input type="checkbox"/>		24.3727-1060.2 581060	L= 1.415
				- ESP; → 12/12; Trommelbremse; <input type="checkbox"/>		24.3727-1061.2 581061	L= 1.335
				- ABS; → 12/12; Trommelbremse; <input type="checkbox"/>		24.3727-1066.2 581066	L= 1.402
				- ABS; → 12/12; Trommelbremse; <input type="checkbox"/>		24.3727-1067.2 581067	L= 1.321
1.2 LPG	43	09/98→06/09		+ ABS; Trommelbremse; <input type="checkbox"/>		24.3727-1046.2 581046	L= 1.355
				+ ABS; Trommelbremse; <input type="checkbox"/>		24.3727-1047.2 581047	L= 1.277
				- ABS; Trommelbremse; <input type="checkbox"/>		24.3727-1048.2 581048	L= 1.343
				- ABS; Trommelbremse; <input type="checkbox"/>		24.3727-1066.2 581066	L= 1.402
				- ABS; Trommelbremse; <input type="checkbox"/>		24.3727-1049.2 581049 24.3727-1067.2 581067	L= 1.263 L= 1.321
1.4	55	09/98→05/05		+ ABS; Trommelbremse; <input type="checkbox"/>		24.3727-1046.2 581046	L= 1.355
				- ABS; Automatikgetriebe; Trommelbremse; <input type="checkbox"/>		24.3727-1046.2 581046	L= 1.355
				+ ABS; Trommelbremse; <input type="checkbox"/>		24.3727-1047.2 581047	L= 1.277
				- ABS; Automatikgetriebe; Trommelbremse; <input type="checkbox"/>		24.3727-1047.2 581047	L= 1.277
→							












	kw			 	! #		
RENAULT - CLIO II (BB_, CB_) 03/98→12/16							
Seilzug, Feststellbremse							
1.4	55	09/98→05/05		- ABS; Schaltgetriebe; Trommelbremse; <input type="checkbox"/>		24.3727-1048.2 581048	L= 1.343
				- ABS; Trommelbremse; <input type="checkbox"/>		24.3727-1048.2 581048	L= 1.343
				- ABS; Trommelbremse; <input type="checkbox"/>		24.3727-1049.2 581049	L= 1.263
				- ABS; Schaltgetriebe; Trommelbremse; <input type="checkbox"/>		24.3727-1049.2 581049	L= 1.263
1.4 16V	70	10/99→09/04		→ 07/00; Trommelbremse; <input type="checkbox"/>		24.3727-1046.2 581046	L= 1.355
				→ 07/00; Trommelbremse; <input type="checkbox"/>		24.3727-1047.2 581047	L= 1.277
1.4 16V 1.6	72 66 -	02/00→07/08 09/98→02/09		Trommelbremse; <input type="checkbox"/>		24.3727-1046.2 581046	L= 1.355
1.6 16V 1.6 Flex 1.6 Hi-Flex	81 79 81 86	09/98→04/05 05/00→12/06 01/05→02/10		Trommelbremse; <input type="checkbox"/>		24.3727-1047.2 581047	L= 1.277
1.5 dCi	42 - 50	06/01→12/12		- ESP; Trommelbremse; <input type="checkbox"/>		24.3727-1060.2 581060	L= 1.415
				- ESP; Trommelbremse; <input type="checkbox"/>		24.3727-1061.2 581061	L= 1.335
				- ABS; Trommelbremse; <input type="checkbox"/>		24.3727-1066.2 581066	L= 1.402
				- ABS; Trommelbremse; <input type="checkbox"/>		24.3727-1067.2 581067	L= 1.321
1.5 dCi	59 - 74	06/01→04/05		- ABS; Trommelbremse; <input type="checkbox"/>		24.3727-1060.2 581060	L= 1.415
				- ABS; Trommelbremse; <input type="checkbox"/>		24.3727-1061.2 581061	L= 1.335
				+ ABS; Trommelbremse; <input type="checkbox"/>		24.3727-1066.2 581066	L= 1.402
				+ ABS; Trommelbremse; <input type="checkbox"/>		24.3727-1067.2 581067	L= 1.321
1.9 D	47 - 48	09/98→05/05		+ ABS; für Fahrzeuge mit Klimaanlage; Trommelbremse; <input type="checkbox"/>		24.3727-1046.2 581046	L= 1.355
				+ ABS; für Fahrzeuge mit Klimaanlage; Trommelbremse; <input type="checkbox"/>		24.3727-1047.2 581047	L= 1.277
				- ABS; für Fahrzeuge ohne Klimaanlage; Trommelbremse; <input type="checkbox"/>		24.3727-1048.2 581048	L= 1.343
				- ABS; für Fahrzeuge ohne Klimaanlage; Trommelbremse; <input type="checkbox"/>		24.3727-1049.2 581049	L= 1.263
1.9 dTi	59	12/99→05/05		02/00→; Trommelbremse; <input type="checkbox"/>		24.3727-1046.2 581046	L= 1.355
				02/00→; Trommelbremse; <input type="checkbox"/>		24.3727-1047.2 581047	L= 1.277
RENAULT - CLIO II Kasten/Schrägheck (SB0/1/2_) 09/98→							
Radbremszylinder							
1.2	44	03/99→10/03	➡	- ABS		24.3219-1722.3 020426	BDX GG
1.2	43	09/98→	➡	+ ABS; → 12/12		24.3217-1710.3 020420	TRW GG
						24.3217-1711.3 020449	BOS ALU
			➡	- ABS; → 12/12		24.3219-1722.3 020426	BDX GG
1.5 dCi	48 - 60	06/01→	➡	→ 12/12		24.3217-1710.3 020420	TRW GG
						24.3217-1711.3 020449	BOS ALU
1.5 dCi 1.9 D	59 40 -	06/01→10/04 03/99→05/01	➡			24.3217-1710.3 020420	TRW GG
1.9 DTi	48	03/99→05/01				24.3217-1711.3 020449	BOS ALU
1.9 DTi	59	02/00→05/01					
1.5 dCi	47	06/05→12/10	➡	→ 10/07	2	24.3217-1710.3 020420	TRW GG
			➡		2	24.3217-1711.3 020449	BOS ALU
			➡	11/07→	2	24.3217-1727.3 020524	ALU
1.6	79	11/03→	➡	→ 04/05		24.3217-1710.3 020420	TRW GG
						24.3217-1711.3 020449	BOS ALU
1.9 D	47	09/98→	➡	→ 12/12		24.3217-1710.3 020420	TRW GG
						24.3217-1711.3 020449	BOS ALU
						24.3219-1722.3 020426	BDX GG
Zubehörsatz, Bremsbacken							
1.2	43	09/98→	➡	- ABS; → 12/12		03.0137-9088.2 669088	BDX
			➡	+ ABS; → 12/12		03.0137-9158.2 669158	TRW
						03.0137-9274.2 669274	BOS
1.5 dCi	48 - 60	06/01→	➡	→ 12/12		03.0137-9158.2 669158	TRW
						03.0137-9274.2 669274	BOS
1.5 dCi 1.9 D	59 40 -	06/01→10/04 03/99→05/01	➡			03.0137-9158.2 669158	TRW
1.9 DTi	48	03/99→05/01				03.0137-9274.2 669274	BOS
1.9 DTi	59	02/00→05/01					
1.5 dCi	47	06/05→12/10	➡	- ABS		03.0137-9088.2 669088	BDX
→							












	kW			 	! #		
RENAULT - CLIO II Kasten/Schrägheck (SB0/1/2_) 09/98→							
Zubehörsatz, Bremsbacken							
1.5 dCi	47	06/05→12/10	➡	+ ABS; → 10/07		03.0137-9158.2 669158	TRW
			➡	+ ABS		03.0137-9274.2 669274	BOS
			➡	11/07→; + ABS		03.0137-9278.2 669278	
1.6	79	11/03→	➡	→ 04/05		03.0137-9158.2 669158	TRW
						03.0137-9274.2 669274	BOS
1.9 D	47	09/98→	➡	→ 12/12		03.0137-9088.2 669088	BDX
						03.0137-9158.2 669158	TRW
						03.0137-9274.2 669274	BOS
 Bremstrommel							
1.2	43	09/98→	➡	- ABS; → 12/12		24.0218-0032.1 480118	Ø 208 x 53,5 / 181 - RLG
						24.0218-0732.2 480207	Ø 208 x 53,5 / 181 + RLG
			➡	+ ABS; → 12/12		24.0220-3037.1 480308	Ø 234 x 48 / 204,5 - RLG / - ABS Ring
						24.0220-3721.2 480213	Ø 234 x 48 / 204,5 + RLG / + ABS Ring
1.5 dCi	48 - 60	06/01→	➡	→ 12/12		24.0220-3037.1 480308	Ø 234 x 48 / 204,5 - RLG / - ABS Ring
						24.0220-3721.2 480213	Ø 234 x 48 / 204,5 + RLG / + ABS Ring
1.5 dCi 1.9 D	59 40 -	06/01→10/04 03/99→05/01	➡			24.0220-3037.1 480308	Ø 234 x 48 / 204,5 - RLG / - ABS Ring
						24.0220-3721.2 480213	Ø 234 x 48 / 204,5 + RLG / + ABS Ring
1.9 DTi	48 59	02/00→05/01	➡			24.0220-3037.1 480308	Ø 234 x 48 / 204,5 - RLG / - ABS Ring
						24.0220-3721.2 480213	Ø 234 x 48 / 204,5 + RLG / + ABS Ring
1.5 dCi	47	06/05→12/10	➡	- ABS		24.0218-0032.1 480118	Ø 208 x 53,5 / 181 - RLG
						24.0218-0732.2 480207	Ø 208 x 53,5 / 181 + RLG
			➡			24.0220-3037.1 480308	Ø 234 x 48 / 204,5 - RLG / - ABS Ring
1.9 D	47	09/98→	➡	→ 12/12		24.0218-0032.1 480118	Ø 208 x 53,5 / 181 - RLG
						24.0218-0732.2 480207	Ø 208 x 53,5 / 181 + RLG
						24.0220-3037.1 480308	Ø 234 x 48 / 204,5 - RLG / - ABS Ring
						24.0220-3721.2 480213	Ø 234 x 48 / 204,5 + RLG / + ABS Ring
 Bremsbackensatz							
1.2	43	09/98→	➡	+ ABS; → 12/12		03.0137-0312.2 650312	TRW Ø 203 x 38
						03.0137-0532.2 650532	BOS Ø 203 x 39 + HEB
			➡	- ABS; → 12/12		03.0137-0358.2 650358	BDX Ø 180 x 42 + HEB
			➡	→ 06/05; + ABS		03.0520-3517.3 693517	TRW Ø 203 x 39 + RZ / + Zub TopKit
						03.0520-5017.3 695017	BOS Ø 203 x 39 + RZ / + Zub TopKit
			➡	→ 06/05; - ABS		03.0520-4719.3 694719	BOS Ø 180 x 42 + RZ / + Zub TopKit
1.5 dCi	48 - 50	06/01→	➡	→ 12/12		03.0137-0312.2 650312	TRW Ø 203 x 38
						03.0137-0532.2 650532	BOS Ø 203 x 39 + HEB
			➡	→ 06/05		03.0520-3517.3 693517	TRW Ø 203 x 39 + RZ / + Zub TopKit
						03.0520-5017.3 695017	BOS Ø 203 x 39 + RZ / + Zub TopKit
1.5 dCi 1.9 D	59 40 -	06/01→10/04 03/99→05/01	➡			03.0137-0312.2 650312	TRW Ø 203 x 38
						03.0137-0532.2 650532	BOS Ø 203 x 39 + HEB
1.9 DTi	48 59	02/00→05/01	➡			03.0520-3517.3 693517	TRW Ø 203 x 39 + RZ / + Zub TopKit
						03.0520-5017.3 695017	BOS Ø 203 x 39 + RZ / + Zub TopKit
1.5 dCi	60	11/03→	➡	→ 12/12		03.0137-0312.2 650312	TRW Ø 203 x 38
						03.0137-0532.2 650532	BOS Ø 203 x 39 + HEB
			➡	→ 09/05		03.0520-3517.3 693517	TRW Ø 203 x 39 + RZ / + Zub TopKit
						03.0520-5017.3 695017	BOS Ø 203 x 39 + RZ / + Zub TopKit
1.5 dCi	47	06/05→12/10	➡	+ ABS; → 10/07		03.0137-0312.2 650312	TRW Ø 203 x 38
						03.0520-3517.3 693517	TRW Ø 203 x 39 + RZ / + Zub TopKit
→							

	kw					! #		
RENAULT - CLIO II Kasten/Schrägheck (SB0/1/2_) 09/98→								
 Bremsbackensatz								
1.5 dCi	47	06/05→12/10	➡	+ ABS; → 10/07			03.0520-5017.3 695017	BOS Ø 203 x 39 + RZ / + Zub TopKit
			➡	- ABS			03.0137-0358.2 650358 03.0520-4719.3 694719	BDX Ø 180 x 42 + HEB BOS Ø 180 x 42 + RZ / + Zub TopKit
			➡	11/07→; + ABS			03.0137-0498.2 650498 03.0520-4717.3 694717	TRW Ø 203 x 38 + HEB Ø 203 x 38 + RZ / + Zub TopKit
			➡	+ ABS			03.0137-0532.2 650532	BOS Ø 203 x 39 + HEB
1.6	79	11/03→	➡	→ 04/05			03.0137-0312.2 650312 03.0137-0532.2 650532 03.0520-3517.3 693517	TRW Ø 203 x 38 BOS Ø 203 x 39 + HEB TRW Ø 203 x 39 + RZ / + Zub TopKit
			➡	→ 12/12			03.0137-0312.2 650312 03.0137-0358.2 650358 03.0137-0532.2 650532	TRW Ø 203 x 38 BDX Ø 180 x 42 + HEB BOS Ø 203 x 39 + HEB
			➡	→ 06/05			03.0520-3517.3 693517 03.0520-4719.3 694719 03.0520-5017.3 695017	TRW Ø 203 x 39 + RZ / + Zub TopKit BOS Ø 180 x 42 + RZ / + Zub TopKit BOS Ø 203 x 39 + RZ / + Zub TopKit
 Seilzug, Feststellbremse								
1.2 1.9 D	43 47	09/98→ 09/98→		+ ABS; → 12/12; Trommelbremse; <input type="checkbox"/>			24.3727-1046.2 581046	L= 1.355
				+ ABS; → 12/12; Trommelbremse; <input type="checkbox"/>			24.3727-1047.2 581047	L= 1.277
				- ABS; → 12/12; Trommelbremse; <input type="checkbox"/>			24.3727-1048.2 581048	L= 1.343
1.5 dCi	48 - 60	06/01→		- ESP; → 12/12; Trommelbremse; <input type="checkbox"/>			24.3727-1060.2 581060	L= 1.415
				- ESP; → 12/12; Trommelbremse; <input type="checkbox"/>			24.3727-1061.2 581061	L= 1.335
				- ABS; → 12/12; Trommelbremse; <input type="checkbox"/>			24.3727-1066.2 581066	L= 1.402
				- ABS; → 12/12; Trommelbremse; <input type="checkbox"/>			24.3727-1067.2 581067	L= 1.321
1.5 dCi	59	06/01→10/04		- ESP; Trommelbremse; <input type="checkbox"/>			24.3727-1060.2 581060	L= 1.415
				- ESP; Trommelbremse; <input type="checkbox"/>			24.3727-1061.2 581061	L= 1.335
				- ABS; Trommelbremse; <input type="checkbox"/>			24.3727-1066.2 581066	L= 1.402
				- ABS; Trommelbremse; <input type="checkbox"/>			24.3727-1067.2 581067	L= 1.321
1.6	79	11/03→		→ 04/05; Trommelbremse; <input type="checkbox"/>			24.3727-1060.2 581060	L= 1.415
				→ 04/05; Trommelbremse; <input type="checkbox"/>			24.3727-1061.2 581061	L= 1.335
1.9 D 1.9 DTi	40 - 48 59	03/99→05/01 02/00→05/01		Trommelbremse; <input type="checkbox"/>			24.3727-1046.2 581046	L= 1.355
				Trommelbremse; <input type="checkbox"/>			24.3727-1047.2 581047	L= 1.277
RENAULT - CLIO III (BR0/1, CR0/1) 01/05→12/14								
 Radbremszylinder								
1.2 1.2 16V 1.2 16V Hi-Flex 1.2 Ethanol 1.4 16V 1.5 dCi	57 43 - 58 55 55 72 50 - 76	10/05→12/12 06/05→12/14	➡				24.3219-1755.3 020508	ALU
			➡	→ 12/12			24.3219-1755.3 020508	ALU
			➡	- ABS			24.3219-1755.3 020508	ALU
			➡	→ 10/06			24.3219-1755.3 020508	ALU
			➡				03.0137-9280.2 669280	
			➡	→ 12/12			03.0137-9280.2 669280	
Zubehörsatz, Bremsbacken								
1.2 1.2 16V 1.2 16V Hi-Flex 1.2 Ethanol 1.4 16V 1.5 dCi	57 43 - 58 55 55 72 50 - 76	10/05→12/12 06/05→12/14	➡				03.0137-9280.2 669280	
			➡	→ 12/12			03.0137-9280.2 669280	
			➡				03.0137-9280.2 669280	
			➡	→ 12/12			03.0137-9280.2 669280	
			➡				03.0137-9280.2 669280	
			➡	→ 12/12			03.0137-9280.2 669280	














	kw					! #		
RENAULT - CLIO III (BR0/1, CR0/1) 01/05→12/14								
Zubehörsatz, Bremsbacken								
1.5 dCi	55 - 65	08/10→12/14	➡	→ 12/12			03.0137-9280.2 669280	
1.5 dCi	47	06/05→12/12	➡	- ABS			03.0137-9280.2 669280	
1.5 dCi	48	05/05→07/10	➡	→ 10/06			03.0137-9280.2 669280	
 Bremstrommel								
1.2 1.2 16V 1.2 16V Hi-Flex 1.2 Ethanol 1.4 16V 1.5 dCi	57 43 - 58 55 55 72 50 - 76	10/05→12/12 06/05→12/14 07/08→12/14 07/08→12/12 06/05→12/12 06/05→12/12	➡				24.0220-3033.1 480195	Ø 237 x 50,5 / 204,5 - RLG / - ABS Ring
1.2 16V 1.5 dCi	55 - 76 55 - 65	06/05→12/14 08/10→12/14	➡	→ 12/12			24.0220-3033.1 480195	Ø 237 x 50,5 / 204,5 - RLG / - ABS Ring
1.5 dCi	47	06/05→12/12	➡	- ABS			24.0220-3033.1 480195	Ø 237 x 50,5 / 204,5 - RLG / - ABS Ring
1.5 dCi	48	05/05→07/10	➡	→ 10/06			24.0220-3033.1 480195	Ø 237 x 50,5 / 204,5 - RLG / - ABS Ring
 Bremsbackensatz								
1.2 1.2 16V 1.2 16V Hi-Flex 1.2 Ethanol 1.4 16V 1.5 dCi	57 43 - 58 55 55 72 50 - 76	10/05→12/12 06/05→12/14 07/08→12/14 07/08→12/12 06/05→12/12 06/05→12/12	➡				03.0137-0454.2 650454 03.0520-6419.3 696419	AP Ø 203 x 38 + HEB AP Ø 203 x 38 + RZ / + Zub TopKit
1.2 16V 1.5 dCi	55 - 76 55 - 65	06/05→12/14 08/10→12/14	➡	→ 12/12			03.0137-0454.2 650454 03.0520-6419.3 696419	AP Ø 203 x 38 + HEB AP Ø 203 x 38 + RZ / + Zub TopKit
1.5 dCi	47	06/05→12/12	➡	- ABS			03.0137-0454.2 650454 03.0520-6419.3 696419	AP Ø 203 x 38 + HEB AP Ø 203 x 38 + RZ / + Zub TopKit
1.5 dCi	48	05/05→07/10	➡	→ 10/06			03.0137-0454.2 650454 03.0520-6419.3 696419	AP Ø 203 x 38 + HEB AP Ø 203 x 38 + RZ / + Zub TopKit
 Seilzug, Feststellbremse								
1.2 1.2 16V 1.2 16V Hi-Flex 1.2 Ethanol 1.4 16V 1.5 dCi	57 43 - 58 55 55 72 50 - 76	10/05→12/12 06/05→12/14 07/08→12/14 07/08→12/12 06/05→12/12 06/05→12/12		Trommelbremse; <input type="checkbox"/>			24.3727-1078.2 581078 24.3727-1079.2 581079	L= 1.451 L= 1.587
1.2 16V 1.5 dCi	76 55 - 65	09/10→12/14 08/10→12/14		→ 12/12; Trommelbremse; <input type="checkbox"/>			24.3727-1078.2 581078 24.3727-1079.2 581079	L= 1.451 L= 1.587
				→ 12/12; Felgengröße [Zoll]: 16; Trommelbremse; <input type="checkbox"/>			24.3727-1090.2 581090	L= 1.572
				→ 12/12; Felgengröße [Zoll]: 16; <input type="checkbox"/>			24.3727-1091.2 581091	L= 1.440
1.2 16V 1.6 16V GT 1.5 dCi	55 - 74 94 48	06/05→12/14 06/09→12/14 05/05→07/10		→ 12/12; Trommelbremse; <input type="checkbox"/>			24.3727-1078.2 581078 24.3727-1079.2 581079	L= 1.451 L= 1.587
				→ 10/06; Trommelbremse; <input type="checkbox"/>			24.3727-1078.2 581078 24.3727-1079.2 581079	L= 1.451 L= 1.587
2.0 16V Sport	148	09/08→12/14		04/09→; - ABS; → 12/12; Trommelbremse; <input type="checkbox"/>			24.3727-1078.2 581078 24.3727-1079.2 581079	L= 1.451 L= 1.587
				04/09→; + ABS; → 12/12; Scheibenbremse; <input type="checkbox"/>			24.3727-1092.2 581092 24.3727-1093.2 581093	L= 1.458 L= 1.596
2.0 16V Sport	145	02/06→12/12		- ABS; Trommelbremse; <input type="checkbox"/>			24.3727-1078.2 581078 24.3727-1079.2 581079 24.3727-1092.2 581092	L= 1.451 L= 1.587 L= 1.458
→								















	kw			 	! #		
RENAULT - CLIO III (BR0/1, CR0/1) 01/05→12/14							
 Seilzug, Feststellbremse							
2.0 16V Sport	145	02/06→12/12		+ ABS; Scheibenbremse; <input type="checkbox"/>		24.3727-1093.2 581093	L= 1.596
RENAULT - CLIO III Grandtour (KR0/1_) 11/07→							
 Radbremszylinder							
1.2 16V	58 - 76	11/07→12/14	➔	+ ESP / - ESP	2	24.3219-1755.3 020508	ALU
1.5 dCi	48 - 76	11/07→12/12					
1.2 16V	55	02/08→12/14	➔	- ESP	2	24.3219-1755.3 020508	ALU
1.2 16V Hi-Flex	55 - 58	11/07→12/14					
1.4 16V	72	11/07→12/12					
1.5 dCi	78	02/08→12/12					
1.6 16V	80 - 94	11/07→12/12					
Zubehörsatz, Bremsbacken							
1.2 16V	58 - 76	11/07→12/14	➔	+ ESP / - ESP		03.0137-9280.2 669280	
1.5 dCi	48 - 76	11/07→12/12					
1.2 16V	55	02/08→12/14	➔	- ESP		03.0137-9280.2 669280	
1.2 16V Hi-Flex	55 - 58	11/07→12/14					
1.4 16V	72	11/07→12/12					
1.5 dCi	78	02/08→12/12					
1.6 16V	80 - 94	11/07→12/12					
 Bremstrommel							
1.2 16V	55 - 76	11/07→12/14	➔	- ESP		24.0220-3033.1 480195	Ø 237 x 50,5 / 204,5 - RLG / - ABS Ring
1.2 16V Hi-Flex	55 - 58	11/07→12/14					
1.5 dCi	48 - 78	11/07→12/12					
1.6 16V	80 - 82	11/07→12/12					
 Bremsbackensatz							
1.2 16V	58 - 76	11/07→12/14	➔	+ ESP		03.0137-0454.2 650454	AP Ø 203 x 38 + HEB
1.5 dCi	48 - 76	11/07→12/12	➔	- ESP		03.0520-6419.3 696419	AP Ø 203 x 38 + RZ / + Zub TopKit
1.2 16V	55	02/08→12/14	➔			03.0137-0454.2 650454	AP Ø 203 x 38 + HEB
1.2 16V Hi-Flex	55 - 58	11/07→12/14	➔	- ESP		03.0520-6419.3 696419	AP Ø 203 x 38 + RZ / + Zub TopKit
1.4 16V	72	11/07→12/12					
1.5 dCi	78	02/08→12/12					
1.6 16V	80 - 94	11/07→12/12					
 Seilzug, Feststellbremse							
1.2 16V	55 - 76	11/07→12/14		- ESP; Trommelbremse; <input type="checkbox"/>		24.3727-1078.2 581078	L= 1.451
1.2 16V Hi-Flex	55 - 58	11/07→12/14		Trommelbremse; <input type="checkbox"/>		24.3727-1079.2 581079	L= 1.587
	58			+ ESP; Scheibenbremse; <input type="checkbox"/>		24.3727-3600.2 583600	L= 1.322
1.4 16V	72	11/07→12/12		+ ESP; Scheibenbremse; <input type="checkbox"/>		24.3727-3601.2 583601	L= 1.448
1.5 dCi	50 - 78	11/07→12/12					
1.5 dCi	48 - 65	11/07→12/12		- ESP; Trommelbremse; <input type="checkbox"/>		24.3727-1090.2 581090	L= 1.572
1.6 16V	94	11/07→12/12		- ESP; Trommelbremse; <input type="checkbox"/>		24.3727-1091.2 581091	L= 1.440
				+ ESP; Scheibenbremse; <input type="checkbox"/>		24.3727-3600.2 583600	L= 1.322
				+ ESP; Scheibenbremse; <input type="checkbox"/>		24.3727-3601.2 583601	L= 1.448
1.6 16V	80 - 82	11/07→12/12		- ESP; Trommelbremse; <input type="checkbox"/>		24.3727-1078.2 581078	L= 1.451
				Trommelbremse; <input type="checkbox"/>		24.3727-1079.2 581079	L= 1.587
RENAULT - CLIO III Kasten/Schrägheck (SB_, SR_) 06/05→							
 Radbremszylinder							
1.2	55	11/05→12/14	➔	→ 12/12		24.3219-1755.3 020508	ALU
1.5 dCi	65	08/10→12/14					
1.2	74	11/07→12/11	➔			24.3219-1755.3 020508	ALU
1.5 dCi	50 - 63	06/05→12/14					
1.2 Hi-Flex	58	11/07→12/09	➔	- ESP		24.3219-1755.3 020508	ALU
→							





















	kw					! #		
RENAULT - CLIO III Kasten/Schrägheck (SB_, SR_) 06/05→								
Zubehörsatz, Bremsbacken								
1.2 1.5 dCi	55 65	11/05→12/14 08/10→12/14	➡	→ 12/12			03.0137-9280.2 669280	
1.2 1.5 dCi	74 50 - 63	11/07→12/11 06/05→12/14	➡				03.0137-9280.2 669280	
1.2 Hi-Flex	58	11/07→12/09	➡	- ESP			03.0137-9280.2 669280	
 Bremstrommel								
1.2 1.5 dCi	55 65	11/05→12/14 08/10→12/14	➡	→ 12/12			24.0220-3033.1 480195	Ø 237 x 50,5 / 204,5 - RLG / - ABS Ring
1.2 1.5 dCi	74 50 - 63	11/07→12/11 06/05→12/14	➡				24.0220-3033.1 480195	Ø 237 x 50,5 / 204,5 - RLG / - ABS Ring
1.2 Hi-Flex	58	11/07→12/09	➡	- ESP			24.0220-3033.1 480195	Ø 237 x 50,5 / 204,5 - RLG / - ABS Ring
 Bremsbackensatz								
1.2 1.5 dCi	55 65	11/05→12/14 08/10→12/14	➡	→ 12/12			03.0137-0454.2 650454 03.0520-6419.3 696419	AP Ø 203 x 38 + HEB AP Ø 203 x 38 + RZ / + Zub TopKit
1.2 1.5 dCi	74 50 - 63	11/07→12/11 06/05→12/14	➡				03.0137-0454.2 650454 03.0520-6419.3 696419	AP Ø 203 x 38 + HEB AP Ø 203 x 38 + RZ / + Zub TopKit
1.2 Hi-Flex	58	11/07→12/09	➡				03.0137-0454.2 650454	AP Ø 203 x 38 + HEB
			➡	- ESP			03.0520-6419.3 696419	AP Ø 203 x 38 + RZ / + Zub TopKit
 Seilzug, Feststellbremse								
1.2	55	11/05→12/14		→ 12/12; Trommelbremse; <input type="checkbox"/>			24.3727-1078.2 581078	L= 1.451
				→ 12/12; Trommelbremse; <input type="checkbox"/>			24.3727-1079.2 581079	L= 1.587
1.2 1.5 dCi	74 50 - 63	11/07→12/11 06/05→07/10		Trommelbremse; <input type="checkbox"/>			24.3727-1078.2 581078	L= 1.451
				Trommelbremse; <input type="checkbox"/>			24.3727-1079.2 581079	L= 1.587
1.2 Hi-Flex	58	11/07→12/09		- ESP; Trommelbremse; <input type="checkbox"/>			24.3727-1078.2 581078	L= 1.451
				Trommelbremse; <input type="checkbox"/>			24.3727-1079.2 581079	L= 1.587
				+ ESP; Scheibenbremse; <input type="checkbox"/>			24.3727-3600.2 583600	L= 1.322
				+ ESP; Scheibenbremse; <input type="checkbox"/>			24.3727-3601.2 583601	L= 1.448
1.5 dCi	55	08/10→12/14		Trommelbremse; <input type="checkbox"/>			24.3727-1078.2 581078	L= 1.451
				Trommelbremse; <input type="checkbox"/>			24.3727-1079.2 581079	L= 1.587
				Felgenreöße [Zoll]: 16; Trommelbremse; <input type="checkbox"/>			24.3727-1090.2 581090	L= 1.572
				Felgenreöße [Zoll]: 16; <input type="checkbox"/>			24.3727-1091.2 581091	L= 1.440
1.5 dCi	65	08/10→12/14		→ 12/12; Trommelbremse; <input type="checkbox"/>			24.3727-1078.2 581078	L= 1.451
				→ 12/12; Trommelbremse; <input type="checkbox"/>			24.3727-1079.2 581079	L= 1.587
				→ 12/12; Felgenreöße [Zoll]: 16; Trommelbremse; <input type="checkbox"/>			24.3727-1090.2 581090	L= 1.572
				→ 12/12; Felgenreöße [Zoll]: 16; <input type="checkbox"/>			24.3727-1091.2 581091	L= 1.440
RENAULT - CLIO IV (BH_) 11/12→								
 Radbremszylinder								
0.9 TCe 75 0.9 TCe 90 0.9 TCe 90 LPG 1.2 16V	56 66 66 54 - 55	05/18→ 11/12→ 06/16→ 11/12→	➡	Felgenreöße [Zoll]: 15 / 16	2		24.3217-1711.3 020449	BOS ALU
1.2 LPG 1.2 LPG 16V 1.5 dCi 75	53 54 55	01/14→ 11/12→06/15 11/12→	➡	Felgenreöße [Zoll]: 17	2		24.3219-1761.3 020536	ALU
1.2 TCe 120 1.5 dCi 110	87 - 88 81	03/13→ 06/16→	➡		2		24.3219-1761.3 020536	ALU
1.5 dCi 1.5 dCi 90	62 - 63 66	11/12→ 11/12→	➡	Schaltgetriebe; Felgenreöße [Zoll]: 15 / 16	2		24.3217-1711.3 020449	BOS ALU
			➡	Automatikgetriebe; Felgenreöße [Zoll]: 17	2		24.3219-1761.3 020536	ALU
Zubehörsatz, Bremsbacken								
0.9 TCe 75 0.9 TCe 90 0.9 TCe 90 LPG →	56 66 66	05/18→ 11/12→ 06/16→	➡	Felgenreöße [Zoll]: 17			03.0137-9228.2 669228	BDX
			➡	Felgenreöße [Zoll]: 15 / 16			03.0137-9274.2 669274	BOS






















	kw					! #		
RENAULT - CLIO IV (BH_) 11/12→								
Zubehörsatz, Bremsbacken								
1.2 16V	54 - 55	11/12→	➔	Felgenreöße [Zoll]: 17		03.0137-9228.2	669228	BDX
1.2 LPG	53	01/14→	➔	Felgenreöße [Zoll]: 15 / 16		03.0137-9274.2	669274	BOS
1.2 LPG 16V	54	11/12→06/15						
1.5 dCi 75	55	11/12→						
1.2 TCe 120	87 - 88	03/13→	➔			03.0137-9228.2	669228	BDX
1.5 dCi 110	81	06/16→						
1.5 dCi	62 - 63	11/12→	➔	Automatikgetriebe; Felgenreöße [Zoll]: 17		03.0137-9228.2	669228	BDX
1.5 dCi 90	66	11/12→	➔	Schaltgetriebe; Felgenreöße [Zoll]: 15 / 16		03.0137-9274.2	669274	BOS
 Bremsbackensatz								
0.9 TCe 75	56	05/18→	➔	Felgenreöße [Zoll]: 17		03.0137-0496.2	650496	BDX Ø 228 x 42 + HEB
0.9 TCe 90	66	11/12→				03.0520-7919.3	697919	Ø 228 x 42 + RZ / + Zub TopKit
0.9 TCe 90 LPG	66	06/16→						
1.2 16V	54 - 55	11/12→	➔	Felgenreöße [Zoll]: 15 / 16		03.0137-0532.2	650532	BOS Ø 203 x 39 + HEB
1.2 LPG	53	01/14→				03.0520-5017.3	695017	BOS Ø 203 x 39 + RZ / + Zub TopKit
1.2 LPG 16V	54	11/12→06/15						
1.5 dCi 75	55	11/12→						
1.2 TCe 120	87 - 88	03/13→	➔			03.0137-0496.2	650496	BDX Ø 228 x 42 + HEB
1.5 dCi 110	81	06/16→				03.0520-7919.3	697919	Ø 228 x 42 + RZ / + Zub TopKit
1.5 dCi	62 - 63	11/12→	➔	Automatikgetriebe; Felgenreöße [Zoll]: 17		03.0137-0496.2	650496	BDX Ø 228 x 42 + HEB
1.5 dCi 90	66	11/12→	➔	Schaltgetriebe; Felgenreöße [Zoll]: 15 / 16		03.0137-0532.2	650532	BOS Ø 203 x 39 + HEB
						03.0520-5017.3	695017	BOS Ø 203 x 39 + RZ / + Zub TopKit
 Seilzug, Feststellbremse								
0.9 TCe 75	56	05/18→		Trommelbremse; <input type="checkbox"/>		24.3727-1096.2	581096	L= 1.500
0.9 TCe 90 LPG	66	06/16→		Trommelbremse; <input type="checkbox"/>		24.3727-1097.2	581097	L= 1.623
1.2 TCe 120	87 - 88	03/13→						
1.5 dCi 110	81	06/16→						
0.9 TCe 90	66	11/12→		02/14→; Trommelbremse; <input type="checkbox"/>		24.3727-1096.2	581096	L= 1.500
				02/14→; Trommelbremse; <input type="checkbox"/>		24.3727-1097.2	581097	L= 1.623
				→ 01/14; Trommelbremse; <input type="checkbox"/>		24.3727-1098.2	581098	L= 1.485
				→ 01/14; Trommelbremse; <input type="checkbox"/>		24.3727-1099.2	581099	L= 1.610
1.2 16V	54 - 55	11/12→		Trommelbremse; <input type="checkbox"/>		24.3727-1098.2	581098	L= 1.485
1.2 LPG	53	01/14→		Trommelbremse; <input type="checkbox"/>		24.3727-1099.2	581099	L= 1.610
1.2 LPG 16V	54	11/12→06/15						
1.5 dCi 75	55	11/12→						
1.5 dCi	62 - 63	11/12→		Automatikgetriebe; Trommelbremse; <input type="checkbox"/>		24.3727-1096.2	581096	L= 1.500
1.5 dCi 90	66	11/12→		Automatikgetriebe; Trommelbremse; <input type="checkbox"/>		24.3727-1097.2	581097	L= 1.623
				Schaltgetriebe; Trommelbremse; <input type="checkbox"/>		24.3727-1098.2	581098	L= 1.485
				Schaltgetriebe; Trommelbremse; <input type="checkbox"/>		24.3727-1099.2	581099	L= 1.610
RENAULT - CLIO IV Grandtour (KH_) 11/12→								
 Radbremszylinder								
0.9 TCe 75	56	08/18→	➔		2	24.3219-1761.3	020536	ALU
0.9 TCe 90	66	01/13→						
1.2 16V	54	01/13→						
1.2 TCe 120	87 - 88	03/13→						
1.5 dCi 110	81	06/16→						
1.5 dCi 75	55	01/13→						
1.5 dCi 90	66	11/12→						
Zubehörsatz, Bremsbacken								
0.9 TCe 75	56	08/18→	➔			03.0137-9228.2	669228	BDX
0.9 TCe 90	66	01/13→						
1.2 16V	54	01/13→						
1.2 TCe 120	87 - 88	03/13→						
1.5 dCi 110	81	06/16→						
1.5 dCi 75	55	01/13→						
1.5 dCi 90	66	11/12→						
 Bremsbackensatz								
0.9 TCe 75	56	08/18→	➔			03.0137-0496.2	650496	BDX Ø 228 x 42 + HEB
0.9 TCe 90	66	01/13→						











	kw				! #		
RENAULT - CLIO IV Grandtour (KH_) 11/12→							
Bremsbackensatz							
1.2 16V 1.2 TCe 120	54 87 - 88	01/13→ 03/13→	➔			03.0520-7919.3 697919	Ø 228 x 42 + RZ / + Zub TopKit
1.5 dCi 110 1.5 dCi 75 1.5 dCi 90	81 55 66	06/16→ 01/13→ 11/12→					
Seilzug, Feststellbremse							
0.9 TCe 75 1.2 TCe 120	56 87 - 88	08/18→ 03/13→		Trommelbremse; <input type="checkbox"/>		24.3727-1096.2 581096	L= 1.500
				Trommelbremse; <input type="checkbox"/>		24.3727-1097.2 581097	L= 1.623
1.5 dCi 110	81	06/16→					
0.9 TCe 90	66	01/13→		02/14→; Trommelbremse; <input type="checkbox"/>		24.3727-1096.2 581096	L= 1.500
				02/14→; Trommelbremse; <input type="checkbox"/>		24.3727-1097.2 581097	L= 1.623
				→ 01/14; Trommelbremse; <input type="checkbox"/>		24.3727-1098.2 581098	L= 1.485
				→ 01/14; Trommelbremse; <input type="checkbox"/>		24.3727-1099.2 581099	L= 1.610
1.2 16V 1.5 dCi 75	54 55	01/13→ 01/13→		Trommelbremse; <input type="checkbox"/>		24.3727-1098.2 581098	L= 1.485
				Trommelbremse; <input type="checkbox"/>		24.3727-1099.2 581099	L= 1.610
1.5 dCi 90	66	11/12→		Automatikgetriebe; Trommelbremse; <input type="checkbox"/>		24.3727-1096.2 581096	L= 1.500
				Automatikgetriebe; Trommelbremse; <input type="checkbox"/>		24.3727-1097.2 581097	L= 1.623
				Schaltgetriebe; Trommelbremse; <input type="checkbox"/>		24.3727-1098.2 581098	L= 1.485
				Schaltgetriebe; Trommelbremse; <input type="checkbox"/>		24.3727-1099.2 581099	L= 1.610
RENAULT - CLIO IV Kasten/Kombi (KH_) 01/13→							
Radbremszylinder							
0.9 TCe 90 1.5 dCi 75 1.5 dCi 90	66 55 66	01/14→ 01/14→ 01/14→	➔			24.3219-1761.3 020536	ALU
Zubehörsatz, Bremsbacken							
0.9 TCe 90 1.5 dCi 75 1.5 dCi 90	66 55 66	01/14→ 01/14→ 01/14→	➔			03.0137-9228.2 669228	BDX
Bremsbackensatz							
0.9 TCe 90 1.5 dCi 75 1.5 dCi 90	66 55 66	01/14→ 01/14→ 01/14→	➔			03.0137-0496.2 650496 03.0520-7919.3 697919	BDX Ø 228 x 42 + HEB Ø 228 x 42 + RZ / + Zub TopKit
Seilzug, Feststellbremse							
0.9 TCe 90	66	01/14→		02/14→; Trommelbremse; <input type="checkbox"/>		24.3727-1096.2 581096	L= 1.500
				02/14→; Trommelbremse; <input type="checkbox"/>		24.3727-1097.2 581097	L= 1.623
				→ 01/14; Trommelbremse; <input type="checkbox"/>		24.3727-1098.2 581098	L= 1.485
				→ 01/14; Trommelbremse; <input type="checkbox"/>		24.3727-1099.2 581099	L= 1.610
1.5 dCi 75	55	01/14→		Trommelbremse; <input type="checkbox"/>		24.3727-1098.2 581098	L= 1.485
				Trommelbremse; <input type="checkbox"/>		24.3727-1099.2 581099	L= 1.610
1.5 dCi 90	66	01/14→		Automatikgetriebe; Trommelbremse; <input type="checkbox"/>		24.3727-1096.2 581096	L= 1.500
				Automatikgetriebe; Trommelbremse; <input type="checkbox"/>		24.3727-1097.2 581097	L= 1.623
				Schaltgetriebe; Trommelbremse; <input type="checkbox"/>		24.3727-1098.2 581098	L= 1.485
				Schaltgetriebe; Trommelbremse; <input type="checkbox"/>		24.3727-1099.2 581099	L= 1.610
RENAULT - CLIO IV Kasten/Schrägheck (BH_) 01/14→							
Radbremszylinder							
0.9 TCe 90 0.9 TCe 90 LPG 1.2 16V	66 66 54 - 55	01/14→ 08/15→ 01/14→	➔	Felgenreöße [Zoll]: 15 / 16		24.3217-1711.3 020449	BOS ALU
			➔	Felgenreöße [Zoll]: 17		24.3219-1761.3 020536	ALU
1.2 16V LPG 1.5 dCi 75	53 55	01/14→ 01/14→					
1.5 dCi 90	66	01/14→	➔	Schaltgetriebe; Felgenreöße [Zoll]: 15 / 16		24.3217-1711.3 020449	BOS ALU
			➔	Automatikgetriebe; Felgenreöße [Zoll]: 17		24.3219-1761.3 020536	ALU
Zubehörsatz, Bremsbacken							
0.9 TCe 90 0.9 TCe 90 LPG 1.2 16V	66 66 54 - 55	01/14→ 08/15→ 01/14→	➔	Felgenreöße [Zoll]: 17		03.0137-9228.2 669228	BDX
			➔	Felgenreöße [Zoll]: 15 / 16		03.0137-9274.2 669274	BOS
1.2 16V LPG →	53	01/14→					










	kw					! #		
RENAULT - CLIO IV Kasten/Schrägheck (BH_) 01/14→								
Zubehörsatz, Bremsbacken								
1.5 dCi 75	55	01/14→	➔	Felgenreöße [Zoll]: 17		03.0137-9228.2	669228	BDX
			➔	Felgenreöße [Zoll]: 15 / 16		03.0137-9274.2	669274	BOS
1.5 dCi 90	66	01/14→	➔	Automatikgetriebe; Felgenreöße [Zoll]: 17		03.0137-9228.2	669228	BDX
			➔	Schaltgetriebe; Felgenreöße [Zoll]: 15 / 16		03.0137-9274.2	669274	BOS
 Bremsbackensatz								
0.9 TCe 90	66	01/14→	➔	Felgenreöße [Zoll]: 17		03.0137-0496.2	650496	BDX Ø 228 x 42 + HEB
0.9 TCe 90 LPG	66	08/15→				03.0520-7919.3	697919	Ø 228 x 42 + RZ / + Zub TopKit
1.2 16V	54 -	01/14→	➔	Felgenreöße [Zoll]: 15 / 16		03.0137-0532.2	650532	BOS Ø 203 x 39 + HEB
1.2 16V LPG	53	01/14→				03.0520-5017.3	695017	BOS Ø 203 x 39 + RZ / + Zub TopKit
1.5 dCi 75	55	01/14→						
1.5 dCi 90	66	01/14→	➔	Automatikgetriebe; Felgenreöße [Zoll]: 17		03.0137-0496.2	650496	BDX Ø 228 x 42 + HEB
			➔	Schaltgetriebe; Felgenreöße [Zoll]: 15 / 16		03.0520-7919.3	697919	Ø 228 x 42 + RZ / + Zub TopKit
						03.0137-0532.2	650532	BOS Ø 203 x 39 + HEB
						03.0520-5017.3	695017	BOS Ø 203 x 39 + RZ / + Zub TopKit
 Seilzug, Feststellbremse								
0.9 TCe 90	66	01/14→		02/14→; Trommelbremse; <input type="checkbox"/>		24.3727-1096.2	581096	L= 1.500
				02/14→; Trommelbremse; <input checked="" type="checkbox"/>		24.3727-1097.2	581097	L= 1.623
				→ 01/14; Trommelbremse; <input type="checkbox"/>		24.3727-1098.2	581098	L= 1.485
				→ 01/14; Trommelbremse; <input checked="" type="checkbox"/>		24.3727-1099.2	581099	L= 1.610
0.9 TCe 90 LPG	66	08/15→		Trommelbremse; <input type="checkbox"/>		24.3727-1096.2	581096	L= 1.500
				Trommelbremse; <input checked="" type="checkbox"/>		24.3727-1097.2	581097	L= 1.623
1.2 16V	54 -	01/14→		Trommelbremse; <input type="checkbox"/>		24.3727-1098.2	581098	L= 1.485
1.2 16V LPG	53	01/14→		Trommelbremse; <input checked="" type="checkbox"/>		24.3727-1099.2	581099	L= 1.610
1.5 dCi 75	55	01/14→						
1.5 dCi 90	66	01/14→		Automatikgetriebe; Trommelbremse; <input type="checkbox"/>		24.3727-1096.2	581096	L= 1.500
				Automatikgetriebe; Trommelbremse; <input checked="" type="checkbox"/>		24.3727-1097.2	581097	L= 1.623
				Schaltgetriebe; Trommelbremse; <input type="checkbox"/>		24.3727-1098.2	581098	L= 1.485
				Schaltgetriebe; Trommelbremse; <input checked="" type="checkbox"/>		24.3727-1099.2	581099	L= 1.610
RENAULT - DOKKER 12/13→								
 Radbremszylinder								
1.5 dCi	66	12/13→	➔			24.3222-1729.3	020526	ALU
1.6	62	12/13→						
Zubehörsatz, Bremsbacken								
1.5 dCi	66	12/13→	➔			03.0137-9228.2	669228	BDX
1.6	62	12/13→						
 Bremsbackensatz								
1.5 dCi	66	12/13→	➔			03.0137-0496.2	650496	BDX Ø 228 x 42 + HEB
1.6	62	12/13→				03.0520-7222.3	697222	Ø 228 x 42 + RZ / + Zub TopKit
RENAULT - DUSTER (HM_) 10/17→								
 Radbremszylinder								
1.5 dCi 110	80	07/19→	➔		2	24.3222-1729.3	020526	ALU
1.6 S Ce 115	84	07/19→						
Zubehörsatz, Bremsbacken								
1.3 TCe 150 4x4	110	11/21→	➔			03.0137-9312.2	669312	
1.5 dCi 110 4x4	80	07/19→						
1.6 S Ce 115 4x4	84	07/19→						
2.0 4x4	105	11/21→						
1.5 dCi 110	80	07/19→	➔			03.0137-9228.2	669228	BDX
1.6 S Ce 115	84	07/19→						
 Bremsbackensatz								
1.3 TCe 150 4x4	110	11/21→	➔			03.0137-0507.2	650507	Ø 228 x 42 + HEB
1.5 dCi 110 4x4	80	07/19→						
1.6 S Ce 115 4x4	84	07/19→						
2.0 4x4	105	11/21→						
1.5 dCi 110	80	07/19→	➔			03.0137-0496.2	650496	BDX Ø 228 x 42 + HEB
1.6 S Ce 115	84	07/19→				03.0520-7222.3	697222	Ø 228 x 42 + RZ / + Zub TopKit








	kW			 	! #		
RENAULT - DUSTER (HS_) 01/11→							
 Radbremszylinder							
1.5 dCi 1.6 16V 2.0	63 75 - 84 98 - 105	02/12→ 02/12→ 84 10/11→ 105	➔		2	24.3219-1761.3 020536	ALU
1.5 dCi 4x4 1.6 16V 4x4 2.0 4x4	66 - 80 75 - 84 99 - 105	06/11→ 80 06/11→ 84 10/11→ 105	➔	☐		24.3219-1763.3 020543	ALU
			➔	☐		24.3219-1764.3 020544	ALU
Zubehörsatz, Bremsbacken							
1.5 dCi 1.6 16V 2.0	63 75 - 84 98 - 105	02/12→ 02/12→ 84 10/11→ 105	➔			03.0137-9228.2 669228	BDX
1.5 dCi 4x4 1.6 16V 4x4 2.0 4x4	66 - 80 75 - 84 99 - 105	06/11→ 80 06/11→ 84 10/11→ 105	➔			03.0137-9312.2 669312	
 Bremsbackensatz							
1.5 dCi 1.6 16V 2.0	63 75 - 84 98 - 105	02/12→ 02/12→ 84 10/11→ 105	➔			03.0137-0496.2 650496 03.0520-7919.3 697919	BDX Ø 228 x 42 + HEB Ø 228 x 42 + RZ / + Zub TopKit
1.5 dCi 4x4 1.6 16V 4x4 2.0 4x4	66 - 80 75 - 84 99 - 105	06/11→ 80 06/11→ 84 10/11→ 105	➔			03.0137-0507.2 650507 03.0520-8019.3 698019	Ø 228 x 42 + HEB Ø 228 x 42 + RZ / + Zub TopKit
RENAULT - ESPACE III (JE0_) 11/96→10/02							
 Radbremszylinder							
1.9 dTi 2.0 2.2 12V TD 2.2 D 2.2 dCi	72 84 83 84 85	02/99→10/02 11/96→10/00 11/96→10/00 11/97→01/00 07/00→10/02	➔		2	24.3222-1615.3 020285	TRW GG
Zubehörsatz, Bremsbacken							
1.9 dTi 2.0 2.2 12V TD 2.2 D 2.2 dCi	72 84 83 84 85	02/99→10/02 11/96→10/00 11/96→10/00 11/97→01/00 07/00→10/02	➔			03.0137-9206.2 669206	TRW
 Bremstrommel							
1.9 dTi 2.0 2.2 12V TD 2.2 D 2.2 dCi	72 84 83 84 85	02/99→10/02 11/96→10/00 11/96→10/00 11/97→01/00 07/00→10/02	➔			24.0222-8032.1 480170	Ø 278 x 52,5 / 229,5
 Bremsbackensatz							
1.9 dTi 2.0 2.2 12V TD 2.2 D 2.2 dCi	72 84 83 84 85	02/99→10/02 11/96→10/00 11/96→10/00 11/97→01/00 07/00→10/02	➔			03.0137-0347.2 650347 03.0520-5522.3 695522	TRW Ø 229 x 42 + HEB TRW Ø 229 x 41 + RZ / + Zub TopKit
 Seilzug, Feststellbremse							
1.9 dTi 2.0 2.2 12V TD 2.2 D 2.2 dCi	72 84 83 84 85	02/99→10/02 11/96→10/00 11/96→10/00 11/97→01/00 07/00→10/02		Radstand [mm]: 2.702; Trommelbremse; ☑	1	24.3727-1058.2 581058	L= 1.520 L2= 1.583
				Radstand [mm]: 2.874; Trommelbremse; ☑	1	24.3727-1059.2 581059	L= 1.675 L2= 1.740
RENAULT - EXPRESS Kasten/Großraumlimousine 07/95→03/98							
 Radbremszylinder							
1.9 D →	47	07/95→03/98	➔	nicht für erhöhte Nutzlast; ☐		24.3220-1118.3 020226	BDX GG























	kw					! #		
RENAULT - EXPRESS Kasten/Großraumlimousine 07/95→03/98								
 Radbremszylinder								
1.9 D	47	07/95→03/98	➡	nicht für erhöhte Nutzlast; 		24.3220-1119.3	020227	BDX GG
			➡	für erhöhte Nutzlast		24.3222-1615.3	020285	TRW GG
Zubehörsatz, Bremsbacken								
1.9 D	47	07/95→03/98	➡	für erhöhte Nutzlast		03.0137-9027.2	669027	TRW
			➡	nicht für erhöhte Nutzlast		03.0137-9125.2	669125	BDX
 Bremsbackensatz								
1.9 D	47	07/95→03/98	➡	nicht für erhöhte Nutzlast		03.0137-0211.2	650211	BDX Ø 203 x 39
						03.0520-3020.3	693020	BDX Ø 203 x 39 + RZ / + Zub TopKit
			➡	für erhöhte Nutzlast		03.0137-0271.2	650271	TRW Ø 229 x 42 + HEB
						03.0520-2422.3	692422	TRW Ø 229 x 42 + RZ / + Zub TopKit
 Seilzug, Feststellbremse								
1.9 D	47	07/95→03/98		nicht für erhöhte Nutzlast; Trommelbremse; 	2	24.3727-1035.2	581035	L= 1.469
RENAULT - EXPRESS Kasten/Großraumlimousine 05/21→								
 Radbremszylinder								
1.3 TCe 100	75	05/21→	➡		2	24.3222-1729.3	020526	ALU
1.5 Blue dCi 75	55	05/21→						
1.5 Blue dCi 95	70	05/21→						
Zubehörsatz, Bremsbacken								
1.3 TCe 100	75	05/21→	➡			03.0137-9228.2	669228	BDX
1.5 Blue dCi 75	55	05/21→						
1.5 Blue dCi 95	70	05/21→						
 Bremsbackensatz								
1.3 TCe 100	75	05/21→	➡			03.0137-0496.2	650496	BDX Ø 228 x 42 + HEB
1.5 Blue dCi 75	55	05/21→				03.0520-7222.3	697222	Ø 228 x 42 + RZ / + Zub TopKit
1.5 Blue dCi 95	70	05/21→						
RENAULT - EXPRESS Pick-up 07/95→10/99								
 Radbremszylinder								
1.9 D	40	07/95→10/97	➡	09/95→; nicht für erhöhte Nutzlast; 		24.3220-1118.3	020226	BDX GG
			➡	09/95→; nicht für erhöhte Nutzlast; 		24.3220-1119.3	020227	BDX GG
			➡	09/95→; für erhöhte Nutzlast	2	24.3222-1615.3	020285	TRW GG
1.9 D	47	07/95→10/99	➡	→ 03/98; nicht für erhöhte Nutzlast; 		24.3220-1118.3	020226	BDX GG
			➡	→ 03/98; nicht für erhöhte Nutzlast; 		24.3220-1119.3	020227	BDX GG
			➡	→ 03/98; für erhöhte Nutzlast	2	24.3222-1615.3	020285	TRW GG
Zubehörsatz, Bremsbacken								
1.9 D	40	07/95→10/97	➡	09/95→; für erhöhte Nutzlast		03.0137-9027.2	669027	TRW
			➡	09/95→; nicht für erhöhte Nutzlast		03.0137-9125.2	669125	BDX
1.9 D	47	07/95→10/99	➡	→ 03/98; für erhöhte Nutzlast		03.0137-9027.2	669027	TRW
			➡	→ 03/98; nicht für erhöhte Nutzlast		03.0137-9125.2	669125	BDX
 Bremsbackensatz								
1.9 D	40	07/95→10/97	➡	09/95→; nicht für erhöhte Nutzlast		03.0137-0211.2	650211	BDX Ø 203 x 39
						03.0520-3020.3	693020	BDX Ø 203 x 39 + RZ / + Zub TopKit
			➡	09/95→; für erhöhte Nutzlast		03.0137-0271.2	650271	TRW Ø 229 x 42 + HEB
						03.0520-2422.3	692422	TRW Ø 229 x 42 + RZ / + Zub TopKit
1.9 D	47	07/95→10/99	➡	→ 03/98; nicht für erhöhte Nutzlast		03.0137-0211.2	650211	BDX Ø 203 x 39
						03.0520-3020.3	693020	BDX Ø 203 x 39 + RZ / + Zub TopKit
			➡	→ 03/98; für erhöhte Nutzlast		03.0137-0271.2	650271	TRW Ø 229 x 42 + HEB
						03.0520-2422.3	692422	TRW Ø 229 x 42 + RZ / + Zub TopKit
→								










	kw			 	! #		
RENAULT - EXPRESS Pick-up 07/95→10/99							
 Seilzug, Feststellbremse							
1.9 D	40	07/95→10/97		09/95→; nicht für erhöhte Nutzlast; Trommelbremse; 	2	24.3727-1035.2 581035	L= 1.469
1.9 D	47	07/95→10/99		→ 03/98; nicht für erhöhte Nutzlast; Trommelbremse; 	2	24.3727-1035.2 581035	L= 1.469
RENAULT - FLUENCE (L3_) 02/10→							
 Radbremsszylinder							
1.5 dCi	63 - 81	02/10→			2	24.3219-1755.3 020508	ALU
1.6 16V	78 - 82	02/10→					
1.6 Flex	85	01/12→11/14					
1.6 LPG 16V	81	01/12→					
2.0	105	05/14→					
2.0 16V	101 - 103	02/10→					
RENAULT - GRAND SCÉNIC II (JM0/1_) 04/04→06/09							
 Seilzug, Feststellbremse							
1.5 dCi	74 - 76	04/04→11/08		Scheibenbremse; - eFSB; 	2	24.3727-1075.2 581075	L= 2.100
1.6	77 - 83	04/04→11/08					
1.6 Flex	82	06/06→06/09					
1.9 dCi	81 - 96	04/04→01/09					
1.5 dCi	78	05/05→01/09		06/06→; Scheibenbremse; - eFSB; 	2	24.3727-1075.2 581075	L= 2.100
2.0	99 - 120	04/04→06/09		→ 03/09; Scheibenbremse; - eFSB; 	2	24.3727-1075.2 581075	L= 2.100
RENAULT - KANGOO / GRAND KANGOO II (KW0/1_) 02/08→							
 Radbremsszylinder							
1.2 TCe 115	84	07/13→			2	24.3222-1729.3 020526	ALU
1.5 dCi	78	02/08→					
1.5 dCi 105	76	02/08→					
1.5 dCi 110	80 - 81	09/10→					
1.5 dCi 115	85	03/19→					
1.5 dCi 70	50	02/08→					
1.5 dCi 75	55	11/12→					
1.5 dCi 80	59	03/19→					
1.5 dCi 85	63	02/08→					
1.5 dCi 90	66 - 67	06/08→					
1.5 dCi 95	70	03/19→					
1.6	64	02/08→					
1.6 16V	78	02/08→					
1.6 16V FLEX	78	02/08→					
1.6 16V LPG	78	12/08→					
Zubehörsatz, Bremsbacken							
1.2 TCe 115	84	07/13→				03.0137-9228.2 669228	BDX
1.5 dCi	78	02/08→					
1.5 dCi 105	76	02/08→					
1.5 dCi 110	80 - 81	09/10→					
1.5 dCi 115	85	03/19→					
1.5 dCi 70	50	02/08→					
1.5 dCi 75	55	11/12→					
1.5 dCi 80	59	03/19→					
1.5 dCi 85	63	02/08→					
1.5 dCi 90	66 - 67	06/08→					
1.5 dCi 95	70	03/19→					
1.6	64	02/08→					
1.6 16V	78	02/08→					
1.6 16V FLEX	78	02/08→					
1.6 16V LPG	78	12/08→					
 Bremsbackensatz							
1.2 TCe 115	84	07/13→				03.0137-0496.2 650496	BDX Ø 228 x 42 + HEB
1.5 dCi	78	02/08→				03.0520-7222.3 697222	Ø 228 x 42 + RZ / + Zub TopKit
1.5 dCi 105	76	02/08→					
1.5 dCi 110	80 - 81	09/10→					
1.5 dCi 115	85	03/19→					
1.5 dCi 70	50	02/08→					
1.5 dCi 75	55	11/12→					
→							










	kw					! #		
RENAULT - KANGOO / GRAND KANGOO II (KW0/1_) 02/08→								
 Bremsbackensatz								
1.5 dCi 80	59	03/19→	➔				03.0137-0496.2 650496	BDX Ø 228 x 42 + HEB
1.5 dCi 85	63	02/08→					03.0520-7222.3 697222	Ø 228 x 42 + RZ / + Zub TopKit
1.5 dCi 90	66 - 67	06/08→						
1.5 dCi 95	70	03/19→						
1.6	64	02/08→						
1.6 16V	78	02/08→						
1.6 16V FLEX	78	02/08→						
1.6 16V LPG	78	12/08→						
 Seilzug, Feststellbremse								
1.2 TCe 115	84	07/13→		mittlerer Radstand; Scheibenbremse; ⬇	2	24.3727-1082.2 581082	L= 2.015	
1.5 dCi	78	02/08→		mittlerer Radstand; Trommelbremse; ⬇	2	24.3727-1095.2 581095	L= 1.970	
1.5 dCi 105	76	02/08→						
1.5 dCi 110	80 - 81	09/10→						
1.5 dCi 115	85	03/19→						
1.5 dCi 70	50	02/08→						
1.5 dCi 75	55	11/12→						
1.5 dCi 80	59	03/19→						
1.5 dCi 85	63	02/08→						
1.5 dCi 90	66 - 67	06/08→						
1.5 dCi 95	70	03/19→						
1.6	64	02/08→						
1.6 16V	78	02/08→						
1.6 16V FLEX	78	02/08→						
1.6 16V LPG	78	12/08→						
RENAULT - KANGOO (KC0/1_) 08/97→								
 Radbremszylinder								
1.0	50	01/02→01/07	➔		2	24.3222-1715.3 020433	BDX ALU	
1.0 RN	43	01/02→01/07						
1.6	66	09/99→06/01						
1.2	43	08/97→	➔	03/98→ 12/07	2	24.3222-1715.3 020433	BDX ALU	
			➔	03/98→ 12/07; für Fahrzeuge mit verstärktem Fahrwerk	2	24.3222-1715.3 020433	BDX ALU	
			➔	03/98→ 12/07; für Fahrzeuge ohne verstärktes Fahrwerk	2	24.3222-1716.3 020434	BDX ALU	
1.2 16V	55	06/01→	➔	→ 12/07; für Fahrzeuge mit verstärktem Fahrwerk	2	24.3222-1715.3 020433	BDX ALU	
			➔	→ 12/07	2	24.3222-1715.3 020433	BDX ALU	
			➔	→ 12/07; für Fahrzeuge ohne verstärktes Fahrwerk	2	24.3222-1716.3 020434	BDX ALU	
1.4	55	08/97→	➔	03/98→ 12/07; für Fahrzeuge mit verstärktem Fahrwerk	2	24.3222-1715.3 020433	BDX ALU	
D 55 1.9	40	08/97→	➔	03/98→ 12/07; für Fahrzeuge ohne verstärktes Fahrwerk	2	24.3222-1716.3 020434	BDX ALU	
1.5 dCi	42 - 62	12/01→	➔	→ 12/07; für Fahrzeuge mit verstärktem Fahrwerk	2	24.3222-1715.3 020433	BDX ALU	
1.6 16V	70	06/01→	➔	→ 12/07; für Fahrzeuge ohne verstärktes Fahrwerk	2	24.3222-1716.3 020434	BDX ALU	
1.9 dTi	59	02/00→						
1.5 dCi	45	04/05→06/10	➔	→ 12/07; für Fahrzeuge ohne verstärktes Fahrwerk	2	24.3222-1716.3 020434	BDX ALU	
1.9 dCi 4x4	62	10/03→	➔	→ 12/07	2	24.3222-1716.3 020434	BDX ALU	
1.9 RXED	48	09/99→06/01	➔	für Fahrzeuge mit verstärktem Fahrwerk	2	24.3222-1715.3 020433	BDX ALU	
			➔	für Fahrzeuge ohne verstärktes Fahrwerk	2	24.3222-1716.3 020434	BDX ALU	
D 65 1.9	47	08/97→06/01	➔	03/98→; für Fahrzeuge mit verstärktem Fahrwerk	2	24.3222-1715.3 020433	BDX ALU	
			➔	03/98→; für Fahrzeuge ohne verstärktes Fahrwerk	2	24.3222-1716.3 020434	BDX ALU	
Elect'road RE	22	01/02→12/04	➔			24.3222-1715.3 020433	BDX ALU	
Zubehörsatz, Bremsbacken								
1.0	50	01/02→01/07	➔			03.0137-9228.2 669228	BDX	
1.0 RN	43	01/02→01/07						
1.6	66	09/99→06/01						
Elect'road RE	22	01/02→12/04						
1.2	43	08/97→	➔	03/98→ 12/07; für Fahrzeuge mit verstärktem Fahrwerk		03.0137-9228.2 669228	BDX	
			➔	03/98→ 12/07		03.0137-9228.2 669228	BDX	
			➔	03/98→ 12/07; für Fahrzeuge ohne verstärktes Fahrwerk		03.0137-9233.2 669233		
→								
















	kw			 	! #		
RENAULT - KANGOO (KC0/1_) 08/97→							
Zubehörsatz, Bremsbacken							
1.2 16V	55	06/01→	➡	→ 12/07; für Fahrzeuge mit verstärktem Fahrwerk	03.0137-9228.2	669228	BDX
			➡	→ 12/07	03.0137-9228.2	669228	BDX
			➡	→ 12/07; für Fahrzeuge ohne verstärktes Fahrwerk	03.0137-9233.2	669233	
1.4 D 55 1.9	55 40	08/97→ 08/97→	➡	03/98→ 12/07; für Fahrzeuge mit verstärktem Fahrwerk	03.0137-9228.2	669228	BDX
			➡	03/98→ 12/07; für Fahrzeuge ohne verstärktes Fahrwerk	03.0137-9233.2	669233	
1.5 dCi	42 - 62	12/01→	➡	→ 12/07; für Fahrzeuge mit verstärktem Fahrwerk	03.0137-9228.2	669228	BDX
1.6 16V 1.9 dTi	70 59	06/01→ 02/00→	➡	→ 12/07; für Fahrzeuge ohne verstärktes Fahrwerk	03.0137-9233.2	669233	
1.5 dCi	45	04/05→06/10	➡	→ 12/07; für Fahrzeuge ohne verstärktes Fahrwerk	03.0137-9233.2	669233	
1.9 dCi 4x4	62	10/03→	➡	→ 12/07	03.0137-9233.2	669233	
1.9 RXED	48	09/99→06/01	➡	für Fahrzeuge mit verstärktem Fahrwerk	03.0137-9228.2	669228	BDX
			➡	für Fahrzeuge ohne verstärktes Fahrwerk	03.0137-9233.2	669233	
D 65 1.9	47	08/97→06/01	➡	03/98→; für Fahrzeuge mit verstärktem Fahrwerk	03.0137-9228.2	669228	BDX
			➡	03/98→; für Fahrzeuge ohne verstärktes Fahrwerk	03.0137-9233.2	669233	
 Bremstrommel							
1.2 1.4 D 55 1.9	43 55 40	08/97→ 08/97→ 08/97→	➡	03/98→ 12/07; für Fahrzeuge ohne verstärktes Fahrwerk	24.0220-3010.1	480081	Ø 234 x 50,5 / 204,5 - RLG / - ABS Ring
1.2 16V 1.5 dCi	55 42 - 62	06/01→ 12/01→	➡	→ 12/07; für Fahrzeuge ohne verstärktes Fahrwerk	24.0220-3010.1	480081	Ø 234 x 50,5 / 204,5 - RLG / - ABS Ring
1.6 16V 1.9 dTi	70 59	06/01→ 02/00→					
1.9 RXED	48	09/99→06/01	➡	für Fahrzeuge ohne verstärktes Fahrwerk	24.0220-3010.1	480081	Ø 234 x 50,5 / 204,5 - RLG / - ABS Ring
D 65 1.9	47	08/97→06/01	➡	03/98→; für Fahrzeuge ohne verstärktes Fahrwerk	24.0220-3010.1	480081	Ø 234 x 50,5 / 204,5 - RLG / - ABS Ring
 Bremsbackensatz							
1.0 1.0 RN Elect'road RE	50 43	01/02→01/07 01/02→01/07	➡		03.0137-0351.2	650351	BDX Ø 229 x 42 + HEB
	22	01/02→12/04			03.0520-5622.3	695622	BDX Ø 229 x 42 + RZ / + Zub TopKit
1.2	43	08/97→	➡	03/98→ 12/07; für Fahrzeuge ohne verstärktes Fahrwerk	03.0137-0350.2	650350	Ø 203 x 39 + HEB
			➡	03/98→ 12/07; für Fahrzeuge mit verstärktem Fahrwerk	03.0520-5722.3	695722	BDX Ø 203 x 39 + RZ / + Zub TopKit
			➡	03/98→ 12/07	03.0137-0351.2	650351	BDX Ø 229 x 42 + HEB
			➡		03.0520-5622.3	695622	BDX Ø 229 x 42 + RZ / + Zub TopKit
1.2 16V	55	06/01→	➡	→ 12/07; für Fahrzeuge ohne verstärktes Fahrwerk	03.0137-0350.2	650350	Ø 203 x 39 + HEB
			➡	→ 12/07; für Fahrzeuge mit verstärktem Fahrwerk	03.0520-5722.3	695722	BDX Ø 203 x 39 + RZ / + Zub TopKit
			➡	→ 12/07	03.0137-0351.2	650351	BDX Ø 229 x 42 + HEB
			➡		03.0520-5622.3	695622	BDX Ø 229 x 42 + RZ / + Zub TopKit
1.4 D 55 1.9	55 40	08/97→ 08/97→	➡	03/98→ 12/07; für Fahrzeuge ohne verstärktes Fahrwerk	03.0137-0350.2	650350	Ø 203 x 39 + HEB
			➡	03/98→ 12/07; für Fahrzeuge mit verstärktem Fahrwerk	03.0520-5722.3	695722	BDX Ø 203 x 39 + RZ / + Zub TopKit
			➡		03.0137-0351.2	650351	BDX Ø 229 x 42 + HEB
			➡		03.0520-5622.3	695622	BDX Ø 229 x 42 + RZ / + Zub TopKit
1.5 dCi 1.6 16V 1.9 dTi	42 - 62 70 59	12/01→ 06/01→ 02/00→	➡	→ 12/07; für Fahrzeuge ohne verstärktes Fahrwerk	03.0137-0350.2	650350	Ø 203 x 39 + HEB
			➡	→ 12/07; für Fahrzeuge mit verstärktem Fahrwerk	03.0520-5722.3	695722	BDX Ø 203 x 39 + RZ / + Zub TopKit
			➡	→ 12/07; für Fahrzeuge mit verstärktem Fahrwerk	03.0137-0351.2	650351	BDX Ø 229 x 42 + HEB

	kw			 	! #		
RENAULT - KANGOO (KC0/1_) 08/97→							
Bremsbackensatz							
1.5 dCi 1.6 16V 1.9 dTi	42 - 62	12/01→ 70 06/01→ 59 02/00→	➡	→ 12/07; für Fahrzeuge mit verstärktem Fahrwerk		03.0520-5622.3 695622	BDX Ø 229 x 42 + RZ / + Zub TopKit
1.5 dCi	45	04/05→06/10	➡	→ 12/07; für Fahrzeuge ohne verstärktes Fahrwerk		03.0137-0350.2 650350	Ø 203 x 39 + HEB
1.6	66	09/99→06/01	➡			03.0137-0351.2 650351	BDX Ø 229 x 42 + HEB
1.9 dCi 4x4	62	10/03→	➡	→ 12/07		03.0137-0350.2 650350 03.0520-5722.3 695722	Ø 203 x 39 + HEB BDX Ø 203 x 39 + RZ / + Zub TopKit
1.9 RXED	48	09/99→06/01	➡	für Fahrzeuge ohne verstärktes Fahrwerk		03.0137-0350.2 650350 03.0520-5722.3 695722	Ø 203 x 39 + HEB BDX Ø 203 x 39 + RZ / + Zub TopKit
			➡	für Fahrzeuge mit verstärktem Fahrwerk		03.0137-0351.2 650351 03.0520-5622.3 695622	BDX Ø 229 x 42 + HEB BDX Ø 229 x 42 + RZ / + Zub TopKit
D 65 1.9	47	08/97→06/01	➡	03/98→; für Fahrzeuge ohne verstärktes Fahrwerk		03.0137-0350.2 650350 03.0520-5722.3 695722	Ø 203 x 39 + HEB BDX Ø 203 x 39 + RZ / + Zub TopKit
			➡	03/98→; für Fahrzeuge mit verstärktem Fahrwerk		03.0137-0351.2 650351 03.0520-5622.3 695622	BDX Ø 229 x 42 + HEB BDX Ø 229 x 42 + RZ / + Zub TopKit
Seilzug, Feststellbremse							
1.0 1.0 RN 1.6	50 43 66	01/02→01/07 01/02→01/07 09/99→06/01		<input type="checkbox"/>		24.3727-1043.2 581043 24.3727-1044.2 581044	L= 1.432 L= 1.442
1.2 1.4 D 55 1.9	43 55 40	08/97→ 08/97→ 08/97→		03/98→ 12/07; nicht für erhöhte Nutzlast; für Fahrzeuge ohne verstärktes Fahrwerk; <input type="checkbox"/>		24.3727-1041.2 581041	L= 1.423
				03/98→ 12/07; nicht für erhöhte Nutzlast; für Fahrzeuge ohne verstärktes Fahrwerk; <input type="checkbox"/>		24.3727-1042.2 581042	L= 1.421
				03/98→ 12/07; für erhöhte Nutzlast; für Fahrzeuge mit verstärktem Fahrwerk; <input type="checkbox"/>		24.3727-1043.2 581043	L= 1.432
				03/98→ 12/07; für erhöhte Nutzlast; für Fahrzeuge mit verstärktem Fahrwerk; <input type="checkbox"/>		24.3727-1044.2 581044	L= 1.442
1.2 16V	55	06/01→		→ 12/07; nicht für erhöhte Nutzlast; für Fahrzeuge ohne verstärktes Fahrwerk; <input type="checkbox"/>		24.3727-1041.2 581041	L= 1.423
				→ 12/07; nicht für erhöhte Nutzlast; für Fahrzeuge ohne verstärktes Fahrwerk; <input type="checkbox"/>		24.3727-1042.2 581042	L= 1.421
				→ 12/07; für erhöhte Nutzlast; für Fahrzeuge mit verstärktem Fahrwerk; <input type="checkbox"/>		24.3727-1043.2 581043	L= 1.432
				→ 12/07; <input type="checkbox"/>		24.3727-1043.2 581043	L= 1.432
				→ 12/07; für erhöhte Nutzlast; für Fahrzeuge mit verstärktem Fahrwerk; <input type="checkbox"/>		24.3727-1044.2 581044	L= 1.442
				→ 12/07; <input type="checkbox"/>		24.3727-1044.2 581044	L= 1.442
1.5 dCi	45	04/05→06/10		→ 12/07; nicht für erhöhte Nutzlast; für Fahrzeuge ohne verstärktes Fahrwerk; <input type="checkbox"/>		24.3727-1041.2 581041	L= 1.423
				→ 12/07; nicht für erhöhte Nutzlast; für Fahrzeuge ohne verstärktes Fahrwerk; <input type="checkbox"/>		24.3727-1042.2 581042	L= 1.421
1.5 dCi 1.6 16V 1.9 dTi	48 - 60 70 59	12/01→ 06/01→ 02/00→		→ 12/07; nicht für erhöhte Nutzlast; für Fahrzeuge ohne verstärktes Fahrwerk; <input type="checkbox"/>		24.3727-1041.2 581041	L= 1.423
				→ 12/07; nicht für erhöhte Nutzlast; für Fahrzeuge ohne verstärktes Fahrwerk; <input type="checkbox"/>		24.3727-1042.2 581042	L= 1.421
				→ 12/07; für erhöhte Nutzlast; für Fahrzeuge mit verstärktem Fahrwerk; <input type="checkbox"/>		24.3727-1043.2 581043	L= 1.432
				→ 12/07; für erhöhte Nutzlast; für Fahrzeuge mit verstärktem Fahrwerk; <input type="checkbox"/>		24.3727-1044.2 581044	L= 1.442
1.9 dCi 4x4	62	10/03→		→ 12/07; <input type="checkbox"/>		24.3727-1041.2 581041	L= 1.423
				→ 12/07; <input type="checkbox"/>		24.3727-1042.2 581042	L= 1.421
1.9 RXED	48	09/99→06/01		nicht für erhöhte Nutzlast; für Fahrzeuge ohne verstärktes Fahrwerk; <input type="checkbox"/>		24.3727-1041.2 581041	L= 1.423
				nicht für erhöhte Nutzlast; für Fahrzeuge ohne verstärktes Fahrwerk; <input type="checkbox"/>		24.3727-1042.2 581042	L= 1.421
→							











	kw					! #		
RENAULT - KANGOO (KC0/1_) 08/97→								
 Seilzug, Feststellbremse								
1.9 RXED	48	09/99→06/01		für Fahrzeuge mit verstärktem Fahrwerk; für erhöhte Nutzlast; 		24.3727-1043.2	581043	L= 1.432
				für Fahrzeuge mit verstärktem Fahrwerk; für erhöhte Nutzlast; 		24.3727-1044.2	581044	L= 1.442
D 65 1.9	47	08/97→06/01		03/98→; nicht für erhöhte Nutzlast; für Fahrzeuge ohne verstärktes Fahrwerk; 		24.3727-1041.2	581041	L= 1.423
				03/98→; nicht für erhöhte Nutzlast; für Fahrzeuge ohne verstärktes Fahrwerk; 		24.3727-1042.2	581042	L= 1.421
				03/98→; für erhöhte Nutzlast; für Fahr- zeuge mit verstärktem Fahrwerk; 		24.3727-1043.2	581043	L= 1.432
				03/98→; 		24.3727-1043.2	581043	L= 1.432
				03/98→; für erhöhte Nutzlast; für Fahr- zeuge mit verstärktem Fahrwerk; 		24.3727-1044.2	581044	L= 1.442
				03/98→; 		24.3727-1044.2	581044	L= 1.442
RENAULT - KANGOO BE BOP (KW0/1_) 02/09→								
 Radbremszylinder								
1.5 dCi	66 - 80	02/09→	➔	Felgenreöße [Zoll]: 14; → 12/10	2	24.3222-1729.3	020526	ALU
1.5 dCi 75	55	09/10→						
1.6	78	02/09→12/12						
Zubehörsatz, Bremsbacken								
1.5 dCi	66 - 80	02/09→	➔	Felgenreöße [Zoll]: 14; → 12/10		03.0137-9228.2	669228	BDX
1.5 dCi 75	55	09/10→						
1.6	78	02/09→12/12						
 Bremsbackensatz								
1.5 dCi	66 - 80	02/09→	➔	Felgenreöße [Zoll]: 14; → 12/10		03.0137-0496.2	650496	BDX Ø 228 x 42 + HEB
1.5 dCi 75	55	09/10→				03.0520-7222.3	697222	Ø 228 x 42 + RZ / + Zub TopKit
1.6	78	02/09→12/12						
 Seilzug, Feststellbremse								
1.5 dCi	66 - 80	02/09→		→ 12/10; Felgenreöße [Zoll]: 16; für verlängerten Radstand; Scheiben- bremse; 	2	24.3727-1082.2	581082	L= 2.015
1.5 dCi 75	55	09/10→						
1.6	78	02/09→12/12		Felgenreöße [Zoll]: 14; → 12/10; für verlängerten Radstand; 	2	24.3727-1095.2	581095	L= 1.970
RENAULT - KANGOO Express (FC0/1_) 08/97→								
 Radbremszylinder								
1.0	43	01/02→01/07	➔			24.3222-1715.3	020433	BDX ALU
1.0	50	01/02→01/07	➔	07/03→; für Fahrzeuge mit verstärktem Fahrwerk		24.3222-1715.3	020433	BDX ALU
			➔	07/03→; für Fahrzeuge ohne verstärktes Fahrwerk		24.3222-1716.3	020434	BDX ALU
1.2	43	08/97→	➔	03/98→ 12/07; für Fahrzeuge mit verstärktem Fahrwerk		24.3222-1715.3	020433	BDX ALU
1.4	55	08/97→06/08						
D 55 1.9	40	08/97→	➔	03/98→ 12/07; für Fahrzeuge ohne verstärktes Fahrwerk		24.3222-1716.3	020434	BDX ALU
D 65 1.9	47	08/97→						
1.2	44	07/98→07/01	➔	für Fahrzeuge mit verstärktem Fahrwerk		24.3222-1715.3	020433	BDX ALU
1.2 BiFuel	43	07/98→07/01	➔					
1.6	66	09/99→06/01	➔	für Fahrzeuge ohne verstärktes Fahrwerk		24.3222-1716.3	020434	BDX ALU
1.9 D	48	09/99→06/03						
1.2 16V	55	10/01→	➔	→ 12/07; für Fahrzeuge mit verstärktem Fahrwerk		24.3222-1715.3	020433	BDX ALU
1.5 dCi	42 - 62	12/01→						
1.6 16V	70	10/01→	➔	→ 12/07; für Fahrzeuge ohne verstärktes Fahrwerk		24.3222-1716.3	020434	BDX ALU
1.6 16V 4x4	70	10/01→						
1.6 16V bivalent	60	06/05→						
1.6 Flex	72	03/07→12/18						
1.9 dCi	62	07/03→						
1.9 dTi	59	02/00→						
Zubehörsatz, Bremsbacken								
1.0	43	01/02→01/07	➔			03.0137-9228.2	669228	BDX
1.0	50	01/02→01/07	➔	07/03→; für Fahrzeuge mit verstärktem Fahrwerk		03.0137-9228.2	669228	BDX
			➔	07/03→; für Fahrzeuge ohne verstärktes Fahrwerk		03.0137-9233.2	669233	
→								

























	kw				! #		
RENAULT - KANGOO Express (FC0/1_) 08/97→							
Zubehörsatz, Bremsbacken							
1.2 1.4 D 55 1.9 D 65 1.9	43 55 40 47	08/97→ 08/97→06/08 08/97→ 08/97→	➔	03/98→ 12/07; für Fahrzeuge mit verstärktem Fahrwerk		03.0137-9228.2 669228	BDX
			➔	03/98→ 12/07; für Fahrzeuge ohne verstärktes Fahrwerk		03.0137-9233.2 669233	
1.2 1.2 BiFuel 1.6 1.9 D	44 43 66 48	07/98→07/01 07/98→07/01 09/99→06/01 09/99→06/03	➔	für Fahrzeuge mit verstärktem Fahrwerk		03.0137-9228.2 669228	BDX
			➔	für Fahrzeuge ohne verstärktes Fahrwerk		03.0137-9233.2 669233	
1.2 16V 1.5 dCi	55 42 - 62	10/01→ 12/01→	➔	→ 12/07; für Fahrzeuge mit verstärktem Fahrwerk		03.0137-9228.2 669228	BDX
			➔	→ 12/07; für Fahrzeuge ohne verstärktes Fahrwerk		03.0137-9233.2 669233	
1.6 16V 1.6 16V 4x4 1.6 16V bivalent 1.6 Flex 1.9 dCi 1.9 dTi	70 70 60 72 62 59	10/01→ 10/01→ 06/05→ 03/07→12/18 07/03→ 02/00→					
 Bremstrommel							
1.0	50	01/02→01/07	➔	07/03→; für Fahrzeuge ohne verstärktes Fahrwerk		24.0220-3010.1 480081	Ø 234 x 50,5 / 204,5 - RLG / - ABS Ring
1.2 1.4 D 55 1.9 D 65 1.9	43 55 40 47	08/97→ 08/97→06/08 08/97→ 08/97→	➔	03/98→ 12/07; für Fahrzeuge ohne verstärktes Fahrwerk		24.0220-3010.1 480081	Ø 234 x 50,5 / 204,5 - RLG / - ABS Ring
1.2 1.2 BiFuel 1.9 D	44 43 48	07/98→07/01 07/98→07/01 09/99→06/03	➔	für Fahrzeuge ohne verstärktes Fahrwerk		24.0220-3010.1 480081	Ø 234 x 50,5 / 204,5 - RLG / - ABS Ring
1.2 16V 1.5 dCi	55 42 - 62	10/01→ 12/01→	➔	→ 12/07; für Fahrzeuge ohne verstärktes Fahrwerk		24.0220-3010.1 480081	Ø 234 x 50,5 / 204,5 - RLG / - ABS Ring
1.9 dCi 1.9 dTi	62 59	07/03→ 02/00→					
 Bremsbackensatz							
1.0	43	01/02→01/07	➔			03.0137-0351.2 650351 03.0520-5622.3 695622	BDX Ø 229 x 42 + HEB BDX Ø 229 x 42 + RZ / + Zub TopKit
1.0	50	01/02→01/07	➔	07/03→; für Fahrzeuge ohne verstärktes Fahrwerk		03.0137-0350.2 650350 03.0520-5722.3 695722	Ø 203 x 39 + HEB BDX Ø 203 x 39 + RZ / + Zub TopKit
			➔	07/03→; für Fahrzeuge mit verstärktem Fahrwerk		03.0137-0351.2 650351 03.0520-5622.3 695622	BDX Ø 229 x 42 + HEB BDX Ø 229 x 42 + RZ / + Zub TopKit
1.2 1.4 D 55 1.9 D 65 1.9	43 55 40 47	08/97→ 08/97→06/08 08/97→ 08/97→	➔	03/98→ 12/07; für Fahrzeuge ohne verstärktes Fahrwerk		03.0137-0350.2 650350 03.0520-5722.3 695722	Ø 203 x 39 + HEB BDX Ø 203 x 39 + RZ / + Zub TopKit
			➔	03/98→ 12/07; für Fahrzeuge mit verstärktem Fahrwerk		03.0137-0351.2 650351 03.0520-5622.3 695622	BDX Ø 229 x 42 + HEB BDX Ø 229 x 42 + RZ / + Zub TopKit
1.2 1.2 BiFuel 1.9 D	44 43 48	07/98→07/01 07/98→07/01 09/99→06/03	➔	für Fahrzeuge ohne verstärktes Fahrwerk		03.0137-0350.2 650350 03.0520-5722.3 695722	Ø 203 x 39 + HEB BDX Ø 203 x 39 + RZ / + Zub TopKit
			➔	für Fahrzeuge mit verstärktem Fahrwerk		03.0137-0351.2 650351 03.0520-5622.3 695622	BDX Ø 229 x 42 + HEB BDX Ø 229 x 42 + RZ / + Zub TopKit
1.2 16V 1.5 dCi	55 42 - 62	10/01→ 12/01→	➔	→ 12/07; für Fahrzeuge ohne verstärktes Fahrwerk		03.0137-0350.2 650350 03.0520-5722.3 695722	Ø 203 x 39 + HEB BDX Ø 203 x 39 + RZ / + Zub TopKit
			➔	→ 12/07; für Fahrzeuge mit verstärktem Fahrwerk		03.0137-0351.2 650351 03.0520-5622.3 695622	BDX Ø 229 x 42 + HEB BDX Ø 229 x 42 + RZ / + Zub TopKit
1.6 16V 1.6 16V 4x4 1.6 16V bivalent 1.6 Flex 1.9 dCi 1.9 dTi	70 70 60 72 62 59	10/01→ 10/01→ 06/05→ 03/07→12/18 07/03→ 02/00→					
1.6	66	09/99→06/01	➔	für Fahrzeuge ohne verstärktes Fahrwerk		03.0137-0350.2 650350	Ø 203 x 39 + HEB
			➔	für Fahrzeuge mit verstärktem Fahrwerk		03.0137-0351.2 650351	BDX Ø 229 x 42 + HEB
 Seilzug, Feststellbremse							
1.0	43	01/02→01/07	<input type="checkbox"/>			24.3727-1043.2 581043	L= 1.432
			<input type="checkbox"/>			24.3727-1044.2 581044	L= 1.442
1.0	50	01/02→01/07		07/03→; für Fahrzeuge ohne verstärktes Fahrwerk; <input type="checkbox"/>		24.3727-1041.2 581041	L= 1.423
→							










	kw			 	! #		
RENAULT - KANGOO Express (FC0/1_) 08/97→							
 Seilzug, Feststellbremse							
1.0	50	01/02→01/07		07/03→; für Fahrzeuge ohne verstärktes Fahrwerk; <input type="checkbox"/>	24.3727-1042.2	581042	L= 1.421
				07/03→; für Fahrzeuge mit verstärktem Fahrwerk; <input type="checkbox"/>	24.3727-1043.2	581043	L= 1.432
				07/03→; für Fahrzeuge mit verstärktem Fahrwerk; <input type="checkbox"/>	24.3727-1044.2	581044	L= 1.442
1.2	43	08/97→		03/98→ 12/07; für Fahrzeuge ohne verstärktes Fahrwerk; <input type="checkbox"/>	24.3727-1041.2	581041	L= 1.423
1.4	55	08/97→06/08					
D 55 1.9	40	08/97→		03/98→ 12/07; für Fahrzeuge ohne verstärktes Fahrwerk; <input type="checkbox"/>	24.3727-1042.2	581042	L= 1.421
D 65 1.9	47	08/97→		03/98→ 12/07; für Fahrzeuge mit verstärktem Fahrwerk; <input type="checkbox"/>	24.3727-1043.2	581043	L= 1.432
				03/98→ 12/07; für Fahrzeuge mit verstärktem Fahrwerk; <input type="checkbox"/>	24.3727-1044.2	581044	L= 1.442
1.2	44	07/98→07/01		für Fahrzeuge ohne verstärktes Fahrwerk; <input type="checkbox"/>	24.3727-1041.2	581041	L= 1.423
1.2 BiFuel	43	07/98→07/01					
1.6	66	09/99→06/01		für Fahrzeuge ohne verstärktes Fahrwerk; <input type="checkbox"/>	24.3727-1042.2	581042	L= 1.421
1.9 D	48	09/99→06/03		für Fahrzeuge mit verstärktem Fahrwerk; <input type="checkbox"/>	24.3727-1043.2	581043	L= 1.432
				für Fahrzeuge mit verstärktem Fahrwerk; <input type="checkbox"/>	24.3727-1044.2	581044	L= 1.442
1.2 16V	55	10/01→		→ 12/07; für Fahrzeuge ohne verstärktes Fahrwerk; <input type="checkbox"/>	24.3727-1041.2	581041	L= 1.423
1.5 dCi	42 - 62	12/01→					
	70	10/01→		→ 12/07; für Fahrzeuge ohne verstärktes Fahrwerk; <input type="checkbox"/>	24.3727-1042.2	581042	L= 1.421
1.6 16V	60	06/05→					
1.6 16V bivalent	72	03/07→12/18		→ 12/07; für Fahrzeuge mit verstärktem Fahrwerk; <input type="checkbox"/>	24.3727-1043.2	581043	L= 1.432
1.6 Flex	62	07/03→					
1.9 dCi	59	02/00→		→ 12/07; für Fahrzeuge mit verstärktem Fahrwerk; <input type="checkbox"/>	24.3727-1044.2	581044	L= 1.442
1.9 dTi							
RENAULT - KANGOO Express (FW0/1_) 02/08→							
 Radbremszylinder							
1.2 TCe 115	84	07/13→	➔		2	24.3222-1729.3	020526 ALU
1.5 dCi 105	76	02/08→					
1.5 dCi 110	80 - 81	09/10→					
1.5 dCi 115	85	10/19→					
1.5 dCi 70	50	02/08→					
1.5 dCi 75	55	09/10→					
1.5 dCi 80	59	10/19→					
1.5 dCi 85	63	02/08→					
1.5 dCi 90	66 - 67	06/09→					
1.5 dCi 95	70	10/19→					
1.6	64	02/08→					
1.6 16V	78	02/08→					
1.6 16V FLEX	78	02/08→					
1.6 16V LPG	78	02/08→					
Z.E.	44	10/11→					
Zubehörsatz, Bremsbacken							
1.2 TCe 115	84	07/13→	➔			03.0137-9228.2	669228 BDX
1.5 dCi 105	76	02/08→					
1.5 dCi 110	80 - 81	09/10→					
1.5 dCi 115	85	10/19→					
1.5 dCi 70	50	02/08→					
1.5 dCi 75	55	09/10→					
1.5 dCi 80	59	10/19→					
1.5 dCi 85	63	02/08→					
1.5 dCi 90	66 - 67	06/09→					
1.5 dCi 95	70	10/19→					
1.6	64	02/08→					
1.6 16V	78	02/08→					
1.6 16V FLEX	78	02/08→					
1.6 16V LPG	78	02/08→					
Z.E.	44	10/11→					
Bremsbackensatz							
1.2 TCe 115	84	07/13→	➔			03.0137-0496.2	650496 BDX Ø 228 x 42 + HEB
1.5 dCi 105	76	02/08→				03.0520-7222.3	697222 Ø 228 x 42 + RZ / + Zub TopKit
1.5 dCi 110	80 - 81	09/10→					
1.5 dCi 115	85	10/19→					
1.5 dCi 70	50	02/08→					
➔							











	kw			 	! #		
RENAULT - KANGOO Express (FW0/1_) 02/08 →							
 Bremsbackensatz							
1.5 dCi 75	55	09/10 →	➔			03.0137-0496.2 650496	BDX Ø 228 x 42 + HEB
1.5 dCi 80	59	10/19 →				03.0520-7222.3 697222	Ø 228 x 42 + RZ / + Zub TopKit
1.5 dCi 85	63	02/08 →					
1.5 dCi 90	66 - 67	06/09 →					
1.5 dCi 95	70	10/19 →					
1.6	64	02/08 →					
1.6 16V	78	02/08 →					
1.6 16V FLEX	78	02/08 →					
1.6 16V LPG	78	02/08 →					
Z.E.	44	10/11 →					
 Seilzug, Feststellbremse							
1.2 TCe 115	84	07/13 →		mittlerer Radstand; Scheibenbremse; 	2	24.3727-1082.2 581082	L= 2.015
1.5 dCi 105	76	02/08 →					
1.5 dCi 110	80 - 81	09/10 →		mittlerer Radstand; Trommelbremse; 	2	24.3727-1095.2 581095	L= 1.970
1.5 dCi 115	85	10/19 →					
1.5 dCi 70	50	02/08 →					
1.5 dCi 75	55	09/10 →					
1.5 dCi 80	59	10/19 →					
1.5 dCi 85	63	02/08 →					
1.5 dCi 90	66 - 67	06/09 →					
1.5 dCi 95	70	10/19 →					
1.6	64	02/08 →					
1.6 16V	78	02/08 →					
1.6 16V FLEX	78	02/08 →					
1.6 16V LPG	78	02/08 →					
Z.E.	44	10/11 →					
RENAULT - KAPTUR (H5_) 03/16 →							
 Radbremszylinder							
1.3 TCe 150	110	10/21 →	➔		2	24.3222-1729.3 020526	ALU
1.6	84	03/16 →					
Zubehörsatz, Bremsbacken							
1.3 TCe 150	110	10/21 →	➔			03.0137-9228.2 669228	BDX
1.6	84	03/16 →					
1.3 TCe 150 4x4	110	10/21 →	➔			03.0137-9312.2 669312	
2.0 4WD	105	03/16 →					
 Bremsbackensatz							
1.3 TCe 150	110	10/21 →	➔			03.0137-0496.2 650496	BDX Ø 228 x 42 + HEB
1.6	84	03/16 →				03.0520-7222.3 697222	Ø 228 x 42 + RZ / + Zub TopKit
1.3 TCe 150 4x4	110	10/21 →	➔			03.0137-0507.2 650507	Ø 228 x 42 + HEB
2.0 4WD	105	03/16 →					
RENAULT - KOLEOS I (HY_) 09/08 →							
 Bremsbackensatz, Feststellbremse							
2.0	103	08/13 →	➔			03.0137-3012.2 653012	Ø 172 x 32 - HEB
2.0 dCi	110 - 127	09/08 →					
2.0 dCi 4x4	110 - 130	09/08 →					
2.5	126	09/08 →					
2.5 4x4	126	09/08 →					
Zubehörsatz, Feststellbremsbacken							
2.0	103	08/13 →	➔			03.0137-9335.2 669335	
2.0 dCi	110 - 127	09/08 →					
2.0 dCi 4x4	110 - 130	09/08 →					
2.5	126	09/08 →					
2.5 4x4	126	09/08 →					
 Seilzug, Feststellbremse							
2.0	103	08/13 →		- eFSB; → 12/13; <input type="checkbox"/>		24.3727-1087.2 581087	L= 1.760
2.0 dCi	110 - 127	09/08 →		- eFSB; → 12/13; <input type="checkbox"/>		24.3727-1088.2 581088	L= 1.760
2.0 dCi 4x4	110 - 127	09/08 →		- eFSB; <input checked="" type="checkbox"/>		24.3727-1732.2 581732	L= 262
2.5	126	09/08 →					
2.5 4x4	126	09/08 →					
2.0 dCi 4x4	130	09/08 → 03/13		- eFSB; <input type="checkbox"/>		24.3727-1087.2 581087	L= 1.760
				- eFSB; <input type="checkbox"/>		24.3727-1088.2 581088	L= 1.760
				- eFSB; <input checked="" type="checkbox"/>		24.3727-1732.2 581732	L= 262




































	kW					! #		
RENAULT - LAGUNA I (B56_, 556_) 11/93→08/02								
 Radbremszylinder								
1.6 16V 1.9 dTi	79 72	11/97→03/01 10/97→03/01	➡	→ 02/01		2	24.3220-1711.3 020409	TRW GG
1.8	69 - 70	06/95→02/01	➡	→ 06/95; - ABS		2	24.3219-1611.3 020367	GG
			➡	07/95→		2	24.3219-1611.3 020367	GG
1.8	66	11/93→03/01	➡	→ 02/01; - ABS		2	24.3219-1611.3 020367	GG
1.8	66	08/95→03/01	➡	→ 04/98		2	24.3219-1611.3 020367	GG
			➡	05/98→ 02/01		2	24.3220-1711.3 020409	TRW GG
1.8	69	08/95→03/01	➡	→ 02/01		2	24.3219-1611.3 020367	GG
1.8 16V	88	04/98→03/01	➡	→ 02/01; nicht für Ausstattungsvariante: Initiale / Fairway		2	24.3220-1711.3 020409	TRW GG
2.0	80	03/99→03/01	➡	→ 02/01; nicht für Ausstattungsvariante: Fairway		2	24.3220-1711.3 020409	TRW GG
2.0	84	06/95→02/01	➡	- ABS		2	24.3219-1611.3 020367	GG
			➡	→ 06/95; - ABS		2	24.3219-1611.3 020367	GG
			➡	07/95→ 02/01; nicht für Ausstattungsvariante: Baccara / Initiale		2	24.3219-1611.3 020367	GG
2.0	83	11/93→03/01	➡	→ 06/95; - ABS		2	24.3219-1611.3 020367	GG
			➡	07/95→ 02/01		2	24.3219-1611.3 020367	GG
2.2 D	61	11/93→03/01	➡	→ 06/95; - ABS		2	24.3219-1611.3 020367	GG
Zubehörsatz, Bremsbacken								
1.6 16V 1.8	79 66 - 69	11/97→03/01 08/95→03/01	➡	→ 02/01			03.0137-9158.2 669158	TRW
1.9 dTi	72	10/97→03/01	➡	→ 06/95; - ABS			03.0137-9158.2 669158	TRW
			➡	07/95→			03.0137-9158.2 669158	TRW
1.8	66	11/93→03/01	➡	→ 02/01; - ABS			03.0137-9158.2 669158	TRW
1.8 16V	88	04/98→03/01	➡	→ 02/01; nicht für Ausstattungsvariante: Initiale / Fairway			03.0137-9158.2 669158	TRW
2.0	80	03/99→03/01	➡	→ 02/01; nicht für Ausstattungsvariante: Fairway			03.0137-9158.2 669158	TRW
2.0	84	06/95→02/01	➡	→ 06/95; - ABS			03.0137-9158.2 669158	TRW
2.2 D	61	11/93→03/01	➡	→ 06/95; - ABS			03.0137-9158.2 669158	TRW
2.0	83	11/93→03/01	➡	07/95→ 02/01; nicht für Ausstattungsvariante: Initiale / Baccara			03.0137-9158.2 669158	TRW
			➡	→ 06/95; - ABS			03.0137-9158.2 669158	TRW
			➡	07/95→ 02/01			03.0137-9158.2 669158	TRW
 Bremsstrommel								
1.6 16V 1.8	79 66 - 69	11/97→03/01 08/95→03/01	➡	→ 02/01			24.0220-3012.1 480088	Ø 234 x 50 / 204,5 - RLG / - ABS Ring
1.9 dTi	72	10/97→03/01	➡	→ 06/95; - ABS			24.0220-3012.1 480088	Ø 234 x 50 / 204,5 - RLG / - ABS Ring
			➡	07/95→			24.0220-3012.1 480088	Ø 234 x 50 / 204,5 - RLG / - ABS Ring
1.8	66	11/93→03/01	➡	→ 02/01; - ABS			24.0220-3012.1 480088	Ø 234 x 50 / 204,5 - RLG / - ABS Ring
1.8 16V	88	04/98→03/01	➡	→ 02/01; nicht für Ausstattungsvariante: Initiale / Fairway			24.0220-3012.1 480088	Ø 234 x 50 / 204,5 - RLG / - ABS Ring
2.0	80	03/99→03/01	➡	→ 02/01; nicht für Ausstattungsvariante: Fairway			24.0220-3012.1 480088	Ø 234 x 50 / 204,5 - RLG / - ABS Ring
2.0	84	06/95→02/01	➡	→ 06/95; - ABS			24.0220-3012.1 480088	Ø 234 x 50 / 204,5 - RLG / - ABS Ring
2.2 D	61	11/93→03/01	➡	→ 06/95; - ABS			24.0220-3012.1 480088	Ø 234 x 50 / 204,5 - RLG / - ABS Ring
2.0	83	11/93→03/01	➡	07/95→ 02/01; nicht für Ausstattungsvariante: Initiale / Baccara			24.0220-3012.1 480088	Ø 234 x 50 / 204,5 - RLG / - ABS Ring
			➡	→ 06/95; - ABS			24.0220-3012.1 480088	Ø 234 x 50 / 204,5 - RLG / - ABS Ring
			➡	07/95→ 02/01			24.0220-3012.1 480088	Ø 234 x 50 / 204,5 - RLG / - ABS Ring
 Bremsbackensatz								
1.6 16V 1.9 dTi	79 72	11/97→03/01 10/97→03/01	➡	→ 02/01			03.0137-0312.2 650312 03.0520-7120.3 697120	TRW Ø 203 x 38 TRW Ø 203 x 39 + RZ / + Zub TopKit
→								















	kw			 	! #		
RENAULT - LAGUNA I (B56_, 556_) 11/93→08/02							
 Bremsbackensatz							
1.8	69 - 70	06/95→02/01	➡	→ 06/95; - ABS		03.0137-0312.2 650312 03.0520-2219.3 692219	TRW Ø 203 x 38 TRW Ø 203 x 39 + RZ / + Zub TopKit
			➡	07/95→		03.0137-0312.2 650312 03.0520-2219.3 692219	TRW Ø 203 x 38 TRW Ø 203 x 39 + RZ / + Zub TopKit
1.8	66	11/93→03/01	➡	→ 02/01; - ABS		03.0137-0312.2 650312 03.0520-2219.3 692219	TRW Ø 203 x 38 TRW Ø 203 x 39 + RZ / + Zub TopKit
1.8	66	08/95→03/01	➡	→ 02/01		03.0137-0312.2 650312	TRW Ø 203 x 38
			➡	→ 04/98		03.0520-2219.3 692219	TRW Ø 203 x 39 + RZ / + Zub TopKit
			➡	05/98→ 02/01		03.0520-7120.3 697120	TRW Ø 203 x 39 + RZ / + Zub TopKit
1.8	69	08/95→03/01	➡	→ 02/01		03.0137-0312.2 650312 03.0520-2219.3 692219	TRW Ø 203 x 38 TRW Ø 203 x 39 + RZ / + Zub TopKit
1.8 16V	88	04/98→03/01	➡	→ 02/01; nicht für Ausstattungsvariante: Initiale / Fairway		03.0137-0312.2 650312 03.0520-7120.3 697120	TRW Ø 203 x 38 TRW Ø 203 x 39 + RZ / + Zub TopKit
2.0	80	03/99→03/01	➡	→ 02/01; nicht für Ausstattungsvariante: Fairway		03.0137-0312.2 650312 03.0520-7120.3 697120	TRW Ø 203 x 38 TRW Ø 203 x 39 + RZ / + Zub TopKit
2.0	84	06/95→02/01	➡	→ 06/95; - ABS		03.0137-0312.2 650312	TRW Ø 203 x 38
			➡	- ABS		03.0520-2219.3 692219	TRW Ø 203 x 39 + RZ / + Zub TopKit
2.0	83	11/93→03/01	➡	07/95→ 02/01; nicht für Ausstattungsvariante: Baccara / Initiale		03.0137-0312.2 650312	TRW Ø 203 x 38
			➡	→ 06/95; - ABS		03.0137-0312.2 650312 03.0520-2219.3 692219	TRW Ø 203 x 38 TRW Ø 203 x 39 + RZ / + Zub TopKit
			➡	07/95→ 02/01		03.0137-0312.2 650312 03.0520-2219.3 692219	TRW Ø 203 x 38 TRW Ø 203 x 39 + RZ / + Zub TopKit
			➡	07/95→ 02/01; nicht für Ausstattungsvariante: Initiale / Baccara		03.0520-2219.3 692219	TRW Ø 203 x 39 + RZ / + Zub TopKit
2.2 D	61	11/93→03/01	➡	→ 06/95; - ABS		03.0137-0312.2 650312 03.0520-2219.3 692219	TRW Ø 203 x 38 TRW Ø 203 x 39 + RZ / + Zub TopKit
 Seilzug, Feststellbremse							
1.6 16V	79	11/97→03/01		→ 02/01; Trommelbremse; 	2	24.3727-1032.2 581032	L= 1.187
1.8	66 - 69	08/95→03/01					
1.9 dTi	72	10/97→03/01					
2.0	80	03/99→03/01					
1.8	69 - 70	06/95→02/01		Trommelbremse; 	2	24.3727-1032.2 581032	L= 1.187
1.8	66	11/93→03/01		05/95→ 02/01; Trommelbremse; 	2	24.3727-1032.2 581032	L= 1.187
				→ 04/95; - ABS; Trommelbremse; 	2	24.3727-1032.2 581032	L= 1.187
				→ 04/95; + ABS; Scheibenbremse; 	2	24.3727-1033.2 581033	L= 1.247
1.8 16V	88	04/98→03/01		→ 02/01; Trommelbremse; nicht für Ausstattungsvariante: Initiale; 	2	24.3727-1032.2 581032	L= 1.187
				→ 02/01; Scheibenbremse; Initiale; 	2	24.3727-1053.2 581053	L= 1.183
1.9 dCi	79	09/99→03/01			2	24.3727-1053.2 581053	L= 1.183
2.0 16V	103	09/99→03/01		→ 02/01; Scheibenbremse; 	2	24.3727-1053.2 581053	L= 1.183
3.0 24V	140	03/97→03/01					
2.0	83	11/93→03/01		05/95→ 02/01; Trommelbremse; nicht für Ausstattungsvariante: Baccara; 	2	24.3727-1032.2 581032	L= 1.187
				→ 04/95; - ABS; Trommelbremse; nicht für Ausstattungsvariante: Baccara; 	2	24.3727-1032.2 581032	L= 1.187
				→ 01/97; Scheibenbremse; Baccara; 	2	24.3727-1033.2 581033	L= 1.247
				→ 04/95; + ABS; Scheibenbremse; nicht für Ausstattungsvariante: Baccara; 	2	24.3727-1033.2 581033	L= 1.247
				02/97→ 02/01; Scheibenbremse; Baccara; 	2	24.3727-1053.2 581053	L= 1.183
2.0 16V	102	06/95→03/01		→ 02/01; - ABS; Scheibenbremse; 	2	24.3727-1033.2 581033	L= 1.247
2.2 dT	83	03/96→03/01		→ 01/97; + ABS; Scheibenbremse; 	2	24.3727-1033.2 581033	L= 1.247
→							

















	kw			 	! #		
RENAULT - LAGUNA I (B56_, 556_) 11/93→08/02							
 Seilzug, Feststellbremse							
2.0 16V 2.2 dT	102 83	06/95→03/01 03/96→03/01		02/97→ 02/01; + ABS; Scheibenbremse; ↓	2	24.3727-1053.2 581053	L= 1.183
2.2 D	61	11/93→03/01		→ 02/01; - ABS; Trommelbremse; ↓	2	24.3727-1032.2 581032	L= 1.187
				→ 02/01; + ABS; Scheibenbremse; ↓	2	24.3727-1033.2 581033	L= 1.247
3.0	123	11/93→03/01		→ 01/97; Scheibenbremse; ↓	2	24.3727-1033.2 581033	L= 1.247
				02/97→ 02/01; Scheibenbremse; ↓	2	24.3727-1053.2 581053	L= 1.183
RENAULT - LAGUNA I Grandtour (K56_) 09/95→08/02							
 Radbremszylinder							
1.8	66	09/95→03/01	→	→ 05/96; - ABS	2	24.3220-1711.3 020409	TRW GG
			→	06/96→ 04/98	2	24.3220-1711.3 020409	TRW GG
			→	06/96→ 02/01	2	24.3220-1711.3 020409	TRW GG
1.8 2.2 D	69 61	09/95→03/01 09/95→03/01	→	→ 05/96; - ABS	2	24.3220-1711.3 020409	TRW GG
			→	06/96→ 02/01	2	24.3220-1711.3 020409	TRW GG
2.0	83	09/95→03/01	→	11/95→ 05/96; - ABS	2	24.3220-1711.3 020409	TRW GG
			→	→ 05/96; - ABS	2	24.3220-1711.3 020409	TRW GG
			→	06/96→ 04/98	2	24.3220-1711.3 020409	TRW GG
			→	→ 02/01	2	24.3220-1711.3 020409	TRW GG
			→	06/96→ 02/01	2	24.3220-1711.3 020409	TRW GG
Zubehörsatz, Bremsbacken							
1.6 16V 1.9 dTi	79 72	11/97→03/01 10/97→03/01	→	→ 02/01		03.0137-9220.2 669220	TRW
1.8 2.2 D	66 - 69 61	09/95→03/01 09/95→03/01	→	→ 05/96; - ABS		03.0137-9220.2 669220	TRW
			→	06/96→ 02/01		03.0137-9220.2 669220	TRW
1.8 16V	88	04/98→03/01	→	→ 02/01; nicht für Ausstattungsvariante: Fairway		03.0137-9220.2 669220	TRW
			→	02/99→ 02/01		03.0137-9220.2 669220	TRW
			→	05/99→ 02/01		03.0137-9220.2 669220	TRW
2.0	84	10/98→01/01	→			03.0137-9220.2 669220	TRW
2.0	83	09/95→03/01	→	→ 05/96; - ABS		03.0137-9220.2 669220	TRW
			→	11/95→ 05/96; - ABS		03.0137-9220.2 669220	TRW
			→	→ 02/01		03.0137-9220.2 669220	TRW
			→	06/96→ 02/01		03.0137-9220.2 669220	TRW
Bremsbackensatz							
1.6 16V 1.9 dTi	79 72	11/97→03/01 10/97→03/01	→	→ 02/01		03.0137-0336.2 650336 03.0520-5922.3 695922	TRW Ø 229 x 42 + HEB TRW Ø 229 x 42 + RZ / + Zub TopKit
1.8	66	09/95→03/01	→	→ 05/96; - ABS		03.0137-0336.2 650336 03.0520-5520.3 695520	TRW Ø 229 x 42 + HEB TRW Ø 229 x 42 + RZ / + Zub TopKit
			→	06/96→ 02/01		03.0137-0336.2 650336 03.0520-5520.3 695520	TRW Ø 229 x 42 + HEB TRW Ø 229 x 42 + RZ / + Zub TopKit
			→	06/96→ 04/98		03.0520-5520.3 695520	TRW Ø 229 x 42 + RZ / + Zub TopKit
			→	05/98→ 02/01		03.0520-5922.3 695922	TRW Ø 229 x 42 + RZ / + Zub TopKit
1.8 2.2 D	69 61	09/95→03/01 09/95→03/01	→	→ 05/96; - ABS		03.0137-0336.2 650336 03.0520-5520.3 695520	TRW Ø 229 x 42 + HEB TRW Ø 229 x 42 + RZ / + Zub TopKit
			→	06/96→ 02/01		03.0137-0336.2 650336 03.0520-5520.3 695520	TRW Ø 229 x 42 + HEB TRW Ø 229 x 42 + RZ / + Zub TopKit
1.8 16V	88	04/98→03/01	→	→ 02/01; nicht für Ausstattungsvariante: Fairway		03.0137-0336.2 650336 03.0520-5922.3 695922	TRW Ø 229 x 42 + HEB TRW Ø 229 x 42 + RZ / + Zub TopKit
			→	02/99→ 02/01		03.0137-0336.2 650336	TRW Ø 229 x 42 + HEB
			→	05/99→ 02/01		03.0137-0336.2 650336	TRW Ø 229 x 42 + HEB
2.0 →	84	10/98→01/01	→			03.0137-0336.2 650336	TRW Ø 229 x 42 + HEB













	kw					! #			
RENAULT - LAGUNA I Grandtour (K56_) 09/95→08/02									
 Bremsbackensatz									
2.0	84	10/98→01/01	➔				03.0520-5520.3 695520	TRW Ø 229 x 42 + RZ / + Zub TopKit	
2.0	83	09/95→03/01	➔	11/95→05/96; - ABS			03.0137-0336.2 650336 03.0520-5520.3 695520	TRW Ø 229 x 42 + HEB TRW Ø 229 x 42 + RZ / + Zub TopKit	
				➔	→ 05/96; - ABS			03.0137-0336.2 650336 03.0520-5520.3 695520	TRW Ø 229 x 42 + HEB TRW Ø 229 x 42 + RZ / + Zub TopKit
				➔	→ 02/01			03.0137-0336.2 650336 03.0520-5520.3 695520	TRW Ø 229 x 42 + HEB TRW Ø 229 x 42 + RZ / + Zub TopKit
				➔	06/96→02/01			03.0137-0336.2 650336 03.0520-5520.3 695520	TRW Ø 229 x 42 + HEB TRW Ø 229 x 42 + RZ / + Zub TopKit
				➔	06/96→04/98			03.0520-5520.3 695520	TRW Ø 229 x 42 + RZ / + Zub TopKit
				➔	05/98→02/01			03.0520-5922.3 695922	TRW Ø 229 x 42 + RZ / + Zub TopKit
				 Seilzug, Feststellbremse					
1.6 16V 1.8 16V 1.9 dTi	79 88 72	11/97→03/01 04/98→03/01 10/97→03/01		→ 02/01; Trommelbremse; ⚡			24.3727-1040.2 581040	L= 1.190	
1.8 2.2 D	66 - 69 61	09/95→03/01 09/95→03/01		→ 05/96; + ABS; Scheibenbremse; ⚡			24.3727-1033.2 581033	L= 1.247	
				06/96→02/01; Trommelbremse; ⚡			24.3727-1040.2 581040	L= 1.190	
1.9 dCi 3.0 24V 2.0	79 140 84	09/99→03/01 03/97→03/01 10/98→01/01		→ 05/96; - ABS; Trommelbremse; ⚡			24.3727-1040.2 581040	L= 1.190	
				→ 02/01; Scheibenbremse; ⚡			24.3727-1053.2 581053	L= 1.183	
2.0	83	09/95→03/01		+ ABS; Scheibenbremse; ⚡			24.3727-1033.2 581033	L= 1.247	
				Trommelbremse; ⚡			24.3727-1040.2 581040	L= 1.190	
2.0	83	09/95→03/01		11/95→05/96; + ABS; Scheibenbremse; ⚡			24.3727-1033.2 581033	L= 1.247	
				→ 05/96; + ABS; Scheibenbremse; ⚡			24.3727-1033.2 581033	L= 1.247	
				11/95→05/96; - ABS; Trommelbremse; ⚡			24.3727-1040.2 581040	L= 1.190	
				→ 02/01; Trommelbremse; ⚡			24.3727-1040.2 581040	L= 1.190	
				→ 05/96; - ABS; Trommelbremse; ⚡			24.3727-1040.2 581040	L= 1.190	
				06/96→02/01; Trommelbremse; ⚡			24.3727-1040.2 581040	L= 1.190	
2.0 16V	102	09/95→03/01		→ 01/97; Scheibenbremse; ⚡			24.3727-1033.2 581033	L= 1.247	
				→ 02/01; Scheibenbremse; ⚡			24.3727-1033.2 581033	L= 1.247	
				09/99→02/01; Scheibenbremse; ⚡			24.3727-1053.2 581053	L= 1.183	
				02/97→02/01; Scheibenbremse; ⚡			24.3727-1053.2 581053	L= 1.183	
2.2 dT	83	03/96→03/01		→ 01/97; Scheibenbremse; ⚡			24.3727-1033.2 581033	L= 1.247	
				02/97→02/01; Scheibenbremse; ⚡			24.3727-1053.2 581053	L= 1.183	
3.0	123	02/96→03/01		→ 02/01; Scheibenbremse; ⚡			24.3727-1033.2 581033	L= 1.247	
				03/96→01/97; Scheibenbremse; ⚡			24.3727-1033.2 581033	L= 1.247	
				02/97→02/01; Scheibenbremse; ⚡			24.3727-1053.2 581053	L= 1.183	
RENAULT - LAGUNA II (BG0/1_) 03/01→12/07									
 Seilzug, Feststellbremse									
1.6 1.6 16V 1.6 LPG 1.8 16V	76 79 79 86 - 89	03/01→05/05 03/01→05/05 03/01→05/05 03/01→05/05		Scheibenbremse; ⚡			24.3727-1062.2 581062	L= 2.220	
1.9 dCi	68 - 74	10/01→05/05							
1.9 dCi 2.0 16V 2.0 16V Turbo 2.0 dCi 2.2 dCi	77 98 120 110 85 - 110	06/01→05/05 08/02→12/06 01/03→03/05 08/05→08/06 10/01→08/06							
2.9 V6 24V	155	03/01→08/07							
1.6 16V 1.8 16V	82 85 - 88	02/05→08/07 03/01→12/07		→ 06/07; Scheibenbremse; ⚡			24.3727-1062.2 581062	L= 2.220	
1.9 dCi ➔	79 - 96	03/01→12/07							
















	kW					! #		
RENAULT - LAGUNA II (BG0/1_) 03/01→12/07								
 Seilzug, Feststellbremse								
2.0 16V	99 - 150	08/02→12/07			→ 06/07; Scheibenbremse; 	2	24.3727-1062.2 581062	L= 2.220
2.0 16V IDE	103	04/01→09/07						
2.0 dCi	127	01/06→08/07						
2.2 dCi	102	05/05→08/07						
3.0 V6 24V	152	03/01→08/07						
RENAULT - LAGUNA II Grandtour (KG0/1_) 03/01→12/07								
 Seilzug, Feststellbremse								
1.6	76	03/01→10/05			Scheibenbremse; 	2	24.3727-1062.2 581062	L= 2.220
1.8 16V	85 - 89	03/01→05/05						
1.9 dCi	68 - 74	10/01→05/05						
1.9 dCi	77	06/01→05/05						
2.0 16V Turbo	120	01/03→08/05						
2.0 dCi	110	08/05→08/06						
2.2 dCi	85 - 110	10/01→08/06						
2.9 V6 24V	155	10/03→12/07						
3.0 V6 24V	152	03/01→12/07						
1.6 16V	79 - 82	03/01→12/07			→ 06/07; Scheibenbremse; 	2	24.3727-1062.2 581062	L= 2.220
1.6 Bifuel	79	06/05→12/07						
1.9 dCi	79 - 96	03/01→12/07						
2.0 16V	98 - 150	08/02→12/07						
2.0 16V IDE	103	04/01→09/07						
2.0 dCi	127	01/06→12/07						
2.2 dCi	102	05/05→12/07						
1.9 dCi	66	08/03→09/07			03/04→ 06/07; Scheibenbremse; 	2	24.3727-1062.2 581062	L= 2.220
RENAULT - LAGUNA III (BT0/1) 10/07→12/15								
 Seilzug, Feststellbremse								
1.5 dCi	81	10/07→12/15			Scheibenbremse; 	2	24.3727-1089.2 581089	L= 2.224
1.6 16V	81	10/07→12/15						
2.0 16V	103	10/07→12/12						
2.0 16V Hi-Flex	103	10/07→12/15						
2.0 16V Turbo	125	10/07→12/15						
2.0 dCi	96 - 127	10/07→12/15						
2.0 dCi GT	131	03/08→12/15						
2.0 GT	150	03/08→12/15						
3.0 dCi	173	09/08→12/15						
3.5 V6	175	04/08→12/15						
RENAULT - LAGUNA III Grandtour (KT0/1) 10/07→12/15								
 Seilzug, Feststellbremse								
1.5 dCi	81	10/07→12/15			Scheibenbremse; 	2	24.3727-1089.2 581089	L= 2.224
1.6 16V	81	10/07→12/15						
2.0 16V	103	10/07→12/15						
2.0 16V Hi-Flex	103	10/07→12/15						
2.0 16V Turbo	125	10/07→12/15						
2.0 dCi	96 - 127	10/07→12/15						
2.0 dCi GT	131	03/08→12/15						
2.0 GT	150	03/08→12/15						
3.0 dCi	173	09/08→12/15						
3.5 V6	175	04/08→12/15						
RENAULT - LAGUNA Coupe (DT0/1) 09/08→12/15								
 Seilzug, Feststellbremse								
1.5 dCi	81	03/12→12/15			Scheibenbremse; 	2	24.3727-1089.2 581089	L= 2.224
2.0 16V Turbo	125	09/08→12/15						
2.0 dCi	110 - 127	09/08→12/15						
2.0 dCi GT	131	09/08→12/15						
2.0 GT	150	09/08→12/15						
3.0 dCi	173 - 177	09/08→12/15						
3.5 V6	175	09/08→12/15						
RENAULT - LODGY (JS_) 07/13→								
 Radbremsszylinder								
1.5 dCi	62	01/15→	➔			2	24.3222-1729.3 020526	ALU
1.6	59	07/13→						
➔								

	kw			 	! #		
RENAULT - LODGY (JS_) 07/13→							
Zubehörsatz, Bremsbacken							
1.5 dCi 1.6	62 59	01/15→ 07/13→	➔			03.0137-9228.2 669228	BDX
 Bremsbackensatz							
1.5 dCi 1.6	62 59	01/15→ 07/13→	➔			03.0137-0496.2 650496 03.0520-7222.3 697222	BDX Ø 228 x 42 + HEB Ø 228 x 42 + RZ / + Zub TopKit
RENAULT - LOGAN/STEPWAY II (L8_) 09/12→							
 Radbremszylinder							
1.2 1.2 16V LPG 1.6	55 53 59 - 83	11/13→ 11/13→ 11/13→	➔		2	24.3217-1711.3 020449 24.3219-1761.3 020536 24.3222-1729.3 020526	BOS ALU ALU ALU
1.5 dCi	62 - 66	12/13→	➔	- ABS + ABS	2	24.3219-1761.3 020536 24.3222-1729.3 020526	ALU ALU
Zubehörsatz, Bremsbacken							
1.2 1.2 16V LPG 1.6	55 53 59 - 83	11/13→ 11/13→ 11/13→	➔			03.0137-9228.2 669228 03.0137-9274.2 669274	BDX BOS
1.5 dCi	62 - 66	12/13→	➔			03.0137-9228.2 669228	BDX
 Bremsbackensatz							
1.2 1.2 16V LPG 1.6	55 53 59 - 83	11/13→ 11/13→ 11/13→	➔			03.0137-0496.2 650496 03.0137-0532.2 650532 03.0520-7919.3 697919	BDX Ø 228 x 42 + HEB BOS Ø 203 x 39 + HEB Ø 228 x 42 + RZ / + Zub TopKit
1.5 dCi	62 - 66	12/13→	➔	- ABS + ABS		03.0137-0496.2 650496 03.0520-7919.3 697919	BDX Ø 228 x 42 + HEB Ø 228 x 42 + RZ / + Zub TopKit
 Seilzug, Feststellbremse							
1.6	75 - 83	04/14→	⬇		2	24.3727-1073.2 581073	L= 1.680
RENAULT - LOGAN I (LS_) 09/04→							
 Radbremszylinder							
1.4 1.4 LPG	55 53	09/04→ 02/08→10/13	➔		2	24.3217-1710.3 020420 24.3219-1722.3 020426	TRW GG BDX GG
1.5 dCi 1.6	48 - 63 64 - 77	04/06→ 09/04→	➔	→ 04/13	2	24.3217-1710.3 020420 24.3219-1722.3 020426	TRW GG BDX GG
Zubehörsatz, Bremsbacken							
1.4 1.4 LPG	55 53	09/04→ 02/08→10/13	➔			03.0137-9088.2 669088 03.0137-9274.2 669274	BDX BOS
1.5 dCi 1.6	48 - 63 64 - 77	04/06→ 09/04→	➔	→ 04/13		03.0137-9088.2 669088 03.0137-9274.2 669274	BDX BOS
 Bremstrommel							
1.4 1.4 LPG	55 53	09/04→ 02/08→10/13	➔			24.0218-0032.1 480118 24.0220-3037.1 480308 24.0220-3721.2 480213	Ø 208 x 53,5 / 181 - RLG Ø 234 x 48 / 204,5 - RLG / - ABS Ring Ø 234 x 48 / 204,5 + RLG / + ABS Ring
			➔	+ ABS		24.0220-3737.2 480218	Ø 234 x 48 / 204,5 + RLG / - ABS Ring
1.5 dCi 1.6	48 - 63 64 - 77	04/06→ 09/04→	➔	→ 04/13		24.0218-0032.1 480118 24.0220-3037.1 480308 24.0220-3721.2 480213	Ø 208 x 53,5 / 181 - RLG Ø 234 x 48 / 204,5 - RLG / - ABS Ring Ø 234 x 48 / 204,5 + RLG / + ABS Ring
			➔	→ 04/13; - ABS			
			➔	→ 04/13; + ABS		24.0220-3737.2 480218	Ø 234 x 48 / 204,5 + RLG / - ABS Ring
→							















	kw					! #		
RENAULT - LOGAN I (LS_) 09/04→								
 Bremsbackensatz								
1.4 1.4 LPG	55 53	09/04→ 02/08→10/13	➔				03.0137-0358.2 650358 03.0137-0532.2 650532 03.0520-3517.3 693517 03.0520-4719.3 694719	BDX Ø 180 x 42 + HEB BOS Ø 203 x 39 + HEB TRW Ø 203 x 39 + RZ / + Zub TopKit BOS Ø 180 x 42 + RZ / + Zub TopKit
1.5 dCi 1.6	48 - 63 64 - 77	04/06→ 09/04→	➔	→ 04/13			03.0137-0358.2 650358 03.0137-0532.2 650532 03.0520-3517.3 693517 03.0520-4719.3 694719	BDX Ø 180 x 42 + HEB BOS Ø 203 x 39 + HEB TRW Ø 203 x 39 + RZ / + Zub TopKit BOS Ø 180 x 42 + RZ / + Zub TopKit
 Seilzug, Feststellbremse								
1.4 1.4 LPG	55 53	09/04→ 02/08→10/13		Trommelbremse; ☑		2	24.3727-1073.2 581073	L= 1.680
1.5 dCi 1.6	48 - 63 64 - 77	04/06→ 09/04→		→ 04/13; Trommelbremse; ☑		2	24.3727-1073.2 581073	L= 1.680
RENAULT - LOGAN I Kombi (KS_) 04/07→								
 Radbremszylinder								
1.4 1.5 dCi 1.6	55 50 - 66 64 - 77	10/07→ 04/07→ 04/07→	➔	→ 04/13		2	24.3217-1710.3 020420 24.3219-1722.3 020426	TRW GG BDX GG
Zubehörsatz, Bremsbacken								
1.4 1.5 dCi 1.6	55 50 - 66 64 - 77	10/07→ 04/07→ 04/07→	➔	→ 04/13			03.0137-9088.2 669088 03.0137-9278.2 669278	BDX
 Bremstrommel								
1.4 1.5 dCi 1.6	55 50 - 66 64 - 77	10/07→ 04/07→ 04/07→	➔	→ 04/13			24.0218-0032.1 480118 24.0220-3037.1 480308 24.0220-3721.2 480213 24.0220-3737.2 480218	Ø 208 x 53,5 / 181 - RLG Ø 234 x 48 / 204,5 - RLG / - ABS Ring Ø 234 x 48 / 204,5 + RLG / + ABS Ring Ø 234 x 48 / 204,5 + RLG / - ABS Ring
 Bremsbackensatz								
1.4 1.5 dCi 1.6	55 50 - 66 64 - 77	10/07→ 04/07→ 04/07→	➔	→ 04/13			03.0137-0312.2 650312 03.0137-0358.2 650358 03.0520-4719.3 694719 03.0520-3517.3 693517	TRW Ø 203 x 38 BDX Ø 180 x 42 + HEB BOS Ø 180 x 42 + RZ / + Zub TopKit TRW Ø 203 x 39 + RZ / + Zub TopKit
 Seilzug, Feststellbremse								
1.4 1.5 dCi 1.6	55 50 - 66 64 - 77	10/07→ 04/07→ 04/07→		→ 04/13; Trommelbremse; ☑		2	24.3727-1073.2 581073	L= 1.680
RENAULT - LOGAN II Kombi (K8_) 11/13→								
 Radbremszylinder								
1.2 16V 1.2 16V LPG 1.5 dCi 1.6 TCe 90	54 53 62 - 66 59 66	12/13→ 12/13→ 12/13→ 12/13→ 02/17→12/20	➔			2	24.3219-1761.3 020536	ALU
1.6	78	12/13→	➔	Bremstrommeldurchmesser innen [Zoll]: 8		2	24.3217-1711.3 020449	BOS ALU
➔			➔	Bremstrommeldurchmesser innen [Zoll]: 9		2	24.3219-1761.3 020536	ALU


















































	kw					! #		
RENAULT - LOGAN II Kombi (K8_) 11/13→								
Zubehörsatz, Bremsbacken								
1.2 16V	54	12/13→	➔			03.0137-9274.2	669274	BOS
1.2 16V LPG	53	12/13→						
1.5 dCi	62 - 66	12/13→	➔			03.0137-9228.2	669228	BDX
1.6	59	12/13→						
1.6	78	12/13→	➔	Bremstrommeldurchmesser innen [Zoll]:	9	03.0137-9228.2	669228	BDX
			➔	Bremstrommeldurchmesser innen [Zoll]:	8	03.0137-9274.2	669274	BOS
 Bremsbackensatz								
1.2 16V	54	12/13→	➔			03.0137-0532.2	650532	BOS Ø 203 x 39 + HEB
1.2 16V LPG	53	12/13→	➔	+ ABS		03.0520-7919.3	697919	Ø 228 x 42 + RZ / + Zub TopKit
1.5 dCi	62 - 66	12/13→	➔			03.0137-0496.2	650496	BDX Ø 228 x 42 + HEB
1.6	59	12/13→	➔	+ ABS		03.0520-7919.3	697919	Ø 228 x 42 + RZ / + Zub TopKit
1.6	78	12/13→	➔	Bremstrommeldurchmesser innen [Zoll]:	9	03.0137-0496.2	650496	BDX Ø 228 x 42 + HEB
			➔	Bremstrommeldurchmesser innen [Zoll]:	8	03.0137-0532.2	650532	BOS Ø 203 x 39 + HEB
						03.0520-5017.3	695017	BOS Ø 203 x 39 + RZ / + Zub TopKit
TCe 90	66	02/17→12/20	➔	Bremstrommeldurchmesser innen [Zoll]:	9	03.0137-0496.2	650496	BDX Ø 228 x 42 + HEB
 Seilzug, Feststellbremse								
1.6	78	12/13→		Trommelbremse; 	2	24.3727-1073.2	581073	L= 1.680
RENAULT - LOGAN EXPRESS (US_) 04/07→								
 Radbremszylinder								
1.5 dCi	50	04/07→	➔	→ 04/13; nicht für erhöhte Nutzlast		24.3219-1761.3	020536	ALU
1.6	64	04/07→	➔	→ 04/13; für erhöhte Nutzlast		24.3222-1729.3	020526	ALU
Zubehörsatz, Bremsbacken								
1.5 dCi	50	04/07→	➔	→ 04/13		03.0137-9228.2	669228	BDX
1.6	64	04/07→						
 Bremsbackensatz								
1.5 dCi	50	04/07→	➔	→ 04/13		03.0137-0496.2	650496	BDX Ø 228 x 42 + HEB
1.6	64	04/07→				03.0520-7222.3	697222	Ø 228 x 42 + RZ / + Zub TopKit
 Seilzug, Feststellbremse								
1.5 dCi	50	04/07→		→ 04/13; Trommelbremse; 	2	24.3727-1074.2	581074	L= 1.993
1.6	64	04/07→						
RENAULT - MASTER I Bus (T_) 08/80→07/98								
 Radbremszylinder								
28-35 2.0	58	10/86→07/98	➔			24.3225-1101.3	020294	TRW GG
28-35 2.1 D	44	08/80→07/98						
28-35 2.5 D	55	08/89→07/98						
30 2.2	67	08/80→07/98						
35 2	69	08/89→07/98						
5 TD	69	08/89→07/98						
Zubehörsatz, Bremsbacken								
28-35 2.0	58	10/86→07/98	➔			03.0137-9013.2	669013	TRW
28-35 2.1 D	44	08/80→07/98	➔	→ 08/94		03.0137-9013.2	669013	TRW
28-35 2.5 D	55	08/89→07/98	➔	09/94→		03.0137-9216.2	669216	TRW
30 2.2	67	08/80→07/98						
35 2	69	08/89→07/98						
5 TD	69	08/89→07/98						
 Bremsbackensatz								
28-35 2.0	58	10/86→07/98	➔			03.0137-0036.2	650036	TRW Ø 254 x 57
28-35 2.1 D	44	08/80→07/98	➔			03.0520-0125.3	690125	TRW Ø 254 x 57 + RZ / + Zub TopKit
28-35 2.5 D	55	08/89→07/98	➔					
30 2.2	67	08/80→07/98	➔	→ 08/94		03.0137-0036.2	650036	TRW Ø 254 x 57
35 2	69	08/89→07/98	➔			03.0520-0125.3	690125	TRW Ø 254 x 57 + RZ / + Zub TopKit
5 TD	69	08/89→07/98	➔	09/94→		03.0137-0330.2	650330	TRW Ø 254 x 57 + HEB
						03.0520-0125.3	690125	TRW Ø 254 x 57 + RZ / + Zub TopKit










	kw					! #		
RENAULT - MASTER I Kasten (T_) 07/80→07/98								
 Radbremszylinder								
28-35 2	55 - 72	08/89→07/98	➔				24.3225-1101.3 020294	TRW GG
5 D	55	08/89→07/98						
5 TD	69 - 72	08/89→07/98						
28-35 2.0	58	10/86→07/98						
28-35 2.1 D	44	08/80→07/98						
30 2.2	67	08/80→07/98						
35 2	69	08/89→07/98						
Zubehörsatz, Bremsbacken								
28-35 2	55 - 72	08/89→07/98	➔				03.0137-9013.2 669013	TRW
5 D	55	08/89→07/98	➔	→ 08/94			03.0137-9013.2 669013	TRW
5 TD	69 - 72	08/89→07/98	➔	09/94→			03.0137-9216.2 669216	TRW
28-35 2.0	58	10/86→07/98						
28-35 2.1 D	44	08/80→07/98						
30 2.2	67	08/80→07/98						
35 2	69	08/89→07/98						
 Bremsbackensatz								
28-35 2	55 - 72	08/89→07/98	➔				03.0137-0036.2 650036	TRW Ø 254 x 57
5 D	55	08/89→07/98					03.0520-0125.3 690125	TRW Ø 254 x 57 + RZ / + Zub TopKit
5 TD	69 - 72	08/89→07/98	➔	→ 08/94			03.0137-0036.2 650036	TRW Ø 254 x 57
28-35 2.0	58	10/86→07/98					03.0520-0125.3 690125	TRW Ø 254 x 57 + RZ / + Zub TopKit
28-35 2.1 D	44	08/80→07/98						
30 2.2	67	08/80→07/98						
35 2	69	08/89→07/98	➔	09/94→			03.0137-0330.2 650330	TRW Ø 254 x 57 + HEB
							03.0520-0125.3 690125	TRW Ø 254 x 57 + RZ / + Zub TopKit
RENAULT - MASTER I Pritsche/Fahrgestell (P_) 07/80→07/98								
 Radbremszylinder								
28-35 2.0	58	10/86→07/98	➔				24.3225-1101.3 020294	TRW GG
28-35 2.5 D	52	09/80→07/98	➔	08/89→			24.3225-1101.3 020294	TRW GG
Zubehörsatz, Bremsbacken								
28-35 2.0	58	10/86→07/98	➔				03.0137-9013.2 669013	TRW
			➔	→ 08/94			03.0137-9013.2 669013	TRW
			➔	09/94→			03.0137-9216.2 669216	TRW
28-35 2.5 D	52	09/80→07/98	➔	08/89→ 08/94			03.0137-9013.2 669013	TRW
			➔	08/89→			03.0137-9013.2 669013	TRW
			➔	09/94→			03.0137-9216.2 669216	TRW
 Bremsbackensatz								
28-35 2.0	58	10/86→07/98	➔				03.0137-0036.2 650036	TRW Ø 254 x 57
				→ 08/94			03.0520-0125.3 690125	TRW Ø 254 x 57 + RZ / + Zub TopKit
			➔	09/94→			03.0137-0036.2 650036	TRW Ø 254 x 57
							03.0520-0125.3 690125	TRW Ø 254 x 57 + RZ / + Zub TopKit
28-35 2.5 D	52	09/80→07/98	➔	08/89→ 08/94			03.0137-0036.2 650036	TRW Ø 254 x 57
							03.0520-0125.3 690125	TRW Ø 254 x 57 + RZ / + Zub TopKit
			➔	08/89→			03.0137-0036.2 650036	TRW Ø 254 x 57
							03.0520-0125.3 690125	TRW Ø 254 x 57 + RZ / + Zub TopKit
			➔	09/94→			03.0137-0330.2 650330	TRW Ø 254 x 57 + HEB
							03.0520-0125.3 690125	TRW Ø 254 x 57 + RZ / + Zub TopKit
RENAULT - MASTER II Bus (JD) 03/98→								
 Radbremszylinder								
2.5 D	59	07/98→01/01	➔	→ 07/00; ☐			24.3223-1707.3 020435	BDX GG
→								










	kw			 	! #		
RENAULT - MASTER II Bus (JD) 03/98→							
 Radbremszylinder							
2.8 dTI	84	07/98→10/01	➔	→ 07/00; ☐		24.3223-1708.3 020436	BDX GG
Zubehörsatz, Bremsbacken							
2.5 D	59	07/98→01/01	➔	→ 07/00		03.0137-9240.2 669240	
2.8 dTI	84	07/98→10/01					
 Bremstrommel							
2.5 D	59	07/98→01/01	➔	→ 07/00		24.0228-0002.1 480159	Ø 320 x 69,5 / 282
2.8 dTI	84	07/98→10/01					
 Bremsbackensatz							
2.5 D	59	07/98→01/01	➔	→ 07/00		03.0137-0382.2 650382	Ø 280 x 65
2.8 dTI	84	07/98→10/01					
 Seilzug, Feststellbremse							
1.9 dCi 80	60	11/01→		→ 08/06; ☒	1	24.3727-0762.2 580762	L= 1.175
1.9 dTI	59	09/00→		→ 08/06; Scheibenbremse; ☒	2	24.3727-1000.2 581000	L= 1.737
2.2 dCi 90	66	09/00→					
2.5 dCi 100	73	10/03→		→ 08/06; Trommelbremse; ☒	2	24.3727-1072.2 581072	L= 1.420
2.5 dCi 120	84	10/01→					
3.0 dCi 140	100	10/03→					
2.5 D	59	07/98→01/01		☒	1	24.3727-0762.2 580762	L= 1.175
2.8 dTI	84	07/98→10/01		Scheibenbremse; ☒	2	24.3727-1000.2 581000	L= 1.737
				Trommelbremse; ☒	2	24.3727-1072.2 581072	L= 1.420
2.5 dCi	74 - 107	08/06→		→ 12/10; Scheibenbremse; ☒	1	24.3727-0762.2 580762	L= 1.175
				→ 12/10; Scheibenbremse; ☒	2	24.3727-1000.2 581000	L= 1.737
RENAULT - MASTER II Kasten (FD) 07/98→							
 Radbremszylinder							
2.5 D	59	07/98→01/01	➔	→ 07/00; ☐		24.3223-1707.3 020435	BDX GG
2.8 dTI	84	07/98→10/01	➔	→ 07/00; ☐		24.3223-1708.3 020436	BDX GG
2.8 D	63	01/02→09/04	➔	☐		24.3223-1707.3 020435	BDX GG
			➔	☐		24.3223-1708.3 020436	BDX GG
Zubehörsatz, Bremsbacken							
2.5 D	59	07/98→01/01	➔	→ 07/00		03.0137-9240.2 669240	
2.8 dTI	84	07/98→10/01					
2.8 D	63	01/02→09/04	➔			03.0137-9240.2 669240	
 Bremstrommel							
2.5 D	59	07/98→01/01	➔	→ 07/00		24.0228-0002.1 480159	Ø 320 x 69,5 / 282
2.8 dTI	84	07/98→10/01					
2.8 D	63	01/02→09/04	➔			24.0228-0002.1 480159	Ø 320 x 69,5 / 282
 Bremsbackensatz							
2.5 D	59	07/98→01/01	➔	→ 07/00		03.0137-0382.2 650382	Ø 280 x 65
2.8 dTI	84	07/98→10/01					
2.8 D	63	01/02→09/04	➔			03.0137-0382.2 650382	Ø 280 x 65
 Seilzug, Feststellbremse							
1.9 dCi 80	60	11/01→		→ 08/06; ☒	1	24.3727-0762.2 580762	L= 1.175
1.9 dTI	59	09/00→		→ 08/06; Scheibenbremse; ☒	2	24.3727-1000.2 581000	L= 1.737
2.2 dCi 90	66	09/00→					
2.5 dCi 100	73	10/03→		→ 08/06; Trommelbremse; ☒	2	24.3727-1072.2 581072	L= 1.420
2.5 dCi 120	84	10/01→					
3.0 dCi 140	100	10/03→10/06					
2.5 D	59	07/98→01/01		08/00→; ☒	1	24.3727-0762.2 580762	L= 1.175
2.8 dTI	84	07/98→10/01		08/00→; Scheibenbremse; ☒	2	24.3727-1000.2 581000	L= 1.737
				08/00→; Trommelbremse; ☒	2	24.3727-1072.2 581072	L= 1.420
2.5 dCi	74	08/06→01/10		Scheibenbremse; ☒	1	24.3727-0762.2 580762	L= 1.175
				Scheibenbremse; ☒	2	24.3727-1000.2 581000	L= 1.737
2.5 dCi	85	10/04→02/12		☒	1	24.3727-0762.2 580762	L= 1.175
2.8 D	63	01/02→09/04		Scheibenbremse; ☒	2	24.3727-1000.2 581000	L= 1.737
				Trommelbremse; ☒	2	24.3727-1072.2 581072	L= 1.420
2.5 dCi	88 - 107	08/06→		→ 12/10; Scheibenbremse; ☒	1	24.3727-0762.2 580762	L= 1.175
				→ 12/10; Scheibenbremse; ☒	2	24.3727-1000.2 581000	L= 1.737

























	kW					! #		
RENAULT - MASTER II Pritsche/Fahrgestell (ED/HD/UD) 07/98→								
 Radbremszylinder								
2.5 D 2.8 dTI	59 84	07/98→01/01 07/98→10/01	➡	→ 07/00; ☐		24.3223-1707.3	020435	BDX GG
			➡	→ 07/00; ☐		24.3223-1708.3	020436	BDX GG
Zubehörsatz, Bremsbacken								
2.5 D 2.8 dTI	59 84	07/98→01/01 07/98→10/01	➡	→ 07/00		03.0137-9240.2	669240	
 Bremstrommel								
2.5 D 2.8 dTI	59 84	07/98→01/01 07/98→10/01	➡	→ 07/00		24.0228-0002.1	480159	∅ 320 x 69,5 / 282
 Bremsbackensatz								
2.5 D 2.8 dTI	59 84	07/98→01/01 07/98→10/01	➡	→ 07/00		03.0137-0382.2	650382	∅ 280 x 65
 Seilzug, Feststellbremse								
2.2 dCi 90	66	09/00→		→ 08/06; ☐	2	24.3727-0762.2	580762	L= 1.175
2.5 dCi 100	73	10/03→			2	24.3727-1000.2	581000	L= 1.737
2.5 dCi 120	84	10/01→		→ 08/06; Scheibenbremse; ☐	2	24.3727-1072.2	581072	L= 1.420
3.0 dCi 140	100	10/03→		→ 08/06; Trommelbremse; ☐	2	24.3727-1072.2	581072	L= 1.420
2.5 D	59	07/98→01/01		☐	2	24.3727-0762.2	580762	L= 1.175
2.8 dTI	84	07/98→10/01		Scheibenbremse; ☐	2	24.3727-1000.2	581000	L= 1.737
				Trommelbremse; ☐	2	24.3727-1072.2	581072	L= 1.420
2.5 dCi	74 - 107	08/06→		→ 12/10; Scheibenbremse; ☐	1	24.3727-0762.2	580762	L= 1.175
				→ 12/10; Scheibenbremse; ☐	2	24.3727-1000.2	581000	L= 1.737
RENAULT - MASTER III Bus (JV) 02/11→								
 Seilzug, Feststellbremse								
2.3 dCi 100 FWD	74	02/11→		mittlerer Radstand / für verlängerten Radstand; ☐	1	24.3727-3606.2	583606	L= 1.032
2.3 dCi 110 FWD	81	09/14→						
2.3 dCi 125 FWD	92	02/11→		für verkürzten Radstand; ☐	1	24.3727-3607.2	583607	L= 1.086
2.3 dCi 135 FWD	100	07/14→						
2.3 dCi 145 FWD	107	02/11→						
2.3 dCi 150 FWD	110	10/12→						
2.3 dCi 165 FWD	120	07/14→						
2.3 dCi 170 FWD	125	07/15→						
2.3 dCi 180 FWD	132	01/20→						
RENAULT - MASTER III Kasten (FV) 02/10→								
 Seilzug, Feststellbremse								
2.3 dCi 100 FWD	74	02/10→		für verkürzten Radstand; Scheibenbremse; ☐	2	24.3727-3602.2	583602	L= 1.730
2.3 dCi 110 FWD	81	09/14→						
2.3 dCi 125 FWD	92	02/10→		mittlerer Radstand / für verlängerten Radstand; ☐	1	24.3727-3606.2	583606	L= 1.032
2.3 dCi 130 FWD	96	06/16→						
2.3 dCi 135 FWD	100	07/14→		für verkürzten Radstand; ☐	1	24.3727-3607.2	583607	L= 1.086
2.3 dCi 145 FWD	107	02/10→						
2.3 dCi 150 FWD	110	03/13→						
2.3 dCi 165 FWD	120	07/14→						
2.3 dCi 170 FWD	125	07/15→						
2.3 dCi 100 RWD	74	02/10→		für Fahrzeuge mit Einfachbereifung hinten; Scheibenbremse; ☐	2	24.3727-3603.2	583603	L= 1.555
2.3 dCi 125 RWD	92	02/10→						
2.3 dCi 130 RWD	96	03/12→		für Fahrzeuge mit Doppelbereifung hinten; Scheibenbremse; ☐	2	24.3727-3605.2	583605	L= 1.490
2.3 dCi 135 RWD	100	07/14→						
2.3 dCi 145 RWD	107	02/10→		mittlerer Radstand / für verlängerten Radstand; ☐	1	24.3727-3606.2	583606	L= 1.032
2.3 dCi 150 RWD	110	03/13→						
2.3 dCi 165 RWD	120	07/14→		für verkürzten Radstand; ☐	1	24.3727-3607.2	583607	L= 1.086
2.3 dCi 180 FWD Z.E.	132	07/19→		für verkürzten Radstand; ☐	2	24.3727-3602.2	583602	L= 1.730
	57	03/18→		mittlerer Radstand / für verlängerten Radstand; ☐	1	24.3727-3606.2	583606	L= 1.032
				für verkürzten Radstand; ☐	1	24.3727-3607.2	583607	L= 1.086
RENAULT - MASTER III Pritsche/Fahrgestell (EV, HV, UV) 02/10→								
 Seilzug, Feststellbremse								
2.3 dCi 100 FWD	74	02/10→		für verkürzten Radstand; Scheibenbremse; ☐	2	24.3727-3602.2	583602	L= 1.730
2.3 dCi 110 FWD	81	09/14→						
2.3 dCi 125 FWD	92	02/10→		mittlerer Radstand / für verlängerten Radstand; ☐	1	24.3727-3606.2	583606	L= 1.032
2.3 dCi 130 FWD	96	03/12→						
2.3 dCi 135 FWD	100	07/14→		für verkürzten Radstand; ☐	1	24.3727-3607.2	583607	L= 1.086
2.3 dCi 145 FWD	107	02/10→						
2.3 dCi 150 FWD	110	03/13→						
2.3 dCi 165 FWD	120	07/14→						
2.3 dCi 170 FWD	125	06/16→						
→								








	kw					! #		
RENAULT - MASTER III Pritsche/Fahrgestell (EV, HV, UV) 02/10→								
 Seilzug, Feststellbremse								
2.3 dCi 100 RWD	74	02/10→			für Fahrzeuge mit Einfachbereifung hinten; Scheibenbremse; 	2	24.3727-3603.2 583603	L= 1.555
2.3 dCi 125 RWD	92	02/10→						
2.3 dCi 135 RWD	100	07/14→						
2.3 dCi 145 RWD	107	02/10→			für Fahrzeuge mit Doppelbereifung hinten; Scheibenbremse; 	2	24.3727-3605.2 583605	L= 1.490
2.3 dCi 150 RWD	110	03/13→						
2.3 dCi 165 RWD	120	07/14→			mittlerer Radstand / für verlängerten Radstand; 	1	24.3727-3606.2 583606	L= 1.032
					für verkürzten Radstand; 	1	24.3727-3607.2 583607	L= 1.086
2.3 dCi 130 RWD	96	07/16→			für Fahrzeuge mit Einfachbereifung hinten; Scheibenbremse; 	2	24.3727-3603.2 583603	L= 1.555
					07/16→; für Fahrzeuge mit Doppelbereifung hinten; Scheibenbremse; 	2	24.3727-3605.2 583605	L= 1.490
					mittlerer Radstand / für verlängerten Radstand; 	1	24.3727-3606.2 583606	L= 1.032
					für verkürzten Radstand; 	1	24.3727-3607.2 583607	L= 1.086
2.3 dCi 180 FWD Z.E.	132	07/19→			für verkürzten Radstand; 	2	24.3727-3602.2 583602	L= 1.730
	57	03/18→			mittlerer Radstand / für verlängerten Radstand; 	1	24.3727-3606.2 583606	L= 1.032
					für verkürzten Radstand; 	1	24.3727-3607.2 583607	L= 1.086
RENAULT - MEGANE I (BA0/1_) 08/95→12/04								
 Radbremszylinder								
1.4 16V	70	03/99→08/03			→ 12/02; - ABS	2	24.3217-1705.3 020020	GG
1.9 dCi	75	02/01→08/03			→ 12/02; + ABS / - ASR	2	24.3219-1728.3 020452	GG
					→ 12/02; + ABS	2	24.3219-1728.3 020452	GG
1.4 e	55	01/96→08/03			06/98→ 02/99; + ABS	2	24.3217-1705.3 020020	GG
					06/98→ 12/02; - ABS	2	24.3217-1705.3 020020	GG
					→ 12/02	2	24.3217-1705.3 020020	GG
					06/98→ 12/02; + ABS	2	24.3219-1728.3 020452	GG
1.4 Eco	52	01/96→03/99				2	24.3217-1705.3 020020	GG
1.6 e	66	01/96→03/99						
1.6 i	55	01/96→03/99						
1.9 dT	76	08/98→10/99						
2.0	85	05/98→05/01						
1.6 16V	81	11/01→12/04			→ 12/02; - ABS	2	24.3217-1705.3 020020	GG
					→ 12/02	2	24.3217-1705.3 020020	GG
					→ 12/02; + ABS	2	24.3219-1728.3 020452	GG
					→ 12/02; + ABS / - ASR	2	24.3219-1728.3 020452	GG
1.6 16V	79	03/99→08/02			- ABS	2	24.3217-1705.3 020020	GG
1.6 LPG	80	10/00→08/02				2	24.3217-1705.3 020020	GG
					+ ABS / - ASR	2	24.3219-1728.3 020452	GG
					+ ABS	2	24.3219-1728.3 020452	GG
1.6 LPG	66	08/95→03/99			01/96→	2	24.3217-1705.3 020020	GG
1.8 16V	85	01/01→08/03			→ 12/02; + ABS / - ASR	2	24.3219-1728.3 020452	GG
1.9 D	69	04/96→02/01			09/96→	2	24.3217-1705.3 020020	GG
1.9 DCi	77	03/99→08/03			→ 12/02; - ABS	2	24.3217-1705.3 020020	GG
1.9 D Eco	47	01/96→08/03			06/98→ 12/02; - ABS	2	24.3217-1705.3 020020	GG
					→ 12/02	2	24.3217-1705.3 020020	GG
					06/98→ 12/02; + ABS	2	24.3219-1728.3 020452	GG
1.9 dT	66	01/96→08/03			→ 12/02	2	24.3217-1705.3 020020	GG
1.9 dTi	59	02/01→08/03						
1.9 TDI	69	09/96→08/03						
2.0 i	80 - 84	01/96→08/03						
1.9 dTi	72	03/97→02/01			→ 02/99; + ABS	2	24.3217-1705.3 020020	GG
					- ABS	2	24.3217-1705.3 020020	GG
						2	24.3217-1705.3 020020	GG
					03/99→; + ABS	2	24.3219-1728.3 020452	GG
Zubehörsatz, Bremsbacken								
1.4 16V	70	03/99→08/03			→ 12/02		03.0137-9125.2 669125	BDX
1.6 16V	81	11/01→12/04						
1.8 16V	85	01/01→08/03						
1.9 DCi	77	03/99→08/03						








	kw			 	! #		
RENAULT - MEGANE I (BA0/1_) 08/95→12/04							
Zubehörsatz, Bremsbacken							
1.9 dCi 1.9 dT 1.9 dTi 1.9 TDI 2.0 i	75 66 59 69 80 - 84	02/01→08/03 01/96→08/03 02/01→08/03 09/96→08/03 01/96→08/03	➡	→ 12/02		03.0137-9125.2 669125	BDX
1.4 e 1.9 D Eco	55 47	01/96→08/03 01/96→08/03	➡	06/98→ 12/02		03.0137-9125.2 669125	BDX
			➡	→ 12/02		03.0137-9125.2 669125	BDX
1.4 Eco 1.6 16V 1.6 e 1.6 i 1.6 LPG 1.9 dT 1.9 dTi 2.0	52 79 66 55 80 76 72 85	01/96→03/99 03/99→08/02 01/96→03/99 01/96→03/99 10/00→08/02 08/98→10/99 03/97→02/01 05/98→05/01	➡			03.0137-9125.2 669125	BDX
1.6 LPG	66	08/95→03/99	➡	01/96→		03.0137-9125.2 669125	BDX
1.9 D	69	04/96→02/01	➡	09/96→		03.0137-9125.2 669125	BDX
 Bremstrommel							
1.4 16V 1.4 e 1.6 16V 1.8 16V 1.9 dCi 1.9 dCi 1.9 D Eco 1.9 dT 1.9 dTi 1.9 TDI 2.0 i	70 55 81 85 77 75 47 66 59 69 80 - 84	03/99→08/03 01/96→08/03 11/01→12/04 01/01→08/03 03/99→08/03 02/01→08/03 01/96→08/03 01/96→08/03 02/01→08/03 09/96→08/03 01/96→08/03	➡	→ 12/02		24.0220-3037.1 480308 24.0220-3721.2 480213	Ø 234 x 48 / 204,5 - RLG / - ABS Ring Ø 234 x 48 / 204,5 + RLG / + ABS Ring
1.4 Eco 1.6 16V 1.6 e 1.6 i 1.6 LPG 1.9 dT 1.9 dTi 2.0	52 79 66 55 80 76 72 85	01/96→03/99 03/99→08/02 01/96→03/99 01/96→03/99 10/00→08/02 08/98→10/99 03/97→02/01 05/98→05/01	➡			24.0220-3037.1 480308 24.0220-3721.2 480213	Ø 234 x 48 / 204,5 - RLG / - ABS Ring Ø 234 x 48 / 204,5 + RLG / + ABS Ring
1.6 LPG	66	08/95→03/99	➡	01/96→		24.0220-3037.1 480308 24.0220-3721.2 480213	Ø 234 x 48 / 204,5 - RLG / - ABS Ring Ø 234 x 48 / 204,5 + RLG / + ABS Ring
1.9 D	69	04/96→02/01	➡	09/96→		24.0220-3037.1 480308 24.0220-3721.2 480213	Ø 234 x 48 / 204,5 - RLG / - ABS Ring Ø 234 x 48 / 204,5 + RLG / + ABS Ring
 Bremsbackensatz							
1.4 16V 1.9 dCi	70 75	03/99→08/03 02/01→08/03	➡	→ 12/02		03.0137-0335.2 650335	BDX Ø 203 x 39
			➡	→ 12/02; - ABS		03.0520-3217.3 693217	BDX Ø 203 x 39 + RZ / + Zub TopKit
			➡	→ 12/02; + ABS		03.0520-5019.3 695019	BDX Ø 203 x 39 + RZ / + Zub TopKit
			➡	→ 12/02; + ABS / - ASR		03.0520-5019.3 695019	BDX Ø 203 x 39 + RZ / + Zub TopKit
1.4 e	55	01/96→08/03	➡	06/98→ 12/02		03.0137-0335.2 650335	BDX Ø 203 x 39
			➡	→ 12/02		03.0137-0335.2 650335 03.0520-3217.3 693217	BDX Ø 203 x 39 BDX Ø 203 x 39 + RZ / + Zub TopKit
			➡	06/98→ 12/02; - ABS		03.0520-3217.3 693217	BDX Ø 203 x 39 + RZ / + Zub TopKit
			➡	06/98→ 02/99; + ABS		03.0520-3217.3 693217	BDX Ø 203 x 39 + RZ / + Zub TopKit
			➡	06/98→ 12/02; + ABS		03.0520-5019.3 695019	BDX Ø 203 x 39 + RZ / + Zub TopKit
1.4 Eco 1.6 e 1.6 i 1.9 dT 2.0	52 66 55 76 85	01/96→03/99 01/96→03/99 01/96→03/99 08/98→10/99 05/98→05/01	➡			03.0137-0335.2 650335 03.0520-3217.3 693217	BDX Ø 203 x 39 BDX Ø 203 x 39 + RZ / + Zub TopKit
1.6 16V →	81	11/01→12/04	➡	→ 12/02		03.0137-0335.2 650335	BDX Ø 203 x 39
















































	kw					! #		
RENAULT - MEGANE I (BA0/1_) 08/95→12/04								
 Bremsbackensatz								
1.6 16V	81	11/01→12/04	➡	→ 12/02			03.0520-3217.3 693217	BDX Ø 203 x 39 + RZ / + Zub TopKit
			➡	→ 12/02; - ABS			03.0520-3217.3 693217	BDX Ø 203 x 39 + RZ / + Zub TopKit
			➡	→ 12/02; + ABS			03.0520-5019.3 695019	BDX Ø 203 x 39 + RZ / + Zub TopKit
			➡	→ 12/02; + ABS / - ASR			03.0520-5019.3 695019	BDX Ø 203 x 39 + RZ / + Zub TopKit
1.6 16V 1.6 LPG	79 80	03/99→08/02 10/00→08/02	➡				03.0137-0335.2 650335	BDX Ø 203 x 39
			➡				03.0520-3217.3 693217	BDX Ø 203 x 39 + RZ / + Zub TopKit
			➡	- ABS			03.0520-3217.3 693217	BDX Ø 203 x 39 + RZ / + Zub TopKit
			➡	+ ABS / - ASR			03.0520-5019.3 695019	BDX Ø 203 x 39 + RZ / + Zub TopKit
1.6 LPG	66	08/95→03/99	➡	01/96→			03.0137-0335.2 650335	BDX Ø 203 x 39
							03.0520-3217.3 693217	BDX Ø 203 x 39 + RZ / + Zub TopKit
1.8 16V	85	01/01→08/03	➡	→ 12/02			03.0137-0335.2 650335	BDX Ø 203 x 39
			➡	→ 12/02; + ABS / - ASR			03.0520-5019.3 695019	BDX Ø 203 x 39 + RZ / + Zub TopKit
1.9 D	69	04/96→02/01	➡	09/96→			03.0137-0335.2 650335	BDX Ø 203 x 39
							03.0520-3217.3 693217	BDX Ø 203 x 39 + RZ / + Zub TopKit
1.9 DCi	77	03/99→08/03	➡	→ 12/02			03.0137-0335.2 650335	BDX Ø 203 x 39
			➡	→ 12/02; - ABS			03.0520-3217.3 693217	BDX Ø 203 x 39 + RZ / + Zub TopKit
1.9 D Eco	47	01/96→08/03	➡	06/98→ 12/02			03.0137-0335.2 650335	BDX Ø 203 x 39
			➡	→ 12/02			03.0137-0335.2 650335	BDX Ø 203 x 39
							03.0520-3217.3 693217	BDX Ø 203 x 39 + RZ / + Zub TopKit
			➡	06/98→ 12/02; - ABS			03.0520-3217.3 693217	BDX Ø 203 x 39 + RZ / + Zub TopKit
1.9 dT 1.9 dTi 1.9 TDI 2.0 i	66 59 69 80 - 84	01/96→08/03 02/01→08/03 09/96→08/03 01/96→08/03	➡	→ 12/02			03.0137-0335.2 650335	BDX Ø 203 x 39
							03.0520-3217.3 693217	BDX Ø 203 x 39 + RZ / + Zub TopKit
1.9 dTi	72	03/97→02/01	➡				03.0137-0335.2 650335	BDX Ø 203 x 39
							03.0520-3217.3 693217	BDX Ø 203 x 39 + RZ / + Zub TopKit
			➡	→ 02/99; + ABS			03.0520-3217.3 693217	BDX Ø 203 x 39 + RZ / + Zub TopKit
			➡	- ABS			03.0520-3217.3 693217	BDX Ø 203 x 39 + RZ / + Zub TopKit
			➡	03/99→; + ABS			03.0520-5019.3 695019	BDX Ø 203 x 39 + RZ / + Zub TopKit
 Seilzug, Feststellbremse								
1.4 16V	70	03/99→08/03		→ 12/02; Trommelbremse; ⚠	2	24.3727-1050.2 581050	L= 1.440	
				→ 12/02; ⚠	2	24.3727-1057.2 581057	L= 1.473	
1.4 e	55	01/96→08/03		→ 12/02; Trommelbremse; ⚠	2	24.3727-1050.2 581050	L= 1.440	
1.4 Eco	52	01/96→03/99		Trommelbremse; ⚠	2	24.3727-1050.2 581050	L= 1.440	
1.6 e	66	01/96→03/99						
1.6 i	55	01/96→03/99						
1.6 16V	81	11/01→12/04		→ 12/02; für Fahrzeuge mit verstärktem Fahrwerk; Trommelbremse; ⚠	2	24.3727-1050.2 581050	L= 1.440	
				→ 12/02; für Fahrzeuge ohne verstärktes Fahrwerk; ⚠	2	24.3727-1057.2 581057	L= 1.473	
				→ 12/02; ⚠	2	24.3727-1057.2 581057	L= 1.473	
1.6 16V 1.6 LPG 1.9 dTi	79 80 72	03/99→08/02 10/00→08/02 03/97→02/01		für Fahrzeuge mit verstärktem Fahrwerk; Trommelbremse; ⚠	2	24.3727-1050.2 581050	L= 1.440	
				für Fahrzeuge ohne verstärktes Fahrwerk; ⚠	2	24.3727-1057.2 581057	L= 1.473	
				⚠	2	24.3727-1057.2 581057	L= 1.473	
→								














	kw					! #		
RENAULT - MEGANE I (BA0/1_) 08/95→12/04								
 Seilzug, Feststellbremse								
1.6 LPG	66	08/95→03/99			01/96→; Trommelbremse; ↓	2	24.3727-1050.2 581050	L= 1.440
1.9 D	69	04/96→02/01			09/96→; ↓	2	24.3727-1057.2 581057	L= 1.473
1.9 DCi	77	03/99→08/03			→ 12/02; ↓	2	24.3727-1057.2 581057	L= 1.473
1.9 dCi	75	02/01→08/03						
1.9 dT	66	01/96→08/03						
1.9 TDI	69	09/96→08/03						
2.0 i	80	03/99→08/03						
1.9 D Eco	47	01/96→08/03			→ 12/02; für Fahrzeuge mit verstärktem Fahrwerk; Trommelbremse; ↓	2	24.3727-1050.2 581050	L= 1.440
					→ 12/02; Trommelbremse; ↓	2	24.3727-1050.2 581050	L= 1.440
					06/98→ 12/02; Trommelbremse; ↓	2	24.3727-1050.2 581050	L= 1.440
					→ 12/02; ↓	2	24.3727-1057.2 581057	L= 1.473
1.9 dT	76	08/98→10/99			↓	2	24.3727-1057.2 581057	L= 1.473
1.9 dTi	59	02/01→08/03			→ 12/02; für Fahrzeuge ohne verstärktes Fahrwerk; ↓	2	24.3727-1057.2 581057	L= 1.473
2.0 i	84	01/96→08/03			→ 12/02; für Fahrzeuge mit verstärktem Fahrwerk; Trommelbremse; ↓	2	24.3727-1050.2 581050	L= 1.440
					→ 12/02; für Fahrzeuge ohne verstärktes Fahrwerk; ↓	2	24.3727-1057.2 581057	L= 1.473
RENAULT - MEGANE I Cabriolet (EA0/1_) 10/96→08/03								
 Radbremszylinder								
1.4 16V	70	03/99→08/03	→		- ABS	2	24.3217-1705.3 020020	GG
1.6 16V	79	03/99→07/03	→		+ ABS	2	24.3219-1728.3 020452	GG
			→		10/00→; + ABS / - ASR	2	24.3219-1728.3 020452	GG
1.6 e	66	10/96→03/99	→			2	24.3217-1705.3 020020	GG
2.0	84	04/97→08/03						
2.0 i	80	03/99→08/03						
Zubehörsatz, Bremsbacken								
1.4 16V	70	03/99→08/03	→				03.0137-9125.2 669125	BDX
1.6 16V	79	03/99→07/03	→		10/00→		03.0137-9125.2 669125	BDX
1.6 e	66	10/96→03/99	→				03.0137-9125.2 669125	BDX
2.0	84	04/97→08/03						
2.0 i	80	03/99→08/03						
 Bremstrommel								
1.4 16V	70	03/99→08/03	→				24.0220-3037.1 480308	Ø 234 x 48 / 204,5 - RLG / - ABS Ring
1.6 16V	79	03/99→07/03						
1.6 e	66	10/96→03/99					24.0220-3721.2 480213	Ø 234 x 48 / 204,5 + RLG / + ABS Ring
2.0	84	04/97→08/03						
2.0 i	80	03/99→08/03						
 Bremssackensatz								
1.4 16V	70	03/99→08/03	→				03.0137-0335.2 650335	BDX Ø 203 x 39
1.6 16V	79	03/99→07/03	→		10/00→		03.0137-0335.2 650335	BDX Ø 203 x 39
			→		- ABS		03.0520-3217.3 693217	BDX Ø 203 x 39 + RZ / + Zub TopKit
			→		10/00→; + ABS / - ASR		03.0520-5019.3 695019	BDX Ø 203 x 39 + RZ / + Zub TopKit
			→		+ ABS		03.0520-5019.3 695019	BDX Ø 203 x 39 + RZ / + Zub TopKit
1.6 e	66	10/96→03/99	→				03.0137-0335.2 650335	BDX Ø 203 x 39
2.0	84	04/97→08/03						
2.0 i	80	03/99→08/03					03.0520-3217.3 693217	BDX Ø 203 x 39 + RZ / + Zub TopKit
 Seilzug, Feststellbremse								
1.4 16V	70	03/99→08/03			↓	2	24.3727-1054.2 581054	L= 1.367
1.6 16V	79	03/99→07/03						
1.6 e	66	10/96→03/99						
2.0	84	04/97→08/03						
2.0 i	80	03/99→08/03						
RENAULT - MEGANE I Classic (LA0/1_) 09/96→08/08								
 Radbremszylinder								
1.4	55	09/96→08/03	→		04/98→ 02/99; + ABS	2	24.3217-1705.3 020020	GG
			→		04/98→ 12/02; - ABS	2	24.3217-1705.3 020020	GG
			→		→ 12/02	2	24.3217-1705.3 020020	GG
→								














	kW					! #					
RENAULT - MEGANE I Classic (LA0/1 _) 09/96→08/08											
 Radbremszylinder											
1.4	55	09/96→08/03	➡	03/99→ 12/02; + ABS	2	24.3219-1728.3	020452	GG			
1.4 16V	70	03/99→08/03	➡	→ 12/02; - ABS	2	24.3217-1705.3	020020	GG			
			➡	→ 12/02; + ABS	2	24.3219-1728.3	020452	GG			
			➡	→ 12/02; + ABS / - ASR	2	24.3219-1728.3	020452	GG			
1.6 1.6 e 1.6 i 1.9 dT	64 66 55 76	02/00→09/00 09/96→03/99 09/96→03/99 08/98→10/99	➡		2	24.3217-1705.3	020020	GG			
1.6 16V	81	09/99→12/01	➡	- ABS	2	24.3217-1705.3	020020	GG			
			➡		2	24.3217-1705.3	020020	GG			
			➡	+ ABS	2	24.3219-1728.3	020452	GG			
1.6 16V	79	03/99→07/03	➡	→ 12/02; - ABS	2	24.3217-1705.3	020020	GG			
			➡	09/99→ 12/02	2	24.3217-1705.3	020020	GG			
			➡	→ 12/02; + ABS	2	24.3219-1728.3	020452	GG			
1.8 16V	85	01/01→08/03	➡	→ 12/02; + ABS / - ASR	2	24.3219-1728.3	020452	GG			
1.9 D 1.9 dT	47 66	09/96→08/03 09/96→08/03	➡	→ 12/02	2	24.3217-1705.3	020020	GG			
1.9 dCi 1.9 dTi	75 59	02/01→08/03 02/01→08/03	➡	→ 12/02; - ABS	2	24.3217-1705.3	020020	GG			
			➡	→ 12/02; + ABS	2	24.3219-1728.3	020452	GG			
1.9 dCi 2.0 RT	77 112	03/99→07/03 10/96→02/99	➡	- ABS	2	24.3217-1705.3	020020	GG			
			➡	+ ABS	2	24.3219-1728.3	020452	GG			
1.9 dTi	72	03/97→02/01	➡	- ABS	2	24.3217-1705.3	020020	GG			
			➡	→ 02/99; + ABS	2	24.3217-1705.3	020020	GG			
			➡	+ ABS	2	24.3219-1728.3	020452	GG			
			➡	03/99→; + ABS	2	24.3219-1728.3	020452	GG			
1.9 TDI	69	09/96→08/03	➡	→ 12/02	2	24.3220-1711.3	020409	TRW GG			
2.0 i	84	09/96→08/03	➡	→ 02/99; + ABS	2	24.3217-1705.3	020020	GG			
			➡	→ 12/02; - ABS	2	24.3217-1705.3	020020	GG			
			➡	→ 12/02	2	24.3217-1705.3	020020	GG			
			➡	03/99→ 12/02; + ABS	2	24.3219-1728.3	020452	GG			
Zubehörsatz, Bremsbacken											
1.4	55	09/96→08/03	➡	04/98→ 12/02		03.0137-9125.2	669125	BDX			
			➡	→ 12/02		03.0137-9125.2	669125	BDX			
1.4 16V 1.8 16V 1.9 D 1.9 dCi 1.9 dT 1.9 dTi 2.0 i	70 85 47 75 66 59 84	03/99→08/03 01/01→08/03 09/96→08/03 02/01→08/03 09/96→08/03 02/01→08/03 09/96→08/03	➡	→ 12/02		03.0137-9125.2	669125	BDX			
1.6 1.6 16V 1.6 e 1.6 i 1.9 dCi 1.9 dT 1.9 dTi 2.0 RT	64 81 66 55 77 76 72 112	02/00→09/00 09/99→12/01 09/96→03/99 09/96→03/99 03/99→07/03 08/98→10/99 03/97→02/01 10/96→02/99	➡			03.0137-9125.2	669125	BDX			
			1.6 16V	79	03/99→07/03	➡	09/99→ 12/02		03.0137-9125.2	669125	BDX
						➡	→ 12/02		03.0137-9125.2	669125	BDX
			 Bremstrommel								
			1.4 1.4 16V 1.6 16V 1.9 D 1.9 dCi 1.9 dT 1.9 dTi 2.0 i	55 70 79 47 75 66 59 84	09/96→08/03 03/99→08/03 03/99→07/03 09/96→08/03 02/01→08/03 09/96→08/03 02/01→08/03 09/96→08/03	➡	→ 12/02		24.0220-3037.1	480308	Ø 234 x 48 / 204,5 - RLG / - ABS Ring
			1.6 1.6 16V 1.6 e 1.6 i 1.9 dT	64 81 66 55 76	02/00→09/00 09/99→12/01 09/96→03/99 09/96→03/99 08/98→10/99	➡			24.0220-3037.1	480308	Ø 234 x 48 / 204,5 - RLG / - ABS Ring
						➡			24.0220-3721.2	480213	Ø 234 x 48 / 204,5 + RLG / + ABS Ring
→											































	kw			 	! #		
RENAULT - MEGANE I Classic (LA0/1) 09/96→08/08							
Bremstrommel							
1.9 dTi 2.0 2.0 RT	72 85 112	03/97→02/01 05/98→05/01 10/96→02/99	➡			24.0220-3037.1 480308 24.0220-3721.2 480213	Ø 234 x 48 / 204,5 - RLG / - ABS Ring Ø 234 x 48 / 204,5 + RLG / + ABS Ring
1.8 16V	85	01/01→08/03	➡	→ 12/01		24.0220-3037.1 480308 24.0220-3721.2 480213	Ø 234 x 48 / 204,5 - RLG / - ABS Ring Ø 234 x 48 / 204,5 + RLG / + ABS Ring
			➡	→ 12/02		24.0220-3037.1 480308 24.0220-3721.2 480213	Ø 234 x 48 / 204,5 - RLG / - ABS Ring Ø 234 x 48 / 204,5 + RLG / + ABS Ring
1.9 dCi	77	03/99→07/03	➡			24.0220-3037.1 480308 24.0220-3721.2 480213	Ø 234 x 48 / 204,5 - RLG / - ABS Ring Ø 234 x 48 / 204,5 + RLG / + ABS Ring
			➡	→ 12/02		24.0220-3037.1 480308 24.0220-3721.2 480213	Ø 234 x 48 / 204,5 - RLG / - ABS Ring Ø 234 x 48 / 204,5 + RLG / + ABS Ring
Bremsbackensatz							
1.4	55	09/96→08/03	➡	04/98→ 12/02		03.0137-0335.2 650335	BDX Ø 203 x 39
			➡	→ 12/02		03.0137-0335.2 650335 03.0520-3217.3 693217	BDX Ø 203 x 39 BDX Ø 203 x 39 + RZ / + Zub TopKit
			➡	04/98→ 12/02; - ABS		03.0520-3217.3 693217	BDX Ø 203 x 39 + RZ / + Zub TopKit
			➡	04/98→ 02/99; + ABS		03.0520-3217.3 693217	BDX Ø 203 x 39 + RZ / + Zub TopKit
			➡	03/99→ 12/02; + ABS		03.0520-5019.3 695019	BDX Ø 203 x 39 + RZ / + Zub TopKit
1.4 16V	70	03/99→08/03	➡	→ 12/02		03.0137-0335.2 650335	BDX Ø 203 x 39
			➡	→ 12/02; - ABS		03.0520-3217.3 693217	BDX Ø 203 x 39 + RZ / + Zub TopKit
			➡	→ 12/02; + ABS		03.0520-5019.3 695019	BDX Ø 203 x 39 + RZ / + Zub TopKit
			➡	→ 12/02; + ABS / - ASR		03.0520-5019.3 695019	BDX Ø 203 x 39 + RZ / + Zub TopKit
1.6 1.6 e 1.6 i 1.9 dT	64 66 55 76	02/00→09/00 09/96→03/99 09/96→03/99 08/98→10/99	➡			03.0137-0335.2 650335 03.0520-3217.3 693217	BDX Ø 203 x 39 BDX Ø 203 x 39 + RZ / + Zub TopKit
			➡	- ABS		03.0520-3217.3 693217	BDX Ø 203 x 39 + RZ / + Zub TopKit
			➡	+ ABS		03.0520-5019.3 695019	BDX Ø 203 x 39 + RZ / + Zub TopKit
1.6 16V	81	09/99→12/01	➡			03.0137-0335.2 650335 03.0520-3217.3 693217	BDX Ø 203 x 39 BDX Ø 203 x 39 + RZ / + Zub TopKit
			➡	- ABS		03.0520-3217.3 693217	BDX Ø 203 x 39 + RZ / + Zub TopKit
			➡	+ ABS		03.0520-5019.3 695019	BDX Ø 203 x 39 + RZ / + Zub TopKit
1.6 16V	79	03/99→07/03	➡	09/99→ 12/02		03.0137-0335.2 650335 03.0520-3217.3 693217	BDX Ø 203 x 39 BDX Ø 203 x 39 + RZ / + Zub TopKit
			➡	→ 12/02		03.0137-0335.2 650335	BDX Ø 203 x 39
			➡	→ 12/02; - ABS		03.0520-3217.3 693217	BDX Ø 203 x 39 + RZ / + Zub TopKit
			➡	→ 12/02; + ABS		03.0520-5019.3 695019	BDX Ø 203 x 39 + RZ / + Zub TopKit
1.8 16V	85	01/01→08/03	➡	→ 12/02		03.0137-0335.2 650335	BDX Ø 203 x 39
			➡	→ 12/02; + ABS / - ASR		03.0520-5019.3 695019	BDX Ø 203 x 39 + RZ / + Zub TopKit
1.9 D 1.9 dT	47 66	09/96→08/03 09/96→08/03	➡	→ 12/02		03.0137-0335.2 650335 03.0520-3217.3 693217	BDX Ø 203 x 39 BDX Ø 203 x 39 + RZ / + Zub TopKit
			➡				
1.9 dCi 1.9 dTi	75 59	02/01→08/03 02/01→08/03	➡	→ 12/02		03.0137-0335.2 650335	BDX Ø 203 x 39
			➡	→ 12/02; - ABS		03.0520-3217.3 693217	BDX Ø 203 x 39 + RZ / + Zub TopKit
			➡	→ 12/02; + ABS		03.0520-5019.3 695019	BDX Ø 203 x 39 + RZ / + Zub TopKit
1.9 dCi 2.0 RT	77 112	03/99→07/03 10/96→02/99	➡			03.0137-0335.2 650335	BDX Ø 203 x 39
			➡	- ABS		03.0520-3217.3 693217	BDX Ø 203 x 39 + RZ / + Zub TopKit
→							




























	kw					! #		
RENAULT - MEGANE I Classic (LA0/1) 09/96→08/08								
Bremsbackensatz								
1.9 dCi 2.0 RT	77 112	03/99→07/03 10/96→02/99	➡	+ ABS			03.0520-5019.3 695019	BDX Ø 203 x 39 + RZ / + Zub TopKit
1.9 dTi	72	03/97→02/01	➡				03.0137-0335.2 650335	BDX Ø 203 x 39
			➡	→ 02/99; + ABS			03.0520-3217.3 693217	BDX Ø 203 x 39 + RZ / + Zub TopKit
			➡	- ABS			03.0520-3217.3 693217	BDX Ø 203 x 39 + RZ / + Zub TopKit
			➡	03/99→; + ABS			03.0520-5019.3 695019	BDX Ø 203 x 39 + RZ / + Zub TopKit
			➡	+ ABS			03.0520-5019.3 695019	BDX Ø 203 x 39 + RZ / + Zub TopKit
2.0 i	84	09/96→08/03	➡	→ 12/02			03.0137-0335.2 650335 03.0520-3217.3 693217	BDX Ø 203 x 39 BDX Ø 203 x 39 + RZ / + Zub TopKit
			➡	→ 02/99; + ABS			03.0520-3217.3 693217	BDX Ø 203 x 39 + RZ / + Zub TopKit
			➡	→ 12/02; - ABS			03.0520-3217.3 693217	BDX Ø 203 x 39 + RZ / + Zub TopKit
			➡	03/99→ 12/02; + ABS			03.0520-5019.3 695019	BDX Ø 203 x 39 + RZ / + Zub TopKit
Seilzug, Feststellbremse								
1.4	55	09/96→08/03		→ 12/02; für Fahrzeuge mit verstärktem Fahrwerk; Trommelbremse; ⚑	2	24.3727-1050.2 581050	L= 1.440	
				→ 12/02; für Fahrzeuge ohne verstärktes Fahrwerk; ⚑	2	24.3727-1057.2 581057	L= 1.473	
				04/98→ 12/02; ⚑	2	24.3727-1057.2 581057	L= 1.473	
1.4 16V	70	03/99→08/03		→ 12/02; für Fahrzeuge mit verstärktem Fahrwerk; Trommelbremse; ⚑	2	24.3727-1050.2 581050	L= 1.440	
				→ 12/02; für Fahrzeuge ohne verstärktes Fahrwerk; ⚑	2	24.3727-1057.2 581057	L= 1.473	
				→ 12/02; ⚑	2	24.3727-1057.2 581057	L= 1.473	
1.6	64	02/00→09/00		Trommelbremse; ⚑	2	24.3727-1050.2 581050	L= 1.440	
1.6 16V	81	09/99→12/01		für Fahrzeuge mit verstärktem Fahrwerk; Trommelbremse; ⚑	2	24.3727-1050.2 581050	L= 1.440	
				Trommelbremse; ⚑	2	24.3727-1050.2 581050	L= 1.440	
				⚑	2	24.3727-1057.2 581057	L= 1.473	
				für Fahrzeuge ohne verstärktes Fahr- werk; ⚑	2	24.3727-1057.2 581057	L= 1.473	
1.6 16V	79	03/99→07/03		→ 12/02; für Fahrzeuge mit verstärktem Fahrwerk; Trommelbremse; ⚑	2	24.3727-1050.2 581050	L= 1.440	
				09/99→ 12/02; Trommelbremse; ⚑	2	24.3727-1050.2 581050	L= 1.440	
				→ 12/02; für Fahrzeuge ohne verstärktes Fahrwerk; ⚑	2	24.3727-1057.2 581057	L= 1.473	
				→ 12/02; ⚑	2	24.3727-1057.2 581057	L= 1.473	
1.6 e	66	09/96→03/99		für Fahrzeuge mit verstärktem Fahrwerk; Trommelbremse; ⚑	2	24.3727-1050.2 581050	L= 1.440	
				Trommelbremse; ⚑	2	24.3727-1050.2 581050	L= 1.440	
				für Fahrzeuge ohne verstärktes Fahr- werk; ⚑	2	24.3727-1057.2 581057	L= 1.473	
1.6 i 1.9 dT	55 76	09/96→03/99 08/98→10/99		⚑	2	24.3727-1057.2 581057	L= 1.473	
1.8 16V 1.9 dT	85 66	01/01→08/03 09/96→08/03		→ 12/02; ⚑	2	24.3727-1057.2 581057	L= 1.473	
1.9 D 1.9 dTi	47 59	09/96→08/03 02/01→08/03		→ 12/02; für Fahrzeuge mit verstärktem Fahrwerk; Trommelbremse; ⚑	2	24.3727-1050.2 581050	L= 1.440	
				→ 12/02; für Fahrzeuge ohne verstärktes Fahrwerk; ⚑	2	24.3727-1057.2 581057	L= 1.473	
1.9 dTi	72	03/97→02/01		für Fahrzeuge mit verstärktem Fahrwerk; Trommelbremse; ⚑	2	24.3727-1050.2 581050	L= 1.440	
				für Fahrzeuge ohne verstärktes Fahr- werk; ⚑	2	24.3727-1057.2 581057	L= 1.473	
				⚑	2	24.3727-1057.2 581057	L= 1.473	
1.9 TDI	69	09/96→08/03		→ 12/02; ⚑	2	24.3727-1063.2 581063	L= 1.456	
2.0 i	84	09/96→08/03		→ 12/02; Trommelbremse; ⚑	2	24.3727-1050.2 581050	L= 1.440	
				→ 12/02; ⚑	2	24.3727-1057.2 581057	L= 1.473	
2.0 RT →	112	10/96→02/99		für Fahrzeuge mit verstärktem Fahrwerk; Trommelbremse; ⚑	2	24.3727-1050.2 581050	L= 1.440	



























	kw					! #		
RENAULT - MEGANE I Classic (LA0/1_) 09/96→08/08								
 Seilzug, Feststellbremse								
2.0 RT	112	10/96→02/99			für Fahrzeuge ohne verstärktes Fahrwerk; 	2	24.3727-1057.2 581057	L= 1.473
RENAULT - MEGANE I Coach (DA0/1_) 03/96→08/03								
 Radbremszylinder								
1.4 16V 1.6 16V	70 79	03/99→07/03 03/99→07/03		→ 02/03; - ABS		2	24.3217-1705.3 020020	GG
				→ 02/03; + ABS		2	24.3219-1728.3 020452	GG
				10/00→ 02/03; + ABS / - ASR		2	24.3219-1728.3 020452	GG
1.6 e	66	03/96→03/99				2	24.3217-1705.3 020020	GG
1.9 dCi	75	02/01→08/03		→ 02/03; - ABS		2	24.3217-1705.3 020020	GG
				→ 02/03; + ABS		2	24.3219-1728.3 020452	GG
				→ 02/03; + ABS / - ASR		2	24.3219-1728.3 020452	GG
1.9 dTi	72	03/97→02/01		03/99→; - ABS		2	24.3217-1705.3 020020	GG
				05/97→ 02/99		2	24.3217-1705.3 020020	GG
				03/99→; + ABS		2	24.3219-1728.3 020452	GG
2.0 i	80 - 84	03/96→08/03		→ 02/03		2	24.3217-1705.3 020020	GG
Zubehörsatz, Bremsbacken								
1.4 16V 1.6 16V	70 79	03/99→07/03 03/99→07/03		10/00→ 02/03			03.0137-9125.2 669125	BDX
				→ 02/03			03.0137-9125.2 669125	BDX
1.6 e	66	03/96→03/99					03.0137-9125.2 669125	BDX
1.9 dCi 2.0 i	75 80 - 84	02/01→08/03 03/96→08/03		→ 02/03			03.0137-9125.2 669125	BDX
1.9 dTi	72	03/97→02/01		05/97→			03.0137-9125.2 669125	BDX
 Bremstrommel								
1.4 16V	70	03/99→07/03		10/00→ 02/03			24.0220-3037.1 480308	Ø 234 x 48 / 204,5 - RLG / - ABS Ring
							24.0220-3721.2 480213	
				→ 02/03			24.0220-3037.1 480308	Ø 234 x 48 / 204,5 - RLG / - ABS Ring
							24.0220-3721.2 480213	Ø 234 x 48 / 204,5 + RLG / + ABS Ring
1.6 16V 1.9 dCi 2.0 i	79 75 80 - 84	03/99→07/03 02/01→08/03 03/96→08/03		→ 02/03			24.0220-3037.1 480308	Ø 234 x 48 / 204,5 - RLG / - ABS Ring
							24.0220-3721.2 480213	Ø 234 x 48 / 204,5 + RLG / + ABS Ring
1.6 e	66	03/96→03/99					24.0220-3037.1 480308	Ø 234 x 48 / 204,5 - RLG / - ABS Ring
							24.0220-3721.2 480213	Ø 234 x 48 / 204,5 + RLG / + ABS Ring
1.9 dTi	72	03/97→02/01		05/97→			24.0220-3037.1 480308	Ø 234 x 48 / 204,5 - RLG / - ABS Ring
							24.0220-3721.2 480213	Ø 234 x 48 / 204,5 + RLG / + ABS Ring
 Bremsbackensatz								
1.4 16V 1.6 16V	70 79	03/99→07/03 03/99→07/03		10/00→ 02/03			03.0137-0335.2 650335	BDX Ø 203 x 39
				→ 02/03			03.0137-0335.2 650335	BDX Ø 203 x 39
				→ 02/03; - ABS			03.0520-3217.3 693217	BDX Ø 203 x 39 + RZ / + Zub TopKit
				10/00→ 02/03; + ABS / - ASR			03.0520-5019.3 695019	BDX Ø 203 x 39 + RZ / + Zub TopKit
				→ 02/03; + ABS			03.0520-5019.3 695019	BDX Ø 203 x 39 + RZ / + Zub TopKit
1.6 e	66	03/96→03/99					03.0137-0335.2 650335	BDX Ø 203 x 39
							03.0520-3217.3 693217	BDX Ø 203 x 39 + RZ / + Zub TopKit
1.9 dCi	75	02/01→08/03		→ 02/03			03.0137-0335.2 650335	BDX Ø 203 x 39
				→ 02/03; - ABS			03.0520-3217.3 693217	BDX Ø 203 x 39 + RZ / + Zub TopKit
→								












	kw					! #		
RENAULT - MEGANE I Coach (DA0/1_) 03/96→08/03								
 Bremsbackensatz								
1.9 dCi	75	02/01→08/03	➡	→ 02/03; + ABS			03.0520-5019.3 695019	BDX Ø 203 x 39 + RZ / + Zub TopKit
			➡	→ 02/03; + ABS / - ASR			03.0520-5019.3 695019	BDX Ø 203 x 39 + RZ / + Zub TopKit
1.9 dTi	72	03/97→02/01	➡	05/97→			03.0137-0335.2 650335	BDX Ø 203 x 39
			➡	03/99→; - ABS			03.0520-3217.3 693217	BDX Ø 203 x 39 + RZ / + Zub TopKit
			➡	05/97→ 02/99			03.0520-3217.3 693217	BDX Ø 203 x 39 + RZ / + Zub TopKit
			➡	03/99→; + ABS			03.0520-5019.3 695019	BDX Ø 203 x 39 + RZ / + Zub TopKit
2.0 i	80 - 84	03/96→08/03	➡	→ 02/03			03.0137-0335.2 650335 03.0520-3217.3 693217	BDX Ø 203 x 39 BDX Ø 203 x 39 + RZ / + Zub TopKit
 Seilzug, Feststellbremse								
1.4 16V	70	03/99→07/03		10/00→ 02/03; ⚑	2	24.3727-1054.2 581054		L= 1.367
1.6 16V	79	03/99→07/03		→ 02/03; ⚑	2	24.3727-1054.2 581054		L= 1.367
1.9 dCi	75	02/01→08/03						
2.0 i	80 - 84	03/96→08/03						
1.9 dTi	72	03/97→02/01		05/97→; ⚑	2	24.3727-1054.2 581054		L= 1.367
RENAULT - MEGANE I Grandtour (KA0/1_) 03/99→08/03								
 Radbremsszylinder								
1.4 16V	70	03/99→08/03	➡		2	24.3220-1711.3 020409		TRW GG
1.4 e	55	03/99→08/03						
1.6 e	66	03/99→08/03						
1.9 D	47	04/99→08/03						
1.6 16V	79	03/99→08/03	➡	→ 06/99	2	24.3220-1711.3 020409		TRW GG
1.9 dTi	72	03/99→02/01						
Zubehörsatz, Bremsbacken								
1.4 16V	70	03/99→08/03	➡			03.0137-9220.2 669220		TRW
1.4 e	55	03/99→08/03						
1.6 e	66	03/99→08/03						
1.9 D	47	04/99→08/03						
1.6 16V	79	03/99→08/03	➡	→ 06/99		03.0137-9220.2 669220		TRW
1.9 dTi	72	03/99→02/01						
 Bremsbackensatz								
1.4 16V	70	03/99→08/03	➡			03.0137-0336.2 650336		TRW Ø 229 x 42 + HEB
1.4 e	55	03/99→08/03						
1.6 e	66	03/99→08/03				03.0520-5520.3 695520		TRW Ø 229 x 42 + RZ / + Zub TopKit
1.9 D	47	04/99→08/03						
1.6 16V	79	03/99→08/03	➡	→ 06/99		03.0137-0336.2 650336		TRW Ø 229 x 42 + HEB
1.9 dTi	72	03/99→02/01				03.0520-5520.3 695520		TRW Ø 229 x 42 + RZ / + Zub TopKit
 Seilzug, Feststellbremse								
1.4 16V	70	03/99→08/03		Trommelbremse; ⚑	2	24.3727-1063.2 581063		L= 1.456
1.4 e	55	03/99→08/03						
1.6 e	66	03/99→08/03						
1.9 D	47	04/99→08/03						
1.6 16V	79	03/99→08/03		Scheibenbremse; ⚑		24.3727-1064.2 581064		L= 1.480
1.6 Bifuel	80	03/99→09/00						
1.8 16V	85	01/01→08/03		Scheibenbremse; ⚑		24.3727-1065.2 581065		L= 1.519
1.9 dCi	75	02/01→08/03						
1.9 dTi	59 - 72	03/99→08/03						
RENAULT - MEGANE I Hatchback Van (SA0/1_) 08/95→07/03								
 Radbremsszylinder								
1.9	47	08/95→09/00	➡			24.3217-1705.3 020020		GG
			➡	06/98→; - ABS		24.3217-1705.3 020020		GG
			➡	06/98→; + ABS		24.3219-1728.3 020452		GG
1.9 dCi	59	10/00→07/03	➡			24.3217-1705.3 020020		GG
Zubehörsatz, Bremsbacken								
1.9	47	08/95→09/00	➡			03.0137-9125.2 669125		BDX
→								











	kw					! #		
RENAULT - MEGANE I Hatchback Van (SA0/1_) 08/95→07/03								
Zubehörsatz, Bremsbacken								
1.9	47	08/95→09/00	➔	06/98→			03.0137-9125.2 669125	BDX
1.9 dCi	59	10/00→07/03	➔				03.0137-9125.2 669125	BDX
 Bremstrommel								
1.9	47	08/95→09/00	➔				24.0220-3037.1 480308	Ø 234 x 48 / 204,5 - RLG / - ABS Ring
			➔	01/96→			24.0220-3721.2 480213	Ø 234 x 48 / 204,5 + RLG / + ABS Ring
1.9 dCi	59	10/00→07/03	➔				24.0220-3037.1 480308	Ø 234 x 48 / 204,5 - RLG / - ABS Ring
			➔				24.0220-3721.2 480213	Ø 234 x 48 / 204,5 + RLG / + ABS Ring
 Bremsbackensatz								
1.9	47	08/95→09/00	➔				03.0137-0335.2 650335	BDX Ø 203 x 39
			➔	06/98→			03.0520-3217.3 693217	BDX Ø 203 x 39 + RZ / + Zub TopKit
			➔	06/98→; - ABS			03.0137-0335.2 650335	BDX Ø 203 x 39
			➔	06/98→; + ABS			03.0520-3217.3 693217	BDX Ø 203 x 39 + RZ / + Zub TopKit
1.9 dCi	59	10/00→07/03	➔			03.0137-0335.2 650335	BDX Ø 203 x 39	
						03.0520-3217.3 693217	BDX Ø 203 x 39 + RZ / + Zub TopKit	
 Seilzug, Feststellbremse								
1.9	47	08/95→09/00		Trommelbremse; ⬇	2	24.3727-1050.2 581050	L= 1.440	
				für Fahrzeuge mit verstärktem Fahrwerk; Trommelbremse; ⬇	2	24.3727-1050.2 581050	L= 1.440	
				06/98→; Trommelbremse; ⬇	2	24.3727-1050.2 581050	L= 1.440	
				⬇	2	24.3727-1057.2 581057	L= 1.473	
1.9 dCi	59	10/00→07/03		für Fahrzeuge ohne verstärktes Fahrwerk; ⬇	2	24.3727-1057.2 581057	L= 1.473	
RENAULT - Megane I Kombi van (KA_) 02/00→07/03								
 Radbremszylinder								
1.4	70	04/01→07/03	➔				24.3220-1711.3 020409	TRW GG
1.6	79	04/01→07/03						
1.6 BiFuel	79 - 80	04/01→07/03						
1.9 D	47	02/00→09/00						
Zubehörsatz, Bremsbacken								
1.4	70	04/01→07/03	➔				03.0137-9220.2 669220	TRW
1.6	79	04/01→07/03						
1.6 BiFuel	79 - 80	04/01→07/03						
1.9 D	47	02/00→09/00						
 Bremsbackensatz								
1.4	70	04/01→07/03	➔				03.0137-0336.2 650336	TRW Ø 229 x 42 + HEB
							03.0520-5520.3 695520	TRW Ø 229 x 42 + RZ / + Zub TopKit
1.6	79	04/01→07/03						
1.6 BiFuel	79 - 80	04/01→07/03						
1.9 D	47	02/00→09/00						
 Seilzug, Feststellbremse								
1.4	70	04/01→07/03		Trommelbremse; ⬇	2	24.3727-1063.2 581063	L= 1.456	
1.9 D	47	02/00→09/00						
1.6	79	04/01→07/03		Scheibenbremse; ⬇		24.3727-1064.2 581064	L= 1.480	
				Scheibenbremse; ⬇		24.3727-1065.2 581065	L= 1.519	
1.6 BiFuel	79 - 80	04/01→07/03						
1.8	85	04/01→07/03						
1.9 dCi	75 - 77	04/01→07/03						
1.9 DTI	59	04/01→07/03						











	kw					! #		
RENAULT - MEGANE II (BM0/1_ , CM0/1_) 07/01→10/12								
 Seilzug, Feststellbremse								
1.4 16V	60 - 72	11/02→02/08		Scheibenbremse; 		2	24.3727-1070.2 581070	L= 2.023
1.5 dCi	63 - 78	10/03→06/08						
1.6	77 - 79	06/05→01/11						
1.6 16V	82 - 83	11/02→06/08						
1.6 Flex-Fuel	77	01/07→02/08						
1.9 dCi	88	11/02→02/08						
2.0	169	08/06→02/08						
2.0 16V	99	11/02→02/08						
2.0 16V Turbo	120	05/04→02/08						
2.0 dCi	110 - 127	09/05→02/08						
1.5 dCi	60	09/02→02/08		11/02→; Scheibenbremse; 		2	24.3727-1070.2 581070	L= 2.023
1.5 dCi	76	01/07→03/09		→ 11/08; Scheibenbremse; 		2	24.3727-1070.2 581070	L= 2.023
1.9 dCi	96	05/05→12/09						
2.0 Renault Sport	165	05/04→10/09						
1.6 Bifuel	77	06/05→02/08		01/07→; Scheibenbremse; 		2	24.3727-1070.2 581070	L= 2.023
1.9 dCi	68 - 85	11/02→02/08		01/06→; Scheibenbremse; 		2	24.3727-1070.2 581070	L= 2.023
RENAULT - MEGANE II Hatchback Van (KM0/2_) 08/03→07/09								
 Seilzug, Feststellbremse								
1.5 dCi	60 - 78	08/03→03/09		Scheibenbremse; 		2	24.3727-1070.2 581070	L= 2.023
RENAULT - MEGANE II Kasten/Kombi (KM_) 08/03→07/09								
 Seilzug, Feststellbremse								
1.5 dCi	60 - 78	08/03→07/09		Scheibenbremse; 		2	24.3727-1069.2 581069	L= 2.080
1.6	82	10/03→01/08						
1.9 dCi	96	02/06→10/06						
RENAULT - MEGANE II Kombi (KM0/1_) 08/03→08/12								
 Seilzug, Feststellbremse								
1.4	72	08/03→07/09		09/03→ 12/08; Scheibenbremse; 		2	24.3727-1069.2 581069	L= 2.080
1.6	83	08/03→07/09						
1.9 dCi	88	08/03→07/09						
2.0	99	08/03→07/09						
1.5 dCi	63 - 78	02/04→07/09		Scheibenbremse; 		2	24.3727-1069.2 581069	L= 2.080
1.6 16V	75 - 77	05/05→07/09						
1.6 LPG 16V	82	01/06→08/09						
1.9 dCi	66 - 68	03/04→02/07						
2.0	102	12/06→01/11						
1.5 dCi	60	08/03→05/06		09/03→; Scheibenbremse; 		2	24.3727-1069.2 581069	L= 2.080
1.5 dCi	76	01/07→07/09		→ 12/08; Scheibenbremse; 		2	24.3727-1069.2 581069	L= 2.080
1.6 16V Hi-Flex	77	02/08→07/09						
1.9 dCi	81 - 85	05/05→07/09						
2.0 dCi	110	09/05→07/09						
1.6 16V	81	05/06→10/11		→ 07/09; Scheibenbremse; 		2	24.3727-1069.2 581069	L= 2.080
1.6 16V	82	01/06→08/09		01/07→ 12/08; Scheibenbremse; 		2	24.3727-1069.2 581069	L= 2.080
1.9 dCi	96	05/05→07/09		→ 02/07; Scheibenbremse; 		2	24.3727-1069.2 581069	L= 2.080
RENAULT - MEGANE II Stufenheck (LM0/1_) 08/03→								
 Seilzug, Feststellbremse								
1.4	60	09/03→		→ 08/06; Scheibenbremse; 		2	24.3727-1069.2 581069	L= 2.080
1.4	72	09/03→		→ 12/08; Scheibenbremse; 		2	24.3727-1069.2 581069	L= 2.080
1.5 dCi	63 - 78	05/05→12/10						
1.6	77 - 83	09/03→						
1.6 Hi-Flex	85	03/06→						
1.9 dCi	68 - 96	09/03→						
2.0	99	09/03→						
2.0 dCi	110	09/05→						
1.5 dCi	74	02/04→12/10		→ 03/06; Scheibenbremse; 		2	24.3727-1069.2 581069	L= 2.080
1.5 dCi	60	08/03→12/10		09/03→ 12/08; Scheibenbremse; 		2	24.3727-1069.2 581069	L= 2.080
→								









	kW					! #		
RENAULT - MEGANE II Stufenheck (LM0/1_) 08/03→								
 Seilzug, Feststellbremse								
1.5 dCi 1.6 16V	76 82	10/03→12/10 01/06→			01/07→ 12/08; Scheibenbremse; 	2	24.3727-1069.2 581069	L= 2.080
1.6 1.9 dCi 2.0	81 66 101	09/03→11/08 09/03→12/05 04/06→11/10			Scheibenbremse; 	2	24.3727-1069.2 581069	L= 2.080
RENAULT - MEGANE III Combi Van (KZ0/1) 01/09→08/15								
 Seilzug, Feststellbremse								
1.5 dCi	63	03/10→08/15			Scheibenbremse; - eFSB; 	2	24.3727-1081.2 581081	L= 1.940
1.5 dCi	66 - 81	01/09→08/15			Scheibenbremse; 	2	24.3727-1080.2 581080	L= 1.883
					Scheibenbremse; - eFSB; 	2	24.3727-1081.2 581081	L= 1.940
RENAULT - MEGANE III Coupe (DZ0/1_) 11/08→								
 Seilzug, Feststellbremse								
1.2 TCe 1.4 TCe 1.5 dCi 1.6 16V 1.6 16V Bifuel 1.6 dCi 1.9 dCi 2.0 CVT 2.0 dCi 2.0 R.S. 2.0 TCe 2.0 TCe 220 2.0 R.S.	85 - 97 96 63 - 81 74 - 81 81 96 96 103 110 - 120 201 132 - 184 162 195	03/12→08/15 04/09→ 11/08→ 11/08→ 11/08→ 04/11→08/15 11/08→08/15 05/09→ 04/09→ 07/14→ 11/08→ 11/13→ 11/08→			Scheibenbremse; 	2	24.3727-1080.2 581080	L= 1.883
					08/11→; Scheibenbremse; 	2	24.3727-1080.2 581080	L= 1.883
RENAULT - MEGANE III Grandtour (KZ0/1) 11/08→								
 Seilzug, Feststellbremse								
1.2 TCe 1.4 TCe 1.5 dCi 1.6 16V 1.6 dCi 1.9 dCi 2.0 CVT 1.5 dCi 1.6 BiFuel 2.0 dCi 2.0 TCe	85 - 97 96 63 - 70 74 - 81 96 96 103 66 - 81 81 110 - 120 132	03/12→ 05/09→ 03/09→ 05/09→ 04/11→ 05/09→ 05/09→ 02/09→ 11/08→ 04/09→ 11/08→			Scheibenbremse; - eFSB; 	2	24.3727-1081.2 581081	L= 1.940
					Scheibenbremse; 	2	24.3727-1080.2 581080	L= 1.883
					Scheibenbremse; - eFSB; 	2	24.3727-1081.2 581081	L= 1.940
					05/09→; Scheibenbremse; 	2	24.3727-1080.2 581080	L= 1.883
					05/09→; Scheibenbremse; - eFSB; 	2	24.3727-1081.2 581081	L= 1.940
RENAULT - MEGANE III Hatchback Van (BZ_) 11/08→08/15								
 Seilzug, Feststellbremse								
1.5 dCi	66 - 81	11/08→08/15				2	24.3727-1080.2 581080	L= 1.883
RENAULT - MEGANE III Schrägheck (BZ0/1_, B3_) 11/08→								
 Seilzug, Feststellbremse								
1.2 TCe 1.4 TCe 1.5 dCi 1.6 1.6 16V 1.6 16V BiFuel 1.6 16V Hi-Flex 1.6 dCi 1.9 dCi 2.0 2.0 CVT →	85 - 97 96 63 - 81 86 74 - 85 81 81 96 96 105 103	03/12→ 04/09→ 11/08→ 01/14→ 11/08→ 05/09→08/15 11/08→08/15 04/11→08/15 11/08→ 01/11→ 02/09→			Scheibenbremse; 	2	24.3727-1080.2 581080	L= 1.883
































	kw					! #		
RENAULT - MEGANE III Schrägheck (BZ0/1_, B3_) 11/08→								
 Seilzug, Feststellbremse								
2.0 dCi	110 - 120	04/09→			Scheibenbremse; 	2	24.3727-1080.2 581080	L= 1.883
2.0 TCe	132 - 140	11/08→						
2.0 TCe 220	162	11/13→						
RENAULT - MEGANE Scenic (JA0/1_) 10/96→12/01								
 Radbremszylinder								
1.4 i	55	01/97→09/99	➔			2	24.3220-1711.3 020409	TRW GG
1.6 i	55	01/97→09/99						
1.9 D	47	03/97→09/99						
1.9 dT	66 - 69	01/97→09/99						
2.0 i	80 - 84	01/97→09/99						
1.6 16V	79	04/98→10/99	➔	→ 09/99		2	24.3220-1711.3 020409	TRW GG
2.0 RXE 4x4	84	05/97→10/99						
1.6 e	66	10/96→10/99	➔	11/96→ 09/99		2	24.3220-1711.3 020409	TRW GG
1.9 dTi	72	04/97→09/99	➔	- ABS		2	24.3220-1711.3 020409	TRW GG
Zubehörsatz, Bremsbacken								
1.4 i	55	01/97→09/99	➔				03.0137-9220.2 669220	TRW
1.6 i	55	01/97→09/99						
1.9 D	47	03/97→09/99						
1.9 dT	66 - 69	01/97→09/99						
2.0 i	80 - 84	01/97→09/99						
1.6 16V	79	04/98→10/99	➔	→ 09/99			03.0137-9220.2 669220	TRW
2.0 RXE 4x4	84	05/97→10/99						
1.6 e	66	10/96→10/99	➔	11/96→ 09/99			03.0137-9220.2 669220	TRW
1.9 dTi	72	04/97→09/99	➔	- ABS			03.0137-9220.2 669220	TRW
 Bremsbackensatz								
1.4 i	55	01/97→09/99	➔				03.0137-0336.2 650336	TRW Ø 229 x 42 + HEB
1.6 i	55	01/97→09/99					03.0520-5520.3 695520	TRW Ø 229 x 42 + RZ / + Zub TopKit
1.9 D	47	03/97→09/99						
1.9 dT	66 - 69	01/97→09/99						
2.0 i	80 - 84	01/97→09/99						
1.6 16V	79	04/98→10/99	➔	→ 09/99			03.0137-0336.2 650336	TRW Ø 229 x 42 + HEB
2.0 RXE 4x4	84	05/97→10/99					03.0520-5520.3 695520	TRW Ø 229 x 42 + RZ / + Zub TopKit
1.6 e	66	10/96→10/99	➔	11/96→ 09/99			03.0137-0336.2 650336	TRW Ø 229 x 42 + HEB
							03.0520-5520.3 695520	TRW Ø 229 x 42 + RZ / + Zub TopKit
1.9 dTi	72	04/97→09/99	➔	- ABS			03.0137-0336.2 650336	TRW Ø 229 x 42 + HEB
							03.0520-5520.3 695520	TRW Ø 229 x 42 + RZ / + Zub TopKit
 Seilzug, Feststellbremse								
1.4 i	55	01/97→09/99			Trommelbremse; 	2	24.3727-1045.2 581045	L= 1.476
1.6 i	55	01/97→09/99						
1.9 dT	69	03/97→08/99						
2.0 i	80 - 84	01/97→09/99						
1.6 16V	79	04/98→10/99		→ 09/99; Trommelbremse; 		2	24.3727-1045.2 581045	L= 1.476
2.0 RXE 4x4	84	05/97→10/99						
1.6 e	66	10/96→10/99		11/96→ 09/99; Trommelbremse; 		2	24.3727-1045.2 581045	L= 1.476
1.9 D	47	03/97→09/99		08/99→; - ABS; Trommelbremse; 		2	24.3727-1045.2 581045	L= 1.476
				Trommelbremse; 		2	24.3727-1045.2 581045	L= 1.476
				→ 07/99; Trommelbremse; 		2	24.3727-1045.2 581045	L= 1.476
				08/99→; + ABS; Trommelbremse; 			24.3727-1055.2 581055	L= 1.479
				08/99→; + ABS; Trommelbremse; 			24.3727-1056.2 581056	L= 1.508
1.9 dT	66	01/97→09/99		→ 12/97; Trommelbremse; 		2	24.3727-1045.2 581045	L= 1.476
1.9 dTi	72	04/97→09/99		08/99→; - ABS; Trommelbremse; 		2	24.3727-1045.2 581045	L= 1.476
				03/98→; - ABS; Trommelbremse; 		2	24.3727-1045.2 581045	L= 1.476
				→ 07/99; - ABS; Trommelbremse; 		2	24.3727-1045.2 581045	L= 1.476
				08/99→; + ABS; Trommelbremse; 			24.3727-1055.2 581055	L= 1.479
				08/99→; + ABS; Trommelbremse; 			24.3727-1056.2 581056	L= 1.508












	kw					! #			
RENAULT - MODUS / GRAND MODUS (F/JP0_) 09/04 →									
 Radbremszylinder									
1.2	48 - 55	12/04 →	➡	- ESP; → 06/13		2	24.3219-1755.3	020508	ALU
1.2 16V Hi-Flex	55	10/08 →							
1.5 dCi	48 - 63	12/04 →							
1.5 dCi 75	55	10/10 →							
1.5 dCi 90	65	10/10 →							
1.2 GPL	55	05/08 → 12/12	➡	- ESP		2	24.3219-1755.3	020508	ALU
1.5 dCi	60	09/04 →	➡	09/05 →; - ESP; → 06/13		2	24.3219-1755.3	020508	ALU
Zubehörsatz, Bremsbacken									
1.2	48 - 55	12/04 →	➡	- ESP; → 06/13			03.0137-9280.2	669280	
1.2 16V Hi-Flex	55	10/08 →							
1.5 dCi	48 - 63	12/04 →							
1.5 dCi 75	55	10/10 →							
1.5 dCi 90	65	10/10 →							
1.2 GPL	55	05/08 → 12/12	➡	- ESP			03.0137-9280.2	669280	
1.5 dCi	60	09/04 →	➡	09/05 →; - ESP; → 06/13			03.0137-9280.2	669280	
 Bremstrommel									
1.2	48 - 55	12/04 →	➡	- ESP; → 06/13; für verkürzten Radstand			24.0220-3033.1	480195	Ø 237 x 50,5 / 204,5 - RLG / - ABS Ring
1.2 16V Hi-Flex	55	10/08 →							
1.5 dCi	48 - 50	12/04 →							
1.5 dCi 75	55	10/10 →							
1.5 dCi 90	65	10/10 →							
1.2 GPL	55	05/08 → 12/12	➡	- ESP; für verkürzten Radstand			24.0220-3033.1	480195	Ø 237 x 50,5 / 204,5 - RLG / - ABS Ring
1.5 dCi	60	09/04 →	➡	09/05 →; - ESP; → 06/13; für verkürzten Radstand			24.0220-3033.1	480195	Ø 237 x 50,5 / 204,5 - RLG / - ABS Ring
1.5 dCi	63	12/04 →	➡	→ 02/14; für verkürzten Radstand			24.0220-3033.1	480195	Ø 237 x 50,5 / 204,5 - RLG / - ABS Ring
 Bremsbackensatz									
1.2	48 - 55	12/04 →	➡	- ESP; → 06/13			03.0137-0454.2	650454	AP Ø 203 x 38 + HEB
1.2 16V Hi-Flex	55	10/08 →					03.0520-6419.3	696419	AP Ø 203 x 38 + RZ / + Zub TopKit
1.5 dCi	48 - 63	12/04 →							
1.5 dCi 75	55	10/10 →							
1.5 dCi 90	65	10/10 →							
1.2 GPL	55	05/08 → 12/12	➡	- ESP			03.0137-0454.2	650454	AP Ø 203 x 38 + HEB
							03.0520-6419.3	696419	AP Ø 203 x 38 + RZ / + Zub TopKit
1.5 dCi	60	09/04 →	➡	09/05 →; - ESP; → 06/13			03.0137-0454.2	650454	AP Ø 203 x 38 + HEB
							03.0520-6419.3	696419	AP Ø 203 x 38 + RZ / + Zub TopKit
 Seilzug, Feststellbremse									
1.2	58 - 76	12/04 →		→ 06/13; für Fahrzeuge mit Scheibenbremse an der Hinterachse; für verkürzten Radstand; <input type="checkbox"/>			24.3727-1083.2	581083	L= 1.276
1.5 dCi	76 - 78	05/05 →		→ 06/13; für Fahrzeuge mit Scheibenbremse an der Hinterachse; für verkürzten Radstand; <input type="checkbox"/>			24.3727-1084.2	581084	L= 1.375
				→ 06/13; für Fahrzeuge mit Scheibenbremse an der Hinterachse; für verlängerten Radstand; <input type="checkbox"/>			24.3727-3600.2	583600	L= 1.322
				→ 06/13; für Fahrzeuge mit Scheibenbremse an der Hinterachse; für verlängerten Radstand; <input type="checkbox"/>			24.3727-3601.2	583601	L= 1.448
1.2	48 - 55	12/04 →		→ 06/13; für Fahrzeuge mit Scheibenbremse an der Hinterachse; für verkürzten Radstand; <input type="checkbox"/>			24.3727-1083.2	581083	L= 1.276
1.2 16V	74	05/07 →							
1.2 16V Hi-Flex	55	10/08 →							
1.4	72	12/04 →							
1.5 dCi	48 - 63	12/04 →							
1.5 dCi 75	55	10/10 →							
1.5 dCi 90	65	10/10 →							
1.6	65 - 82	12/04 →							
→									













	kw			 	! #		
RENAULT - MODUS / GRAND MODUS (F/JP0_) 09/04 →							
 Seilzug, Feststellbremse							
1.2	48 - 55	12/04 →		für Fahrzeuge mit Trommelbremse an der Hinterachse; → 06/13; für verkürzten Radstand; <input type="checkbox"/>	24.3727-1086.2	581086	L= 1.497
1.2 16V	74	05/07 →					
1.2 16V Hi-Flex	55	10/08 →		für Fahrzeuge mit Trommelbremse an der Hinterachse; → 06/13; für verlängerten Radstand; <input type="checkbox"/>	24.3727-1090.2	581090	L= 1.572
1.4	72	12/04 →					
1.5 dCi	48 - 63	12/04 →		→ 06/13; für Fahrzeuge mit Scheibenbremse an der Hinterachse; für verlängerten Radstand; <input type="checkbox"/>	24.3727-3600.2	583600	L= 1.322
1.5 dCi 75	55	10/10 →					
1.5 dCi 90	65	10/10 →					
1.6	65 - 82	12/04 →		→ 06/13; für Fahrzeuge mit Scheibenbremse an der Hinterachse; für verlängerten Radstand; <input type="checkbox"/>	24.3727-3601.2	583601	L= 1.448
1.2 GPL	55	05/08 → 12/12		für Fahrzeuge mit Scheibenbremse an der Hinterachse; für verkürzten Radstand; <input type="checkbox"/>	24.3727-1083.2	581083	L= 1.276
				für Fahrzeuge mit Scheibenbremse an der Hinterachse; für verkürzten Radstand; <input type="checkbox"/>	24.3727-1084.2	581084	L= 1.375
				für Fahrzeuge mit Trommelbremse an der Hinterachse; für verkürzten Radstand; Trommelbremse; <input type="checkbox"/>	24.3727-1085.2	581085	L= 1.387
				für Fahrzeuge mit Trommelbremse an der Hinterachse; für verkürzten Radstand; <input type="checkbox"/>	24.3727-1086.2	581086	L= 1.497
				für Fahrzeuge mit Trommelbremse an der Hinterachse; für verlängerten Radstand; <input type="checkbox"/>	24.3727-1090.2	581090	L= 1.572
				für Fahrzeuge mit Scheibenbremse an der Hinterachse; für verlängerten Radstand; <input type="checkbox"/>	24.3727-3600.2	583600	L= 1.322
				für Fahrzeuge mit Scheibenbremse an der Hinterachse; für verlängerten Radstand; <input type="checkbox"/>	24.3727-3601.2	583601	L= 1.448
1.5 dCi	60	09/04 →		→ 06/13; für Fahrzeuge mit Scheibenbremse an der Hinterachse; für verkürzten Radstand; <input type="checkbox"/>	24.3727-1083.2	581083	L= 1.276
				→ 06/13; für Fahrzeuge mit Scheibenbremse an der Hinterachse; für verkürzten Radstand; <input type="checkbox"/>	24.3727-1084.2	581084	L= 1.375
				09/05 → 06/13; für Fahrzeuge mit Trommelbremse an der Hinterachse; für verkürzten Radstand; Trommelbremse; <input type="checkbox"/>	24.3727-1085.2	581085	L= 1.387
				09/05 → 06/13; für Fahrzeuge mit Trommelbremse an der Hinterachse; für verkürzten Radstand; <input type="checkbox"/>	24.3727-1086.2	581086	L= 1.497
				09/05 → 06/13; für Fahrzeuge mit Trommelbremse an der Hinterachse; für verlängerten Radstand; <input type="checkbox"/>	24.3727-1090.2	581090	L= 1.572
				→ 06/13; für Fahrzeuge mit Scheibenbremse an der Hinterachse; für verlängerten Radstand; <input type="checkbox"/>	24.3727-3600.2	583600	L= 1.322
				→ 06/13; für Fahrzeuge mit Scheibenbremse an der Hinterachse; für verlängerten Radstand; <input type="checkbox"/>	24.3727-3601.2	583601	L= 1.448
RENAULT - RAPID 09/94 → 03/98							
 Radbremszylinder							
1.9 D	47	09/94 → 03/98	➡	07/95 →; nicht für erhöhte Nutzlast; <input type="checkbox"/>	24.3220-1118.3	020226	BDX GG
			➡	07/95 →; nicht für erhöhte Nutzlast; <input type="checkbox"/>	24.3220-1119.3	020227	BDX GG
			➡	07/95 →; für erhöhte Nutzlast	2	24.3222-1615.3	020285 TRW GG
Zubehörsatz, Bremsbacken							
1.9 D	47	09/94 → 03/98	➡	07/95 →; für erhöhte Nutzlast	03.0137-9027.2	669027	TRW
			➡	07/95 →; nicht für erhöhte Nutzlast	03.0137-9125.2	669125	BDX
 Bremsbackensatz							
1.9 D	47	09/94 → 03/98	➡	07/95 →; nicht für erhöhte Nutzlast	03.0137-0211.2	650211	BDX Ø 203 x 39
					03.0520-3020.3	693020	BDX Ø 203 x 39 + RZ / + Zub TopKit
→			➡	07/95 →; für erhöhte Nutzlast	03.0137-0271.2	650271	TRW Ø 229 x 42 + HEB






















	kw			 	! #		
RENAULT - RAPID 09/94→03/98							
 Bremsbackensatz							
1.9 D	47	09/94→03/98	➔	07/95→; für erhöhte Nutzlast		03.0520-2422.3 692422	TRW Ø 229 x 42 + RZ / + Zub TopKit
 Seilzug, Feststellbremse							
1.9 D	47	09/94→03/98		07/95→; nicht für erhöhte Nutzlast; Trommelbremse; ↓	2	24.3727-1035.2 581035	L= 1.469
RENAULT - RAPID Kasten/Großraumlimousine (F40_, G40_) 07/85→11/01							
 Radbremszylinder							
1.2	40	09/91→03/98	➔	<input type="checkbox"/>		24.3220-1118.3 020226	BDX GG
			➔	10/92→; <input type="checkbox"/>		24.3220-1118.3 020226	BDX GG
			➔	<input type="checkbox"/>		24.3220-1119.3 020227	BDX GG
			➔	10/92→; <input type="checkbox"/>		24.3220-1119.3 020227	BDX GG
1.4	43 - 59	09/91→03/98	➔	nicht für erhöhte Nutzlast; <input type="checkbox"/>		24.3220-1118.3 020226	BDX GG
1.9 D	40	09/94→03/98	➔	nicht für erhöhte Nutzlast; <input type="checkbox"/>		24.3220-1119.3 020227	BDX GG
			➔	für erhöhte Nutzlast		24.3222-1615.3 020285	TRW GG
1.4	58	01/94→03/98	➔	09/94→; nicht für erhöhte Nutzlast; <input type="checkbox"/>		24.3220-1118.3 020226	BDX GG
			➔	nicht für erhöhte Nutzlast; <input type="checkbox"/>		24.3220-1118.3 020226	BDX GG
			➔	09/94→; nicht für erhöhte Nutzlast; <input type="checkbox"/>		24.3220-1119.3 020227	BDX GG
			➔	nicht für erhöhte Nutzlast; <input type="checkbox"/>		24.3220-1119.3 020227	BDX GG
			➔			24.3222-1615.3 020285	TRW GG
			➔	09/94→; für erhöhte Nutzlast		24.3222-1615.3 020285	TRW GG
			➔	für erhöhte Nutzlast		24.3222-1615.3 020285	TRW GG
1.4 Cat	43	08/88→03/98	➔	<input type="checkbox"/>		24.3220-1118.3 020226	BDX GG
			➔	<input type="checkbox"/>		24.3220-1119.3 020227	BDX GG
1.6 D	40	03/86→08/98	➔	07/86→; nicht für erhöhte Nutzlast; <input type="checkbox"/>		24.3220-1118.3 020226	BDX GG
			➔	→ 06/86; <input type="checkbox"/>		24.3220-1118.3 020226	BDX GG
						24.3222-1709.3 020111	BDX GG
			➔	07/86→; nicht für erhöhte Nutzlast; <input type="checkbox"/>		24.3220-1119.3 020227	BDX GG
			➔	→ 06/86; <input type="checkbox"/>		24.3220-1119.3 020227	BDX GG
						24.3222-1107.3 020262	TRW GG
						24.3222-1710.3 020112	BDX GG
			➔	07/86→; für erhöhte Nutzlast		24.3222-1615.3 020285	TRW GG
1.9 D	47	09/91→03/98	➔	09/92→; nicht für erhöhte Nutzlast; <input type="checkbox"/>		24.3220-1118.3 020226	BDX GG
			➔	09/95→; nicht für erhöhte Nutzlast; <input type="checkbox"/>		24.3220-1118.3 020226	BDX GG
			➔	nicht für erhöhte Nutzlast; <input type="checkbox"/>		24.3220-1118.3 020226	BDX GG
			➔	09/92→; nicht für erhöhte Nutzlast; <input type="checkbox"/>		24.3220-1119.3 020227	BDX GG
			➔	09/95→; nicht für erhöhte Nutzlast; <input type="checkbox"/>		24.3220-1119.3 020227	BDX GG
			➔	nicht für erhöhte Nutzlast; <input type="checkbox"/>		24.3220-1119.3 020227	BDX GG
			➔	09/95→; für erhöhte Nutzlast		24.3222-1615.3 020285	TRW GG
			➔	09/92→; für erhöhte Nutzlast		24.3222-1615.3 020285	TRW GG
			➔	für erhöhte Nutzlast		24.3222-1615.3 020285	TRW GG
Electric	21	01/94→11/98	➔			24.3222-1615.3 020285	TRW GG
Zubehörsatz, Bremsbacken							
1.2	40	09/91→03/98	➔			03.0137-9125.2 669125	BDX
			➔	10/92→		03.0137-9125.2 669125	BDX
1.4	43 - 59	09/91→03/98	➔	für erhöhte Nutzlast		03.0137-9027.2 669027	TRW
1.9 D	40	09/94→03/98	➔	nicht für erhöhte Nutzlast		03.0137-9125.2 669125	BDX
1.4	58	01/94→03/98	➔	09/94→; für erhöhte Nutzlast		03.0137-9027.2 669027	TRW
			➔			03.0137-9027.2 669027	TRW
			➔	für erhöhte Nutzlast		03.0137-9027.2 669027	TRW
			➔	09/94→; nicht für erhöhte Nutzlast		03.0137-9125.2 669125	BDX
			➔	nicht für erhöhte Nutzlast		03.0137-9125.2 669125	BDX
1.4 Cat	43	08/88→03/98	➔			03.0137-9125.2 669125	BDX
1.6 D	40	03/86→08/98	➔	07/86→; für erhöhte Nutzlast		03.0137-9027.2 669027	TRW
➔							

	kw			 	! #		
RENAULT - RAPID Kasten/Großraumlimousine (F40_, G40_) 07/85→11/01							
Zubehörsatz, Bremsbacken							
1.6 D	40	03/86→08/98	➡	→ 06/86		03.0137-9056.2 669056 03.0137-9086.2 669086 03.0137-9125.2 669125	TRW BDX BDX
			➡	07/86→; nicht für erhöhte Nutzlast		03.0137-9125.2 669125	BDX
1.9 D	47	09/91→03/98	➡	09/95→; für erhöhte Nutzlast		03.0137-9027.2 669027	TRW
			➡	09/92→; für erhöhte Nutzlast		03.0137-9027.2 669027	TRW
			➡	für erhöhte Nutzlast		03.0137-9027.2 669027	TRW
			➡	09/92→; nicht für erhöhte Nutzlast		03.0137-9125.2 669125	BDX
			➡	09/95→; nicht für erhöhte Nutzlast		03.0137-9125.2 669125	BDX
			➡	nicht für erhöhte Nutzlast		03.0137-9125.2 669125	BDX
Electric	21	01/94→11/98	➡			03.0137-9027.2 669027	TRW
 Bremsbackensatz							
1.2	40	09/91→03/98	➡			03.0137-0211.2 650211 03.0520-3020.3 693020	BDX Ø 203 x 39 BDX Ø 203 x 39 + RZ / + Zub TopKit
			➡	10/92→		03.0137-0211.2 650211 03.0520-3020.3 693020	BDX Ø 203 x 39 BDX Ø 203 x 39 + RZ / + Zub TopKit
1.4	43 - 59	09/91→03/98	➡	nicht für erhöhte Nutzlast		03.0137-0211.2 650211 03.0520-3020.3 693020	BDX Ø 203 x 39 BDX Ø 203 x 39 + RZ / + Zub TopKit
1.9 D	40	09/94→03/98	➡	für erhöhte Nutzlast		03.0137-0271.2 650271 03.0520-2422.3 692422	TRW Ø 229 x 42 + HEB TRW Ø 229 x 42 + RZ / + Zub TopKit
1.4	58	01/94→03/98	➡	09/94→; nicht für erhöhte Nutzlast		03.0137-0211.2 650211 03.0520-3020.3 693020	BDX Ø 203 x 39 BDX Ø 203 x 39 + RZ / + Zub TopKit
			➡	nicht für erhöhte Nutzlast		03.0137-0211.2 650211 03.0520-3020.3 693020	BDX Ø 203 x 39 BDX Ø 203 x 39 + RZ / + Zub TopKit
			➡			03.0137-0271.2 650271 03.0520-2422.3 692422	TRW Ø 229 x 42 + HEB TRW Ø 229 x 42 + RZ / + Zub TopKit
			➡	09/94→; für erhöhte Nutzlast		03.0137-0271.2 650271 03.0520-2422.3 692422	TRW Ø 229 x 42 + HEB TRW Ø 229 x 42 + RZ / + Zub TopKit
			➡	für erhöhte Nutzlast		03.0137-0271.2 650271 03.0520-2422.3 692422	TRW Ø 229 x 42 + HEB TRW Ø 229 x 42 + RZ / + Zub TopKit
1.4 Cat	43	08/88→03/98	➡			03.0137-0211.2 650211 03.0520-3020.3 693020	BDX Ø 203 x 39 BDX Ø 203 x 39 + RZ / + Zub TopKit
1.6 D	40	03/86→08/98	➡	→ 06/86		03.0137-0201.2 650201 03.0137-0209.2 650209 03.0137-0211.2 650211 03.0520-1022.3 691022 03.0520-1122.3 691122 03.0520-3020.3 693020 03.0525-0027.3 EQ0027	TRW Ø 180 x 41 + HEB BDX Ø 180 x 42 BDX Ø 203 x 39 BDX Ø 180 x 42 + RZ / + Zub TopKit TRW Ø 180 x 41 + RZ / + Zub TopKit BDX Ø 203 x 39 + RZ / + Zub TopKit TRW Ø 180 x 41 - RZ / + Zub Easy Quick
			➡	07/86→; nicht für erhöhte Nutzlast		03.0137-0211.2 650211 03.0520-3020.3 693020	BDX Ø 203 x 39 BDX Ø 203 x 39 + RZ / + Zub TopKit
			➡	07/86→; für erhöhte Nutzlast		03.0137-0271.2 650271 03.0520-2422.3 692422	TRW Ø 229 x 42 + HEB TRW Ø 229 x 42 + RZ / + Zub TopKit
1.9 D	47	09/91→03/98	➡	09/95→; nicht für erhöhte Nutzlast		03.0137-0211.2 650211 03.0520-3020.3 693020	BDX Ø 203 x 39 BDX Ø 203 x 39 + RZ / + Zub TopKit
→			➡	09/92→; nicht für erhöhte Nutzlast		03.0137-0211.2 650211	BDX Ø 203 x 39








	kw					! #		
RENAULT - RAPID Kasten/Großraumlimousine (F40_, G40_) 07/85→11/01								
 Bremsbackensatz								
1.9 D	47	09/91→03/98	➔	09/92→; nicht für erhöhte Nutzlast			03.0520-3020.3 693020	BDX Ø 203 x 39 + RZ / + Zub TopKit
			➔	nicht für erhöhte Nutzlast			03.0137-0211.2 650211 03.0520-3020.3 693020	BDX Ø 203 x 39 BDX Ø 203 x 39 + RZ / + Zub TopKit
			➔	09/92→; für erhöhte Nutzlast			03.0137-0271.2 650271 03.0520-2422.3 692422	TRW Ø 229 x 42 + HEB TRW Ø 229 x 42 + RZ / + Zub TopKit
			➔	09/95→; für erhöhte Nutzlast			03.0137-0271.2 650271 03.0520-2422.3 692422	TRW Ø 229 x 42 + HEB TRW Ø 229 x 42 + RZ / + Zub TopKit
			➔	für erhöhte Nutzlast			03.0137-0271.2 650271 03.0520-2422.3 692422	TRW Ø 229 x 42 + HEB TRW Ø 229 x 42 + RZ / + Zub TopKit
Electric	21	01/94→11/98	➔				03.0137-0271.2 650271 03.0520-2422.3 692422	TRW Ø 229 x 42 + HEB TRW Ø 229 x 42 + RZ / + Zub TopKit
 Seilzug, Feststellbremse								
1.2	40	09/91→03/98		Trommelbremse; 	2	24.3727-1035.2 581035	L= 1.469	
				10/92→; Trommelbremse; 	2	24.3727-1035.2 581035	L= 1.469	
1.4	43 - 59	09/91→03/98		nicht für erhöhte Nutzlast; Trommelbremse; 	2	24.3727-1035.2 581035	L= 1.469	
1.9 D	40	09/94→03/98						
1.4	58	01/94→03/98		nicht für erhöhte Nutzlast; Trommelbremse; 	2	24.3727-1035.2 581035	L= 1.469	
				09/94→; nicht für erhöhte Nutzlast; Trommelbremse; 	2	24.3727-1035.2 581035	L= 1.469	
1.4 Cat	43	08/88→03/98		→ 08/91; Trommelbremse; 	2	24.3727-1005.2 581005	L= 1.330	
				09/91→; Trommelbremse; 	2	24.3727-1035.2 581035	L= 1.469	
1.6 D	40	03/86→08/98		→ 08/91; Trommelbremse; 	2	24.3727-1005.2 581005	L= 1.330	
				09/91→; nicht für erhöhte Nutzlast; Trommelbremse; 	2	24.3727-1035.2 581035	L= 1.469	
1.9 D	47	09/91→03/98		nicht für erhöhte Nutzlast; Trommelbremse; 	2	24.3727-1035.2 581035	L= 1.469	
				09/95→; nicht für erhöhte Nutzlast; Trommelbremse; 	2	24.3727-1035.2 581035	L= 1.469	
				09/92→; nicht für erhöhte Nutzlast; Trommelbremse; 	2	24.3727-1035.2 581035	L= 1.469	
RENAULT - SAFRANE II (B54_) 07/96→12/00								
 Seilzug, Feststellbremse								
2.0 16V	100	07/96→12/00		08/96→; Scheibenbremse; 		24.3727-1028.2 581028	L= 850	
2.2 dT	83	07/96→12/00				24.3727-1034.2 581034	L= 1.091	
2.5 20V	121	07/96→12/00		08/96→; Scheibenbremse; 				
2.9 24V	140	03/99→12/00		Scheibenbremse; 		24.3727-1028.2 581028	L= 850	
				Scheibenbremse; 		24.3727-1034.2 581034	L= 1.091	
3.0 V6	123	07/96→12/00		08/96→; Scheibenbremse; 		24.3727-1028.2 581028	L= 850	
				→ 07/96; Scheibenbremse; 		24.3727-1028.2 581028	L= 850	
				08/96→; Scheibenbremse; 		24.3727-1034.2 581034	L= 1.091	
				→ 07/96; Scheibenbremse; 		24.3727-1034.2 581034	L= 1.091	
RENAULT - SANDERO/STEPWAY I (BS_) 11/07→								
 Radbremszylinder								
1.4	55	02/09→	➔		2	24.3217-1710.3 020420	TRW GG	
1.6	75 - 77	12/07→	➔	+ ABS	2	24.3217-1711.3 020449	BOS ALU	
			➔	- ABS	2	24.3219-1722.3 020426	BDX GG	
1.4 LPG	53	02/09→	➔	Bremstrommeldurchmesser innen [Zoll]: 8	2	24.3217-1710.3 020420	TRW GG	
1.6	66	05/09→	➔	Bremstrommeldurchmesser innen [Zoll]: 7	2	24.3217-1711.3 020449	BOS ALU	
			➔		2	24.3219-1722.3 020426	BDX GG	
1.6	62	11/10→	➔		2	24.3217-1710.3 020420	TRW GG	
			➔	- ABS	2	24.3219-1722.3 020426	BDX GG	
1.6	64	02/09→	➔		2	24.3217-1710.3 020420	TRW GG	
			➔	+ ABS	2	24.3217-1711.3 020449	BOS ALU	
→								












	kw			 	! #			
RENAULT - SANDERO/STEPWAY I (BS_) 11/07→								
 Radbremszylinder								
1.6	64	02/09→	➔	11/10→; + ABS	2	24.3217-1711.3 020449	BOS ALU	
			➔	- ABS	2	24.3219-1722.3 020426	BDX GG	
1.6	82	09/09→	➔	Bremsstrommeldurchmesser innen [Zoll]: 8	2	24.3217-1710.3 020420	TRW GG	
1.6 Flex	82	08/08→			2	24.3217-1711.3 020449	BOS ALU	
Zubehörsatz, Bremsbacken								
1.4	55	02/09→	➔			03.0137-9088.2 669088	BDX	
1.4 LPG	53	02/09→					03.0137-9158.2 669158	TRW
1.6	62 - 77	12/07→					03.0137-9274.2 669274	BOS
1.6	82	09/09→	➔			03.0137-9158.2 669158	TRW	
1.6 Flex	82	08/08→					03.0137-9274.2 669274	BOS
 Bremstrommel								
1.6	62 - 77	12/07→	➔	- ABS		24.0220-3037.1 480308	Ø 234 x 48 / 204,5 - RLG / - ABS Ring	
 Bremsbackensatz								
1.4	55	02/09→	➔			03.0137-0312.2 650312	TRW Ø 203 x 38	
1.6	62 - 77	12/07→					03.0520-5017.3 695017	BOS Ø 203 x 39 + RZ / + Zub TopKit
			➔		- ABS		03.0137-0358.2 650358	BDX Ø 180 x 42 + HEB
			➔	+ ABS		03.0520-4719.3 694719	BOS Ø 180 x 42 + RZ / + Zub TopKit	
						03.0137-0532.2 650532	BOS Ø 203 x 39 + HEB	
						03.0520-3517.3 693517	TRW Ø 203 x 39 + RZ / + Zub TopKit	
1.4 LPG	53	02/09→	➔	Bremsstrommeldurchmesser innen [Zoll]: 8		03.0137-0312.2 650312	TRW Ø 203 x 38	
1.6	66	05/09→					03.0520-3517.3 693517	TRW Ø 203 x 39 + RZ / + Zub TopKit
			➔	Bremsstrommeldurchmesser innen [Zoll]: 7		03.0137-0358.2 650358	BDX Ø 180 x 42 + HEB	
						03.0520-4719.3 694719	BOS Ø 180 x 42 + RZ / + Zub TopKit	
			➔			03.0137-0532.2 650532	BOS Ø 203 x 39 + HEB	
						03.0520-5017.3 695017	BOS Ø 203 x 39 + RZ / + Zub TopKit	
1.6	82	09/09→	➔	Bremsstrommeldurchmesser innen [Zoll]: 8		03.0137-0312.2 650312	TRW Ø 203 x 38	
1.6 Flex	82	08/08→					03.0520-3517.3 693517	TRW Ø 203 x 39 + RZ / + Zub TopKit
			➔			03.0137-0532.2 650532	BOS Ø 203 x 39 + HEB	
						03.0520-5017.3 695017	BOS Ø 203 x 39 + RZ / + Zub TopKit	
RENAULT - SANDERO/STEPWAY II (B8_) 11/13→								
 Radbremszylinder								
1.2 16V	54	12/13→	➔		2	24.3219-1761.3 020536	ALU	
1.2 16V LPG	53	12/13→						
1.5 dCi	62	12/13→						
1.6	59 - 83	11/13→						
1.6 16V	75	04/14→						
1.6 Flex	78	09/14→						
1.2 16V	55	04/15→	➔		2	24.3217-1711.3 020449	BOS ALU	
						24.3219-1761.3 020536	ALU	
1.5 dCi	66	01/17→	➔	- ABS	2	24.3217-1711.3 020449	BOS ALU	
			➔	+ ABS	2	24.3219-1761.3 020536	ALU	
TCe 90	66	09/15→	➔	Bremsstrommeldurchmesser innen [Zoll]: 8	2	24.3217-1711.3 020449	BOS ALU	
			➔	Bremsstrommeldurchmesser innen [Zoll]: 9	2	24.3219-1761.3 020536	ALU	
Zubehörsatz, Bremsbacken								
1.2 16V	54	12/13→	➔			03.0137-9274.2 669274	BOS	
1.2 16V LPG	53	12/13→						
1.2 16V	55	04/15→	➔				03.0137-9228.2 669228	BDX
						03.0137-9274.2 669274	BOS	
1.5 dCi	62	12/13→	➔			03.0137-9228.2 669228	BDX	
1.6	59 - 83	11/13→						
→								











	kw			 	! #		
RENAULT - SANDERO/STEPWAY II (B8_) 11/13→							
Zubehörsatz, Bremsbacken							
1.6 16V 1.6 Flex	75 78	04/14→ 09/14→	➔			03.0137-9228.2 669228	BDX
TCe 90	66	09/15→	➔	Bremstrommeldurchmesser innen [Zoll]: 9		03.0137-9228.2 669228	BDX
				Bremstrommeldurchmesser innen [Zoll]: 8		03.0137-9274.2 669274	BOS
 Bremsbackensatz							
1.2 16V 1.2 16V LPG	54 53	12/13→ 12/13→	➔			03.0137-0532.2 650532 03.0520-5017.3 695017	BOS Ø 203 x 39 + HEB BOS Ø 203 x 39 + RZ / + Zub TopKit
1.2 16V	55	04/15→	➔			03.0137-0496.2 650496 03.0137-0532.2 650532 03.0520-5017.3 695017	BDX Ø 228 x 42 + HEB BOS Ø 203 x 39 + HEB BOS Ø 203 x 39 + RZ / + Zub TopKit
						03.0520-7919.3 697919	Ø 228 x 42 + RZ / + Zub TopKit
1.5 dCi 1.6	62 59 - 83	12/13→ 11/13→	➔			03.0137-0496.2 650496	BDX Ø 228 x 42 + HEB
1.6 16V 1.6 Flex	75 78	04/14→ 09/14→	➔	+ ABS		03.0520-7919.3 697919	Ø 228 x 42 + RZ / + Zub TopKit
1.5 dCi	66	01/17→	➔	Bremstrommeldurchmesser innen [Zoll]: 9		03.0137-0496.2 650496	BDX Ø 228 x 42 + HEB
				Bremstrommeldurchmesser innen [Zoll]: 8		03.0137-0532.2 650532	BOS Ø 203 x 39 + HEB
TCe 90	66	09/15→	➔	Bremstrommeldurchmesser innen [Zoll]: 9		03.0137-0496.2 650496 03.0520-7919.3 697919	BDX Ø 228 x 42 + HEB Ø 228 x 42 + RZ / + Zub TopKit
				Bremstrommeldurchmesser innen [Zoll]: 8		03.0137-0532.2 650532 03.0520-5017.3 695017	BOS Ø 203 x 39 + HEB BOS Ø 203 x 39 + RZ / + Zub TopKit
 Seilzug, Feststellbremse							
1.2 16V 1.2 16V LPG 1.5 dCi 1.6	54 - 55 53 62	12/13→ 12/13→ 12/13→		Trommelbremse; <input checked="" type="checkbox"/>	2	24.3727-1094.2 581094	L= 1.657
1.6 16V 1.6 Flex TCe 90	75 78 66	04/14→ 09/14→ 09/15→					
RENAULT - SCÉNIC I Großraumlimousine (JA0/1_, FA0_) 08/99→07/10							
 Radbremszylinder							
1.4 16V 1.6	70 75 - 79	09/99→08/03 09/99→09/03	➔	→ 06/03; - ABS	2	24.3220-1711.3 020409	TRW GG
1.6 BiFuel 1.9 dTi	75 72	03/01→08/03 09/99→08/03					
1.6 BiFuel	79	09/99→04/01	➔	- ABS	2	24.3220-1711.3 020409	TRW GG
Zubehörsatz, Bremsbacken							
1.4 16V 1.6	70 75 - 79	09/99→08/03 09/99→09/03	➔	→ 06/03; - ABS		03.0137-9220.2 669220	TRW
1.6 BiFuel 1.9 dTi	75 72	03/01→08/03 09/99→08/03					
1.6 BiFuel	79	09/99→04/01	➔	- ABS		03.0137-9220.2 669220	TRW
 Bremsbackensatz							
1.4 16V 1.6	70 75 - 79	09/99→08/03 09/99→09/03	➔	→ 06/03; - ABS		03.0137-0336.2 650336 03.0520-5520.3 695520	TRW Ø 229 x 42 + HEB TRW Ø 229 x 42 + RZ / + Zub TopKit
1.6 BiFuel 1.9 dTi	75 72	03/01→08/03 09/99→08/03					
1.6 BiFuel	79	09/99→04/01	➔	- ABS		03.0137-0336.2 650336 03.0520-5520.3 695520	TRW Ø 229 x 42 + HEB TRW Ø 229 x 42 + RZ / + Zub TopKit
 Seilzug, Feststellbremse							
1.4 16V 1.6	70 75 - 79	09/99→08/03 09/99→09/03		→ 06/03; - ABS; <input checked="" type="checkbox"/>	2	24.3727-1045.2 581045	L= 1.476
→				→ 06/03; + ABS; Scheibenbremse; <input type="checkbox"/>		24.3727-1055.2 581055	L= 1.479


















































	kW					! #		
RENAULT - SCÉNIC I Großraumlimousine (JA0/1_, FA0_) 08/99→07/10								
 Seilzug, Feststellbremse								
1.6 BiFuel 1.9 dCi 1.9 dTi 2.0 16V	75 75 72 102	03/01→08/03 09/99→08/03 09/99→08/03 07/00→08/03			→ 06/03; + ABS; Scheibenbremse; 		24.3727-1056.2 581056	L= 1.508
1.6 BiFuel	79	09/99→04/01			- ABS; 	2	24.3727-1045.2 581045	L= 1.476
					+ ABS; Scheibenbremse; 		24.3727-1055.2 581055	L= 1.479
					+ ABS; Scheibenbremse; 		24.3727-1056.2 581056	L= 1.508
1.8 16V 1.9 dTi 2.0 16V	85 59 103	01/01→08/03 02/01→08/03 09/99→08/03			→ 06/03; 	2	24.3727-1045.2 581045	L= 1.476
1.8 4x4	85	07/00→04/01			Scheibenbremse; 		24.3727-1055.2 581055	L= 1.479
					Scheibenbremse; 		24.3727-1056.2 581056	L= 1.508
1.9 D	47	09/99→03/01				2	24.3727-1045.2 581045	L= 1.476
RENAULT - SCÉNIC II (JM0/1_) 06/03→07/10								
 Seilzug, Feststellbremse								
1.4 1.5 dCi	72 60 - 78	06/03→11/08 06/03→11/08			Scheibenbremse; 	2	24.3727-1069.2 581069	L= 2.080
1.6	77 - 83	06/03→11/08						
1.6 BiFuel 1.6 Hi-Flex 1.9 D 2.0 16V Turbo 2.0 dCi	83 81 85 120 110	08/03→05/06 03/05→07/10 06/06→11/08 05/04→11/08 09/05→11/08						
1.9 dCi	72 - 96	06/03→11/08			- eFSB; Scheibenbremse; 	2	24.3727-1069.2 581069	L= 2.080
1.9 dCi 130	97	10/05→12/09						
2.0	99 - 101	06/03→06/09			→ 03/09; Scheibenbremse; 	2	24.3727-1069.2 581069	L= 2.080
RENAULT - THALIA I (LB_) 02/98→								
 Radbremszylinder								
1.2 16V 1.5 dCi	55 47 - 62	04/02→ 06/01→	➔			2	24.3217-1710.3 020420 24.3217-1711.3 020449	TRW GG BOS ALU
1.6 16V 1.9 D	79 48	07/00→02/09 02/98→05/01						
1.4	55	08/00→	➔			2	24.3219-1722.3 020426	BDX GG
1.4 1.6 1.6 Authentique Hi-Flex	72 82 86	05/00→02/09 01/04→12/08 11/04→02/09	➔			2	24.3217-1710.3 020420 24.3219-1722.3 020426	TRW GG BDX GG
1.4 16V	72	08/00→	➔		- ABS	2	24.3217-1710.3 020420	TRW GG
			➔		+ ABS	2	24.3217-1711.3 020449	BOS ALU
1.6	66	03/98→	➔		04/02→	2	24.3217-1710.3 020420 24.3217-1711.3 020449	TRW GG BOS ALU
Zubehörsatz, Bremsbacken								
1.2 16V	55	04/02→	➔		- ABS		03.0137-9088.2 669088	BDX
			➔		+ ABS		03.0137-9274.2 669274 03.0137-9278.2 669278	BOS
1.4	55	08/00→	➔				03.0137-9274.2 669274	BOS
			➔		+ ABS		03.0137-9278.2 669278	
1.4	72	05/00→02/09	➔				03.0137-9088.2 669088 03.0137-9278.2 669278	BDX
1.4 16V	72	08/00→	➔		+ ABS		03.0137-9274.2 669274	BOS
			➔		- ABS		03.0137-9278.2 669278	
1.5 dCi 1.6 16V 1.9 D	47 - 62 79 48	06/01→ 07/00→02/09 02/98→05/01	➔				03.0137-9274.2 669274 03.0137-9278.2 669278	BOS
1.6	66	03/98→	➔		04/02→		03.0137-9274.2 669274 03.0137-9278.2 669278	BOS
1.6 1.6 Authentique Hi-Flex	82 86	01/04→12/08 11/04→02/09	➔		- ABS; Bremstrommeldurchmesser innen [Zoll]: 7		03.0137-9274.2 669274	BOS
			➔		+ ABS; Bremstrommeldurchmesser innen [Zoll]: 8		03.0137-9274.2 669274	BOS
			➔		Bremstrommeldurchmesser innen [Zoll]: 8		03.0137-9278.2 669278	


















































	kw			 	! #		
RENAULT - THALIA I (LB_) 02/98→							
Bremstrommel							
1.2 16V 1.4	55 55	04/02→ 08/00→	➡	- ABS		24.0218-0032.1 480118	Ø 208 x 53,5 / 181 - RLG
			➡	→ 11/02; + ABS		24.0218-0732.2 480207	Ø 208 x 53,5 / 181 + RLG
			➡			24.0220-3037.1 480308	Ø 234 x 48 / 204,5 - RLG / - ABS Ring
			➡			24.0220-3721.2 480213	Ø 234 x 48 / 204,5 + RLG / + ABS Ring
1.4	72	05/00→02/09	➡	- ABS		24.0218-0032.1 480118	Ø 208 x 53,5 / 181 - RLG
			➡	09/08→; + ABS		24.0218-0732.2 480207	Ø 208 x 53,5 / 181 + RLG
			➡			24.0220-3037.1 480308	Ø 234 x 48 / 204,5 - RLG / - ABS Ring
1.4 16V 1.5 dCi	72 48 - 62	08/00→ 06/01→	➡	→ 11/02		24.0220-3037.1 480308	Ø 234 x 48 / 204,5 - RLG / - ABS Ring
			➡			24.0220-3721.2 480213	Ø 234 x 48 / 204,5 + RLG / + ABS Ring
			➡	12/02→		24.0220-3737.2 480218	Ø 234 x 48 / 204,5 + RLG / - ABS Ring
1.5 dCi	47 - 58	02/03→	➡			24.0220-3037.1 480308	Ø 234 x 48 / 204,5 - RLG / - ABS Ring
			➡			24.0220-3737.2 480218	Ø 234 x 48 / 204,5 + RLG / - ABS Ring
1.6	66	03/98→	➡	04/02→		24.0220-3037.1 480308	Ø 234 x 48 / 204,5 - RLG / - ABS Ring
			➡			24.0220-3721.2 480213	Ø 234 x 48 / 204,5 + RLG / + ABS Ring
1.6 1.6 Authentique Hi-Flex	82 86	01/04→12/08 11/04→02/09	➡			24.0220-3037.1 480308	Ø 234 x 48 / 204,5 - RLG / - ABS Ring
			➡	- ABS		24.0220-3721.2 480213	Ø 234 x 48 / 204,5 + RLG / + ABS Ring
			➡	+ ABS		24.0220-3737.2 480218	Ø 234 x 48 / 204,5 + RLG / - ABS Ring
1.6 16V	79	07/00→02/09	➡			24.0220-3037.1 480308	Ø 234 x 48 / 204,5 - RLG / - ABS Ring
			➡	04/02→		24.0220-3721.2 480213	Ø 234 x 48 / 204,5 + RLG / + ABS Ring
1.9 D	48	02/98→05/01	➡			24.0220-3037.1 480308	Ø 234 x 48 / 204,5 - RLG / - ABS Ring
			➡			24.0220-3721.2 480213	Ø 234 x 48 / 204,5 + RLG / + ABS Ring
Bremsbackensatz							
1.2 16V	55	04/02→	➡	+ ABS		03.0137-0312.2 650312	TRW Ø 203 x 38
			➡			03.0137-0532.2 650532	BOS Ø 203 x 39 + HEB
			➡			03.0520-3517.3 693517	TRW Ø 203 x 39 + RZ / + Zub TopKit
			➡			03.0520-5017.3 695017	BOS Ø 203 x 39 + RZ / + Zub TopKit
1.4	55	08/00→	➡	+ ABS		03.0137-0312.2 650312	TRW Ø 203 x 38
			➡			03.0520-3517.3 693517	TRW Ø 203 x 39 + RZ / + Zub TopKit
			➡			03.0520-5017.3 695017	BOS Ø 203 x 39 + RZ / + Zub TopKit
1.4	72	05/00→02/09	➡			03.0137-0532.2 650532	BOS Ø 203 x 39 + HEB
			➡	- ABS		03.0520-4719.3 694719	BOS Ø 180 x 42 + RZ / + Zub TopKit
1.4 16V	72	08/00→	➡	- ABS		03.0137-0312.2 650312	TRW Ø 203 x 38
			➡	+ ABS		03.0137-0532.2 650532	BOS Ø 203 x 39 + HEB
			➡			03.0520-3517.3 693517	TRW Ø 203 x 39 + RZ / + Zub TopKit
→							













	kw			 	! #		
RENAULT - THALIA I (LB_) 02/98→							
 Bremsbackensatz							
1.4 16V	72	08/00→	➔			03.0520-5017.3 695017	BOS Ø 203 x 39 + RZ / + Zub TopKit
1.5 dCi	47 - 62	06/01→	➔			03.0137-0312.2 650312	TRW Ø 203 x 38
1.6 16V	79	07/00→02/09				03.0137-0532.2 650532	BOS Ø 203 x 39 + HEB
1.9 D	48	02/98→05/01				03.0520-3517.3 693517	TRW Ø 203 x 39 + RZ / + Zub TopKit
						03.0520-5017.3 695017	BOS Ø 203 x 39 + RZ / + Zub TopKit
1.6	66	03/98→	➔	04/02→		03.0137-0312.2 650312	TRW Ø 203 x 38
						03.0137-0532.2 650532	BOS Ø 203 x 39 + HEB
						03.0520-3517.3 693517	TRW Ø 203 x 39 + RZ / + Zub TopKit
						03.0520-5017.3 695017	BOS Ø 203 x 39 + RZ / + Zub TopKit
1.6	82	01/04→12/08	➔			03.0137-0312.2 650312	TRW Ø 203 x 38
			➔	- ABS		03.0137-0358.2 650358	BDX Ø 180 x 42 + HEB
			➔	+ ABS		03.0137-0532.2 650532	BOS Ø 203 x 39 + HEB
1.6 Authentique Hi-Flex	86	11/04→02/09	➔			03.0137-0312.2 650312	TRW Ø 203 x 38
						03.0520-3517.3 693517	TRW Ø 203 x 39 + RZ / + Zub TopKit
			➔	- ABS		03.0137-0358.2 650358	BDX Ø 180 x 42 + HEB
			➔	+ ABS		03.0137-0532.2 650532	BOS Ø 203 x 39 + HEB
 Seilzug, Feststellbremse							
1.2 16V	55	04/02→		Trommelbremse; <input type="checkbox"/>		24.3727-1060.2 581060	L= 1.415
				Trommelbremse; <input type="checkbox"/>		24.3727-1061.2 581061	L= 1.335
1.4	55	08/00→		- ABS; Trommelbremse; <input type="checkbox"/>		24.3727-1048.2 581048	L= 1.343
				- ABS; Trommelbremse; <input type="checkbox"/>		24.3727-1049.2 581049	L= 1.263
				+ ABS; Trommelbremse; <input type="checkbox"/>		24.3727-1060.2 581060	L= 1.415
				+ ABS; Trommelbremse; <input type="checkbox"/>		24.3727-1061.2 581061	L= 1.335
RENAULT - THALIA II (LU_) 09/08→							
 Radbremszylinder							
1.2 16V	55	09/08→06/14	➔		2	24.3217-1710.3 020420	TRW GG
1.4	55	09/08→06/14	➔	06/09→ 09/12	2	24.3217-1711.3 020449	BOS ALU
1.5 dCi	47 - 66	09/08→	➔	→ 05/09	2	24.3219-1722.3 020426	BDX GG
1.6 16V	77 - 79	09/08→	➔				
1.2 LPG	55	01/10→12/13	➔	→ 09/12	2	24.3217-1710.3 020420	TRW GG
			➔		2	24.3217-1711.3 020449	BOS ALU
1.4	72	01/09→12/11	➔		2	24.3217-1710.3 020420	TRW GG
						24.3217-1711.3 020449	BOS ALU
Zubehörsatz, Bremsbacken							
1.2 16V	55	09/08→06/14	➔	→ 05/09		03.0137-9088.2 669088	BDX
1.4	55	09/08→06/14	➔	06/09→ 09/12		03.0137-9274.2 669274	BOS
1.5 dCi	47 - 66	09/08→	➔			03.0137-9278.2 669278	
1.6 16V	77 - 79	09/08→	➔				
1.2 LPG	55	01/10→12/13	➔	→ 09/12		03.0137-9274.2 669274	BOS
			➔			03.0137-9278.2 669278	
1.4	72	01/09→12/11	➔			03.0137-9274.2 669274	BOS
						03.0137-9278.2 669278	
 Bremstrommel							
1.2 16V	55	09/08→06/14	➔	- ABS		24.0218-0032.1 480118	Ø 208 x 53,5 / 181 - RLG
1.2 LPG	55	01/10→12/13	➔			24.0218-0732.2 480207	Ø 208 x 53,5 / 181 + RLG
1.4	55	09/08→06/14	➔	+ ABS		24.0220-3037.1 480308	Ø 234 x 48 / 204,5 - RLG / - ABS Ring
						24.0220-3737.2 480218	Ø 234 x 48 / 204,5 + RLG / - ABS Ring
1.4	72	01/09→12/11	➔			24.0220-3037.1 480308	Ø 234 x 48 / 204,5 - RLG / - ABS Ring
→							













	kw			 	! #		
RENAULT - THALIA II (LU_) 09/08→							
 Bremstrommel							
1.4	72	01/09→12/11	➔	- ABS		24.0220-3721.2 480213	Ø 234 x 48 / 204,5 + RLG / + ABS Ring
			➔	+ ABS		24.0220-3737.2 480218	Ø 234 x 48 / 204,5 + RLG / - ABS Ring
1.5 dCi	47 - 66	09/08→	➔	+ ABS		24.0220-3037.1 480308	Ø 234 x 48 / 204,5 - RLG / - ABS Ring
1.6 16V	77 - 79	09/08→	➔			24.0220-3737.2 480218	Ø 234 x 48 / 204,5 + RLG / - ABS Ring
			➔	- ABS		24.0220-3721.2 480213	Ø 234 x 48 / 204,5 + RLG / + ABS Ring
 Bremsbackensatz							
1.2 16V 1.5 dCi 1.6 16V	55 47 - 66 77 - 79	09/08→06/14 09/08→ 09/08→	➔			03.0137-0312.2 650312 03.0520-3517.3 693517	TRW Ø 203 x 38 TRW Ø 203 x 39 + RZ / + Zub TopKit
			➔	→ 05/09		03.0137-0358.2 650358 03.0520-4719.3 694719	BDX Ø 180 x 42 + HEB BOS Ø 180 x 42 + RZ / + Zub TopKit
			➔	06/09→ 09/12		03.0137-0532.2 650532 03.0520-5017.3 695017	BOS Ø 203 x 39 + HEB BOS Ø 203 x 39 + RZ / + Zub TopKit
			➔	10/12→		03.0520-5017.3 695017	BOS Ø 203 x 39 + RZ / + Zub TopKit
1.2 LPG	55	01/10→12/13	➔			03.0137-0312.2 650312 03.0520-3517.3 693517	TRW Ø 203 x 38 TRW Ø 203 x 39 + RZ / + Zub TopKit
			➔	→ 09/12		03.0137-0532.2 650532 03.0520-5017.3 695017	BOS Ø 203 x 39 + HEB BOS Ø 203 x 39 + RZ / + Zub TopKit
			➔	10/12→		03.0520-5017.3 695017	BOS Ø 203 x 39 + RZ / + Zub TopKit
1.4	55	09/08→06/14	➔			03.0137-0312.2 650312 03.0520-3517.3 693517	TRW Ø 203 x 38 TRW Ø 203 x 39 + RZ / + Zub TopKit
			➔	→ 05/09		03.0137-0358.2 650358	BDX Ø 180 x 42 + HEB
			➔	06/09→ 09/12		03.0137-0532.2 650532	BOS Ø 203 x 39 + HEB
1.4	72	01/09→12/11	➔			03.0137-0312.2 650312 03.0137-0532.2 650532 03.0520-3517.3 693517 03.0520-5017.3 695017	TRW Ø 203 x 38 BOS Ø 203 x 39 + HEB TRW Ø 203 x 39 + RZ / + Zub TopKit BOS Ø 203 x 39 + RZ / + Zub TopKit
RENAULT - THALIA III (L8_) 12/13→							
 Radbremszylinder							
0.9 TCe 1.0 SCe 1.5 dCi	66 54 55 - 70	06/14→ 01/17→ 12/13→	➔		2	24.3217-1711.3 020449	BOS ALU
1.2 16V	55	12/13→	➔	Bremstrommeldurchmesser innen [Zoll]: 8	2	24.3217-1711.3 020449	BOS ALU
			➔	Bremstrommeldurchmesser innen [Zoll]: 9	2	24.3219-1761.3 020536	ALU
1.2 LPG	55	03/14→	➔	Bremstrommeldurchmesser innen [Zoll]: 8	2	24.3217-1711.3 020449	BOS ALU
			➔	Bremstrommeldurchmesser innen [Zoll]: 9; - ABS	2	24.3219-1761.3 020536	ALU
			➔	+ ABS	2	24.3222-1729.3 020526	ALU
Zubehörsatz, Bremsbacken							
0.9 TCe 1.5 dCi	66 55 - 66	06/14→ 12/13→	➔			03.0137-9228.2 669228 03.0137-9274.2 669274	BDX BOS
1.0 SCe 1.5 dCi	54 70	01/17→ 11/19→	➔			03.0137-9274.2 669274	BOS
1.2 16V 1.2 LPG	55 55	12/13→ 03/14→	➔	Bremstrommeldurchmesser innen [Zoll]: 9		03.0137-9228.2 669228	BDX
→			➔	Bremstrommeldurchmesser innen [Zoll]: 8		03.0137-9274.2 669274	BOS


















	kw					! #		
RENAULT - THALIA III (L8_) 12/13→								
 Bremsbackensatz								
0.9 TCe 1.5 dCi	66 55 - 66	06/14→ 12/13→	➔				03.0137-0496.2 650496 03.0137-0532.2 650532	BDX Ø 228 x 42 + HEB BOS Ø 203 x 39 + HEB
1.0 SCe 1.5 dCi	54 70	01/17→ 11/19→	➔				03.0137-0532.2 650532 03.0520-5017.3 695017	BOS Ø 203 x 39 + HEB BOS Ø 203 x 39 + RZ / + Zub TopKit
1.2 16V 1.2 LPG	55 55	12/13→ 03/14→	➔	Bremstrommeldurchmesser innen [Zoll]: 9			03.0137-0496.2 650496	BDX Ø 228 x 42 + HEB
			➔	Bremstrommeldurchmesser innen [Zoll]: 8			03.0137-0532.2 650532	BOS Ø 203 x 39 + HEB
 Seilzug, Feststellbremse								
0.9 TCe 1.2 16V 1.5 dCi	66 55 55 - 66	06/14→ 12/13→ 12/13→		für Linkslenker; 	2	24.3727-1073.2 581073		L= 1.680
1.0 SCe 1.5 dCi	54 70	01/17→ 11/19→		Trommelbremse; 	2	24.3727-1073.2 581073		L= 1.680
RENAULT - TRAFIC II Bus (JL) 03/01→								
 Seilzug, Feststellbremse								
1.9 dCi 1.9 dCi 100 1.9 dCi 80 2.5 dCi 135	59 - 75 74 60 99	04/01→12/18 03/01→10/06 03/01→10/06 05/03→10/06		für Linkslenker; Kasten/Kombi; für verkürzten Radstand; Scheibenbremse;  / 		24.3727-0796.2 580796		Satz L= 1.245 L2= 498
				für Linkslenker; Kasten/Kombi; für verlän- gerten Radstand; Scheibenbremse;  / 		24.3727-0797.2 580797		Satz L= 1.643 L2= 498
						24.3727-1068.2 581068		L= 1.503
						24.3727-1071.2 581071		L= 1.603
2.0 2.0 16V 2.5 dCi 115	88 86 84	03/01→ 08/06→ 02/08→		→ 08/14; für Linkslenker; Kasten/Kombi; für verkürzten Radstand; Scheiben- bremse;  / 		24.3727-0796.2 580796		Satz L= 1.245 L2= 498
				→ 08/14; für Linkslenker; Kasten/Kombi; für verlängerten Radstand; Scheiben- bremse;  / 		24.3727-0797.2 580797		Satz L= 1.643 L2= 498
				→ 08/14; 		24.3727-1068.2 581068		L= 1.503
				→ 08/14; 		24.3727-1071.2 581071		L= 1.603
2.0 dCi 115 2.0 dCi 90 2.5 dCi 145	84 66 107	08/06→ 08/06→ 08/06→		10/06→ 08/14; für Linkslenker; Kasten/ Kombi; für verkürzten Radstand; Schei- benbremse;  / 		24.3727-0796.2 580796		Satz L= 1.245 L2= 498
				10/06→ 08/14; für Linkslenker; Kasten/ Kombi; für verlängerten Radstand; Schei- benbremse;  / 		24.3727-0797.2 580797		Satz L= 1.643 L2= 498
				10/06→ 08/14; 		24.3727-1068.2 581068		L= 1.503
				10/06→ 08/14; 		24.3727-1071.2 581071		L= 1.603
RENAULT - TRAFIC II Kasten (FL) 03/01→								
 Seilzug, Feststellbremse								
1.9 dCi 1.9 dCi 100 1.9 dCi 80 2.5 dCi 135	59 74 60 99	04/01→07/03 03/01→10/06 03/01→10/06 05/03→10/06		für Linkslenker; Kasten/Kombi; für verkürzten Radstand; Scheibenbremse;  / 		24.3727-0796.2 580796		Satz L= 1.245 L2= 498
				für Linkslenker; Kasten/Kombi; für verlän- gerten Radstand; Scheibenbremse;  / 		24.3727-0797.2 580797		Satz L= 1.643 L2= 498
						24.3727-1068.2 581068		L= 1.503
						24.3727-1071.2 581071		L= 1.603
1.9 dCi 2.0 2.0 16V 2.5 dCi	75 88 86 84	03/01→ 03/01→ 08/06→ 08/07→		→ 08/14; für Linkslenker; Kasten/Kombi; für verkürzten Radstand; Scheiben- bremse;  / 		24.3727-0796.2 580796		Satz L= 1.245 L2= 498
				→ 08/14; für Linkslenker; Kasten/Kombi; für verlängerten Radstand; Scheiben- bremse;  / 		24.3727-0797.2 580797		Satz L= 1.643 L2= 498
				→ 08/14; 		24.3727-1068.2 581068		L= 1.503
				→ 08/14; 		24.3727-1071.2 581071		L= 1.603
2.0 dCi 115 2.0 dCi 90 2.5 dCi 145	84 66 107	08/06→ 08/06→ 08/06→		10/06→ 08/14; für Linkslenker; Kasten/ Kombi; für verkürzten Radstand; Schei- benbremse;  / 		24.3727-0796.2 580796		Satz L= 1.245 L2= 498
				10/06→ 08/14; für Linkslenker; Kasten/ Kombi; für verlängerten Radstand; Schei- benbremse;  / 		24.3727-0797.2 580797		Satz L= 1.643 L2= 498
				10/06→ 08/14; 		24.3727-1068.2 581068		L= 1.503
				10/06→ 08/14; 		24.3727-1071.2 581071		L= 1.603















	kw					! #		
RENAULT - TRAFIC II Pritsche/Fahrgestell (EL) 03/01→								
 Seilzug, Feststellbremse								
1.9 dCi 1.9 dCi 100 1.9 dCi 80 2.0	59 74 60 88	09/01→07/03 03/01→10/06 03/01→10/06 03/01→10/06		für Linkslenker; Kasten/Kombi; für verkürzten Radstand; Scheibenbremse;  / 		24.3727-0796.2	580796	Satz L= 1.245 L2= 498
				für Linkslenker; Kasten/Kombi; für verlängerten Radstand; Scheibenbremse;  / 		24.3727-0797.2	580797	Satz L= 1.643 L2= 498
						24.3727-1068.2	581068	L= 1.503
						24.3727-1071.2	581071	L= 1.603
2.0 16V 2.5 dCi	86 84	08/06→ 08/07→		→ 08/14; für Linkslenker; Kasten/Kombi; für verkürzten Radstand; Scheibenbremse;  / 		24.3727-0796.2	580796	Satz L= 1.245 L2= 498
				→ 08/14; für Linkslenker; Kasten/Kombi; für verlängerten Radstand; Scheibenbremse;  / 		24.3727-0797.2	580797	Satz L= 1.643 L2= 498
				→ 08/14; 		24.3727-1068.2	581068	L= 1.503
				→ 08/14; 		24.3727-1071.2	581071	L= 1.603
2.0 dCi 115 2.0 dCi 90 2.5 dCi 145	84 66 107	08/06→ 08/06→ 08/06→		10/06→ 08/14; für Linkslenker; Kasten/Kombi; für verkürzten Radstand; Scheibenbremse;  / 		24.3727-0796.2	580796	Satz L= 1.245 L2= 498
				10/06→ 08/14; für Linkslenker; Kasten/Kombi; für verlängerten Radstand; Scheibenbremse;  / 		24.3727-0797.2	580797	Satz L= 1.643 L2= 498
				10/06→ 08/14; 		24.3727-1068.2	581068	L= 1.503
				10/06→ 08/14; 		24.3727-1071.2	581071	L= 1.603
2.5 dCi 135	99	03/01→10/06		05/03→; für Linkslenker; Kasten/Kombi; für verkürzten Radstand; Scheibenbremse;  / 		24.3727-0796.2	580796	Satz L= 1.245 L2= 498
				05/03→; für Linkslenker; Kasten/Kombi; für verlängerten Radstand; Scheibenbremse;  / 		24.3727-0797.2	580797	Satz L= 1.643 L2= 498
				05/03→; 		24.3727-1068.2	581068	L= 1.503
				05/03→; 		24.3727-1071.2	581071	L= 1.603
RENAULT - TRAFIC Bus (TXW) 03/89→03/01								
 Radbremszylinder								
1.9 D 2.1 D 2.2 2.5 D 2.5 D 4x4	44 47 74 55 55	06/97→03/01 06/94→10/97 06/94→10/97 05/89→03/01 08/89→03/01	➔			24.3223-1106.3	020317	BDX GG
						24.3225-1601.3	020359	TRW GG
Zubehörsatz, Bremsbacken								
1.9 D	44	06/97→03/01	➔	→ 10/97		03.0137-9211.2	669211	BDX
			➔	11/97→		03.0137-9216.2	669216	TRW
2.1 D	47	06/94→10/97	➔	→ 08/94		03.0137-9013.2	669013	TRW
			➔			03.0137-9211.2	669211	BDX
			➔			03.0137-9216.2	669216	TRW
			➔	09/94→		03.0137-9216.2	669216	TRW
2.2	74	06/94→10/97	➔			03.0137-9211.2	669211	BDX
			➔			03.0137-9216.2	669216	TRW
2.5 D 2.5 D 4x4	55 55	05/89→03/01 08/89→03/01	➔	→ 06/94		03.0137-9013.2	669013	TRW
			➔	→ 10/97		03.0137-9211.2	669211	BDX
			➔	11/97→		03.0137-9216.2	669216	TRW
 Bremstrommel								
1.9 D 2.5 D 2.5 D 4x4	44 55 55	06/97→03/01 05/89→03/01 08/89→03/01	➔	11/97→		24.0225-4015.2	480178	Ø 291 x 70 / 254,8 - RLG / - ABS Ring / mit Radbefestigungsbolzen
 Bremsbackensatz								
1.9 D	44	06/97→03/01	➔	→ 10/97		03.0137-0153.2	650153	BDX Ø 255 x 46
			➔	11/97→		03.0520-0723.3	690723	BDX Ø 255 x 45 + RZ / + Zub TopKit
			➔			03.0137-0330.2	650330	TRW Ø 254 x 57 + HEB
			➔			03.0520-0825.3	690825	TRW Ø 254 x 57 + RZ / + Zub TopKit
2.1 D →	47	06/94→10/97	➔	→ 08/94		03.0137-0036.2	650036	TRW Ø 254 x 57

	kw					! #		
RENAULT - TRAFIC Bus (TXW) 03/89→03/01								
 Bremsbackensatz								
2.1 D	47	06/94→10/97	➔				03.0137-0153.2 650153	BDX Ø 255 x 46
						03.0137-0330.2 650330	TRW Ø 254 x 57 + HEB	
			➔	09/94→			03.0137-0330.2 650330	TRW Ø 254 x 57 + HEB
						03.0520-0723.3 690723	BDX Ø 255 x 45 + RZ / + Zub TopKit	
							03.0520-0825.3 690825	TRW Ø 254 x 57 + RZ / + Zub TopKit
2.2	74	06/94→10/97	➔				03.0137-0153.2 650153	BDX Ø 255 x 46
							03.0137-0330.2 650330	TRW Ø 254 x 57 + HEB
							03.0520-0723.3 690723	BDX Ø 255 x 45 + RZ / + Zub TopKit
							03.0520-0825.3 690825	TRW Ø 254 x 57 + RZ / + Zub TopKit
2.5 D 2.5 D 4x4	55	05/89→03/01 08/89→03/01	➔	→ 06/94			03.0137-0036.2 650036	TRW Ø 254 x 57
						03.0520-0825.3 690825	TRW Ø 254 x 57 + RZ / + Zub TopKit	
			➔	→ 10/97		03.0137-0153.2 650153	BDX Ø 255 x 46	
							03.0520-0723.3 690723	BDX Ø 255 x 45 + RZ / + Zub TopKit
			➔	11/97→			03.0137-0330.2 650330	TRW Ø 254 x 57 + HEB
							03.0520-0825.3 690825	TRW Ø 254 x 57 + RZ / + Zub TopKit
 Seilzug, Feststellbremse								
1.9 D	44	06/97→03/01		11/97→; + ABS; Trommelbremse; <input type="checkbox"/>			24.3727-1051.2 581051	L= 1.295
2.5 D	55	05/89→03/01						
2.5 D 4x4	55	08/89→03/01						
RENAULT - TRAFIC Kasten (TXX) 03/89→10/02								
 Radbremszylinder								
1.9 D	44	06/97→03/01	➔				24.3225-1601.3 020359	TRW GG
2.1 D	47	06/94→10/97	➔	für Linkslenker			24.3222-1118.3 020315	BDX GG
			➔	für Rechtslenker			24.3223-1106.3 020317	BDX GG
			➔				24.3225-1601.3 020359	TRW GG
			➔	09/94→			24.3225-1601.3 020359	TRW GG
2.2	74	06/94→10/97	➔	09/94→			24.3225-1601.3 020359	TRW GG
2.2 4x4	74	06/94→10/97						
2.5 D	55	05/89→03/01						
2.5 D 4x4	55	05/89→03/01						
Zubehörsatz, Bremsbacken								
1.9 D	44	06/97→03/01	➔				03.0137-9216.2 669216	TRW
2.1 D	47	06/94→10/97	➔	→ 08/94			03.0137-9013.2 669013	TRW
			➔				03.0137-9211.2 669211	BDX
			➔	09/94→			03.0137-9216.2 669216	TRW
2.2	74	06/94→10/97	➔	→ 08/94			03.0137-9013.2 669013	TRW
2.2 4x4	74	06/94→10/97						
2.5 D	55	05/89→03/01	➔	09/94→			03.0137-9216.2 669216	TRW
2.5 D 4x4	55	05/89→03/01						
 Bremstrommel								
2.1 D	47	06/94→10/97	➔				24.0225-4015.2 480178	Ø 291 x 70 / 254,8 - RLG / - ABS Ring / mit Radbefestigungsbolzen
2.2	74	06/94→10/97						
2.2 4x4	74	06/94→10/97						
2.5 D	55	05/89→03/01	➔	11/89→			24.0225-4015.2 480178	Ø 291 x 70 / 254,8 - RLG / - ABS Ring / mit Radbefestigungsbolzen
2.5 D 4x4	55	05/89→03/01	➔	11/89→ 10/97			24.0225-4015.2 480178	Ø 291 x 70 / 254,8 - RLG / - ABS Ring / mit Radbefestigungsbolzen
			➔	11/89→			24.0225-4015.2 480178	Ø 291 x 70 / 254,8 - RLG / - ABS Ring / mit Radbefestigungsbolzen
 Bremsbackensatz								
1.9 D	44	06/97→03/01	➔				03.0137-0330.2 650330	TRW Ø 254 x 57 + HEB
							03.0520-0825.3 690825	TRW Ø 254 x 57 + RZ / + Zub TopKit
→								













	kw			 	! #		
RENAULT - TRAFIC Kasten (TXX) 03/89→10/02							
 Bremsbackensatz							
2.1 D	47	06/94→10/97	➡	→ 08/94		03.0137-0036.2 650036	TRW Ø 254 x 57
			➡			03.0520-0825.3 690825	TRW Ø 254 x 57 + RZ / + Zub TopKit
			➡	09/94→		03.0137-0153.2 650153	BDX Ø 255 x 46
			➡	für Rechtslenker		03.0137-0330.2 650330 03.0520-0825.3 690825	TRW Ø 254 x 57 + HEB TRW Ø 254 x 57 + RZ / + Zub TopKit
2.2 2.2 4x4 2.5 D 2.5 D 4x4	74 74 55 55	06/94→10/97 06/94→10/97 05/89→03/01 05/89→03/01	➡	→ 08/94		03.0137-0036.2 650036	TRW Ø 254 x 57
			➡	09/94→		03.0520-0825.3 690825 03.0137-0330.2 650330	TRW Ø 254 x 57 + RZ / + Zub TopKit TRW Ø 254 x 57 + HEB TRW Ø 254 x 57 + RZ / + Zub TopKit
 Seilzug, Feststellbremse							
1.9 D 2.5 D 2.5 D 4x4	44 55 55	06/97→03/01 05/89→03/01 05/89→03/01		11/97→; + ABS; Trommelbremse; <input type="checkbox"/>		24.3727-1051.2 581051	L= 1.295
RENAULT - TRAFIC Pritsche/Fahrgestell (PXX) 03/89→03/01							
 Radbremsszylinder							
2.0 RWD	59	05/89→10/97	➡			24.3225-1601.3 020359	TRW GG
2.1 D	47	09/94→04/98	➡	→ 10/97		24.3225-1601.3 020359	TRW GG
2.1 D RWD	47	06/94→10/97	➡	→ 0005150		24.3223-1106.3 020317	BDX GG
			➡			24.3225-1601.3 020359	TRW GG
Zubehörsatz, Bremsbacken							
2.0 RWD	59	05/89→10/97	➡	→ 08/94		03.0137-9013.2 669013	TRW
			➡	09/94→		03.0137-9216.2 669216	TRW
2.1 D	47	09/94→04/98	➡	→ 10/97		03.0137-9216.2 669216	TRW
2.1 D RWD	47	06/94→10/97	➡	→ 08/94		03.0137-9013.2 669013	TRW
			➡	→ 0005150		03.0137-9211.2 669211	BDX
			➡	09/94→		03.0137-9216.2 669216	TRW
 Bremsbackensatz							
2.0 RWD	59	05/89→10/97	➡	→ 08/94		03.0137-0036.2 650036	TRW Ø 254 x 57
			➡	09/94→		03.0137-0330.2 650330 03.0520-0825.3 690825	TRW Ø 254 x 57 + HEB TRW Ø 254 x 57 + RZ / + Zub TopKit
2.1 D	47	09/94→04/98	➡	→ 10/97		03.0137-0330.2 650330 03.0520-0825.3 690825	TRW Ø 254 x 57 + HEB TRW Ø 254 x 57 + RZ / + Zub TopKit
2.1 D RWD	47	06/94→10/97	➡	→ 08/94		03.0137-0036.2 650036	TRW Ø 254 x 57
			➡	→ 0005150		03.0137-0153.2 650153 03.0520-0723.3 690723	BDX Ø 255 x 46 BDX Ø 255 x 45 + RZ / + Zub TopKit
			➡	09/94→		03.0137-0330.2 650330 03.0520-0825.3 690825	TRW Ø 254 x 57 + HEB TRW Ø 254 x 57 + RZ / + Zub TopKit
RENAULT - TWINGO I (C06_) 03/93→10/12							
 Radbremsszylinder							
1.2	40-43	05/96→06/07	➡	07/98→; + ABS	2	24.3217-1710.3 020420	TRW GG
			➡	→ 06/98; + ABS	2	24.3220-1117.3 020314	GG
			➡	- ABS; <input type="checkbox"/>		24.3220-1623.3 020353	BDX GG
			➡	- ABS; <input type="checkbox"/>		24.3220-1624.3 020354	BDX GG
1.2 16V	44-55	01/01→06/07	➡		2	24.3217-1710.3 020420	TRW GG
1.2 LPG	43	09/00→06/07	➡	+ ABS	2	24.3217-1710.3 020420	TRW GG
			➡	- ABS; <input type="checkbox"/>		24.3220-1623.3 020353	BDX GG
→							
















	kw					! #			
RENAULT - TWINGO I (C06_) 03/93→10/12									
 Radbremszylinder									
1.2 LPG	43	09/00→06/07	➔	- ABS; ☐			24.3220-1624.3 020354	BDX GG	
1.2 LPG	44	10/03→06/07	➔	08/04→		2	24.3217-1710.3 020420	TRW GG	
Zubehörsatz, Bremsbacken									
1.2	40 - 43	05/96→06/07	➔	→ 06/98; + ABS			03.0137-9086.2 669086	BDX	
			➔	- ABS			03.0137-9086.2 669086	BDX	
			➔	07/98→; + ABS			03.0137-9158.2 669158	TRW	
1.2 16V	44 - 55	01/01→06/07	➔				03.0137-9158.2 669158	TRW	
1.2 LPG	43	09/00→06/07	➔	- ABS			03.0137-9086.2 669086	BDX	
			➔	+ ABS			03.0137-9158.2 669158	TRW	
1.2 LPG	44	10/03→06/07	➔	08/04→			03.0137-9158.2 669158	TRW	
 Bremstrommel									
1.2	40 - 43	05/96→06/07	➔				24.0218-0032.1 480118	Ø 208 x 53,5 / 181 - RLG	
1.2 LPG	43	09/00→06/07					24.0218-0732.2 480207	Ø 208 x 53,5 / 181 + RLG	
1.2 16V	44	08/04→06/07	➔				24.0220-3037.1 480308	Ø 234 x 48 / 204,5 - RLG / - ABS Ring	
							24.0220-3737.2 480218	Ø 234 x 48 / 204,5 + RLG / - ABS Ring	
1.2 16V	55	01/01→06/07	➔				24.0220-3037.1 480308	Ø 234 x 48 / 204,5 - RLG / - ABS Ring	
							24.0220-3721.2 480213	Ø 234 x 48 / 204,5 + RLG / + ABS Ring	
1.2 LPG	44	10/03→06/07	➔	08/04→			24.0220-3037.1 480308	Ø 234 x 48 / 204,5 - RLG / - ABS Ring	
								24.0220-3737.2 480218	Ø 234 x 48 / 204,5 + RLG / - ABS Ring
 Bremsbackensatz									
1.2	40 - 43	05/96→06/07	➔	→ 06/98; + ABS			03.0137-0209.2 650209	BDX Ø 180 x 42	
			➔	- ABS			03.0137-0209.2 650209	BDX Ø 180 x 42	
						03.0420-1020.3 681020	BDX Ø 180 x 42 + RZ / + Zub Kit		
						03.0520-1020.3 691020	BDX Ø 180 x 42 + RZ / + Zub TopKit		
			➔	07/98→; + ABS			03.0137-0312.2 650312	TRW Ø 203 x 38	
1.2 16V	44 - 55	01/01→06/07	➔				03.0137-0312.2 650312	TRW Ø 203 x 38	
							03.0520-3517.3 693517	TRW Ø 203 x 39 + RZ / + Zub TopKit	
1.2 LPG	43	09/00→06/07	➔	- ABS			03.0137-0209.2 650209	BDX Ø 180 x 42	
								03.0420-1020.3 681020	BDX Ø 180 x 42 + RZ / + Zub Kit
								03.0520-1020.3 691020	BDX Ø 180 x 42 + RZ / + Zub TopKit
1.2 LPG	44	10/03→06/07	➔	08/04→			03.0137-0312.2 650312	TRW Ø 203 x 38	
								03.0520-3517.3 693517	TRW Ø 203 x 39 + RZ / + Zub TopKit
 Seilzug, Feststellbremse									
1.2	40 - 43	05/96→06/07		- ABS; Trommelbremse; ☑		2	24.3727-1038.2 581038	L= 1.442	
1.2 16V	55	01/01→06/07		+ ABS; Trommelbremse; ☑		2	24.3727-1039.2 581039	L= 1.460	
1.2 LPG	43	09/00→06/07							
1.2 16V	44	08/04→06/07		Trommelbremse; ☑		2	24.3727-1039.2 581039	L= 1.460	
1.2 LPG	44	10/03→06/07		08/04→; Trommelbremse; ☑		2	24.3727-1039.2 581039	L= 1.460	
RENAULT - TWINGO I Kasten/Schrägheck (S06_) 03/93→06/12									
 Radbremszylinder									
1.2	55	01/01→06/12	➔				24.3217-1710.3 020420	TRW GG	
1.2 →	43	05/96→08/04	➔	07/98→; + ABS			24.3217-1710.3 020420	TRW GG	
















	kW					! #		
RENAULT - TWINGO I Kasten/Schrägheck (S06_) 03/93→06/12								
 Radbremszylinder								
1.2	43	05/96→08/04	➡	→ 06/98; + ABS		24.3220-1117.3	020314	GG
			➡	- ABS; 		24.3220-1623.3	020353	BDX GG
			➡	- ABS; 		24.3220-1624.3	020354	BDX GG
Zubehörsatz, Bremsbacken								
1.2	55	01/01→06/12	➡			03.0137-9158.2	669158	TRW
1.2	43	05/96→08/04	➡	→ 06/98; + ABS		03.0137-9086.2	669086	BDX
			➡	- ABS		03.0137-9086.2	669086	BDX
			➡	07/98→; + ABS		03.0137-9158.2	669158	TRW
 Bremstrommel								
1.2	55	01/01→06/12	➡			24.0220-3037.1	480308	Ø 234 x 48 / 204,5 - RLG / - ABS Ring
						24.0220-3721.2	480213	Ø 234 x 48 / 204,5 + RLG / + ABS Ring
1.2	43	05/96→08/04	➡			24.0218-0032.1	480118	Ø 208 x 53,5 / 181 - RLG
						24.0218-0732.2	480207	Ø 208 x 53,5 / 181 + RLG
 Bremsbackensatz								
1.2	55	01/01→06/12	➡			03.0137-0312.2	650312	TRW Ø 203 x 38
						03.0520-3517.3	693517	TRW Ø 203 x 39 + RZ / + Zub TopKit
1.2	43	05/96→08/04	➡	→ 06/98; + ABS		03.0137-0209.2	650209	BDX Ø 180 x 42
			➡	- ABS		03.0137-0209.2	650209	BDX Ø 180 x 42
						03.0420-1020.3	681020	BDX Ø 180 x 42 + RZ / + Zub Kit
						03.0520-1020.3	691020	BDX Ø 180 x 42 + RZ / + Zub TopKit
			➡	07/98→; + ABS		03.0137-0312.2	650312	TRW Ø 203 x 38
			➡	+ ABS		03.0520-3517.3	693517	TRW Ø 203 x 39 + RZ / + Zub TopKit
 Seilzug, Feststellbremse								
1.2	43 - 55	05/96→06/12		- ABS; Trommelbremse; 	2	24.3727-1038.2	581038	L= 1.442
				+ ABS; Trommelbremse; 	2	24.3727-1039.2	581039	L= 1.460
RENAULT - TWINGO II (CNO_) 03/07→								
 Radbremszylinder								
1.2	43	03/07→09/14	➡	→ 09/12	2	24.3217-1727.3	020524	ALU
1.2 16V	55 - 56	03/07→	➡	10/12→ 07/14	2	24.3217-1730.3	020542	ALU
1.2 TCe 100	75	02/11→						
1.2 Turbo	74	03/07→09/14						
1.5 dCi	47 - 62	03/07→09/14						
1.5 dCi 75	55	10/10→						
1.5 dCi 90	63	10/10→						
Zubehörsatz, Bremsbacken								
1.2	43	03/07→09/14	➡	→ 09/12		03.0137-9278.2	669278	
1.2 16V	55 - 56	03/07→	➡	10/12→ 07/14		03.0137-9317.2	669317	
1.2 TCe 100	75	02/11→						
1.2 Turbo	74	03/07→09/14						
1.5 dCi	47 - 62	03/07→09/14						
1.5 dCi 75	55	10/10→						
1.5 dCi 90	63	10/10→						
 Bremstrommel								
1.2	43	03/07→09/14	➡	→ 07/14		24.0220-3037.1	480308	Ø 234 x 48 / 204,5 - RLG / - ABS Ring
1.2 16V	55 - 56	03/07→				24.0220-3737.2	480218	Ø 234 x 48 / 204,5 + RLG / - ABS Ring
1.2 TCe 100	75	02/11→						
1.2 Turbo	74	03/07→09/14						
1.5 dCi	47 - 62	03/07→09/14						
1.5 dCi 75	55	10/10→						
1.5 dCi 90	63	10/10→						

















	kw					! #		
RENAULT - TWINGO II (CNO_) 03/07→								
 Bremsbackensatz								
1.2 1.2 16V	43 55 - 56	03/07→09/14 03/07→	➔	→ 09/12			03.0137-0498.2 650498 03.0520-4717.3 694717	TRW Ø 203 x 38 + HEB Ø 203 x 38 + RZ / + Zub TopKit
1.2 TCe 100 1.2 Turbo 1.5 dCi	75 74 47 - 62	02/11→ 03/07→09/14 03/07→09/14	➔	10/12→ 07/14			03.0137-0522.2 650522 03.0520-5317.3 690113	Ø 203 x 38 + HEB ATE Ø 203 x 38 + RZ / + Zub TopKit
1.5 dCi 75 1.5 dCi 90	55 63	10/10→ 10/10→						
 Seilzug, Feststellbremse								
1.2 1.2 16V	43 55 - 56	03/07→09/14 03/07→		→ 07/14; Trommelbremse; <input type="checkbox"/>			24.3727-1076.2 581076 24.3727-1077.2 581077	L= 1.322 L= 1.273
1.2 TCe 100 1.2 Turbo 1.5 dCi	75 74 47 - 62	02/11→ 03/07→09/14 03/07→09/14						
1.5 dCi 75 1.5 dCi 90	55 63	10/10→ 10/10→						
RENAULT - TWINGO II Kasten/Schrägheck (CNO_) 09/10→09/14								
 Radbremszylinder								
1.2 1.5 dCi	55 55	09/10→09/14 10/10→09/14	➔	→ 09/12			24.3217-1727.3 020524 24.3217-1730.3 020542	ALU ALU
Zubehörsatz, Bremsbacken								
1.2 1.5 dCi	55 55	09/10→09/14 10/10→09/14	➔	→ 09/12			03.0137-9278.2 669278 03.0137-9317.2 669317	
 Bremstrommel								
1.2 1.5 dCi	55 55	09/10→09/14 10/10→09/14	➔				24.0220-3037.1 480308 24.0220-3737.2 480218	Ø 234 x 48 / 204,5 - RLG / - ABS Ring Ø 234 x 48 / 204,5 + RLG / - ABS Ring
 Bremsbackensatz								
1.2 1.5 dCi	55 55	09/10→09/14 10/10→09/14	➔	→ 09/12			03.0137-0498.2 650498 03.0520-4717.3 694717 03.0137-0522.2 650522 03.0520-5317.3 690113	TRW Ø 203 x 38 + HEB Ø 203 x 38 + RZ / + Zub TopKit Ø 203 x 38 + HEB ATE Ø 203 x 38 + RZ / + Zub TopKit
 Seilzug, Feststellbremse								
1.2 1.5 dCi	55 55	09/10→09/14 10/10→09/14		Trommelbremse; <input type="checkbox"/>			24.3727-1076.2 581076 24.3727-1077.2 581077	L= 1.322 L= 1.273
RENAULT - TWINGO III (BCM_, BCA_) 09/14→								
 Radbremszylinder								
0.9 TCe 110 0.9 TCe 90 0.9 TCe 90 LPG 0.9 TCe 95 Z.E:	80 66 66 68 60	11/16→ 09/14→ 08/18→ 03/19→ 05/20→	➔	<input type="checkbox"/>			24.3222-1749.3 020601 24.3222-1750.3 020602	ALU ALU
1.0 S Ce 65 1.0 S Ce 75	48 54	03/19→ 03/19→	➔	Ausstattungs-Code: SPRODI; <input type="checkbox"/>			24.3220-1755.3 020603 24.3220-1756.3 020604 24.3222-1749.3 020601 24.3222-1750.3 020602	ALU ALU ALU ALU
1.0 S Ce 70	51 - 52	09/14→	➔	Schaltgetriebe; für Fahrzeuge ohne Start-Stopp-Funktion; <input type="checkbox"/>			24.3220-1755.3 020603 24.3220-1756.3 020604 24.3222-1749.3 020601 24.3222-1749.3 020601 24.3222-1750.3 020602 24.3222-1750.3 020602	ALU ALU ALU ALU ALU ALU
➔			➔	Automatikgetriebe; <input type="checkbox"/>			24.3222-1750.3 020602	ALU



























	kw					! #		
RENAULT - TWINGO III (BCM_ , BCA_) 09/14→								
Zubehörsatz, Bremsbacken								
0.9 TCe 110 0.9 TCe 90 0.9 TCe 90 LPG 0.9 TCe 95 Z.E:	80 66 66 68 60	11/16→ 09/14→ 08/18→ 03/19→ 05/20→	➔				03.0137-9309.2 669309	AP
1.0 SCe 65 1.0 SCe 75	48 54	03/19→ 03/19→	➔	Ausstattungs-Code: PRODIS			03.0137-9309.2 669309	AP
			➔	Ausstattungs-Code: SPRODI			03.0137-9317.2 669317	
1.0 SCe 70	51 - 52	09/14→	➔	Schaltgetriebe; für Fahrzeuge mit Start-Stopp-Funktion			03.0137-9309.2 669309	AP
			➔	Automatikgetriebe			03.0137-9309.2 669309	AP
			➔	Schaltgetriebe; für Fahrzeuge ohne Start-Stopp-Funktion			03.0137-9317.2 669317	
 Bremsbackensatz								
0.9 TCe 110 0.9 TCe 90 0.9 TCe 90 LPG 0.9 TCe 95 Z.E:	80 66 66 68 60	11/16→ 09/14→ 08/18→ 03/19→ 05/20→	➔				03.0137-0531.2 650531 03.0520-7522.3 697522	Ø 228 x 42 + HEB AP Ø 229 x 42 + RZ / + Zub TopKit
1.0 SCe 65 1.0 SCe 75	48 54	03/19→ 03/19→	➔	Ausstattungs-Code: SPRODI			03.0137-0522.2 650522 03.0521-0920.3 690104	Ø 203 x 38 + HEB AP Ø 203 x 38 + RZ / + Zub TopKit
			➔	Ausstattungs-Code: PRODIS			03.0137-0531.2 650531 03.0520-7522.3 697522	Ø 228 x 42 + HEB AP Ø 229 x 42 + RZ / + Zub TopKit
1.0 SCe 70	51 - 52	09/14→	➔	Schaltgetriebe; für Fahrzeuge ohne Start-Stopp-Funktion			03.0137-0522.2 650522 03.0521-0920.3 690104	Ø 203 x 38 + HEB AP Ø 203 x 38 + RZ / + Zub TopKit
			➔	Schaltgetriebe; für Fahrzeuge mit Start-Stopp-Funktion			03.0137-0531.2 650531 03.0520-7522.3 697522	Ø 228 x 42 + HEB AP Ø 229 x 42 + RZ / + Zub TopKit
			➔	Automatikgetriebe			03.0137-0531.2 650531 03.0520-7522.3 697522	Ø 228 x 42 + HEB AP Ø 229 x 42 + RZ / + Zub TopKit
 Seilzug, Feststellbremse								
0.9 TCe 110 0.9 TCe 90 0.9 TCe 90 LPG 0.9 TCe 95 Z.E:	80 66 66 68 60	11/16→ 09/14→ 08/18→ 03/19→ 05/20→		⬇		2	24.3727-2803.2 582803	L= 1.855
1.0 SCe 65 1.0 SCe 70	48 51 -	03/19→ 09/14→		Automatikgetriebe; ⬇		2	24.3727-2803.2 582803	L= 1.855
1.0 SCe 75	52 54	03/19→		Schaltgetriebe; für Fahrzeuge mit Start-Stopp-Funktion; ⬇		2	24.3727-2803.2 582803	L= 1.855
RENAULT - ZOE (BFM_) 06/12→								
 Radbremszylinder								
Electric ZOE	57 65 - 68	12/17→ 06/12→	➔				24.3222-1729.3 020526	ALU
ZOE	80	08/18→	➔			2	24.3222-1729.3 020526	ALU
Zubehörsatz, Bremsbacken								
Electric ZOE	57 65 - 80	12/17→ 06/12→	➔				03.0137-9228.2 669228	BDX
 Bremsbackensatz								
Electric ZOE	57 65 - 80	12/17→ 06/12→	➔				03.0137-0496.2 650496 03.0520-7222.3 697222	BDX Ø 228 x 42 + HEB Ø 228 x 42 + RZ / + Zub TopKit
RENAULT - ZOE Kasten/Schrägheck (BFM_) 04/19→								
 Radbremszylinder								
Electric	65 - 80	04/19→	➔			2	24.3222-1729.3 020526	ALU
Zubehörsatz, Bremsbacken								
Electric →	65 - 80	04/19→	➔				03.0137-9228.2 669228	BDX


























	kw			 	! #		
RENAULT - ZOE Kasten/Schrägheck (BFM_) 04/19→							
 Bremsbackensatz							
Electric	65 - 80	04/19→	➔			03.0137-0496.2 650496 03.0520-7222.3 697222	BDX Ø 228 x 42 + HEB Ø 228 x 42 + RZ / + Zub TopKit
ROVER - 25 I Schrägheck (RF) 09/99→06/06							
 Radbremszylinder							
1.1 16V 1.4 16V 1.6 16V 1.8 16V 2.0 iDT	55 62 - 76 80 85 - 107 74 - 83	01/04→05/05 10/99→05/05 10/99→05/05 10/99→05/05 10/99→05/05	➔		2	24.3219-1743.3 020485	ALU
 Bremsbackensatz							
1.1 16V 1.4 16V 1.6 16V 1.8 16V 2.0 iDT	55 62 - 76 80 85 - 107 74 - 83	01/04→05/05 10/99→05/05 10/99→05/05 10/99→05/05 10/99→05/05	➔			03.0137-0339.2 650339	Ø 203 x 38
ROVER - 45 I Schrägheck (RT) 02/00→05/05							
 Radbremszylinder							
1.4 1.6 1.8 2.0 iDT 2.0 V6	76 80 86 74 - 83 110	02/00→05/05 02/00→05/05 02/00→05/05 02/00→05/05 02/00→05/05	➔ 74465→		2	24.3219-1743.3 020485	ALU
 Bremsbackensatz							
1.4 1.6 1.8 2.0 iDT 2.0 V6	76 80 86 74 - 83 110	02/00→05/05 02/00→05/05 02/00→05/05 02/00→05/05 02/00→05/05	➔			03.0137-0339.2 650339	Ø 203 x 38
ROVER - 45 I Stufenheck (RT) 02/00→05/05							
 Radbremszylinder							
1.4 1.6 1.8 2.0 iDT 2.0 V6	76 80 86 74 - 83 110	02/00→05/05 02/00→05/05 02/00→05/05 02/00→05/05 02/00→05/05	➔ 74465→		2	24.3219-1743.3 020485	ALU
 Bremsbackensatz							
1.4 1.6 1.8 2.0 iDT 2.0 V6	76 80 86 74 - 83 110	02/00→05/05 02/00→05/05 02/00→05/05 02/00→05/05 02/00→05/05	➔			03.0137-0339.2 650339	Ø 203 x 38
ROVER - 75 (RJ) 02/99→10/05							
 Bremsbackensatz, Feststellbremse							
1.8 1.8 Turbo 2.0 CDT 2.0 CDTi 2.0 V6 2.5 V6	88 110 85 96 110 129 - 130	02/99→05/05 05/03→05/05 02/99→05/05 02/03→04/05 02/99→05/05 02/99→05/05	➔			03.0137-0408.2 650408	Ø 160 x 20
Zubehörsatz, Feststellbremsbacken							
1.8 1.8 Turbo 2.0 CDT 2.0 CDTi 2.0 V6 2.5 V6	88 110 85 96 110 129 - 130	02/99→05/05 05/03→05/05 02/99→05/05 02/03→04/05 02/99→05/05 02/99→05/05				03.0137-9701.2 669701 03.0137-9702.2 669702	













	kW			 	! #		
ROVER - 75 I Tourer (RJ) 08/01→06/06							
 Bremsbackensatz, Feststellbremse							
1.8 1.8 Turbo 2.0 CDT 2.0 CDTi 2.0 V6 2.5 V6	88 110 85 96 110 130	08/01→05/05 05/03→05/05 08/01→05/05 02/03→05/05 08/01→05/05 08/01→05/05	➔			03.0137-0408.2 650408	Ø 160 x 20
Zubehörsatz, Feststellbremsbacken							
1.8 1.8 Turbo 2.0 CDT 2.0 CDTi 2.0 V6 2.5 V6	88 110 85 96 110 130	08/01→05/05 05/03→05/05 08/01→05/05 02/03→05/05 08/01→05/05 08/01→05/05				03.0137-9701.2 669701 03.0137-9702.2 669702	
ROVER - 100 / METRO Schrägheck (XP) 11/89→12/98							
 Bremsbackensatz							
111 C/L/S 114 GTI/GT 16V Cat 114 S/L/GTA 114 GTI 16V	44 66 55 76	03/90→12/98 03/90→12/98 03/90→12/98 08/91→12/98	➔	05/90→		03.0137-0080.2 650080 03.0420-2417.3 682417 03.0137-0080.2 650080 03.0420-2417.3 682417	AP Ø 178 x 32 AP Ø 178 x 32 + RZ / + Zub Kit AP Ø 178 x 32 AP Ø 178 x 32 + RZ / + Zub Kit
ROVER - 100 Cabriolet (XP) 04/94→12/98							
 Bremsbackensatz							
111 114	44 55 - 75	04/94→10/97 04/94→10/98	➔			03.0137-0080.2 650080 03.0420-2417.3 682417	AP Ø 178 x 32 AP Ø 178 x 32 + RZ / + Zub Kit
ROVER - 200 II Cabriolet (XW) 04/90→11/99							
Zubehörsatz, Bremsbacken							
214 1.4 216 1.6i	66 90	01/92→11/99 01/92→11/99	➔	→ 10/95; - ABS		03.0137-9221.2 669221	
 Bremsbackensatz							
214 1.4 216 1.6i	66 90	01/92→11/99 01/92→11/99	➔	→ 10/95; - ABS		03.0137-0339.2 650339 03.0420-3719.3 683719	Ø 203 x 38 TRW Ø 203 x 38 + RZ / + Zub Kit
ROVER - 200 II Schrägheck (RF) 11/95→11/00							
 Radbremszylinder							
211 214 Si 218 Si	44 76 88	01/98→03/00 11/95→03/00 08/99→03/00	➔	- ABS	2	24.3219-1743.3 020485	ALU
214 i 216 Si 220 D/SD 220 SDi	55 82 63 77	11/95→03/00 11/95→06/99 11/95→03/00 11/95→03/00	➔	01/96→; - ABS	2	24.3219-1743.3 020485	ALU
218 K Vi	107	11/95→03/00	➔	01/97→; - ABS	2	24.3219-1743.3 020485	ALU
 Bremsbackensatz							
211 214 Si 218 Si	44 76 88	01/98→03/00 11/95→03/00 08/99→03/00	➔	- ABS		03.0137-0339.2 650339 03.0420-4519.3 684519	Ø 203 x 38 Ø 203 x 38 + RZ / + Zub Kit
214 i 216 Si 220 D/SD 220 SDi	55 82 63 77	11/95→03/00 11/95→06/99 11/95→03/00 11/95→03/00	➔	01/96→; - ABS		03.0137-0339.2 650339 03.0420-4519.3 684519	Ø 203 x 38 Ø 203 x 38 + RZ / + Zub Kit
218 K Vi	107	11/95→03/00	➔	01/97→; - ABS		03.0137-0339.2 650339 03.0420-4519.3 684519	Ø 203 x 38 Ø 203 x 38 + RZ / + Zub Kit
ROVER - 200 Coupe (XW) 10/92→06/99							
 Radbremszylinder							
216	82	01/96→12/97	➔	- ABS	2	24.3219-1743.3 020485	ALU
 Bremsbackensatz							
216	82	01/96→12/97	➔	- ABS		03.0137-0339.2 650339 03.0420-4519.3 684519	Ø 203 x 38 Ø 203 x 38 + RZ / + Zub Kit

	kw			 	! #		
ROVER - 400 II (RT) 03/95→03/00							
 Radbremszylinder							
414 414 Si 420 D 420 Di 420 Si Lux	55 76 63 77 100	03/96→12/99 05/95→03/00 11/95→03/00 05/95→03/00 12/95→03/00	➡	- ABS	2	24.3219-1743.3 020485	ALU
416 Si	82 - 85	03/95→03/00	➡	06/95→; - ABS	2	24.3219-1743.3 020485	ALU
 Bremsbackensatz							
414 414 Si	55 76	03/96→12/99 05/95→03/00	➡			03.0137-0339.2 650339	Ø 203 x 38
			➡	- ABS		03.0420-4519.3 684519	Ø 203 x 38 + RZ / + Zub Kit
416 Si	82 - 85	03/95→03/00	➡	06/95→		03.0137-0339.2 650339	Ø 203 x 38
420 D 420 Di 420 Si Lux	63 77 100	11/95→03/00 05/95→03/00 12/95→03/00	➡			03.0137-0339.2 650339	Ø 203 x 38
ROVER - 400 II Schrägheck (RT) 05/95→03/00							
 Radbremszylinder							
414 414 Si 416 Si	55 76 83 - 85	03/96→12/97 05/95→03/00 06/95→03/00	➡	- ABS	2	24.3219-1743.3 020485	ALU
420 D 420 Di 420 Si Lux	63 77 100	11/95→03/00 05/95→03/00 12/95→03/00					
416 Si	82	05/95→03/00	➡	06/95→; - ABS	2	24.3219-1743.3 020485	ALU
 Bremsbackensatz							
414 414 Si	55 76	03/96→12/97 05/95→03/00	➡			03.0137-0339.2 650339	Ø 203 x 38
			➡	- ABS		03.0420-4519.3 684519	Ø 203 x 38 + RZ / + Zub Kit
416 Si	82	05/95→03/00	➡	06/95→		03.0137-0339.2 650339	Ø 203 x 38
416 Si	83 - 85	06/95→03/00	➡			03.0137-0339.2 650339	Ø 203 x 38
420 D 420 Di 420 Si Lux	63 77 100	11/95→03/00 05/95→03/00 12/95→03/00					
ROVER - 400 Tourer (XW) 09/93→11/98							
Zubehörsatz, Bremsbacken							
1.6 i	82 - 90	05/94→11/98	➡	→ 04/95; - ABS		03.0137-9221.2 669221	
 Bremsbackensatz							
1.6 i	82 - 90	05/94→11/98	➡	→ 04/95; - ABS		03.0137-0339.2 650339	Ø 203 x 38
ROVER - COUPE 03/96→11/99							
 Radbremszylinder							
1.8 16 V	107	03/96→11/99	➡	01/97→; - ABS	2	24.3219-1743.3 020485	ALU
 Bremsbackensatz							
1.8 16 V	107	03/96→11/99	➡	01/97→; - ABS		03.0137-0339.2 650339	Ø 203 x 38
						03.0420-4519.3 684519	Ø 203 x 38 + RZ / + Zub Kit
ROVER - MINI Schrägheck 08/90→05/01							
 Radbremszylinder							
1300	37 - 46	01/92→11/00	➡	→ 04/95	2	24.3219-1401.3 020351	AP GG
Zubehörsatz, Bremsbacken							
1300	37 - 46	01/92→11/00	➡	→ 04/95		03.0137-9205.2 669205	AP
 Bremsbackensatz							
1300	37 - 46	01/92→11/00	➡	→ 04/95		03.0137-0080.2 650080	AP Ø 178 x 32
















	kW			 	! #		
SAAB - 9-3 (YS3D) 02/98→08/03							
 Bremsbackensatz, Feststellbremse							
2.0 i 2.0 SE Turbo 2.0 Turbo	96 147 110 - 151	02/98→09/02 02/98→09/02 02/98→09/02	➔			03.0137-0172.2 650172	Ø 160 x 25
2.2 TiD 2.3 2.3 i 2.3 Turbo	85 - 92 169 110 165	02/98→09/02 09/99→01/02 02/98→09/02 10/98→09/02					
Zubehörsatz, Feststellbremsbacken							
2.0 i 2.0 SE Turbo 2.0 Turbo	96 147 110 - 151	02/98→09/02 02/98→09/02 02/98→09/02	➔			03.0137-9243.2 669243	
2.2 TiD 2.3 2.3 i 2.3 Turbo	85 - 92 169 110 165	02/98→09/02 09/99→01/02 02/98→09/02 10/98→09/02					
 Seilzug, Feststellbremse							
2.0 i 2.0 SE Turbo 2.0 Turbo	96 147 110 - 151	02/98→09/02 02/98→09/02 02/98→09/02		Scheibenbremse; 	1	24.3727-1106.2 581106	L= 2.180 L2= 1.425
2.2 TiD 2.3 2.3 i 2.3 Turbo	85 - 92 169 110 165	02/98→09/02 09/99→01/02 02/98→09/02 10/98→09/02					
SAAB - 9-3 Cabriolet (YS3D) 02/98→08/03							
 Bremsbackensatz, Feststellbremse							
2.0 i 2.0 SE Turbo 2.0 Turbo	96 147 110 - 151	02/98→08/03 02/98→08/03 02/98→08/03	➔	→ 07/03		03.0137-0172.2 650172	Ø 160 x 25
2.3 i 2.3 Turbo 2.3	110 165 169	02/98→08/03 10/99→08/03 09/99→01/02				03.0137-0172.2 650172	Ø 160 x 25
Zubehörsatz, Feststellbremsbacken							
2.0 i 2.0 SE Turbo 2.0 Turbo	96 147 110 - 151	02/98→08/03 02/98→08/03 02/98→08/03	➔	→ 07/03		03.0137-9243.2 669243	
2.3 i 2.3 Turbo 2.3	110 165 169	02/98→08/03 10/99→08/03 09/99→01/02				03.0137-9243.2 669243	
 Seilzug, Feststellbremse							
2.0 i 2.0 SE Turbo 2.0 Turbo	96 147 110 - 151	02/98→08/03 02/98→08/03 02/98→08/03		→ 07/03; Scheibenbremse; 	1	24.3727-1106.2 581106	L= 2.180 L2= 1.425
2.3 i 2.3 Turbo 2.3	110 165 169	02/98→08/03 10/99→08/03 09/99→01/02				24.3727-1106.2 581106	L= 2.180 L2= 1.425
SAAB - 9-5 (YS3E) 09/97→12/09							
 Bremsbackensatz, Feststellbremse							
1.9 TiD 2.0 t	110 110 - 136	01/06→12/09 09/97→12/09	➔			03.0137-0172.2 650172	Ø 160 x 25
2.0 t BioPower 2.0 Turbo SE 2.2 TiD 2.3 t	110 141 88 125 - 136	01/05→12/09 10/98→07/00 03/02→12/09 09/97→12/09					
2.3 t BioPower 2.3 Turbo 3.0 TiD 3.0 V6t	136 - 152 134 - 191 130 147	11/06→12/09 10/99→12/09 07/01→08/05 01/98→08/05					
2.0 t Biopower	132	09/05→12/09	➔	06/06→		03.0137-0172.2 650172	Ø 160 x 25
→							












	kW			 	! #		
SAAB - 9-5 (YS3E) 09/97→12/09							
 Bremsbackensatz, Feststellbremse							
2.3 Turbo	224	06/03→08/05	➡	→ 03/04		03.0137-0172.2 650172	Ø 160 x 25
Zubehörsatz, Feststellbremsbacken							
1.9 TiD	110	01/06→12/09	➡			03.0137-9243.2 669243	
2.0 t	110 - 136	09/97→12/09					
2.0 t BioPower	110	01/05→12/09					
2.0 Turbo SE	141	10/98→07/00					
2.2 TiD	88	03/02→12/09					
2.3 t	125 - 136	09/97→12/09					
2.3 t BioPower	136 - 152	11/06→12/09					
2.3 Turbo	134 - 191	10/99→12/09					
3.0 TiD	130	07/01→08/05					
3.0 V6t	147	01/98→08/05					
2.0 t Biopower	132	09/05→12/09	➡	06/06→		03.0137-9243.2 669243	
2.3 Turbo	224	06/03→08/05	➡	→ 03/04		03.0137-9243.2 669243	
 Seilzug, Feststellbremse							
1.9 TiD	110	01/06→12/09		Scheibenbremse; ⚡	2	24.3727-1108.2 581108	L= 1.410 L2= 1.410
2.2 TiD	88	03/02→12/09					
2.3 t	136	01/01→12/09					
2.3 Turbo	162 - 191	10/99→12/09					
3.0 TiD	130	07/01→08/05					
2.0 t	110 - 136	09/97→12/09		W3075143→; Scheibenbremse; ⚡	2	24.3727-1108.2 581108	L= 1.410 L2= 1.410
2.0 t Biopower	132	09/05→12/09		X3001207→; Scheibenbremse; ⚡	2	24.3727-1108.2 581108	L= 1.410 L2= 1.410
2.0 t BioPower	110	01/05→12/09					
2.0 Turbo SE	141	10/98→07/00					
2.3 t	125	09/97→12/03					
2.3 t BioPower	136 - 152	11/06→12/09					
2.3 Turbo	134	04/08→12/09					
3.0 V6t	147	01/98→08/05					
2.3 Turbo	224	06/03→08/05		→ 03/04; Scheibenbremse; ⚡	2	24.3727-1108.2 581108	L= 1.410 L2= 1.410
SAAB - 9-5 Kombi (YS3E) 10/98→12/09							
 Bremsbackensatz, Feststellbremse							
1.9 TiD	110 - 129	01/06→12/09	➡			03.0137-0172.2 650172	Ø 160 x 25
2.0 t	110 - 141	10/98→12/09					
2.0 t BioPower	110	01/06→12/09					
2.2 TiD	88	03/02→12/09					
2.3 t	125	10/98→12/09					
2.3 t BioPower	136 - 152	11/06→12/09					
2.3 Turbo	162 - 224	10/99→12/09					
3.0 TiD	130	07/01→08/05					
3.0 V6t	147	10/98→08/05					
2.0 t Biopower	132	09/05→12/09	➡	06/06→		03.0137-0172.2 650172	Ø 160 x 25
2.3 t	136	01/01→12/09	➡	01/02→		03.0137-0172.2 650172	Ø 160 x 25
2.3 t BioPower	154	11/06→12/09	➡	01/07→		03.0137-0172.2 650172	Ø 160 x 25
Zubehörsatz, Feststellbremsbacken							
1.9 TiD	110 - 129	01/06→12/09	➡			03.0137-9243.2 669243	
2.0 t	110 - 141	10/98→12/09					
2.0 t BioPower	110	01/06→12/09					
2.2 TiD	88	03/02→12/09					
2.3 t	125	10/98→12/09					
2.3 t BioPower	136 - 152	11/06→12/09					
2.3 Turbo	162 - 224	10/99→12/09					
3.0 TiD	130	07/01→08/05					
3.0 V6t	147	10/98→08/05					
2.0 t Biopower	132	09/05→12/09	➡	06/06→		03.0137-9243.2 669243	
2.3 t	136	01/01→12/09	➡	01/02→		03.0137-9243.2 669243	
2.3 t BioPower	154	11/06→12/09	➡	01/07→		03.0137-9243.2 669243	
→							

	kw					! #		
SAAB - 9-5 Kombi (YS3E) 10/98→12/09								
 Seilzug, Feststellbremse								
1.9 TiD	110 - 129	01/06→12/09		Scheibenbremse; 	2	24.3727-1108.2	581108	L= 1.410 L2= 1.410
2.2 TiD	88	03/02→12/09						
2.3 t	136	01/01→12/09						
2.3 Turbo	162 - 224	10/99→12/09						
3.0 TiD	130	07/01→08/05						
2.0 t	110 - 141	10/98→12/09		W3075143→; Scheibenbremse; 	2	24.3727-1108.2	581108	L= 1.410 L2= 1.410
2.0 t Biopower	132	09/05→12/09		X3001207→; Scheibenbremse; 	2	24.3727-1108.2	581108	L= 1.410 L2= 1.410
2.0 t BioPower	110	01/06→12/09						
2.3 t	125	10/98→12/09						
2.3 t BioPower	136 - 154	11/06→12/09						
3.0 V6t	147	10/98→08/05		W3075143→; Scheibenbremse; 	2	24.3727-1108.2	581108	L= 1.410 L2= 1.410
				X3001206→; Scheibenbremse; 	2	24.3727-1108.2	581108	L= 1.410 L2= 1.410
SAAB - 900 II 07/93→04/99								
 Bremsbackensatz, Feststellbremse								
2.0 -16 Turbo	136	07/93→02/98	➔	09/93→		03.0137-0172.2	650172	Ø 160 x 25
2.3 -16	110	07/93→02/98						
2.5 -24 V6	125	07/93→02/98						
2.0 i	96	08/94→02/98	➔			03.0137-0172.2	650172	Ø 160 x 25
Zubehörsatz, Feststellbremsbacken								
2.0 -16 Turbo	136	07/93→02/98	➔	09/93→		03.0137-9243.2	669243	
2.3 -16	110	07/93→02/98						
2.5 -24 V6	125	07/93→02/98						
2.0 i	96	08/94→02/98	➔			03.0137-9243.2	669243	
 Seilzug, Feststellbremse								
2.0 -16 Turbo	136	07/93→02/98		V2011537→; Scheibenbremse; 	2	24.3727-1106.2	581106	L= 2.180 L2= 1.425
2.0 i	96	08/94→02/98						
2.3 -16	110	07/93→02/98		V7002550→; Scheibenbremse; 	2	24.3727-1106.2	581106	L= 2.180 L2= 1.425
2.5 -24 V6	125	07/93→02/98						
SAAB - 900 II Cabriolet 09/93→04/99								
 Bremsbackensatz, Feststellbremse								
2.0 -16 Turbo	136	12/93→02/98	➔			03.0137-0172.2	650172	Ø 160 x 25
2.0 i	96	12/93→02/98						
2.3 -16	110	12/93→02/98						
2.5 -24 V6	125	12/93→02/98						
Zubehörsatz, Feststellbremsbacken								
2.0 -16 Turbo	136	12/93→02/98	➔			03.0137-9243.2	669243	
2.0 i	96	12/93→02/98						
2.3 -16	110	12/93→02/98						
2.5 -24 V6	125	12/93→02/98						
 Seilzug, Feststellbremse								
2.0 -16 Turbo	136	12/93→02/98		V2011537→; Scheibenbremse; 	2	24.3727-1106.2	581106	L= 2.180 L2= 1.425
2.0 i	96	12/93→02/98						
2.3 -16	110	12/93→02/98		V7002550→; Scheibenbremse; 	2	24.3727-1106.2	581106	L= 2.180 L2= 1.425
2.5 -24 V6	125	12/93→02/98						
SAAB - 900 II Coupe 12/93→04/99								
 Bremsbackensatz, Feststellbremse								
2.0 -16 Turbo	136	12/93→02/98	➔			03.0137-0172.2	650172	Ø 160 x 25
2.0 i	96	08/94→02/98						
2.3 -16	110	12/93→02/98						
2.5 -24 V6	125	12/93→02/98						
Zubehörsatz, Feststellbremsbacken								
2.0 -16 Turbo	136	12/93→02/98	➔			03.0137-9243.2	669243	
2.0 i	96	08/94→02/98						
2.3 -16	110	12/93→02/98						
2.5 -24 V6	125	12/93→02/98						
 Seilzug, Feststellbremse								
2.0 -16 Turbo	136	12/93→02/98		V2011537→; Scheibenbremse; 	2	24.3727-1106.2	581106	L= 2.180 L2= 1.425
2.0 i	96	08/94→02/98						
2.3 -16	110	12/93→02/98		V7002550→; Scheibenbremse; 	2	24.3727-1106.2	581106	L= 2.180 L2= 1.425
2.5 -24 V6	125	12/93→02/98						










	kW					! #		
SAAB - 9000 04/85→12/98								
 Seilzug, Feststellbremse								
2.0 -16 CD	96 - 110	09/93→12/98		→ 08/96; Scheibenbremse; <input type="checkbox"/>			24.3727-1107.2 581107	L= 1.892
2.3 -16 CDE	108	09/93→12/98		09/96→ 05/98; Scheibenbremse; <input type="checkbox"/>			24.3727-1107.2 581107	L= 1.892
2.3 -16 CDE Eco-Power	125	09/93→12/98						
2.0 -16 Turbo CD	108 - 136	09/89→12/98		→ 08/93; Scheibenbremse; <input type="checkbox"/>			24.3727-1107.2 581107	L= 1.892
				09/96→ 05/98; Scheibenbremse; <input type="checkbox"/>			24.3727-1107.2 581107	L= 1.892
				09/93→ 08/96; Scheibenbremse; <input type="checkbox"/>			24.3727-1107.2 581107	L= 1.892
2.3 -16 CD	107	08/89→12/98		09/89→ 08/93; Scheibenbremse; <input type="checkbox"/>			24.3727-1107.2 581107	L= 1.892
2.3 -16 CD Turbo	147	07/90→12/98		09/96→ 05/98; Scheibenbremse; <input type="checkbox"/>			24.3727-1107.2 581107	L= 1.892
				09/93→ 08/96; Scheibenbremse; <input type="checkbox"/>			24.3727-1107.2 581107	L= 1.892
2.3 -16 Turbo	143	09/90→12/98		Scheibenbremse; <input type="checkbox"/>			24.3727-1107.2 581107	L= 1.892
3.0 -24 V6 CD/CDE	155	07/94→12/98		09/96→ 05/98; Scheibenbremse; <input type="checkbox"/>			24.3727-1107.2 581107	L= 1.892
				09/94→ 08/96; Scheibenbremse; <input type="checkbox"/>			24.3727-1107.2 581107	L= 1.892
SAAB - 9000 Schrägheck 09/84→12/98								
 Seilzug, Feststellbremse								
2.0 -16 CS	94	01/89→12/98		→ 08/89; Scheibenbremse; <input type="checkbox"/>			24.3727-1107.2 581107	L= 1.892
				09/89→ 08/93; Scheibenbremse; <input type="checkbox"/>			24.3727-1107.2 581107	L= 1.892
2.0 -16 CS	96	09/93→12/98		→ 08/96; Scheibenbremse; <input type="checkbox"/>			24.3727-1107.2 581107	L= 1.892
2.0 -16 ND Turbo	110	09/93→12/98						
2.3 -16 CSE	108	09/93→12/98		09/96→ 05/98; Scheibenbremse; <input type="checkbox"/>			24.3727-1107.2 581107	L= 1.892
2.3 -16 CSE Eco Power	125	09/93→12/98						
2.3 -16 Turbo CSE	147	09/93→12/98						
2.0 -16 Turbo CS	136	09/88→12/98		09/96→ 05/98; Scheibenbremse; <input type="checkbox"/>			24.3727-1107.2 581107	L= 1.892
				→ 08/89; Scheibenbremse; <input type="checkbox"/>			24.3727-1107.2 581107	L= 1.892
				09/93→ 08/96; Scheibenbremse; <input type="checkbox"/>			24.3727-1107.2 581107	L= 1.892
				09/89→ 08/93; Scheibenbremse; <input type="checkbox"/>			24.3727-1107.2 581107	L= 1.892
2.3 -16 Aero CS	162 - 165	02/93→12/98		09/96→ 05/98; Scheibenbremse; <input type="checkbox"/>			24.3727-1107.2 581107	L= 1.892
2.3 -16 Turbo	143	09/90→12/98		09/93→ 08/96; Scheibenbremse; <input type="checkbox"/>			24.3727-1107.2 581107	L= 1.892
2.3 -16 CS	107	09/89→12/98		→ 08/93; Scheibenbremse; <input type="checkbox"/>			24.3727-1107.2 581107	L= 1.892
3.0 -24 V6 CS/CSE	155	07/94→12/98		09/96→ 05/98; Scheibenbremse; <input type="checkbox"/>			24.3727-1107.2 581107	L= 1.892
				09/94→ 08/96; Scheibenbremse; <input type="checkbox"/>			24.3727-1107.2 581107	L= 1.892
SEAT - ALHAMBRA (7V8, 7V9) 04/96→03/10								
 Seilzug, Feststellbremse								
1.8 T 20V	110	10/97→03/10		05/98→ 04/00; Scheibenbremse; <input type="checkbox"/>	2	24.3727-0163.2 580163	L= 1.293	
				05/00→; Scheibenbremse; <input type="checkbox"/>	2	24.3727-3404.2 583404	L= 1.320	
1.9 TDI	66 - 110	04/96→03/10		Scheibenbremse; <input type="checkbox"/>	2	24.3727-0163.2 580163	L= 1.293	
2.0 i	85	04/96→03/10						
2.0 TDI	103	11/05→03/10						
1.9 TDI	81	08/96→06/00		10/97→ 05/00; Scheibenbremse; <input type="checkbox"/>	2	24.3727-0163.2 580163	L= 1.293	
1.9 TDI 4motion	85	06/00→03/10		02/01→; Scheibenbremse; <input type="checkbox"/>	2	24.3727-3404.2 583404	L= 1.320	
2.8 V6 4motion	150	06/00→03/10						
2.8 V6	150	06/00→03/10		Scheibenbremse; <input type="checkbox"/>	2	24.3727-3404.2 583404	L= 1.320	
SEAT - ALHAMBRA VAN (7V8, 7V9) 03/96→03/10								
 Seilzug, Feststellbremse								
1.9 TDI	96	11/02→11/08		Scheibenbremse; <input type="checkbox"/>	2	24.3727-0163.2 580163	L= 1.293	
1.9 TDI 4motion	85	06/02→05/08		Scheibenbremse; <input type="checkbox"/>	2	24.3727-3404.2 583404	L= 1.320	
SEAT - ALTEA (5P1) 03/04→								
 Seilzug, Feststellbremse								
1.2 TSI	77	04/10→		Scheibenbremse; <input type="checkbox"/>	2	24.3727-0195.2 580195	L= 1.447	
1.4 16V	63	05/06→						
1.4 TSI	92	11/07→				24.3727-2708.2 582708	L= 1.447	
1.6	75	03/04→						
1.6 LPG	75	09/09→						
1.6 Multifuel	75	11/10→05/11						
1.6 TDI	66 - 77	10/09→						
1.8 TFSI	118	01/07→						
1.9 TDI	66 - 77	04/04→						
2.0 FSI	110	05/04→03/09						
2.0 TDI	100 - 125	03/04→						
2.0 TDI 16V	103	03/04→						

















	kW			 	! #		
SEAT - ALTEA (5P1) 03/04 →							
 Seilzug, Feststellbremse							
2.0 TDI 16V 4WD	103	10/10 →		Scheibenbremse; 	2	24.3727-0195.2 580195	L= 1.447
2.0 TFSI	147	04/06 → 05/09				24.3727-2708.2 582708	L= 1.447
SEAT - ALTEA XL (5P5, 5P8) 10/06 →							
 Seilzug, Feststellbremse							
1.2 TSI	77	04/10 →		Scheibenbremse; 	2	24.3727-0195.2 580195	L= 1.447
1.4 TSI	92	11/07 →				24.3727-2708.2 582708	L= 1.447
1.6	75	10/06 →					
1.6 LPG	75	09/09 →					
1.6 Multifuel	75	10/06 → 11/10					
1.6 TDI	66 -	10/09 →					
	77						
1.8 TFSI	118	01/07 →					
1.9 TDI	66 -	10/06 → 12/10					
	77						
1.9 TDI 4x4	77	06/09 → 12/10					
2.0 FSI	110	10/06 → 03/09					
2.0 TDI	100 -	10/06 →					
	125						
2.0 TDI 16V	103	10/06 →					
2.0 TDI 16V 4x4	103	10/10 →					
2.0 TDI 4x4	103 -	06/07 →					
	125						
2.0 TFSI	147 -	10/06 →					
	155						
2.0 TFSI 4x4	147 -	06/07 →					
	155						
1.4 16V	63	10/06 →		05/08 →; Scheibenbremse; 	2	24.3727-0195.2 580195	L= 1.447
						24.3727-2708.2 582708	L= 1.447
SEAT - ARONA (KJ7, KJP) 07/17 →							
 Radbremszylinder							
1.0 TGi	66	11/18 →	➔	+PR 1KA	2	24.3220-1757.3 020605	ALU
1.0 TSI	70 -	07/17 →					
	85						
1.5 TSI	110	07/17 →					
1.6 SRE	81	07/17 →					
1.6 TDI	70 -	07/17 →					
	85						
Zubehörsatz, Bremsbacken							
1.0 TGi	66	11/18 →	➔	+PR 1KA		03.0137-9309.2 669309	AP
1.0 TSI	70 -	07/17 →					
	85						
1.5 TSI	110	07/17 →					
1.6 SRE	81	07/17 →					
1.6 TDI	70 -	07/17 →					
	85						
 Bremsbackensatz							
1.0 TGi	66	11/18 →	➔	+PR 1KA; → 12/20		03.0137-0540.2 650540	Ø 228 x 42 + HEB
1.0 TSI	70 -	07/17 →					
	85						
1.5 TSI	110	07/17 →					
1.6 SRE	81	07/17 →					
1.6 TDI	70 -	07/17 →					
	85						
SEAT - AROSA (6H1) 05/97 → 06/04							
 Radbremszylinder							
1.0	37	05/97 → 06/04	➔	- ABS	2	24.3215-0903.3 020154	ALU
1.4	44	05/97 → 06/04					
1.4 TDI	55	01/00 → 06/04	➔	+ ABS	2	24.3217-0908.3 020167	ALU
1.7 SDI	44	08/97 → 06/04	➔	11/97 →; - ABS	2	24.3215-0903.3 020154	ALU
			➔	11/97 →; + ABS	2	24.3217-0908.3 020167	ALU
Zubehörsatz, Bremsbacken							
1.0	37	05/97 → 06/04	➔	→ 6H-X-090000		03.0137-9008.2 669008	
1.4	44	05/97 → 06/04					
1.4 TDI	55	01/00 → 06/04	➔	6H-X-090001 →		03.0137-9168.2 669168	VW
1.7 SDI	44	08/97 → 06/04	➔	11/97 →; → 6H-X-090000		03.0137-9008.2 669008	
			➔	6H-X-090001 →		03.0137-9168.2 669168	VW
→							















































	kw					! #		
SEAT - AROSA (6H1) 05/97→06/04								
 Bremstrommel								
1.0 1.4 1.4 TDI	37 44 55	05/97→06/04 05/97→06/04 01/00→06/04	➔	→ 6H-X-090000		24.0218-0007.1 24.0218-0707.2	480003 480211	Ø 211,5 x 38,5 / 181 - RLG Ø 211,5 x 38,5 / 181 + RLG
			➔	6H-X-090001→		24.0220-0032.1	480130	Ø 240 x 50,1 / 201,5
1.7 SDI	44	08/97→06/04	➔	11/97→; → 6H-X-090000		24.0218-0007.1 24.0218-0707.2	480003 480211	Ø 211,5 x 38,5 / 181 - RLG Ø 211,5 x 38,5 / 181 + RLG
			➔	6H-X-090001→		24.0220-0032.1	480130	Ø 240 x 50,1 / 201,5
 Bremsbackensatz								
1.0 1.4 1.4 TDI	37 44 55	05/97→06/04 05/97→06/04 01/00→06/04	➔	→ 6H-X-090000		03.0137-0126.2 03.0525-0001.3	650126 EQ0001	Ø 180 x 31 + HEB VW Ø 180 x 31 - RZ / + Zub Easy Quick
			➔	6H-X-090001→		03.0137-0268.2	650268	VW Ø 200 x 40 + HEB
			➔	6H-X-090001→; + ABS		03.0420-1517.3 03.0520-1517.3	681517 691517	VW Ø 200 x 40 + RZ / + Zub Kit VW Ø 200 x 40 + RZ / + Zub TopKit
			➔	→ 6H-X-090000; - ABS		03.0520-0215.3	690215	VW Ø 180 x 31 + RZ / + Zub TopKit
			➔	6H-X-090001→; - ABS		03.0520-0415.3	690415	VW Ø 200 x 40 + RZ / + Zub TopKit
			➔	→ 6H-X-090000; + ABS		03.0520-3917.3	693917	VW Ø 180 x 31 + RZ / + Zub TopKit
1.7 SDI	44	08/97→06/04	➔	11/97→; → 6H-X-090000		03.0137-0126.2 03.0525-0001.3	650126 EQ0001	Ø 180 x 31 + HEB VW Ø 180 x 31 - RZ / + Zub Easy Quick
			➔	6H-X-090001→		03.0137-0268.2	650268	VW Ø 200 x 40 + HEB
			➔	6H-X-090001→; + ABS		03.0420-1517.3 03.0520-1517.3	681517 691517	VW Ø 200 x 40 + RZ / + Zub Kit VW Ø 200 x 40 + RZ / + Zub TopKit
			➔	11/97→; → 6H-X-090000; - ABS		03.0520-0215.3	690215	VW Ø 180 x 31 + RZ / + Zub TopKit
			➔	6H-X-090001→; - ABS		03.0520-0415.3	690415	VW Ø 200 x 40 + RZ / + Zub TopKit
			➔	11/97→; → 6H-X-090000; + ABS		03.0520-3917.3	693917	VW Ø 180 x 31 + RZ / + Zub TopKit
 Seilzug, Feststellbremse								
1.0 1.4	37 44	05/97→06/04 05/97→06/04		6H-W-028001→; ⚠	2	24.3727-0159.2	580159	L= 1.392
				- ABS; → 6H-W-028000; Trommelbremse; ⚠	2	24.3727-2702.2	582702	L= 1.395
				+ ABS; → 6H-W-028000; Trommelbremse; ⚠	2	24.3727-2707.2	582707	L= 1.496
1.4 16V 1.4 TDI	74 55	01/00→06/04 01/00→06/04		⚠	2	24.3727-0159.2	580159	L= 1.392
1.7 SDI	44	08/97→06/04		6H-W-028001→; ⚠	2	24.3727-0159.2	580159	L= 1.392
				11/97→; - ABS; → 6H-W-028000; Trommelbremse; ⚠	2	24.3727-2702.2	582702	L= 1.395
				11/97→; + ABS; → 6H-W-028000; Trommelbremse; ⚠	2	24.3727-2707.2	582707	L= 1.496
SEAT - CORDOBA (6K1, 6K2) 02/93→12/02								
 Radbremszylinder								
1.0	51	06/01→08/02	➔		2	24.3217-0908.3	020167	ALU
1.0 i	37	09/96→10/02	➔	06/99→ 09/02	2	24.3217-0908.3	020167	ALU
1.4	40	12/97→04/99	➔	+PR 1KA / 1KB	2	24.3217-0908.3	020167	ALU
			➔	+PR 1KM	2	24.3219-0909.3	020188	ALU
1.4 16V 1.9 SDI	55 50	05/00→10/02 06/99→10/02	➔	→ 09/02	2	24.3217-0908.3	020167	ALU
1.4 i 1.4 i 16V	44 74	06/94→10/02 09/96→10/02	➔	→ 12/96	2	03.3217-2112.3 24.3217-0908.3	020027 020167	GG ALU
			➔	06/99→ 09/02	2	24.3217-0908.3	020167	ALU
			➔	01/97→ 05/99; +PR 1KA / 1KB	2	24.3217-0908.3	020167	ALU
			➔	01/97→ 05/99; +PR 1KM	2	24.3219-0909.3	020188	ALU
1.6 i	55	02/93→10/02	➔	11/93→ 12/96	2	03.3217-2112.3 24.3217-0908.3	020027 020167	GG ALU
→								































	kw					! #		
SEAT - CORDOBA (6K1, 6K2) 02/93→12/02								
 Radbremszylinder								
1.6 i	55	02/93→10/02	➡	06/99→ 09/02	2	24.3217-0908.3	020167	ALU
			➡	01/97→ 05/99; +PR 1KA / 1KB	2	24.3217-0908.3	020167	ALU
			➡	01/97→ 05/99; +PR 1KM	2	24.3219-0909.3	020188	ALU
1.6 i	55	05/94→06/99	➡	→ 05/99; +PR 1KB	2	24.3217-0908.3	020167	ALU
			➡	→ 05/99; +PR 1KM	2	24.3219-0909.3	020188	ALU
1.6 i	74	07/96→10/02	➡	→ 12/96	2	03.3217-2112.3	020027	GG
						24.3217-0908.3	020167	ALU
			➡	01/97→ 05/99; +PR 1KA / 1KB	2	24.3217-0908.3	020167	ALU
			➡	06/99→ 09/02	2	24.3219-0909.3	020188	ALU
1.8 i	66	02/93→09/02	➡	11/93→ 12/96	2	03.3217-2112.3	020027	GG
						24.3217-0908.3	020167	ALU
			➡	01/97→ 05/99; +PR 1KB	2	24.3217-0908.3	020167	ALU
1.9 SDI	47	08/96→06/99	➡	→ 12/96	2	03.3217-2112.3	020027	GG
						24.3217-0908.3	020167	ALU
			➡	01/97→ 05/99; +PR 1KB	2	24.3217-0908.3	020167	ALU
1.9 TDI	66	08/96→10/02	➡	→ 12/96	2	03.3217-2112.3	020027	GG
						24.3217-0908.3	020167	ALU
			➡	06/99→ 09/02	2	24.3217-0908.3	020167	ALU
			➡	01/97→ 05/99; +PR 1KB	2	24.3217-0908.3	020167	ALU
1.0	51	06/01→08/02	➡			03.0137-9168.2	669168	VW
			➡	06/99→ 09/02		03.0137-9168.2	669168	VW
			➡	+PR 1KA		03.0137-9008.2	669008	
1.4	40	12/97→04/99	➡	+PR 1KB / 1KM		03.0137-9168.2	669168	VW
			➡					
1.4 16V	55	05/00→10/02	➡	→ 09/02		03.0137-9168.2	669168	VW
			➡					
1.9 SDI	50	06/99→10/02	➡					
			➡					
1.4 i	44	06/94→10/02	➡	01/97→ 05/99; +PR 1KA		03.0137-9008.2	669008	
			➡					
1.4 i 16V	74	09/96→10/02	➡	→ 12/96; - ABS		03.0137-9008.2	669008	
			➡					
1.6 i	74	07/96→10/02	➡	01/97→ 05/99; +PR 1KB / 1KM		03.0137-9168.2	669168	VW
			➡	06/99→ 09/02		03.0137-9168.2	669168	VW
			➡	→ 12/96; + ABS		03.0137-9168.2	669168	VW
			➡					
1.6 i	55	02/93→10/02	➡	01/97→ 05/99; +PR 1KA		03.0137-9008.2	669008	
			➡	11/93→ 12/96; - ABS		03.0137-9008.2	669008	
			➡	01/97→ 05/99; +PR 1KB / 1KM		03.0137-9168.2	669168	VW
			➡	06/99→ 09/02		03.0137-9168.2	669168	VW
			➡	11/93→ 12/96; + ABS		03.0137-9168.2	669168	VW
1.6 i	55	05/94→06/99	➡	→ 05/99; +PR 1KB / 1KM		03.0137-9168.2	669168	VW
1.8 i	66	02/93→09/02	➡	01/97→ 05/99; +PR 1KB / 1KM		03.0137-9168.2	669168	VW
			➡	11/93→ 12/96		03.0137-9168.2	669168	VW
1.9 SDI	47	08/96→06/99	➡	01/97→ 05/99; +PR 1KB / 1KM		03.0137-9168.2	669168	VW
			➡	→ 12/96		03.0137-9168.2	669168	VW
1.9 TDI	66	08/96→10/02	➡	01/97→ 05/99; +PR 1KB / 1KM		03.0137-9168.2	669168	VW
			➡	06/99→ 09/02		03.0137-9168.2	669168	VW
			➡	→ 12/96		03.0137-9168.2	669168	VW
 Bremstrommel								
1.0	51	06/01→08/02	➡			24.0220-0032.1	480130	Ø 240 x 50,1 / 201,5
1.0 i	37	09/96→10/02	➡	06/99→ 09/02		24.0220-0032.1	480130	Ø 240 x 50,1 / 201,5
1.4	40	12/97→04/99	➡	- ABS		24.0218-0007.1	480003	Ø 211,5 x 38,5 / 181 - RLG
			➡			24.0218-0707.2	480211	Ø 211,5 x 38,5 / 181 + RLG
→								

	kw			 	! #		
SEAT - CORDOBA (6K1, 6K2) 02/93→12/02							
Bremstrommel							
1.4	40	12/97→04/99	➡	→ 6K-X-290000; + ABS		24.0220-0018.1 480019 24.0220-0718.2 480209	Ø 240 x 50 / 201 - RLG / - ABS Ring Ø 240 x 50 / 201 + RLG / - ABS Ring
			➡	6K-X-290001→; + ABS		24.0220-0032.1 480130	Ø 240 x 50,1 / 201,5
1.4 16V 1.9 SDI	55 50	05/00→10/02 06/99→10/02	➡	→ 09/02		24.0220-0032.1 480130	Ø 240 x 50,1 / 201,5
1.4 i 1.4 i 16V 1.6 i	44 74 74	06/94→10/02 09/96→10/02 07/96→10/02	➡	→ 05/99; - ABS		24.0218-0007.1 480003 24.0218-0707.2 480211	Ø 211,5 x 38,5 / 181 - RLG Ø 211,5 x 38,5 / 181 + RLG
			➡	→ 6K-X-290000; + ABS		24.0220-0018.1 480019 24.0220-0718.2 480209	Ø 240 x 50 / 201 - RLG / - ABS Ring Ø 240 x 50 / 201 + RLG / - ABS Ring
			➡	6K-X-290001→; → 05/99; + ABS		24.0220-0032.1 480130	Ø 240 x 50,1 / 201,5
			➡	06/99→ 09/02		24.0220-0032.1 480130	Ø 240 x 50,1 / 201,5
1.6 i	55	02/93→10/02	➡	11/93→ 05/99; - ABS		24.0218-0007.1 480003 24.0218-0707.2 480211	Ø 211,5 x 38,5 / 181 - RLG Ø 211,5 x 38,5 / 181 + RLG
			➡	11/93→; → 6K-X-290000; + ABS		24.0220-0018.1 480019 24.0220-0718.2 480209	Ø 240 x 50 / 201 - RLG / - ABS Ring Ø 240 x 50 / 201 + RLG / - ABS Ring
			➡	06/99→ 09/02		24.0220-0032.1 480130	Ø 240 x 50,1 / 201,5
			➡	6K-X-290001→; → 05/99; + ABS		24.0220-0032.1 480130	Ø 240 x 50,1 / 201,5
1.6 i 1.9 SDI	55 47	05/94→06/99 08/96→06/99	➡	→ 6K-X-290000		24.0220-0018.1 480019 24.0220-0718.2 480209	Ø 240 x 50 / 201 - RLG / - ABS Ring Ø 240 x 50 / 201 + RLG / - ABS Ring
			➡	6K-X-290001→; → 05/99		24.0220-0032.1 480130	Ø 240 x 50,1 / 201,5
1.8 i	66	02/93→09/02	➡	11/93→; → 6K-X-290000		24.0220-0018.1 480019 24.0220-0718.2 480209	Ø 240 x 50 / 201 - RLG / - ABS Ring Ø 240 x 50 / 201 + RLG / - ABS Ring
			➡	6K-X-290001→; → 05/99		24.0220-0032.1 480130	Ø 240 x 50,1 / 201,5
1.9 TDI	66	08/96→10/02	➡	→ 6K-X-290000		24.0220-0018.1 480019 24.0220-0718.2 480209	Ø 240 x 50 / 201 - RLG / - ABS Ring Ø 240 x 50 / 201 + RLG / - ABS Ring
			➡	6K-X-290001→; → 05/99		24.0220-0032.1 480130	Ø 240 x 50,1 / 201,5
			➡	06/99→ 09/02		24.0220-0032.1 480130	Ø 240 x 50,1 / 201,5
Bremsbackensatz							
1.0	51	06/01→08/02	➡			03.0137-0268.2 650268 03.0520-1517.3 691517	VW Ø 200 x 40 + HEB VW Ø 200 x 40 + RZ / + Zub TopKit
1.0 i	37	09/96→10/02	➡	06/99→ 09/02		03.0137-0268.2 650268 03.0520-1517.3 691517	VW Ø 200 x 40 + HEB VW Ø 200 x 40 + RZ / + Zub TopKit
1.4	40	12/97→04/99	➡	+PR 1KA		03.0137-0126.2 650126	Ø 180 x 31 + HEB
			➡	+PR 1KB / 1KM		03.0137-0268.2 650268	VW Ø 200 x 40 + HEB
			➡	- ABS		03.0420-0617.3 680617 03.0520-3917.3 693917	VW Ø 180 x 31 + RZ / + Zub Kit VW Ø 180 x 31 + RZ / + Zub TopKit
			➡	+ ABS		03.0525-0001.3 EQ0001 03.0420-1517.3 681517 03.0520-1517.3 691517	VW Ø 180 x 31 - RZ / + Zub Easy Quick VW Ø 200 x 40 + RZ / + Zub Kit VW Ø 200 x 40 + RZ / + Zub TopKit
1.4 16V 1.9 SDI	55 50	05/00→10/02 06/99→10/02	➡	→ 09/02		03.0137-0268.2 650268 03.0520-1517.3 691517	VW Ø 200 x 40 + HEB VW Ø 200 x 40 + RZ / + Zub TopKit
1.4 i 1.4 i 16V	44 74	06/94→10/02 09/96→10/02	➡	→ 12/96; - ABS		03.0137-0126.2 650126	Ø 180 x 31 + HEB
			➡	01/97→ 05/99; +PR 1KA		03.0137-0126.2 650126	Ø 180 x 31 + HEB
			➡	01/97→ 05/99; +PR 1KB / 1KM		03.0137-0268.2 650268	VW Ø 200 x 40 + HEB
→			➡	06/99→ 09/02		03.0137-0268.2 650268	VW Ø 200 x 40 + HEB










	kw			 	! #		
SEAT - CORDOBA (6K1, 6K2) 02/93→12/02							
Bremsbackensatz							
1.4 i 1.4 i 16V	44 74	06/94→10/02 09/96→10/02	➡ 06/99→ 09/02	03.0520-1517.3	691517	VW Ø 200 x 40 + RZ / + Zub TopKit	
			➡ → 12/96; + ABS	03.0137-0268.2	650268	VW Ø 200 x 40 + HEB	
			➡ → 05/99; - ABS	03.0420-0617.3	680617	VW Ø 180 x 31 + RZ / + Zub Kit	
				03.0520-3917.3	693917	VW Ø 180 x 31 + RZ / + Zub TopKit	
			➡ → 05/99; + ABS	03.0525-0001.3	EQ0001	VW Ø 180 x 31 - RZ / + Zub Easy Quick	
			➡ → 05/99; + ABS	03.0420-1517.3	681517	VW Ø 200 x 40 + RZ / + Zub Kit	
				03.0520-1517.3	691517	VW Ø 200 x 40 + RZ / + Zub TopKit	
1.6 i	55	02/93→10/02	➡ 11/93→ 12/96; - ABS	03.0137-0126.2	650126	Ø 180 x 31 + HEB	
			➡ 01/97→ 05/99; +PR 1KA	03.0137-0126.2	650126	Ø 180 x 31 + HEB	
			➡ 01/97→ 05/99; +PR 1KB / 1KM	03.0137-0268.2	650268	VW Ø 200 x 40 + HEB	
			➡ 06/99→ 09/02	03.0137-0268.2	650268	VW Ø 200 x 40 + HEB	
				03.0520-1517.3	691517	VW Ø 200 x 40 + RZ / + Zub TopKit	
			➡ 11/93→ 12/96; + ABS	03.0137-0268.2	650268	VW Ø 200 x 40 + HEB	
			➡ 11/93→ 05/99; - ABS	03.0420-0617.3	680617	VW Ø 180 x 31 + RZ / + Zub Kit	
	03.0520-3917.3	693917	VW Ø 180 x 31 + RZ / + Zub TopKit				
			➡ 11/93→ 05/99; + ABS	03.0525-0001.3	EQ0001	VW Ø 180 x 31 - RZ / + Zub Easy Quick	
			➡ 11/93→ 05/99; + ABS	03.0420-1517.3	681517	VW Ø 200 x 40 + RZ / + Zub Kit	
				03.0520-1517.3	691517	VW Ø 200 x 40 + RZ / + Zub TopKit	
1.6 i	55	05/94→06/99	➡ → 05/99; +PR 1KB / 1KM	03.0137-0268.2	650268	VW Ø 200 x 40 + HEB	
			➡ → 05/99	03.0420-1517.3	681517	VW Ø 200 x 40 + RZ / + Zub Kit	
				03.0520-1517.3	691517	VW Ø 200 x 40 + RZ / + Zub TopKit	
1.6 i	74	07/96→10/02	➡ → 12/96; - ABS	03.0137-0126.2	650126	Ø 180 x 31 + HEB	
			➡ 01/97→ 05/99; +PR 1KA	03.0137-0126.2	650126	Ø 180 x 31 + HEB	
			➡ 01/97→ 05/99; +PR 1KB / 1KM	03.0137-0268.2	650268	VW Ø 200 x 40 + HEB	
			➡ 06/99→ 09/02	03.0137-0268.2	650268	VW Ø 200 x 40 + HEB	
			➡ → 12/96; + ABS	03.0137-0268.2	650268	VW Ø 200 x 40 + HEB	
			➡ → 05/99; - ABS	03.0420-0617.3	680617	VW Ø 180 x 31 + RZ / + Zub Kit	
				03.0520-3917.3	693917	VW Ø 180 x 31 + RZ / + Zub TopKit	
			➡ → 05/99; + ABS	03.0525-0001.3	EQ0001	VW Ø 180 x 31 - RZ / + Zub Easy Quick	
			➡ → 05/99; + ABS	03.0420-1517.3	681517	VW Ø 200 x 40 + RZ / + Zub Kit	
				03.0520-1517.3	691517	VW Ø 200 x 40 + RZ / + Zub TopKit	
1.8 i	66	02/93→09/02	➡ 01/97→ 05/99; +PR 1KB / 1KM	03.0137-0268.2	650268	VW Ø 200 x 40 + HEB	
			➡ 11/93→ 12/96	03.0137-0268.2	650268	VW Ø 200 x 40 + HEB	
			➡ 11/93→ 05/99	03.0420-1517.3	681517	VW Ø 200 x 40 + RZ / + Zub Kit	
				03.0520-1517.3	691517	VW Ø 200 x 40 + RZ / + Zub TopKit	
1.9 SDI	47	08/96→06/99	➡ 01/97→ 05/99; +PR 1KB / 1KM	03.0137-0268.2	650268	VW Ø 200 x 40 + HEB	
			➡ → 12/96	03.0137-0268.2	650268	VW Ø 200 x 40 + HEB	
			➡ → 05/99	03.0420-1517.3	681517	VW Ø 200 x 40 + RZ / + Zub Kit	
				03.0520-1517.3	691517	VW Ø 200 x 40 + RZ / + Zub TopKit	
1.9 TDI	66	08/96→10/02	➡ 06/99→ 09/02	03.0137-0268.2	650268	VW Ø 200 x 40 + HEB	
				03.0520-1517.3	691517	VW Ø 200 x 40 + RZ / + Zub TopKit	
			➡ 01/97→ 05/99; +PR 1KB / 1KM	03.0137-0268.2	650268	VW Ø 200 x 40 + HEB	
			➡ → 12/96	03.0137-0268.2	650268	VW Ø 200 x 40 + HEB	
			➡ → 05/99	03.0420-1517.3	681517	VW Ø 200 x 40 + RZ / + Zub Kit	
				03.0520-1517.3	691517	VW Ø 200 x 40 + RZ / + Zub TopKit	
→							








	kW					! #		
SEAT - CORDOBA (6K1, 6K2) 02/93→12/02								
Seilzug, Feststellbremse								
1.0	51	06/01→08/02		Trommelbremse; 	2	24.3727-0162.2	580162	L= 1.514
1.0 i	37	09/96→10/02		06/99→ 09/02; Trommelbremse; 	2	24.3727-0162.2	580162	L= 1.514
1.9 TDI	66	08/96→10/02						
1.4	40	12/97→04/99		6K-W-169290→; - ABS; 	2	24.3727-0161.2	580161	L= 1.512
				6K-ZR663843→ 6K-W-169289; 	2	24.3727-0161.2	580161	L= 1.512
				6K-ZR126719→ 6K-W-169289; 	2	24.3727-0161.2	580161	L= 1.512
				6K-W-169290→; + ABS; 	2	24.3727-0162.2	580162	L= 1.514
				→ 6K-ZR549075; 	2	24.3727-2703.2	582703	L= 1.503
				→ 6K-ZR037976; 	2	24.3727-2703.2	582703	L= 1.503
				6K-ZR037977→ 6K-ZR126718; 	2	24.3727-2706.2	582706	L= 1.532
	6K-ZR549076→ 6K-ZR663842; 	2	24.3727-2706.2	582706	L= 1.532			
1.4 16V	55	05/00→10/02		→ 09/02; Trommelbremse; 	2	24.3727-0162.2	580162	L= 1.514
1.9 SDI	50	06/99→10/02						
1.4 i 1.4 i 16V 1.6 i	44 74 74	06/94→10/02 09/96→10/02 07/96→10/02		6K-W-169290→; → 05/99; - ABS; 	2	24.3727-0161.2	580161	L= 1.512
				6K-ZR126719→ 6K-W-169289; 	2	24.3727-0161.2	580161	L= 1.512
				6K-ZR663843→ 6K-W-169289; 	2	24.3727-0161.2	580161	L= 1.512
				06/99→ 09/02; Trommelbremse; 	2	24.3727-0162.2	580162	L= 1.514
				6K-W-169290→; → 05/99; + ABS; 	2	24.3727-0162.2	580162	L= 1.514
				→ 6K-ZR037976; 	2	24.3727-2703.2	582703	L= 1.503
				→ 6K-ZR549075; 	2	24.3727-2703.2	582703	L= 1.503
				6K-ZR037977→ 6K-ZR126718; 	2	24.3727-2706.2	582706	L= 1.532
	6K-ZR549076→ 6K-ZR663842; 	2	24.3727-2706.2	582706	L= 1.532			
1.6 i	55	02/93→10/02		6K-ZR663843→ 6K-W-169289; 	2	24.3727-0161.2	580161	L= 1.512
				6K-ZR126719→ 6K-W-169289; 	2	24.3727-0161.2	580161	L= 1.512
				6K-W-169290→; → 05/99; - ABS; 	2	24.3727-0161.2	580161	L= 1.512
				06/99→ 09/02; Trommelbremse; 	2	24.3727-0162.2	580162	L= 1.514
				6K-W-169290→; → 05/99; + ABS; 	2	24.3727-0162.2	580162	L= 1.514
				11/93→; → 6K-ZR549075; 	2	24.3727-2703.2	582703	L= 1.503
				11/93→; → 6K-ZR037976; 	2	24.3727-2703.2	582703	L= 1.503
				6K-ZR549076→ 6K-ZR663842; 	2	24.3727-2706.2	582706	L= 1.532
	6K-ZR037977→ 6K-ZR126718; 	2	24.3727-2706.2	582706	L= 1.532			
1.8 T 20V Cupra	115	07/00→10/02		→ 09/02; Scheibenbremse; 	2	24.3727-0165.2	580165	L= 1.641
1.9 TDI	81	03/97→10/02		06/99→ 09/02; Scheibenbremse; 	2	24.3727-0165.2	580165	L= 1.641
2.0 i 2.0 i 16V	85 110	02/93→06/99 08/96→06/99		6K-W-169290→; → 05/99; Scheibenbremse; 	2	24.3727-0165.2	580165	L= 1.641
				6K-ZR085726→ 6K-V-000537; Scheibenbremse; 	2	24.3727-2704.2	582704	L= 1.632
				6K-ZR610015→ 6K-V-013236; Scheibenbremse; 	2	24.3727-2704.2	582704	L= 1.632
SEAT - CORDOBA (6L2) 09/02→11/09								
Radbremszylinder								
1.2 1.2 12V 1.4 16V	47 51	10/02→06/06 05/06→11/09		6L-7-108 001→	2	24.3217-0908.3	020167	ALU
				→ 6L-7-108 000				
1.4 16V 1.4 TDI 1.6 1.6 16V 1.9 SDI 1.9 TDI 2.0	55 74 51 59 74 77 47 74 96 85	09/02→11/09 10/02→11/09 04/03→11/09 11/06→11/09 09/02→11/09 09/02→11/09 09/02→11/09			2	24.3219-0909.3	020188	ALU
Zubehörsatz, Bremsbacken								
1.2 1.4 TDI	47 55	10/02→06/06 10/02→12/05			03.0137-9168.2	669168	VW	
1.2 12V 1.4 16V 1.4 TDI 1.6 1.6 16V 1.9 TDI	51 63 74 51 59 74 77 96	05/06→11/09 10/02→11/09 05/05→11/09 04/03→11/09 11/06→11/09 10/02→11/09		→ 06/09	03.0137-9168.2	669168	VW	
1.4 16V	55	09/02→12/07		10/02→	03.0137-9168.2	669168	VW	
1.9 SDI 1.9 TDI →	47 74	09/02→11/09 09/02→11/09		10/02→ 06/09	03.0137-9168.2	669168	VW	

	kW			 	! #		
SEAT - CORDOBA (6L2) 09/02→11/09							
Zubehörsatz, Bremsbacken							
2.0	85	09/02→11/09	➔	10/02→ 06/09		03.0137-9168.2 669168	VW
Bremstrommel							
1.2 1.4 TDI	47 55	10/02→06/06 10/02→12/05	➔			24.0220-0037.1 480161	Ø 240 x 50,1 / 201,5
1.2 12V 1.4 16V	51 63 - 74	05/06→11/09 10/02→11/09	➔	→ 06/09		24.0220-0037.1 480161	Ø 240 x 50,1 / 201,5
1.4 TDI	51 - 59 74	05/05→11/09 04/03→11/09					
1.6 1.6 16V 1.9 TDI	77 96	11/06→11/09 10/02→11/09					
1.4 16V	55	09/02→12/07	➔	10/02→		24.0220-0037.1 480161	Ø 240 x 50,1 / 201,5
1.9 SDI 1.9 TDI 2.0	47 74 85	09/02→11/09 09/02→11/09 09/02→11/09	➔	10/02→ 06/09		24.0220-0037.1 480161	Ø 240 x 50,1 / 201,5
Bremsbackensatz							
1.2 1.4 TDI	47 55	10/02→06/06 10/02→12/05	➔			03.0137-0268.2 650268	VW Ø 200 x 40 + HEB
			➔	6L-7-108 001→		03.0520-4817.3 694817	Ø 200 x 40 + RZ / + Zub TopKit
			➔	→ 6L-7-108 000		03.0520-8219.3 698219	VW Ø 200 x 40 + RZ / + Zub TopKit
1.2 12V 1.4 16V	51 63 - 74	05/06→11/09 10/02→11/09	➔	→ 06/09		03.0137-0268.2 650268	VW Ø 200 x 40 + HEB
1.4 TDI	51 - 59 74	05/05→11/09 04/03→11/09	➔	→ 06/09		03.0520-4817.3 694817	Ø 200 x 40 + RZ / + Zub TopKit
1.6 1.6 16V 1.9 TDI	77 96	11/06→11/09 10/02→11/09					
1.4 16V	55	09/02→12/07	➔	10/02→		03.0137-0268.2 650268	VW Ø 200 x 40 + HEB
			➔	6L-7-108 001→		03.0520-4817.3 694817	Ø 200 x 40 + RZ / + Zub TopKit
			➔	→ 6L-7-108 000		03.0520-8219.3 698219	VW Ø 200 x 40 + RZ / + Zub TopKit
1.9 SDI 1.9 TDI 2.0	47 74 85	09/02→11/09 09/02→11/09 09/02→11/09	➔	10/02→ 06/09		03.0137-0268.2 650268	VW Ø 200 x 40 + HEB
			➔	6L-7-108 001→		03.0520-4817.3 694817	Ø 200 x 40 + RZ / + Zub TopKit
			➔	→ 6L-7-108 000		03.0520-8219.3 698219	VW Ø 200 x 40 + RZ / + Zub TopKit
Seilzug, Feststellbremse							
1.2 1.4 TDI	47 55	10/02→06/06 10/02→12/05		+PR 1JB / 1KD / 1KK / 1KP / 1KS / 1KT; für Fahrzeuge mit Schlechtwegeausführung; 	2	24.3727-0176.2 580176	L= 1.640
				+PR 1JB / 1KD / 1KK / 1KP / 1KS / 1KT; für Fahrzeuge mit Schlechtwegeausführung; Scheibenbremse; 	2	24.3727-0198.2 580198	L= 1.645
				für Fahrzeuge ohne Schlechtwegeausführung; 	2	24.3727-0199.2 580199	L= 1.580
				+PR 1JB / 1KM; für Fahrzeuge mit Schlechtwegeausführung; 	2	24.3727-2504.2 582504	L= 1.580
1.2 12V 1.4 16V	51 63 - 74	05/06→11/09 10/02→11/09		→ 06/09; +PR 1JB / 1KD / 1KK / 1KP / 1KS / 1KT; für Fahrzeuge mit Schlechtwegeausführung; 	2	24.3727-0176.2 580176	L= 1.640
1.4 TDI	51 - 59 74	05/05→11/09 04/03→11/09		→ 06/09; +PR 1JB / 1KD / 1KK / 1KP / 1KS / 1KT; für Fahrzeuge mit Schlechtwegeausführung; Scheibenbremse; 	2	24.3727-0198.2 580198	L= 1.645
1.6 1.6 16V 1.9 TDI	77 96	11/06→11/09 10/02→11/09		→ 06/09; für Fahrzeuge ohne Schlechtwegeausführung; 	2	24.3727-0199.2 580199	L= 1.580
				→ 06/09; +PR 1JB / 1KM; für Fahrzeuge mit Schlechtwegeausführung; 	2	24.3727-2504.2 582504	L= 1.580
1.4 16V	55	09/02→12/07		10/02→; +PR 1JB / 1KD / 1KK / 1KP / 1KS / 1KT; für Fahrzeuge mit Schlechtwegeausführung; 	2	24.3727-0176.2 580176	L= 1.640
				10/02→; +PR 1JB / 1KD / 1KK / 1KP / 1KS / 1KT; für Fahrzeuge mit Schlechtwegeausführung; Scheibenbremse; 	2	24.3727-0198.2 580198	L= 1.645
				10/02→; für Fahrzeuge ohne Schlechtwegeausführung; 	2	24.3727-0199.2 580199	L= 1.580
				10/02→; +PR 1JB / 1KM; für Fahrzeuge mit Schlechtwegeausführung; 	2	24.3727-2504.2 582504	L= 1.580
➔							


	kw			 	! #		
SEAT - CORDOBA (6L2) 09/02→11/09							
 Seilzug, Feststellbremse							
1.9 SDI 1.9 TDI 2.0	47	09/02→11/09		10/02→ 06/09; +PR 1JB / 1KD / 1KK / 1KP / 1KS / 1KT; für Fahrzeuge mit Schlechtwegeausführung; ⚠	2	24.3727-0176.2 580176	L= 1.640
	74	09/02→11/09		10/02→ 06/09; +PR 1JB / 1KD / 1KK / 1KP / 1KS / 1KT; für Fahrzeuge mit Schlechtwegeausführung; Scheibenbremse; ⚠	2	24.3727-0198.2 580198	L= 1.645
	85	09/02→11/09		10/02→ 06/09; für Fahrzeuge ohne Schlechtwegeausführung; ⚠	2	24.3727-0199.2 580199	L= 1.580
				10/02→ 06/09; +PR 1JB / 1KM; für Fahrzeuge mit Schlechtwegeausführung; ⚠	2	24.3727-2504.2 582504	L= 1.580
SEAT - CORDOBA Vario (6K5) 07/96→12/02							
 Radbremszylinder							
1.4	74	02/00→07/00	➡		2	03.3217-2112.3 020027	GG
			➡	+PR 1KA / 1KB	2	24.3217-0908.3 020167	ALU
			➡	+PR 1KM	2	24.3219-0909.3 020188	ALU
1.4 16V 1.9 SDI	55 50	06/99→12/02 06/99→12/02	➡	→ 09/02	2	24.3217-0908.3 020167	ALU
			➡				
1.4 i 1.6 i	44 55	09/96→12/02 09/96→12/02	➡	→ 12/96	2	03.3217-2112.3 020027	GG
			➡		2	24.3217-0908.3 020167	ALU
			➡	06/99→ 09/02	2	24.3217-0908.3 020167	ALU
			➡	01/97→ 05/99; +PR 1KA / 1KB	2	24.3217-0908.3 020167	ALU
1.6 i	55	05/97→06/99	➡	→ 05/99; +PR 1KA / 1KB	2	24.3217-0908.3 020167	ALU
			➡	→ 05/99; +PR 1KB	2	24.3217-0908.3 020167	ALU
			➡	→ 05/99; +PR 1KM	2	24.3219-0909.3 020188	ALU
1.6 i	74	09/96→12/02	➡	→ 12/96	2	03.3217-2112.3 020027	GG
			➡		2	24.3217-0908.3 020167	ALU
			➡	01/97→ 05/99; +PR 1KA / 1KB	2	24.3217-0908.3 020167	ALU
			➡	06/99→ 09/02	2	24.3219-0909.3 020188	ALU
1.9 SDI	47	09/96→06/99	➡	→ 12/96	2	03.3217-2112.3 020027	GG
			➡		2	24.3217-0908.3 020167	ALU
			➡	01/97→ 05/99; +PR 1KB	2	24.3217-0908.3 020167	ALU
1.9 TDI	66	08/96→12/02	➡	→ 12/96	2	03.3217-2112.3 020027	GG
			➡		2	24.3217-0908.3 020167	ALU
			➡	06/99→ 09/02	2	24.3217-0908.3 020167	ALU
			➡	01/97→ 05/99; +PR 1KB	2	24.3217-0908.3 020167	ALU
			➡	01/97→ 05/99; +PR 1KM	2	24.3219-0909.3 020188	ALU
			➡				
			➡				
			➡				
Zubehörsatz, Bremsbacken							
1.4	74	02/00→07/00	➡	+PR 1KA		03.0137-9008.2 669008	
			➡	- ABS		03.0137-9008.2 669008	
			➡			03.0137-9168.2 669168	VW
			➡	+PR 1KB / 1KM		03.0137-9168.2 669168	VW
			➡	+ ABS		03.0137-9168.2 669168	VW
1.4 16V 1.9 SDI	55 50	06/99→12/02 06/99→12/02	➡	→ 09/02		03.0137-9168.2 669168	VW
			➡				
1.4 i 1.6 i	44 55 - 74	09/96→12/02 09/96→12/02	➡	01/97→ 05/99; +PR 1KA		03.0137-9008.2 669008	
			➡	→ 12/96; - ABS		03.0137-9008.2 669008	
			➡	01/97→ 05/99; +PR 1KB / 1KM		03.0137-9168.2 669168	VW
			➡	06/99→ 09/02		03.0137-9168.2 669168	VW
1.6 i	55	05/97→06/99	➡	→ 12/96; + ABS		03.0137-9168.2 669168	VW
			➡	→ 05/99; +PR 1KA		03.0137-9008.2 669008	
			➡	→ 05/99; +PR 1KB / 1KM		03.0137-9168.2 669168	VW
1.9 SDI	47	09/96→06/99	➡	01/97→ 05/99; +PR 1KB / 1KM		03.0137-9168.2 669168	VW
→							





























	kw			 	! #		
SEAT - CORDOBA Vario (6K5) 07/96→12/02							
Zubehörsatz, Bremsbacken							
1.9 SDI	47	09/96→06/99	➡	→ 12/96		03.0137-9168.2 669168	VW
1.9 TDI	66	08/96→12/02	➡	01/97→ 05/99; +PR 1KB / 1KM		03.0137-9168.2 669168	VW
			➡	06/99→ 09/02		03.0137-9168.2 669168	VW
			➡	→ 12/96		03.0137-9168.2 669168	VW
 Bremstrommel							
1.4	74	02/00→07/00	➡	- ABS		24.0218-0007.1 480003	Ø 211,5 x 38,5 / 181 - RLG
			➡	→ 6K-X-290000; + ABS		24.0218-0707.2 480211	Ø 211,5 x 38,5 / 181 + RLG
			➡			24.0220-0018.1 480019	Ø 240 x 50 / 201 - RLG / - ABS Ring
			➡			24.0220-0718.2 480209	Ø 240 x 50 / 201 + RLG / - ABS Ring
			➡	6K-X-290001→; + ABS		24.0220-0032.1 480130	Ø 240 x 50,1 / 201,5
1.4 16V 1.9 SDI	55 50	06/99→12/02 06/99→12/02	➡	→ 09/02		24.0220-0032.1 480130	Ø 240 x 50,1 / 201,5
			➡				
1.4 i 1.6 i	44 55 - 74	09/96→12/02 09/96→12/02	➡	→ 05/99; - ABS		24.0218-0007.1 480003	Ø 211,5 x 38,5 / 181 - RLG
			➡			24.0218-0707.2 480211	Ø 211,5 x 38,5 / 181 + RLG
			➡	→ 6K-X-290000; + ABS		24.0220-0018.1 480019	Ø 240 x 50 / 201 - RLG / - ABS Ring
			➡			24.0220-0718.2 480209	Ø 240 x 50 / 201 + RLG / - ABS Ring
			➡	6K-X-290001→; → 05/99; + ABS		24.0220-0032.1 480130	Ø 240 x 50,1 / 201,5
1.6 i	55	05/97→06/99	➡	→ 05/99; - ABS		24.0218-0007.1 480003	Ø 211,5 x 38,5 / 181 - RLG
			➡			24.0218-0707.2 480211	Ø 211,5 x 38,5 / 181 + RLG
			➡	→ 6K-X-290000		24.0220-0018.1 480019	Ø 240 x 50 / 201 - RLG / - ABS Ring
			➡			24.0220-0718.2 480209	Ø 240 x 50 / 201 + RLG / - ABS Ring
			➡	→ 6K-X-290000; + ABS		24.0220-0018.1 480019	Ø 240 x 50 / 201 - RLG / - ABS Ring
1.9 SDI	47	09/96→06/99	➡	→ 6K-X-290000		24.0220-0018.1 480019	Ø 240 x 50 / 201 - RLG / - ABS Ring
			➡			24.0220-0718.2 480209	Ø 240 x 50 / 201 + RLG / - ABS Ring
			➡	6K-X-290001→; → 05/99		24.0220-0032.1 480130	Ø 240 x 50,1 / 201,5
			➡	6K-X-290001→; → 05/99; + ABS		24.0220-0032.1 480130	Ø 240 x 50,1 / 201,5
			➡				
1.9 TDI	66	08/96→12/02	➡	→ 6K-X-290000		24.0220-0018.1 480019	Ø 240 x 50 / 201 - RLG / - ABS Ring
			➡			24.0220-0718.2 480209	Ø 240 x 50 / 201 + RLG / - ABS Ring
			➡	6K-X-290001→; → 05/99		24.0220-0032.1 480130	Ø 240 x 50,1 / 201,5
			➡	06/99→ 09/02		24.0220-0032.1 480130	Ø 240 x 50,1 / 201,5
 Bremsbackensatz							
1.4	74	02/00→07/00	➡	+PR 1KA		03.0137-0126.2 650126	Ø 180 x 31 + HEB
			➡	- ABS		03.0137-0126.2 650126	Ø 180 x 31 + HEB
			➡			03.0420-0617.3 680617	VW Ø 180 x 31 + RZ / + Zub Kit
			➡			03.0520-3917.3 693917	VW Ø 180 x 31 + RZ / + Zub TopKit
			➡			03.0525-0001.3 EQ0001	VW Ø 180 x 31 - RZ / + Zub Easy Quick
			➡			03.0137-0268.2 650268	VW Ø 200 x 40 + HEB
			➡			03.0520-1517.3 691517	VW Ø 200 x 40 + RZ / + Zub TopKit
→			➡	+PR 1KB / 1KM		03.0137-0268.2 650268	VW Ø 200 x 40 + HEB
			➡	+ ABS		03.0137-0268.2 650268	VW Ø 200 x 40 + HEB
			➡			03.0420-1517.3 681517	VW Ø 200 x 40 + RZ / + Zub Kit
➡			03.0520-1517.3 691517	VW Ø 200 x 40 + RZ / + Zub TopKit			

	kw			 	! #		
SEAT - CORDOBA Vario (6K5) 07/96→12/02							
Bremsbackensatz							
1.4 16V 1.9 SDI	55	06/99→12/02	➔	→ 09/02		03.0137-0268.2 650268	VW Ø 200 x 40 + HEB
	50	06/99→12/02				03.0520-1517.3 691517	VW Ø 200 x 40 + RZ / + Zub TopKit
1.4 i 1.6 i	44	09/96→12/02	➔	→ 12/96; - ABS		03.0137-0126.2 650126	Ø 180 x 31 + HEB
	55	09/96→12/02	➔	01/97→ 05/99; +PR 1KA		03.0137-0126.2 650126	Ø 180 x 31 + HEB
			➔	01/97→ 05/99; +PR 1KB / 1KM		03.0137-0268.2 650268	VW Ø 200 x 40 + HEB
			➔	06/99→ 09/02		03.0137-0268.2 650268	VW Ø 200 x 40 + HEB
			➔	→ 12/96; + ABS		03.0137-0268.2 650268	VW Ø 200 x 40 + HEB
			➔	→ 05/99; - ABS		03.0420-0617.3 680617	VW Ø 180 x 31 + RZ / + Zub Kit
						03.0520-3917.3 693917	VW Ø 180 x 31 + RZ / + Zub TopKit
						03.0525-0001.3 EQ0001	VW Ø 180 x 31 - RZ / + Zub Easy Quick
1.6 i	55	05/97→06/99	➔	→ 05/99; +PR 1KA		03.0137-0126.2 650126	Ø 180 x 31 + HEB
			➔	→ 05/99; +PR 1KB / 1KM		03.0137-0268.2 650268	VW Ø 200 x 40 + HEB
			➔	→ 05/99; - ABS		03.0420-0617.3 680617	VW Ø 180 x 31 + RZ / + Zub Kit
						03.0520-3917.3 693917	VW Ø 180 x 31 + RZ / + Zub TopKit
						03.0525-0001.3 EQ0001	VW Ø 180 x 31 - RZ / + Zub Easy Quick
			➔	→ 05/99; + ABS		03.0420-1517.3 681517	VW Ø 200 x 40 + RZ / + Zub Kit
1.6 i	74	09/96→12/02	➔	→ 12/96; - ABS		03.0137-0126.2 650126	Ø 180 x 31 + HEB
			➔	01/97→ 05/99; +PR 1KA		03.0137-0126.2 650126	Ø 180 x 31 + HEB
			➔	01/97→ 05/99; +PR 1KB / 1KM		03.0137-0268.2 650268	VW Ø 200 x 40 + HEB
			➔	06/99→ 09/02		03.0137-0268.2 650268	VW Ø 200 x 40 + HEB
			➔	→ 12/96; + ABS		03.0137-0268.2 650268	VW Ø 200 x 40 + HEB
			➔	→ 05/99; - ABS		03.0420-0617.3 680617	VW Ø 180 x 31 + RZ / + Zub Kit
						03.0520-3917.3 693917	VW Ø 180 x 31 + RZ / + Zub TopKit
						03.0525-0001.3 EQ0001	VW Ø 180 x 31 - RZ / + Zub Easy Quick
1.9 SDI	47	09/96→06/99	➔	01/97→ 05/99; +PR 1KB / 1KM		03.0137-0268.2 650268	VW Ø 200 x 40 + HEB
			➔	→ 12/96		03.0137-0268.2 650268	VW Ø 200 x 40 + HEB
			➔	→ 05/99		03.0420-1517.3 681517	VW Ø 200 x 40 + RZ / + Zub Kit
1.9 TDI	66	08/96→12/02	➔	06/99→ 09/02		03.0137-0268.2 650268	VW Ø 200 x 40 + HEB
						03.0520-1517.3 691517	VW Ø 200 x 40 + RZ / + Zub TopKit
			➔	01/97→ 05/99; +PR 1KB / 1KM		03.0137-0268.2 650268	VW Ø 200 x 40 + HEB
			➔	→ 12/96		03.0137-0268.2 650268	VW Ø 200 x 40 + HEB
			➔	→ 05/99		03.0420-1517.3 681517	VW Ø 200 x 40 + RZ / + Zub Kit
					03.0520-1517.3 691517	VW Ø 200 x 40 + RZ / + Zub TopKit	
Seilzug, Feststellbremse							
1.4 ➔	74	02/00→07/00		6K-W-169290→; - ABS; ⚠	2	24.3727-0161.2 580161	L= 1.512
				6K-ZR663843→ 6K-W-169289; ⚠	2	24.3727-0161.2 580161	L= 1.512
				6K-ZR126719→ 6K-W-169289; ⚠	2	24.3727-0161.2 580161	L= 1.512
				6K-W-169290→; + ABS; ⚠	2	24.3727-0162.2 580162	L= 1.514




SEAT - CORDOBA Vario (6K5) 07/96→12/02
 **Seilzug, Feststellbremse**

1.4	74	02/00→07/00	Trommelbremse; 	2	24.3727-0162.2	580162	L= 1.514
			→ 6K-ZR549075; 	2	24.3727-2703.2	582703	L= 1.503
			→ 6K-ZR037976; 	2	24.3727-2703.2	582703	L= 1.503
			6K-ZR037977→ 6K-ZR126718; 	2	24.3727-2706.2	582706	L= 1.532
			6K-ZR549076→ 6K-ZR663842; 	2	24.3727-2706.2	582706	L= 1.532
1.4 16V 1.9 SDI	55 50	06/99→12/02 06/99→12/02	→ 09/02; Trommelbremse; 	2	24.3727-0162.2	580162	L= 1.514
			6K-ZR663843→ 6K-W-169289; 	2	24.3727-0161.2	580161	L= 1.512
1.4 i 1.6 i	44 55 - 74	09/96→12/02 09/96→12/02	6K-ZR126719→ 6K-W-169289; 	2	24.3727-0161.2	580161	L= 1.512
			6K-W-169290→; → 05/99; - ABS; 	2	24.3727-0161.2	580161	L= 1.512
			06/99→ 09/02; Trommelbremse; 	2	24.3727-0162.2	580162	L= 1.514
			6K-W-169290→; → 05/99; + ABS; 	2	24.3727-0162.2	580162	L= 1.514
			→ 6K-ZR549075; 	2	24.3727-2703.2	582703	L= 1.503
			→ 6K-ZR037976; 	2	24.3727-2703.2	582703	L= 1.503
			6K-ZR037977→ 6K-ZR126718; 	2	24.3727-2706.2	582706	L= 1.532
			6K-ZR549076→ 6K-ZR663842; 	2	24.3727-2706.2	582706	L= 1.532
			6K-ZR663843→ 6K-W-169289; 	2	24.3727-0161.2	580161	L= 1.512
1.6 i	55	05/97→06/99	6K-ZR126719→ 6K-W-169289; 	2	24.3727-0161.2	580161	L= 1.512
			6K-W-169290→; → 05/99; - ABS; 	2	24.3727-0161.2	580161	L= 1.512
			6K-W-169290→; → 05/99; + ABS; 	2	24.3727-0162.2	580162	L= 1.514
			→ 6K-ZR037976; 	2	24.3727-2703.2	582703	L= 1.503
			→ 6K-ZR549075; 	2	24.3727-2703.2	582703	L= 1.503
			6K-ZR037977→ 6K-ZR126718; 	2	24.3727-2706.2	582706	L= 1.532
			6K-ZR549076→ 6K-ZR663842; 	2	24.3727-2706.2	582706	L= 1.532
1.9 TDI	66	08/96→12/02	06/99→ 09/02; Trommelbremse; 	2	24.3727-0162.2	580162	L= 1.514
1.9 TDI	81	07/97→12/02	06/99→ 09/02; Scheibenbremse; 	2	24.3727-0165.2	580165	L= 1.641

SEAT - CORDOBA VARIO Kasten/Kombi (6K5) 08/00→12/02
 **Seilzug, Feststellbremse**










1.9 TDI	81	08/00→12/02	→ 09/02; Scheibenbremse; 	2	24.3727-0165.2	580165	L= 1.641
---------	----	-------------	--------------------------------------------------------------------------------------------------------------	---	----------------	--------	----------

































SEAT - IBIZA II (6K1) 03/93→05/02
 **Radbremszylinder**





















1.0 16V 1.4 16V 1.9 SDI	51 55 50	10/99→02/02 05/00→02/02 08/99→02/02	→ 01/02	2	24.3217-0908.3	020167	ALU
			→ 07/99; - ABS	2	03.3217-2112.3	020027	GG
			08/99→ 01/02	2	24.3217-0908.3	020167	ALU
1.0 i 1.4 i 1.6 i 1.9 TDI	37 44 55 66	09/96→02/02 09/93→02/02 03/93→02/02 08/96→02/02	→ 07/99; + ABS	2	24.3219-0909.3	020188	ALU
			→ 07/99; - ABS	2	03.3217-2112.3	020027	GG
1.3 i 1.8 i 1.9 SDI	40 66 47	03/93→08/99 03/93→08/99 08/96→08/99	→ 07/99; + ABS	2	24.3219-0909.3	020188	ALU
			- ABS	2	03.3217-2112.3	020027	GG
			+ ABS	2	24.3217-0908.3	020167	ALU
1.4 1.6 i	40 55	12/97→04/99 09/94→06/99	→ 07/99; - ABS	2	03.3217-2112.3	020027	GG
			→ 07/99; + ABS	2	24.3217-0908.3	020167	ALU
1.4 i 16V 1.6 i	74 74	06/97→02/02 04/96→02/02	08/99→ 01/02	2	24.3219-0909.3	020188	ALU
			→ 07/99; - ABS	2	03.3217-2112.3	020027	GG
			→ 07/99; + ABS	2	24.3219-0909.3	020188	ALU
















Zubehörsatz, Bremsbacken















1.0 16V 1.4 16V 1.9 SDI	51 55 50	10/99→02/02 05/00→02/02 08/99→02/02	→ 01/02		03.0137-9168.2	669168	VW
			→ 07/99; - ABS		03.0137-9008.2	669008	
			→ 07/99; + ABS		03.0137-9168.2	669168	VW
1.0 i 1.4 i 1.4 i 16V 1.6 i	37 44 74 55 - 74	09/96→02/02 09/93→02/02 06/97→02/02 03/93→02/02	08/99→ 01/02		03.0137-9168.2	669168	VW
			→ 07/99; - ABS		03.0137-9008.2	669008	
1.3 i	40	03/93→08/99	→ 07/99		03.0137-9168.2	669168	VW
			- ABS		03.0137-9008.2	669008	
1.4 →	40	12/97→04/99	- ABS		03.0137-9008.2	669008	












	kW			 	! #		
SEAT - IBIZA II (6K1) 03/93→05/02							
Zubehörsatz, Bremsbacken							
1.6 i	55	09/94→06/99	➡	+ ABS		03.0137-9168.2 669168	VW
1.8 i	66	03/93→08/99	➡	→ 07/99		03.0137-9168.2 669168	VW
1.9 SDI	47	08/96→08/99					
1.9 TDI	66	08/96→02/02	➡	08/99→ 01/02		03.0137-9168.2 669168	VW
			➡	→ 07/99		03.0137-9168.2 669168	VW
 Bremstrommel							
1.0 16V	51	10/99→02/02	➡	→ 01/02		24.0220-0032.1 480130	Ø 240 x 50,1 / 201,5
1.4 16V	55	05/00→02/02					
1.9 SDI	50	08/99→02/02					
1.0 i	37	09/96→02/02	➡	→ 07/99; - ABS		24.0218-0007.1 480003	Ø 211,5 x 38,5 / 181 - RLG
1.4 i	44	09/93→02/02				24.0218-0707.2 480211	Ø 211,5 x 38,5 / 181 + RLG
1.4 i 16V	74	06/97→02/02					
1.6 i	55 - 74	03/93→02/02	➡	→ 07/99; + ABS		24.0220-0018.1 480019	Ø 240 x 50 / 201 - RLG / - ABS Ring
						24.0220-0718.2 480209	Ø 240 x 50 / 201 + RLG / - ABS Ring
			➡	08/99→ 01/02		24.0220-0032.1 480130	Ø 240 x 50,1 / 201,5
1.3 i	40	03/93→08/99	➡	→ 07/99; - ABS		24.0218-0007.1 480003	Ø 211,5 x 38,5 / 181 - RLG
						24.0218-0707.2 480211	Ø 211,5 x 38,5 / 181 + RLG
			➡	→ 07/99; + ABS		24.0220-0018.1 480019	Ø 240 x 50 / 201 - RLG / - ABS Ring
						24.0220-0718.2 480209	Ø 240 x 50 / 201 + RLG / - ABS Ring
1.4	40	12/97→04/99	➡	- ABS		24.0218-0007.1 480003	Ø 211,5 x 38,5 / 181 - RLG
1.6 i	55	09/94→06/99				24.0218-0707.2 480211	Ø 211,5 x 38,5 / 181 + RLG
			➡	+ ABS		24.0220-0018.1 480019	Ø 240 x 50 / 201 - RLG / - ABS Ring
						24.0220-0718.2 480209	Ø 240 x 50 / 201 + RLG / - ABS Ring
1.8 i	66	03/93→08/99	➡	→ 07/99		24.0220-0018.1 480019	Ø 240 x 50 / 201 - RLG / - ABS Ring
1.9 SDI	47	08/96→08/99				24.0220-0718.2 480209	Ø 240 x 50 / 201 + RLG / - ABS Ring
1.9 TDI	66	08/96→02/02	➡	→ 07/99		24.0220-0018.1 480019	Ø 240 x 50 / 201 - RLG / - ABS Ring
						24.0220-0718.2 480209	Ø 240 x 50 / 201 + RLG / - ABS Ring
			➡	08/99→ 01/02		24.0220-0032.1 480130	Ø 240 x 50,1 / 201,5
 Bremsbackensatz							
1.0 16V	51	10/99→02/02	➡	→ 01/02		03.0137-0268.2 650268	VW Ø 200 x 40 + HEB
1.4 16V	55	05/00→02/02				03.0520-1517.3 691517	VW Ø 200 x 40 + RZ / + Zub TopKit
1.9 SDI	50	08/99→02/02					
1.0 i	37	09/96→02/02	➡	→ 07/99; - ABS		03.0137-0126.2 650126	Ø 180 x 31 + HEB
1.4 i	44	09/93→02/02				03.0420-0617.3 680617	VW Ø 180 x 31 + RZ / + Zub Kit
1.6 i	55	03/93→02/02				03.0520-3917.3 693917	VW Ø 180 x 31 + RZ / + Zub TopKit
						03.0525-0001.3 EQ0001	VW Ø 180 x 31 - RZ / + Zub Easy Quick
			➡	→ 07/99; + ABS		03.0137-0268.2 650268	VW Ø 200 x 40 + HEB
						03.0420-1517.3 681517	VW Ø 200 x 40 + RZ / + Zub Kit
						03.0520-1517.3 691517	VW Ø 200 x 40 + RZ / + Zub TopKit
			➡	08/99→ 01/02		03.0137-0268.2 650268	VW Ø 200 x 40 + HEB
						03.0520-1517.3 691517	VW Ø 200 x 40 + RZ / + Zub TopKit
1.3 i	40	03/93→08/99	➡	→ 07/99; - ABS		03.0137-0126.2 650126	Ø 180 x 31 + HEB
						03.0420-0617.3 680617	VW Ø 180 x 31 + RZ / + Zub Kit
						03.0520-3917.3 693917	VW Ø 180 x 31 + RZ / + Zub TopKit
						03.0525-0001.3 EQ0001	VW Ø 180 x 31 - RZ / + Zub Easy Quick
			➡	→ 07/99		03.0137-0268.2 650268	VW Ø 200 x 40 + HEB
			➡	→ 07/99; + ABS		03.0420-1517.3 681517	VW Ø 200 x 40 + RZ / + Zub Kit
						03.0520-1517.3 691517	VW Ø 200 x 40 + RZ / + Zub TopKit
1.4	40	12/97→04/99	➡	- ABS		03.0137-0126.2 650126	Ø 180 x 31 + HEB
→							












	kw			 	! #				
SEAT - IBIZA II (6K1) 03/93→05/02									
Bremsbackensatz									
1.6 i	55	09/94→06/99	➡ - ABS			03.0420-0617.3 680617 03.0520-3917.3 693917 03.0525-0001.3 EQ0001	VW Ø 180 x 31 + RZ / + Zub Kit VW Ø 180 x 31 + RZ / + Zub TopKit VW Ø 180 x 31 - RZ / + Zub Easy Quick		
			➡ + ABS			03.0137-0268.2 650268 03.0420-1517.3 681517 03.0520-1517.3 691517	VW Ø 200 x 40 + HEB VW Ø 200 x 40 + RZ / + Zub Kit VW Ø 200 x 40 + RZ / + Zub TopKit		
1.4 i 16V 1.6 i	74 74	06/97→02/02 04/96→02/02	➡ → 07/99; - ABS			03.0137-0126.2 650126 03.0420-0617.3 680617 03.0520-3917.3 693917 03.0525-0001.3 EQ0001	Ø 180 x 31 + HEB VW Ø 180 x 31 + RZ / + Zub Kit VW Ø 180 x 31 + RZ / + Zub TopKit VW Ø 180 x 31 - RZ / + Zub Easy Quick		
			➡ → 07/99; + ABS			03.0137-0268.2 650268 03.0420-1517.3 681517 03.0520-1517.3 691517	VW Ø 200 x 40 + HEB VW Ø 200 x 40 + RZ / + Zub Kit VW Ø 200 x 40 + RZ / + Zub TopKit		
			➡ 08/99→ 01/02			03.0137-0268.2 650268	VW Ø 200 x 40 + HEB		
1.8 i 1.9 SDI	66 47	03/93→08/99 08/96→08/99	➡ → 07/99			03.0137-0268.2 650268 03.0420-1517.3 681517 03.0520-1517.3 691517	VW Ø 200 x 40 + HEB VW Ø 200 x 40 + RZ / + Zub Kit VW Ø 200 x 40 + RZ / + Zub TopKit		
			➡ 08/99→ 01/02			03.0137-0268.2 650268 03.0420-1517.3 681517 03.0520-1517.3 691517	VW Ø 200 x 40 + HEB VW Ø 200 x 40 + RZ / + Zub Kit VW Ø 200 x 40 + RZ / + Zub TopKit		
1.9 TDI	66	08/96→02/02	➡ 08/99→ 01/02			03.0137-0268.2 650268 03.0520-1517.3 691517	VW Ø 200 x 40 + HEB VW Ø 200 x 40 + RZ / + Zub TopKit		
			➡ → 07/99			03.0137-0268.2 650268 03.0420-1517.3 681517 03.0520-1517.3 691517	VW Ø 200 x 40 + HEB VW Ø 200 x 40 + RZ / + Zub Kit VW Ø 200 x 40 + RZ / + Zub TopKit		
Seilzug, Feststellbremse									
1.0 16V 1.4 16V 1.9 SDI	51 55 50	10/99→02/02 05/00→02/02 08/99→02/02	→ 01/02; Trommelbremse; 		2	24.3727-0162.2 580162	L= 1.514		
			1.0 i 1.4 i 1.4 i 16V 1.6 i	37 44 74 55 - 74	09/96→02/02 09/93→02/02 06/97→02/02 03/93→02/02	6K-W-169290→; → 07/99; - ABS; Trommelbremse; 	2	24.3727-0161.2 580161	L= 1.512
						6K-ZR126719→ 6K-W-169289; 	2	24.3727-0161.2 580161	L= 1.512
	6K-ZR663843→ 6K-W-169289; 	2	24.3727-0161.2 580161			L= 1.512			
	08/99→ 01/02; Trommelbremse; 	2	24.3727-0162.2 580162			L= 1.514			
	6K-W-169290→; → 07/99; + ABS; 	2	24.3727-0162.2 580162			L= 1.514			
	→ 6K-ZR037976; 	2	24.3727-2703.2 582703			L= 1.503			
	→ 6K-ZR549075; 	2	24.3727-2703.2 582703			L= 1.503			
	6K-ZR037977→ 6K-ZR126718; 	2	24.3727-2706.2 582706			L= 1.532			
	6K-ZR549076→ 6K-ZR663842; 	2	24.3727-2706.2 582706	L= 1.532					
1.3 i	40	03/93→08/99	6K-W-169290→; → 07/99; - ABS; Trommelbremse; 	2	24.3727-0161.2 580161	L= 1.512			
			6K-ZR663843→ 6K-W-169289; 	2	24.3727-0161.2 580161	L= 1.512			
			6K-ZR126719→ 6K-W-169289; 	2	24.3727-0161.2 580161	L= 1.512			
			6K-W-169290→; → 07/99; + ABS; 	2	24.3727-0162.2 580162	L= 1.514			
			→ 6K-ZR037976; 	2	24.3727-2703.2 582703	L= 1.503			
			→ 6K-ZR549075; 	2	24.3727-2703.2 582703	L= 1.503			
			6K-ZR037977→ 6K-ZR126718; 	2	24.3727-2706.2 582706	L= 1.532			
			6K-ZR549076→ 6K-ZR663842; 	2	24.3727-2706.2 582706	L= 1.532			
1.4 1.6 i	40 55	12/97→04/99 09/94→06/99	6K-W-169290→; - ABS; Trommelbremse; 	2	24.3727-0161.2 580161	L= 1.512			
			6K-ZR663843→ 6K-W-169289; 	2	24.3727-0161.2 580161	L= 1.512			
			6K-ZR126719→ 6K-W-169289; 	2	24.3727-0161.2 580161	L= 1.512			
			6K-W-169290→; + ABS; 	2	24.3727-0162.2 580162	L= 1.514			
			→ 6K-ZR037976; 	2	24.3727-2703.2 582703	L= 1.503			
			→ 6K-ZR549075; 	2	24.3727-2703.2 582703	L= 1.503			
			6K-ZR037977→ 6K-ZR126718;	2	24.3727-2706.2 582706	L= 1.532			
			6K-ZR549076→ 6K-ZR663842;	2	24.3727-2706.2 582706	L= 1.532			
1.8 T 20V Cupra →	115	07/00→02/02	→ 01/02; Scheibenbremse; 	2	24.3727-0165.2 580165	L= 1.641			













	kW			 	! #		
SEAT - IBIZA II (6K1) 03/93→05/02							
 Seilzug, Feststellbremse							
1.8 T 20V Cupra R	132	07/00→02/02		→ 01/02; Scheibenbremse; 	2	24.3727-0165.2 580165	L= 1.641
1.9 TDI	66	08/96→02/02		08/99→ 01/02; Trommelbremse; 	2	24.3727-0162.2 580162	L= 1.514
1.9 TDI	81	02/97→02/02		08/99→ 01/02; Scheibenbremse; 	2	24.3727-0165.2 580165	L= 1.641
				6K-W-169290→; → 07/99; Scheibenbremse; 	2	24.3727-0165.2 580165	L= 1.641
				6K-ZR085726→ 6K-V-000537; Scheibenbremse; 	2	24.3727-2704.2 582704	L= 1.632
				6K-ZR610015→ 6K-V-013236; Scheibenbremse; 	2	24.3727-2704.2 582704	L= 1.632
2.0 i 2.0 i 16V	85	03/93→08/99		6K-W-169290→; → 07/99; Scheibenbremse; 	2	24.3727-0165.2 580165	L= 1.641
	110	08/96→08/99		6K-ZR085726→ 6K-V-000537; Scheibenbremse; 	2	24.3727-2704.2 582704	L= 1.632
				6K-ZR610015→ 6K-V-013236; Scheibenbremse; 	2	24.3727-2704.2 582704	L= 1.632
SEAT - IBIZA III (6L1) 02/02→11/09							
 Radbremszylinder							
1.2	44 - 47	02/02→05/08	➔	6L-7-108 001→	2	24.3217-0908.3 020167	ALU
1.2 12V	51	05/06→11/09	➔	→ 6L-7-108 000		24.3219-0909.3 020188	ALU
1.4 16V	55 - 74	02/02→11/09					
1.4 TDI	51 - 59	05/02→11/09					
1.6	74	02/03→11/09					
1.6 16V	77	11/06→11/09					
1.9 SDI	47	02/02→12/05					
1.9 TDI	74 - 96	02/02→11/09					
1.9 TDI Cupra R	118	03/04→02/08					
1.9 TDI Joya Racer	112	07/03→06/04					
2.0	85	04/02→11/09					
Zubehörsatz, Bremsbacken							
1.2	44 - 47	02/02→05/08	➔			03.0137-9168.2 669168	VW
1.2 12V	51	05/06→11/09					
1.4 16V	55 - 74	02/02→11/09					
1.4 TDI	51 - 59	05/02→11/09					
1.6	74	02/03→11/09					
1.6 16V	77	11/06→11/09					
1.9 SDI	47	02/02→12/05					
1.9 TDI	74 - 96	02/02→11/09					
1.9 TDI Cupra R	118	03/04→02/08					
1.9 TDI Joya Racer	112	07/03→06/04					
2.0	85	04/02→11/09					
 Bremstrommel							
1.2	44 - 47	02/02→05/08	➔			24.0220-0037.1 480161	Ø 240 x 50,1 / 201,5
1.2 12V	51	05/06→11/09					
1.4 16V	55 - 74	02/02→11/09					
1.4 TDI	51 - 59	05/02→11/09					
1.6	74	02/03→11/09					
1.6 16V	77	11/06→11/09					
1.9 SDI	47	02/02→12/05					
1.9 TDI	74 - 96	02/02→11/09					
1.9 TDI Cupra R	118	03/04→02/08					
1.9 TDI Joya Racer	112	07/03→06/04					
2.0	85	04/02→11/09					
 Bremsbackensatz							
1.2	44 - 47	02/02→05/08	➔			03.0137-0268.2 650268	VW Ø 200 x 40 + HEB
1.2 12V	51	05/06→11/09	➔	6L-7-108 001→		03.0520-4817.3 694817	Ø 200 x 40 + RZ / + Zub TopKit
1.4 16V	55 - 74	02/02→11/09	➔	→ 6L-7-108 000		03.0520-8219.3 698219	VW Ø 200 x 40 + RZ / + Zub TopKit
1.4 TDI	51 - 59	05/02→11/09					
1.6	74	02/03→11/09					
1.6 16V	77	11/06→11/09					
➔							













	kw					! #		
SEAT - IBIZA III (6L1) 02/02→11/09								
 Bremsbackensatz								
1.9 SDI 1.9 TDI	47 74 - 96	02/02→12/05 02/02→11/09	➔				03.0137-0268.2 650268	VW Ø 200 x 40 + HEB
			➔	6L-7-108 001→			03.0520-4817.3 694817	Ø 200 x 40 + RZ / + Zub TopKit
1.9 TDI Cupra R 1.9 TDI Joya Racer 2.0	118 112 85	03/04→02/08 07/03→06/04 04/02→11/09	➔	→ 6L-7-108 000			03.0520-8219.3 698219	VW Ø 200 x 40 + RZ / + Zub TopKit
 Seilzug, Feststellbremse								
1.2	44 - 47	02/02→05/08		+PR 1KD / 1KK / 1KS / 1KT / 1SE / 1SJ; für Fahrzeuge mit Schlechtwegeausführung; Scheibenbremse; 	2	24.3727-0176.2 580176	L= 1.640	
1.2 12V 1.4 16V	51 - 55 - 74	05/06→11/09 02/02→11/09			2	24.3727-0198.2 580198	L= 1.645	
1.4 TDI	51 - 59	05/02→11/09		+PR 1KD / 1KK / 1KS / 1KT / 1SE / 1SJ; für Fahrzeuge ohne Schlechtwegeausführung; Scheibenbremse; 	2	24.3727-0197.2 580197	L= 1.645	
1.6 1.6 16V	74 - 77	02/03→11/09 11/06→11/09		+PR 1JB / 1KM; für Fahrzeuge ohne Schlechtwegeausführung; Trommelbremse; 	2	24.3727-0199.2 580199	L= 1.580	
1.8 T Cupra R 1.8 T FR 1.9 SDI 1.9 TDI	132 - 110 - 47 - 96	01/04→02/08 12/03→05/08 02/02→12/05 02/02→11/09		+PR 1JB / 1KM; für Fahrzeuge mit Schlechtwegeausführung; Trommelbremse; 	2	24.3727-2504.2 582504	L= 1.580	
1.9 TDI Cupra R 1.9 TDI Joya Racer 2.0	118 - 112 - 85	03/04→02/08 07/03→06/04 04/02→11/09						
SEAT - IBIZA IV (6J5, 6P1) 03/08→12/17								
 Radbremszylinder								
1.0 1.0 TSI	55 - 70 - 81	05/15→06/17 05/15→06/17	➔	+PR 1KM	2	24.3219-0909.3 020188	ALU	
1.2 1.2 TDI 1.2 TSI	44 - 55 - 63 - 81	07/09→05/11 06/10→05/15 09/10→06/17						
1.4 TDI	55 - 77	07/08→06/17						
1.6 1.6 LPG 1.9 TDI	81 - 60 - 66	07/15→06/17 05/11→05/15 07/08→06/10						
1.2 1.2 LPG 1.4 1.4 LPG 1.6 1.9 TDI	51 - 51 - 63 - 63 - 77 - 77	03/08→05/15 03/08→05/11 03/08→05/15 03/08→05/11 05/08→03/12 03/08→06/10	➔	07/08→; +PR 1KM	2	24.3219-0909.3 020188	ALU	
Zubehörsatz, Bremsbacken								
1.0 1.0 TSI	55 - 70 - 81	05/15→06/17 05/15→06/17	➔	+PR 1KM		03.0137-9168.2 669168	VW	
1.2 1.2 TDI 1.2 TSI	44 - 55 - 63 - 81	07/09→05/11 06/10→05/15 09/10→06/17						
1.4 TDI	55 - 77	07/08→06/17						
1.6 1.6 LPG 1.9 TDI	81 - 60 - 66	07/15→06/17 05/11→05/15 07/08→06/10						
1.2 1.2 LPG 1.4 1.4 LPG 1.6 1.9 TDI	51 - 51 - 63 - 63 - 77 - 77	03/08→05/15 03/08→05/11 03/08→05/15 03/08→05/11 05/08→03/12 03/08→06/10	➔	07/08→; +PR 1KM		03.0137-9168.2 669168	VW	
 Bremstrommel								
1.0 1.0 TSI	55 - 70 - 81	05/15→06/17 05/15→06/17	➔	+PR 1KM		24.0220-0037.1 480161	Ø 240 x 50,1 / 201,5	
1.2 1.2 TDI 1.2 TSI	44 - 55 - 63 - 81	07/09→05/11 06/10→05/15 09/10→06/17						
1.4 TDI	55 - 77	07/08→06/17						
1.6 1.6 LPG 1.9 TDI	81 - 60 - 66	07/15→06/17 05/11→05/15 07/08→06/10						
➔								

	kw					! #		
SEAT - IBIZA IV (6J5, 6P1) 03/08→12/17								
 Bremstrommel								
1.2 1.2 LPG 1.4 1.4 LPG 1.6 1.9 TDI	51 51 63 63 77 77	03/08→05/15 03/08→05/11 03/08→05/15 03/08→05/11 05/08→03/12 03/08→06/10	➔	07/08→; +PR 1KM			24.0220-0037.1 480161	Ø 240 x 50,1 / 201,5
 Bremsbackensatz								
1.0 1.0 TSI 1.2 1.2 TDI 1.2 TSI 1.4 TDI 1.6 1.6 LPG 1.9 TDI	55 70 - 81 44 55 63 - 81 55 - 77 81 60 66	05/15→06/17 05/15→06/17 07/09→05/11 06/10→05/15 09/10→06/17 07/08→06/17 07/15→06/17 05/11→05/15 07/08→06/10	➔	+PR 1KM			03.0137-0268.2 650268 03.0520-8219.3 698219	VW Ø 200 x 40 + HEB VW Ø 200 x 40 + RZ / + Zub TopKit
1.2 1.2 LPG 1.4 1.4 LPG 1.6 1.9 TDI	51 51 63 63 77 77	03/08→05/15 03/08→05/11 03/08→05/15 03/08→05/11 05/08→03/12 03/08→06/10	➔	07/08→; +PR 1KM			03.0137-0268.2 650268 03.0520-8219.3 698219	VW Ø 200 x 40 + HEB VW Ø 200 x 40 + RZ / + Zub TopKit
 Seilzug, Feststellbremse								
1.0 1.0 TSI 1.2 1.2 TDI 1.2 TSI 1.4 TDI 1.6 1.6 LPG 1.9 TDI	55 70 - 81 44 55 63 - 81 55 - 77 81 60 66	05/15→06/17 05/15→06/17 07/09→05/11 06/10→05/15 09/10→06/17 07/08→06/17 07/15→06/17 05/11→05/15 07/08→06/10		Trommelbremse; ⚡ Scheibenbremse; ⚡	2 2	24.3727-3402.2 583402 24.3727-3403.2 583403	L= 1.588 L= 1.642	
1.2 1.2 LPG 1.4 1.4 LPG 1.6 1.9 TDI	51 51 63 63 77 77	03/08→05/15 03/08→05/11 03/08→05/15 03/08→05/11 05/08→03/12 03/08→06/10		07/08→; Trommelbremse; ⚡ 07/08→; Scheibenbremse; ⚡	2 2	24.3727-3402.2 583402 24.3727-3403.2 583403	L= 1.588 L= 1.642	
1.4 TSI	103	10/13→05/15		12/13→; Scheibenbremse; ⚡	2	24.3727-3403.2 583403	L= 1.642	
1.4 TSI 2.0 2.0 TDI	110 85 105	06/09→06/17 10/08→05/15 01/10→05/15		Scheibenbremse; ⚡	2	24.3727-3403.2 583403	L= 1.642	
1.6 TDI	55 - 77	05/09→05/15		06/09→; Scheibenbremse; ⚡	2	24.3727-3403.2 583403	L= 1.642	
SEAT - IBIZA IV Kasten/Schrägheck (6J1) 04/08→05/15								
 Radbremszylinder								
1.2 1.2 TDI	51 55	04/08→05/15 05/10→05/15	➔	+PR 1KM			24.3219-0909.3 020188	ALU
Zubehörsatz, Bremsbacken								
1.2 1.2 TDI	51 55	04/08→05/15 05/10→05/15	➔	+PR 1KM			03.0137-9168.2 669168	VW
 Bremstrommel								
1.2 1.2 TDI	51 55	04/08→05/15 05/10→05/15	➔	+PR 1KM			24.0220-0037.1 480161	Ø 240 x 50,1 / 201,5
 Bremsbackensatz								
1.2 1.2 TDI	51 55	04/08→05/15 05/10→05/15	➔	+PR 1KM			03.0137-0268.2 650268 03.0520-8219.3 698219	VW Ø 200 x 40 + HEB VW Ø 200 x 40 + RZ / + Zub TopKit
 Seilzug, Feststellbremse								
1.2 1.2 TDI	51 55	04/08→05/15 05/10→05/15		Trommelbremse; ⚡ Scheibenbremse; ⚡	2 2	24.3727-3402.2 583402 24.3727-3403.2 583403	L= 1.588 L= 1.642	
1.6 TDI	66	05/09→05/15		06/09→; Scheibenbremse; ⚡	2	24.3727-3403.2 583403	L= 1.642	







































	kW			 	! #		
SEAT - IBIZA IV SC (6J1, 6P5) 06/08→12/18							
 Radbremszylinder							
1.0 1.0 TSI	55 70 - 81	05/15→12/16 05/15→12/16	➔	+PR 1KM	2	24.3219-0909.3 020188	ALU
1.2	44 - 51	07/08→05/15					
1.2 TDI	55	05/10→05/15					
1.2 TSI	63 - 81	09/10→12/16					
1.4	63	07/08→05/15					
1.4 LPG	63	07/08→05/11					
1.4 TDI	55 - 77	07/08→12/16					
1.6	77 - 81	07/08→12/16					
1.6 LPG	60	05/11→05/15					
1.9 TDI	66 - 77	06/08→06/10					
Zubehörsatz, Bremsbacken							
1.0 1.0 TSI	55 70 - 81	05/15→12/16 05/15→12/16	➔	+PR 1KM		03.0137-9168.2 669168	VW
1.2	44 - 51	07/08→05/15					
1.2 TDI	55	05/10→05/15					
1.2 TSI	63 - 81	09/10→12/16					
1.4	63	07/08→05/15					
1.4 LPG	63	07/08→05/11					
1.4 TDI	55 - 77	07/08→12/16					
1.6	77 - 81	07/08→12/16					
1.6 LPG	60	05/11→05/15					
1.9 TDI	66 - 77	06/08→06/10					
 Bremstrommel							
1.0 1.0 TSI	55 70 - 81	05/15→12/16 05/15→12/16	➔	+PR 1KM		24.0220-0037.1 480161	Ø 240 x 50,1 / 201,5
1.2	44 - 51	07/08→05/15					
1.2 TDI	55	05/10→05/15					
1.2 TSI	63 - 81	09/10→12/16					
1.4	63	07/08→05/15					
1.4 LPG	63	07/08→05/11					
1.4 TDI	55 - 77	07/08→12/16					
1.6	77 - 81	07/08→12/16					
1.6 LPG	60	05/11→05/15					
1.9 TDI	66 - 77	06/08→06/10					
 Bremsbackensatz							
1.0 1.0 TSI	55 70 - 81	05/15→12/16 05/15→12/16	➔	+PR 1KM		03.0137-0268.2 650268 03.0520-8219.3 698219	VW Ø 200 x 40 + HEB VW Ø 200 x 40 + RZ / + Zub TopKit
1.2	44 - 51	07/08→05/15					
1.2 TDI	55	05/10→05/15					
1.2 TSI	63 - 81	09/10→12/16					
1.4	63	07/08→05/15					
1.4 LPG	63	07/08→05/11					
1.4 TDI	55 - 77	07/08→12/16					
1.6	77 - 81	07/08→12/16					
1.6 LPG	60	05/11→05/15					
1.9 TDI	66 - 77	06/08→06/10					
 Seilzug, Feststellbremse							
1.0 1.0 TSI	55 70 - 81	05/15→12/16 05/15→12/16		Trommelbremse; ⬇	2	24.3727-3402.2 583402	L= 1.588
1.2	44 - 51	07/08→05/15		Scheibenbremse; ⬇	2	24.3727-3403.2 583403	L= 1.642
➔							






































	kW			 	! #		
SEAT - IBIZA IV SC (6J1, 6P5) 06/08→12/18							
 Seilzug, Feststellbremse							
1.2 TDI	55	05/10→05/15		Trommelbremse; ↓	2	24.3727-3402.2 583402	L= 1.588
1.2 TSI	63 - 81	09/10→12/16		Scheibenbremse; ↓	2	24.3727-3403.2 583403	L= 1.642
1.4	63	07/08→05/15					
1.4 LPG	63	07/08→05/11					
1.4 TDI	55 - 77	07/08→12/16					
1.6	77 - 81	07/08→12/16					
1.6 LPG	60	05/11→05/15					
1.9 TDI	66 - 77	06/08→06/10					
1.4 TSI	103	10/13→05/15		12/13→; Scheibenbremse; ↓	2	24.3727-3403.2 583403	L= 1.642
1.4 TSI	110	01/09→12/16		Scheibenbremse; ↓	2	24.3727-3403.2 583403	L= 1.642
1.4 TSI Cupra	132	06/09→05/15					
1.6 TDI	55	05/10→06/10					
1.8 TSI Cupra	141	11/15→12/16					
2.0	85	10/08→05/15					
2.0 TDI	105	01/10→05/15					
1.6 TDI	66 - 77	05/09→05/15		06/09→; Scheibenbremse; ↓	2	24.3727-3403.2 583403	L= 1.642
SEAT - IBIZA IV ST (6J8, 6P8) 03/10→07/16							
 Radbremszylinder							
1.0	55	05/15→07/16	➔	+PR 1KM	2	24.3219-0909.3 020188	ALU
1.0 TSI	70 - 81	05/15→07/16					
1.2	44 - 51	05/10→05/15					
1.2 TDI	55	04/10→05/15					
1.2 TSI	63 - 81	09/10→07/16					
1.4	63	03/10→05/15					
1.4 TDI	55 - 77	05/15→07/16					
1.6	77	02/12→05/15					
Zubehörsatz, Bremsbacken							
1.0	55	05/15→07/16	➔	+PR 1KM		03.0137-9168.2 669168	VW
1.0 TSI	70 - 81	05/15→07/16					
1.2	44 - 51	05/10→05/15					
1.2 TDI	55	04/10→05/15					
1.2 TSI	63 - 81	09/10→07/16					
1.4	63	03/10→05/15					
1.4 TDI	55 - 77	05/15→07/16					
1.6	77	02/12→05/15					
 Bremstrommel							
1.0	55	05/15→07/16	➔	+PR 1KM		24.0220-0037.1 480161	Ø 240 x 50,1 / 201,5
1.0 TSI	70 - 81	05/15→07/16					
1.2	44 - 51	05/10→05/15					
1.2 TDI	55	04/10→05/15					
1.2 TSI	63 - 81	09/10→07/16					
1.4	63	03/10→05/15					
1.4 TDI	55 - 77	05/15→07/16					
1.6	77	02/12→05/15					
 Bremsbackensatz							
1.0	55	05/15→07/16	➔	+PR 1KM		03.0137-0268.2 650268	VW Ø 200 x 40 + HEB
1.0 TSI	70 - 81	05/15→07/16				03.0520-8219.3 698219	VW Ø 200 x 40 + RZ / + Zub TopKit
1.2	44 - 51	05/10→05/15					
1.2 TDI	55	04/10→05/15					
1.2 TSI	63 - 81	09/10→07/16					
1.4	63	03/10→05/15					
1.4 TDI	55 - 77	05/15→07/16					
1.6	77	02/12→05/15					
➔							

	kW					! #			
SEAT - IBIZA IV ST (6J8, 6P8) 03/10→07/16									
 Seilzug, Feststellbremse									
1.0	55	05/15→07/16		Trommelbremse; ↓		2	24.3727-3402.2	583402	L= 1.588
1.0 TSI	70 - 81	05/15→07/16		Scheibenbremse; ↓		2	24.3727-3403.2	583403	L= 1.642
1.2	44 - 51	05/10→05/15							
1.2 TDI	55	04/10→05/15							
1.2 TSI	63 - 81	09/10→07/16							
1.4	63	03/10→05/15							
1.4 TDI	55 - 77	05/15→07/16							
1.6	77	02/12→05/15							
1.4 TSI	103	10/13→05/15		12/13→; Scheibenbremse; ↓		2	24.3727-3403.2	583403	L= 1.642
1.4 TSI	110	02/12→07/16		Scheibenbremse; ↓		2	24.3727-3403.2	583403	L= 1.642
1.6 TDI	66 - 77	03/10→05/15							
SEAT - IBIZA V (KJ1, KJG) 01/17→									
 Radbremszylinder									
1.0	48 - 55	01/17→	➔	+PR 1KA / 1KG		2	24.3220-1757.3	020605	ALU
1.0 MPi	59	07/18→							
1.0 TGI	66	11/17→							
1.0 TSI	70 - 85	01/17→							
1.5 TSI	110	07/17→							
1.6	81	05/17→							
1.6 TDI	59 - 85	09/17→							
Zubehörsatz, Bremsbacken									
1.0	48 - 55	01/17→	➔	+PR 1KA			03.0137-9309.2	669309	AP
1.0 MPi	59	07/18→	➔	+PR 1KG			03.0137-9317.2	669317	
1.0 TGI	66	11/17→							
1.0 TSI	70 - 85	01/17→							
1.5 TSI	110	07/17→							
1.6	81	05/17→							
1.6 TDI	59 - 85	09/17→							
 Bremsbackensatz									
1.0	48 - 55	01/17→	➔	+PR 1KG			03.0137-0539.2	650539	Ø 203 x 38 + HEB
1.0 MPi	59	07/18→	➔	+PR 1KA			03.0137-0540.2	650540	Ø 228 x 42 + HEB
1.0 TGI	66	11/17→							
1.0 TSI	70 - 85	01/17→							
1.5 TSI	110	07/17→							
1.6	81	05/17→							
1.6 TDI	59 - 85	09/17→							
SEAT - INCA (6K9) 11/95→11/03									
 Radbremszylinder									
1.4 16V	55	04/00→06/03	➔				24.3220-0909.3	020210	ALU
1.4 i	44	11/95→06/03							
1.6 i	55	11/95→09/00							
1.7 D	42	09/96→06/03							
1.9 D	47	11/95→06/03							
1.9 SDI	47	11/95→06/03							
1.9 TDI	66	09/96→06/03							
Zubehörsatz, Bremsbacken									
1.4 16V	55	04/00→06/03	➔				03.0137-9149.2	669149	
							03.0137-9164.2	669164	
1.4 i	44	11/95→06/03	➔	9K-X-023408→			03.0137-9149.2	669149	
1.6 i	55	11/95→09/00							
1.7 D	42	09/96→06/03	➔	→ 9K-X-023407			03.0137-9164.2	669164	
1.9 D	47	11/95→06/03							
1.9 SDI	47	11/95→06/03							
1.9 TDI	66	09/96→06/03							
 Bremstrommel									
1.4 16V	55	04/00→06/03	➔				24.0223-0015.1	480073	Ø 275 x 51 / 231 - RLG
→									










































	kW					! #		
SEAT - INCA (6K9) 11/95→11/03								
 Bremstrommel								
1.4 16V	55	04/00→06/03	➔				24.0223-0019.1 480176 24.0223-0020.1 480177	Ø 275 x 50,5 / 231 - RLG / + ABS Ring Ø 290 x 39,7 / 231,5
1.4 i	44	11/95→06/03	➔	- ABS; → 9K-X-023407			24.0223-0015.1 480073	Ø 275 x 51 / 231 - RLG
1.6 i	55	11/95→09/00						
1.7 D	42	09/96→06/03	➔	+ ABS; → 9K-X-023407			24.0223-0019.1 480176	Ø 275 x 50,5 / 231 - RLG / + ABS Ring
1.9 D	47	11/95→06/03						
1.9 SDI	47	11/95→06/03	➔	9K-X-023408→			24.0223-0020.1 480177	Ø 290 x 39,7 / 231,5
1.9 TDI	66	09/96→06/03						
 Bremsbackensatz								
1.4 16V	55	04/00→06/03	➔				03.0137-0264.2 650264 03.0137-0357.2 650357 03.0520-6120.3 696120 03.0520-6920.3 696920	Ø 230 x 40 + HEB Ø 230 x 32 + HEB VW Ø 230 x 40 + RZ / + Zub TopKit Ø 230 x 32 + RZ / + Zub TopKit
1.4 i	44	11/95→06/03	➔	→ 9K-X-023407			03.0137-0264.2 650264	Ø 230 x 40 + HEB
1.6 i	55	11/95→09/00						
1.7 D	42	09/96→06/03					03.0520-6120.3 696120	VW Ø 230 x 40 + RZ / + Zub TopKit
1.9 D	47	11/95→06/03						
1.9 SDI	47	11/95→06/03	➔	9K-X-023408→			03.0137-0357.2 650357	Ø 230 x 32 + HEB
1.9 TDI	66	09/96→06/03					03.0520-6920.3 696920	Ø 230 x 32 + RZ / + Zub TopKit
 Seilzug, Feststellbremse								
1.4 16V	55	04/00→06/03		Trommelbremse; ⚡	2	24.3727-2700.2 582700		L= 1.671
1.4 i	44	11/95→06/03						
1.6 i	55	11/95→09/00						
1.7 D	42	09/96→06/03						
1.9 D	47	11/95→06/03						
1.9 SDI	47	11/95→06/03						
1.9 TDI	66	09/96→06/03						
SEAT - LEON (1M1) 11/99→06/06								
 Seilzug, Feststellbremse								
1.4 16V	55	11/99→06/06		→ 07/05; Scheibenbremse; ⚡	2	24.3727-0173.2 580173		L= 1.693
1.6	74	11/99→06/06						
1.6 16 V	77	09/00→06/06						
1.8 20V	92	11/99→06/06						
1.8 20V T	132	11/99→06/06						
1.8 20V T 4	132	11/99→06/06						
1.8 T Cupra R	165	07/03→06/06						
1.9 SDI	50	11/99→06/06						
1.9 TDI	66 - 96	11/99→06/06						
1.9 TDI Syncro	110	05/02→06/06						
2.8 Cupra 4	150	02/01→06/06						
1.8 T Cupra R	154	02/02→06/06		05/02→ 07/05; Scheibenbremse; ⚡	2	24.3727-0173.2 580173		L= 1.693
1.9 TDI	74	10/05→06/06		Scheibenbremse; ⚡	2	24.3727-0173.2 580173		L= 1.693
2.8	150	05/02→06/04						
1.9 TDI	110	09/00→06/06		02/01→ 07/05; Scheibenbremse; ⚡	2	24.3727-0173.2 580173		L= 1.693
SEAT - LEON (1P1) 05/05→12/13								
 Seilzug, Feststellbremse								
1.2 TSI	77	02/10→12/12		→ 10/12; Scheibenbremse; ⚡	2	24.3727-0195.2 580195		L= 1.447
1.4 16V	63	06/06→12/12				24.3727-2708.2 582708		L= 1.447
1.4 TSI	92	11/07→12/12						
1.6 LPG	75	12/09→12/12						
1.6 MultiFuel	75	07/05→08/13						
1.6 TDI	66 - 77	02/10→12/12						
1.8 TSI	118	06/07→12/12						
2.0 Cupra R	195	09/09→12/12						
2.0 TDI	125	05/06→12/12						
2.0 TFSI	155	06/09→12/12						
1.6	75	07/05→12/12		08/05→ 10/12; Scheibenbremse; ⚡	2	24.3727-0195.2 580195		L= 1.447
2.0 TDI 16V	103	07/05→12/12				24.3727-2708.2 582708		L= 1.447
1.9 TDI	66	06/07→12/10		Scheibenbremse; ⚡	2	24.3727-0195.2 580195		L= 1.447
2.0 TDI	103	10/05→10/10				24.3727-2708.2 582708		L= 1.447
2.0 TFSI	136 - 177	09/05→05/11						
1.9 TDI	77	07/05→12/10		08/05→; Scheibenbremse; ⚡	2	24.3727-0195.2 580195		L= 1.447
2.0 FSI	110	07/05→05/10				24.3727-2708.2 582708		L= 1.447
2.0 TDI	100	07/05→05/10						
2.0 TFSI	147	05/05→03/09						








































	kw			 	! #		
SEAT - LEON (5F1) 09/12→05/21							
 Seilzug, Feststellbremse							
1.0 TSi	63	09/18→08/20		+PR 0N4 / 0B2; Scheibenbremse; 	1	24.3727-2709.2 582709	L= 1.463
1.0 TSi	85	05/15→08/20		+PR 0N1 / 0B2; Scheibenbremse; 	1	24.3727-3410.2 583410	L= 1.638
1.2 TSi	63 - 81	12/12→08/20		+PR 0N1 / 0B1; Scheibenbremse; 	1	24.3727-3411.2 583411	L= 1.717
1.4 TSi	90 - 110	09/12→08/20		+PR 0N4 / 0B1; Scheibenbremse; 	1	24.3727-3415.2 583415	L= 1.498
1.5 TGi	96	10/18→08/20					
1.5 TSi	96 - 110	09/18→08/20					
1.6 TDI	66 - 81	09/12→08/20					
1.8 TSi	132	02/13→08/18					
2.0 Cupra	195 - 221	10/13→08/20					
2.0 Cupra R	228	11/17→08/18					
2.0 TDI	81 - 135	09/12→08/20					
2.0 TSi	140	09/18→08/20					
1.4 TGI	81	02/13→08/18		10/13→; +PR 0N4 / 0B2; Scheibenbremse; 	1	24.3727-2709.2 582709	L= 1.463
				10/13→; +PR 0N1 / 0B2; Scheibenbremse; 	1	24.3727-3410.2 583410	L= 1.638
				10/13→; +PR 0N1 / 0B1; Scheibenbremse; 	1	24.3727-3411.2 583411	L= 1.717
				10/13→; +PR 0N4 / 0B1; Scheibenbremse; 	1	24.3727-3415.2 583415	L= 1.498
1.6 TDI	85	11/16→08/20		01/17→; +PR 0N4 / 0B2; Scheibenbremse; 	1	24.3727-2709.2 582709	L= 1.463
				01/17→; +PR 0N1 / 0B2; Scheibenbremse; 	1	24.3727-3410.2 583410	L= 1.638
				01/17→; +PR 0N1 / 0B1; Scheibenbremse; 	1	24.3727-3411.2 583411	L= 1.717
				01/17→; +PR 0N4 / 0B1; Scheibenbremse; 	1	24.3727-3415.2 583415	L= 1.498
SEAT - LEON Kasten/Schrägheck (5F1) 09/12→08/20							
 Seilzug, Feststellbremse							
1.0 TSi	85	05/15→08/20		+PR 0N4 / 0B2; Scheibenbremse; 	1	24.3727-2709.2 582709	L= 1.463
1.2 TSi	81	04/14→08/18		+PR 0N1 / 0B2; Scheibenbremse; 	1	24.3727-3410.2 583410	L= 1.638
1.4 TSi	90 - 110	09/12→08/20		+PR 0N1 / 0B1; Scheibenbremse; 	1	24.3727-3411.2 583411	L= 1.717
1.6 TDI	66 - 81	09/12→10/16		+PR 0N4 / 0B1; Scheibenbremse; 	1	24.3727-3415.2 583415	L= 1.498
1.8 TFSI	132	02/13→08/18					
2.0 Cupra	213 - 221	09/15→08/18					
2.0 TDI	110 - 135	10/12→08/18					
1.2 TSi	63	01/13→08/18		+PR 0N4 / 0B2; Scheibenbremse; 	1	24.3727-2709.2 582709	L= 1.463
				04/14→; +PR 0N1 / 0B2; Scheibenbremse; 	1	24.3727-3410.2 583410	L= 1.638
				04/14→; +PR 0N1 / 0B1; Scheibenbremse; 	1	24.3727-3411.2 583411	L= 1.717
				04/14→; +PR 0N4 / 0B1; Scheibenbremse; 	1	24.3727-3415.2 583415	L= 1.498
1.6 TDI	85	11/16→08/20		01/17→; +PR 0N4 / 0B2; Scheibenbremse; 	1	24.3727-2709.2 582709	L= 1.463
				01/17→; +PR 0N1 / 0B2; Scheibenbremse; 	1	24.3727-3410.2 583410	L= 1.638
				01/17→; +PR 0N1 / 0B1; Scheibenbremse; 	1	24.3727-3411.2 583411	L= 1.717
				01/17→; +PR 0N4 / 0B1; Scheibenbremse; 	1	24.3727-3415.2 583415	L= 1.498
SEAT - LEON SC (5F5) 01/13→12/18							
 Seilzug, Feststellbremse							
1.0 TSi	85	05/15→08/18		+PR 0N4 / 0B2; Scheibenbremse; 	1	24.3727-2709.2 582709	L= 1.463
1.2 TSi	63 - 81	01/13→08/18		+PR 0N1 / 0B2; Scheibenbremse; 	1	24.3727-3410.2 583410	L= 1.638
1.4 TSi	90 - 110	02/13→08/18		+PR 0N1 / 0B1; Scheibenbremse; 	1	24.3727-3411.2 583411	L= 1.717
1.6 TDI	66 - 81	02/13→08/18		+PR 0N4 / 0B1; Scheibenbremse; 	1	24.3727-3415.2 583415	L= 1.498
1.8 TSi	132	02/13→08/18					
2.0 Cupra	195 - 221	10/13→08/18					
→							


















	kw			 	! #		
SEAT - LEON SC (5F5) 01/13→12/18							
 Seilzug, Feststellbremse							
2.0 TDI	81 - 135	02/13→08/18		+PR 0N4 / 0B2; Scheibenbremse; 	1	24.3727-2709.2 582709	L= 1.463
				+PR 0N1 / 0B2; Scheibenbremse; 	1	24.3727-3410.2 583410	L= 1.638
				+PR 0N1 / 0B1; Scheibenbremse; 	1	24.3727-3411.2 583411	L= 1.717
				+PR 0N4 / 0B1; Scheibenbremse; 	1	24.3727-3415.2 583415	L= 1.498
1.6 TDI	85	11/16→08/18		01/17→; +PR 0N4 / 0B2; Scheibenbremse; 	1	24.3727-2709.2 582709	L= 1.463
				01/17→; +PR 0N1 / 0B2; Scheibenbremse; 	1	24.3727-3410.2 583410	L= 1.638
				01/17→; +PR 0N1 / 0B1; Scheibenbremse; 	1	24.3727-3411.2 583411	L= 1.717
				01/17→; +PR 0N4 / 0B1; Scheibenbremse; 	1	24.3727-3415.2 583415	L= 1.498
SEAT - LEON ST (5F8) 09/12→08/20							
 Seilzug, Feststellbremse							
1.0 TSi	63	09/18→08/20		+PR 0N4 / 0B2; Scheibenbremse; 	1	24.3727-2709.2 582709	L= 1.463
1.0 TSi	85	05/15→08/20		+PR 0N1 / 0B2; Scheibenbremse; 	1	24.3727-3410.2 583410	L= 1.638
1.2 TSi	63 - 81	08/13→08/20		+PR 0N1 / 0B1; Scheibenbremse; 	1	24.3727-3411.2 583411	L= 1.717
				+PR 0N4 / 0B1; Scheibenbremse; 	1	24.3727-3415.2 583415	L= 1.498
1.4 TGI	81	10/13→08/18		+PR 0N4 / 0B1; Scheibenbremse; 	1	24.3727-3415.2 583415	L= 1.498
1.4 TSi	90 - 110	09/12→08/20					
1.5 TGi	96	10/18→08/20					
1.5 TSi	96 - 110	09/18→08/20					
1.6 TDI	66 - 81	09/13→08/20					
1.6 TDI 4Drive	77 - 85	04/14→08/20					
1.8 TSi	132	10/13→08/18					
1.8 TSi 4Drive	132	11/14→08/18					
2.0 Cupra	195 - 221	10/13→08/20					
2.0 Cupra 4Drive	221	11/16→08/20					
2.0 TDI	81 - 135	02/13→08/20					
2.0 TDI 4Drive	110 - 135	04/14→08/18					
2.0 TSi	140	07/18→08/20					
2.0 TSi 4Drive	140	09/18→08/20					
1.6 TDI	85	11/16→08/20		01/17→; +PR 0N4 / 0B2; Scheibenbremse; 	1	24.3727-2709.2 582709	L= 1.463
				01/17→; +PR 0N1 / 0B2; Scheibenbremse; 	1	24.3727-3410.2 583410	L= 1.638
				01/17→; +PR 0N1 / 0B1; Scheibenbremse; 	1	24.3727-3411.2 583411	L= 1.717
				01/17→; +PR 0N4 / 0B1; Scheibenbremse; 	1	24.3727-3415.2 583415	L= 1.498
SEAT - LEON ST Kasten/Kombi (5F8) 01/13→08/20							
 Seilzug, Feststellbremse							
1.0 TSi	85	05/15→08/20		+PR 0N4 / 0B2; Scheibenbremse; 	1	24.3727-2709.2 582709	L= 1.463
1.2 TSi	63 - 81	01/13→08/18		+PR 0N1 / 0B2; Scheibenbremse; 	1	24.3727-3410.2 583410	L= 1.638
				+PR 0N1 / 0B1; Scheibenbremse; 	1	24.3727-3411.2 583411	L= 1.717
1.4 TSi	110	05/14→08/20		+PR 0N4 / 0B1; Scheibenbremse; 	1	24.3727-3415.2 583415	L= 1.498
1.6 TDI	81	09/13→08/20					
1.8 TFSI	132	10/13→08/18					
2.0 Cupra	206 - 221	10/13→08/20					
2.0 Cupra 4Drive	221	11/16→08/18					
2.0 TDI	110 - 135	04/13→08/18					
2.0 TDI 4Drive	110	09/14→08/18					
1.6 TDI	85	11/16→08/20		01/17→; +PR 0N4 / 0B2; Scheibenbremse; 	1	24.3727-2709.2 582709	L= 1.463
				01/17→; +PR 0N1 / 0B2; Scheibenbremse; 	1	24.3727-3410.2 583410	L= 1.638
				01/17→; +PR 0N1 / 0B1; Scheibenbremse; 	1	24.3727-3411.2 583411	L= 1.717
				01/17→; +PR 0N4 / 0B1; Scheibenbremse; 	1	24.3727-3415.2 583415	L= 1.498
2.0 TDI 4Drive	135	10/14→08/18		+PR 0N4 / 0B2; Scheibenbremse; 	1	24.3727-2709.2 582709	L= 1.463
				11/14→; +PR 0N1 / 0B2; Scheibenbremse; 	1	24.3727-3410.2 583410	L= 1.638
→							
















































	kw			 	! #		
SEAT - LEON ST Kasten/Kombi (5F8) 01/13→08/20							
 Seilzug, Feststellbremse							
2.0 TDI 4Drive	135	10/14→08/18		11/14→; +PR 0N1 / 0B1; Scheibenbremse; 	1	24.3727-3411.2 583411	L= 1.717
				11/14→; +PR 0N4 / 0B1; Scheibenbremse; 	1	24.3727-3415.2 583415	L= 1.498
SEAT - MARBELLA (28A) 08/86→05/99							
 Radbremszylinder							
0.9	32	07/97→10/98			2	24.3219-0803.3 020183	GG
0.9 Cat	30	11/96→10/98					
Zubehörsatz, Bremsbacken							
0.9	32	07/97→10/98				03.0137-9021.2 669021	Fiat
0.9 Cat	30	11/96→10/98					
 Bremstrommel							
0.9	32	07/97→10/98				24.0218-5001.1 480012	Ø 219 x 37 / 186,8
0.9 Cat	30	11/96→10/98					
 Bremsbackensatz							
0.9	32	07/97→10/98				03.0137-0015.2 650015	Fiat Ø 185 x 31
0.9 Cat	30	11/96→10/98					
 Seilzug, Feststellbremse							
0.9	32	07/97→10/98		Trommelbremse; 	1	24.3727-0503.2 580503	L= 2.670
0.9 Cat	30	11/96→10/98					
SEAT - MARBELLA Kasten/Schrägheck (028A) 11/86→05/99							
 Radbremszylinder							
0.9	30	05/95→05/99				24.3219-0803.3 020183	GG
Zubehörsatz, Bremsbacken							
0.9	30	05/95→05/99				03.0137-9021.2 669021	Fiat
 Bremstrommel							
0.9	30	05/95→05/99				24.0218-5001.1 480012	Ø 219 x 37 / 186,8
 Bremsbackensatz							
0.9	30	05/95→05/99				03.0137-0015.2 650015	Fiat Ø 185 x 31
 Seilzug, Feststellbremse							
0.9	30	05/95→05/99		Trommelbremse; 	1	24.3727-0503.2 580503	L= 2.670
SEAT - Mii (KF1, KE1) 10/11→							
 Radbremszylinder							
1.0	44 - 55	10/11→07/19		05/12→	2	24.3217-0908.3 020167	ALU
1.0 EcoFuel	50	10/12→07/19			2	24.3217-0908.3 020167	ALU
electric	61	01/20→				24.3219-0909.3 020188	ALU
Zubehörsatz, Bremsbacken							
1.0	44 - 55	10/11→07/19		05/12→		03.0137-9168.2 669168	VW
1.0 EcoFuel	50	10/12→07/19				03.0137-9168.2 669168	VW
 Bremstrommel							
1.0	44 - 55	10/11→07/19		05/12→		24.0220-0032.1 480130	Ø 240 x 50,1 / 201,5
1.0 EcoFuel electric	50 / 61	10/12→07/19 / 01/20→				24.0220-0032.1 480130	Ø 240 x 50,1 / 201,5
 Bremsbackensatz							
1.0	44 - 55	10/11→07/19		05/12→		03.0137-0268.2 650268	VW Ø 200 x 40 + HEB
						03.0520-4817.3 694817	Ø 200 x 40 + RZ / + Zub TopKit
1.0 EcoFuel	50	10/12→07/19				03.0137-0268.2 650268	VW Ø 200 x 40 + HEB
						03.0520-4817.3 694817	Ø 200 x 40 + RZ / + Zub TopKit
electric	61	01/20→				03.0137-0268.2 650268	VW Ø 200 x 40 + HEB
						03.0520-8219.3 698219	VW Ø 200 x 40 + RZ / + Zub TopKit




















	kw			 	! #		
SEAT - TOLEDO I (1L2) 01/91→10/99							
 Radbremszylinder							
1.6 i 1.9 D 1.9 TD	54 50 55	05/91→03/99 05/91→03/99 05/91→03/99	➡	09/91→ 09/98	2	03.3217-2112.3 020027 24.3217-0908.3 020167	GG ALU
1.6 i 1.9 D 1.9 TDI	55 - 74 47 66 - 81	01/93→03/99 12/95→03/99 08/95→03/99	➡	→ 09/98	2	03.3217-2112.3 020027 24.3217-0908.3 020167	GG ALU
Zubehörsatz, Bremsbacken							
1.6 i	54	05/91→03/99	➡	09/91→; → 1L-ZD310000		03.0137-9008.2 669008	
			➡	→ 09/98; 1L-ZD310001→		03.0137-9168.2 669168	VW
1.6 i	55 - 74	01/93→03/99	➡	→ 1L-ZD310000		03.0137-9008.2 669008	
			➡	→ 09/98; 1L-ZD310001→		03.0137-9168.2 669168	VW
1.9 D 1.9 TDI	47 66 - 81	12/95→03/99 08/95→03/99	➡	→ 09/98		03.0137-9168.2 669168	VW
1.9 D 1.9 TD	50 55	05/91→03/99 05/91→03/99	➡	09/91→ 09/98		03.0137-9168.2 669168	VW
 Bremstrommel							
1.6 i	54	05/91→03/99	➡	09/91→; → 1L-ZD310000		24.0218-0007.1 480003 24.0218-0707.2 480211	Ø 211,5 x 38,5 / 181 - RLG Ø 211,5 x 38,5 / 181 + RLG
			➡	→ 09/98; 1L-ZD310001→		24.0220-0018.1 480019 24.0220-0718.2 480209	Ø 240 x 50 / 201 - RLG / - ABS Ring Ø 240 x 50 / 201 + RLG / - ABS Ring
1.6 i	55 - 74	01/93→03/99	➡	→ 1L-ZD310000		24.0218-0007.1 480003 24.0218-0707.2 480211	Ø 211,5 x 38,5 / 181 - RLG Ø 211,5 x 38,5 / 181 + RLG
			➡	→ 09/98; 1L-ZD310001→		24.0220-0018.1 480019 24.0220-0718.2 480209	Ø 240 x 50 / 201 - RLG / - ABS Ring Ø 240 x 50 / 201 + RLG / - ABS Ring
1.9 D 1.9 TDI	47 66 - 81	12/95→03/99 08/95→03/99	➡	→ 09/98		24.0220-0018.1 480019 24.0220-0718.2 480209	Ø 240 x 50 / 201 - RLG / - ABS Ring Ø 240 x 50 / 201 + RLG / - ABS Ring
1.9 D 1.9 TD	50 55	05/91→03/99 05/91→03/99	➡	09/91→ 09/98		24.0220-0018.1 480019 24.0220-0718.2 480209	Ø 240 x 50 / 201 - RLG / - ABS Ring Ø 240 x 50 / 201 + RLG / - ABS Ring
 Bremsbackensatz							
1.6 i	54	05/91→03/99	➡	09/91→; → 1L-ZD310000		03.0137-0126.2 650126 03.0420-0617.3 680617 03.0520-3917.3 693917	Ø 180 x 31 + HEB VW Ø 180 x 31 + RZ / + Zub Kit VW Ø 180 x 31 + RZ / + Zub TopKit
			➡	→ 09/98; 1L-ZD310001→		03.0525-0001.3 EQ0001 03.0137-0268.2 650268 03.0420-1517.3 681517 03.0520-1517.3 691517	VW Ø 180 x 31 - RZ / + Zub Easy Quick VW Ø 200 x 40 + HEB VW Ø 200 x 40 + RZ / + Zub Kit VW Ø 200 x 40 + RZ / + Zub TopKit
1.6 i	55 - 74	01/93→03/99	➡	→ 1L-ZD310000		03.0137-0126.2 650126 03.0420-0617.3 680617 03.0520-3917.3 693917	Ø 180 x 31 + HEB VW Ø 180 x 31 + RZ / + Zub Kit VW Ø 180 x 31 + RZ / + Zub TopKit
			➡	→ 09/98; 1L-ZD310001→		03.0525-0001.3 EQ0001 03.0137-0268.2 650268 03.0420-1517.3 681517 03.0520-1517.3 691517	VW Ø 180 x 31 - RZ / + Zub Easy Quick VW Ø 200 x 40 + HEB VW Ø 200 x 40 + RZ / + Zub Kit VW Ø 200 x 40 + RZ / + Zub TopKit
1.9 D 1.9 TDI	47 66 - 81	12/95→03/99 08/95→03/99	➡	→ 09/98		03.0137-0268.2 650268 03.0420-1517.3 681517 03.0520-1517.3 691517	VW Ø 200 x 40 + HEB VW Ø 200 x 40 + RZ / + Zub Kit VW Ø 200 x 40 + RZ / + Zub TopKit
1.9 D 1.9 TD →	50 55	05/91→03/99 05/91→03/99	➡	09/91→ 09/98		03.0137-0268.2 650268	VW Ø 200 x 40 + HEB
























	kw					! #		
SEAT - TOLEDO I (1L2) 01/91→10/99								
 Bremsbackensatz								
1.9 D 1.9 TD	50 55	05/91→03/99 05/91→03/99	➔	09/91→ 09/98			03.0420-1517.3 681517 03.0520-1517.3 691517	VW Ø 200 x 40 + RZ / + Zub Kit VW Ø 200 x 40 + RZ / + Zub TopKit
 Seilzug, Feststellbremse								
1.6 i 1.9 D 1.9 TD	54 50 55	05/91→03/99 05/91→03/99 05/91→03/99		09/91→ 09/98; Trommelbremse; 	2	24.3727-0132.2 580132		L= 1.527
1.6 i 1.9 D 1.9 TDI	55 - 74 47 66 - 81	01/93→03/99 12/95→03/99 08/95→03/99		→ 09/98; Trommelbremse; 	2	24.3727-0132.2 580132		L= 1.527
1.8 16V	92 - 98	05/91→03/99		09/91→ 03/94; Scheibenbremse; 	2	24.3727-0133.2 580133		L= 1.622
2.0 i	85	05/91→03/99		09/91→ 09/98; Scheibenbremse; 	2	24.3727-0133.2 580133		L= 1.622
2.0 i 16V	110	11/93→03/99		03/94→ 09/98; Scheibenbremse; 	2	24.3727-0133.2 580133		L= 1.622
SEAT - TOLEDO II (1M2) 10/98→05/06								
 Seilzug, Feststellbremse								
1.4 16V 1.6 1.8 20V 1.9 TDI	55 74 92 66 - 110	01/00→05/02 10/98→07/04 10/98→07/04 10/98→05/06		Scheibenbremse; → 1M-Y-006 500; 	2	24.3727-0149.2 580149		L= 1.688
1.9 TDI 4Drive 2.3 V5 2.3 V5 20V	110 110 125	10/00→10/05 10/98→11/00 09/00→11/03		Scheibenbremse; für Fahrzeuge mit Schlechtwegeausführung; → 1M-1B032 674 / 1M-1R037 949; 	2	24.3727-0173.2 580173		L= 1.693
1.6 16V 1.9 TDI	77 96	06/00→05/06 05/03→05/06		→ 09/04; Scheibenbremse; → 1M-Y-006 500; 	2	24.3727-0149.2 580149		L= 1.688
				→ 09/04; Scheibenbremse; 1M-Y-006 501→; 	2	24.3727-0173.2 580173		L= 1.693
				→ 09/04; Scheibenbremse; für Fahrzeuge mit Schlechtwegeausführung; → 1M-1B032 674 / 1M-1R037 949; 	2	24.3727-0173.2 580173		L= 1.693
1.8 20VT	132	09/00→07/04		05/01→; Scheibenbremse; → 1M-Y-006 500; 	2	24.3727-0149.2 580149		L= 1.688
				05/01→; Scheibenbremse; 1M-Y-006 501→; 	2	24.3727-0173.2 580173		L= 1.693
				05/01→; Scheibenbremse; für Fahrzeuge mit Schlechtwegeausführung; → 1M-1B032 674 / 1M-1R037 949; 	2	24.3727-0173.2 580173		L= 1.693
SEAT - TOLEDO III (5P2) 04/04→05/09								
 Seilzug, Feststellbremse								
1.4 16V 1.4 TSI 1.6 1.8 TFSI 1.9 TDI 2.0 FSI 2.0 TDI	63 92 75 118 77 110 103 - 125	05/06→05/09 11/07→05/09 10/04→05/09 01/07→05/09 10/04→05/09 10/04→05/09 11/05→05/09		→ 03/09; Scheibenbremse; 	2	24.3727-2708.2 582708		L= 1.447
2.0 TFSI 2.0 TDI 2.0 TDI 16V	147 100 103	11/05→05/09 09/04→05/09 04/04→05/09		10/04→ 03/09; Scheibenbremse; 	2	24.3727-2708.2 582708		L= 1.447
SEAT - TOLEDO IV (KG3) 07/12→04/19								
 Radbremsszylinder								
1.0 TSI 1.2 1.2 TSI 1.4 TDI 1.4 TSI 1.6 1.6 TDI	70 - 81 55 63 - 81 66 90 - 92 77 - 81 66 - 85	05/17→04/19 07/12→06/15 07/12→05/17 05/15→04/19 07/12→04/19 07/13→04/19 07/12→04/19	➔		2	24.3219-1762.3 020550		ALU
Zubehörsatz, Bremsbacken								
1.0 TSI ➔	70 - 81	05/17→04/19	➔			03.0137-9309.2 669309		AP


























	kW			 	! #		
SEAT - TOLEDO IV (KG3) 07/12→04/19							
Zubehörsatz, Bremsbacken							
1.2 1.2 TSI	55 81	07/12→06/15 07/12→05/17	➔			03.0137-9309.2 669309	AP
1.4 TDI 1.4 TSI	66 90	05/15→04/19 07/12→04/19					
1.6 1.6 TDI	77 81 66 85	07/13→04/19 07/12→04/19					
 Bremsbackensatz							
1.0 TSI	70 - 81	05/17→04/19	➔			03.0137-0521.2 650521	AP Ø 228 x 33 - HEB
1.2 1.2 TSI	55 63 - 81	07/12→06/15 07/12→05/17				03.0520-8519.3 698519	Ø 228 x 33 + RZ / + Zub TopKit
1.4 TDI 1.4 TSI	66 90	05/15→04/19 07/12→04/19					
1.6 1.6 TDI	77 - 81 66 - 85	07/13→04/19 07/12→04/19					
 Seilzug, Feststellbremse							
1.0 TSI	70 - 81	05/17→04/19		Scheibenbremse; 	2	24.3727-2710.2 582710	L= 1.780
1.2 1.2 TSI	55 63 - 81	07/12→06/15 07/12→05/17		Trommelbremse; 	2	24.3727-2711.2 582711	L= 1.707
1.4 TDI 1.4 TSI	66 90	05/15→04/19 07/12→04/19					
1.6 1.6 TDI	77 - 81 66 - 85	07/13→04/19 07/12→04/19					
SKODA - CITIGO (NF1) 10/11→08/19							
 Radbremszylinder							
1.0 1.0 CNG	44 - 55 50	10/11→08/19 11/12→08/19	➔		2	24.3217-0908.3 020167	ALU
Zubehörsatz, Bremsbacken							
1.0	44 - 55	10/11→08/19	➔	05/12→		03.0137-9168.2 669168	VW
1.0 CNG	50	11/12→08/19	➔			03.0137-9168.2 669168	VW
 Bremstrommel							
1.0	44 - 55	10/11→08/19	➔	05/12→		24.0220-0032.1 480130	Ø 240 x 50,1 / 201,5
1.0 CNG	50	11/12→08/19	➔			24.0220-0032.1 480130	Ø 240 x 50,1 / 201,5
 Bremsbackensatz							
1.0	44 - 55	10/11→08/19	➔	05/12→		03.0137-0268.2 650268	VW Ø 200 x 40 + HEB
1.0 CNG	50	11/12→08/19	➔			03.0520-4817.3 694817	Ø 200 x 40 + RZ / + Zub TopKit
						03.0137-0268.2 650268	VW Ø 200 x 40 + HEB
						03.0520-4817.3 694817	Ø 200 x 40 + RZ / + Zub TopKit
SKODA - E-CITIGO (NE1) 09/19→							
 Radbremszylinder							
e iV	61	09/19→09/21	➔			24.3219-0909.3 020188	ALU
Zubehörsatz, Bremsbacken							
e iV	61	09/19→09/21	➔			03.0137-9168.2 669168	VW
 Bremstrommel							
e iV	61	09/19→09/21	➔			24.0220-0032.1 480130	Ø 240 x 50,1 / 201,5
 Bremsbackensatz							
e iV →	61	09/19→09/21	➔			03.0137-0268.2 650268	VW Ø 200 x 40 + HEB













	kw			 	! #		
SKODA - E-CITIGO (NE1) 09/19→							
 Bremsbackensatz							
e iV	61	09/19→09/21	➔			03.0520-8219.3 698219	VW Ø 200 x 40 + RZ / + Zub TopKit
SKODA - FABIA I (6Y2) 08/99→03/08							
 Radbremszylinder							
1.0 1.4	37 50	12/99→08/02 08/99→05/03	➔	02/00→	2	24.3219-0909.3 020188	ALU
1.2	40	07/01→04/07	➔	08/02→	2	24.3219-0909.3 020188	ALU
1.2 1.4 16V 1.4 TDI 1.9 SDI 1.4	47 55 - 74 51 - 59 47 44 - 59	01/03→03/08 12/99→03/08 04/03→03/08 12/99→03/08 08/00→10/06	➔	→ 12/07	2	24.3219-0909.3 020188	ALU
Zubehörsatz, Bremsbacken							
1.0 1.4	37 50	12/99→08/02 08/99→05/03	➔	02/00→		03.0137-9168.2 669168	VW
1.2	40	07/01→04/07	➔	08/02→		03.0137-9168.2 669168	VW
1.2 1.4 16V 1.4 TDI 1.9 SDI 1.4	47 55 - 74 51 - 59 47 44 - 59	01/03→03/08 12/99→03/08 04/03→03/08 12/99→03/08 08/00→10/06	➔	→ 12/07		03.0137-9168.2 669168	VW
 Bremstrommel							
1.0 1.4	37 50	12/99→08/02 08/99→05/03	➔	02/00→		24.0220-0037.1 480161	Ø 240 x 50,1 / 201,5
1.2	40	07/01→04/07	➔	08/02→		24.0220-0037.1 480161	Ø 240 x 50,1 / 201,5
1.2 1.4 16V 1.4 TDI 1.9 SDI 1.4	47 55 - 74 51 - 59 47 44 - 59	01/03→03/08 12/99→03/08 04/03→03/08 12/99→03/08 08/00→10/06	➔	→ 12/07		24.0220-0037.1 480161	Ø 240 x 50,1 / 201,5
 Bremsbackensatz							
1.0 1.4	37 50	12/99→08/02 08/99→05/03	➔	02/00→		03.0137-0268.2 650268 03.0420-4219.3 684219 03.0520-8219.3 698219	VW Ø 200 x 40 + HEB VW Ø 200 x 40 + RZ / + Zub Kit VW Ø 200 x 40 + RZ / + Zub TopKit
1.2	40	07/01→04/07	➔	08/02→		03.0137-0268.2 650268 03.0420-4219.3 684219 03.0520-8219.3 698219	VW Ø 200 x 40 + HEB VW Ø 200 x 40 + RZ / + Zub Kit VW Ø 200 x 40 + RZ / + Zub TopKit
1.2 1.4 16V 1.4 TDI 1.9 SDI 1.4	47 55 - 74 51 - 59 47 44 - 59	01/03→03/08 12/99→03/08 04/03→03/08 12/99→03/08 08/00→10/06	➔	→ 12/07		03.0137-0268.2 650268 03.0420-4219.3 684219 03.0520-8219.3 698219	VW Ø 200 x 40 + HEB VW Ø 200 x 40 + RZ / + Zub Kit VW Ø 200 x 40 + RZ / + Zub TopKit
 Seilzug, Feststellbremse							
1.0 1.4	37 50	12/99→08/02 08/99→05/03		02/00→; +PR 1JB / 1KK / 1KT; für Fahrzeuge mit Schlechtwegeausführung; Scheibenbremse; 	2	24.3727-0176.2 580176 24.3727-0198.2 580198	L= 1.640 L= 1.645
				02/00→; +PR 1JA / 1JD / 1KK / 1KP / 1KQ; Scheibenbremse; 	2	24.3727-0197.2 580197	L= 1.645
				02/00→; +PR 1JA / 1JC / 1JD / 1KM; für Fahrzeuge ohne Schlechtwegeausführung; Trommelbremse; 	2	24.3727-0199.2 580199	L= 1.580
→							












	kw			 	! #		
SKODA - FABIA I (6Y2) 08/99→03/08							
 Seilzug, Feststellbremse							
1.0 1.4	37 50	12/99→08/02 08/99→05/03		02/00→; +PR 1JB / 1KM; für Fahrzeuge mit Schlechtwegeausführung; Trommelbremse; 	2	24.3727-2504.2 582504	L= 1.580
1.2	40	07/01→04/07		08/02→; +PR 1JA / 1KK / 1KT; für Fahrzeuge mit Schlechtwegeausführung; Scheibenbremse; 	2	24.3727-0176.2 580176 24.3727-0198.2 580198	L= 1.640 L= 1.645
				08/02→; +PR 1JA / 1JD / 1KK / 1KP / 1KQ; Scheibenbremse; 	2	24.3727-0197.2 580197	L= 1.645
				08/02→; +PR 1JA / 1JC / 1JD / 1KM; für Fahrzeuge ohne Schlechtwegeausführung; Trommelbremse; 	2	24.3727-0199.2 580199	L= 1.580
				08/02→; +PR 1JB / 1KM; für Fahrzeuge mit Schlechtwegeausführung; Trommelbremse; 	2	24.3727-2504.2 582504	L= 1.580
1.2 1.4 16V 1.4 TDI 1.9 SDI 2.0	47 55 - 74 51 - 59 47 85	01/03→03/08 12/99→03/08 04/03→03/08 12/99→03/08 12/99→03/08		→ 12/07; +PR 1JB / 1KK / 1KT; für Fahrzeuge mit Schlechtwegeausführung; Scheibenbremse; 	2	24.3727-0176.2 580176 24.3727-0198.2 580198	L= 1.640 L= 1.645
				→ 12/07; +PR 1JA / 1JD / 1KK / 1KP / 1KQ; Scheibenbremse; 	2	24.3727-0197.2 580197	L= 1.645
				→ 12/07; +PR 1JA / 1JC / 1JD / 1KM; für Fahrzeuge ohne Schlechtwegeausführung; Trommelbremse; 	2	24.3727-0199.2 580199	L= 1.580
				→ 12/07; +PR 1JB / 1KM; für Fahrzeuge mit Schlechtwegeausführung; Trommelbremse; 	2	24.3727-2504.2 582504	L= 1.580
1.4	44 - 59	08/00→10/06		+PR 1JB / 1KK / 1KT; für Fahrzeuge mit Schlechtwegeausführung; Scheibenbremse; 	2	24.3727-0176.2 580176 24.3727-0198.2 580198	L= 1.640 L= 1.645
				+PR 1JA / 1JD / 1KK / 1KP / 1KQ; Scheibenbremse; 	2	24.3727-0197.2 580197	L= 1.645
				+PR 1JA / 1JC / 1JD / 1KM; für Fahrzeuge ohne Schlechtwegeausführung; Trommelbremse; 	2	24.3727-0199.2 580199	L= 1.580
				+PR 1JB / 1KM; für Fahrzeuge mit Schlechtwegeausführung; Trommelbremse; 	2	24.3727-2504.2 582504	L= 1.580
1.9 TDI	74	01/00→03/08		02/00→ 12/07; +PR 1JB / 1KK / 1KT; für Fahrzeuge mit Schlechtwegeausführung; Scheibenbremse; 	2	24.3727-0176.2 580176 24.3727-0198.2 580198	L= 1.640 L= 1.645
				02/00→ 12/07; +PR 1JA / 1JD / 1KK / 1KP / 1KQ; Scheibenbremse; 	2	24.3727-0197.2 580197	L= 1.645
				02/00→ 12/07; +PR 1JA / 1JC / 1JD / 1KM; für Fahrzeuge ohne Schlechtwegeausführung; Trommelbremse; 	2	24.3727-0199.2 580199	L= 1.580
				02/00→ 12/07; +PR 1JB / 1KM; für Fahrzeuge mit Schlechtwegeausführung; Trommelbremse; 	2	24.3727-2504.2 582504	L= 1.580
1.9 TDI RS	96	06/03→03/08		09/03→ 12/07; +PR 1JB / 1KK / 1KT; für Fahrzeuge mit Schlechtwegeausführung; Scheibenbremse; 	2	24.3727-0176.2 580176 24.3727-0198.2 580198	L= 1.640 L= 1.645
				09/03→ 12/07; +PR 1JA / 1JD / 1KK / 1KP / 1KQ; Scheibenbremse; 	2	24.3727-0197.2 580197	L= 1.645
				09/03→ 12/07; +PR 1JA / 1JC / 1JD / 1KM; für Fahrzeuge ohne Schlechtwegeausführung; Trommelbremse; 	2	24.3727-0199.2 580199	L= 1.580
				09/03→ 12/07; +PR 1JB / 1KM; für Fahrzeuge mit Schlechtwegeausführung; Trommelbremse; 	2	24.3727-2504.2 582504	L= 1.580
SKODA - FABIA I Combi (6Y5) 04/00→12/07							
 Radbremszylinder							
1.2	40	07/01→12/07	➡	08/02→	2	24.3219-0909.3 020188	ALU
1.2 1.4 1.4 16V 1.4 TDI 1.9 SDI	47 44 - 50 55 - 74 51 - 59 47	01/03→12/07 04/00→05/03 04/00→12/07 04/03→12/07 04/00→12/07	➡				
Zubehörsatz, Bremsbacken							
1.2	40	07/01→12/07	➡	08/02→		03.0137-9168.2 669168	VW
1.2 ➔	47	01/03→12/07	➡			03.0137-9168.2 669168	VW













	kw			 	! #		
SKODA - FABIA I Combi (6Y5) 04/00→12/07							
Zubehörsatz, Bremsbacken							
1.4	44 - 50	04/00→05/03	➔			03.0137-9168.2 669168	VW
1.4 16V	55 - 74	04/00→12/07					
1.4 TDI	51 - 59	04/03→12/07					
1.9 SDI	47	04/00→12/07					
 Bremstrommel							
1.2	40	07/01→12/07	➔	08/02→		24.0220-0037.1 480161	Ø 240 x 50,1 / 201,5
1.2	47	01/03→12/07	➔			24.0220-0037.1 480161	Ø 240 x 50,1 / 201,5
1.4	44 - 50	04/00→05/03					
1.4 16V	55 - 74	04/00→12/07					
1.4 TDI	51 - 59	04/03→12/07					
1.9 SDI	47	04/00→12/07					
 Bremsbackensatz							
1.2	40	07/01→12/07	➔	08/02→		03.0137-0268.2 650268 03.0420-4219.3 684219 03.0520-8219.3 698219	VW Ø 200 x 40 + HEB VW Ø 200 x 40 + RZ / + Zub Kit VW Ø 200 x 40 + RZ / + Zub TopKit
1.2	47	01/03→12/07	➔			03.0137-0268.2 650268 03.0420-4219.3 684219 03.0520-8219.3 698219	VW Ø 200 x 40 + HEB VW Ø 200 x 40 + RZ / + Zub Kit VW Ø 200 x 40 + RZ / + Zub TopKit
1.4	44 - 50	04/00→05/03					
1.4 16V	55 - 74	04/00→12/07					
1.4 TDI	51 - 59	04/03→12/07					
1.9 SDI	47	04/00→12/07					
 Seilzug, Feststellbremse							
1.2	40	07/01→12/07		08/02→; +PR 1JB / 1KK / 1KT; für Fahrzeuge mit Schlechtwegeausführung; Scheibenbremse; 	2	24.3727-0176.2 580176 24.3727-0198.2 580198	L= 1.640 L= 1.645
				08/02→; +PR 1JA / 1JD / 1KK / 1KP / 1KQ; Scheibenbremse; 	2	24.3727-0197.2 580197	L= 1.645
				08/02→; +PR 1JA / 1JC / 1JD / 1KM; für Fahrzeuge ohne Schlechtwegeausführung; Trommelbremse; 	2	24.3727-0199.2 580199	L= 1.580
				08/02→; +PR 1JB / 1KM; für Fahrzeuge mit Schlechtwegeausführung; Trommelbremse; 	2	24.3727-2504.2 582504	L= 1.580
1.2	47	01/03→12/07		+PR 1JB / 1KK / 1KT; für Fahrzeuge mit Schlechtwegeausführung; Scheibenbremse; 	2	24.3727-0176.2 580176 24.3727-0198.2 580198	L= 1.640 L= 1.645
1.4	44 - 50	04/00→05/03					
1.4 16V	55 - 74	04/00→12/07		+PR 1JA / 1JD / 1KK / 1KP / 1KQ; Scheibenbremse; 	2	24.3727-0197.2 580197	L= 1.645
1.4 TDI	51 - 59	04/03→12/07		+PR 1JA / 1JC / 1JD / 1KM; für Fahrzeuge ohne Schlechtwegeausführung; Trommelbremse; 	2	24.3727-0199.2 580199	L= 1.580
1.9 SDI	47	04/00→12/07					
1.9 TDI	74	04/00→12/07					
2.0	85	04/00→12/07		+PR 1JB / 1KM; für Fahrzeuge mit Schlechtwegeausführung; Trommelbremse; 	2	24.3727-2504.2 582504	L= 1.580
SKODA - FABIA I Praktik (6Y5) 01/00→12/07							
 Radbremszylinder							
1.2	40	07/01→12/07	➔	08/02→		24.3219-0909.3 020188	ALU
1.2	47	01/03→12/07	➔			24.3219-0909.3 020188	ALU
1.4	44 - 55	04/00→12/07					
1.4 TDI	51 - 55	08/04→12/07					
1.9 SDI	47	07/01→12/07					
Zubehörsatz, Bremsbacken							
1.2	40	07/01→12/07	➔	08/02→		03.0137-9168.2 669168	VW
1.2	47	01/03→12/07	➔			03.0137-9168.2 669168	VW
1.4	44 - 55	04/00→12/07					
1.4 TDI	51 - 55	08/04→12/07					
1.9 SDI	47	07/01→12/07					















	kw					! #		
SKODA - FABIA I Praktik (6Y5) 01/00→12/07								
 Bremstrommel								
1.2	40	07/01→12/07	➔	08/02→			24.0220-0037.1 480161	Ø 240 x 50,1 / 201,5
1.2 1.4	47 44 - 55	01/03→12/07 04/00→12/07	➔				24.0220-0037.1 480161	Ø 240 x 50,1 / 201,5
1.4 TDI	51 - 55	08/04→12/07						
1.9 SDI	47	07/01→12/07						
 Bremsbackensatz								
1.2	40	07/01→12/07	➔	08/02→			03.0137-0268.2 650268 03.0420-4219.3 684219 03.0520-8219.3 698219	VW Ø 200 x 40 + HEB VW Ø 200 x 40 + RZ / + Zub Kit VW Ø 200 x 40 + RZ / + Zub TopKit
1.2 1.4	47 44 - 55	01/03→12/07 04/00→12/07	➔				03.0137-0268.2 650268 03.0420-4219.3 684219 03.0520-8219.3 698219	VW Ø 200 x 40 + HEB VW Ø 200 x 40 + RZ / + Zub Kit VW Ø 200 x 40 + RZ / + Zub TopKit
1.4 TDI	51 - 55	08/04→12/07						
1.9 SDI	47	07/01→12/07						
 Seilzug, Feststellbremse								
1.2	40	07/01→12/07		08/02→; +PR 1JB / 1KK / 1KT; für Fahrzeuge mit Schlechtwegeausführung; Scheibenbremse; 	2	24.3727-0176.2 580176 24.3727-0198.2 580198	L= 1.640 L= 1.645	
				08/02→; +PR 1JA / 1JD / 1KK / 1KP / 1KQ; Scheibenbremse; 	2	24.3727-0197.2 580197	L= 1.645	
				08/02→; +PR 1JA / 1JC / 1JD / 1KM; für Fahrzeuge ohne Schlechtwegeausführung; Trommelbremse; 	2	24.3727-0199.2 580199	L= 1.580	
				08/02→; +PR 1JB / 1KM; für Fahrzeuge mit Schlechtwegeausführung; Trommelbremse; 	2	24.3727-2504.2 582504	L= 1.580	
1.2 1.4	47 44 - 55	01/03→12/07 04/00→12/07		+PR 1JB / 1KK / 1KT; für Fahrzeuge mit Schlechtwegeausführung; Scheibenbremse; 	2	24.3727-0176.2 580176 24.3727-0198.2 580198	L= 1.640 L= 1.645	
1.4 TDI	51 - 55	08/04→12/07		+PR 1JA / 1JD / 1KK / 1KP / 1KQ; Scheibenbremse; 	2	24.3727-0197.2 580197	L= 1.645	
1.9 SDI	47	07/01→12/07		+PR 1JA / 1JC / 1JD / 1KM; für Fahrzeuge ohne Schlechtwegeausführung; Trommelbremse; 	2	24.3727-0199.2 580199	L= 1.580	
				+PR 1JB / 1KM; für Fahrzeuge mit Schlechtwegeausführung; Trommelbremse; 	2	24.3727-2504.2 582504	L= 1.580	
1.9 TDI	74	01/00→12/07		02/00→; +PR 1JB / 1KK / 1KT; für Fahrzeuge mit Schlechtwegeausführung; Scheibenbremse; 	2	24.3727-0176.2 580176 24.3727-0198.2 580198	L= 1.640 L= 1.645	
				02/00→; +PR 1JA / 1JD / 1KK / 1KP / 1KQ; Scheibenbremse; 	2	24.3727-0197.2 580197	L= 1.645	
				02/00→; +PR 1JA / 1JC / 1JD / 1KM; für Fahrzeuge ohne Schlechtwegeausführung; Trommelbremse; 	2	24.3727-0199.2 580199	L= 1.580	
				02/00→; +PR 1JB / 1KM; für Fahrzeuge mit Schlechtwegeausführung; Trommelbremse; 	2	24.3727-2504.2 582504	L= 1.580	
SKODA - FABIA I Stufenheck (6Y3) 10/99→12/07								
 Radbremszylinder								
1.2	40	07/01→12/07	➔	08/02→	2	24.3219-0909.3 020188	ALU	
1.2 1.4	47 44 - 50	01/03→12/07 04/00→05/03	➔		2	24.3219-0909.3 020188	ALU	
1.4 16V	55 - 74	10/99→12/07						
1.4 TDI	51 - 59	04/03→12/07						
1.9 SDI	47	11/99→12/07	➔	12/99→	2	24.3219-0909.3 020188	ALU	
Zubehörsatz, Bremsbacken								
1.2	40	07/01→12/07	➔	08/02→		03.0137-9168.2 669168	VW	
1.2 1.4	47 44 - 50	01/03→12/07 04/00→05/03	➔			03.0137-9168.2 669168	VW	
1.4 16V	55 - 74	10/99→12/07						
→								
















	kw					! #		
SKODA - FABIA I Stufenheck (6Y3) 10/99→12/07								
Zubehörsatz, Bremsbacken								
1.4 TDI	51 - 59	04/03→12/07	➔				03.0137-9168.2 669168	VW
1.9 SDI	47	11/99→12/07	➔	12/99→			03.0137-9168.2 669168	VW
 Bremstrommel								
1.2	40	07/01→12/07	➔	08/02→			24.0220-0037.1 480161	Ø 240 x 50,1 / 201,5
1.2 1.4	47 44 - 50	01/03→12/07 04/00→05/03	➔				24.0220-0037.1 480161	Ø 240 x 50,1 / 201,5
1.4 16V	55 - 74	10/99→12/07						
1.4 TDI	51 - 59	04/03→12/07						
1.9 SDI	47	11/99→12/07	➔	12/99→			24.0220-0037.1 480161	Ø 240 x 50,1 / 201,5
 Bremsbackensatz								
1.2	40	07/01→12/07	➔	08/02→			03.0137-0268.2 650268 03.0420-4219.3 684219 03.0520-8219.3 698219	VW Ø 200 x 40 + HEB VW Ø 200 x 40 + RZ / + Zub Kit VW Ø 200 x 40 + RZ / + Zub TopKit
1.2 1.4	47 44 - 50	01/03→12/07 04/00→05/03	➔				03.0137-0268.2 650268 03.0420-4219.3 684219 03.0520-8219.3 698219	VW Ø 200 x 40 + HEB VW Ø 200 x 40 + RZ / + Zub Kit VW Ø 200 x 40 + RZ / + Zub TopKit
1.4 16V	55 - 74	10/99→12/07						
1.4 TDI	51 - 59	04/03→12/07						
1.9 SDI	47	11/99→12/07	➔	12/99→			03.0137-0268.2 650268 03.0420-4219.3 684219 03.0520-8219.3 698219	VW Ø 200 x 40 + HEB VW Ø 200 x 40 + RZ / + Zub Kit VW Ø 200 x 40 + RZ / + Zub TopKit
 Seilzug, Feststellbremse								
1.2	40	07/01→12/07		08/02→; +PR 1JB / 1KK / 1KT; für Fahrzeuge mit Schlechtwegeausführung; Scheibenbremse; 	2	24.3727-0176.2 580176 24.3727-0198.2 580198	L= 1.640 L= 1.645	
				08/02→; +PR 1JA / 1JD / 1KK / 1KP / 1KQ; Scheibenbremse; 	2	24.3727-0197.2 580197	L= 1.645	
				08/02→; +PR 1JA / 1JC / 1JD / 1KM; für Fahrzeuge ohne Schlechtwegeausführung; Trommelbremse; 	2	24.3727-0199.2 580199	L= 1.580	
				08/02→; +PR 1JB / 1KM; für Fahrzeuge mit Schlechtwegeausführung; Trommelbremse; 	2	24.3727-2504.2 582504	L= 1.580	
1.2 1.4	47 44 - 50	01/03→12/07 04/00→05/03		+PR 1JB / 1KK / 1KT; für Fahrzeuge mit Schlechtwegeausführung; Scheibenbremse; 	2	24.3727-0176.2 580176 24.3727-0198.2 580198	L= 1.640 L= 1.645	
1.4 16V	55 - 74	10/99→12/07		+PR 1JA / 1JD / 1KK / 1KP / 1KQ; Scheibenbremse; 	2	24.3727-0197.2 580197	L= 1.645	
1.4 TDI	51 - 59	04/03→12/07		+PR 1JA / 1JC / 1JD / 1KM; für Fahrzeuge ohne Schlechtwegeausführung; Trommelbremse; 	2	24.3727-0199.2 580199	L= 1.580	
2.0	85	12/99→12/07		+PR 1JB / 1KM; für Fahrzeuge mit Schlechtwegeausführung; Trommelbremse; 	2	24.3727-2504.2 582504	L= 1.580	
1.9 SDI	47	11/99→12/07		12/99→; +PR 1JB / 1KK / 1KT; für Fahrzeuge mit Schlechtwegeausführung; Scheibenbremse; 	2	24.3727-0176.2 580176 24.3727-0198.2 580198	L= 1.640 L= 1.645	
				12/99→; +PR 1JA / 1JD / 1KK / 1KP / 1KQ; Scheibenbremse; 	2	24.3727-0197.2 580197	L= 1.645	
				12/99→; +PR 1JA / 1JC / 1JD / 1KM; für Fahrzeuge ohne Schlechtwegeausführung; Trommelbremse; 	2	24.3727-0199.2 580199	L= 1.580	
				12/99→; +PR 1JB / 1KM; für Fahrzeuge mit Schlechtwegeausführung; Trommelbremse; 	2	24.3727-2504.2 582504	L= 1.580	
1.9 TDI	74	01/00→12/07		02/00→; +PR 1JB / 1KK / 1KT; für Fahrzeuge mit Schlechtwegeausführung; Scheibenbremse; 	2	24.3727-0176.2 580176 24.3727-0198.2 580198	L= 1.640 L= 1.645	
				02/00→; +PR 1JA / 1JD / 1KK / 1KP / 1KQ; Scheibenbremse; 	2	24.3727-0197.2 580197	L= 1.645	
				02/00→; +PR 1JA / 1JC / 1JD / 1KM; für Fahrzeuge ohne Schlechtwegeausführung; Trommelbremse; 	2	24.3727-0199.2 580199	L= 1.580	















	kW			 	! #		
SKODA - FABIA I Stufenheck (6Y3) 10/99→12/07							
 Seilzug, Feststellbremse							
1.9 TDI	74	01/00→12/07		02/00→; +PR 1JB / 1KM; für Fahrzeuge mit Schlechtwegeausführung; Trommelbremse; 	2	24.3727-2504.2 582504	L= 1.580
SKODA - FABIA II (542) 12/06→12/14							
 Radbremszylinder							
1.2	44 - 51	12/06→12/14	➡	03/07→ 06/14	2	24.3219-0909.3 020188	ALU
1.4	63	01/07→12/14					
1.4 LPG	63	01/07→11/14					
1.2 12V	44	11/11→12/14	➡	→ 06/14	2	24.3219-0909.3 020188	ALU
1.2 LPG	51	07/07→11/14					
1.2 TDI	55	05/10→12/14					
1.2 TSI	63 - 77	03/10→12/14					
1.6	77	04/07→12/14					
1.6 TDI	55 - 77	03/10→12/14					
1.2 12V	55	10/10→12/14	➡		2	24.3219-0909.3 020188	ALU
1.2 LPG	44	03/09→11/11					
1.9 TDI	77	04/07→03/10					
1.4 TDI	51 - 59	01/07→03/10	➡	03/07→	2	24.3219-0909.3 020188	ALU
Zubehörsatz, Bremsbacken							
1.2	44 - 51	12/06→12/14	➡	03/07→ 06/14		03.0137-9168.2 669168	VW
1.4	63	01/07→12/14					
1.4 LPG	63	01/07→11/14					
1.2 12V	44	11/11→12/14	➡	→ 06/14		03.0137-9168.2 669168	VW
1.2 LPG	51	07/07→11/14					
1.2 TDI	55	05/10→12/14					
1.2 TSI	63 - 77	03/10→12/14					
1.6	77	04/07→12/14					
1.6 TDI	55 - 77	03/10→12/14					
1.2 12V	55	10/10→12/14	➡			03.0137-9168.2 669168	VW
1.2 LPG	44	03/09→11/11					
1.9 TDI	77	04/07→03/10					
1.4 TDI	51 - 59	01/07→03/10	➡	03/07→		03.0137-9168.2 669168	VW
 Bremsstrommel							
1.2	44 - 51	12/06→12/14	➡	03/07→ 06/14		24.0220-0037.1 480161	Ø 240 x 50,1 / 201,5
1.4	63	01/07→12/14					
1.4 LPG	63	01/07→11/14					
1.2 12V	44	11/11→12/14	➡	→ 06/14		24.0220-0037.1 480161	Ø 240 x 50,1 / 201,5
1.2 LPG	51	07/07→11/14					
1.2 TDI	55	05/10→12/14					
1.2 TSI	63 - 77	03/10→12/14					
1.6	77	04/07→12/14					
1.6 TDI	55 - 77	03/10→12/14					
1.2 12V	55	10/10→12/14	➡			24.0220-0037.1 480161	Ø 240 x 50,1 / 201,5
1.2 LPG	44	03/09→11/11					
1.9 TDI	77	04/07→03/10					
1.4 TDI	51 - 59	01/07→03/10	➡	03/07→		24.0220-0037.1 480161	Ø 240 x 50,1 / 201,5
 Bremsbackensatz							
1.2	44 - 51	12/06→12/14	➡	03/07→ 06/14		03.0137-0268.2 650268	VW Ø 200 x 40 + HEB
1.4	63	01/07→12/14				03.0520-8219.3 698219	VW Ø 200 x 40 + RZ / + Zub TopKit
1.4 LPG	63	01/07→11/14					
1.2 12V	44	11/11→12/14	➡	→ 06/14		03.0137-0268.2 650268	VW Ø 200 x 40 + HEB
1.2 LPG	51	07/07→11/14				03.0520-8219.3 698219	VW Ø 200 x 40 + RZ / + Zub TopKit
1.2 TDI	55	05/10→12/14					
1.2 TSI	63 - 77	03/10→12/14					
1.6	77	04/07→12/14					
1.6 TDI	55 - 77	03/10→12/14					
1.2 12V	55	10/10→12/14	➡			03.0137-0268.2 650268	VW Ø 200 x 40 + HEB
1.2 LPG	44	03/09→11/11				03.0520-8219.3 698219	VW Ø 200 x 40 + RZ / + Zub TopKit
1.9 TDI	77	04/07→03/10					
→							














	kw					! #		
SKODA - FABIA II (542) 12/06→12/14								
 Bremsbackensatz								
1.4 TDI	51 - 59	01/07→03/10	➔	03/07→			03.0137-0268.2 650268 03.0520-8219.3 698219	VW Ø 200 x 40 + HEB VW Ø 200 x 40 + RZ / + Zub TopKit
 Seilzug, Feststellbremse								
1.2	44 - 51	12/06→12/14		03/07→ 06/14; +PR 1JA / 1JD / 1JE / 1KK / 1KP / 1KQ / 1KT; Scheibenbremse; ⚡	2	24.3727-0197.2 580197		L= 1.645
1.4	63	01/07→12/14						
1.4 LPG	63	01/07→11/14		03/07→ 06/14; +PR 1JA / 1JD / 1JE / 1KK / 1KP / 1KQ / 1KT; Trommelbremse; ⚡	2	24.3727-0199.2 580199		L= 1.580
1.2 12V	44	11/11→12/14		→ 06/14; +PR 1JA / 1JD / 1JE / 1KK / 1KP / 1KQ / 1KT; Scheibenbremse; ⚡	2	24.3727-0197.2 580197		L= 1.645
1.2 LPG	51	07/07→11/14						
1.2 TDI	55	05/10→12/14						
1.2 TSI	63 - 77	03/10→12/14		→ 06/14; +PR 1JA / 1JD / 1JE / 1KK / 1KP / 1KQ / 1KT; Trommelbremse; ⚡	2	24.3727-0199.2 580199		L= 1.580
1.4 TSI RS	132	05/10→12/14						
1.6	77	04/07→12/14						
1.6 TDI	55 - 77	03/10→12/14						
1.2 12V	55	10/10→12/14		+PR 1JA / 1JD / 1JE / 1KK / 1KP / 1KQ / 1KT; Scheibenbremse; ⚡	2	24.3727-0197.2 580197		L= 1.645
1.2 LPG	44	03/09→11/11						
1.9 TDI	77	04/07→03/10		+PR 1JA / 1JD / 1JE / 1KK / 1KP / 1KQ / 1KT; Trommelbremse; ⚡	2	24.3727-0199.2 580199		L= 1.580
1.4 TDI	51 - 59	01/07→03/10		03/07→; +PR 1JA / 1JD / 1JE / 1KK / 1KP / 1KQ / 1KT; Scheibenbremse; ⚡	2	24.3727-0197.2 580197		L= 1.645
				03/07→; +PR 1JA / 1JD / 1JE / 1KK / 1KP / 1KQ / 1KT; Trommelbremse; ⚡	2	24.3727-0199.2 580199		L= 1.580
SKODA - FABIA II Combi (545) 10/07→12/14								
 Radbremszylinder								
1.2	44 - 51	10/07→12/14	➔	→ 06/14	2	24.3219-0909.3 020188		ALU
1.2 12V	44	11/11→12/14						
1.2 LPG	51	10/07→11/14						
1.2 TDI	55	05/10→12/14						
1.2 TSI	63 - 77	03/10→12/14						
1.4	63	10/07→12/14						
1.4 LPG	63	10/07→11/14						
1.6	77	10/07→12/14						
1.6 TDI	55 - 77	03/10→12/14						
1.2 LPG	44	03/09→11/11	➔		2	24.3219-0909.3 020188		ALU
1.4 TDI	51 - 59	10/07→03/10						
1.9 TDI	77	10/07→03/10						
Zubehörsatz, Bremsbacken								
1.2	44 - 51	10/07→12/14	➔	→ 06/14		03.0137-9168.2 669168		VW
1.2 12V	44	11/11→12/14						
1.2 LPG	51	10/07→11/14						
1.2 TDI	55	05/10→12/14						
1.2 TSI	63 - 77	03/10→12/14						
1.4	63	10/07→12/14						
1.4 LPG	63	10/07→11/14						
1.6	77	10/07→12/14						
1.6 TDI	55 - 77	03/10→12/14						
1.2 LPG	44	03/09→11/11	➔			03.0137-9168.2 669168		VW
1.4 TDI	51 - 59	10/07→03/10						
1.9 TDI	77	10/07→03/10						
 Bremstrommel								
1.2	44 - 51	10/07→12/14	➔	→ 06/14		24.0220-0037.1 480161		Ø 240 x 50,1 / 201,5
1.2 12V	44	11/11→12/14						
1.2 LPG	51	10/07→11/14						
1.2 TDI	55	05/10→12/14						
1.2 TSI	63 - 77	03/10→12/14						
1.4	63	10/07→12/14						
1.4 LPG	63	10/07→11/14						
1.6	77	10/07→12/14						
➔								
















	kw					! #		
SKODA - FABIA II Combi (545) 10/07→12/14								
 Bremstrommel								
1.6 TDI	55 - 77	03/10→12/14	➔	→ 06/14			24.0220-0037.1 480161	Ø 240 x 50,1 / 201,5
1.2 LPG 1.4 TDI	44 51 - 59 77	03/09→11/11 10/07→03/10 10/07→03/10	➔				24.0220-0037.1 480161	Ø 240 x 50,1 / 201,5
 Bremsbackensatz								
1.2	44 - 51	10/07→12/14	➔	→ 06/14			03.0137-0268.2 650268 03.0520-8219.3 698219	VW Ø 200 x 40 + HEB VW Ø 200 x 40 + RZ / + Zub TopKit
1.2 12V 1.2 LPG 1.2 TDI 1.2 TSI	44 51 55 63 - 77	11/11→12/14 10/07→11/14 05/10→12/14 03/10→12/14						
1.4 1.4 LPG 1.6 1.6 TDI	63 63 77 55 - 77	10/07→12/14 10/07→11/14 10/07→12/14 03/10→12/14						
1.2 LPG 1.4 TDI	44 51 - 59 77	03/09→11/11 10/07→03/10 10/07→03/10	➔				03.0137-0268.2 650268 03.0520-8219.3 698219	VW Ø 200 x 40 + HEB VW Ø 200 x 40 + RZ / + Zub TopKit
1.9 TDI	77	10/07→03/10						
 Seilzug, Feststellbremse								
1.2	44 - 51	10/07→12/14		→ 06/14; +PR 1JA / 1JD / 1JE / 1KK / 1KP / 1KQ / 1KT; Scheibenbremse; ⚡	2	24.3727-0197.2 580197		L= 1.645
1.2 12V 1.2 LPG 1.2 TDI 1.2 TSI	44 51 55 63 - 77	11/11→12/14 10/07→11/14 05/10→12/14 03/10→12/14		→ 06/14; +PR 1JA / 1JD / 1JE / 1KK / 1KP / 1KQ / 1KT; Trommelbremse; ⚡	2	24.3727-0199.2 580199		L= 1.580
1.4 1.4 LPG 1.4 TSI RS 1.6 1.6 TDI	63 63 132 77 55 - 77	10/07→12/14 10/07→11/14 05/10→12/14 10/07→12/14 03/10→12/14						
1.2 LPG 1.4 TDI	44 51 - 59 77	03/09→11/11 10/07→03/10 10/07→03/10		+PR 1JA / 1JD / 1JE / 1KK / 1KP / 1KQ / 1KT; Scheibenbremse; ⚡	2	24.3727-0197.2 580197		L= 1.645
1.9 TDI	77	10/07→03/10		+PR 1JA / 1JD / 1JE / 1KK / 1KP / 1KQ / 1KT; Trommelbremse; ⚡	2	24.3727-0199.2 580199		L= 1.580
SKODA - FABIA III (NJ3) 08/14→06/21								
 Radbremszylinder								
1.0	44 - 55	08/14→06/21	➔		2	24.3219-0909.3 020188		ALU
1.0 TSI	70 - 81	08/14→06/21						
1.2 TSI	66 - 81	08/14→06/21						
1.4 TDI	55 - 77	08/14→06/21						
1.4 TSI R5 1.6	92 81	02/18→06/21 01/15→06/21						
Zubehörsatz, Bremsbacken								
1.0	44 - 55	08/14→06/21	➔			03.0137-9168.2 669168		VW
1.0 TSI	70 - 81	08/14→06/21						
1.2 TSI	66 - 81	08/14→06/21						
1.4 TDI	55 - 77	08/14→06/21						
1.4 TSI R5 1.6	92 81	02/18→06/21 01/15→06/21						
 Bremstrommel								
1.0	44 - 55	08/14→06/21	➔			24.0220-0037.1 480161		Ø 240 x 50,1 / 201,5
1.0 TSI	70 - 81	08/14→06/21						
1.2 TSI	66 - 81	08/14→06/21						
1.4 TDI	55 - 77	08/14→06/21						
1.4 TSI R5 ➔	92	02/18→06/21						














	kw			 	! #		
SKODA - FABIA III (NJ3) 08/14→06/21							
 Bremstrommel							
1.6	81	01/15→06/21	➔			24.0220-0037.1 480161	Ø 240 x 50,1 / 201,5
 Bremsbackensatz							
1.0	44 - 55	08/14→06/21	➔			03.0137-0268.2 650268	VW Ø 200 x 40 + HEB
1.0 TSI	70 - 81	08/14→06/21				03.0520-8219.3 698219	VW Ø 200 x 40 + RZ / + Zub TopKit
1.2 TSI	66 - 81	08/14→06/21					
1.4 TDI	55 - 77	08/14→06/21					
1.4 TSI R5	92	02/18→06/21					
1.6	81	01/15→06/21					
 Seilzug, Feststellbremse							
1.0	44 - 55	08/14→06/21		+PR 1KM; Trommelbremse; ↓	2	24.3727-3402.2 583402	L= 1.588
1.0 TSI	70 - 81	08/14→06/21					
1.2 TSI	66 - 81	08/14→06/21					
1.4 TDI	55 - 77	08/14→06/21					
1.4 TSI R5	92	02/18→06/21					
1.6	81	01/15→06/21					
SKODA - FABIA III Kombi (NJ5) 08/14→							
 Radbremszylinder							
1.0	44 - 55	10/14→	➔		2	24.3219-0909.3 020188	ALU
1.0 TSI	70 - 81	08/14→					
1.2 TSI	66 - 81	10/14→					
1.4 TDI	55 - 77	10/14→					
1.6	81	01/15→					
Zubehörsatz, Bremsbacken							
1.0	44 - 55	10/14→	➔			03.0137-9168.2 669168	VW
1.0 TSI	70 - 81	08/14→					
1.2 TSI	66 - 81	10/14→					
1.4 TDI	55 - 77	10/14→					
1.6	81	01/15→					
 Bremstrommel							
1.0	44 - 55	10/14→	➔			24.0220-0037.1 480161	Ø 240 x 50,1 / 201,5
1.0 TSI	70 - 81	08/14→					
1.2 TSI	66 - 81	10/14→					
1.4 TDI	55 - 77	10/14→					
1.6	81	01/15→					
 Bremsbackensatz							
1.0	44 - 55	10/14→	➔			03.0137-0268.2 650268	VW Ø 200 x 40 + HEB
1.0 TSI	70 - 81	08/14→				03.0520-8219.3 698219	VW Ø 200 x 40 + RZ / + Zub TopKit
1.2 TSI	66 - 81	10/14→					
1.4 TDI	55 - 77	10/14→					
1.6	81	01/15→					
 Seilzug, Feststellbremse							
1.0	44 - 55	10/14→		+PR 1KM; Trommelbremse; ↓	2	24.3727-3402.2 583402	L= 1.588
1.0 TSI	70 - 81	08/14→					
1.2 TSI	66 - 81	10/14→					
➔							











	kw			 	! #		
SKODA - FABIA III Kombi (NJ5) 08/14→							
 Seilzug, Feststellbremse							
1.4 TDI	55	10/14→		+PR 1KM; Trommelbremse; ↓	2	24.3727-3402.2 583402	L= 1.588
1.6	77	81	01/15→				
SKODA - FABIA IV (PJ3) 06/21→							
 Radbremszylinder							
1.0 MPI	48 - 59	06/21→	→	+PR 1KG	2	24.3220-1757.3 020605	ALU
1.0 TSI	70 - 81	06/21→	→	+PR 1KA	2	24.3220-1757.3 020605	ALU
1.5 TSI	110	11/21→					
1.6	81	06/21→					
Zubehörsatz, Bremsbacken							
1.0 MPI	48 - 59	06/21→	→	+PR 1KA		03.0137-9309.2 669309	AP
1.0 TSI	70 - 81	06/21→	→	+PR 1KG		03.0137-9317.2 669317	
1.5 TSI	110	11/21→					
1.6	81	06/21→					
 Bremsbackensatz							
1.0 MPI	48 - 59	06/21→	→	+PR 1KG		03.0137-0539.2 650539	Ø 203 x 38 + HEB
1.0 TSI	70 - 81	06/21→	→	+PR 1KA		03.0137-0540.2 650540	Ø 228 x 42 + HEB
1.5 TSI	110	11/21→					
1.6	81	06/21→					
SKODA - FAVORIT Pick-up (787) 06/92→06/97							
 Radbremszylinder							
1.3	40 - 50	12/92→06/97	→	→ 12/95	2	24.3222-1712.3 020424	GG
Zubehörsatz, Bremsbacken							
1.3	40 - 50	12/92→06/97	→	→ 12/95		03.0137-9168.2 669168	VW
 Bremstrommel							
1.3	40 - 50	12/92→06/97	→	→ 12/95		24.0220-0018.1 480019	Ø 240 x 50 / 201 - RLG / - ABS Ring
						24.0220-0718.2 480209	Ø 240 x 50 / 201 + RLG / - ABS Ring
 Bremsbackensatz							
1.3	40 - 50	12/92→06/97	→	→ 12/95		03.0137-0268.2 650268	VW Ø 200 x 40 + HEB
						03.0520-7022.3 697022	VW Ø 200 x 40 + RZ / + Zub TopKit
SKODA - FELICIA I (6U1) 10/94→03/98							
 Radbremszylinder							
1.3	40 - 50	10/94→03/98	→	→ 02/98	2	24.3219-1721.3 020422	GG
1.6 LX	55	08/95→03/98					
Zubehörsatz, Bremsbacken							
1.3	40 - 50	10/94→03/98	→	→ 02/98		03.0137-9168.2 669168	VW
1.6 LX	55	08/95→03/98					
1.9 D	47	10/95→03/98	→	10/96→ 02/98		03.0137-9168.2 669168	VW
 Bremstrommel							
1.3	40 - 50	10/94→03/98	→	→ 02/98		24.0220-0018.1 480019	Ø 240 x 50 / 201 - RLG / - ABS Ring
1.6 LX	55	08/95→03/98				24.0220-0718.2 480209	Ø 240 x 50 / 201 + RLG / - ABS Ring
1.9 D	47	10/95→03/98	→	10/96→ 02/98		24.0220-0018.1 480019	Ø 240 x 50 / 201 - RLG / - ABS Ring
						24.0220-0718.2 480209	Ø 240 x 50 / 201 + RLG / - ABS Ring
→							































	kw					! #		
SKODA - FELICIA I (6U1) 10/94→03/98								
 Bremsbackensatz								
1.3	40	10/94→03/98	➡	→ 02/98			03.0137-0268.2 650268	VW Ø 200 x 40 + HEB
1.6 LX	55	08/95→03/98					03.0520-5319.3 695319	Ø 200 x 40 + RZ / + Zub TopKit
1.9 D	47	10/95→03/98	➡	10/96→ 02/98			03.0137-0268.2 650268	VW Ø 200 x 40 + HEB
 Seilzug, Feststellbremse								
1.3	40 - 50	10/94→03/98		→ 02/98; Trommelbremse; ⚠	2	24.3727-2500.2 582500		L= 1.752
1.6 LX	55	08/95→03/98						
1.9 D	47	10/95→03/98		10/96→ 02/98; Trommelbremse; ⚠	2	24.3727-2500.2 582500		L= 1.752
SKODA - FELICIA I Kombi (6U5) 07/95→03/98								
 Radbremszylinder								
1.3	43	08/95→03/98	➡	→ 02/98	2	24.3222-1712.3 020424		GG
1.3 LX	40	08/95→03/98						
1.3 LXI	50	08/95→03/98						
1.6 GLX	55	08/95→03/98						
1.9 D	47	10/95→03/98	➡	10/96→ 02/98	2	24.3222-1712.3 020424		GG
Zubehörsatz, Bremsbacken								
1.3	43	08/95→03/98	➡	→ 02/98			03.0137-9168.2 669168	VW
1.3 LX	40	08/95→03/98						
1.3 LXI	50	08/95→03/98						
1.6 GLX	55	08/95→03/98						
1.9 D	47	10/95→03/98	➡	10/96→ 02/98			03.0137-9168.2 669168	VW
 Bremstrommel								
1.3	43	08/95→03/98	➡	→ 02/98			24.0220-0018.1 480019	Ø 240 x 50 / 201 - RLG / - ABS Ring
1.3 LX	40	08/95→03/98						
1.3 LXI	50	08/95→03/98					24.0220-0718.2 480209	Ø 240 x 50 / 201 + RLG / - ABS Ring
1.6 GLX	55	08/95→03/98						
1.9 D	47	10/95→03/98	➡	10/96→ 02/98			24.0220-0018.1 480019	Ø 240 x 50 / 201 - RLG / - ABS Ring
							24.0220-0718.2 480209	Ø 240 x 50 / 201 + RLG / - ABS Ring
 Bremsbackensatz								
1.3	43	08/95→03/98	➡	→ 02/98			03.0137-0268.2 650268	VW Ø 200 x 40 + HEB
1.3 LX	40	08/95→03/98					03.0520-7022.3 697022	VW Ø 200 x 40 + RZ / + Zub TopKit
1.3 LXI	50	08/95→03/98						
1.6 GLX	55	08/95→03/98						
1.9 D	47	10/95→03/98	➡	10/96→ 02/98			03.0137-0268.2 650268	VW Ø 200 x 40 + HEB
							03.0520-7022.3 697022	VW Ø 200 x 40 + RZ / + Zub TopKit
 Seilzug, Feststellbremse								
1.3	43	08/95→03/98		→ 02/98; Trommelbremse; ⚠	2	24.3727-2500.2 582500		L= 1.752
1.3 LX	40	08/95→03/98						
1.3 LXI	50	08/95→03/98						
1.6 GLX	55	08/95→03/98						
1.9 D	47	10/95→03/98		10/96→ 02/98; Trommelbremse; ⚠	2	24.3727-2500.2 582500		L= 1.752
SKODA - FELICIA I Pick-up (6UF, 6U7) 10/95→04/02								
 Radbremszylinder								
1.3	40	06/97→04/02	➡	+ ABS; → 12/00	2	24.3219-1721.3 020422		GG
1.9 D	47	06/97→04/02	➡	- ABS; → 12/00	2	24.3222-1712.3 020424		GG
1.3	43	10/95→04/02	➡	+ ABS; 06/96→ 12/00	2	24.3219-1721.3 020422		GG
			➡	- ABS; 06/97→ 12/00	2	24.3222-1712.3 020424		GG
1.3	50	06/97→04/02	➡	→ 12/00	2	24.3219-1721.3 020422		GG
						24.3222-1712.3 020424		GG
1.6	55	06/97→04/02	➡	+ ABS; → 12/99	2	24.3219-1721.3 020422		GG
			➡	→ 12/99; - ABS	2	24.3222-1712.3 020424		GG
Zubehörsatz, Bremsbacken								
1.3	40 - 50	06/97→04/02	➡	→ 12/00			03.0137-9168.2 669168	VW
1.9 D	47	06/97→04/02						
1.3	43	10/95→04/02	➡	06/97→ 12/00			03.0137-9168.2 669168	VW
→								










































	kW					! #		
SKODA - FELICIA I Pick-up (6UF, 6U7) 10/95→04/02								
Zubehörsatz, Bremsbacken								
1.6	55	06/97→04/02	➡	→ 12/99			03.0137-9168.2 669168	VW
 Bremstrommel								
1.3	40 - 50	06/97→04/02	➡	→ 12/00			24.0220-0018.1 480019	Ø 240 x 50 / 201 - RLG / - ABS Ring
1.9 D	47	06/97→04/02					24.0220-0718.2 480209	Ø 240 x 50 / 201 + RLG / - ABS Ring
1.3	43	10/95→04/02	➡	06/97→ 12/00			24.0220-0018.1 480019	Ø 240 x 50 / 201 - RLG / - ABS Ring
							24.0220-0718.2 480209	Ø 240 x 50 / 201 + RLG / - ABS Ring
1.6	55	06/97→04/02	➡	→ 12/99			24.0220-0018.1 480019	Ø 240 x 50 / 201 - RLG / - ABS Ring
							24.0220-0718.2 480209	Ø 240 x 50 / 201 + RLG / - ABS Ring
 Bremsbackensatz								
1.3	40	06/97→04/02	➡	→ 12/00			03.0137-0268.2 650268	VW Ø 200 x 40 + HEB
1.9 D	47	06/97→04/02	➡	+ ABS; → 12/00			03.0520-5319.3 695319	Ø 200 x 40 + RZ / + Zub TopKit
			➡	- ABS; → 12/00			03.0520-7022.3 697022	VW Ø 200 x 40 + RZ / + Zub TopKit
1.3	43	10/95→04/02	➡	06/97→ 12/00			03.0137-0268.2 650268	VW Ø 200 x 40 + HEB
			➡	+ ABS; 06/97→ 12/00			03.0520-5319.3 695319	Ø 200 x 40 + RZ / + Zub TopKit
			➡	- ABS; 06/97→ 12/00			03.0520-7022.3 697022	VW Ø 200 x 40 + RZ / + Zub TopKit
1.3	50	06/97→04/02	➡	→ 12/00			03.0137-0268.2 650268	VW Ø 200 x 40 + HEB
							03.0520-5319.3 695319	Ø 200 x 40 + RZ / + Zub TopKit
							03.0520-7022.3 697022	VW Ø 200 x 40 + RZ / + Zub TopKit
1.6	55	06/97→04/02	➡	→ 12/99			03.0137-0268.2 650268	VW Ø 200 x 40 + HEB
			➡	+ ABS; → 12/99			03.0520-5319.3 695319	Ø 200 x 40 + RZ / + Zub TopKit
			➡	- ABS; → 12/99			03.0520-7022.3 697022	VW Ø 200 x 40 + RZ / + Zub TopKit
 Seilzug, Feststellbremse								
1.3	40 - 50	06/97→04/02		→ 12/00; Trommelbremse; ⚠	2	24.3727-2508.2 582508		L= 1.782
1.9 D	47	06/97→04/02						
1.3	43	10/95→04/02		06/97→ 12/00; Trommelbremse; ⚠	2	24.3727-2508.2 582508		L= 1.782
1.6	55	06/97→04/02		→ 12/99; Trommelbremse; ⚠	2	24.3727-2508.2 582508		L= 1.782
SKODA - FELICIA II (6U1) 01/98→06/01								
 Radbremszylinder								
1.3	40 - 50	01/98→06/01	➡	03/98→; + ABS	2	24.3219-1721.3 020422		GG
1.6	55	01/98→06/01	➡	03/98→; - ABS	2	24.3222-1712.3 020424		GG
1.9 D	47	01/98→06/01						
Zubehörsatz, Bremsbacken								
1.3	40 - 50	01/98→06/01	➡	03/98→			03.0137-9168.2 669168	VW
1.6	55	01/98→06/01						
1.9 D	47	01/98→06/01						
 Bremstrommel								
1.3	40 - 50	01/98→06/01	➡	03/98→			24.0220-0018.1 480019	Ø 240 x 50 / 201 - RLG / - ABS Ring
1.6	55	01/98→06/01					24.0220-0718.2 480209	Ø 240 x 50 / 201 + RLG / - ABS Ring
1.9 D	47	01/98→06/01						
 Bremsbackensatz								
1.3	40 - 50	01/98→06/01	➡	03/98→			03.0137-0268.2 650268	VW Ø 200 x 40 + HEB
1.6	55	01/98→06/01	➡	03/98→; + ABS			03.0520-5319.3 695319	Ø 200 x 40 + RZ / + Zub TopKit
1.9 D	47	01/98→06/01	➡	03/98→; - ABS			03.0520-7022.3 697022	VW Ø 200 x 40 + RZ / + Zub TopKit
→								












	kw					! #			
SKODA - FELICIA II (6U1) 01/98→06/01									
 Seilzug, Feststellbremse									
1.3	40	01/98→06/01			03/98→; Trommelbremse; ↓	2	24.3727-2500.2	582500	L= 1.752
1.6	55	01/98→06/01							
1.9 D	47	01/98→06/01							
SKODA - FELICIA II Kombi (6U5) 01/98→06/01									
 Radbremszylinder									
1.3	50	01/98→06/01	→		03/98→; + ABS	2	24.3219-1721.3	020422	GG
1.6	55	01/98→06/01	→						
1.9 D	47	01/98→06/01	→		03/98→; - ABS	2	24.3222-1712.3	020424	GG
Zubehörsatz, Bremsbacken									
1.3	50	01/98→06/01	→		03/98→		03.0137-9168.2	669168	VW
1.6	55	01/98→06/01							
1.9 D	47	01/98→06/01							
 Bremstrommel									
1.3	50	01/98→06/01	→		03/98→		24.0220-0018.1	480019	Ø 240 x 50 / 201 - RLG / - ABS Ring
1.6	55	01/98→06/01							
1.9 D	47	01/98→06/01					24.0220-0718.2	480209	Ø 240 x 50 / 201 + RLG / - ABS Ring
 Bremsbackensatz									
1.3	50	01/98→06/01	→		03/98→		03.0137-0268.2	650268	VW Ø 200 x 40 + HEB
1.6	55	01/98→06/01	→		03/98→; + ABS		03.0520-5319.3	695319	Ø 200 x 40 + RZ / + Zub TopKit
1.9 D	47	01/98→06/01	→		03/98→; - ABS		03.0520-7022.3	697022	VW Ø 200 x 40 + RZ / + Zub TopKit
 Seilzug, Feststellbremse									
1.3	50	01/98→06/01			03/98→; Trommelbremse; ↓	2	24.3727-2500.2	582500	L= 1.752
1.6	55	01/98→06/01							
1.9 D	47	01/98→06/01							
SKODA - FELICIA Cube Van (6U5) 11/95→12/01									
 Radbremszylinder									
1.3	43 - 50	11/95→11/00	→		+ ABS		24.3219-1721.3	020422	GG
1.6	55	06/98→12/01	→		- ABS		24.3222-1712.3	020424	GG
1.9 D	47	03/97→12/01	→		03/98→; + ABS		24.3219-1721.3	020422	GG
			→		03/98→; - ABS		24.3222-1712.3	020424	GG
Zubehörsatz, Bremsbacken									
1.3	43 - 50	11/95→11/00	→				03.0137-9168.2	669168	VW
1.6	55	06/98→12/01							
1.9 D	47	03/97→12/01	→		03/98→		03.0137-9168.2	669168	VW
 Bremstrommel									
1.3	43 - 50	11/95→11/00	→				24.0220-0018.1	480019	Ø 240 x 50 / 201 - RLG / - ABS Ring
1.6	55	06/98→12/01					24.0220-0718.2	480209	Ø 240 x 50 / 201 + RLG / - ABS Ring
1.9 D	47	03/97→12/01	→		03/98→		24.0220-0018.1	480019	Ø 240 x 50 / 201 - RLG / - ABS Ring
							24.0220-0718.2	480209	Ø 240 x 50 / 201 + RLG / - ABS Ring
 Bremsbackensatz									
1.3	43 - 50	11/95→11/00	→				03.0137-0268.2	650268	VW Ø 200 x 40 + HEB
1.6	55	06/98→12/01	→		+ ABS		03.0520-5319.3	695319	Ø 200 x 40 + RZ / + Zub TopKit
			→		- ABS		03.0520-7022.3	697022	VW Ø 200 x 40 + RZ / + Zub TopKit
1.9 D	47	03/97→12/01	→		03/98→		03.0137-0268.2	650268	VW Ø 200 x 40 + HEB
			→		03/98→; + ABS		03.0520-5319.3	695319	Ø 200 x 40 + RZ / + Zub TopKit
			→		03/98→; - ABS		03.0520-7022.3	697022	VW Ø 200 x 40 + RZ / + Zub TopKit
→									

	kw			 	! #		
SKODA - FELICIA Cube Van (6U5) 11/95→12/01							
 Seilzug, Feststellbremse							
1.3	43 - 50	11/95→11/00		Trommelbremse; ↓	2	24.3727-2500.2 582500	L= 1.752
1.6	55	06/98→12/01					
1.9 D	47	03/97→12/01		03/98→; Trommelbremse; ↓	2	24.3727-2500.2 582500	L= 1.752
SKODA - KAMIQ (NW4) 07/19→							
 Radbremszylinder							
1.0 TGI CNG 1.0 TSI 1.5 TSI 1.6 SRE 1.6 TDI	66 70 - 85 110 81 70 - 85	11/19→ 07/19→ 07/19→ 07/19→ 07/19→	➡	+PR 1KA	2	24.3220-1757.3 020605	ALU
Zubehörsatz, Bremsbacken							
1.0 TGI CNG 1.0 TSI 1.5 TSI 1.6 SRE 1.6 TDI	66 70 - 85 110 81 70 - 85	11/19→ 07/19→ 07/19→ 07/19→ 07/19→	➡	+PR 1KA		03.0137-9309.2 669309	AP
 Bremsbackensatz							
1.0 TGI CNG 1.0 TSI 1.5 TSI 1.6 SRE 1.6 TDI	66 70 - 85 110 81 70 - 85	11/19→ 07/19→ 07/19→ 07/19→ 07/19→	➡	+PR 1KA		03.0137-0540.2 650540	Ø 228 x 42 + HEB
SKODA - OCTAVIA I (1U2) 09/96→12/10							
 Radbremszylinder							
1.4 1.6 1.9 SDI	44 74 50	04/99→03/01 02/97→12/07 06/97→12/03	➡	+PR 1KN	2	24.3219-0909.3 020188	ALU
1.4 16V 1.6	55 75	09/00→12/10 11/00→12/10	➡	→ 06/10; +PR 1KN	2	24.3219-0909.3 020188	ALU
			➡	→ 06/10; +PR 1KG	2	24.3220-0909.3 020210	ALU
1.6 1.9 TDI	55 66	09/96→09/04 09/96→03/10	➡	10/96→; +PR 1KN	2	24.3219-0909.3 020188	ALU
			➡	10/96→; +PR 1KG	2	24.3220-0909.3 020210	ALU
Zubehörsatz, Bremsbacken							
1.4 1.6 1.9 SDI	44 74 50	04/99→03/01 02/97→12/07 06/97→12/03	➡	+PR 1KN / 1KG		03.0137-9149.2 669149	
1.4 16V 1.6	55 75	09/00→12/10 11/00→12/10	➡	→ 06/10; +PR 1KN / 1KG		03.0137-9149.2 669149	
1.6 1.9 TDI	55 66	09/96→09/04 09/96→03/10	➡	10/96→; +PR 1KN / 1KG		03.0137-9149.2 669149	
 Bremstrommel							
1.4 1.6 1.9 SDI	44 74 50	04/99→03/01 02/97→12/07 06/97→12/03	➡	+PR 1KN / 1KG		24.0223-0016.1 480111	Ø 290 x 39 / 231,5
1.4 16V 1.6	55 75	09/00→12/10 11/00→12/10	➡	→ 06/10; +PR 1KN / 1KG		24.0223-0016.1 480111	Ø 290 x 39 / 231,5
1.6 1.9 TDI	55 66	09/96→09/04 09/96→03/10	➡	10/96→; +PR 1KN / 1KG		24.0223-0016.1 480111	Ø 290 x 39 / 231,5
 Bremsbackensatz							
1.4 1.6 1.9 SDI	44 74 50	04/99→03/01 02/97→12/07 06/97→12/03	➡	+PR 1KN / 1KG		03.0137-0357.2 650357	Ø 230 x 32 + HEB
			➡	+PR 1KN		03.0520-5419.3 695419	Ø 230 x 32 + RZ / + Zub TopKit
			➡	+PR 1KG		03.0520-6920.3 696920	Ø 230 x 32 + RZ / + Zub TopKit
1.4 16V 1.6	55 75	09/00→12/10 11/00→12/10	➡	→ 06/10; +PR 1KN / 1KG		03.0137-0357.2 650357	Ø 230 x 32 + HEB
			➡	→ 06/10; +PR 1KN		03.0520-5419.3 695419	Ø 230 x 32 + RZ / + Zub TopKit
			➡	→ 06/10; +PR 1KG		03.0520-6920.3 696920	Ø 230 x 32 + RZ / + Zub TopKit
1.6 1.9 TDI	55 66	09/96→09/04 09/96→03/10	➡	10/96→; +PR 1KN / 1KG		03.0137-0357.2 650357	Ø 230 x 32 + HEB
			➡	10/96→; +PR 1KN		03.0520-5419.3 695419	Ø 230 x 32 + RZ / + Zub TopKit
→							












	kw			 	! #		
SKODA - OCTAVIA I (1U2) 09/96→12/10							
 Bremsbackensatz							
1.6 1.9 TDI	55 66	09/96→09/04 09/96→03/10	➔	10/96→; +PR 1KG		03.0520-6920.3 696920	Ø 230 x 32 + RZ / + Zub TopKit
 Seilzug, Feststellbremse							
1.4	44	04/99→03/01		→ 1U-Y-294000; für Fahrzeuge ohne Schlechtwegeausführung; Trommelbremse; ⚡	2	24.3727-2503.2 582503	L= 1.620
				→ 1U-Y-294000; für Fahrzeuge mit Schlechtwegeausführung; ⚡	2	24.3727-2505.2 582505	L= 1.620
				1U-Y-294001→; Trommelbremse; ⚡	2	24.3727-2509.2 582509 24.3727-2511.2 582511	L= 1.620 L= 1.620
1.4 16V	55	09/00→12/10		→ 1U-Y-294000; für Fahrzeuge ohne Schlechtwegeausführung; Trommelbremse; ⚡	2	24.3727-2503.2 582503	L= 1.620
				→ 1U-Y-294000; für Fahrzeuge mit Schlechtwegeausführung; ⚡	2	24.3727-2505.2 582505	L= 1.620
				1U-Y-294001→; → 06/10; Trommelbremse; ⚡	2	24.3727-2509.2 582509 24.3727-2511.2 582511	L= 1.620 L= 1.620
1.6 1.9 TDI	55 66	09/96→09/04 09/96→03/10		10/96→; → 1U-Y-294000; Scheibenbremse; ⚡	2	24.3727-0149.2 580149	L= 1.688
				1U-Y-294001→; → 07/00; Scheibenbremse; ⚡	2	24.3727-0173.2 580173	L= 1.693
				10/96→; → 1U-Y-294000; für Fahrzeuge ohne Schlechtwegeausführung; Trommelbremse; ⚡	2	24.3727-2503.2 582503	L= 1.620
				10/96→; → 1U-Y-294000; für Fahrzeuge mit Schlechtwegeausführung; ⚡	2	24.3727-2505.2 582505	L= 1.620
				1U-Y-294001→; Trommelbremse; ⚡	2	24.3727-2509.2 582509 24.3727-2511.2 582511	L= 1.620 L= 1.620
1.6 1.9 SDI	74 50	02/97→12/07 06/97→12/03		→ 1U-Y-294000; Scheibenbremse; ⚡	2	24.3727-0149.2 580149	L= 1.688
				1U-Y-294001→; → 07/00; Scheibenbremse; ⚡	2	24.3727-0173.2 580173	L= 1.693
				→ 1U-Y-294000; für Fahrzeuge ohne Schlechtwegeausführung; Trommelbremse; ⚡	2	24.3727-2503.2 582503	L= 1.620
				→ 1U-Y-294000; für Fahrzeuge mit Schlechtwegeausführung; ⚡	2	24.3727-2505.2 582505	L= 1.620
				1U-Y-294001→; Trommelbremse; ⚡	2	24.3727-2509.2 582509 24.3727-2511.2 582511	L= 1.620 L= 1.620
1.6	75	11/00→12/10		→ 1U-Y-294000; Scheibenbremse; ⚡	2	24.3727-0149.2 580149	L= 1.688
				→ 1U-Y-294000; für Fahrzeuge ohne Schlechtwegeausführung; Trommelbremse; ⚡	2	24.3727-2503.2 582503	L= 1.620
				→ 1U-Y-294000; für Fahrzeuge mit Schlechtwegeausführung; ⚡	2	24.3727-2505.2 582505	L= 1.620
				1U-Y-294001→; → 06/10; Trommelbremse; ⚡	2	24.3727-2509.2 582509 24.3727-2511.2 582511	L= 1.620 L= 1.620
1.8	92	09/96→07/00		10/96→; → 1U-Y-294000; Scheibenbremse; ⚡	2	24.3727-0149.2 580149	L= 1.688
				1U-Y-294001→; Scheibenbremse; ⚡	2	24.3727-0173.2 580173	L= 1.693
1.8 T	110	08/97→12/10		03/98→; → 1U-Y-294000; Scheibenbremse; ⚡	2	24.3727-0149.2 580149	L= 1.688
				1U-Y-294001→; → 07/00; Scheibenbremse; ⚡	2	24.3727-0173.2 580173	L= 1.693
1.8 T 4x4	110	05/01→05/06		Scheibenbremse; ⚡	2	24.3727-0175.2 580175	L= 1.723
1.9 TDI 2.0	81 85	08/97→01/06 04/99→05/07		→ 1U-Y-294000; Scheibenbremse; ⚡	2	24.3727-0149.2 580149	L= 1.688
				1U-Y-294001→; → 07/00; Scheibenbremse; ⚡	2	24.3727-0173.2 580173	L= 1.693
SKODA - OCTAVIA I Combi (1U5) 07/98→12/10							
 Radbremszylinder							
1.4 16V 1.6	55 75	08/00→12/10 09/00→12/10	➔	→ 06/10; +PR 1KN	2	24.3219-0909.3 020188	ALU
			➔	→ 06/10; +PR 1KG	2	24.3220-0909.3 020210	ALU
1.6	55 - 74	07/98→12/07	➔	+PR 1KN	2	24.3219-0909.3 020188	ALU
1.9 SDI 1.9 TDI ➔	50 66	07/98→12/03 07/98→03/10	➔	+PR 1KG	2	24.3220-0909.3 020210	ALU












	kw					! #		
SKODA - OCTAVIA I Combi (1U5) 07/98→12/10								
Zubehörsatz, Bremsbacken								
1.4 16V 1.6	55 75	08/00→12/10 09/00→12/10	➡	→ 06/10; +PR 1KN / 1KG			03.0137-9149.2 669149	
1.6	55 - 74	07/98→12/07	➡	+PR 1KN / 1KG			03.0137-9149.2 669149	
1.9 SDI 1.9 TDI	50 66	07/98→12/03 07/98→03/10						
 Bremstrommel								
1.4 16V 1.6	55 75	08/00→12/10 09/00→12/10	➡	→ 06/10; +PR 1KN / 1KG			24.0223-0016.1 480111	Ø 290 x 39 / 231,5
1.6	55 - 74	07/98→12/07	➡	+PR 1KN / 1KG			24.0223-0016.1 480111	Ø 290 x 39 / 231,5
1.9 SDI 1.9 TDI	50 66	07/98→12/03 07/98→03/10						
 Bremsbackensatz								
1.4 16V 1.6	55 75	08/00→12/10 09/00→12/10	➡	→ 06/10; +PR 1KN / 1KG			03.0137-0357.2 650357	Ø 230 x 32 + HEB
			➡	→ 06/10; +PR 1KN			03.0520-5419.3 695419	Ø 230 x 32 + RZ / + Zub TopKit
			➡	→ 06/10; +PR 1KG			03.0520-6920.3 696920	Ø 230 x 32 + RZ / + Zub TopKit
1.6	55 - 74	07/98→12/07	➡	+PR 1KN / 1KG			03.0137-0357.2 650357	Ø 230 x 32 + HEB
1.9 SDI 1.9 TDI	50 66	07/98→12/03 07/98→03/10	➡	+PR 1KN			03.0520-5419.3 695419	Ø 230 x 32 + RZ / + Zub TopKit
			➡	+PR 1KG			03.0520-6920.3 696920	Ø 230 x 32 + RZ / + Zub TopKit
 Seilzug, Feststellbremse								
1.4 16V	55	08/00→12/10		→ 1U-Y-294000; für Fahrzeuge ohne Schlechtwegeausführung; Trommelbremse; 		2	24.3727-2503.2 582503	L= 1.620
				→ 1U-Y-294000; für Fahrzeuge mit Schlechtwegeausführung; 		2	24.3727-2505.2 582505	L= 1.620
				1U-Y-294001→; → 06/10; Trommelbremse; 		2	24.3727-2509.2 582509 24.3727-2511.2 582511	L= 1.620 L= 1.620
1.6	55 - 74	07/98→12/07		→ 1U-Y-294000; Scheibenbremse; 		2	24.3727-0149.2 580149	L= 1.688
1.9 SDI 1.9 TDI	50 66	07/98→12/03 07/98→03/10		1U-Y-294001→; → 07/00; Scheibenbremse; 		2	24.3727-0173.2 580173	L= 1.693
				→ 1U-Y-294000; für Fahrzeuge ohne Schlechtwegeausführung; Trommelbremse; 		2	24.3727-2503.2 582503	L= 1.620
				→ 1U-Y-294000; für Fahrzeuge mit Schlechtwegeausführung; 		2	24.3727-2505.2 582505	L= 1.620
				1U-Y-294001→; Trommelbremse; 		2	24.3727-2509.2 582509 24.3727-2511.2 582511	L= 1.620 L= 1.620
1.6	75	09/00→12/10		→ 1U-Y-294000; Scheibenbremse; 		2	24.3727-0149.2 580149	L= 1.688
				→ 1U-Y-294000; für Fahrzeuge ohne Schlechtwegeausführung; Trommelbremse; 		2	24.3727-2503.2 582503	L= 1.620
				→ 1U-Y-294000; für Fahrzeuge mit Schlechtwegeausführung; 		2	24.3727-2505.2 582505	L= 1.620
				1U-Y-294001→; → 06/10; Trommelbremse; 		2	24.3727-2509.2 582509 24.3727-2511.2 582511	L= 1.620 L= 1.620
1.8 20V	92	07/98→07/00		→ 1U-Y-294000; Scheibenbremse; 		2	24.3727-0149.2 580149	L= 1.688
				1U-Y-294001→; Scheibenbremse; 		2	24.3727-0173.2 580173	L= 1.693
1.8 T 1.9 TDI 2.0	110 81 85	07/98→12/10 07/98→01/06 04/99→05/07		→ 1U-Y-294000; Scheibenbremse; 		2	24.3727-0149.2 580149	L= 1.688
				1U-Y-294001→; → 07/00; Scheibenbremse; 		2	24.3727-0173.2 580173	L= 1.693
1.8 T 4x4 1.9 TDI 4x4	110 66 - 74	05/01→05/06 11/99→02/06		Scheibenbremse; 		2	24.3727-0175.2 580175	L= 1.723
2.0 4x4	85	08/00→09/04		05/01→; Scheibenbremse; 		2	24.3727-0175.2 580175	L= 1.723
2.0 4x4	88	01/00→12/10		→ 06/10; Scheibenbremse; 		2	24.3727-0175.2 580175	L= 1.723
SKODA - OCTAVIA I Kasten/Kombi (1U5) 08/00→03/10								
 Radbremszylinder								
1.9 D 1.9 TDI	50 66	08/00→12/03 08/00→03/10	➡	+PR 1KN			24.3219-0909.3 020188	ALU
			➡	+PR 1KG			24.3220-0909.3 020210	ALU
Zubehörsatz, Bremsbacken								
1.9 D 1.9 TDI →	50 66	08/00→12/03 08/00→03/10	➡	+PR 1KN / 1KG			03.0137-9149.2 669149	












	kw					! #		
SKODA - OCTAVIA I Kasten/Kombi (1U5) 08/00→03/10								
 Bremstrommel								
1.9 D 1.9 TDI	50 66	08/00→12/03 08/00→03/10	➡	+PR 1KN / 1KG		24.0223-0016.1	480111	Ø 290 x 39 / 231,5
 Bremsbackensatz								
1.9 D 1.9 TDI	50 66	08/00→12/03 08/00→03/10	➡	+PR 1KN / 1KG		03.0137-0357.2	650357	Ø 230 x 32 + HEB
			➡	+PR 1KN		03.0520-5419.3	695419	Ø 230 x 32 + RZ / + Zub TopKit
			➡	+PR 1KG		03.0520-6920.3	696920	Ø 230 x 32 + RZ / + Zub TopKit
 Seilzug, Feststellbremse								
1.9 D 1.9 TDI	50 66	08/00→12/03 08/00→03/10		→ 1U-Y-294000; Scheibenbremse; 	2	24.3727-0149.2	580149	L= 1.688
				1U-Y-294001→; Scheibenbremse; 	2	24.3727-0173.2	580173	L= 1.693
				→ 1U-Y-294000; für Fahrzeuge ohne Schlechtwegeausführung; Trommelbremse; 	2	24.3727-2503.2	582503	L= 1.620
				→ 1U-Y-294000; für Fahrzeuge mit Schlechtwegeausführung; 	2	24.3727-2505.2	582505	L= 1.620
				1U-Y-294001→; Trommelbremse; 	2	24.3727-2509.2	582509	L= 1.620
						24.3727-2511.2	582511	L= 1.620
SKODA - OCTAVIA II (1Z3) 02/04→06/13								
 Seilzug, Feststellbremse								
1.2 TSI 1.4 TSI 1.6 TDI 1.8 TSI	77 90 77 112 -	02/10→06/13 11/08→06/13 06/09→04/13 06/07→06/13		→ 01/13; Scheibenbremse; 	2	24.3727-0195.2	580195	L= 1.447
2.0 TDI	118 81	03/10→06/13						
1.4 1.6 FSI 2.0 TDI	55 85 100	05/04→05/06 02/04→10/08 02/04→05/10		12/05→; Scheibenbremse; 	2	24.3727-0195.2	580195	L= 1.447
				06/04→ 11/05; Scheibenbremse; 	2	24.3727-2708.2	582708	L= 1.447
1.4 1.6 2.0 TFSI	59 75 147	06/04→04/13 06/04→06/13 10/05→02/13		12/05→ 01/13; Scheibenbremse; 	2	24.3727-0195.2	580195	L= 1.447
				→ 11/05; Scheibenbremse; 	2	24.3727-2708.2	582708	L= 1.447
1.6 LPG 1.6 MultiFuel	75 75	08/09→11/12 01/08→06/13		09/09→; Scheibenbremse; 	2	24.3727-0195.2	580195	L= 1.447
				09/09→ 01/13; Scheibenbremse; 	2	24.3727-0195.2	580195	L= 1.447
1.9 TDI 2.0 FSI 2.0 TDI	77 110 103	06/04→12/10 11/04→10/08 11/05→05/10		12/05→; Scheibenbremse; 	2	24.3727-0195.2	580195	L= 1.447
				→ 11/05; Scheibenbremse; 	2	24.3727-2708.2	582708	L= 1.447
2.0 TDI 16V	103	02/04→04/13		12/05→ 01/13; Scheibenbremse; 	2	24.3727-0195.2	580195	L= 1.447
				06/04→ 11/05; Scheibenbremse; 	2	24.3727-2708.2	582708	L= 1.447
2.0 TDI RS	125	04/06→02/13		Scheibenbremse; 	2	24.3727-0195.2	580195	L= 1.447
SKODA - OCTAVIA II Combi (1Z5) 02/04→06/13								
 Seilzug, Feststellbremse								
1.2 TSI 1.4 1.4 TSI 1.6 TDI 1.6 TDI 4x4 1.8 TSI	77 59 90 77 77 112 -	02/10→04/13 05/06→06/13 11/08→06/13 06/09→04/13 06/09→02/13 06/07→06/13		→ 01/13; Scheibenbremse; 	2	24.3727-0195.2	580195	L= 1.447
1.8 TSI 4x4	118 118	11/08→02/13						
2.0 TDI 2.0 TDI 16V 4x4 2.0 TDI 4x4	81 103 81	03/10→06/13 05/10→02/13 05/11→02/13						
1.4 1.6 FSI 2.0 TDI 16V	55 85 100	05/04→05/06 02/04→10/08 02/04→05/10		12/05→; Scheibenbremse; 	2	24.3727-0195.2	580195	L= 1.447
				06/04→ 11/05; Scheibenbremse; 	2	24.3727-2708.2	582708	L= 1.447
1.6 2.0 TFSI	75 147	09/04→06/13 10/05→02/13		12/05→ 01/13; Scheibenbremse; 	2	24.3727-0195.2	580195	L= 1.447
				→ 11/05; Scheibenbremse; 	2	24.3727-2708.2	582708	L= 1.447
1.6 LPG 1.6 MultiFuel	75 75	08/09→11/12 01/08→06/13		09/09→; Scheibenbremse; 	2	24.3727-0195.2	580195	L= 1.447
				09/09→ 01/13; Scheibenbremse; 	2	24.3727-0195.2	580195	L= 1.447
1.9 TDI 1.9 TDI 4x4 2.0 FSI 2.0 FSI 4x4 2.0 TDI	77 77 110 110 103	09/04→12/10 11/04→12/10 11/04→10/08 11/04→04/09 11/05→05/10		12/05→; Scheibenbremse; 	2	24.3727-0195.2	580195	L= 1.447
				→ 11/05; Scheibenbremse; 	2	24.3727-2708.2	582708	L= 1.447
2.0 TDI 16V	103	02/04→05/13		12/05→ 01/13; Scheibenbremse; 	2	24.3727-0195.2	580195	L= 1.447
				06/04→ 11/05; Scheibenbremse; 	2	24.3727-2708.2	582708	L= 1.447
2.0 TDI 4x4 2.0 TDI RS	103 125	07/06→05/10 04/06→02/13		Scheibenbremse; 	2	24.3727-0195.2	580195	L= 1.447













	kw					! #		
SKODA - OCTAVIA III (5E3, NL3, NR3) 11/12→03/21								
 Seilzug, Feststellbremse								
1.0 TSI	85	05/16→10/20		+PR 0N4; Scheibenbremse; ↓		1	24.3727-3412.2 583412	L= 1.717
1.2 TSI	81	05/15→02/17						
1.4 TSI	103	11/12→02/17		+PR 0N1; Scheibenbremse; ↓		1	24.3727-3414.2 583414	L= 1.765
1.4 TSI G-TEC	81	11/13→02/17						
1.5 TSI	110	02/17→10/20						
1.6	81	01/14→10/20						
1.6 TDI	81 -	05/13→10/20						
	85							
1.6 TDI 4x4	77 -	05/13→10/20						
	85							
1.8 TSI	132	11/12→10/20						
1.8 TSI 4x4	132	05/14→10/20						
2.0 TDI	105	11/12→02/17						
2.0 TDI 4x4	110	05/13→10/20						
2.0 TDI RS	135	05/13→10/20						
2.0 TSI	140	02/17→10/20						
2.0 TSI 4x4	140	02/19→10/20						
2.0 TSI RS	162 -	05/13→10/20						
	180							
1.2 TSI	63 -	11/12→02/17		02/13→; +PR 0N4; Scheibenbremse; ↓		1	24.3727-3412.2 583412	L= 1.717
	77							
1.6 TDI	66 -	11/12→10/20		02/13→; +PR 0N1; Scheibenbremse; ↓		1	24.3727-3414.2 583414	L= 1.765
	77							
2.0 TDI	110	11/12→10/20						
1.4 TSI	110	08/14→10/20		05/15→; +PR 0N4; Scheibenbremse; ↓		1	24.3727-3412.2 583412	L= 1.717
				05/15→; +PR 0N1; Scheibenbremse; ↓		1	24.3727-3414.2 583414	L= 1.765
2.0 TDI / TDI RS 4x4	135	05/13→10/20		09/14→; +PR 0N4; Scheibenbremse; ↓		1	24.3727-3412.2 583412	L= 1.717
				09/14→; +PR 0N1; Scheibenbremse; ↓		1	24.3727-3414.2 583414	L= 1.765
SKODA - OCTAVIA III Combi (5E5, 5E6) 11/12→10/20								
 Seilzug, Feststellbremse								
1.0 TSI	85	05/16→10/20		+PR 0N4; Scheibenbremse; ↓		1	24.3727-3412.2 583412	L= 1.717
1.2 TSI	81	05/15→02/17						
1.4 TSI	103	11/12→02/17		+PR 0N1; Scheibenbremse; ↓		1	24.3727-3414.2 583414	L= 1.765
1.4 TSI G-TEC	81	11/12→02/17						
1.5 TSI	110	02/17→10/20						
1.5 TSI G-TEC	96	01/19→10/20						
1.6	81	01/14→02/17						
1.6 TDI	81 -	05/13→10/20						
	85							
1.6 TDI 4x4	77 -	11/12→10/20						
	85							
1.8 TSI	132	11/12→10/20						
1.8 TSI 4x4	132	11/12→02/17						
2.0 TDI	105	11/12→02/17						
2.0 TDI / TDI RS 4x4	135	05/13→10/20						
2.0 TDI 4x4	110	11/12→10/20						
2.0 TDI RS	135	05/13→10/20						
2.0 TSI	140	02/17→10/20						
2.0 TSI 4x4	140	02/19→10/20						
2.0 TSI RS	169 -	05/15→10/20						
	180							
1.2 TSI	63 -	11/12→02/17		02/13→; +PR 0N4; Scheibenbremse; ↓		1	24.3727-3412.2 583412	L= 1.717
	77							
1.6 TDI	66 -	11/12→10/20		02/13→; +PR 0N1; Scheibenbremse; ↓		1	24.3727-3414.2 583414	L= 1.765
	77							
2.0 TDI	110	11/12→10/20						
1.4 TSI	110	08/14→10/20		05/15→; +PR 0N4; Scheibenbremse; ↓		1	24.3727-3412.2 583412	L= 1.717
				05/15→; +PR 0N1; Scheibenbremse; ↓		1	24.3727-3414.2 583414	L= 1.765
2.0 TSI RS	162	11/12→02/17		05/13→; +PR 0N4; Scheibenbremse; ↓		1	24.3727-3412.2 583412	L= 1.717
				05/13→; +PR 0N1; Scheibenbremse; ↓		1	24.3727-3414.2 583414	L= 1.765
SKODA - RAPID (NA2) 09/11→								
 Radbremszylinder								
1.6 TDI	77	10/11→12/13	➡	+PR 1KL		2	24.3219-1762.3 020550	ALU
Zubehörsatz, Bremsbacken								
1.6 TDI	77	10/11→12/13	➡	+PR 1KL			03.0137-9309.2 669309	AP
 Bremsbackensatz								
1.6 TDI	77	10/11→12/13	➡	+PR 1KL			03.0137-0521.2 650521 03.0520-8519.3 698519	AP Ø 228 x 33 - HEB Ø 228 x 33 + RZ / + Zub TopKit
→								












































	kw			 	! #		
SKODA - RAPID (NA2) 09/11→							
 Seilzug, Feststellbremse							
1.6 TDI	77	10/11→12/13		+PR 1KT; Scheibenbremse; ↓	2	24.3727-2710.2 582710	L= 1.780
				+PR 1KL; Trommelbremse; ↓	2	24.3727-2711.2 582711	L= 1.707
SKODA - RAPID (NH3, NK3, NK6) 07/12→							
 Radbremszylinder							
1.0 TSI	70 - 81	06/17→12/19	➡	+PR 1KL	2	24.3219-1762.3 020550	ALU
1.2 TSI	66 - 81	05/15→12/19					
1.4 TDI	66	05/15→12/19					
1.4 TSI	92	05/15→12/19					
1.6	81	05/15→12/19					
1.6 SRE	66	06/15→12/19					
1.6 TDI	66 - 85	08/13→12/19					
1.2	55	07/12→06/15	➡	10/12→; +PR 1KL	2	24.3219-1762.3 020550	ALU
1.2 LPG	55 - 63	07/12→06/15					
1.2 TSI	63 - 77	07/12→05/15					
1.4 TSI	90	07/12→06/15					
1.6 TDI	77	07/12→12/19					
1.6	77	07/12→06/15	➡	07/13→; +PR 1KL	2	24.3219-1762.3 020550	ALU
Zubehörsatz, Bremsbacken							
1.0 TSI	70 - 81	06/17→12/19	➡	+PR 1KL		03.0137-9309.2 669309	AP
1.2 TSI	66 - 81	05/15→12/19					
1.4 TDI	66	05/15→12/19					
1.4 TSI	92	05/15→12/19					
1.6	81	05/15→12/19					
1.6 SRE	66	06/15→12/19					
1.6 TDI	66 - 85	08/13→12/19					
1.2	55	07/12→06/15	➡	10/12→; +PR 1KL		03.0137-9309.2 669309	AP
1.2 LPG	55 - 63	07/12→06/15					
1.2 TSI	63 - 77	07/12→05/15					
1.4 TSI	90	07/12→06/15					
1.6 TDI	77	07/12→12/19					
1.6	77	07/12→06/15	➡	07/13→; +PR 1KL		03.0137-9309.2 669309	AP
 Bremsbackensatz							
1.0 TSI	70 - 81	06/17→12/19	➡	+PR 1KL		03.0137-0521.2 650521	AP Ø 228 x 33 - HEB
1.2 TSI	66 - 81	05/15→12/19				03.0520-8519.3 698519	Ø 228 x 33 + RZ / + Zub TopKit
1.4 TDI	66	05/15→12/19					
1.4 TSI	92	05/15→12/19					
1.6	81	05/15→12/19					
1.6 SRE	66	06/15→12/19					
1.6 TDI	66 - 85	08/13→12/19					
1.2	55	07/12→06/15	➡	10/12→; +PR 1KL		03.0137-0521.2 650521	AP Ø 228 x 33 - HEB
1.2 LPG	55 - 63	07/12→06/15				03.0520-8519.3 698519	Ø 228 x 33 + RZ / + Zub TopKit
1.2 TSI	63 - 77	07/12→05/15					
1.4 TSI	90	07/12→06/15					
1.6 TDI	77	07/12→12/19					
1.6	77	07/12→06/15	➡	07/13→; +PR 1KL		03.0137-0521.2 650521	AP Ø 228 x 33 - HEB
						03.0520-8519.3 698519	Ø 228 x 33 + RZ / + Zub TopKit
 Seilzug, Feststellbremse							
1.0 TSI	70 - 81	06/17→12/19		+PR 1KT; Scheibenbremse; ↓	2	24.3727-2710.2 582710	L= 1.780
1.2 TSI	66 - 81	05/15→12/19		+PR 1KL; Trommelbremse; ↓	2	24.3727-2711.2 582711	L= 1.707
1.4 TDI	66	05/15→12/19					
1.6	81	05/15→12/19					
1.6 SRE	66	06/15→12/19					
1.6 TDI	66 - 85	08/13→12/19					
1.2	55	07/12→06/15		10/12→; +PR 1KT; Scheibenbremse; ↓	2	24.3727-2710.2 582710	L= 1.780
1.2 LPG	55 - 63	07/12→06/15		10/12→; +PR 1KL; Trommelbremse; ↓	2	24.3727-2711.2 582711	L= 1.707
















	kw					! #		
SKODA - RAPID (NH3, NK3, NK6) 07/12→								
 Seilzug, Feststellbremse								
1.2 TSI	63 - 77	07/12→05/15		10/12→; +PR 1KT; Scheibenbremse; ↓		2	24.3727-2710.2 582710	L= 1.780
1.4 TSI	90	07/12→06/15		10/12→; +PR 1KL; Trommelbremse; ↓		2	24.3727-2711.2 582711	L= 1.707
1.6 TDI	77	07/12→12/19						
1.4 TSI	92	05/15→12/19		+PR 1KT; Scheibenbremse; ↓		2	24.3727-2710.2 582710	L= 1.780
1.6	77	07/12→06/15		07/13→; +PR 1KT; Scheibenbremse; ↓		2	24.3727-2710.2 582710	L= 1.780
				07/13→; +PR 1KL; Trommelbremse; ↓		2	24.3727-2711.2 582711	L= 1.707
SKODA - RAPID Spaceback (NH1) 07/12→12/19								
 Radbremszylinder								
1.0 TSI	70 - 81	06/17→12/19	➡	+PR 1KL		2	24.3219-1762.3 020550	ALU
1.2 TSI	66 - 81	05/15→12/19						
1.4 TDI	66	05/15→12/19						
1.4 TSI	92	05/15→12/19						
1.6 SRE	81	05/15→12/19						
1.6 TDI	66 - 85	08/13→12/19						
1.2	55	07/12→06/15	➡	10/12→; +PR 1KL		2	24.3219-1762.3 020550	ALU
1.2 LPG	55 - 63	07/12→06/15						
1.2 TSI	63 - 77	07/12→05/15						
1.4 TSI	90	07/12→06/15						
1.6 TDI	77	07/12→12/19						
1.6	77	07/12→06/15	➡	07/13→; +PR 1KL		2	24.3219-1762.3 020550	ALU
Zubehörsatz, Bremsbacken								
1.0 TSI	70 - 81	06/17→12/19	➡	+PR 1KL			03.0137-9309.2 669309	AP
1.2 TSI	66 - 81	05/15→12/19						
1.4 TDI	66	05/15→12/19						
1.4 TSI	92	05/15→12/19						
1.6 SRE	81	05/15→12/19						
1.6 TDI	66 - 85	08/13→12/19						
1.2	55	07/12→06/15	➡	10/12→; +PR 1KL			03.0137-9309.2 669309	AP
1.2 LPG	55 - 63	07/12→06/15						
1.2 TSI	63 - 77	07/12→05/15						
1.4 TSI	90	07/12→06/15						
1.6 TDI	77	07/12→12/19						
1.6	77	07/12→06/15	➡	07/13→; +PR 1KL			03.0137-9309.2 669309	AP
 Bremsbackensatz								
1.0 TSI	70 - 81	06/17→12/19	➡	+PR 1KL			03.0137-0521.2 650521	AP Ø 228 x 33 - HEB
1.2 TSI	66 - 81	05/15→12/19					03.0520-8519.3 698519	Ø 228 x 33 + RZ / + Zub TopKit
1.4 TDI	66	05/15→12/19						
1.4 TSI	92	05/15→12/19						
1.6 SRE	81	05/15→12/19						
1.6 TDI	66 - 85	08/13→12/19						
1.2	55	07/12→06/15	➡	10/12→; +PR 1KL			03.0137-0521.2 650521	AP Ø 228 x 33 - HEB
1.2 LPG	55 - 63	07/12→06/15					03.0520-8519.3 698519	Ø 228 x 33 + RZ / + Zub TopKit
1.2 TSI	63 - 77	07/12→05/15						
1.4 TSI	90	07/12→06/15						
1.6 TDI	77	07/12→12/19						
1.6	77	07/12→06/15	➡	07/13→; +PR 1KL			03.0137-0521.2 650521	AP Ø 228 x 33 - HEB
							03.0520-8519.3 698519	Ø 228 x 33 + RZ / + Zub TopKit
 Seilzug, Feststellbremse								
1.0 TSI	70 - 81	06/17→12/19		+PR 1KT; Scheibenbremse; ↓		2	24.3727-2710.2 582710	L= 1.780
1.2 TSI	66 - 81	05/15→12/19		+PR 1KL; Trommelbremse; ↓		2	24.3727-2711.2 582711	L= 1.707
1.4 TDI	66	05/15→12/19						
1.6 SRE	81	05/15→12/19						
1.6 TDI	66 - 85	08/13→12/19						
1.2	55	07/12→06/15		10/12→; +PR 1KT; Scheibenbremse; ↓		2	24.3727-2710.2 582710	L= 1.780
→								















	kw					! #		
SKODA - RAPID Spaceback (NH1) 07/12→12/19								
 Seilzug, Feststellbremse								
1.2 LPG	55 - 63	07/12→06/15			10/12→; +PR 1KL; Trommelbremse; ↓	2	24.3727-2711.2 582711	L= 1.707
1.2 TSI	63 - 77	07/12→05/15						
1.4 TSI	90	07/12→06/15						
1.6 TDI	77	07/12→12/19						
1.4 TSI	92	05/15→12/19			+PR 1KT; Scheibenbremse; ↓	2	24.3727-2710.2 582710	L= 1.780
1.6	77	07/12→06/15			07/13→; +PR 1KT; Scheibenbremse; ↓	2	24.3727-2710.2 582710	L= 1.780
					07/13→; +PR 1KL; Trommelbremse; ↓	2	24.3727-2711.2 582711	L= 1.707
SKODA - ROOMSTER (5J7) 03/06→05/15								
 Radbremszylinder								
1.2	47	05/06→01/07	➡		07/06→; +PR 1KC	2	24.3219-0909.3 020188	ALU
1.2	51	01/07→05/15	➡		→ 04/15; +PR 1KC	2	24.3219-0909.3 020188	ALU
1.2 LPG	51	03/09→05/15	➡					
1.4	63	09/06→05/15	➡		03/10→ 04/15; +PR 1KL	2	24.3219-1762.3 020550	ALU
1.6	77	09/06→05/15	➡					
1.2 TDI	55	03/10→05/15	➡		→ 04/15; +PR 1KC	2	24.3219-0909.3 020188	ALU
1.2 TSI	63 - 77	03/10→05/15	➡		→ 04/15; +PR 1KL	2	24.3219-1762.3 020550	ALU
1.4 LPG	63	03/10→05/15	➡					
1.6 TDI	66 - 77	03/10→05/15	➡					
1.4 TDI	51 - 59	07/06→03/10	➡		+PR 1KC	2	24.3219-0909.3 020188	ALU
1.6 LPG	77	06/06→07/10	➡		03/10→; +PR 1KL	2	24.3219-1762.3 020550	ALU
1.9 TDI	77	09/06→03/10	➡					
Zubehörsatz, Bremsbacken								
1.2	47	05/06→01/07	➡		07/06→; +PR 1KC		03.0137-9149.2 669149	
1.2	51	01/07→05/15	➡		→ 04/15; +PR 1KC		03.0137-9149.2 669149	
1.2 LPG	51	03/09→05/15	➡					
1.4	63	09/06→05/15	➡		03/10→ 04/15; +PR 1KL		03.0137-9309.2 669309	AP
1.6	77	09/06→05/15	➡					
1.2 TDI	55	03/10→05/15	➡		→ 04/15; +PR 1KC		03.0137-9149.2 669149	
1.2 TSI	63 - 77	03/10→05/15	➡		→ 04/15; +PR 1KL		03.0137-9309.2 669309	AP
1.4 LPG	63	03/10→05/15	➡					
1.6 TDI	66 - 77	03/10→05/15	➡					
1.4 TDI	51 - 59	07/06→03/10	➡		+PR 1KC		03.0137-9149.2 669149	
1.6 LPG	77	06/06→07/10	➡		03/10→; +PR 1KL		03.0137-9309.2 669309	AP
1.9 TDI	77	09/06→03/10	➡					
 Bremsstrommel								
1.2	47	05/06→01/07	➡		+PR 1KC		24.0223-0016.1 480111	Ø 290 x 39 / 231,5
1.4 TDI	51 - 59	07/06→03/10	➡					
1.6 LPG	77	06/06→07/10	➡					
1.9 TDI	77	09/06→03/10	➡					
1.2	51	01/07→05/15	➡		→ 04/15; +PR 1KC		24.0223-0016.1 480111	Ø 290 x 39 / 231,5
1.2 LPG	51	03/09→05/15	➡					
1.2 TDI	55	03/10→05/15	➡					
1.2 TSI	63 - 77	03/10→05/15	➡					
1.4	63	09/06→05/15	➡					
1.4 LPG	63	03/10→05/15	➡					
1.6	77	09/06→05/15	➡					
1.6 TDI	66 - 77	03/10→05/15	➡					
 Bremsbackensatz								
1.2	47	05/06→01/07	➡		07/06→; +PR 1KC		03.0137-0357.2 650357	Ø 230 x 32 + HEB
			➡		+PR 1KL		03.0520-5419.3 695419	Ø 230 x 32 + RZ / + Zub TopKit
			➡		+PR 1KL		03.0520-8519.3 698519	Ø 228 x 33 + RZ / + Zub TopKit
1.2	51	01/07→05/15	➡		→ 04/15; +PR 1KC		03.0137-0357.2 650357	Ø 230 x 32 + HEB
1.2 LPG	51	03/09→05/15	➡				03.0520-5419.3 695419	Ø 230 x 32 + RZ / + Zub TopKit
1.4	63	09/06→05/15	➡				03.0137-0521.2 650521	AP Ø 228 x 33 - HEB
1.6	77	09/06→05/15	➡		03/10→ 04/15; +PR 1KL		03.0520-8519.3 698519	Ø 228 x 33 + RZ / + Zub TopKit
1.2 TDI	55	03/10→05/15	➡		→ 04/15; +PR 1KC		03.0137-0357.2 650357	Ø 230 x 32 + HEB
1.2 TSI	63 - 77	03/10→05/15	➡				03.0520-5419.3 695419	Ø 230 x 32 + RZ / + Zub TopKit
1.4 LPG	63	03/10→05/15	➡		→ 04/15; +PR 1KL		03.0137-0521.2 650521	AP Ø 228 x 33 - HEB
















	kw					! #		
SKODA - ROOMSTER (5J7) 03/06→05/15								
 Bremsbackensatz								
1.6 TDI	66 - 77	03/10→05/15	➡	→ 04/15; +PR 1KL			03.0520-8519.3 698519	Ø 228 x 33 + RZ / + Zub TopKit
1.4 TDI	51 - 59	07/06→03/10	➡	+PR 1KC			03.0137-0357.2 650357	Ø 230 x 32 + HEB
1.6 LPG	77	06/06→07/10	➡	03/10→; +PR 1KL			03.0520-5419.3 695419	Ø 230 x 32 + RZ / + Zub TopKit
1.9 TDI	77	09/06→03/10			03.0137-0521.2 650521	AP Ø 228 x 33 - HEB		
1.9 TDI	74	03/06→05/06	➡	+PR 1KL			03.0520-8519.3 698519	Ø 228 x 33 + RZ / + Zub TopKit
SKODA - ROOMSTER Praktik (5J) 03/07→05/15								
 Radbremszylinder								
1.2	51	03/07→05/15	➡	→ 04/15; +PR 1KC			24.3219-0909.3 020188	ALU
1.4	63	03/07→05/15	➡	03/10→ 04/15; +PR 1KL			24.3219-1762.3 020550	ALU
1.2 TDI	55	03/10→05/15	➡	→ 04/15; +PR 1KC			24.3219-0909.3 020188	ALU
1.2 TSI	63	03/10→05/15	➡	→ 04/15; +PR 1KL			24.3219-1762.3 020550	ALU
1.6 TDI	66	03/10→05/15			24.3219-0909.3 020188	ALU		
1.4 TDI	51 - 59	03/07→03/10	➡	+PR 1KC			24.3219-0909.3 020188	ALU
			➡	03/10→; +PR 1KL			24.3219-1762.3 020550	ALU
Zubehörsatz, Bremsbacken								
1.2	51	03/07→05/15	➡	→ 04/15; +PR 1KC			03.0137-9149.2 669149	
1.4	63	03/07→05/15	➡	03/10→ 04/15; +PR 1KL			03.0137-9309.2 669309	AP
1.2 TDI	55	03/10→05/15	➡	→ 04/15; +PR 1KC			03.0137-9149.2 669149	
1.2 TSI	63	03/10→05/15	➡	→ 04/15; +PR 1KL			03.0137-9309.2 669309	AP
1.6 TDI	66	03/10→05/15			03.0137-9149.2 669149			
1.4 TDI	51 - 59	03/07→03/10	➡	+PR 1KC			03.0137-9149.2 669149	
			➡	03/10→; +PR 1KL			03.0137-9309.2 669309	AP
 Bremstrommel								
1.2	51	03/07→05/15	➡	→ 04/15; +PR 1KC			24.0223-0016.1 480111	Ø 290 x 39 / 231,5
1.2 TDI	55	03/10→05/15	➡					
1.2 TSI	63	03/10→05/15						
1.4	63	03/07→05/15						
1.6 TDI	66	03/10→05/15						
1.4 TDI	51 - 59	03/07→03/10	➡	+PR 1KC			24.0223-0016.1 480111	Ø 290 x 39 / 231,5
 Bremsbackensatz								
1.2	51	03/07→05/15	➡	→ 04/15; +PR 1KC			03.0137-0357.2 650357	Ø 230 x 32 + HEB
1.4	63	03/07→05/15	➡	03/10→ 04/15; +PR 1KL			03.0520-5419.3 695419	Ø 230 x 32 + RZ / + Zub TopKit
					03.0137-0521.2 650521	AP Ø 228 x 33 - HEB		
							03.0520-8519.3 698519	Ø 228 x 33 + RZ / + Zub TopKit
1.2 TDI	55	03/10→05/15	➡	→ 04/15; +PR 1KC			03.0137-0357.2 650357	Ø 230 x 32 + HEB
1.2 TSI	63	03/10→05/15	➡	→ 04/15; +PR 1KL			03.0520-5419.3 695419	Ø 230 x 32 + RZ / + Zub TopKit
1.6 TDI	66	03/10→05/15			03.0137-0521.2 650521	AP Ø 228 x 33 - HEB		
							03.0520-8519.3 698519	Ø 228 x 33 + RZ / + Zub TopKit
1.4 TDI	51 - 59	03/07→03/10	➡	+PR 1KC			03.0137-0357.2 650357	Ø 230 x 32 + HEB
			➡	03/10→; +PR 1KL			03.0520-5419.3 695419	Ø 230 x 32 + RZ / + Zub TopKit
							03.0137-0521.2 650521	AP Ø 228 x 33 - HEB
							03.0520-8519.3 698519	Ø 228 x 33 + RZ / + Zub TopKit
SKODA - SCALA (NW1) 02/19→								
 Radbremszylinder								
1.0 TGI CNG	66	11/19→	➡	+PR 1KA	2		24.3220-1757.3 020605	ALU
1.0 TSI	70 - 85	02/19→						
1.5 TSI	110	02/19→						
1.6 SRE	81	02/19→						
1.6 TDI	70 - 85	02/19→						
Zubehörsatz, Bremsbacken								
1.0 TGI CNG	66	11/19→	➡	+PR 1KA			03.0137-9309.2 669309	AP
1.0 TSI	70 - 85	02/19→	➡					
1.5 TSI	110	02/19→						
1.6 SRE	81	02/19→						
1.6 TDI	70 - 85	02/19→						
→								























	kw					! #		
SKODA - SCALA (NW1) 02/19→								
 Bremsbackensatz								
1.0 TGI CNG 1.0 TSI 1.5 TSI 1.6 SRE 1.6 TDI	66 70 - 85 110 81 70 - 85	11/19→ 02/19→ 02/19→ 02/19→ 02/19→	➔	+PR 1KA			03.0137-0540.2 650540	Ø 228 x 42 + HEB
SKODA - SUPERB I (3U4) 12/01→03/08								
 Seilzug, Feststellbremse								
1.8 T 2.0	110 85	12/01→03/08 12/01→03/08		→ 02/08; Scheibenbremse; <input type="checkbox"/>			24.3727-2506.2 582506	L= 1.992
1.9 TDI 2.0 TDI 2.5 TDI	74 - 77 91 114	08/02→05/07 02/06→03/08 12/01→08/03		Scheibenbremse; <input type="checkbox"/>			24.3727-2507.2 582507	L= 1.992
1.9 TDI 2.0 TDI 2.5 TDI 2.8 V6	85 - 96 103 120 140 - 142	12/01→03/08 10/05→03/08 06/03→03/08 12/01→03/08		→ 12/07; Scheibenbremse; <input type="checkbox"/>			24.3727-2506.2 582506	L= 1.992
SKODA - SUPERB II (3T4) 03/08→05/15								
 Seilzug, Feststellbremse								
1.4 TSI 1.8 TSI 1.9 TDI 2.0 TDI	92 118 77 103 - 125	07/08→05/15 03/08→05/15 03/08→11/10 03/08→05/15		08/08→ 11/08; +PR 1SA / 1SK; Scheibenbremse; <input checked="" type="checkbox"/>	2		24.3727-2510.2 582510	L= 1.590
1.8 TSI 4x4 3.6 FSI 4x4	118 191	11/08→05/15 11/08→05/15		→ 11/08; +PR 1SA / 1SK; Scheibenbremse; <input checked="" type="checkbox"/>	2		24.3727-2510.2 582510	L= 1.590
2.0 TDI 4x4	125	09/08→05/15		10/08→ 11/08; +PR 1SA / 1SK; Scheibenbremse; <input checked="" type="checkbox"/>	2		24.3727-2510.2 582510	L= 1.590
SKODA - YETI (5L) 05/09→12/17								
 Seilzug, Feststellbremse								
1.2 TSI 1.4 TSI 1.4 TSI 4x4 1.6 1.6 TDI 1.8 TSI 4x4 2.0 TDI 2.0 TDI 4x4	77 - 81 90 - 92 110 81 77 112 - 118 81 - 110 81 - 125	09/09→12/17 06/10→12/17 05/15→12/17 04/14→12/17 11/10→05/15 05/09→12/17 11/09→12/17 05/09→12/17		+PR 1SA / 1SK; Scheibenbremse; <input checked="" type="checkbox"/>	2		24.3727-0195.2 580195	L= 1.447
SMART - CABRIO (450) 03/00→01/04								
 Radbremszylinder								
0.6 0.7 0.8 CDI	40 - 52 45 - 55 30	03/00→01/04 01/03→01/04 03/01→01/04	➔	J 000001→; <input type="checkbox"/>			24.3220-1735.3 020521	ALU
			➔	J 000001→; <input type="checkbox"/>			24.3220-1736.3 020522	ALU
			➔	→ J 000000; <input type="checkbox"/>			24.3222-1721.3 020456	GG
			➔	→ J 000000; <input type="checkbox"/>			24.3222-1722.3 020457	GG
Zubehörsatz, Bremsbacken								
0.6 0.7 0.8 CDI	40 - 52 45 - 55 30	03/00→01/04 01/03→01/04 03/01→01/04	➔	J 000001→			03.0137-9308.2 669308	
			➔	→ J 000000			03.0137-9308.2 669308	
 Bremstrommel								
0.6 0.7 0.8 CDI →	40 - 52 45 - 55 30	03/00→01/04 01/03→01/04 03/01→01/04	➔				24.0220-3027.1 480168	Ø 235 x 39,6 / 204,5


















	kw			 	! #		
SMART - CABRIO (450) 03/00→01/04							
 Bremsbackensatz							
0.6	40 - 52	03/00→01/04	➔	→ J 000000		03.0137-0393.2 650393	BOS Ø 203 x 32 + HEB
0.7	45 - 55	01/03→01/04				03.0520-6522.3 696522	BOS Ø 203 x 32 + RZ / + Zub TopKit
0.8 CDI	30	03/01→01/04	➔	J 000001→		03.0137-0487.2 650487	Ø 203 x 32 + HEB
						03.0520-9520.3 699520	Ø 203 x 32 + RZ / + Zub TopKit
 Seilzug, Feststellbremse							
0.6	40 - 52	03/00→01/04		Trommelbremse; 	1	24.3727-2802.2 582802	Satz L= 990 L2= 990 + Zub
0.7	45 - 55	01/03→01/04					
0.8 CDI	30	03/01→01/04					
SMART - CITY-COUPÉ (450) 07/98→01/04							
 Radbremszylinder							
0.6	45 - 52	01/01→01/04	➔	J 000001→; 		24.3220-1735.3 020521	ALU
0.7	37 - 55	01/03→01/04	➔	J 000001→; 		24.3220-1736.3 020522	ALU
0.8 CDI	30	11/99→01/04	➔	→ J 000000; 		24.3222-1721.3 020456	GG
			➔	→ J 000000; 		24.3222-1722.3 020457	GG
0.6	33 - 40	07/98→01/04	➔	→ 10/99; 		24.3217-1713.3 020450	GG
			➔	→ 10/99; 		24.3217-1714.3 020451	GG
			➔	11/99→; 		24.3222-1721.3 020456	GG
			➔	11/99→; 		24.3222-1722.3 020457	GG
Zubehörsatz, Bremsbacken							
0.6	45 - 52	01/01→01/04	➔	J 000001→		03.0137-9308.2 669308	
0.7	37 - 55	01/03→01/04	➔	→ J 000000		03.0137-9308.2 669308	
0.8 CDI	30	11/99→01/04					
0.6	33 - 40	07/98→01/04	➔			03.0137-9308.2 669308	
 Bremstrommel							
0.6	33 - 52	07/98→01/04	➔			24.0220-3027.1 480168	Ø 235 x 39,6 / 204,5
0.7	37 - 55	01/03→01/04					
0.8 CDI	30	11/99→01/04					
 Bremsbackensatz							
0.6	45 - 52	01/01→01/04	➔	→ J 000000		03.0137-0393.2 650393	BOS Ø 203 x 32 + HEB
0.7	37 - 55	01/03→01/04				03.0520-6522.3 696522	BOS Ø 203 x 32 + RZ / + Zub TopKit
0.8 CDI	30	11/99→01/04	➔	J 000001→		03.0137-0487.2 650487	Ø 203 x 32 + HEB
						03.0520-9520.3 699520	Ø 203 x 32 + RZ / + Zub TopKit
0.6	33 - 40	07/98→01/04	➔			03.0137-0393.2 650393	BOS Ø 203 x 32 + HEB
			➔	11/99→		03.0520-6522.3 696522	BOS Ø 203 x 32 + RZ / + Zub TopKit
 Seilzug, Feststellbremse							
0.6	33 - 52	07/98→01/04		Trommelbremse; 	1	24.3727-2802.2 582802	Satz L= 990 L2= 990 + Zub
0.7	37 - 55	01/03→01/04					
0.8 CDI	30	11/99→01/04					
SMART - CROSSBLADE (450) 06/02→12/03							
 Radbremszylinder							
0.6	52	06/02→12/03	➔	J 000001→; 		24.3220-1735.3 020521	ALU
			➔	J 000001→; 		24.3220-1736.3 020522	ALU
			➔	→ J 000000; 		24.3222-1721.3 020456	GG
			➔	→ J 000000; 		24.3222-1722.3 020457	GG
Zubehörsatz, Bremsbacken							
0.6	52	06/02→12/03	➔	J 000001→		03.0137-9308.2 669308	
→							















	kw					! #		
SMART - CROSSBLADE (450) 06/02 → 12/03								
Zubehörsatz, Bremsbacken								
0.6	52	06/02 → 12/03	➔	→ J 000000			03.0137-9308.2 669308	
 Bremstrommel								
0.6	52	06/02 → 12/03	➔				24.0220-3027.1 480168	Ø 235 x 39,6 / 204,5
 Bremsbackensatz								
0.6	52	06/02 → 12/03	➔	→ J 000000			03.0137-0393.2 650393	BOS Ø 203 x 32 + HEB
							03.0520-6522.3 696522	BOS Ø 203 x 32 + RZ / + Zub TopKit
			➔	J 000001 →			03.0137-0487.2 650487	Ø 203 x 32 + HEB
							03.0520-9520.3 699520	Ø 203 x 32 + RZ / + Zub TopKit
 Seilzug, Feststellbremse								
0.6	52	06/02 → 12/03		Trommelbremse; ⚡	1		24.3727-2802.2 582802	Satz L= 990 L2= 990 + Zub
SMART - FORFOUR (454) 01/04 → 06/06								
 Radbremszylinder								
1.1	55	01/04 → 06/06	➔	03/04 →	2		24.3219-1757.3 020517	TRW ALU
1.3	70	01/04 → 06/06						
1.1	47	02/05 → 06/06	➔		2		24.3219-1757.3 020517	TRW ALU
1.5 CDI	50	09/04 → 06/06						
1.5	90	01/04 → 06/06	➔	11/04 →	2		24.3219-1757.3 020517	TRW ALU
Zubehörsatz, Bremsbacken								
1.1	47 -	01/04 → 06/06	➔				03.0137-9347.2 669347	
	55							
1.3	70	01/04 → 06/06						
1.5	90	01/04 → 06/06						
1.5 CDI	50	09/04 → 06/06						
 Bremsbackensatz								
1.1	55	01/04 → 06/06	➔				03.0137-0477.2 650477	Ø 203 x 38 + HEB
1.3	70	01/04 → 06/06	➔	03/04 →			03.0520-7319.3 697319	Ø 203 x 38 + RZ / + Zub TopKit
1.1	47	02/05 → 06/06	➔				03.0137-0477.2 650477	Ø 203 x 38 + HEB
1.5 CDI	50	09/04 → 06/06					03.0520-7319.3 697319	Ø 203 x 38 + RZ / + Zub TopKit
1.5	90	01/04 → 06/06	➔				03.0137-0477.2 650477	Ø 203 x 38 + HEB
			➔	11/04 →			03.0520-7319.3 697319	Ø 203 x 38 + RZ / + Zub TopKit
SMART - FORFOUR Schrägheck (453) 07/14 →								
 Radbremszylinder								
0.9	66	11/14 →	➔	☐			24.3222-1749.3 020601	ALU
0.9 Brabus	80	07/16 →	➔	☐				
electric drive / EQ	41	05/17 →					24.3222-1750.3 020602	ALU
electric drive	60	05/17 →						
1.0	45	11/14 →	➔	01/15 →; ☐			24.3222-1749.3 020601	ALU
			➔	01/15 →; ☐			24.3222-1750.3 020602	ALU
1.0	52	07/14 →	➔	11/14 →; ☐			24.3222-1749.3 020601	ALU
			➔	11/14 →; ☐			24.3222-1750.3 020602	ALU
Zubehörsatz, Bremsbacken								
0.9	66	11/14 →	➔				03.0137-9309.2 669309	AP
0.9 Brabus	80	07/16 →						
electric drive / EQ	41	05/17 →						
electric drive	60	05/17 →						
1.0	45	11/14 →	➔	01/15 →			03.0137-9309.2 669309	AP
1.0	52	07/14 →	➔	11/14 →			03.0137-9309.2 669309	AP
 Bremsbackensatz								
0.9	66	11/14 →	➔				03.0137-0531.2 650531	Ø 228 x 42 + HEB
0.9 Brabus	80	07/16 →					03.0520-7522.3 697522	AP Ø 229 x 42 + RZ / + Zub TopKit
1.0	45 -	07/14 →						
	52							
electric drive / EQ	41	05/17 →						
electric drive	60	05/17 →						
 Seilzug, Feststellbremse								
0.9	66	11/14 →		⚡	2		24.3727-2803.2 582803	L= 1.855
→								

	kw			 	! #		
SMART - FORFOUR Schrägheck (453) 07/14→							
 Seilzug, Feststellbremse							
0.9 Brabus electric drive / EQ electric drive	80 41 60	07/16→ 05/17→ 05/17→		↓	2	24.3727-2803.2 582803	L= 1.855
1.0	45	11/14→		01/15→; ↓	2	24.3727-2803.2 582803	L= 1.855
1.0	52	07/14→		11/14→; ↓	2	24.3727-2803.2 582803	L= 1.855
SMART - FORTWO Cabrio (450) 01/04→01/07							
 Radbremszylinder							
0.6	45	01/04→12/06	➔	J 000001→; □		24.3220-1735.3 020521	ALU
0.6 Brabus	55	01/04→12/06					
0.7	45 - 55	01/04→01/07	➔	J 000001→; □		24.3220-1736.3 020522	ALU
	55			→ J 000000; □		24.3222-1721.3 020456	GG
0.8 CDI	30	01/04→01/07	➔	→ J 000000; □		24.3222-1722.3 020457	GG
Zubehörsatz, Bremsbacken							
0.6	45	01/04→12/06	➔	J 000001→		03.0137-9308.2 669308	
0.6 Brabus	55	01/04→12/06					
0.7	45 - 55	01/04→01/07	➔	→ J 000000		03.0137-9308.2 669308	
0.8 CDI	30	01/04→01/07					
 Bremstrommel							
0.6	45	01/04→12/06	➔			24.0220-3027.1 480168	Ø 235 x 39,6 / 204,5
0.6 Brabus	55	01/04→12/06					
0.7	45 - 55	01/04→01/07					
0.8 CDI	30	01/04→01/07					
 Bremsbackensatz							
0.6	45	01/04→12/06	➔	→ J 000000		03.0137-0393.2 650393	BOS Ø 203 x 32 + HEB
0.6 Brabus	55	01/04→12/06				03.0520-6522.3 696522	BOS Ø 203 x 32 + RZ / + Zub TopKit
0.7	45 - 55	01/04→01/07					
0.8 CDI	30	01/04→01/07	➔	J 000001→		03.0137-0487.2 650487	Ø 203 x 32 + HEB
						03.0520-9520.3 699520	Ø 203 x 32 + RZ / + Zub TopKit
 Seilzug, Feststellbremse							
0.6	45	01/04→12/06		Trommelbremse; ↓	1	24.3727-2802.2 582802	Satz L= 990 L2= 990 + Zub
0.6 Brabus	55	01/04→12/06					
0.7	45 - 55	01/04→01/07					
0.8 CDI	30	01/04→01/07					
SMART - FORTWO Cabrio (451) 01/07→							
 Radbremszylinder							
0.8 CDi	33	01/07→	➔	04/07→; □		24.3220-1735.3 020521	ALU
1.0	52	01/07→					
1.0 Turbo	62	01/07→	➔	04/07→; □		24.3220-1736.3 020522	ALU
0.8 CDi	40	08/09→	➔	□		24.3220-1735.3 020521	ALU
1.0 Brabus	72 - 88	01/08→	➔	□		24.3220-1736.3 020522	ALU
1.0 Turbo Brabus electric drive	75	07/10→					
electric drive Brabus	20 - 55	11/09→					
	60	01/13→					
Zubehörsatz, Bremsbacken							
0.8 CDi	33	01/07→	➔	04/07→		03.0137-9308.2 669308	
1.0	52	01/07→					
1.0 Turbo	62	01/07→					
0.8 CDi	40	08/09→	➔			03.0137-9308.2 669308	
1.0 Brabus	72 - 88	01/08→					
1.0 Turbo Brabus electric drive	75	07/10→					
electric drive Brabus	20 - 55	11/09→					
	60	01/13→					
 Bremstrommel							
0.8 CDi	33	01/07→	➔	04/07→		24.0220-3027.1 480168	Ø 235 x 39,6 / 204,5
1.0	52	01/07→					
1.0 Turbo	62	01/07→					
0.8 CDi	40	08/09→	➔			24.0220-3027.1 480168	Ø 235 x 39,6 / 204,5
1.0 Brabus	72 - 88	01/08→					
→							














	kw			 	! #		
SMART - FORTWO Cabrio (451) 01/07→							
 Bremstrommel							
1.0 Turbo Brabus electric drive	75 20 - 11/09→ 55	07/10→ 01/07→	→			24.0220-3027.1 480168	Ø 235 x 39,6 / 204,5
electric drive Brabus	60	01/13→					
 Bremsbackensatz							
0.8 CDI	33	01/07→	→	04/07→		03.0137-0487.2 650487	Ø 203 x 32 + HEB
1.0	52	01/07→				03.0520-9520.3 699520	Ø 203 x 32 + RZ / + Zub TopKit
1.0 Turbo	62	01/07→					
0.8 CDI	40	08/09→	→			03.0137-0487.2 650487	Ø 203 x 32 + HEB
1.0 Brabus	72 - 88	01/08→				03.0520-9520.3 699520	Ø 203 x 32 + RZ / + Zub TopKit
1.0 Turbo Brabus electric drive	75 20 - 11/09→ 55	07/10→ 01/07→					
electric drive Brabus	60	01/13→					
SMART - FORTWO Cabriolet (453) 09/15→							
 Radbremszylinder							
0.9	66	09/15→	→	<input type="checkbox"/>		24.3220-1755.3 020603	ALU
0.9 Brabus	80	07/16→					
1.0	52	09/15→	→	<input type="checkbox"/>		24.3220-1756.3 020604	ALU
electric drive / EQ	41	05/17→					
electric drive	60	05/17→					
Zubehörsatz, Bremsbacken							
0.9	66	09/15→	→			03.0137-9317.2 669317	
0.9 Brabus	80	07/16→					
1.0	52	09/15→					
electric drive / EQ	41	05/17→					
electric drive	60	05/17→					
 Bremsbackensatz							
0.9	66	09/15→	→			03.0137-0522.2 650522	Ø 203 x 38 + HEB
0.9 Brabus	80	07/16→				03.0521-0920.3 690104	AP Ø 203 x 38 + RZ / + Zub TopKit
1.0	52	09/15→					
electric drive / EQ	41	05/17→					
electric drive	60	05/17→					
SMART - FORTWO Coupe (450) 01/04→02/07							
 Radbremszylinder							
0.6	45	01/04→02/07	→	J 000001→; <input type="checkbox"/>		24.3220-1735.3 020521	ALU
0.7	34 - 55	01/04→02/07	→	J 000001→; <input type="checkbox"/>		24.3220-1736.3 020522	ALU
0.8 CDI	30	01/04→01/07	→	→ J 000000; <input type="checkbox"/>		24.3222-1721.3 020456	GG
0.8 D	33	09/04→12/06	→	→ J 000000; <input type="checkbox"/>		24.3222-1722.3 020457	GG
Zubehörsatz, Bremsbacken							
0.6	45	01/04→02/07	→	J 000001→		03.0137-9308.2 669308	
0.7	34 - 55	01/04→02/07	→	→ J 000000		03.0137-9308.2 669308	
0.8 CDI	30	01/04→01/07					
0.8 D	33	09/04→12/06					
 Bremstrommel							
0.6	45	01/04→02/07	→			24.0220-3027.1 480168	Ø 235 x 39,6 / 204,5
0.7	34 - 55	01/04→02/07					
0.8 CDI	30	01/04→01/07					
0.8 D	33	09/04→12/06					
 Bremsbackensatz							
0.6	45	01/04→02/07	→	→ J 000000		03.0137-0393.2 650393	BOS Ø 203 x 32 + HEB
0.7	34 - 55	01/04→02/07				03.0520-6522.3 696522	BOS Ø 203 x 32 + RZ / + Zub TopKit
0.8 CDI	30	01/04→01/07				03.0137-0487.2 650487	Ø 203 x 32 + HEB
0.8 D	33	09/04→12/06	→	J 000001→		03.0520-9520.3 699520	Ø 203 x 32 + RZ / + Zub TopKit
 Seilzug, Feststellbremse							
0.6	45	01/04→02/07		Trommelbremse; <input type="checkbox"/>	1	24.3727-2802.2 582802	Satz L= 990 L2= 990 + Zub
0.7	34 - 55	01/04→02/07					
0.8 CDI	30	01/04→01/07					
0.8 D	33	09/04→12/06					












	kw			 	! #		
SMART - FORTWO Coupe (451) 01/07→							
 Radbremszylinder							
0.8 CDi 1.0	33 45 - 52	01/07→ 01/07→	→	04/07→; 	24.3220-1735.3	020521	ALU
1.0 Turbo	62	01/07→	→	04/07→; 	24.3220-1736.3	020522	ALU
0.8 CDi 1.0 Brabus 1.0 Turbo Brabus electric drive	40 72 75 20 - 55	08/09→ 01/08→ 07/10→ 11/09→	→		24.3220-1735.3	020521	ALU
electric drive Brabus	60	01/13→	→		24.3220-1736.3	020522	ALU
Zubehörsatz, Bremsbacken							
0.8 CDi 1.0	33 45 - 52	01/07→ 01/07→	→	04/07→	03.0137-9308.2	669308	
1.0 Turbo	62	01/07→	→		03.0137-9308.2	669308	
0.8 CDi 1.0 Brabus 1.0 Turbo Brabus electric drive	40 72 75 20 - 55	08/09→ 01/08→ 07/10→ 11/09→	→		03.0137-9308.2	669308	
electric drive Brabus	60	01/13→	→				
 Bremstrommel							
0.8 CDi 1.0	33 45 - 52	01/07→ 01/07→	→	04/07→	24.0220-3027.1	480168	Ø 235 x 39,6 / 204,5
1.0 Turbo	62	01/07→	→		24.0220-3027.1	480168	Ø 235 x 39,6 / 204,5
0.8 CDi 1.0 Brabus 1.0 Turbo Brabus electric drive	40 72 75 20 - 55	08/09→ 01/08→ 07/10→ 11/09→	→		24.0220-3027.1	480168	Ø 235 x 39,6 / 204,5
electric drive Brabus	60	01/13→	→				
 Bremsbackensatz							
0.8 CDi 1.0	33 45 - 52	01/07→ 01/07→	→	04/07→	03.0137-0487.2	650487	Ø 203 x 32 + HEB
1.0 Turbo	62	01/07→	→		03.0520-9520.3	699520	Ø 203 x 32 + RZ / + Zub TopKit
0.8 CDi 1.0 Brabus 1.0 Turbo Brabus electric drive	40 72 75 20 - 55	08/09→ 01/08→ 07/10→ 11/09→	→		03.0137-0487.2	650487	Ø 203 x 32 + HEB
electric drive Brabus	60	01/13→	→		03.0520-9520.3	699520	Ø 203 x 32 + RZ / + Zub TopKit
SMART - FORTWO Coupe (453) 07/14→							
 Radbremszylinder							
0.9 1.0	66 52	09/14→ 07/14→	→	11/14→; 	24.3220-1755.3	020603	ALU
			→	11/14→; 	24.3220-1756.3	020604	ALU
0.9 Brabus electric drive / EQ electric drive	80 41 60	07/16→ 05/17→ 05/17→	→		24.3220-1755.3	020603	ALU
			→		24.3220-1756.3	020604	ALU
1.0	45	11/14→	→	01/15→; 	24.3220-1755.3	020603	ALU
			→	01/15→; 	24.3220-1756.3	020604	ALU
Zubehörsatz, Bremsbacken							
0.9 1.0	66 52	09/14→ 07/14→	→	11/14→	03.0137-9317.2	669317	
0.9 Brabus electric drive / EQ electric drive	80 41 60	07/16→ 05/17→ 05/17→	→		03.0137-9317.2	669317	
1.0	45	11/14→	→	01/15→	03.0137-9317.2	669317	
 Bremsbackensatz							
0.9 0.9 Brabus 1.0	66 80 45 - 52	09/14→ 07/16→ 07/14→	→		03.0137-0522.2	650522	Ø 203 x 38 + HEB
electric drive / EQ electric drive	41 60	05/17→ 05/17→	→		03.0521-0920.3	690104	AP Ø 203 x 38 + RZ / + Zub TopKit













	kw			 	! #		
SMART - ROADSTER (452) 04/03→11/05							
 Radbremszylinder							
0.7	45 - 60	04/03→11/05	➡	<input type="checkbox"/>		24.3222-1721.3 020456	GG
0.7 Brabus	74	12/03→11/05	➡	<input type="checkbox"/>		24.3222-1722.3 020457	GG
Zubehörsatz, Bremsbacken							
0.7	45 - 60	04/03→11/05	➡			03.0137-9308.2 669308	
0.7 Brabus	74	12/03→11/05	➡	03/04→		03.0137-9308.2 669308	
 Bremstrommel							
0.7	45 - 60	04/03→11/05	➡			24.0220-3027.1 480168	Ø 235 x 39,6 / 204,5
0.7 Brabus	74	12/03→11/05	➡	03/04→		24.0220-3027.1 480168	Ø 235 x 39,6 / 204,5
 Bremsbackensatz							
0.7	45 - 60	04/03→11/05	➡			03.0137-0393.2 650393	BOS Ø 203 x 32 + HEB
0.7 Brabus	74	12/03→11/05	➡	03/04→		03.0137-0393.2 650393	BOS Ø 203 x 32 + HEB
SMART - ROADSTER Coupe (452) 04/03→11/05							
 Radbremszylinder							
0.7	45 - 60	04/03→11/05	➡	<input type="checkbox"/>		24.3222-1721.3 020456	GG
0.7 Brabus	74	12/03→11/05	➡	<input type="checkbox"/>		24.3222-1722.3 020457	GG
Zubehörsatz, Bremsbacken							
0.7	45	06/03→11/05	➡	04/05→		03.0137-9308.2 669308	
0.7	60	04/03→11/05	➡			03.0137-9308.2 669308	
0.7 Brabus	74	12/03→11/05	➡	03/04→		03.0137-9308.2 669308	
 Bremstrommel							
0.7	45	06/03→11/05	➡	04/05→		24.0220-3027.1 480168	Ø 235 x 39,6 / 204,5
0.7	60	04/03→11/05	➡			24.0220-3027.1 480168	Ø 235 x 39,6 / 204,5
0.7 Brabus	74	12/03→11/05	➡	03/04→		24.0220-3027.1 480168	Ø 235 x 39,6 / 204,5
 Bremsbackensatz							
0.7	45	06/03→11/05	➡	04/05→		03.0137-0393.2 650393	BOS Ø 203 x 32 + HEB
0.7	60	04/03→11/05	➡			03.0137-0393.2 650393	BOS Ø 203 x 32 + HEB
0.7 Brabus	74	12/03→11/05	➡	03/04→		03.0137-0393.2 650393	BOS Ø 203 x 32 + HEB
SSANGYONG - ACTYON SPORTS I (QJ) 11/05→							
 Bremstrommel							
2.0 Xdi	104	04/07→	➡	- ABS		24.0220-3020.2 480131	Ø 239 x 44,5 / 204,3 - RLG / - ABS Ring / mit Radbefestigungsbolzen
2.0 Xdi 4WD	104	04/07→	➡			24.0220-3720.2 480210	Ø 239 x 44,5 / 204,3 + RLG / - ABS Ring / mit Radbefestigungsbolzen
SUBARU - FORESTER (SF_) 03/97→09/02							
 Radbremszylinder							
2.0 AWD	90	08/97→09/02	➡		2	24.3219-1759.3 020528	GG
2.0 AWD	92	06/98→09/02	➡	07/98→	2	24.3219-1759.3 020528	GG
Zubehörsatz, Bremsbacken							
2.0 AWD	90	08/97→09/02	➡			03.0137-9192.2 669192	AKE
2.0 AWD	92	06/98→09/02	➡	07/98→		03.0137-9192.2 669192	AKE
 Bremstrommel							
2.0 AWD	90	08/97→09/02	➡	- ABS		24.0222-8023.1 480094	Ø 269,5 x 43,5 / 230
2.0 AWD	92	06/98→09/02	➡	07/98→; - ABS		24.0222-8023.1 480094	Ø 269,5 x 43,5 / 230
 Bremsbackensatz							
2.0 AWD	90	08/97→09/02	➡			03.0137-0302.2 650302	AKE Ø 229 x 37
→							













	kw					! #		
SUBARU - FORESTER (SF_) 03/97→09/02								
 Bremsbackensatz								
2.0 AWD	92	06/98→09/02	➡	07/98→		03.0137-0302.2	650302	AKE Ø 229 x 37
 Bremsbackensatz, Feststellbremse								
2.0 S Turbo AWD	125	06/98→04/01	➡	07/98→		03.0137-3010.2	653010	Ø 170 x 32 - HEB
2.5 AWD	123	07/97→05/02						
2.0 S Turbo AWD	130	04/01→09/02	➡	09/02→		03.0137-3010.2	653010	Ø 170 x 32 - HEB
Zubehörsatz, Feststellbremsbacken								
2.0 S Turbo AWD	125 - 130	06/98→09/02	➡			03.0137-9338.2	669338	
2.5 AWD	123	07/97→05/02						
SUBARU - FORESTER (SG_) 02/02→12/12								
 Radbremszylinder								
2.0 AWD	92	06/02→05/05	➡	09/02→	2	24.3219-1759.3	020528	GG
2.0 X AWD	116	06/05→05/08	➡		2	24.3219-1759.3	020528	GG
2.5 AWD	129	01/05→10/12						
2.5 RX Nato AWD	115	11/02→12/08						
Zubehörsatz, Bremsbacken								
2.0 AWD	92	06/02→05/05	➡	09/02→		03.0137-9192.2	669192	AKE
2.0 X AWD	116	06/05→05/08	➡			03.0137-9192.2	669192	AKE
2.5 AWD	129	01/05→10/12						
2.5 RX Nato AWD	115	11/02→12/08	➡	für Linkslenker		03.0137-9192.2	669192	AKE
 Bremstrommel								
2.0 AWD	92	06/02→05/05	➡	09/02→		24.0222-8023.1	480094	Ø 269,5 x 43,5 / 230
2.0 X AWD	116	06/05→05/08	➡			24.0222-8023.1	480094	Ø 269,5 x 43,5 / 230
 Bremsbackensatz								
2.0 AWD	92	06/02→05/05	➡	09/02→		03.0137-0302.2	650302	AKE Ø 229 x 37
2.0 X AWD	116	06/05→05/08	➡			03.0137-0302.2	650302	AKE Ø 229 x 37
2.5 AWD	129	01/05→10/12	➡	für Linkslenker		03.0137-0302.2	650302	AKE Ø 229 x 37
2.5 RX Nato AWD	115	11/02→12/08						
 Bremsbackensatz, Feststellbremse								
2.0 S Turbo AWD	130	02/02→05/05	➡			03.0137-3010.2	653010	Ø 170 x 32 - HEB
2.5 AWD	155	12/03→05/05						
2.5 Prodrive Performance Pack AWD	188	05/05→09/05						
2.5 AWD	129	01/05→10/12	➡	für Rechtslenker		03.0137-3010.2	653010	Ø 170 x 32 - HEB
2.5 RX Nato AWD	115	11/02→12/08						
2.5 AWD	171	01/04→12/09	➡	07/05→ 05/08		03.0137-3010.2	653010	Ø 170 x 32 - HEB
2.5 AWD	169	06/05→05/08	➡	09/05→		03.0137-3010.2	653010	Ø 170 x 32 - HEB
2.5 AWD	121	06/05→05/08	➡	07/05→		03.0137-3010.2	653010	Ø 170 x 32 - HEB
Zubehörsatz, Feststellbremsbacken								
2.0 S Turbo AWD	130	02/02→05/05	➡			03.0137-9338.2	669338	
2.5 AWD	121 - 169	12/03→10/12						
2.5 Prodrive Performance Pack AWD	188	05/05→09/05						
2.5 RX Nato AWD	115	11/02→12/08						
2.5 AWD	171	01/04→12/09	➡	07/05→ 05/08		03.0137-9338.2	669338	
SUBARU - FORESTER (SH_) 12/07→								
 Bremsbackensatz, Feststellbremse								
2.0 AWD	110	01/08→	➡	→ 02/13		03.0137-3015.2	653015	Ø 190 x 32 - HEB
2.0 D AWD	108	09/08→09/13						
2.5	126	01/08→						
2.5 AWD	169	06/08→09/13						
2.0 BiFuel AWD	110	01/09→12/11	➡			03.0137-3015.2	653015	Ø 190 x 32 - HEB
2.5 AWD	126	01/09→09/13						
Zubehörsatz, Feststellbremsbacken								
2.0 AWD	110	01/08→09/13		→ 02/13		03.0137-9307.2	669307	
2.0 D AWD	108	09/08→09/13						
2.5	126	01/08→						
2.5 AWD	169	06/08→09/13						
→								

















	kW			 	! #		
SUBARU - FORESTER (SH_) 12/07→							
Zubehörsatz, Feststellbremsbacken							
2.0 AWD	110	01/10→	➔	→ 02/13		03.0137-9307.2	669307
2.5 AWD	126	01/09→09/13					
2.5 AWD	126	03/11→09/13				03.0137-9307.2	669307
SUBARU - FORESTER (SJ_) 11/12→							
 Bremsbackensatz, Feststellbremse							
2.0 BiFuel AWD	110	03/13→	➔			03.0137-3045.2	653045 Ø 170 x 35 - HEB
2.0 D AWD	108	03/13→					
2.0 i AWD	110	03/13→					
2.0 XT AWD	177	03/13→					
2.5 AWD	126	11/12→					
Zubehörsatz, Feststellbremsbacken							
2.0 BiFuel AWD	110	03/13→	➔			03.0137-9339.2	669339
2.0 D AWD	108	03/13→					
2.0 i AWD	110	03/13→					
2.0 XT AWD	177	03/13→					
2.5 AWD	126	11/12→					
SUBARU - IMPREZA Coupe (GFC) 01/93→12/00							
Zubehörsatz, Bremsbacken							
1.6	66	12/96→12/00	➔			03.0137-9192.2	669192 AKE
1.6 AWD	66	12/96→12/00					
2.0 AWD	85	12/95→12/00					
 Bremstrommel							
1.6	66	12/96→12/00	➔	- ABS		24.0222-8023.1	480094 Ø 269,5 x 43,5 / 230
1.6 AWD	66	12/96→12/00					
2.0 AWD	85	12/95→12/00					
 Bremsbackensatz							
1.6	66	12/96→12/00	➔			03.0137-0302.2	650302 AKE Ø 229 x 37
1.6 AWD	66	12/96→12/00					
2.0 AWD	85	12/95→12/00					
 Bremsbackensatz, Feststellbremse							
1.6	66	12/96→12/00	➔			03.0137-3010.2	653010 Ø 170 x 32 - HEB
1.6 AWD	66	12/96→12/00					
2.0 AWD	85	12/95→12/00					
2.0 Turbo AWD	155	12/96→12/00					
Zubehörsatz, Feststellbremsbacken							
1.6	66	12/96→12/00	➔			03.0137-9338.2	669338
1.6 AWD	66	12/96→12/00					
2.0 AWD	85	12/95→12/00					
2.0 Turbo AWD	155	12/96→12/00					
SUBARU - IMPREZA Schrägheck (GP_) 10/11→							
 Bremsbackensatz, Feststellbremse							
1.6 i	84	06/12→09/16	➔			03.0137-3045.2	653045 Ø 170 x 35 - HEB
1.6 i AWD	84 - 85	12/11→					
2.0 AWD	110	01/12→					
Zubehörsatz, Feststellbremsbacken							
1.6 i	84	06/12→09/16	➔			03.0137-9339.2	669339
1.6 i AWD	84 - 85	12/11→					
2.0 AWD	110	01/12→					
SUBARU - IMPREZA Schrägheck (GR, GH, G3) 03/07→05/14							
 Bremsbackensatz, Feststellbremse							
1.5 AWD	79 - 85	02/08→03/12	➔			03.0137-3015.2	653015 Ø 190 x 32 - HEB
1.5 BiFuel AWD	79	01/10→03/12					
1.5 F	79	02/08→03/12					
2.0 AWD	103	04/07→08/09					
2.0 D AWD	80	01/11→12/11					
2.0 R BiFuel AWD	110	01/09→03/12					
2.5 AWD	228	09/10→08/13					
2.5 WRX S AWD	188	02/09→12/10					
2.5 WRX SE AWD	195	07/10→08/13					
2.5 WRX STI 330S AWD	243	05/09→12/10					
2.5 WRX STI AWD	224	06/12→08/13					
2.0 D AWD	110	01/09→03/12	➔	→ 12/11		03.0137-3015.2	653015 Ø 190 x 32 - HEB
2.5 STI CS400 AWD	294	04/10→08/13					
→							
















	kw					! #		
SUBARU - IMPREZA Schrägheck (GR, GH, G3) 03/07→05/14								
 Bremsbackensatz, Feststellbremse								
2.0 R AWD	110	01/08→03/12	➔	02/08→ 12/11			03.0137-3015.2 653015	Ø 190 x 32 - HEB
2.5 WRX STI AWD	221	01/08→08/13						
2.5 AWD	169	01/08→09/11	➔	02/08→			03.0137-3015.2 653015	Ø 190 x 32 - HEB
Zubehörsatz, Feststellbremsbacken								
2.0 AWD	103	04/07→08/09					03.0137-9307.2 669307	
2.0 D AWD	80	01/11→12/11						
2.5 AWD	228	09/10→08/13						
2.5 WRX S AWD	188	02/09→12/10						
2.5 WRX SE AWD	195	07/10→08/13						
2.5 WRX STI 330S AWD	243	05/09→12/10						
2.5 WRX STI AWD	224	06/12→08/13						
2.0 D AWD	110	01/09→03/12		→ 12/11			03.0137-9307.2 669307	
2.5 STI CS400 AWD	294	04/10→08/13						
2.0 R AWD	110	01/08→03/12		02/08→ 12/11			03.0137-9307.2 669307	
2.5 WRX STI AWD	221	01/08→08/13						
2.5 AWD	169	01/08→09/11		02/08→			03.0137-9307.2 669307	
SUBARU - IMPREZA Station Wagon (GF) 08/92→12/00								
Zubehörsatz, Bremsbacken								
1.6	66	01/93→08/98	➔				03.0137-9192.2 669192	AKE
1.6 i	70	06/98→12/00						
1.6 i AWD	70	06/98→12/00						
2.0	85	09/96→08/98						
2.0 i	92	09/98→09/00						
2.0 i 16V AWD	92	06/98→12/00						
2.0 i AWD	85	12/95→12/00						
2.2 GX AWD	97	11/95→08/98						
1.6 i AWD	66	08/92→12/00	➔	01/93→			03.0137-9192.2 669192	AKE
1.8 i AWD	76	08/92→12/00	➔	01/93→ 06/96			03.0137-9192.2 669192	AKE
 Bremstrommel								
1.6	66	01/93→08/98	➔	- ABS			24.0222-8023.1 480094	Ø 269,5 x 43,5 / 230
1.6 i	70	06/98→12/00						
1.6 i AWD	70	06/98→12/00						
2.0	85	09/96→08/98						
2.0 i	92	09/98→09/00						
2.0 i 16V AWD	92	06/98→12/00						
2.0 i AWD	85	12/95→12/00						
2.2 GX AWD	97	11/95→08/98						
1.6 i AWD	66	08/92→12/00	➔	01/93→; - ABS			24.0222-8023.1 480094	Ø 269,5 x 43,5 / 230
1.8 i AWD	76	08/92→12/00	➔	01/93→ 06/96; - ABS			24.0222-8023.1 480094	Ø 269,5 x 43,5 / 230
 Bremsbackensatz								
1.6	66	01/93→08/98	➔				03.0137-0302.2 650302	AKE Ø 229 x 37
1.6 i	70	06/98→12/00						
1.6 i AWD	70	06/98→12/00						
2.0	85	09/96→08/98						
2.0 i	92	09/98→09/00						
2.0 i 16V AWD	92	06/98→12/00						
2.0 i AWD	85	12/95→12/00						
2.2 GX AWD	97	11/95→08/98						
1.6 i AWD	66	08/92→12/00	➔	01/93→			03.0137-0302.2 650302	AKE Ø 229 x 37
1.8 i AWD	76	08/92→12/00	➔	01/93→ 06/96			03.0137-0302.2 650302	AKE Ø 229 x 37
 Bremsbackensatz, Feststellbremse								
1.6	66	01/93→08/98	➔				03.0137-3010.2 653010	Ø 170 x 32 - HEB
1.6 i	70	06/98→12/00						
1.6 i AWD	70	06/98→12/00						
2.0	85	09/96→08/98						
2.0 i	92	09/98→09/00						
2.0 i 16V AWD	92	06/98→12/00						
2.0 i AWD	85	12/95→12/00						
2.0 i Turbo AWD	155	03/94→12/00						
2.0 Turbo GT AWD	160	06/98→12/00						
2.2 GX AWD	97	11/95→08/98						
1.6 i AWD	66	08/92→12/00	➔	01/93→			03.0137-3010.2 653010	Ø 170 x 32 - HEB
1.8 i AWD	76	08/92→12/00	➔	01/93→ 06/96			03.0137-3010.2 653010	Ø 170 x 32 - HEB
Zubehörsatz, Feststellbremsbacken								
1.6	66	01/93→08/98	➔				03.0137-9338.2 669338	
1.6 i	70	06/98→12/00						
1.6 i AWD	66 - 70	08/92→12/00						
→								













	kw					! #		
SUBARU - IMPREZA Station Wagon (GF) 08/92→12/00								
Zubehörsatz, Feststellbremsbacken								
2.0	85	09/96→08/98	➔				03.0137-9338.2	669338
2.0 i	92	09/98→09/00						
2.0 i 16V AWD	92	06/98→12/00						
2.0 i AWD	85	12/95→12/00						
2.0 i Turbo AWD	155	03/94→12/00						
2.0 Turbo GT AWD	160	06/98→12/00						
2.2 GX AWD	97	11/95→08/98						
1.8 i AWD	76	08/92→12/00	➔	01/93→ 06/96			03.0137-9338.2	669338
SUBARU - IMPREZA Station Wagon (GG) 10/00→12/08								
Zubehörsatz, Bremsbacken								
1.5 AWD	77	05/06→03/07	➔				03.0137-9192.2	669192 AKE
1.6	70	10/00→09/06						
1.6 AWD	70	12/00→09/06	➔	→ 09/05			03.0137-9192.2	669192 AKE
 Bremstrommel								
1.6	70	10/00→09/06	➔				24.0222-8023.1	480094 Ø 269,5 x 43,5 / 230
1.6 AWD	70	12/00→09/06	➔	→ 09/05; - ABS			24.0222-8023.1	480094 Ø 269,5 x 43,5 / 230
 Bremsbackensatz								
1.5 AWD	77	05/06→03/07	➔				03.0137-0302.2	650302 AKE Ø 229 x 37
1.6	70	10/00→09/06						
1.6 AWD	70	12/00→09/06	➔	→ 09/05			03.0137-0302.2	650302 AKE Ø 229 x 37
 Bremsbackensatz, Feststellbremse								
2.0 AWD	92	12/00→12/07	➔	→ 09/05			03.0137-3010.2	653010 Ø 170 x 32 - HEB
2.0 WRX Turbo AWD	165	12/02→09/06						
2.0 i R AWD	118	09/05→06/07	➔	10/05→			03.0137-3010.2	653010 Ø 170 x 32 - HEB
2.5 GB270 AWD	198	07/07→12/07	➔				03.0137-3010.2	653010 Ø 170 x 32 - HEB
Zubehörsatz, Feststellbremsbacken								
2.0 AWD	92	12/00→12/07	➔				03.0137-9338.2	669338
2.0 i R AWD	118	09/05→06/07						
2.0 WRX Turbo AWD	165	12/02→09/06						
2.5 GB270 AWD	198	07/07→12/07						
SUBARU - IMPREZA Stufenheck (GC) 08/92→09/01								
Zubehörsatz, Bremsbacken								
1.6 i	66	08/92→12/00	➔	01/93→			03.0137-9192.2	669192 AKE
1.6 i AWD	66	08/92→12/00						
1.6 i	70	06/98→12/00	➔				03.0137-9192.2	669192 AKE
1.6 i AWD	70	06/98→12/00						
2.0 AWD	206	09/98→09/00						
2.0 i	92	09/98→09/00						
2.0 i AWD	85 - 92	10/95→12/00						
1.8 i AWD	76	08/92→12/00	➔	01/93→ 06/96			03.0137-9192.2	669192 AKE
2.0 i	85	07/96→08/98	➔	08/96→			03.0137-9192.2	669192 AKE
 Bremstrommel								
1.6 i	66	08/92→12/00	➔	01/93→; - ABS			24.0222-8023.1	480094 Ø 269,5 x 43,5 / 230
1.6 i AWD	66	08/92→12/00						
1.6 i	70	06/98→12/00	➔	- ABS			24.0222-8023.1	480094 Ø 269,5 x 43,5 / 230
1.6 i AWD	70	06/98→12/00						
2.0 AWD	206	09/98→09/00						
2.0 i	92	09/98→09/00						
2.0 i AWD	85 - 92	10/95→12/00						
1.8 i AWD	76	08/92→12/00	➔	01/93→ 06/96; - ABS			24.0222-8023.1	480094 Ø 269,5 x 43,5 / 230
2.0 i	85	07/96→08/98	➔	08/96→; - ABS			24.0222-8023.1	480094 Ø 269,5 x 43,5 / 230
 Bremsbackensatz								
1.6 i	66	08/92→12/00	➔	01/93→			03.0137-0302.2	650302 AKE Ø 229 x 37
1.6 i AWD	66	08/92→12/00						
1.6 i	70	06/98→12/00	➔				03.0137-0302.2	650302 AKE Ø 229 x 37
1.6 i AWD	70	06/98→12/00						
2.0 AWD	206	09/98→09/00						
2.0 i	92	09/98→09/00						
2.0 i AWD	85 - 92	10/95→12/00						
1.8 i AWD	76	08/92→12/00	➔	01/93→ 06/96			03.0137-0302.2	650302 AKE Ø 229 x 37
➔								















	kw					! #		
SUBARU - IMPREZA Stufenheck (GC) 08/92→09/01								
 Bremsbackensatz								
2.0 i	85	07/96→08/98	➔	08/96→			03.0137-0302.2 650302	AKE Ø 229 x 37
 Bremsbackensatz, Feststellbremse								
1.6 i	66	08/92→12/00	➔	01/93→			03.0137-3010.2 653010	Ø 170 x 32 - HEB
1.6 i AWD	66	08/92→12/00						
1.6 i	70	06/98→12/00	➔				03.0137-3010.2 653010	Ø 170 x 32 - HEB
1.6 i AWD	70	06/98→12/00						
2.0 AWD	206	09/98→09/00						
2.0 i	92	09/98→09/00						
2.0 i AWD	85 - 92	10/95→12/00						
2.0 Turbo GT AWD	155 - 160	03/94→12/00						
1.8 i AWD	76	08/92→12/00	➔	01/93→ 06/96			03.0137-3010.2 653010	Ø 170 x 32 - HEB
2.0 i	85	07/96→08/98	➔	08/96→			03.0137-3010.2 653010	Ø 170 x 32 - HEB
Zubehörsatz, Feststellbremsbacken								
1.6 i	66 - 70	08/92→12/00	➔				03.0137-9338.2 669338	
1.6 i AWD	66 - 70	08/92→12/00						
2.0 AWD	206	09/98→09/00						
2.0 i	85 - 92	07/96→09/00						
2.0 i AWD	85 - 92	10/95→12/00						
2.0 Turbo GT AWD	155 - 160	03/94→12/00						
1.8 i AWD	76	08/92→12/00	➔	01/93→ 06/96			03.0137-9338.2 669338	
SUBARU - IMPREZA Stufenheck (GD) 09/99→06/09								
Zubehörsatz, Bremsbacken								
1.5	74 - 81	06/01→03/07	➔				03.0137-9192.2 669192	AKE
1.5 AWD	77 - 81	10/05→03/07						
1.6	70	06/01→09/06	➔	→ 09/05			03.0137-9192.2 669192	AKE
1.6 AWD	70	12/00→06/09						
 Bremstrommel								
1.5	74 - 81	06/01→03/07	➔				24.0222-8023.1 480094	Ø 269,5 x 43,5 / 230
1.5 AWD	77 - 81	10/05→03/07						
1.6	70	06/01→09/06	➔	→ 09/05; - ABS			24.0222-8023.1 480094	Ø 269,5 x 43,5 / 230
1.6 AWD	70	12/00→06/09						
 Bremsbackensatz								
1.5	74 - 81	06/01→03/07	➔				03.0137-0302.2 650302	AKE Ø 229 x 37
1.5 AWD	77 - 81	10/05→03/07						
1.6	70	06/01→09/06	➔	→ 09/05			03.0137-0302.2 650302	AKE Ø 229 x 37
1.6 AWD	70	12/00→06/09						
 Bremsbackensatz, Feststellbremse								
2.0 AWD	184	10/05→03/07	➔				03.0137-3010.2 653010	Ø 170 x 32 - HEB
2.0 i WRX AWD	168	12/02→09/05						
2.5 AWD	130	03/01→09/05						
2.5 i AWD	112	12/02→09/05						
2.0 i AWD	92	12/00→06/09	➔	→ 09/05			03.0137-3010.2 653010	Ø 170 x 32 - HEB
2.0 WRX Turbo AWD	160 - 165	12/00→03/07						
2.0 i R AWD	118	09/05→03/07	➔	10/05→			03.0137-3010.2 653010	Ø 170 x 32 - HEB
Zubehörsatz, Feststellbremsbacken								
2.0 AWD	184	10/05→03/07	➔				03.0137-9338.2 669338	
2.0 i AWD	92	12/00→06/09						
2.0 i R AWD	118	09/05→03/07						
2.0 i WRX AWD	168	12/02→09/05						
2.0 WRX Turbo AWD	160	12/00→12/05						
2.5 AWD	130	03/01→09/05						
2.5 i AWD	112	12/02→09/05						
2.0 WRX Turbo AWD	165	12/02→03/07	➔	→ 09/05			03.0137-9338.2 669338	






































	kw			 	! #		
SUBARU - IMPREZA Stufenheck (GE, GV) 01/07→							
 Bremsbackensatz, Feststellbremse							
1.5 1.5 AWD	79 79	02/08→ 02/08→	➔			03.0137-3015.2 653015	Ø 190 x 32 - HEB
2.0 i AWD 2.5 AWD	110 169 - 228	01/11→ 10/08→	➔	→ 12/11		03.0137-3015.2 653015	Ø 190 x 32 - HEB
2.5 WRX SE AWD 2.5 WRX STI AWD	195 221	01/09→12/14 01/11→					
2.5 AWD	121 - 200	01/07→	➔			03.0137-3010.2 653010	Ø 170 x 32 - HEB
Zubehörsatz, Feststellbremsbacken							
2.0 i AWD 2.5 AWD	110 169 - 228	01/11→ 10/08→		→ 12/11		03.0137-9307.2 669307	
2.5 WRX SE AWD 2.5 WRX STI AWD	195 221	01/09→12/14 01/11→					
2.5 AWD	121 - 200	01/07→	➔			03.0137-9338.2 669338	
SUBARU - IMPREZA Stufenheck (GJ_) 07/11→							
 Bremsbackensatz, Feststellbremse							
1.6 AWD 1.6 Front-Wheel Drive 2.0 AWD	84 - 85 84 110	06/12→ 06/12→09/16 07/11→	➔			03.0137-3045.2 653045	Ø 170 x 35 - HEB
Zubehörsatz, Feststellbremsbacken							
1.6 AWD 1.6 Front-Wheel Drive 2.0 AWD	84 - 85 84 110	06/12→ 06/12→09/16 07/11→	➔			03.0137-9339.2 669339	
SUBARU - JUSTY II (JMA, MS) 10/95→11/03							
 Radbremszylinder							
1.3 GX 4x4	50	10/95→11/03	➔	→ 09/00; ☐		24.3217-1725.3 020512	ALU
			➔	→ 09/00; ☐		24.3217-1726.3 020513	ALU
Zubehörsatz, Bremsbacken							
1.3 4x4	63	04/01→11/03	➔			03.0137-9287.2 669287	BOS
1.3 GX 4x4	50	10/95→11/03	➔	→ 06/98		03.0137-9271.2 669271	
			➔	07/98→ 09/00		03.0137-9287.2 669287	BOS
 Bremsbackensatz							
1.3 4x4	63	04/01→11/03	➔			03.0137-0500.2 650500	BOS Ø 200 x 32 + HEB
1.3 GX 4x4	50	10/95→11/03	➔	→ 06/98		03.0137-0315.2 650315	Ø 200 x 32
			➔	07/98→ 09/00		03.0137-0500.2 650500	BOS Ø 200 x 32 + HEB
SUBARU - JUSTY III (G3X) 09/03→							
 Radbremszylinder							
1.3 AWD 1.5 AWD	69 73	09/03→ 09/03→	➔	→ 08/07	2	24.3215-1701.3 020493	ALU
1.3 CDTi	51	12/03→08/07	➔		2	24.3215-1701.3 020493	ALU
Zubehörsatz, Bremsbacken							
1.3 AWD 1.5 AWD	69 73	09/03→ 09/03→	➔	→ 08/07		03.0137-9300.2 669300	
1.3 CDTi	51	12/03→08/07	➔			03.0137-9300.2 669300	
 Bremsbackensatz							
1.3 AWD 1.5 AWD	69 73	09/03→ 09/03→	➔	→ 08/07		03.0137-0465.2 650465	Ø 200 x 29 + HEB
						03.0520-1415.3 691415	Ø 200 x 29 + RZ / + Zub TopKit
1.3 CDTi	51	12/03→08/07	➔			03.0137-0465.2 650465	Ø 200 x 29 + HEB
						03.0520-1415.3 691415	Ø 200 x 29 + RZ / + Zub TopKit
SUBARU - JUSTY IV 01/07→							
 Radbremszylinder							
1.0	51	01/07→	➔	09/07→ 05/11; ☐		24.3217-1721.3 020489	ALU
			➔	09/07→ 05/11; ☐		24.3217-1722.3 020490	ALU
→							


















	kw					! #		
SUBARU - JUSTY IV 01/07→								
 Radbremszylinder								
1.0 BiFuel 1.3 AWD	51 67	09/07→03/12 03/08→	➔	→ 05/11; ☐		24.3217-1721.3	020489	ALU
			➔	→ 05/11; ☐		24.3217-1722.3	020490	ALU
Zubehörsatz, Bremsbacken								
1.0	51	01/07→	➔	09/07→ 05/11		03.0137-9353.2	669353	
1.0 BiFuel 1.3 AWD	51 67	09/07→03/12 03/08→	➔	→ 05/11		03.0137-9353.2	669353	
 Bremsbackensatz								
1.0	51	01/07→	➔	09/07→ 05/11		03.0137-0489.2	650489	Ø 180 x 28 - HEB
1.0 BiFuel 1.3 AWD	51 67	09/07→03/12 03/08→	➔	→ 05/11		03.0137-0489.2	650489	Ø 180 x 28 - HEB
SUBARU - LEGACY II (BD) 01/94→10/99								
Zubehörsatz, Bremsbacken								
2.0 i 2.0 i 4WD 2.2 2.2 i 4WD	85 85 94 94 - 96	09/94→03/99 09/94→03/99 07/94→11/98 09/94→03/99	➔			03.0137-9192.2	669192	AKE
 Bremstrommel								
2.0 i 2.0 i 4WD 2.2 2.2 i 4WD	85 85 94 94 - 96	09/94→03/99 09/94→03/99 07/94→11/98 09/94→03/99	➔			24.0222-8023.1	480094	Ø 269,5 x 43,5 / 230
 Bremsbackensatz								
2.0 i 2.0 i 4WD 2.2 2.2 i 4WD	85 85 94 94 - 96	09/94→03/99 09/94→03/99 07/94→11/98 09/94→03/99	➔			03.0137-0302.2	650302	AKE Ø 229 x 37
 Bremsbackensatz, Feststellbremse								
2.0 i 2.0 i 4WD 2.2 2.2 i 4WD 2.5 i 4WD	85 85 94 94 - 96 110	09/94→03/99 09/94→03/99 07/94→11/98 09/94→03/99 06/96→03/99	➔			03.0137-3010.2	653010	Ø 170 x 32 - HEB
Zubehörsatz, Feststellbremsbacken								
2.0 i 2.0 i 4WD 2.2 2.2 i 4WD 2.5 i 4WD	85 85 94 94 - 96 110	09/94→03/99 09/94→03/99 07/94→11/98 09/94→03/99 06/96→03/99	➔			03.0137-9338.2	669338	
SUBARU - LEGACY II Kombi (BG) 02/94→12/99								
Zubehörsatz, Bremsbacken								
2.0 i 2.0 i 4WD 2.2 i 4WD	85 85 96	09/94→11/98 09/94→11/98 06/96→11/98	➔			03.0137-9192.2	669192	AKE
2.2 i 4WD	94	02/94→12/98	➔	→ 11/98		03.0137-9192.2	669192	AKE
 Bremstrommel								
2.0 i 2.0 i 4WD 2.2 i 4WD	85 85 96	09/94→11/98 09/94→11/98 06/96→11/98	➔			24.0222-8023.1	480094	Ø 269,5 x 43,5 / 230
2.2 i 4WD	94	02/94→12/98	➔	→ 11/98		24.0222-8023.1	480094	Ø 269,5 x 43,5 / 230
 Bremsbackensatz								
2.0 i 2.0 i 4WD 2.2 i 4WD	85 85 96	09/94→11/98 09/94→11/98 06/96→11/98	➔			03.0137-0302.2	650302	AKE Ø 229 x 37
2.2 i 4WD	94	02/94→12/98	➔	→ 11/98		03.0137-0302.2	650302	AKE Ø 229 x 37
 Bremsbackensatz, Feststellbremse								
2.0 i 2.0 i 4WD →	85 85	09/94→11/98 09/94→11/98	➔			03.0137-3010.2	653010	Ø 170 x 32 - HEB
















	kW			 	! #		
SUBARU - LEGACY II Kombi (BG) 02/94→12/99							
 Bremsbackensatz, Feststellbremse							
2.2 i 4WD	96	06/96→11/98	➡			03.0137-3010.2 653010	Ø 170 x 32 - HEB
2.5 i 4WD	110	06/96→11/98					
2.2 i 4WD	94	02/94→12/98	➡	→ 11/98		03.0137-3010.2 653010	Ø 170 x 32 - HEB
Zubehörsatz, Feststellbremsbacken							
2.0 i	85	09/94→11/98	➡			03.0137-9338.2 669338	
2.0 i 4WD	85	09/94→11/98					
2.2 i 4WD	94 - 96	02/94→12/98					
2.5 i 4WD	110	06/96→11/98					
SUBARU - LEGACY IV (BL) 09/03→12/15							
 Bremsbackensatz, Feststellbremse							
2.0 2WD	132	08/05→03/12	➡			03.0137-3043.2 653043	Ø 170 x 36 - HEB
2.0 AWD	101 - 121	09/03→04/09					
2.5 AWD	121	09/03→04/09					
3.0 R AWD	180	09/03→08/09					
2.0 D AWD	110	02/08→12/09	➡	→ 04/09		03.0137-3043.2 653043	Ø 170 x 36 - HEB
2.0 R AWD	110	09/07→12/09					
2.5 i AWD	127	09/07→12/09					
Zubehörsatz, Feststellbremsbacken							
2.0 2WD	132	08/05→03/12	➡			03.0137-9307.2 669307	
2.0 AWD	101 - 121	09/03→04/09					
2.5 AWD	121	09/03→04/09					
3.0 R AWD	180	09/03→08/09					
2.0 D AWD	110	02/08→12/09	➡	→ 04/09		03.0137-9307.2 669307	
2.0 R AWD	110	09/07→12/09					
2.5 i AWD	127	09/07→12/09					
SUBARU - LEGACY IV Kombi (BP) 09/03→12/09							
 Bremsbackensatz, Feststellbremse							
2.0 AWD	101 - 121	09/03→04/09	➡			03.0137-3043.2 653043	Ø 170 x 36 - HEB
2.5 AWD	121	09/03→04/09					
3.0 R AWD	180	09/03→08/09					
2.0 D AWD	110	02/08→12/09	➡	→ 04/09		03.0137-3043.2 653043	Ø 170 x 36 - HEB
2.0 R AWD	110	09/07→12/09					
2.5 i AWD	127	01/08→12/09					
Zubehörsatz, Feststellbremsbacken							
2.0 AWD	101 - 121	09/03→04/09	➡			03.0137-9307.2 669307	
2.5 AWD	121	09/03→04/09					
3.0 R AWD	180	09/03→08/09					
2.0 D AWD	110	02/08→12/09	➡	→ 04/09		03.0137-9307.2 669307	
2.0 R AWD	110	09/07→12/09					
2.5 i AWD	127	01/08→12/09					
SUBARU - LEGACY V (BM) 05/09→							
 Bremsbackensatz, Feststellbremse							
2.0 D AWD	110	09/09→12/14	➡			03.0137-3015.2 653015	Ø 190 x 32 - HEB
2.0 i AWD	110	09/09→12/14					
2.0 i LPG AWD	108	09/09→12/11					
2.5 GT AWD	195	07/10→12/14					
2.5 i AWD	123 - 127	09/09→12/14					
Zubehörsatz, Feststellbremsbacken							
2.0 D AWD	110	09/09→12/14				03.0137-9307.2 669307	
2.0 i AWD	110	09/09→12/14					
2.0 i LPG AWD	108	09/09→12/11					
2.5 GT AWD	195	07/10→12/14					
2.5 i AWD	123 - 127	09/09→12/14					
SUBARU - LEGACY V Kombi (BR) 06/08→12/14							
 Bremsbackensatz, Feststellbremse							
2.0 D AWD	108 - 110	09/09→12/14	➡			03.0137-3015.2 653015	Ø 190 x 32 - HEB
2.0 i AWD	110	09/09→12/14					
2.0 i LPG AWD	108	09/09→12/11					
2.5 CNG AWD	127	04/13→12/14					
2.5 GT AWD	195	07/10→12/14					
→							





















	kw					! #		
SUBARU - LEGACY V Kombi (BR) 06/08→12/14								
 Bremsbackensatz, Feststellbremse								
2.5 i AWD	123 - 127	05/09→12/14	➔				03.0137-3015.2 653015	Ø 190 x 32 - HEB
Zubehörsatz, Feststellbremsbacken								
2.0 D AWD	108 - 110	09/09→12/14					03.0137-9307.2 669307	
2.0 i AWD	110	09/09→12/14						
2.0 i LPG AWD	108	09/09→12/11						
2.5 GT AWD	195	07/10→12/14						
2.5 i AWD	123 - 125	05/09→12/14						
2.5 CNG AWD	127	04/13→12/14	➔				03.0137-9307.2 669307	
2.5 i AWD	127	07/12→12/14						
SUBARU - LEGACY OUTBACK (BG) 01/96→12/99								
 Bremsbackensatz, Feststellbremse								
2.5	110	01/96→12/99	➔	06/96→11/98			03.0137-3010.2 653010	Ø 170 x 32 - HEB
Zubehörsatz, Feststellbremsbacken								
2.5	110	01/96→12/99	➔				03.0137-9338.2 669338	
SUBARU - OUTBACK (BL, BP) 09/03→06/10								
 Bremsbackensatz, Feststellbremse								
2.0 D AWD	110	09/08→09/09	➔	→ 04/09			03.0137-3043.2 653043	Ø 170 x 36 - HEB
2.5 AWD	121	11/03→09/09						
2.5 AWD	127	09/08→09/09	➔	→ 06/09			03.0137-3043.2 653043	Ø 170 x 36 - HEB
3.0 AWD	180	11/03→09/09						
2.5 BiFuel AWD	127	09/08→06/09	➔				03.0137-3043.2 653043	Ø 170 x 36 - HEB
Zubehörsatz, Feststellbremsbacken								
2.0 D AWD	110	09/08→09/09	➔	→ 04/09			03.0137-9307.2 669307	
2.5 AWD	121	11/03→09/09						
2.5 AWD	127	09/08→09/09	➔	→ 06/09			03.0137-9307.2 669307	
3.0 AWD	180	11/03→09/09						
2.5 BiFuel AWD	127	09/08→06/09	➔				03.0137-9307.2 669307	
SUBARU - OUTBACK (BR) 06/09→								
 Bremsbackensatz, Feststellbremse								
2.0 D AWD	108 - 110	09/09→	➔				03.0137-3015.2 653015	Ø 190 x 32 - HEB
2.5 BiFuel AWD	123	01/10→12/14						
2.5 i AWD	123 - 125	09/09→						
3.6 AWD	183	06/11→12/14						
3.6 R AWD	191	09/09→						
Zubehörsatz, Feststellbremsbacken								
2.0 D AWD	108 - 110	09/09→					03.0137-9307.2 669307	
2.5 i AWD	123 - 125	09/09→						
3.6 AWD	183	06/11→12/14						
3.6 R AWD	191	09/09→						
SUBARU - TREZIA 11/10→								
 Bremsbackensatz								
1.3	73	03/11→	➔	→ 04/14			03.0137-0528.2 650528	Ø 228 x 37 - HEB
1.4 D	66	03/11→						
 Seilzug, Feststellbremse								
1.3	73	03/11→			Scheibenbremse; <input type="checkbox"/>		24.3727-1966.2 581966	L= 1.697
1.4 D	66	03/11→			Scheibenbremse; <input type="checkbox"/>		24.3727-1967.2 581967	L= 1.739
SUBARU - XV (_GP_) 09/11→								
 Bremsbackensatz, Feststellbremse								
1.6 BiFuel AWD	84	03/12→	➔				03.0137-3045.2 653045	Ø 170 x 35 - HEB
1.6 i AWD	84	03/12→						
2.0 BiFuel AWD	110	03/12→						
2.0 D AWD	80 - 108	03/12→						
2.0 Hybrid AWD	110	01/14→						
2.0 i AWD	110	03/12→						
➔								















	kw			 	! #		
SUBARU - XV (_GP_) 09/11→							
Zubehörsatz, Feststellbremsbacken							
1.6 BiFuel AWD	84	03/12→	➔			03.0137-9339.2	669339
1.6 i AWD	84	03/12→					
2.0 BiFuel AWD	110	03/12→					
2.0 D AWD	80 - 108	03/12→					
2.0 Hybrid AWD	110	01/14→					
2.0 i AWD	110	03/12→					
SUBARU - XV (GT) 04/17→							
 Bremsbackensatz, Feststellbremse							
2.0 AWD	113	04/17→	➔			03.0137-3045.2	653045
2.0 i AWD	115	04/17→					Ø 170 x 35 - HEB
Zubehörsatz, Feststellbremsbacken							
2.0 AWD	113	04/17→	➔			03.0137-9339.2	669339
2.0 i AWD	115	04/17→					
SUZUKI - ALTO IV (EF) 10/93→06/02							
Zubehörsatz, Bremsbacken							
1.0	39	09/94→06/02	➔			03.0137-9127.2	669127
 Bremstrommel							
1.0	39	09/94→06/02	➔			24.0218-0047.1	480194
							Ø 205 x 44,2 / 182 - RLG / - ABS Ring
 Bremsbackensatz							
1.0	39	09/94→06/02	➔			03.0137-0470.2	650470
							Ø 180 x 31 - HEB
SUZUKI - ALTO V (HA12, HA23) 10/97→09/04							
Zubehörsatz, Bremsbacken							
1.0	43	01/00→06/02	➔			03.0137-9127.2	669127
 Bremstrommel							
1.0	43	01/00→06/02	➔			24.0218-0047.1	480194
							Ø 205 x 44,2 / 182 - RLG / - ABS Ring
 Bremsbackensatz							
1.0	43	01/00→06/02	➔			03.0137-0470.2	650470
							Ø 180 x 31 - HEB
SUZUKI - ALTO VI (FF) 09/04→12/09							
 Radbremszylinder							
1.1	46	09/04→12/08	➔	2		24.3215-1702.3	020494
							ALU
Zubehörsatz, Bremsbacken							
1.1	46	09/04→12/08	➔			03.0137-9127.2	669127
 Bremstrommel							
1.1	46	09/04→12/08	➔			24.0218-0047.1	480194
							Ø 205 x 44,2 / 182 - RLG / - ABS Ring
 Bremsbackensatz							
1.1	46	09/04→12/08	➔			03.0137-0425.2	650425
							Ø 180 x 26 - HEB
SUZUKI - ALTO VII (GF) 01/09→							
 Bremstrommel							
1.0	49 - 50	01/09→	➔			24.0218-0039.1	480160
1.0 LPG	50	04/09→					Ø 208 x 34,5 / 182 - RLG / - ABS Ring
 Bremsbackensatz							
1.0	49 - 50	01/09→	➔			03.0137-0503.2	650503
1.0 LPG	50	04/09→					Ø 180 x 26 - HEB
SUZUKI - BALENO (EG) 03/95→12/09							
 Radbremszylinder							
1.3	52	09/96→05/02	➔	<input type="checkbox"/>		24.3217-1725.3	020512
1.3 i 16V	63	07/95→05/02					ALU
→							













	kw					! #		
SUZUKI - BALENO (EG) 03/95→12/09								
 Radbremszylinder								
1.6 i 16V 1.6 i 16V 4x4	72 72	07/95→05/02 07/95→05/02	➔	<input type="checkbox"/>			24.3217-1726.3 020513	ALU
Zubehörsatz, Bremsbacken								
1.3 1.3 i 16V 1.6 i 16V 1.6 i 16V 4x4	52 63 72 72	09/96→05/02 07/95→05/02 07/95→05/02 07/95→05/02	➔				03.0137-9271.2 669271	
 Bremstrommel								
1.3 1.3 i 16V 1.6 i 16V 1.6 i 16V 4x4	52 63 72 72	09/96→05/02 07/95→05/02 07/95→05/02 07/95→05/02	➔				24.0220-0044.1 480192	Ø 244,6 x 40,2 / 202
 Bremsbackensatz								
1.3 1.3 i 16V 1.6 i 16V 1.6 i 16V 4x4	52 63 72 72	09/96→05/02 07/95→05/02 07/95→05/02 07/95→05/02	➔				03.0137-0315.2 650315	Ø 200 x 32
 Seilzug, Feststellbremse								
1.3 1.3 i 16V 1.6 i 16V 1.6 i 16V 4x4	52 63 72 72	09/96→05/02 07/95→05/02 07/95→05/02 07/95→05/02		Türenanzahl: 4; Trommelbremse; <input type="checkbox"/>		24.3727-2000.2 582000		L= 1.572
				Türenanzahl: 5; Trommelbremse; <input type="checkbox"/>		24.3727-2000.2 582000		L= 1.572
				Türenanzahl: 4; Trommelbremse; <input type="checkbox"/>		24.3727-2003.2 582003		L= 1.656
				Türenanzahl: 5; Trommelbremse; <input type="checkbox"/>		24.3727-2003.2 582003		L= 1.656
SUZUKI - BALENO (FW, EW) 02/16→								
 Radbremszylinder								
1.0 1.2 1.2 Hybrid	82 66 66	02/16→ 02/16→ 02/16→	➔		2	24.3219-1772.3 020608		ALU
SUZUKI - BALENO Kombi (EG) 04/95→04/05								
 Radbremszylinder								
1.3 16V 1.6 i 16V	63 72	03/97→05/02 08/96→05/02	➔	<input type="checkbox"/>		24.3217-1725.3 020512		ALU
1.6 i 16V 4x4	73 72	08/96→05/02 08/96→05/02	➔	<input type="checkbox"/>		24.3217-1726.3 020513		ALU
Zubehörsatz, Bremsbacken								
1.3 16V 1.6 i 16V 1.6 i 16V 4x4	63 72 73 72	03/97→05/02 08/96→05/02 08/96→05/02 08/96→05/02	➔				03.0137-9271.2 669271	
 Bremstrommel								
1.3 16V 1.6 i 16V 1.6 i 16V 4x4	63 72 73 72	03/97→05/02 08/96→05/02 08/96→05/02 08/96→05/02	➔				24.0220-0044.1 480192	Ø 244,6 x 40,2 / 202
 Bremsbackensatz								
1.3 16V 1.6 i 16V 1.6 i 16V 4x4	63 72 73 72	03/97→05/02 08/96→05/02 08/96→05/02 08/96→05/02	➔				03.0137-0315.2 650315	Ø 200 x 32
 Seilzug, Feststellbremse								
1.3 16V 1.6 i 16V	63 72	03/97→05/02 08/96→05/02		Türenanzahl: 4; Trommelbremse; <input type="checkbox"/>		24.3727-2000.2 582000		L= 1.572
				Türenanzahl: 5; Trommelbremse; <input type="checkbox"/>		24.3727-2000.2 582000		L= 1.572
1.6 i 16V 4x4	72	08/96→05/02		Türenanzahl: 4; Trommelbremse; <input type="checkbox"/>		24.3727-2003.2 582003		L= 1.656
	73			Türenanzahl: 5; Trommelbremse; <input type="checkbox"/>		24.3727-2003.2 582003		L= 1.656
SUZUKI - BALENO Schrägheck (EG) 03/95→05/02								
 Radbremszylinder								
1.3 1.3 i 16V 1.6 i 16V	52 63 72	09/96→05/02 07/95→05/02 07/95→05/02	➔	<input type="checkbox"/>		24.3217-1725.3 020512		ALU
			➔	<input type="checkbox"/>		24.3217-1726.3 020513		ALU
















	kw					! #		
SUZUKI - BALENO Schrägheck (EG) 03/95→05/02								
 Radbremszylinder								
1.6 i 16V 4x4	72	07/95→05/02	→	<input type="checkbox"/>			24.3217-1725.3 020512	ALU
			→	<input type="checkbox"/>			24.3217-1726.3 020513	ALU
Zubehörsatz, Bremsbacken								
1.3	52	09/96→05/02	→				03.0137-9271.2 669271	
1.3 i 16V	63	07/95→05/02						
1.6 i 16V	72	07/95→05/02						
1.6 i 16V 4x4	72	07/95→05/02						
 Bremstrommel								
1.3	52	09/96→05/02	→				24.0220-0044.1 480192	Ø 244,6 x 40,2 / 202
1.3 i 16V	63	07/95→05/02						
1.6 i 16V	72	07/95→05/02						
1.6 i 16V 4x4	72	07/95→05/02						
 Bremsbackensatz								
1.3	52	09/96→05/02	→				03.0137-0315.2 650315	Ø 200 x 32
1.3 i 16V	63	07/95→05/02						
1.6 i 16V	72	07/95→05/02						
1.6 i 16V 4x4	72	07/95→05/02						
 Seilzug, Feststellbremse								
1.3	52	09/96→05/02			Türenanzahl: 4; Trommelbremse; <input type="checkbox"/>		24.3727-2000.2 582000	L= 1.572
1.3 i 16V	63	07/95→05/02			Türenanzahl: 5; Trommelbremse; <input type="checkbox"/>		24.3727-2000.2 582000	L= 1.572
1.6 i 16V	72	07/95→05/02			Türenanzahl: 4; Trommelbremse; <input type="checkbox"/>		24.3727-2003.2 582003	L= 1.656
1.6 i 16V 4x4	72	07/95→05/02			Türenanzahl: 5; Trommelbremse; <input type="checkbox"/>		24.3727-2003.2 582003	L= 1.656
SUZUKI - CARRY Bus 03/99→								
 Radbremszylinder								
1.3	57	03/99→12/06	→	→ 09/04; <input type="checkbox"/>			24.3219-1723.3 020427	ALU
			→	→ 09/04; <input type="checkbox"/>			24.3219-1758.3 020527	ALU
Zubehörsatz, Bremsbacken								
1.3	57	03/99→12/06	→	→ 09/04			03.0137-9190.2 669190	
 Bremsbackensatz								
1.3	57	03/99→12/06	→	→ 09/04			03.0137-0287.2 650287	Ø 220 x 36
SUZUKI - CARRY Kasten (FD) 02/99→								
 Radbremszylinder								
1.3 16 V	58	03/00→	→	→ 09/04; <input type="checkbox"/>			24.3219-1723.3 020427	ALU
			→	→ 09/04; <input type="checkbox"/>			24.3219-1758.3 020527	ALU
Zubehörsatz, Bremsbacken								
1.3 16 V	58	03/00→	→	→ 09/04			03.0137-9190.2 669190	
 Bremsbackensatz								
1.3 16 V	58	03/00→	→	→ 09/04			03.0137-0287.2 650287	Ø 220 x 36
SUZUKI - CARRY Pritsche/Fahrgestell (FD, DA5_T, DA6_T) 02/99→								
 Radbremszylinder								
1.3 4x4	58	10/00→07/05	→	→ 09/04; <input type="checkbox"/>			24.3219-1723.3 020427	ALU
			→	→ 09/04; <input type="checkbox"/>			24.3219-1758.3 020527	ALU
Zubehörsatz, Bremsbacken								
1.3	56	10/00→09/04	→				03.0137-9190.2 669190	
1.3 4x4	58	10/00→07/05	→	→ 09/04			03.0137-9190.2 669190	
 Bremsbackensatz								
1.3	56	10/00→09/04	→				03.0137-0287.2 650287	Ø 220 x 36
1.3 4x4	58	10/00→07/05	→	→ 09/04			03.0137-0287.2 650287	Ø 220 x 36



















	kw			 	! #		
SUZUKI - CELERIO (LF) 02/14→							
 Radbremszylinder							
1.0	50	03/14→	→	☐		24.3219-1749.3 020500	ALU
			→	☐		24.3219-1750.3 020501	ALU
 Bremsbackensatz							
1.0	50	03/14→	→			03.0137-0534.2 650534	Ø 180 x 28 + HEB
SUZUKI - FORENZA Stufenheck 09/03→12/08							
 Bremsbackensatz, Feststellbremse							
2.0	94	09/03→12/05	→			03.0137-3036.2 653036	Ø 168 x 26 + HEB
SUZUKI - GRAND VITARA I (FT, HT) 03/98→08/08							
 Radbremszylinder							
1.6 4x4	69 - 73	03/98→09/05	→	☐		24.3222-1727.3 020519	GG
2.0 4x4	94 - 103	03/98→08/05	→	☐		24.3222-1728.3 020520	GG
2.0 HDI 110 16V 4x4	80	07/01→09/05					
2.0 HDI 110 4x4	80	02/01→12/03					
2.0 TD 4x4	63 - 64	03/98→09/05					
2.5 V6 24V 4x4	116	04/01→07/03					
2.7	127	06/01→08/03					
2.7 4x4	127 - 135	09/01→07/03					
2.5 V6 24V 4x4	106	04/98→07/03	→	→ 09/00; ☐		24.3222-1727.3 020519	GG
			→	→ 09/00; ☐		24.3222-1728.3 020520	GG
2.7	135	09/03→08/06	→	→ 09/05; ☐		24.3222-1727.3 020519	GG
			→	→ 09/05; ☐		24.3222-1728.3 020520	GG
 Bremsbackensatz							
1.6 4x4	69 - 73	03/98→09/05	→			03.0137-0433.2 650433	Ø 220 x 42 - HEB
2.0 4x4	94 - 103	03/98→08/05					
2.0 HDI 110 16V 4x4	80	07/01→09/05					
2.0 HDI 110 4x4	80	02/01→12/03					
2.0 TD 4x4	63 - 64	03/98→09/05					
2.5 V6 24V 4x4	116	04/01→07/03					
2.5 V6 24V 4x4	106	04/98→07/03	→	→ 09/00		03.0137-0433.2 650433	Ø 220 x 42 - HEB
2.7 4x4	127 - 135	09/01→07/03	→	Version: Escudo		03.0137-0433.2 650433	Ø 220 x 42 - HEB
SUZUKI - GRAND VITARA I Geländewagen offen (GT) 03/98→09/05							
 Radbremszylinder							
1.6 4x4	69	03/98→07/03	→	☐		24.3222-1727.3 020519	GG
2.0 4x4	94	03/98→07/03	→	☐		24.3222-1728.3 020520	GG
 Bremsbackensatz							
1.6 4x4	69	03/98→07/03	→			03.0137-0433.2 650433	Ø 220 x 42 - HEB
2.0 4x4	94	03/98→07/03					
SUZUKI - GRAND VITARA II (JT, TE, TD) 04/05→							
 Radbremszylinder							
1.6	78	10/05→	→	→ 02/15	2	24.3222-1727.3 020519	GG
			→	→ 02/15; ☐		24.3222-1728.3 020520	GG
1.6 All-wheel Drive	73 - 77	09/05→	→		2	24.3222-1727.3 020519	GG
1.6 All-wheel Drive	78	04/05→02/15	→		2	24.3222-1727.3 020519	GG
1.9 DDiS	95	03/06→08/08					
2.0 All-wheel Drive	103	10/05→02/15	→	☐		24.3222-1728.3 020520	GG
1.9 DDiS All-wheel Drive	95	10/05→02/15	→	→ 08/08	2	24.3222-1727.3 020519	GG
			→	→ 08/08; ☐		24.3222-1728.3 020520	GG
2.0	103	10/05→02/15	→	→ 12/11	2	24.3222-1727.3 020519	GG
			→	→ 12/11; ☐		24.3222-1728.3 020520	GG
2.0	107	08/06→	→	→ 12/11; ☐		24.3222-1727.3 020519	GG
→							














	kW					! #		
SUZUKI - GRAND VITARA II (JT, TE, TD) 04/05→								
 Radbremszylinder								
2.0	107	08/06→	➡	→ 12/11; 			24.3222-1728.3 020520	GG
2.0 All-wheel Drive	95	07/07→02/10	➡				24.3222-1727.3 020519	GG
2.7 All-wheel Drive	136	01/07→12/08	➡				24.3222-1728.3 020520	GG
2.7	138	09/05→12/08	➡	10/05→ 08/08; 			24.3222-1727.3 020519	GG
			➡	10/05→ 08/08; 			24.3222-1728.3 020520	GG
2.7 All-wheel Drive	138	04/05→08/08	➡	10/05→; 			24.3222-1727.3 020519	GG
			➡	10/05→; 			24.3222-1728.3 020520	GG
Zubehörsatz, Bremsbacken								
1.6	78	10/05→	➡	→ 02/15; Grand Vitara			03.0137-9289.2 669289	
1.6 All-wheel Drive	78	04/05→02/15	➡				03.0137-9289.2 669289	
1.9 DDiS	95	03/06→08/08						
1.9 DDiS All-wheel Drive	95	10/05→02/15						
 Bremsbackensatz								
1.6	78	10/05→	➡	→ 12/07; Grand Escudo			03.0137-0433.2 650433	Ø 220 x 42 - HEB
			➡	→ 02/15; Grand Vitara			03.0137-0499.2 650499	Ø 254 x 41 - HEB
1.6 All-wheel Drive	73 - 78	04/05→	➡				03.0137-0499.2 650499	Ø 254 x 41 - HEB
1.9 DDiS	95	03/06→08/08						
1.9 DDiS All-wheel Drive	95	10/05→02/15						
2.0 All-wheel Drive	103	10/05→02/15						
2.7 All-wheel Drive	136 - 138	04/05→12/08						
2.0	103	10/05→02/15	➡	→ 12/11			03.0137-0433.2 650433	Ø 220 x 42 - HEB
			➡				03.0137-0499.2 650499	Ø 254 x 41 - HEB
2.0	107	08/06→	➡	→ 12/11			03.0137-0433.2 650433	Ø 220 x 42 - HEB
2.0 All-wheel Drive	95	07/07→02/10	➡				03.0137-0433.2 650433	Ø 220 x 42 - HEB
2.7	138	09/05→12/08	➡	10/05→ 08/08			03.0137-0433.2 650433	Ø 220 x 42 - HEB
 Bremsbackensatz, Feststellbremse								
1.6 All-wheel Drive	77	03/13→	➡				03.0137-3046.2 653046	Ø 200 x 37 - HEB
1.9 DDiS All-wheel Drive	95	10/05→02/15						
2.0	99 - 103	10/05→						
2.0 All-wheel Drive	103	10/05→02/15						
2.4	124	09/09→						
2.4 All-wheel Drive	122 - 124	01/09→						
3.2 All-wheel Drive	165 - 171	06/08→02/15						
SUZUKI - IGNIS I (FH) 10/00→12/05								
 Radbremszylinder								
1.3	61	10/00→09/03	➡	→ 08/03	2		24.3215-1702.3 020494	ALU
1.3 4WD	61	10/00→09/03						
1.5 Sport	80	12/03→12/05	➡	für Fahrzeuge ohne Sportfahrwerk	2		24.3215-1701.3 020493	ALU
Zubehörsatz, Bremsbacken								
1.3	61	10/00→09/03	➡	→ 08/03			03.0137-9127.2 669127	
1.3 4WD	61	10/00→09/03						
1.5 Sport	80	12/03→12/05	➡	für Fahrzeuge ohne Sportfahrwerk			03.0137-9300.2 669300	
 Bremsbackensatz								
1.3	61	10/00→09/03	➡	→ 08/03			03.0137-0425.2 650425	Ø 180 x 26 - HEB
1.3 4WD	61	10/00→09/03						
1.5 Sport	80	12/03→12/05	➡	für Fahrzeuge ohne Sportfahrwerk			03.0137-0465.2 650465	Ø 200 x 29 + HEB
							03.0520-1415.3 691415	Ø 200 x 29 + RZ / + Zub TopKit
SUZUKI - IGNIS II (MH) 08/03→								
 Radbremszylinder								
1.3	69	09/03→	➡		2		24.3215-1701.3 020493	ALU
1.3 4x4	69	09/03→						
1.5	73	09/03→						
1.5 4x4	73	09/03→						
1.3 DDiS	51	09/03→	➡	→ 12/12	2		24.3215-1701.3 020493	ALU
→								

	kw			 	! #		
SUZUKI - IGNIS II (MH) 08/03→							
Zubehörsatz, Bremsbacken							
1.3 1.3 4x4 1.3 DDiS 1.5 1.5 4x4	69 69 51 73 73	09/03→ 09/03→ 09/03→ 09/03→ 09/03→	➔	→ 12/12		03.0137-9300.2 669300	
 Bremsbackensatz							
1.3 1.3 4x4 1.3 DDiS 1.5 1.5 4x4	69 69 51 73 73	09/03→ 09/03→ 09/03→ 09/03→ 09/03→	➔	→ 12/12		03.0137-0465.2 650465 03.0520-1415.3 691415	Ø 200 x 29 + HEB Ø 200 x 29 + RZ / + Zub TopKit
SUZUKI - IGNIS III (MF) 10/16→							
 Radbremszylinder							
1.2 1.2 AllGrip 1.2 Hybrid 1.2 Hybrid AllGrip	66 66 61 - 66 61 - 66	10/16→ 10/16→ 10/16→ 10/16→	➔		2	24.3219-1769.3 020610	ALU
SUZUKI - JIMNY Geländewagen geschlossen (A6G) 07/18→							
 Radbremszylinder							
1.5 AllGrip	75	07/18→	➔	<input type="checkbox"/>		24.3219-1723.3 020427	ALU
			➔	<input type="checkbox"/>		24.3219-1724.3 020428	ALU
 Bremsbackensatz							
1.5 AllGrip	75	07/18→	➔			03.0137-0287.2 650287	Ø 220 x 36
SUZUKI - JIMNY Geländewagen geschlossen (SN) 07/98→							
 Radbremszylinder							
1.3 1.3 16V 1.3 16V 4WD 1.3 16V 4x4 1.3 4WD 1.3 4x4 1.5 DDiS 4WD 1.5 DDiS 4x4	63 59 - 60 59 - 60 63 62 63 48 63	08/04→ 09/98→ 09/98→ 09/98→ 08/05→ 05/14→ 09/98→08/00 12/03→ 08/05→	➔	<input type="checkbox"/>		24.3219-1723.3 020427 24.3219-1758.3 020527	ALU ALU
Zubehörsatz, Bremsbacken							
1.3 1.3 16V 1.3 16V 4WD 1.3 16V 4x4 1.3 4WD 1.3 4x4 1.5 DDiS 4WD 1.5 DDiS 4x4	63 59 - 60 59 - 60 63 62 63 48 63	08/04→ 09/98→ 09/98→ 09/98→ 08/05→ 05/14→ 09/98→08/00 12/03→ 08/05→	➔			03.0137-9128.2 669128	
 Bremsbackensatz							
1.3 1.3 16V 1.3 16V 4WD 1.3 16V 4x4 1.3 4WD 1.3 4x4 1.5 DDiS 4WD 1.5 DDiS 4x4	63 59 - 60 59 - 60 63 62 63 48 63	08/04→ 09/98→ 09/98→ 09/98→ 08/05→ 05/14→ 09/98→08/00 12/03→ 08/05→	➔			03.0137-0287.2 650287	Ø 220 x 36
SUZUKI - JIMNY Geländewagen offen (SN) 01/98→							
 Radbremszylinder							
1.3 1.3 16V 4WD 1.3 4WD →	63 59 63	08/04→ 09/98→ 03/13→	➔	<input type="checkbox"/>		24.3219-1723.3 020427 24.3219-1758.3 020527	ALU ALU














	kw					! #		
SUZUKI - JIMNY Geländewagen offen (SN) 01/98→								
 Bremsbackensatz								
1.3 1.3 16V 4WD 1.3 4WD	63 59 63	08/04→ 09/98→ 03/13→	➔			03.0137-0287.2	650287	Ø 220 x 36
SUZUKI - LIANA (ER, RH_) 10/01→								
 Radbremszylinder								
1.3 1.4 DDiS 1.6 1.6 4WD 1.6 i	66 66 76 - 79 76 - 78 78	03/02→ 04/04→ 03/02→ 03/02→ 04/02→	➔	→ 12/07; ☐		24.3217-1725.3	020512	ALU
1.5	81	04/04→11/07	➔	01/05→; ☐		24.3217-1725.3	020513	ALU
1.6 4WD 2.0	79 108	01/05→12/07 10/01→03/04	➔	☐		24.3217-1725.3	020512	ALU
			➔	☐		24.3217-1726.3	020513	ALU
Zubehörsatz, Bremsbacken								
1.3 1.4 DDiS 1.6 1.6 4WD 1.6 i	66 66 76 - 79 76 - 78 78	03/02→ 04/04→ 03/02→ 03/02→ 04/02→	➔	→ 12/07		03.0137-9271.2	669271	
1.5	81	04/04→11/07	➔	01/05→		03.0137-9271.2	669271	
1.6 4WD 2.0	79 108	01/05→12/07 10/01→03/04	➔			03.0137-9271.2	669271	
 Bremstrommel								
1.3 1.4 DDiS 1.6 1.6 4WD 1.6 i	66 66 76 - 79 76 - 78 78	03/02→ 04/04→ 03/02→ 03/02→ 04/02→	➔	→ 12/07		24.0220-0044.1	480192	Ø 244,6 x 40,2 / 202
1.5	81	04/04→11/07	➔	01/05→		24.0220-0044.1	480192	Ø 244,6 x 40,2 / 202
1.6 4WD 2.0	79 108	01/05→12/07 10/01→03/04	➔			24.0220-0044.1	480192	Ø 244,6 x 40,2 / 202
 Bremsbackensatz								
1.3 1.4 DDiS 1.6 1.6 4WD 1.6 i	66 66 76 - 79 76 - 78 78	03/02→ 04/04→ 03/02→ 03/02→ 04/02→	➔	→ 12/07		03.0137-0315.2	650315	Ø 200 x 32
1.5	81	04/04→11/07	➔	01/05→		03.0137-0315.2	650315	Ø 200 x 32
1.6 4WD 2.0	79 108	01/05→12/07 10/01→03/04	➔			03.0137-0315.2	650315	Ø 200 x 32
SUZUKI - LIANA Schrägheck 06/01→								
 Radbremszylinder								
1.3 1.4 DDiS 1.6 1.6 4WD 1.6 i 2.3	66 66 76 - 79 76 - 78 114	07/01→12/07 04/04→12/07 07/01→12/07 07/01→12/07 04/02→12/07 04/04→11/07	➔	☐		24.3217-1725.3	020512	ALU
			➔	☐		24.3217-1726.3	020513	ALU
Zubehörsatz, Bremsbacken								
1.3 1.4 DDiS 1.6 1.6 4WD 1.6 i →	66 66 76 - 79 76 - 78	07/01→12/07 04/04→12/07 07/01→12/07 07/01→12/07 04/02→12/07	➔			03.0137-9271.2	669271	











	kW			 	! #		
SUZUKI - LIANA Schrägheck 06/01→							
 Bremstrommel							
1.3 1.4 DDiS 1.6 1.6 4WD 1.6 i 2.3	66 66 76 - 79 76 - 79 78 114	07/01→12/07 04/04→12/07 07/01→12/07 07/01→12/07 07/01→12/07 04/02→12/07 04/04→11/07	➔			24.0220-0044.1 480192	Ø 244,6 x 40,2 / 202
 Bremsbackensatz							
1.3 1.4 DDiS 1.6 1.6 4WD 1.6 i 2.3	66 66 76 - 79 76 - 79 78 114	07/01→12/07 04/04→12/07 07/01→12/07 07/01→12/07 07/01→12/07 04/02→12/07 04/04→11/07	➔			03.0137-0315.2 650315	Ø 200 x 32
SUZUKI - SAMURAI Geländewagen geschlossen (SJ_) 09/84→12/04							
 Radbremsszylinder							
1.3 All-wheel Drive	51	11/88→12/04	➔	11/98→; ☐		24.3222-1738.3 020564	ALU
				11/98→; ☐		24.3222-1739.3 020565	ALU
1.3 All-wheel Drive	59	01/00→12/04	➔	09/00→; ☐		24.3222-1738.3 020564	ALU
				09/00→; ☐		24.3222-1739.3 020565	ALU
 Bremsbackensatz							
1.0 All-wheel Drive 1.3 All-wheel Drive	33 44 - 51	11/88→12/04 11/88→12/04	➔	→ 12/92		03.0137-0306.2 650306	Ø 220 x 40
SUZUKI - SPLASH (EX) 01/08→							
 Radbremsszylinder							
1.0 1.2 1.2 LPG 1.2 VVT 1.3 CDTI	48 - 50 63 63 66 - 69 55	01/08→ 01/08→ 04/08→12/14 09/10→ 01/08→	➔		2	24.3219-1756.3 020511	BOS ALU
Zubehörsatz, Bremsbacken							
1.0 1.2 1.2 LPG 1.2 VVT 1.3 CDTI	48 - 50 63 63 66 - 69 55	01/08→ 01/08→ 04/08→12/14 09/10→ 01/08→	➔			03.0137-9287.2 669287	BOS
 Bremsbackensatz							
1.0 1.2 1.2 LPG 1.2 VVT 1.3 CDTI	48 - 50 63 63 66 - 69 55	01/08→ 01/08→ 04/08→12/14 09/10→ 01/08→	➔			03.0137-0466.2 650466 03.0520-6919.3 696919	BOS Ø 200 x 32 + HEB BOS Ø 200 x 32 + RZ / + Zub TopKit
 Seilzug, Feststellbremse							
1.0 1.2 1.2 LPG 1.2 VVT 1.3 CDTI	48 - 50 63 63 66 - 69 55	01/08→ 01/08→ 04/08→12/14 09/10→ 01/08→		Trommelbremse; ☐		24.3727-0792.2 580792	L= 1.600
				Trommelbremse; ☐		24.3727-0793.2 580793	L= 1.600
SUZUKI - SWIFT II Schrägheck (EA, MA) 03/89→12/05							
 Radbremsszylinder							
1.0	37	03/89→05/01	➔	08/92→; → 320339; + ABS; Türenanzahl: 4; ☐		24.3217-1725.3 020512	ALU
			➔	08/92→; → 320339; + ABS; Türenanzahl: 4; ☐		24.3217-1726.3 020513	ALU
→							

















	kw					! #		
SUZUKI - SWIFT II Schrägheck (EA, MA) 03/89→12/05								
 Radbremszylinder								
1.0 i	39	01/95→12/05	➡	11/96→ 12/04	2	24.3215-1704.3	020532	GG
			➡	→ 320339; + ABS; Türenanzahl: 4; 		24.3217-1725.3	020512	ALU
			➡	→ 320339; + ABS; Türenanzahl: 4; 		24.3217-1726.3	020513	ALU
1.3	50	03/89→05/01	➡	11/96→; Türenanzahl: 3	2	24.3215-1704.3	020532	GG
			➡	11/96→; Türenanzahl: 2	2	24.3215-1704.3	020532	GG
			➡	11/96→; Türenanzahl: 5	2	24.3215-1704.3	020532	GG
			➡	11/96→; Türenanzahl: 4; 		24.3217-1725.3	020512	ALU
			➡	11/96→; Türenanzahl: 4; 		24.3217-1726.3	020513	ALU
1.3	63	06/01→12/03	➡	Türenanzahl: 5	2	24.3215-1704.3	020532	GG
			➡	Türenanzahl: 2	2	24.3215-1704.3	020532	GG
			➡	Türenanzahl: 3	2	24.3215-1704.3	020532	GG
			➡	Türenanzahl: 4; 		24.3217-1725.3	020512	ALU
			➡	Türenanzahl: 4; 		24.3217-1726.3	020513	ALU
1.3 4WD	50	03/89→05/01	➡	11/96→; 		24.3217-1725.3	020512	ALU
			➡	11/96→; 		24.3217-1726.3	020513	ALU
Zubehörsatz, Bremsbacken								
1.0	37	03/89→05/01	➡	08/92→; → 320339; + ABS; Türenanzahl: 4		03.0137-9271.2	669271	
			➡	320340→; → 10/96; + ABS; Türenanzahl: 4		03.0137-9287.2	669287	BOS
1.0 i	39	01/95→12/05	➡	→ 320339; + ABS; Türenanzahl: 4		03.0137-9271.2	669271	
			➡	320340→; → 10/96; + ABS; Türenanzahl: 4		03.0137-9287.2	669287	BOS
1.3	50	03/89→05/01	➡	11/96→; Türenanzahl: 4		03.0137-9271.2	669271	
1.3	63	06/01→12/03	➡	Türenanzahl: 4		03.0137-9271.2	669271	
1.3 4WD	50	03/89→05/01	➡	11/96→		03.0137-9271.2	669271	
 Bremstrommel								
1.0	37	03/89→05/01	➡	08/92→ 10/96; - ABS; Türenanzahl: 3		24.0218-0042.1	480164	Ø 222,2 x 36 / 182 - RLG
			➡	08/92→ 10/96; - ABS; Türenanzahl: 5		24.0218-0042.1	480164	Ø 222,2 x 36 / 182 - RLG
1.0 i	39	01/95→12/05	➡	→ 10/96; - ABS; Türenanzahl: 3		24.0218-0042.1	480164	Ø 222,2 x 36 / 182 - RLG
			➡	→ 10/96; - ABS; Türenanzahl: 5		24.0218-0042.1	480164	Ø 222,2 x 36 / 182 - RLG
			➡	11/96→ 12/04		24.0218-0042.1	480164	Ø 222,2 x 36 / 182 - RLG
1.3	50	03/89→05/01	➡	11/96→; Türenanzahl: 2		24.0218-0042.1	480164	Ø 222,2 x 36 / 182 - RLG
			➡	11/96→; Türenanzahl: 3		24.0218-0042.1	480164	Ø 222,2 x 36 / 182 - RLG
			➡	11/96→; Türenanzahl: 5		24.0218-0042.1	480164	Ø 222,2 x 36 / 182 - RLG
1.3	63	06/01→12/03	➡	Türenanzahl: 2		24.0218-0042.1	480164	Ø 222,2 x 36 / 182 - RLG
			➡	Türenanzahl: 3		24.0218-0042.1	480164	Ø 222,2 x 36 / 182 - RLG
			➡	Türenanzahl: 5		24.0218-0042.1	480164	Ø 222,2 x 36 / 182 - RLG
 Bremsbackensatz								
1.0	37	03/89→05/01	➡	08/92→; → 320339; + ABS; Türenanzahl: 4		03.0137-0315.2	650315	Ø 200 x 32
			➡	08/92→ 10/96; - ABS; Türenanzahl: 5		03.0137-0414.2	650414	Ø 180 x 27 - HEB
			➡	08/92→ 10/96; - ABS; Türenanzahl: 3		03.0137-0414.2	650414	Ø 180 x 27 - HEB
			➡	320340→; → 10/96; + ABS; Türenanzahl: 4		03.0137-0500.2	650500	BOS Ø 200 x 32 + HEB
1.0 i	39	01/95→12/05	➡	→ 320339; + ABS; Türenanzahl: 4		03.0137-0315.2	650315	Ø 200 x 32
			➡	→ 10/96; - ABS; Türenanzahl: 3		03.0137-0414.2	650414	Ø 180 x 27 - HEB
			➡	→ 10/96; - ABS; Türenanzahl: 5		03.0137-0414.2	650414	Ø 180 x 27 - HEB
			➡	11/96→ 12/04		03.0137-0414.2	650414	Ø 180 x 27 - HEB
			➡	320340→; → 10/96; + ABS; Türenanzahl: 4		03.0137-0500.2	650500	BOS Ø 200 x 32 + HEB
1.3	50	03/89→05/01	➡	11/96→; Türenanzahl: 4		03.0137-0315.2	650315	Ø 200 x 32
			➡	11/96→; Türenanzahl: 2		03.0137-0414.2	650414	Ø 180 x 27 - HEB
			➡	11/96→; Türenanzahl: 3		03.0137-0414.2	650414	Ø 180 x 27 - HEB
			➡	11/96→; Türenanzahl: 5		03.0137-0414.2	650414	Ø 180 x 27 - HEB
→								














	kw					! #		
SUZUKI - SWIFT II Schrägheck (EA, MA) 03/89→12/05								
 Bremsbackensatz								
1.3	63	06/01→12/03	➡	Türenanzahl: 4		03.0137-0315.2	650315	Ø 200 x 32
			➡	Türenanzahl: 2		03.0137-0414.2	650414	Ø 180 x 27 - HEB
			➡	Türenanzahl: 3		03.0137-0414.2	650414	Ø 180 x 27 - HEB
			➡	Türenanzahl: 5		03.0137-0414.2	650414	Ø 180 x 27 - HEB
1.3 4WD	50	03/89→05/01	➡	11/96→		03.0137-0315.2	650315	Ø 200 x 32
SUZUKI - SWIFT II Stufenheck (AH, AJ) 03/89→05/01								
 Radbremszylinder								
1.6 i	68	01/90→05/01	➡	08/92→ 10/96; ☐		24.3219-1770.3	020587	ALU
1.6 i 4WD	68	01/90→05/01	➡	08/92→ 10/96; ☐		24.3219-1771.3	020588	ALU
Zubehörsatz, Bremsbacken								
1.6 i	68	01/90→05/01	➡	08/92→ 10/96		03.0137-9271.2	669271	
1.6 i 4WD	68	01/90→05/01						
 Bremsbackensatz								
1.6 i	68	01/90→05/01	➡	08/92→ 10/96		03.0137-0315.2	650315	Ø 200 x 32
1.6 i 4WD	68	01/90→05/01						
SUZUKI - SWIFT III (MZ, EZ) 02/05→								
 Radbremszylinder								
1.2	66	04/08→12/10	➡		2	24.3219-1756.3	020511	BOS ALU
1.3	67	02/05→06/15						
1.3 4x4	66 -	02/05→						
	68							
1.3 DDiS	51 -	08/05→						
	55							
1.5	75	02/05→						
1.5 4x4	74	02/05→						
1.3	68	02/05→	➡	→ 09/10	2	24.3219-1756.3	020511	BOS ALU
1.3 LPG	68	09/08→12/10	➡	Fahrzeugproduktionsland Ungarn	2	24.3219-1756.3	020511	BOS ALU
Zubehörsatz, Bremsbacken								
1.2	66	04/08→12/10	➡			03.0137-9271.2	669271	
1.3	67	02/05→06/15				03.0137-9287.2	669287	BOS
1.3 DDiS	51 -	08/05→						
	55							
1.5	75	02/05→						
1.3	68	02/05→	➡			03.0137-9271.2	669271	
			➡	→ 09/10		03.0137-9287.2	669287	BOS
1.3 4x4	66 -	02/05→	➡			03.0137-9287.2	669287	BOS
	68							
1.3 LPG	68	09/08→12/10						
1.5 4x4	74	02/05→						
 Bremstrommel								
1.3 4x4	66 -	02/05→	➡	Fahrzeugproduktionsland Japan		24.0220-0044.1	480192	Ø 244,6 x 40,2 / 202
	68							
1.5 4x4	74	02/05→						
 Bremsbackensatz								
1.2	66	04/08→12/10	➡	Fahrzeugproduktionsland Ungarn		03.0137-0466.2	650466	BOS Ø 200 x 32 + HEB
1.3	67	02/05→06/15	➡	Fahrzeugproduktionsland Japan		03.0137-0529.2	650529	Ø 200 x 32 - HEB
			➡			03.0520-6919.3	696919	BOS Ø 200 x 32 + RZ / + Zub TopKit
1.3	68	02/05→	➡	→ 09/10; Fahrzeugproduktionsland Ungarn		03.0137-0466.2	650466	BOS Ø 200 x 32 + HEB
			➡	→ 09/10; Fahrzeugproduktionsland Japan		03.0137-0529.2	650529	Ø 200 x 32 - HEB
			➡	Fahrzeugproduktionsland Ungarn		03.0520-6919.3	696919	BOS Ø 200 x 32 + RZ / + Zub TopKit
1.3 4x4	66 -	02/05→	➡	Fahrzeugproduktionsland Japan		03.0137-0315.2	650315	Ø 200 x 32
	68							
1.5 4x4	74	02/05→	➡	Fahrzeugproduktionsland Ungarn		03.0137-0466.2	650466	BOS Ø 200 x 32 + HEB
						03.0520-6919.3	696919	BOS Ø 200 x 32 + RZ / + Zub TopKit
1.3 DDiS	51 -	08/05→	➡	Fahrzeugproduktionsland Ungarn		03.0137-0466.2	650466	BOS Ø 200 x 32 + HEB
	55							
1.5	75	02/05→				03.0520-6919.3	696919	BOS Ø 200 x 32 + RZ / + Zub TopKit
→								
















	kw			 	! #		
SUZUKI - SWIFT III (MZ, EZ) 02/05→							
 Bremsbackensatz							
1.3 DDiS	51 - 55	08/05→	➔	Fahrzeugproduktionsland Japan		03.0137-0529.2 650529	Ø 200 x 32 - HEB
1.5	75	02/05→					
1.3 LPG	68	09/08→12/10	➔			03.0137-0466.2 650466 03.0520-6919.3 696919	BOS Ø 200 x 32 + HEB BOS Ø 200 x 32 + RZ / + Zub TopKit
 Seilzug, Feststellbremse							
1.2	66	04/08→12/10		Fahrzeugproduktionsland Ungarn; Trommelbremse; <input type="checkbox"/>		24.3727-2004.2 582004	L= 1.625
1.3	67	02/05→06/15					
1.3 4x4	66 - 68	02/05→		Fahrzeugproduktionsland Ungarn; Trommelbremse; <input type="checkbox"/>		24.3727-2005.2 582005	L= 1.625
1.3 DDiS	51 - 55	08/05→					
1.5	75	02/05→					
1.5 4x4	74	02/05→					
1.3	68	02/05→		→ 09/10; Fahrzeugproduktionsland Ungarn; Trommelbremse; <input type="checkbox"/>		24.3727-2004.2 582004	L= 1.625
				→ 09/10; Fahrzeugproduktionsland Ungarn; Trommelbremse; <input type="checkbox"/>		24.3727-2005.2 582005	L= 1.625
1.3 LPG	68	09/08→12/10		Fahrzeugproduktionsland Ungarn; <input type="checkbox"/>		24.3727-2004.2 582004	L= 1.625
				Fahrzeugproduktionsland Ungarn; <input type="checkbox"/>		24.3727-2005.2 582005	L= 1.625
1.6	92	05/06→		Scheibenbremse; <input type="checkbox"/>		24.3727-2008.2 582008	L= 1.494
				Scheibenbremse; <input type="checkbox"/>		24.3727-2009.2 582009	L= 1.494
SUZUKI - SWIFT IV (FZ, NZ) 10/10→							
 Radbremszylinder							
1.2	63 - 69	10/10→	➔		2	24.3219-1769.3 020610	ALU
1.2 4WD	67	08/12→					
1.2 4x4	66 - 69	10/10→					
1.3 DDiS	55	10/10→					
1.4	70	02/11→					
1.6	100	01/12→					
Zubehörsatz, Bremsbacken							
1.2	63 - 69	10/10→	➔			03.0137-9271.2 669271	
1.2 4WD	67	08/12→					
1.2 4x4	66 - 69	10/10→					
1.3 DDiS	55	10/10→					
1.4	70	02/11→					
1.6	100	01/12→					
 Bremsbackensatz							
1.2	63 - 69	10/10→	➔			03.0137-0509.2 650509	Ø 200 x 26 + HEB
1.2 4WD	67	08/12→					
1.2 4x4	66 - 69	10/10→					
1.3 DDiS	55	10/10→					
1.4	70	02/11→					
1.6	100	01/12→					
 Seilzug, Feststellbremse							
1.2	63 - 69	10/10→		für Fahrzeuge mit Scheibenbremse an der Hinterachse; Scheibenbremse; <input type="checkbox"/>		24.3727-2010.2 582010	L= 1.480
1.2 4WD	67	08/12→					
1.2 4x4	66 - 69	10/10→		für Fahrzeuge mit Scheibenbremse an der Hinterachse; Scheibenbremse; <input type="checkbox"/>		24.3727-2011.2 582011	L= 1.480
1.3 DDiS	55	10/10→					
1.4	70	02/11→					
SUZUKI - SWIFT V (AZ) 01/17→							
 Radbremszylinder							
1.0	82	04/17→	➔	GL/GLA	2	24.3219-1769.3 020610	ALU
1.0 SHVS	82	04/17→					
1.2	66 - 67	01/17→					
1.2 AllGrip	66	04/17→					
1.2 SHVS	66	04/17→					
1.2 SHVS AllGrip	66	04/17→					
1.2 Hybrid)	61	06/20→	➔		2	24.3219-1769.3 020610	ALU
1.2 Hybrid) AllGrip	61	06/20→					
















	kW			 	! #		
SUZUKI - SX4 (EY, GY) 06/06→							
 Radbremszylinder							
1.5 1.5 VVTi 1.6 LPG 1.6 VVT 1.6 VVT 4x4	73 81 79 79 - 88 79 - 88	06/06→07/10 07/07→12/15 06/06→12/12 06/06→	➔	Fahrzeugproduktionsland Ungarn; - ABS	2	24.3219-1756.3 020511	BOS ALU
1.5 VVT 1.5 VVT 4x4 1.6 DDiS 1.6 VVT 4x4 1.9 DDiS 1.9 DDiS 4x4 2.0 16V 4x4 2.0 DDiS 2.0 DDiS 4x4	82 82 66 82 88 88 112 99 99	07/10→ 07/10→ 04/07→ 07/09→ 06/06→ 06/06→ 01/10→ 07/09→ 07/09→	➔	- ABS	2	24.3219-1756.3 020511	BOS ALU
1.6 VVT 1.6 VVT 4x4	81 - 82 81	11/10→12/15 01/12→12/15	➔	Fahrzeugproduktionsland Ungarn	2	24.3219-1756.3 020511	BOS ALU
Zubehörsatz, Bremsbacken							
1.5 1.5 VVTi 1.6 LPG 1.6 VVT 1.6 VVT 4x4	73 81 79 79 - 88 79 - 88	06/06→07/10 07/07→12/15 06/06→12/12 06/06→	➔	Fahrzeugproduktionsland Ungarn		03.0137-9319.2 669319	BOS
1.5 VVT 1.5 VVT 4x4 1.6 DDiS 1.6 VVT 4x4 1.9 DDiS 1.9 DDiS 4x4 2.0 16V 4x4 2.0 DDiS 2.0 DDiS 4x4	82 82 66 82 88 88 112 99 99	07/10→ 07/10→ 04/07→ 07/09→ 06/06→ 06/06→ 01/10→ 07/09→ 07/09→	➔			03.0137-9319.2 669319	BOS
 Bremsbackensatz							
1.5 1.5 VVTi 1.6 LPG 1.6 VVT 1.6 VVT 4x4	73 81 79 79 - 88 79 - 88	06/06→07/10 07/07→12/15 06/06→12/12 06/06→	➔	Fahrzeugproduktionsland Ungarn		03.0137-0490.2 650490	BOS Ø 220 x 35 + HEB
			➔	Fahrzeugproduktionsland Ungarn; - ABS		03.0520-7719.3 697719	BOS Ø 220 x 35 + RZ / + Zub TopKit
1.5 VVT 1.5 VVT 4x4 1.6 DDiS 1.6 VVT 4x4 1.9 DDiS 1.9 DDiS 4x4 2.0 16V 4x4 2.0 DDiS 2.0 DDiS 4x4	82 82 66 82 88 88 112 99 99	07/10→ 07/10→ 04/07→ 07/09→ 06/06→ 06/06→ 01/10→ 07/09→ 07/09→	➔			03.0137-0490.2 650490	BOS Ø 220 x 35 + HEB
			➔	- ABS		03.0520-7719.3 697719	BOS Ø 220 x 35 + RZ / + Zub TopKit
1.6 VVT 1.6 VVT 4x4	81 - 82 81	11/10→12/15 01/12→12/15	➔	Fahrzeugproduktionsland Ungarn		03.0137-0490.2 650490	BOS Ø 220 x 35 + HEB
 Seilzug, Feststellbremse							
1.5 1.5 VVT 1.6 LPG 1.6 VVT 1.6 VVT 4x4	73 82 79 79 - 88 79 - 88	06/06→07/10 07/10→ 06/06→12/12 06/06→		Fahrzeugproduktionsland Ungarn; + ABS; Scheibenbremse; <input type="checkbox"/>		24.3727-2006.2 582006	L= 1.638
				Fahrzeugproduktionsland Ungarn; + ABS; Scheibenbremse; <input type="checkbox"/>		24.3727-2007.2 582007	L= 1.638
1.5 VVT 4x4 1.6 DDiS 1.6 VVT 4x4 1.9 DDiS 1.9 DDiS 4x4 2.0 16V 4x4 2.0 DDiS 2.0 DDiS 4x4	82 66 82 88 88 112 99 99	07/10→ 04/07→ 07/09→ 06/06→ 06/06→ 01/10→ 07/09→ 07/09→		+ ABS; Scheibenbremse; <input type="checkbox"/>		24.3727-2006.2 582006	L= 1.638
				+ ABS; Scheibenbremse; <input type="checkbox"/>		24.3727-2007.2 582007	L= 1.638
1.5 VVTi	81	07/07→12/15		Fahrzeugproduktionsland Japan; + ABS; Scheibenbremse; <input type="checkbox"/>		24.3727-2006.2 582006	L= 1.638
				Fahrzeugproduktionsland Japan; + ABS; Scheibenbremse; <input type="checkbox"/>		24.3727-2007.2 582007	L= 1.638
→							










































	kw					! #		
SUZUKI - SX4 (EY, GY) 06/06→								
 Seilzug, Feststellbremse								
1.6 VVT	81	11/10→12/15			für Fahrzeuge mit Scheibenbremse an der Hinterachse; Fahrzeugproduktionsland Japan; <input type="checkbox"/>	24.3727-2006.2	582006	L= 1.638
1.6 VVT 4x4	82 81	01/12→12/15			für Fahrzeuge mit Scheibenbremse an der Hinterachse; Fahrzeugproduktionsland Ungarn; <input type="checkbox"/>	24.3727-2007.2	582007	L= 1.638
SUZUKI - SX4 Stufenheck (GY, RW) 10/07→								
 Radbremszylinder								
1.6	79	10/07→	➡		Fahrzeugproduktionsland Ungarn; - ABS	2	24.3219-1756.3	020511 BOS ALU
1.6 AWD	88 79	10/07→12/11						
Zubehörsatz, Bremsbacken								
1.6	79	10/07→	➡		Fahrzeugproduktionsland Ungarn		03.0137-9319.2	669319 BOS
1.6 AWD	88 79	10/07→12/11						
 Bremsbackensatz								
1.6	79	10/07→	➡		Fahrzeugproduktionsland Ungarn		03.0137-0490.2	650490 BOS Ø 220 x 35 + HEB
1.6 AWD	88 79	10/07→12/11	➡		Fahrzeugproduktionsland Ungarn; - ABS		03.0520-7719.3	697719 BOS Ø 220 x 35 + RZ / + Zub TopKit
 Seilzug, Feststellbremse								
1.6	79	10/07→			Fahrzeugproduktionsland Ungarn; + ABS; Scheibenbremse; <input type="checkbox"/>	24.3727-2006.2	582006	L= 1.638
1.6 AWD	88 79	10/07→12/11			Fahrzeugproduktionsland Ungarn; + ABS; Scheibenbremse; <input type="checkbox"/>	24.3727-2007.2	582007	L= 1.638
SUZUKI - VITARA (ET, TA, TD) 07/88→12/02								
 Radbremszylinder								
1.6 All-wheel Drive	59	07/88→03/98	➡	01/89→ 01/93; <input type="checkbox"/>		24.3223-1714.3	020585	ALU
			➡	01/89→ 01/93; <input type="checkbox"/>		24.3223-1715.3	020586	ALU
1.6 i 16V All-wheel Drive	71	07/90→03/98	➡	02/91→ 01/93; <input type="checkbox"/>		24.3223-1714.3	020585	ALU
			➡	02/91→ 01/93; <input type="checkbox"/>		24.3223-1715.3	020586	ALU
1.9 D All-wheel Drive	50 - 55	01/95→03/98	➡			2	24.3222-1742.3	020569 GG
SUZUKI - VITARA Cabrio (ET, TA) 07/88→10/02								
 Radbremszylinder								
1.6 i 16V	71	07/90→03/99	➡	→ 01/93; <input type="checkbox"/>		24.3223-1714.3	020585	ALU
			➡	→ 01/93; <input type="checkbox"/>		24.3223-1715.3	020586	ALU
1.9 D	50	01/95→03/98	➡			2	24.3222-1742.3	020569 GG
1.9 D	55	08/96→03/99	➡	→ 03/98		2	24.3222-1742.3	020569 GG
SUZUKI - WAGON R Schrägheck 03/02→12/12								
 Radbremszylinder								
1.0	39 - 44	07/03→08/05	➡	TSMMA93S00210001→		2	24.3215-1701.3	020493 ALU
1.3	65	09/03→12/10	➡	→ TSMMA93S00210000		2	24.3215-1702.3	020494 ALU
1.2	59	06/04→08/05	➡			2	24.3215-1701.3	020493 ALU
Zubehörsatz, Bremsbacken								
1.0	39 - 44	07/03→08/05	➡	→ TSMMA93S00210000			03.0137-9127.2	669127
1.2	59	06/04→08/05	➡	TSMMA93S00210001→			03.0137-9300.2	669300
1.3	65	09/03→12/10						
 Bremsstrommel								
1.0	39 - 44	07/03→08/05	➡				24.0218-0039.1	480160 Ø 208 x 34,5 / 182 - RLG / - ABS Ring
1.3	65	09/03→12/10						
1.2	59	06/04→08/05	➡				24.0220-0045.1	480189 Ø 232 x 38 / 202 - RLG / - ABS Ring
 Bremsbackensatz								
1.0	39 - 44	07/03→08/05	➡	→ TSMMA93S00210000			03.0137-0425.2	650425 Ø 180 x 26 - HEB
→								













	kW					! #		
SUZUKI - WAGON R Schrägheck 03/02→12/12								
 Bremsbackensatz								
1.0	39 - 44	07/03→08/05	➡	TSMMA93S00210001→			03.0137-0465.2 650465	Ø 200 x 29 + HEB
							03.0520-1415.3 691415	Ø 200 x 29 + RZ / + Zub TopKit
1.2	59	06/04→08/05	➡	TSMMA93S00210001→			03.0137-0387.2 650387	Ø 180 x 26 - HEB
				TSMMA93S00280000				
			➡	→ TSMMA93S00210000			03.0137-0425.2 650425	Ø 180 x 26 - HEB
			➡	TSMMA93S00280000→			03.0137-0465.2 650465	Ø 200 x 29 + HEB
			➡	TSMMA93S00210001→			03.0520-1415.3 691415	Ø 200 x 29 + RZ / + Zub TopKit
1.3	65	09/03→12/10	➡	→ TSMMA93S00210000			03.0137-0425.2 650425	Ø 180 x 26 - HEB
			➡	TSMMA93S00210001→			03.0137-0465.2 650465	Ø 200 x 29 + HEB
			➡				03.0520-1415.3 691415	Ø 200 x 29 + RZ / + Zub TopKit
SUZUKI - WAGON R+ Schrägheck (EM) 10/97→10/00								
 Radbremszylinder								
1.0	48	02/98→05/00	➡	→ 04/00	2		24.3215-1702.3 020494	ALU
1.2	51	02/98→05/00						
1.2 4WD	51	02/98→05/00						
Zubehörsatz, Bremsbacken								
1.0	48	02/98→05/00	➡	→ 04/00			03.0137-9264.2 669264	
1.2	51	02/98→05/00						
1.2 4WD	51	02/98→05/00						
 Bremstrommel								
1.0	48	02/98→05/00	➡	→ 04/00			24.0218-0046.1 480184	Ø 208 x 45,2 / 182 - RLG / - ABS Ring
1.2	51	02/98→05/00						
 Bremsbackensatz								
1.0	48	02/98→05/00	➡	→ 04/00			03.0137-0387.2 650387	Ø 180 x 26 - HEB
1.2	51	02/98→05/00						
1.2 4WD	51	02/98→05/00						
SUZUKI - WAGON R+ Schrägheck (MM) 05/00→								
 Radbremszylinder								
1.0	39	07/01→12/06	➡		2		24.3215-1702.3 020494	ALU
1.3	56	05/00→12/04						
1.0 XT Plus	74	08/00→07/01	➡		2		24.3215-1701.3 020493	ALU
1.2	59	01/05→12/08						
1.3	69	09/03→	➡	TSMMA53S00180001→	2		24.3215-1701.3 020493	ALU
			➡	→ 04/08; → TSMMA53S00180000	2		24.3215-1702.3 020494	ALU
1.3 4WD	56	10/01→	➡	→ 12/04	2		24.3215-1702.3 020494	ALU
1.3 4WD	69	09/03→	➡	TSMMB93S00210001→	2		24.3215-1701.3 020493	ALU
			➡	→ 04/08; → TSMMB93S00210000	2		24.3215-1702.3 020494	ALU
1.3 DDiS	51	09/03→	➡	→ 04/08	2		24.3215-1701.3 020493	ALU
Zubehörsatz, Bremsbacken								
1.0	39	07/01→12/06	➡				03.0137-9127.2 669127	
1.3	56	05/00→12/04						
1.0 XT Plus	74	08/00→07/01	➡				03.0137-9264.2 669264	
1.2	59	01/05→12/08						
1.3	69	09/03→	➡	→ TSMMA93S00210000			03.0137-9127.2 669127	
			➡	→ 04/08; TSMMA93S00210001→			03.0137-9300.2 669300	
1.3 4WD	56	10/01→	➡	→ 12/04			03.0137-9127.2 669127	
1.3 4WD	69	09/03→	➡	→ TSMMB53S00210000			03.0137-9127.2 669127	
			➡	→ 04/08; TSMMB53S00210001→			03.0137-9300.2 669300	
1.3 DDiS	51	09/03→	➡	→ 04/08			03.0137-9300.2 669300	
 Bremstrommel								
1.0	39	07/01→12/06	➡				24.0218-0039.1 480160	Ø 208 x 34,5 / 182 - RLG / - ABS Ring
1.3	56	05/00→12/04						
1.0 XT Plus	74	08/00→07/01	➡				24.0218-0046.1 480184	Ø 208 x 45,2 / 182 - RLG / - ABS Ring
1.2	59	01/05→12/08	➡				24.0220-0045.1 480189	Ø 232 x 38 / 202 - RLG / - ABS Ring
1.3	69	09/03→	➡				24.0218-0039.1 480160	Ø 208 x 34,5 / 182 - RLG / - ABS Ring
→								


























	kW					! #		
SUZUKI - WAGON R+ Schrägheck (MM) 05/00→								
 Bremstrommel								
1.3	69	09/03→	➡	→ 04/08		24.0220-0045.1	480189	Ø 232 x 38 / 202 - RLG / - ABS Ring
1.3 DDiS	51	09/03→	➡	→ 04/08		24.0220-0045.1	480189	Ø 232 x 38 / 202 - RLG / - ABS Ring
 Bremsbackensatz								
1.0	39	07/01→12/06	➡			03.0137-0425.2	650425	Ø 180 x 26 - HEB
1.3	56	05/00→12/04	➡					
1.0 XT Plus	74	08/00→07/01	➡			03.0137-0387.2	650387	Ø 180 x 26 - HEB
1.2	59	01/05→12/08	➡			03.0137-0465.2	650465	Ø 200 x 29 + HEB
						03.0520-1415.3	691415	Ø 200 x 29 + RZ / + Zub TopKit
1.3	69	09/03→	➡	→ TSMMPMA93S00210000		03.0137-0425.2	650425	Ø 180 x 26 - HEB
			➡	→ 04/08; TSMMPMA93S00210001→		03.0137-0465.2	650465	Ø 200 x 29 + HEB
			➡			03.0520-1415.3	691415	Ø 200 x 29 + RZ / + Zub TopKit
1.3 4WD	56	10/01→	➡	→ 12/04		03.0137-0425.2	650425	Ø 180 x 26 - HEB
1.3 4WD	69	09/03→	➡	→ TSMMPMB53S00210000		03.0137-0425.2	650425	Ø 180 x 26 - HEB
			➡	→ 04/08; TSMMPMB53S00210001→		03.0137-0465.2	650465	Ø 200 x 29 + HEB
			➡			03.0520-1415.3	691415	Ø 200 x 29 + RZ / + Zub TopKit
1.3 DDiS	51	09/03→	➡	→ 04/08		03.0137-0465.2	650465	Ø 200 x 29 + HEB
						03.0520-1415.3	691415	Ø 200 x 29 + RZ / + Zub TopKit
 Seilzug, Feststellbremse								
1.3	56	05/00→12/04		Trommelbremse; <input type="checkbox"/>		24.3727-0771.2	580771	L= 1.516 + Zub
				Trommelbremse; <input type="checkbox"/>		24.3727-0774.2	580774	L= 1.507 + Zub
1.3 4WD	56	10/01→		→ 12/04; Trommelbremse; <input type="checkbox"/>		24.3727-0771.2	580771	L= 1.516 + Zub
				→ 12/04; Trommelbremse; <input type="checkbox"/>		24.3727-0774.2	580774	L= 1.507 + Zub
TOYOTA - 4 RUNNER III (_N18_) 11/95→07/03								
 Bremsbackensatz								
2.7	112	11/95→07/02	➡	→ 06/99		03.0137-0308.2	650308	Ø 295 x 51
2.7 4WD	112	11/95→08/02	➡	→ 07/00		03.0137-0308.2	650308	Ø 295 x 51
3.4 4WD	136	11/95→11/02						
3.0 TDi	103	09/00→07/02	➡			03.0137-0308.2	650308	Ø 295 x 51
3.0 Turbo-D	92	11/95→11/02						
3.4	136	11/95→11/02						
TOYOTA - 4 RUNNER IV (_N21_) 08/02→12/09								
 Bremsbackensatz, Feststellbremse								
4.0	174 - 183	11/02→09/09	➡			03.0137-3007.2	653007	Ø 209 x 45 - HEB
4.0 4WD	183	01/03→12/09						
4.7	175 - 194	08/02→12/09						
4.7 4WD	175 - 194	08/02→12/09						
Zubehörsatz, Feststellbremsbacken								
4.0	174 - 183	11/02→09/09	➡			03.0137-9272.2	669272	
4.0 4WD	183	01/03→12/09						
4.7	175 - 194	08/02→12/09						
4.7 4WD	175 - 194	08/02→12/09						
TOYOTA - 4 RUNNER V (_N28_) 03/09→								
 Bremsbackensatz, Feststellbremse								
2.7 4WD	117	09/09→12/10	➡			03.0137-3007.2	653007	Ø 209 x 45 - HEB
4.0	202	01/10→						
4.0 4WD	202	01/10→						
Zubehörsatz, Feststellbremsbacken								
4.0	202	01/10→	➡			03.0137-9272.2	669272	
4.0 4WD	202	01/10→						

	kw					! #		
TOYOTA - ALLION I (_T24_) 06/01→06/07								
 Radbremsszylinder								
1.5	80	06/01→04/05	➔	<input type="checkbox"/>		24.3219-1749.3	020500	ALU
1.8	92	06/01→09/04	➔	<input type="checkbox"/>		24.3219-1750.3	020501	ALU
 Bremsbackensatz								
1.5	80	06/01→04/05	➔			03.0137-0364.2	650364	Ø 200 x 32
1.8	92	06/01→09/04						
TOYOTA - ALPHARD I (_H1_) 04/03→04/08								
 Bremsbackensatz, Feststellbremse								
2.4	117	09/03→04/08	➔			03.0137-0400.2	650400	Ø 190 x 45
2.4 4WD	117	09/03→04/08						
2.4 Hybrid 4WD	117	09/03→04/08						
3.0	162	04/03→04/08						
3.0 4WD	162	04/03→04/08						
TOYOTA - ALTEZZA (_E1_) 01/99→11/05								
 Bremsbackensatz, Feststellbremse								
2.0 VVTi	118 - 154	01/99→11/05	➔			03.0137-0400.2	650400	Ø 190 x 45
Zubehörsatz, Feststellbremsbacken								
2.0 VVTi	118 - 154	01/99→11/05	➔			03.0137-9272.2	669272	
TOYOTA - ALTEZZA GITA Kombi (_XE1_) 10/98→12/05								
 Bremsbackensatz, Feststellbremse								
2.0	114	01/99→06/01	➔			03.0137-0400.2	650400	Ø 190 x 45
3.0	157 - 162	07/01→11/05						
Zubehörsatz, Feststellbremsbacken								
2.0	114	01/99→06/01	➔			03.0137-9272.2	669272	
3.0	157 - 162	07/01→11/05						
TOYOTA - AQUA (_NHP1_) 12/11→								
 Bremsbackensatz, Feststellbremse								
1.5 Hybrid	54	12/11→	➔		03/12→	03.0137-3050.2	653050	Ø 180 x 37 - HEB
TOYOTA - AURION (_V4_) 03/06→09/11								
 Bremsbackensatz, Feststellbremse								
3.5	200	03/06→09/11	➔			03.0137-0402.2	650402	Ø 170 x 40
TOYOTA - AURIS (_E15_) 10/06→09/12								
 Seilzug, Feststellbremse								
1.33 Dual-VVTi	73 - 74	05/09→09/12			Fahrzeugproduktionsland Japan; Scheibenbremse; <input type="checkbox"/>	24.3727-1934.2	581934	L= 336
1.4	71	03/07→09/12						
1.5	81	10/06→08/12			Fahrzeugproduktionsland Japan; Scheibenbremse; <input type="checkbox"/>	24.3727-1935.2	581935	L= 1.585
1.5 4WD	77	10/06→09/12						
1.6	91 - 97	03/07→09/12			Fahrzeugproduktionsland Japan; Scheibenbremse; <input type="checkbox"/>	24.3727-1936.2	581936	L= 1.576
1.8	100 - 108	10/06→09/12			Fahrzeugproduktionsland Großbritannien; Scheibenbremse; <input type="checkbox"/>	24.3727-1942.2	581942	L= 1.892
1.8 4WD	100	10/06→10/09			Fahrzeugproduktionsland Großbritannien; Scheibenbremse; <input type="checkbox"/>	24.3727-1943.2	581943	L= 1.920
					Fahrzeugproduktionsland Großbritannien; Scheibenbremse; <input type="checkbox"/>	24.3727-1944.2	581944	L= 340
1.4 D-4D	66	03/07→09/12			→ 09/09; Fahrzeugproduktionsland Japan; Scheibenbremse; <input type="checkbox"/>	24.3727-1934.2	581934	L= 336
					→ 09/09; Fahrzeugproduktionsland Japan; Scheibenbremse; <input type="checkbox"/>	24.3727-1935.2	581935	L= 1.585
					→ 09/09; Fahrzeugproduktionsland Japan; Scheibenbremse; <input type="checkbox"/>	24.3727-1936.2	581936	L= 1.576
					→ 12/09; Fahrzeugproduktionsland Großbritannien; Scheibenbremse; <input type="checkbox"/>	24.3727-1942.2	581942	L= 1.892
					→ 12/09; Fahrzeugproduktionsland Großbritannien; Scheibenbremse; <input type="checkbox"/>	24.3727-1943.2	581943	L= 1.920
					→ 12/09; Fahrzeugproduktionsland Großbritannien; Scheibenbremse; <input type="checkbox"/>	24.3727-1944.2	581944	L= 340
→								













	kw					! #		
TOYOTA - AURIS (_E15_) 10/06→09/12								
 Seilzug, Feststellbremse								
2.0 D-4D	93	10/06→09/12		Fahrzeugproduktionsland Japan; Scheibenbremse; 		24.3727-1934.2	581934	L= 336
				Fahrzeugproduktionsland Japan; Scheibenbremse; 		24.3727-1935.2	581935	L= 1.585
				Fahrzeugproduktionsland Japan; Scheibenbremse; 		24.3727-1936.2	581936	L= 1.576
				→ 12/09; Fahrzeugproduktionsland Großbritannien; Scheibenbremse; 		24.3727-1942.2	581942	L= 1.892
				→ 12/09; Fahrzeugproduktionsland Großbritannien; Scheibenbremse; 		24.3727-1943.2	581943	L= 1.920
				→ 12/09; Fahrzeugproduktionsland Großbritannien; Scheibenbremse; 		24.3727-1944.2	581944	L= 340
2.2 D	130	11/06→09/12		Scheibenbremse; 		24.3727-1944.2	581944	L= 340
TOYOTA - AURIS (_E18_) 10/12→12/18								
 Seilzug, Feststellbremse								
1.3	73	10/12→12/18		Scheibenbremse; 		24.3727-1942.2	581942	L= 1.892
1.4 D-4D	66	10/12→12/18		Scheibenbremse; 		24.3727-1943.2	581943	L= 1.920
1.6	97	10/12→12/18		Scheibenbremse; Baumuster: ZRE181; 		24.3727-1942.2	581942	L= 1.892
				Scheibenbremse; Baumuster: ZRE181; 		24.3727-1943.2	581943	L= 1.920
TOYOTA - AURIS Kasten/Schrägheck (_E15_) 03/07→09/12								
 Seilzug, Feststellbremse								
1.4 D-4D	66	03/07→09/12		→ 09/09; Fahrzeugproduktionsland Japan; Scheibenbremse; 		24.3727-1934.2	581934	L= 336
				→ 09/09; Fahrzeugproduktionsland Japan; Scheibenbremse; 		24.3727-1935.2	581935	L= 1.585
				→ 09/09; Fahrzeugproduktionsland Japan; Scheibenbremse; 		24.3727-1936.2	581936	L= 1.576
				→ 12/09; Fahrzeugproduktionsland Großbritannien; Scheibenbremse; 		24.3727-1942.2	581942	L= 1.892
				→ 12/09; Fahrzeugproduktionsland Großbritannien; Scheibenbremse; 		24.3727-1943.2	581943	L= 1.920
				→ 12/09; Fahrzeugproduktionsland Großbritannien; Scheibenbremse; 		24.3727-1944.2	581944	L= 340
TOYOTA - AURIS Kombi (_E18_) 07/13→12/18								
 Seilzug, Feststellbremse								
1.4 D-4D	66	07/13→12/18		Scheibenbremse; 		24.3727-1942.2	581942	L= 1.892
				Scheibenbremse; 		24.3727-1943.2	581943	L= 1.920
TOYOTA - AURIS VAN Kasten/Schrägheck (_E18_) 03/13→12/18								
 Seilzug, Feststellbremse								
1.4 D-4D	66	03/13→12/18		Scheibenbremse; 		24.3727-1942.2	581942	L= 1.892
				Scheibenbremse; 		24.3727-1943.2	581943	L= 1.920
TOYOTA - AVALON Stufenheck (_X3_) 01/05→11/12								
 Bremsbackensatz, Feststellbremse								
3.5	200	01/05→09/12	➡			03.0137-0402.2	650402	Ø 170 x 40
TOYOTA - AVENSIS (_T22_) 09/97→02/03								
 Radbremszylinder								
1.6	74	09/97→10/00	➡	→ 09/00; 		24.3220-1725.3	020483	ALU
1.8	81	09/97→10/00	➡	→ 09/00; 		24.3220-1726.3	020484	ALU
2.0	94	09/97→10/00	➡	→ 09/00; 		24.3220-1725.3	020483	ALU
1.6	81	10/97→06/00	➡			24.3220-1725.3	020483	ALU
2.0 D	61	10/97→05/98	➡			24.3220-1726.3	020484	ALU
2.0 D-4D	81 - 85	10/99→02/03	➡					
2.0 TD	66	09/97→02/03						
Zubehörsatz, Bremsbacken								
1.6	74	09/97→10/00	➡	→ 09/00		03.0137-9237.2	669237	
1.8	81	09/97→10/00	➡					
2.0	94	09/97→10/00	➡					
1.6	81	10/97→06/00	➡			03.0137-9237.2	669237	
2.0 D	61	10/97→05/98	➡					
→								














	kw					! #		
TOYOTA - AVENSIS (T22) 09/97→02/03								
Zubehörsatz, Bremsbacken								
2.0 D-4D 2.0 TD	81 66	10/99→02/03 09/97→02/03	➔				03.0137-9237.2 669237	
 Bremstrommel								
1.6 1.8 2.0	74 81 94	09/97→10/00 09/97→10/00 09/97→10/00	➔	→ 09/00			24.0222-8031.1 480152	Ø 266,5 x 58 / 229,6
1.6 2.0 D 2.0 D-4D 2.0 TD	81 61 81 - 85 66	10/97→06/00 10/97→05/98 10/99→02/03 09/97→02/03	➔				24.0222-8031.1 480152	Ø 266,5 x 58 / 229,6
 Bremsbackensatz								
1.6 1.8 2.0	74 81 94	09/97→10/00 09/97→10/00 09/97→10/00	➔	→ 09/00			03.0137-0365.2 650365 03.0520-8420.3 698420	Ø 229 x 37 + HEB TRW Ø 229 x 37 + RZ / + Zub TopKit
1.6 2.0 D 2.0 D-4D 2.0 TD	81 61 81 66	10/97→06/00 10/97→05/98 10/99→02/03 09/97→02/03	➔				03.0137-0365.2 650365 03.0520-8420.3 698420	Ø 229 x 37 + HEB TRW Ø 229 x 37 + RZ / + Zub TopKit
2.0 D-4D	85	09/02→02/03	➔				03.0137-0365.2 650365	Ø 229 x 37 + HEB
 Bremsbackensatz, Feststellbremse								
1.6 VVT-i 1.8 VVT-i 2.0 D-4D 2.0 TD 2.0 VVT-i	81 95 81 66 110	10/00→02/03 10/00→02/03 10/99→02/03 09/97→02/03 10/00→02/03	➔				03.0137-0402.2 650402	Ø 170 x 40
2.0	94	09/97→10/00	➔	10/00→			03.0137-0402.2 650402	Ø 170 x 40
Zubehörsatz, Feststellbremsbacken								
1.6 VVT-i 1.8 VVT-i 2.0 D-4D 2.0 TD 2.0 VVT-i	81 95 81 66 110	10/00→02/03 10/00→02/03 10/99→02/03 09/97→02/03 10/00→02/03	➔				03.0137-9324.2 669324	
2.0	94	09/97→10/00	➔	10/00→			03.0137-9324.2 669324	
 Seilzug, Feststellbremse								
1.6 1.8	74 81	09/97→10/00 09/97→10/00		→ 09/00; Trommelbremse; <input type="checkbox"/>			24.3727-1904.2 581904	L= 1.826
				→ 09/00; Trommelbremse; <input type="checkbox"/>			24.3727-1905.2 581905	L= 1.789
1.6 2.0 D	81 61	10/97→06/00 10/97→05/98		Trommelbremse; <input type="checkbox"/>			24.3727-1904.2 581904	L= 1.826
				Trommelbremse; <input type="checkbox"/>			24.3727-1905.2 581905	L= 1.789
1.6 VVT-i 1.8 VVT-i 2.0 VVT-i	81 95 110	10/00→02/03 10/00→02/03 10/00→02/03		→ 06/01; Scheibenbremse; <input type="checkbox"/>			24.3727-1900.2 581900	L= 1.805
				→ 06/01; Scheibenbremse; <input type="checkbox"/>			24.3727-1910.2 581910	L= 1.760
				07/01→; Scheibenbremse; <input type="checkbox"/>			24.3727-1915.2 581915	L= 1.824
				07/01→; Scheibenbremse; <input type="checkbox"/>			24.3727-1916.2 581916	L= 1.868
2.0	94	09/97→10/00		10/00→; Scheibenbremse; <input type="checkbox"/>			24.3727-1900.2 581900	L= 1.805
				→ 09/00; Trommelbremse; <input type="checkbox"/>			24.3727-1904.2 581904	L= 1.826
				→ 09/00; Trommelbremse; <input type="checkbox"/>			24.3727-1905.2 581905	L= 1.789
				10/00→; Scheibenbremse; <input type="checkbox"/>			24.3727-1910.2 581910	L= 1.760
2.0 D-4D 2.0 TD	81 66	10/99→02/03 09/97→02/03		→ 06/01; Scheibenbremse; <input type="checkbox"/>			24.3727-1900.2 581900	L= 1.805
				Trommelbremse; <input type="checkbox"/>			24.3727-1904.2 581904	L= 1.826
				Trommelbremse; <input type="checkbox"/>			24.3727-1905.2 581905	L= 1.789
				→ 06/01; Scheibenbremse; <input type="checkbox"/>			24.3727-1910.2 581910	L= 1.760
				07/01→; Scheibenbremse; <input type="checkbox"/>			24.3727-1915.2 581915	L= 1.824
				07/01→; Scheibenbremse; <input type="checkbox"/>			24.3727-1916.2 581916	L= 1.868
2.0 D-4D	85	09/02→02/03		für Fahrzeuge mit Scheibenbremse an der Hinterachse; <input type="checkbox"/>			24.3727-1915.2 581915	L= 1.824
				für Fahrzeuge mit Scheibenbremse an der Hinterachse; <input type="checkbox"/>			24.3727-1916.2 581916	L= 1.868
TOYOTA - AVENSIS (T25) 03/03→11/08								
 Bremsbackensatz, Feststellbremse								
1.6 VVT-i 1.8 2.0 2.0 D-4D	81 95 108 85 - 93	04/03→11/08 03/03→10/08 03/03→11/08 04/03→11/08	➔				03.0137-0459.2 650459	Ø 172 x 32
→								





















	kw					! #		
TOYOTA - AVENSIS (T25) 03/03→11/08								
 Bremsbackensatz, Feststellbremse								
2.0 VVTi 2.2 D-4D 2.2 D-CAT 2.4	114 110 130 120 - 125	03/03→10/08 10/05→11/08 07/05→11/08 09/03→11/08	➔				03.0137-0459.2 650459	Ø 172 x 32
Zubehörsatz, Feststellbremsbacken								
1.6 VVT-i 1.8 2.0 2.0 D-4D 2.0 VVTi 2.2 D-4D 2.2 D-CAT 2.4	81 95 108 85 - 93 114 110 130 120 - 125	04/03→11/08 03/03→10/08 03/03→11/08 04/03→11/08 03/03→10/08 10/05→11/08 07/05→11/08 09/03→11/08	➔				03.0137-9335.2 669335	
 Seilzug, Feststellbremse								
1.6 VVT-i 1.8 2.0 2.0 D-4D 2.0 VVTi 2.2 D-4D 2.2 D-CAT 2.4	81 95 108 85 - 93 114 110 130 120 - 125	04/03→11/08 03/03→10/08 03/03→11/08 04/03→11/08 03/03→10/08 10/05→11/08 07/05→11/08 09/03→11/08		Scheibenbremse; <input checked="" type="checkbox"/>			24.3727-1919.2 581919	L= 398
				Scheibenbremse; <input type="checkbox"/>			24.3727-1930.2 581930	L= 1.770
				Scheibenbremse; <input type="checkbox"/>			24.3727-1931.2 581931	L= 1.823
TOYOTA - AVENSIS Kombi (T22) 09/97→02/03								
 Radbremszylinder								
1.6 1.8 2.0 2.0 D 2.0 D-4D 2.0 TD	74 - 81 81 94 61 81 66	09/97→10/00 09/97→10/00 09/97→10/00 10/97→05/98 10/99→02/03 09/97→02/03	➔	→ 09/00; <input type="checkbox"/>			24.3220-1725.3 020483	ALU
			➔	→ 09/00; <input type="checkbox"/>			24.3220-1726.3 020484	ALU
			➔	<input type="checkbox"/>			24.3220-1725.3 020483	ALU
			➔	<input type="checkbox"/>			24.3220-1726.3 020484	ALU
Zubehörsatz, Bremsbacken								
1.6 1.8 2.0 2.0 D 2.0 D-4D 2.0 TD	74 - 81 81 94 61 81 66	09/97→10/00 09/97→10/00 09/97→10/00 10/97→05/98 10/99→02/03 09/97→02/03	➔	→ 09/00			03.0137-9237.2 669237	
			➔				03.0137-9237.2 669237	
 Bremstrommel								
1.6 1.8 2.0 2.0 D 2.0 D-4D 2.0 TD	74 - 81 81 94 61 81 66	09/97→10/00 09/97→10/00 09/97→10/00 10/97→05/98 10/99→02/03 09/97→02/03	➔	→ 09/00			24.0222-8031.1 480152	Ø 266,5 x 58 / 229,6
			➔				24.0222-8031.1 480152	Ø 266,5 x 58 / 229,6
 Bremsbackensatz								
1.6 1.8 2.0 2.0 D 2.0 D-4D 2.0 TD	74 - 81 81 94 61 81 66	09/97→10/00 09/97→10/00 09/97→10/00 10/97→05/98 10/99→02/03 09/97→02/03	➔	→ 09/00			03.0137-0365.2 650365 03.0520-8420.3 698420	Ø 229 x 37 + HEB TRW Ø 229 x 37 + RZ / + Zub TopKit
			➔				03.0137-0365.2 650365 03.0520-8420.3 698420	Ø 229 x 37 + HEB TRW Ø 229 x 37 + RZ / + Zub TopKit
 Bremsbackensatz, Feststellbremse								
1.6 2.0 1.8 2.0 2.0 D 2.0 D-4D 2.0 TD ➔	81 94 95 110 85 81 66	07/00→02/03 09/97→10/00 10/00→02/03 10/00→02/03 09/02→02/03 10/99→02/03 09/97→02/03	➔	10/00→			03.0137-0402.2 650402 03.0137-0402.2 650402	Ø 170 x 40 Ø 170 x 40


















	kw					! #		
TOYOTA - AVENSIS Kombi (T22_) 09/97→02/03								
Zubehörsatz, Feststellbremsbacken								
1.6 2.0	81 94	07/00→02/03 09/97→10/00	➔	10/00→			03.0137-9324.2 669324	
1.8 2.0 2.0 D 2.0 D-4D 2.0 TD	95 110 85 81 66	10/00→02/03 10/00→02/03 09/02→02/03 10/99→02/03 09/97→02/03	➔				03.0137-9324.2 669324	
 Seilzug, Feststellbremse								
1.6 1.8 1.6	74 - 81 81 81	09/97→10/00 09/97→10/00 07/00→02/03		→ 09/00; Trommelbremse; <input type="checkbox"/>			24.3727-1904.2 581904	L= 1.826
				→ 09/00; Trommelbremse; <input type="checkbox"/>			24.3727-1905.2 581905	L= 1.789
				10/00→ 06/01; Scheibenbremse; <input type="checkbox"/>			24.3727-1900.2 581900	L= 1.805
				10/00→ 06/01; Scheibenbremse; <input type="checkbox"/>			24.3727-1910.2 581910	L= 1.760
				07/01→; Scheibenbremse; <input type="checkbox"/>			24.3727-1915.2 581915	L= 1.824
				07/01→; Scheibenbremse; <input type="checkbox"/>			24.3727-1916.2 581916	L= 1.868
1.8 2.0	95 110	10/00→02/03 10/00→02/03		→ 06/01; Scheibenbremse; <input type="checkbox"/>			24.3727-1900.2 581900	L= 1.805
				→ 06/01; Scheibenbremse; <input type="checkbox"/>			24.3727-1910.2 581910	L= 1.760
				07/01→; Scheibenbremse; <input type="checkbox"/>			24.3727-1915.2 581915	L= 1.824
				07/01→; Scheibenbremse; <input type="checkbox"/>			24.3727-1916.2 581916	L= 1.868
2.0	94	09/97→10/00		10/00→; Scheibenbremse; <input type="checkbox"/>			24.3727-1900.2 581900	L= 1.805
				→ 09/00; Trommelbremse; <input type="checkbox"/>			24.3727-1904.2 581904	L= 1.826
				→ 09/00; Trommelbremse; <input type="checkbox"/>			24.3727-1905.2 581905	L= 1.789
				10/00→; Scheibenbremse; <input type="checkbox"/>			24.3727-1910.2 581910	L= 1.760
2.0 D	85	09/02→02/03		Scheibenbremse; <input type="checkbox"/>			24.3727-1915.2 581915	L= 1.824
				Scheibenbremse; <input type="checkbox"/>			24.3727-1916.2 581916	L= 1.868
2.0 D	61	10/97→05/98		Trommelbremse; <input type="checkbox"/>			24.3727-1904.2 581904	L= 1.826
				Trommelbremse; <input type="checkbox"/>			24.3727-1905.2 581905	L= 1.789
2.0 D-4D 2.0 TD	81 66	10/99→02/03 09/97→02/03		→ 06/01; Scheibenbremse; <input type="checkbox"/>			24.3727-1900.2 581900	L= 1.805
				Trommelbremse; <input type="checkbox"/>			24.3727-1904.2 581904	L= 1.826
				Trommelbremse; <input type="checkbox"/>			24.3727-1905.2 581905	L= 1.789
				→ 06/01; Scheibenbremse; <input type="checkbox"/>			24.3727-1910.2 581910	L= 1.760
				07/01→; Scheibenbremse; <input type="checkbox"/>			24.3727-1915.2 581915	L= 1.824
				07/01→; Scheibenbremse; <input type="checkbox"/>			24.3727-1916.2 581916	L= 1.868
TOYOTA - AVENSIS Kombi (T25_) 04/03→11/08								
 Bremsbackensatz, Feststellbremse								
1.6 VVT-i 1.8 2.0 2.0 D-4D 2.0 VVTi 2.2 D-4D 2.2 D-CAT 2.4	81 95 108 85 - 93 114 110 130 120 - 125	04/03→11/08 04/03→11/08 04/03→11/08 04/03→11/08 04/03→11/08 10/05→11/08 07/05→11/08 09/03→11/08	➔				03.0137-0459.2 650459	Ø 172 x 32
Zubehörsatz, Feststellbremsbacken								
1.6 VVT-i 1.8 2.0 2.0 D-4D 2.0 VVTi 2.2 D-4D 2.2 D-CAT 2.4	81 95 108 85 - 93 114 110 130 120 - 125	04/03→11/08 04/03→11/08 04/03→11/08 04/03→11/08 04/03→11/08 10/05→11/08 07/05→11/08 09/03→11/08	➔				03.0137-9335.2 669335	
 Seilzug, Feststellbremse								
1.6 VVT-i 1.8 2.0 2.0 D-4D	81 95 108 85 - 93	04/03→11/08 04/03→11/08 04/03→11/08 04/03→11/08		Scheibenbremse; <input checked="" type="checkbox"/>			24.3727-1919.2 581919	L= 398
				Scheibenbremse; <input type="checkbox"/>			24.3727-1930.2 581930	L= 1.770
				Scheibenbremse; <input type="checkbox"/>			24.3727-1931.2 581931	L= 1.823
2.0 VVTi 2.2 D-4D 2.2 D-CAT 2.4	114 110 130 120 - 125	04/03→11/08 10/05→11/08 07/05→11/08 09/03→11/08						






























	kw					! #		
TOYOTA - AVENSIS Liftback (T22_) 09/97→02/03								
 Radbremszylinder								
1.6	74 - 81	09/97→10/00	➔	→ 09/00; ☐		24.3220-1725.3	020483	ALU
1.8	81	09/97→10/00	➔	→ 09/00; ☐		24.3220-1726.3	020484	ALU
2.0	94	09/97→10/00						
2.0 D-4D	81	10/99→02/03	➔	☐		24.3220-1725.3	020483	ALU
2.0 TD	66	09/97→02/03	➔	☐		24.3220-1726.3	020484	ALU
Zubehörsatz, Bremsbacken								
1.6	74 - 81	09/97→10/00	➔	→ 09/00		03.0137-9237.2	669237	
1.8	81	09/97→10/00						
2.0	94	09/97→10/00						
2.0 D-4D	81	10/99→02/03	➔			03.0137-9237.2	669237	
2.0 TD	66	09/97→02/03						
 Bremstrommel								
1.6	74 - 81	09/97→10/00	➔	→ 09/00		24.0222-8031.1	480152	Ø 266,5 x 58 / 229,6
1.8	81	09/97→10/00						
2.0	94	09/97→10/00						
2.0 D-4D	81	10/99→02/03	➔			24.0222-8031.1	480152	Ø 266,5 x 58 / 229,6
2.0 TD	66	09/97→02/03						
 Bremsbackensatz								
1.6	74 - 81	09/97→10/00	➔	→ 09/00		03.0137-0365.2	650365	Ø 229 x 37 + HEB
1.8	81	09/97→10/00				03.0520-8420.3	698420	TRW Ø 229 x 37 + RZ / + Zub TopKit
2.0	94	09/97→10/00						
2.0 D-4D	81	10/99→02/03	➔			03.0137-0365.2	650365	Ø 229 x 37 + HEB
2.0 TD	66	09/97→02/03				03.0520-8420.3	698420	TRW Ø 229 x 37 + RZ / + Zub TopKit
 Bremsbackensatz, Feststellbremse								
1.6	81	10/00→02/03	➔			03.0137-0402.2	650402	Ø 170 x 40
1.8	95	10/00→02/03						
2.0	110	10/00→02/03						
2.0 D	85	09/02→02/03						
2.0 D-4D	81	10/99→02/03						
2.0 TD	66	09/97→02/03						
2.0	94	09/97→10/00	➔	10/00→		03.0137-0402.2	650402	Ø 170 x 40
Zubehörsatz, Feststellbremsbacken								
1.6	81	10/00→02/03	➔			03.0137-9324.2	669324	
1.8	95	10/00→02/03						
2.0	110	10/00→02/03						
2.0 D	85	09/02→02/03						
2.0 D-4D	81	10/99→02/03						
2.0 TD	66	09/97→02/03						
2.0	94	09/97→10/00	➔	10/00→		03.0137-9324.2	669324	
 Seilzug, Feststellbremse								
1.6	74 - 81	09/97→10/00		→ 09/00; Trommelbremse; ☐		24.3727-1904.2	581904	L= 1.826
1.8	81	09/97→10/00		→ 09/00; Trommelbremse; ☐		24.3727-1905.2	581905	L= 1.789
1.6	81	10/00→02/03		→ 06/01; Scheibenbremse; ☐		24.3727-1900.2	581900	L= 1.805
1.8	95	10/00→02/03		→ 06/01; Scheibenbremse; ☐		24.3727-1910.2	581910	L= 1.760
2.0	110	10/00→02/03		07/01→; Scheibenbremse; ☐		24.3727-1915.2	581915	L= 1.824
				07/01→; Scheibenbremse; ☐		24.3727-1916.2	581916	L= 1.868
2.0	94	09/97→10/00		10/00→; Scheibenbremse; ☐		24.3727-1900.2	581900	L= 1.805
				→ 09/00; Trommelbremse; ☐		24.3727-1904.2	581904	L= 1.826
				→ 09/00; Trommelbremse; ☐		24.3727-1905.2	581905	L= 1.789
				10/00→; Scheibenbremse; ☐		24.3727-1910.2	581910	L= 1.760
2.0 D	85	09/02→02/03		Scheibenbremse; ☐		24.3727-1915.2	581915	L= 1.824
				Scheibenbremse; ☐		24.3727-1916.2	581916	L= 1.868
2.0 D-4D	81	10/99→02/03		→ 06/01; Scheibenbremse; ☐		24.3727-1900.2	581900	L= 1.805
2.0 TD	66	09/97→02/03		Trommelbremse; ☐		24.3727-1904.2	581904	L= 1.826
				Trommelbremse; ☐		24.3727-1905.2	581905	L= 1.789
				→ 06/01; Scheibenbremse; ☐		24.3727-1910.2	581910	L= 1.760
				07/01→; Scheibenbremse; ☐		24.3727-1915.2	581915	L= 1.824
				07/01→; Scheibenbremse; ☐		24.3727-1916.2	581916	L= 1.868
















	kw					! #		
TOYOTA - AVENSIS Stufenheck (_T25_) 01/03→11/08								
 Bremsbackensatz, Feststellbremse								
1.6 VVT-i 1.8 2.0 2.0 D-4D 2.0 VVTi 2.2 D-4D 2.2 D-CAT 2.4	81 95 108 85 - 93 114 110 130 120 - 125	04/03→11/08 04/03→11/08 04/03→11/08 04/03→11/08 01/03→11/08 10/05→11/08 07/05→11/08 09/03→11/08	➔				03.0137-0459.2 650459	Ø 172 x 32
Zubehörsatz, Feststellbremsbacken								
1.6 VVT-i 1.8 2.0 2.0 D-4D 2.0 VVTi 2.2 D-4D 2.2 D-CAT 2.4	81 95 108 85 - 93 114 110 130 120 - 125	04/03→11/08 04/03→11/08 04/03→11/08 04/03→11/08 01/03→11/08 10/05→11/08 07/05→11/08 09/03→11/08	➔				03.0137-9335.2 669335	
 Seilzug, Feststellbremse								
1.6 VVT-i 1.8 2.0 2.0 D-4D 2.0 VVTi 2.2 D-4D 2.2 D-CAT 2.4	81 95 108 85 - 93 114 110 130 120 - 125	04/03→11/08 04/03→11/08 04/03→11/08 04/03→11/08 01/03→11/08 10/05→11/08 07/05→11/08 09/03→11/08		Scheibenbremse; <input checked="" type="checkbox"/>			24.3727-1919.2 581919	L= 398
				Scheibenbremse; <input type="checkbox"/>			24.3727-1930.2 581930	L= 1.770
				Scheibenbremse; <input type="checkbox"/>			24.3727-1931.2 581931	L= 1.823
TOYOTA - AVENSIS VERSO (_M2_) 05/01→12/11								
 Bremsbackensatz, Feststellbremse								
2.0 2.0 D 2.4 2.4 4WD 2.4 VVTi 4WD	110 85 115 - 118 115 118	08/01→11/09 08/01→08/05 05/01→12/11 11/03→08/06 05/01→12/10	➔				03.0137-0400.2 650400	Ø 190 x 45
Zubehörsatz, Feststellbremsbacken								
2.0 2.0 D 2.4 2.4 4WD 2.4 VVTi 4WD	110 85 115 - 118 115 118	08/01→11/09 08/01→08/05 05/01→12/11 11/03→08/06 05/01→12/10	➔				03.0137-9272.2 669272	
 Seilzug, Feststellbremse								
2.0 2.0 D 2.4 2.4 4WD 2.4 VVTi 4WD	110 85 115 - 118 115 118	08/01→11/09 08/01→08/05 05/01→12/11 11/03→08/06 05/01→12/10		Scheibenbremse; <input checked="" type="checkbox"/>			24.3727-1914.2 581914	L= 319
TOYOTA - AYGO (_B1_) 02/05→05/14								
 Radbremszylinder								
1.0 1.0 GPL 1.4 HDi	50 50 40	07/05→05/14 07/05→05/14 07/05→08/10	➔			2	24.3217-1719.3 020482	BOS ALU
Zubehörsatz, Bremsbacken								
1.0 1.0 GPL 1.4 HDi	50 50 40	07/05→05/14 07/05→05/14 07/05→08/10	➔				03.0137-9287.2 669287	BOS
 Bremstrommel								
1.0 1.0 GPL 1.4 HDi ➔	50 50 40	07/05→05/14 07/05→05/14 07/05→08/10	➔				24.0220-0046.1 480193	Ø 233 x 44 / 201













	kw			 	! #		
TOYOTA - AYGO (_B1_) 02/05→05/14							
 Bremsbackensatz							
1.0	50	07/05→05/14	➔			03.0137-0466.2 650466	BOS Ø 200 x 32 + HEB
1.0 GPL	50	07/05→05/14				03.0520-4117.3 694117	BOS Ø 200 x 32 + RZ / + Zub TopKit
1.4 HDi	40	07/05→08/10					
 Seilzug, Feststellbremse							
1.0	50	07/05→05/14		Trommelbremse; <input type="checkbox"/>		24.3727-1952.2 581952	L= 1.478
1.0 GPL	50	07/05→05/14		Trommelbremse; <input type="checkbox"/>		24.3727-1953.2 581953	L= 1.487
1.4 HDi	40	07/05→08/10					
TOYOTA - AYGO (_B4_) 05/14→							
 Radbremszylinder							
1.0	51	05/14→	➔		2	24.3217-1739.3 020597	BOS ALU
1.0 VVTi	53	03/18→					
1.2	60	05/14→					
Zubehörsatz, Bremsbacken							
1.0	51	05/14→	➔			03.0137-9287.2 669287	BOS
1.0 VVTi	53	03/18→					
1.2	60	05/14→					
 Bremstrommel							
1.0	51	05/14→	➔			24.0220-0046.1 480193	Ø 233 x 44 / 201
1.0 VVTi	53	03/18→					
1.2	60	05/14→					
 Bremsbackensatz							
1.0	51	05/14→	➔			03.0137-0466.2 650466	BOS Ø 200 x 32 + HEB
1.0 VVTi	53	03/18→					
1.2	60	05/14→					
TOYOTA - AYGO Kasten/Schrägheck (_B1_) 07/05→05/14							
 Radbremszylinder							
1.0 VVTi	50	07/05→05/14	➔			24.3217-1719.3 020482	BOS ALU
Zubehörsatz, Bremsbacken							
1.0 VVTi	50	07/05→05/14	➔			03.0137-9287.2 669287	BOS
 Bremstrommel							
1.0 VVTi	50	07/05→05/14	➔			24.0220-0046.1 480193	Ø 233 x 44 / 201
 Bremsbackensatz							
1.0 VVTi	50	07/05→05/14	➔			03.0137-0466.2 650466	BOS Ø 200 x 32 + HEB
						03.0520-4117.3 694117	BOS Ø 200 x 32 + RZ / + Zub TopKit
 Seilzug, Feststellbremse							
1.0 VVTi	50	07/05→05/14		Trommelbremse; <input type="checkbox"/>		24.3727-1952.2 581952	L= 1.478
				Trommelbremse; <input type="checkbox"/>		24.3727-1953.2 581953	L= 1.487
TOYOTA - bB I (NCP3_) 01/00→12/05							
 Radbremszylinder							
1.3	57	01/00→11/05	➔	<input type="checkbox"/>		24.3217-1721.3 020489	ALU
1.5	80	03/00→12/05					
1.5 4WD	77	03/00→12/05	➔	<input type="checkbox"/>		24.3217-1722.3 020490	ALU
 Bremstrommel							
1.3	57	01/00→11/05	➔			24.0220-0041.1 480167	Ø 242 x 41,8 / 201
1.5	80	03/00→12/05					
1.5 4WD	77	03/00→12/05					
 Bremsbackensatz							
1.3	57	01/00→11/05	➔			03.0137-0364.2 650364	Ø 200 x 32
1.5	80	03/00→12/05					
1.5 4WD	77	03/00→12/05					
TOYOTA - bB II (QNC2_) 12/05→06/16							
 Radbremszylinder							
1.3	68	12/05→06/16	➔	<input type="checkbox"/>		24.3217-1721.3 020489	ALU
1.5	80	01/06→06/16	➔	<input type="checkbox"/>		24.3217-1722.3 020490	ALU

	kw					! #		
TOYOTA - CALDINA Kombi (_T21_) 08/97→09/02								
 Radbremszylinder								
1.8	85	10/97→08/02	➔	<input type="checkbox"/>		24.3219-1729.3	020446	GG
2.0	103	08/97→09/02	➔	<input type="checkbox"/>		24.3219-1730.3	020447	GG
2.0 4WD	99	08/97→09/02						
 Bremsstrommel								
1.8	85	10/97→08/02	➔			24.0220-0022.1	480083	Ø 235 x 55 / 201
2.0	103	08/97→09/02	➔					
2.0 4WD	99	08/97→09/02						
 Bremsbackensatz								
1.8	85	10/97→08/02	➔			03.0137-0221.2	650221	Ø 200 x 37
2.0	103	08/97→09/02	➔					
2.0 4WD	99	08/97→09/02						
 Bremsbackensatz, Feststellbremse								
2.0 4WD	140	10/97→09/01	➔			03.0137-0402.2	650402	Ø 170 x 40
TOYOTA - CALDINA Kombi (_T24_) 09/02→06/07								
 Bremsbackensatz, Feststellbremse								
1.8	97	09/02→06/07	➔			03.0137-0459.2	650459	Ø 172 x 32
2.0	112 - 114	09/02→06/07	➔					
2.0 4WD	114	09/02→06/07						
Zubehörsatz, Feststellbremsbacken								
1.8	97	09/02→06/07	➔			03.0137-9335.2	669335	
2.0	112 - 114	09/02→06/07	➔					
TOYOTA - CAMI Geländewagen geschlossen (J1_) 05/99→12/05								
 Radbremszylinder								
1.3	66	06/99→12/05	➔	<input type="checkbox"/>		24.3220-1744.3	020578	ALU
 Bremsbackensatz								
1.3	66	06/99→12/05	➔			03.0137-0398.2	650398	Ø 229 x 42 + HEB
TOYOTA - CAMRY (_V2_) 08/96→09/02								
 Bremsbackensatz, Feststellbremse								
2.2	93 - 96	08/96→09/02	➔			03.0137-0402.2	650402	Ø 170 x 40
3.0 24V	140	08/96→11/01	➔					
3.0 V6	135	08/96→11/01						
Zubehörsatz, Feststellbremsbacken								
2.2	93 - 96	08/96→09/02	➔			03.0137-9324.2	669324	
3.0 24V	140	08/96→11/01	➔					
3.0 V6	135	08/96→11/01						
TOYOTA - CAMRY Stufenheck (_V3_) 08/01→11/06								
 Bremsbackensatz, Feststellbremse								
2.0	110	08/01→11/06	➔	12/01→ 12/05		03.0137-0402.2	650402	Ø 170 x 40
2.4	112	11/01→11/06	➔					
3.0	137	08/01→11/06						
3.3	165	07/03→02/06	➔			03.0137-0402.2	650402	Ø 170 x 40
Zubehörsatz, Feststellbremsbacken								
2.0	110	08/01→11/06	➔	12/01→ 12/05		03.0137-9324.2	669324	
2.4	112	11/01→11/06	➔					
3.0	137	08/01→11/06						
3.3	165	07/03→02/06	➔			03.0137-9324.2	669324	
TOYOTA - CAMRY Stufenheck (_V4_) 01/06→12/14								
 Bremsbackensatz, Feststellbremse								
2.0	108	05/06→09/11	➔	→ 08/11		03.0137-0402.2	650402	Ø 170 x 40
2.4	116 - 127	01/06→09/11	➔					
2.4 Hybrid	110	01/06→09/11						
2.5	129	01/10→09/11	➔					
3.5	204	09/06→12/14						
3.5	200	01/06→12/11	➔			03.0137-0402.2	650402	Ø 170 x 40
➔								

	kw			 	! #		
TOYOTA - CAMRY Stufenheck (_V4_) 01/06→12/14							
Zubehörsatz, Feststellbremsbacken							
2.0	108	05/06→09/11	➔	→ 08/11		03.0137-9324.2 669324	
2.4	116 - 127	01/06→09/11					
2.4 Hybrid	110	01/06→09/11					
2.5	129	01/10→09/11					
3.5	204	09/06→12/14					
3.5	200	01/06→12/11	➔			03.0137-9324.2 669324	
TOYOTA - CAMRY Stufenheck (_V5_) 09/11→							
 Bremsbackensatz, Feststellbremse							
2.0	110 - 123	01/15→	➔			03.0137-0402.2 650402	Ø 170 x 40
2.5 Hybrid	149	09/11→					
Zubehörsatz, Feststellbremsbacken							
2.0	110 - 123	01/15→	➔			03.0137-9324.2 669324	
TOYOTA - CARINA E VI (_T19_) 04/92→09/97							
 Radbremszylinder							
1.6	73 - 85	12/93→09/97	➔	→ 12/95; Hosei Bremse; <input type="checkbox"/>		24.3219-1729.3 020446	GG
1.6 16V	78	10/95→09/97	➔	→ 12/95; Hosei Bremse; <input type="checkbox"/>		24.3219-1730.3 020447	GG
1.6 GLI	79	04/92→09/97					
1.8	79	01/95→09/97					
2.0 GLI	98	04/92→09/97					
2.0 i	93	12/93→09/97					
Zubehörsatz, Bremsbacken							
1.6	73 - 85	12/93→09/97	➔	→ 12/95; Hosei Bremse		03.0137-9114.2 669114	
1.6 16V	78	10/95→09/97	➔	01/96→		03.0137-9301.2 669301	TRW
1.6 GLI	79	04/92→09/97					
1.8	79	01/95→09/97					
2.0 GLI	98	04/92→09/97					
2.0 i	93	12/93→09/97					
2.0 TD	61	01/96→09/97	➔			03.0137-9301.2 669301	TRW
 Bremstrommel							
1.6	73 - 85	12/93→09/97	➔			24.0220-0022.1 480083	Ø 235 x 55 / 201
1.6 16V	78	10/95→09/97					
1.6 GLI	79	04/92→09/97					
1.8	79	01/95→09/97					
2.0 GLI	98	04/92→09/97					
2.0 i	93	12/93→09/97					
2.0 TD	61	01/96→09/97					
 Bremsbackensatz							
1.6	73	12/93→09/97	➔	→ 12/95; Hosei / Hosei Bremse		03.0137-0313.2 650313	Ø 200 x 37
			➔	01/96→		03.0137-0375.2 650375	TRW Ø 200 x 37 + HEB
1.6	85	12/93→09/97	➔	→ 12/95; Hosei Bremse		03.0137-0313.2 650313	Ø 200 x 37
1.6 16V	78	10/95→09/97	➔				
1.6 GLI	79	04/92→09/97	➔	01/96→		03.0137-0375.2 650375	TRW Ø 200 x 37 + HEB
1.8	79	01/95→09/97					
2.0 GLI	98	04/92→09/97					
2.0 i	93	12/93→09/97					
2.0 TD	61	01/96→09/97	➔			03.0137-0375.2 650375	TRW Ø 200 x 37 + HEB
 Bremsbackensatz, Feststellbremse							
2.0 GTi 16V	129	03/94→09/97	➔			03.0137-0402.2 650402	Ø 170 x 40
Zubehörsatz, Feststellbremsbacken							
2.0 GTi 16V	129	03/94→09/97	➔			03.0137-9324.2 669324	
 Seilzug, Feststellbremse							
1.6	73 - 85	12/93→09/97		Trommelbremse; <input type="checkbox"/>		24.3727-1932.2 581932	L= 1.780
1.6 16V	78	10/95→09/97		Trommelbremse; <input type="checkbox"/>		24.3727-1933.2 581933	L= 1.727
1.6 GLI	79	04/92→09/97					
1.8	79	01/95→09/97					
2.0 GLI	98	04/92→09/97					
2.0 i	93	12/93→09/97					
2.0 TD	61	01/96→09/97					

	kw					! #		
TOYOTA - CARINA E VI Sportswagon (_T19_) 02/92→09/97								
 Radbremszylinder								
1.6 1.6 GLI	85 79	04/92→09/97 01/93→09/97	➡	→ 12/95; Hosei Bremse; <input type="checkbox"/>		24.3219-1729.3	020446	GG
1.6 i 1.8 i	73 79	02/95→09/97 02/95→09/97	➡	→ 12/95; Hosei Bremse; <input type="checkbox"/>		24.3219-1730.3	020447	GG
2.0 GLI 2.0 i	98 93	01/93→09/97 05/95→09/97						
Zubehörsatz, Bremsbacken								
1.6 1.6 GLI	85 79	04/92→09/97 01/93→09/97	➡	→ 12/95; Hosei Bremse		03.0137-9114.2	669114	
1.6 i 1.8 i	73 79	02/95→09/97 02/95→09/97	➡	01/96→		03.0137-9301.2	669301	TRW
2.0 GLI 2.0 i	98 93	01/93→09/97 05/95→09/97						
2.0 TD	61	01/96→09/97	➡			03.0137-9301.2	669301	TRW
 Bremstrommel								
1.6 1.6 GLI	85 79	04/92→09/97 01/93→09/97	➡			24.0220-0022.1	480083	Ø 235 x 55 / 201
1.6 i 1.8 i	73 79	02/95→09/97 02/95→09/97						
2.0 GLI 2.0 i	98 93	01/93→09/97 05/95→09/97						
2.0 TD	61	01/96→09/97						
 Bremsbackensatz								
1.6 1.6 GLI	85 79	04/92→09/97 01/93→09/97	➡	→ 12/95; Hosei Bremse		03.0137-0313.2	650313	Ø 200 x 37
1.6 i 1.8 i	73 79	02/95→09/97 02/95→09/97	➡	01/96→		03.0137-0375.2	650375	TRW Ø 200 x 37 + HEB
2.0 GLI 2.0 i	98 93	01/93→09/97 05/95→09/97						
2.0 TD	61	01/96→09/97	➡			03.0137-0375.2	650375	TRW Ø 200 x 37 + HEB
 Seilzug, Feststellbremse								
1.6 1.6 GLI	85 79	04/92→09/97 01/93→09/97		Trommelbremse; <input type="checkbox"/>		24.3727-1932.2	581932	L= 1.780
1.6 i 1.8 i	73 79	02/95→09/97 02/95→09/97		Trommelbremse; <input type="checkbox"/>		24.3727-1933.2	581933	L= 1.727
2.0 GLI 2.0 i	98 93	01/93→09/97 05/95→09/97						
2.0 TD	61	01/96→09/97						
TOYOTA - CARINA E VI Stufenheck (_T19_) 04/92→09/97								
 Radbremszylinder								
1.6	73 - 79	01/93→09/97	➡	→ 12/95; Hosei Bremse; <input type="checkbox"/>		24.3219-1729.3	020446	GG
1.6 16V 1.8 i 16V	85 79	12/94→09/97 01/95→09/97	➡	→ 12/95; Hosei Bremse; <input type="checkbox"/>		24.3219-1730.3	020447	GG
2.0 2.0 i	98 93	01/93→09/97 12/92→09/97						
Zubehörsatz, Bremsbacken								
1.6	73 - 79	01/93→09/97	➡	→ 12/95; Hosei Bremse		03.0137-9114.2	669114	
1.6 16V 1.8 i 16V	85 79	12/94→09/97 01/95→09/97	➡	01/96→		03.0137-9301.2	669301	TRW
2.0 2.0 i	98 93	01/93→09/97 12/92→09/97						
2.0 TD	61	01/96→09/97	➡			03.0137-9301.2	669301	TRW
 Bremstrommel								
1.6	73 - 79	01/93→09/97	➡			24.0220-0022.1	480083	Ø 235 x 55 / 201
1.6 16V 1.8 i 16V	85 79	12/94→09/97 01/95→09/97						
2.0 2.0 i	98 93	01/93→09/97 12/92→09/97						
2.0 TD	61	01/96→09/97						
 Bremsbackensatz								
1.6	73 - 79	01/93→09/97	➡	→ 12/95; Hosei Bremse		03.0137-0313.2	650313	Ø 200 x 37
1.6 16V 1.8 i 16V	85 79	12/94→09/97 01/95→09/97	➡	01/96→		03.0137-0375.2	650375	TRW Ø 200 x 37 + HEB
2.0 2.0 i	98 93	01/93→09/97 12/92→09/97						
→								

	kw					! #		
TOYOTA - CARINA E VI Stufenheck (_T19_) 04/92→09/97								
 Bremsbackensatz								
2.0 TD	61	01/96→09/97	➔				03.0137-0375.2 650375	TRW Ø 200 x 37 + HEB
 Bremsbackensatz, Feststellbremse								
2.0 GTi 16V	129	03/94→09/97	➔				03.0137-0402.2 650402	Ø 170 x 40
Zubehörsatz, Feststellbremsbacken								
2.0 GTi 16V	129	03/94→09/97	➔				03.0137-9324.2 669324	
 Seilzug, Feststellbremse								
1.6	73 - 79	01/93→09/97			Trommelbremse; <input type="checkbox"/>		24.3727-1932.2 581932	L= 1.780
1.6 16V	85	12/94→09/97			Trommelbremse; <input type="checkbox"/>		24.3727-1933.2 581933	L= 1.727
1.8 i 16V	79	01/95→09/97						
2.0	98	01/93→09/97						
2.0 i	93	12/92→09/97						
2.0 TD	61	01/96→09/97						
TOYOTA - CELICA Cabriolet (_T20_) 11/93→08/99								
 Bremsbackensatz, Feststellbremse								
2.0 GTi	129	08/94→08/99	➔				03.0137-0402.2 650402	Ø 170 x 40
2.0 i 16V	125	11/93→08/99						
Zubehörsatz, Feststellbremsbacken								
2.0 GTi	129	08/94→08/99	➔				03.0137-9324.2 669324	
2.0 i 16V	125	11/93→08/99						
TOYOTA - CELICA Coupe (_T20_) 09/93→11/99								
 Bremsbackensatz, Feststellbremse								
1.8 i 16V	85	11/93→11/99	➔				03.0137-0402.2 650402	Ø 170 x 40
2.0 i 16V	125 - 129	11/93→11/99						
2.0 i Turbo 4WD	178	02/94→11/99						
Zubehörsatz, Feststellbremsbacken								
1.8 i 16V	85	11/93→11/99	➔				03.0137-9324.2 669324	
2.0 i 16V	125 - 129	11/93→11/99						
2.0 i Turbo 4WD	178	02/94→11/99						
TOYOTA - CELICA Coupe (_T23_) 08/99→03/06								
 Bremsbackensatz, Feststellbremse								
1.8 16V TS	141	08/99→09/05	➔	11/99→			03.0137-0459.2 650459	Ø 172 x 32
1.8 16V VT-i	105	08/99→07/05						
Zubehörsatz, Feststellbremsbacken								
1.8 16V TS	141	08/99→09/05	➔	11/99→			03.0137-9335.2 669335	
1.8 16V VT-i	105	08/99→07/05						
TOYOTA - COROLLA (_E10_) 06/91→11/99								
 Radbremszylinder								
1.3 12V	53	07/92→04/97	➔	→ 05/95; <input type="checkbox"/>			24.3217-1734.3 020560	ALU
1.3 XLI	55	09/95→04/97	➔	<input type="checkbox"/>			24.3217-1734.3 020560	ALU
1.6	85	05/92→04/97					24.3219-1730.3 020447	GG
1.6 Si	84	09/95→04/97						
2.0 D	53	07/92→04/97	➔	<input type="checkbox"/>			24.3219-1729.3 020446	GG
Zubehörsatz, Bremsbacken								
1.3 12V	53	07/92→04/97	➔	→ 05/95			03.0137-9114.2 669114	
1.3 XLI	55	09/95→04/97	➔				03.0137-9114.2 669114	
1.6	85	05/92→04/97						
1.6 Si	84	09/95→04/97						
2.0 D	53	07/92→04/97						
 Bremstrommel								
1.3 12V	53	07/92→04/97	➔	→ 05/95			24.0220-0023.1 480084	Ø 235 x 56 / 201
1.3 XLI	55	09/95→04/97	➔				24.0220-0023.1 480084	Ø 235 x 56 / 201
1.6	85	05/92→04/97						
1.6 Si	84	09/95→04/97						
2.0 D	53	07/92→04/97						
➔								

	kw					! #		
TOYOTA - COROLLA (_E10_) 06/91→11/99								
 Bremsbackensatz								
1.3 12V	53	07/92→04/97	➔	→ 05/95			03.0137-0221.2 650221	Ø 200 x 37
							03.0137-0313.2 650313	Ø 200 x 37
1.3 XLI	55	09/95→04/97	➔				03.0137-0221.2 650221	Ø 200 x 37
1.6	85	05/92→04/97					03.0137-0313.2 650313	Ø 200 x 37
1.6 Si	84	09/95→04/97						
2.0 D	53	07/92→04/97						
 Seilzug, Feststellbremse								
1.3 12V	53	07/92→04/97		→ 05/93; Trommelbremse; <input type="checkbox"/>			24.3727-1907.2 581907	L= 1.585
1.6	85	05/92→04/97						
2.0 D	53	07/92→04/97		→ 05/93; Trommelbremse; <input type="checkbox"/>			24.3727-1908.2 581908	L= 1.603
TOYOTA - COROLLA (_E11_) 06/95→06/02								
 Radbremszylinder								
1.3	55	05/97→10/01	➔	<input type="checkbox"/>			24.3217-1734.3 020560	ALU
1.3	63	05/97→09/99	➔	<input type="checkbox"/>			24.3219-1729.3 020446	GG
1.4	63	05/97→09/99						
1.4 16V	71	02/00→11/01	➔	<input type="checkbox"/>			24.3219-1730.3 020447	GG
1.6 16V	81	10/99→12/01						
1.8	85 - 93	04/97→06/02						
1.9 D	51	02/00→11/01						
1.6	81	04/97→02/00	➔	05/97→ 01/00; <input type="checkbox"/>			24.3219-1729.3 020446	GG
1.6 Aut.	79	04/97→02/00						
2.0 D	53	04/97→02/00	➔	05/97→ 01/00; <input type="checkbox"/>			24.3219-1730.3 020447	GG
1.8	81	10/97→10/01	➔	→ 01/00; <input type="checkbox"/>			24.3219-1729.3 020446	GG
			➔	→ 01/00; <input type="checkbox"/>			24.3219-1730.3 020447	GG
Zubehörsatz, Bremsbacken								
1.3	55	05/97→10/01	➔				03.0137-9114.2 669114	
1.3	63	05/97→09/99	➔				03.0137-9114.2 669114	
1.4	63	05/97→09/99						
1.4 16V	71	02/00→11/01					03.0137-9301.2 669301	TRW
1.6 16V	81	10/99→12/01						
1.8	85 - 93	04/97→06/02						
1.9 D	51	02/00→11/01						
1.6	81	04/97→02/00	➔	05/97→ 01/00			03.0137-9114.2 669114	
1.6 Aut.	79	04/97→02/00					03.0137-9301.2 669301	TRW
2.0 D	53	04/97→02/00						
1.8	81	10/97→10/01	➔	→ 01/00			03.0137-9114.2 669114	
							03.0137-9301.2 669301	TRW
 Bremstrommel								
1.3	55 - 63	05/97→10/01	➔				24.0220-0023.1 480084	Ø 235 x 56 / 201
1.4	63	05/97→09/99						
1.4 16V	71	02/00→11/01						
1.6 16V	81	10/99→12/01						
1.8	85 - 93	04/97→06/02						
1.9 D	51	02/00→11/01						
1.6	81	04/97→02/00	➔	09/98→			24.0220-0023.1 480084	Ø 235 x 56 / 201
1.6 Aut.	79	04/97→02/00						
1.8	81	10/97→10/01						
2.0 D	53	04/97→02/00	➔	05/97→ 01/00			24.0220-0023.1 480084	Ø 235 x 56 / 201
 Bremsbackensatz								
1.3	55	05/97→10/01	➔				03.0137-0313.2 650313	Ø 200 x 37
1.3	63	05/97→09/99	➔				03.0137-0313.2 650313	Ø 200 x 37
1.4	63	05/97→09/99						
1.4 16V	71	02/00→11/01	➔	Fahrzeugproduktionsland Großbritannien			03.0137-0375.2 650375	TRW Ø 200 x 37 + HEB
1.6 16V	81	10/99→12/01						
1.8	85 - 93	04/97→06/02						
1.9 D	51	02/00→11/01						
1.6	81	04/97→02/00	➔	05/97→ 01/00			03.0137-0313.2 650313	Ø 200 x 37
1.6 Aut.	79	04/97→02/00						
2.0 D	53	04/97→02/00	➔	05/97→ 01/00; Fahrzeugproduktionsland Großbritannien			03.0137-0375.2 650375	TRW Ø 200 x 37 + HEB
1.8	81	10/97→10/01	➔	→ 01/00			03.0137-0313.2 650313	Ø 200 x 37
→			➔	→ 01/00; Fahrzeugproduktionsland Großbritannien			03.0137-0375.2 650375	TRW Ø 200 x 37 + HEB

TOYOTA - COROLLA (_E11_) 06/95→06/02

Seilzug, Feststellbremse

1.3	55	05/97→10/01	→ 08/98; Trommelbremse; <input type="checkbox"/>	24.3727-1907.2	581907	L= 1.585
			→ 08/98; Trommelbremse; <input type="checkbox"/>	24.3727-1908.2	581908	L= 1.603
			→ 08/98; Trommelbremse; <input checked="" type="checkbox"/>	24.3727-1918.2	581918	L= 292
			09/98→; <input checked="" type="checkbox"/>	24.3727-1918.2	581918	L= 292
			09/98→; <input type="checkbox"/>	24.3727-1935.2	581935	L= 1.585
			09/98→; <input type="checkbox"/>	24.3727-1936.2	581936	L= 1.576
1.3 1.4	63 63	05/97→09/99	→ 07/98; Trommelbremse; <input type="checkbox"/>	24.3727-1907.2	581907	L= 1.585
			→ 07/98; Trommelbremse; <input type="checkbox"/>	24.3727-1908.2	581908	L= 1.603
			08/98→; Scheibenbremse; <input checked="" type="checkbox"/>	24.3727-1918.2	581918	L= 292
			→ 07/98; Trommelbremse; <input checked="" type="checkbox"/>	24.3727-1918.2	581918	L= 292
			08/98→; Scheibenbremse; <input type="checkbox"/>	24.3727-1922.2	581922	L= 1.448
			08/98→; Scheibenbremse; <input type="checkbox"/>	24.3727-1923.2	581923	L= 1.457
1.4 16V 1.6 16V 1.8 1.9 D	71 81 85 - 93 51	02/00→11/01 10/99→12/01 04/97→06/02	Trommelbremse; <input type="checkbox"/>	24.3727-1907.2	581907	L= 1.585
			Trommelbremse; <input type="checkbox"/>	24.3727-1908.2	581908	L= 1.603
			Scheibenbremse; <input checked="" type="checkbox"/>	24.3727-1918.2	581918	L= 292
			Trommelbremse; <input checked="" type="checkbox"/>	24.3727-1918.2	581918	L= 292
			Scheibenbremse; <input type="checkbox"/>	24.3727-1922.2	581922	L= 1.448
			Scheibenbremse; <input type="checkbox"/>	24.3727-1923.2	581923	L= 1.457
1.6 1.6 Aut. 2.0 D	81 79 53	04/97→02/00 04/97→02/00 04/97→02/00	05/97→ 07/98; Trommelbremse; <input type="checkbox"/>	24.3727-1907.2	581907	L= 1.585
			05/97→ 07/98; Trommelbremse; <input type="checkbox"/>	24.3727-1908.2	581908	L= 1.603
			08/98→ 01/00; Scheibenbremse; <input checked="" type="checkbox"/>	24.3727-1918.2	581918	L= 292
			05/97→ 07/98; Trommelbremse; <input checked="" type="checkbox"/>	24.3727-1918.2	581918	L= 292
			08/98→ 01/00; Scheibenbremse; <input type="checkbox"/>	24.3727-1922.2	581922	L= 1.448
			08/98→ 01/00; Scheibenbremse; <input type="checkbox"/>	24.3727-1923.2	581923	L= 1.457
1.8	81	10/97→10/01	→ 07/98; Trommelbremse; <input type="checkbox"/>	24.3727-1907.2	581907	L= 1.585
			→ 07/98; Trommelbremse; <input type="checkbox"/>	24.3727-1908.2	581908	L= 1.603
			→ 07/98; Trommelbremse; <input checked="" type="checkbox"/>	24.3727-1918.2	581918	L= 292
			08/98→ 01/00; Scheibenbremse; <input checked="" type="checkbox"/>	24.3727-1918.2	581918	L= 292
			08/98→ 01/00; Scheibenbremse; <input type="checkbox"/>	24.3727-1922.2	581922	L= 1.448
			08/98→ 01/00; Scheibenbremse; <input type="checkbox"/>	24.3727-1923.2	581923	L= 1.457
2.0 D-4D	66	09/00→11/01	Scheibenbremse; <input checked="" type="checkbox"/>	24.3727-1918.2	581918	L= 292
			Scheibenbremse; <input type="checkbox"/>	24.3727-1922.2	581922	L= 1.448
			Scheibenbremse; <input type="checkbox"/>	24.3727-1923.2	581923	L= 1.457

TOYOTA - COROLLA (_E12_) 01/01→12/07

Radbremszylinder

1.8 4WD 1.8 VVTi	100 100	01/01→02/07 01/01→12/07	→ <input type="checkbox"/>	24.3219-1729.3	020446	GG
			→ <input type="checkbox"/>	24.3219-1730.3	020447	GG

Zubehörsatz, Bremsbacken































1.8 4WD 1.8 VVTi	100 100	01/01→02/07 01/01→12/07	→	03.0137-9114.2	669114	TRW
				03.0137-9301.2	669301	









































Bremsbackensatz












1.8 4WD	100	01/01→02/07	→	03.0137-0313.2	650313	Ø 200 x 37
			→	03.0137-0364.2	650364	Ø 200 x 32
			→	03.0137-0375.2	650375	TRW Ø 200 x 37 + HEB
1.8 VVTi	100	01/01→12/07	→	03.0137-0313.2	650313	Ø 200 x 37
			→	03.0137-0375.2	650375	TRW Ø 200 x 37 + HEB

Bremsbackensatz, Feststellbremse















1.4 D 1.8 VVT-i TS	66 160 - 165	07/04→02/07 02/05→02/07	→	03.0137-0464.2	650464	Ø 172 x 22 + HEB
			→ 10/06			
1.4 VVT-i	71	11/01→02/07	→	03.0137-0459.2	650459	Ø 172 x 32
			→	03.0137-0464.2	650464	Ø 172 x 22 + HEB
			→	03.0137-0464.2	650464	Ø 172 x 22 + HEB
1.6 VVT-i	81	01/02→12/06	→	03.0137-0459.2	650459	Ø 172 x 32

	kw			 	! #		
TOYOTA - COROLLA (E12_) 01/01→12/07							
 Bremsbackensatz, Feststellbremse							
1.6 VVT-i	81	01/02→12/06	➡	08/02→ 05/04; Fahrzeugproduktionsland Groß Britannien	03.0137-0464.2	650464	Ø 172 x 22 + HEB
			➡	06/04→ 10/06	03.0137-0464.2	650464	Ø 172 x 22 + HEB
1.8 VVTL-i TS 2.0 D-4D	141 81	11/01→02/07 01/02→12/06	➡	→ 05/04; Fahrzeugproduktionsland Groß Britannien	03.0137-0464.2	650464	Ø 172 x 22 + HEB
2.0 D-4D	66	01/02→12/06	➡	→ 05/04; Fahrzeugproduktionsland Japan	03.0137-0459.2	650459	Ø 172 x 32
			➡	08/02→ 05/04; Fahrzeugproduktionsland Groß Britannien	03.0137-0464.2	650464	Ø 172 x 22 + HEB
2.0 D-4D	85	05/03→02/07	➡	→ 05/04; Fahrzeugproduktionsland Groß Britannien	03.0137-0464.2	650464	Ø 172 x 22 + HEB
			➡	06/04→ 10/06	03.0137-0464.2	650464	Ø 172 x 22 + HEB
Zubehörsatz, Feststellbremsbacken							
1.4 D 1.8 VVTL-i TS	66 160 - 165	07/04→02/07 02/05→02/07	➡	→ 10/06	03.0137-9294.2	669294	
1.4 VVT-i	71	11/01→02/07	➡	02/02→ 05/04; Fahrzeugproduktionsland Groß Britannien	03.0137-9294.2	669294	
			➡	06/04→ 10/06	03.0137-9294.2	669294	
			➡	→ 05/04; Fahrzeugproduktionsland Japan	03.0137-9335.2	669335	
1.6 VVT-i	81	01/02→12/06	➡	08/02→ 05/04; Fahrzeugproduktionsland Groß Britannien	03.0137-9294.2	669294	
			➡	06/04→ 10/06	03.0137-9294.2	669294	
			➡	→ 05/04; Fahrzeugproduktionsland Japan	03.0137-9335.2	669335	
1.8 VVTL-i TS 2.0 D-4D	141 81	11/01→02/07 01/02→12/06	➡	→ 05/04; Fahrzeugproduktionsland Groß Britannien	03.0137-9294.2	669294	
2.0 D-4D	66	01/02→12/06	➡	08/02→ 05/04; Fahrzeugproduktionsland Groß Britannien	03.0137-9294.2	669294	
			➡	→ 05/04; Fahrzeugproduktionsland Japan	03.0137-9335.2	669335	
2.0 D-4D	85	05/03→02/07	➡	→ 05/04; Fahrzeugproduktionsland Groß Britannien	03.0137-9294.2	669294	
			➡	06/04→ 10/06	03.0137-9294.2	669294	
 Seilzug, Feststellbremse							
1.4 D 1.8 VVTL-i TS	66 160 - 165	07/04→02/07 02/05→02/07		→ 10/06; Scheibenbremse; 	24.3727-1919.2	581919	L= 398
				→ 10/06; Scheibenbremse; 	24.3727-1928.2	581928	L= 1.637
				→ 10/06; Scheibenbremse; 	24.3727-1929.2	581929	L= 1.698
1.4 VVT-i	71	11/01→02/07		→ 05/04; Fahrzeugproduktionsland Japan; Scheibenbremse; 	24.3727-1919.2	581919	L= 398
				02/02→ 05/04; Fahrzeugproduktionsland Groß Britannien; Scheibenbremse; 	24.3727-1919.2	581919	L= 398
				06/04→ 10/06; Scheibenbremse; 	24.3727-1919.2	581919	L= 398
				→ 05/04; Fahrzeugproduktionsland Japan; Scheibenbremse; 	24.3727-1926.2	581926	L= 1.616
				→ 05/04; Fahrzeugproduktionsland Japan; Scheibenbremse; 	24.3727-1927.2	581927	L= 1.688
				02/02→ 05/04; Fahrzeugproduktionsland Groß Britannien; Scheibenbremse; 	24.3727-1928.2	581928	L= 1.637
				06/04→ 10/06; Scheibenbremse; 	24.3727-1928.2	581928	L= 1.637
				02/02→ 05/04; Fahrzeugproduktionsland Groß Britannien; Scheibenbremse; 	24.3727-1929.2	581929	L= 1.698
				06/04→ 10/06; Scheibenbremse; 	24.3727-1929.2	581929	L= 1.698
1.6 VVT-i	81	01/02→12/06		08/02→ 05/04; Fahrzeugproduktionsland Groß Britannien; Scheibenbremse; 	24.3727-1919.2	581919	L= 398
				→ 05/04; Fahrzeugproduktionsland Japan; Scheibenbremse; 	24.3727-1919.2	581919	L= 398
				02/04→ 10/06; Scheibenbremse; 	24.3727-1919.2	581919	L= 398
				06/04→ 10/06; Scheibenbremse; 	24.3727-1919.2	581919	L= 398
				→ 05/04; Fahrzeugproduktionsland Japan; Scheibenbremse; 	24.3727-1926.2	581926	L= 1.616
				→ 05/04; Fahrzeugproduktionsland Japan; Scheibenbremse; 	24.3727-1927.2	581927	L= 1.688
				06/04→ 10/06; Scheibenbremse; 	24.3727-1928.2	581928	L= 1.637
				02/04→ 10/06; Scheibenbremse; 	24.3727-1928.2	581928	L= 1.637
				08/02→ 05/04; Fahrzeugproduktionsland Groß Britannien; Scheibenbremse; 	24.3727-1928.2	581928	L= 1.637























	kw					! #		
TOYOTA - COROLLA (_E12_) 01/01→12/07								
 Seilzug, Feststellbremse								
1.6 VVT-i	81	01/02→12/06		08/02→05/04; Fahrzeugproduktionsland Großbritannien; Scheibenbremse; 		24.3727-1929.2	581929	L= 1.698
				06/04→10/06; Scheibenbremse; 		24.3727-1929.2	581929	L= 1.698
				02/04→10/06; Scheibenbremse; 		24.3727-1929.2	581929	L= 1.698
1.8 VVTL-i TS 2.0 D-4D	141 81	11/01→02/07 01/02→12/06		→05/04; Fahrzeugproduktionsland Großbritannien; Scheibenbremse; 		24.3727-1919.2	581919	L= 398
				→05/04; Fahrzeugproduktionsland Großbritannien; Scheibenbremse; 		24.3727-1928.2	581928	L= 1.637
				→05/04; Fahrzeugproduktionsland Großbritannien; Scheibenbremse; 		24.3727-1929.2	581929	L= 1.698
2.0 D-4D	66	01/02→12/06		08/02→05/04; Fahrzeugproduktionsland Großbritannien; Scheibenbremse; 		24.3727-1919.2	581919	L= 398
				→05/04; Fahrzeugproduktionsland Japan; Scheibenbremse; 		24.3727-1919.2	581919	L= 398
				→05/04; Fahrzeugproduktionsland Japan; Scheibenbremse; 		24.3727-1926.2	581926	L= 1.616
				→05/04; Fahrzeugproduktionsland Japan; Scheibenbremse; 		24.3727-1927.2	581927	L= 1.688
				08/02→05/04; Fahrzeugproduktionsland Großbritannien; Scheibenbremse; 		24.3727-1928.2	581928	L= 1.637
				08/02→05/04; Fahrzeugproduktionsland Großbritannien; Scheibenbremse; 		24.3727-1929.2	581929	L= 1.698
2.0 D-4D	85	05/03→02/07		→05/04; Fahrzeugproduktionsland Großbritannien; Scheibenbremse; 		24.3727-1919.2	581919	L= 398
				06/04→10/06; Scheibenbremse; 		24.3727-1919.2	581919	L= 398
				→05/04; Fahrzeugproduktionsland Großbritannien; Scheibenbremse; 		24.3727-1928.2	581928	L= 1.637
				06/04→10/06; Scheibenbremse; 		24.3727-1928.2	581928	L= 1.637
				→05/04; Fahrzeugproduktionsland Großbritannien; Scheibenbremse; 		24.3727-1929.2	581929	L= 1.698
				06/04→10/06; Scheibenbremse; 		24.3727-1929.2	581929	L= 1.698
TOYOTA - COROLLA Compact (_E10_) 05/92→12/99								
 Radbremszylinder								
1.3 XLI 1.6 Si 2.0 D	55 84 53	08/95→04/97 07/92→04/97 07/92→04/97	➡			24.3217-1734.3	020560	ALU
			➡			24.3219-1730.3	020447	GG
			➡			24.3219-1729.3	020446	GG
1.6 i	78	09/94→11/99	➡	→04/97; 		24.3217-1734.3	020560	ALU
			➡			24.3219-1730.3	020447	GG
			➡	→04/97; 		24.3219-1729.3	020446	GG
Zubehörsatz, Bremsbacken								
1.3 XLI 1.6 Si 2.0 D	55 84 53	08/95→04/97 07/92→04/97 07/92→04/97	➡			03.0137-9114.2	669114	
1.6 i	78	09/94→11/99	➡	→04/97		03.0137-9114.2	669114	
 Bremstrommel								
1.3 XLI 1.6 Si 2.0 D	55 84 53	08/95→04/97 07/92→04/97 07/92→04/97	➡			24.0220-0023.1	480084	Ø 235 x 56 / 201
1.6 i	78	09/94→11/99	➡	→04/97		24.0220-0023.1	480084	Ø 235 x 56 / 201
 Bremssackensatz								
1.3 XLI 1.6 Si 2.0 D	55 84 53	08/95→04/97 07/92→04/97 07/92→04/97	➡			03.0137-0221.2	650221	Ø 200 x 37
			➡			03.0137-0313.2	650313	Ø 200 x 37
1.6 i	78	09/94→11/99	➡	→04/97		03.0137-0221.2	650221	Ø 200 x 37
						03.0137-0313.2	650313	Ø 200 x 37
 Seilzug, Feststellbremse								
1.6 Si 2.0 D	84 53	07/92→04/97 07/92→04/97		→05/93; Trommelbremse; 		24.3727-1907.2	581907	L= 1.585
				→05/93; Trommelbremse; 		24.3727-1908.2	581908	L= 1.603
TOYOTA - COROLLA Compact (_E11_) 04/97→01/02								
 Radbremszylinder								
1.4 1.6 ➔	63 81	05/97→09/99 10/99→10/01	➡			24.3219-1729.3	020446	GG

		kW						! #		
TOYOTA - COROLLA Compact (_E11_) 04/97→01/02										
 Radbremszylinder										
1.4	63	05/97→09/99	➡	☐				24.3219-1730.3	020447	GG
1.6	81	10/99→10/01	➡							
1.4	71	10/99→01/02	➡	→ 12/01; ☐				24.3219-1729.3	020446	GG
1.9 D	51	02/00→01/02	➡	→ 12/01; ☐				24.3219-1730.3	020447	GG
1.6	81	05/97→02/00	➡	→ 01/00; ☐				24.3219-1729.3	020446	GG
1.6 Aut.	79	05/97→02/00	➡	→ 01/00; ☐				24.3219-1730.3	020447	GG
2.0 D	53	04/97→02/00	➡	05/97→ 01/00; ☐				24.3219-1729.3	020446	GG
			➡	05/97→ 01/00; ☐				24.3219-1730.3	020447	GG
Zubehörsatz, Bremsbacken										
1.4	63	05/97→09/99	➡					03.0137-9114.2	669114	
1.6	81	10/99→10/01	➡					03.0137-9301.2	669301	TRW
1.4	71	10/99→01/02	➡	→ 12/01				03.0137-9114.2	669114	
1.9 D	51	02/00→01/02	➡					03.0137-9301.2	669301	TRW
1.6	81	05/97→02/00	➡	→ 01/00				03.0137-9114.2	669114	
1.6 Aut.	79	05/97→02/00	➡					03.0137-9301.2	669301	TRW
2.0 D	53	04/97→02/00	➡	05/97→ 01/00				03.0137-9114.2	669114	
								03.0137-9301.2	669301	TRW
 Bremstrommel										
1.4	63	05/97→09/99	➡					24.0220-0023.1	480084	Ø 235 x 56 / 201
1.6	81	10/99→10/01	➡							
1.4	71	10/99→01/02	➡	→ 12/01				24.0220-0023.1	480084	Ø 235 x 56 / 201
1.9 D	51	02/00→01/02	➡							
1.6	81	05/97→02/00	➡	09/98→				24.0220-0023.1	480084	Ø 235 x 56 / 201
1.6 Aut.	79	05/97→02/00	➡							
2.0 D	53	04/97→02/00	➡	05/97→ 01/00				24.0220-0023.1	480084	Ø 235 x 56 / 201
 Bremsbackensatz										
1.4	63	05/97→09/99	➡					03.0137-0313.2	650313	Ø 200 x 37
1.6	81	10/99→10/01	➡					03.0137-0375.2	650375	TRW Ø 200 x 37 + HEB
1.4	71	10/99→01/02	➡	→ 12/01				03.0137-0313.2	650313	Ø 200 x 37
1.9 D	51	02/00→01/02	➡	→ 12/01; Fahrzeugproduktionsland Groß Britannien				03.0137-0375.2	650375	TRW Ø 200 x 37 + HEB
1.6	81	05/97→02/00	➡	→ 01/00				03.0137-0313.2	650313	Ø 200 x 37
1.6 Aut.	79	05/97→02/00	➡	→ 01/00; Fahrzeugproduktionsland Groß Britannien				03.0137-0375.2	650375	TRW Ø 200 x 37 + HEB
2.0 D	53	04/97→02/00	➡	05/97→ 01/00				03.0137-0313.2	650313	Ø 200 x 37
			➡	05/97→ 01/00; Fahrzeugproduktionsland Groß Britannien				03.0137-0375.2	650375	TRW Ø 200 x 37 + HEB
 Seilzug, Feststellbremse										
1.4	63	05/97→09/99		→ 07/98; Trommelbremse; ☐				24.3727-1907.2	581907	L= 1.585
				→ 07/98; Trommelbremse; ☐				24.3727-1908.2	581908	L= 1.603
				08/98→; Scheibenbremse; ☐				24.3727-1918.2	581918	L= 292
				→ 07/98; Trommelbremse; ☐				24.3727-1918.2	581918	L= 292
				08/98→; Scheibenbremse; ☐				24.3727-1922.2	581922	L= 1.448
				08/98→; Scheibenbremse; ☐				24.3727-1923.2	581923	L= 1.457
1.4	71	10/99→01/02		→ 12/01; Trommelbremse; ☐				24.3727-1907.2	581907	L= 1.585
1.9 D	51	02/00→01/02		→ 12/01; Trommelbremse; ☐				24.3727-1908.2	581908	L= 1.603
				→ 12/01; Trommelbremse; ☐				24.3727-1918.2	581918	L= 292
				→ 12/01; Scheibenbremse; ☐				24.3727-1918.2	581918	L= 292
				→ 12/01; Scheibenbremse; ☐				24.3727-1922.2	581922	L= 1.448
				→ 12/01; Scheibenbremse; ☐				24.3727-1923.2	581923	L= 1.457
1.6	81	05/97→02/00		→ 07/98; Trommelbremse; ☐				24.3727-1907.2	581907	L= 1.585
1.6 Aut.	79	05/97→02/00		→ 07/98; Trommelbremse; ☐				24.3727-1908.2	581908	L= 1.603
				→ 07/98; Trommelbremse; ☐				24.3727-1918.2	581918	L= 292
				08/98→ 01/00; Scheibenbremse; ☐				24.3727-1918.2	581918	L= 292
				08/98→ 01/00; Scheibenbremse; ☐				24.3727-1922.2	581922	L= 1.448
				08/98→ 01/00; Scheibenbremse; ☐				24.3727-1923.2	581923	L= 1.457
1.6	81	10/99→10/01		Trommelbremse; ☐				24.3727-1907.2	581907	L= 1.585
				Trommelbremse; ☐				24.3727-1908.2	581908	L= 1.603
➔										

	kW				! #		
TOYOTA - COROLLA Compact (_E11_) 04/97→01/02							
Seilzug, Feststellbremse							
1.6	81	10/99→10/01		Scheibenbremse;		24.3727-1918.2 581918	L= 292
				Trommelbremse;		24.3727-1918.2 581918	L= 292
				Scheibenbremse;		24.3727-1922.2 581922	L= 1.448
				Scheibenbremse;		24.3727-1923.2 581923	L= 1.457
2.0 D	53	04/97→02/00		05/97→ 07/98; Trommelbremse;		24.3727-1907.2 581907	L= 1.585
				05/97→ 07/98; Trommelbremse;		24.3727-1908.2 581908	L= 1.603
				08/98→ 01/00; Scheibenbremse;		24.3727-1918.2 581918	L= 292
				05/97→ 07/98; Trommelbremse;		24.3727-1918.2 581918	L= 292
				08/98→ 01/00; Scheibenbremse;		24.3727-1922.2 581922	L= 1.448
				08/98→ 01/00; Scheibenbremse;		24.3727-1923.2 581923	L= 1.457
2.0 D-4D	66	09/00→01/02		→ 12/01; Scheibenbremse;		24.3727-1918.2 581918	L= 292
				→ 12/01; Scheibenbremse;		24.3727-1922.2 581922	L= 1.448
				→ 12/01; Scheibenbremse;		24.3727-1923.2 581923	L= 1.457
TOYOTA - COROLLA Kasten/Kombi (_E11_) 09/00→10/01							
Seilzug, Feststellbremse							
2.0 D4d	66	09/00→10/01		Scheibenbremse;		24.3727-1918.2 581918	L= 292
				Scheibenbremse;		24.3727-1922.2 581922	L= 1.448
				Scheibenbremse;		24.3727-1923.2 581923	L= 1.457
TOYOTA - COROLLA Kombi (_E10_) 09/91→04/98							
Radbremszylinder							
1.3 XLI	55	09/95→04/97	➔			24.3217-1734.3 020560	ALU
1.6 Si	84	07/92→04/97				24.3219-1730.3 020447	GG
2.0 D	53	07/92→04/97					
			➔			24.3219-1729.3 020446	GG
1.8	81	09/92→04/97	➔	→ 05/95;		24.3217-1734.3 020560	ALU
1.8 16V 4WD	81	09/95→04/97	➔			24.3217-1734.3 020560	ALU
Zubehörsatz, Bremsbacken							
1.3 XLI	55	09/95→04/97	➔			03.0137-9114.2 669114	
1.6 Si	84	07/92→04/97					
1.8 16V 4WD	81	09/95→04/97					
2.0 D	53	07/92→04/97					
1.8	81	09/92→04/97	➔	→ 05/95		03.0137-9114.2 669114	
Bremstrommel							
1.3 XLI	55	09/95→04/97	➔			24.0220-0023.1 480084	Ø 235 x 56 / 201
1.6 Si	84	07/92→04/97					
2.0 D	53	07/92→04/97					
1.8	81	09/92→04/97	➔	→ 05/95		24.0220-0023.1 480084	Ø 235 x 56 / 201
Bremsbackensatz							
1.3 XLI	55	09/95→04/97	➔			03.0137-0221.2 650221	Ø 200 x 37
1.6 Si	84	07/92→04/97				03.0137-0313.2 650313	Ø 200 x 37
2.0 D	53	07/92→04/97					
1.8	81	09/92→04/97	➔	→ 05/95		03.0137-0313.2 650313	Ø 200 x 37
1.8 16V 4WD	81	09/95→04/97	➔			03.0137-0313.2 650313	Ø 200 x 37
Seilzug, Feststellbremse							
1.6 Si	84	07/92→04/97		→ 05/93; Trommelbremse;		24.3727-1907.2 581907	L= 1.585
2.0 D	53	07/92→04/97		→ 05/93; Trommelbremse;		24.3727-1908.2 581908	L= 1.603
1.8	81	09/92→04/97		→ 05/95; Trommelbremse;		24.3727-1907.2 581907	L= 1.585
				→ 05/95; Trommelbremse;		24.3727-1908.2 581908	L= 1.603
				→ 05/95; Scheibenbremse;		24.3727-1922.2 581922	L= 1.448
				→ 05/95; Scheibenbremse;		24.3727-1923.2 581923	L= 1.457
TOYOTA - COROLLA Kombi (_E11_) 04/97→10/01							
Radbremszylinder							
1.4	63	04/97→02/00	➔	05/97→ 01/00;		24.3219-1729.3 020446	GG
1.6	81	04/97→02/00					
1.6 Aut.	79	04/97→02/00	➔	05/97→ 01/00;		24.3219-1730.3 020447	GG
2.0 D	53	04/97→02/00					
1.4 16V	71	02/00→10/01	➔			24.3219-1729.3 020446	GG
1.6 16V	81	02/00→10/01					
1.8	81	10/97→10/01	➔			24.3219-1730.3 020447	GG

	kw					! #		
TOYOTA - COROLLA Kombi (E11) 04/97→10/01								
 Radbremszylinder								
1.9 D	51	02/00→10/01	➡	<input type="checkbox"/>		24.3219-1729.3	020446	GG
			➡	<input type="checkbox"/>		24.3219-1730.3	020447	GG
1.8 4WD	81	04/97→10/01	➡	05/97→; <input type="checkbox"/>		24.3219-1729.3	020446	GG
			➡	05/97→; <input type="checkbox"/>		24.3219-1730.3	020447	GG
Zubehörsatz, Bremsbacken								
1.4	63	04/97→02/00	➡	05/97→ 01/00		03.0137-9114.2	669114	TRW
1.6	81	04/97→02/00				03.0137-9301.2	669301	
1.6 Aut.	79	04/97→02/00						
2.0 D	53	04/97→02/00						
1.4 16V	71	02/00→10/01	➡			03.0137-9114.2	669114	TRW
1.6 16V	81	02/00→10/01				03.0137-9301.2	669301	
1.8	81	10/97→10/01						
1.9 D	51	02/00→10/01						
1.8 4WD	81	04/97→10/01	➡	05/97→		03.0137-9114.2	669114	TRW
						03.0137-9301.2	669301	
 Bremstrommel								
1.4	63	04/97→02/00	➡	05/97→ 01/00		24.0220-0023.1	480084	Ø 235 x 56 / 201
2.0 D	53	04/97→02/00						
1.4 16V	71	02/00→10/01	➡			24.0220-0023.1	480084	Ø 235 x 56 / 201
1.6 16V	81	02/00→10/01						
1.9 D	51	02/00→10/01						
1.6	81	04/97→02/00	➡	09/98→		24.0220-0023.1	480084	Ø 235 x 56 / 201
1.6 Aut.	79	04/97→02/00						
 Bremsbackensatz								
1.4	63	04/97→02/00	➡	05/97→ 01/00		03.0137-0313.2	650313	Ø 200 x 37
1.6	81	04/97→02/00						
1.6 Aut.	79	04/97→02/00	➡	05/97→ 01/00; Fahrzeugproduktionsland Großbritannien		03.0137-0375.2	650375	TRW Ø 200 x 37 + HEB
2.0 D	53	04/97→02/00						
1.4 16V	71	02/00→10/01	➡			03.0137-0313.2	650313	Ø 200 x 37
1.6 16V	81	02/00→10/01						
1.8	81	10/97→10/01	➡	Fahrzeugproduktionsland Großbritannien		03.0137-0375.2	650375	TRW Ø 200 x 37 + HEB
1.9 D	51	02/00→10/01						
1.8 4WD	81	04/97→10/01	➡	05/97→		03.0137-0313.2	650313	Ø 200 x 37
			➡	05/97→; Fahrzeugproduktionsland Großbritannien		03.0137-0375.2	650375	
 Seilzug, Feststellbremse								
1.4	63	04/97→02/00		05/97→ 07/98; Trommelbremse; <input type="checkbox"/>		24.3727-1907.2	581907	L= 1.585
1.6	81	04/97→02/00						
1.6 Aut.	79	04/97→02/00		05/97→ 07/98; Trommelbremse; <input type="checkbox"/>		24.3727-1908.2	581908	L= 1.603
2.0 D	53	04/97→02/00						
				05/97→ 07/98; Trommelbremse; <input checked="" type="checkbox"/>		24.3727-1918.2	581918	L= 292
				08/98→ 01/00; Scheibenbremse; <input checked="" type="checkbox"/>		24.3727-1918.2	581918	
				08/98→ 01/00; Scheibenbremse; <input type="checkbox"/>		24.3727-1922.2	581922	L= 1.448
				08/98→ 01/00; Scheibenbremse; <input checked="" type="checkbox"/>		24.3727-1923.2	581923	
				08/98→ 01/00; Scheibenbremse; <input checked="" type="checkbox"/>		24.3727-1923.2	581923	L= 1.457
1.4 16V	71	02/00→10/01		Trommelbremse; <input type="checkbox"/>		24.3727-1907.2	581907	L= 1.585
1.6 16V	81	02/00→10/01						
1.9 D	51	02/00→10/01		Trommelbremse; <input type="checkbox"/>		24.3727-1908.2	581908	L= 1.603
				Scheibenbremse; <input checked="" type="checkbox"/>		24.3727-1918.2	581918	
				Trommelbremse; <input checked="" type="checkbox"/>		24.3727-1918.2	581918	L= 292
				Scheibenbremse; <input type="checkbox"/>		24.3727-1922.2	581922	
				Scheibenbremse; <input type="checkbox"/>		24.3727-1922.2	581922	L= 1.448
				Scheibenbremse; <input checked="" type="checkbox"/>		24.3727-1923.2	581923	
				Scheibenbremse; <input checked="" type="checkbox"/>		24.3727-1923.2	581923	L= 1.457
2.0 D-4D	66	09/00→10/01		Scheibenbremse; <input checked="" type="checkbox"/>		24.3727-1918.2	581918	L= 292
				Scheibenbremse; <input type="checkbox"/>		24.3727-1922.2	581922	
				Scheibenbremse; <input type="checkbox"/>		24.3727-1923.2	581923	
TOYOTA - COROLLA Kombi (E12) 03/01→12/08								
 Radbremszylinder								
1.5	81	03/01→09/06	➡	<input type="checkbox"/>		24.3217-1721.3	020489	ALU
1.8	100	12/01→12/07	➡	<input type="checkbox"/>		24.3217-1722.3	020490	ALU
 Bremsbackensatz								
1.5	81	03/01→09/06	➡			03.0137-0364.2	650364	Ø 200 x 32
1.8	100	12/01→12/07						
 Bremsbackensatz, Feststellbremse								
1.3	65	09/02→08/07	➡	→ 05/04; Fahrzeugproduktionsland Japan		03.0137-0459.2	650459	Ø 172 x 32
1.5	81	03/01→09/06						
→								



	kw			 	! #		
TOYOTA - COROLLA Kombi (E12) 03/01→12/08							
 Bremsbackensatz, Feststellbremse							
1.3 1.5	65 81	09/02→08/07 03/01→09/06	➡	→ 05/04; Fahrzeugproduktionsland Groß Britannien	03.0137-0464.2	650464	Ø 172 x 22 + HEB
			➡	06/04→	03.0137-0464.2	650464	Ø 172 x 22 + HEB
1.4 D4-D 1.8	66 100	06/04→10/07 12/01→12/07	➡	→ 10/06	03.0137-0464.2	650464	Ø 172 x 22 + HEB
1.4 VVT-i	71	01/02→02/07	➡	→ 05/04; Fahrzeugproduktionsland Japan	03.0137-0459.2	650459	Ø 172 x 32
			➡	02/02→ 05/04; Fahrzeugproduktionsland Groß Britannien	03.0137-0464.2	650464	Ø 172 x 22 + HEB
			➡	06/04→	03.0137-0464.2	650464	Ø 172 x 22 + HEB
1.6 VVT-i	81	01/02→08/07	➡	→ 05/04; Fahrzeugproduktionsland Japan	03.0137-0459.2	650459	Ø 172 x 32
			➡	08/02→ 05/04; Fahrzeugproduktionsland Groß Britannien	03.0137-0464.2	650464	Ø 172 x 22 + HEB
			➡	06/04→ 10/06	03.0137-0464.2	650464	Ø 172 x 22 + HEB
2.0 D-4D	66	01/02→02/07	➡	→ 05/04; Fahrzeugproduktionsland Japan	03.0137-0459.2	650459	Ø 172 x 32
			➡	08/02→ 05/04; Fahrzeugproduktionsland Groß Britannien	03.0137-0464.2	650464	Ø 172 x 22 + HEB
2.0 D-4D	85	04/04→02/07	➡	→ 05/04; Fahrzeugproduktionsland Groß Britannien	03.0137-0464.2	650464	Ø 172 x 22 + HEB
			➡	06/04→ 10/06	03.0137-0464.2	650464	Ø 172 x 22 + HEB
Zubehörsatz, Feststellbremsbacken							
1.3 1.5	65 81	09/02→08/07 03/01→09/06	➡	→ 05/04; Fahrzeugproduktionsland Groß Britannien	03.0137-9294.2	669294	
			➡	06/04→	03.0137-9294.2	669294	
			➡	→ 05/04; Fahrzeugproduktionsland Japan	03.0137-9335.2	669335	
1.4 D4-D 1.8	66 100	06/04→10/07 12/01→12/07	➡	→ 10/06	03.0137-9294.2	669294	
1.4 VVT-i	71	01/02→02/07	➡	02/02→ 05/04; Fahrzeugproduktionsland Groß Britannien	03.0137-9294.2	669294	
			➡	06/04→	03.0137-9294.2	669294	
			➡	→ 05/04; Fahrzeugproduktionsland Japan	03.0137-9335.2	669335	
1.6 VVT-i	81	01/02→08/07	➡	08/02→ 05/04; Fahrzeugproduktionsland Groß Britannien	03.0137-9294.2	669294	
			➡	06/04→ 10/06	03.0137-9294.2	669294	
			➡	→ 05/04; Fahrzeugproduktionsland Japan	03.0137-9335.2	669335	
2.0 D-4D	66	01/02→02/07	➡	08/02→ 05/04; Fahrzeugproduktionsland Groß Britannien	03.0137-9294.2	669294	
			➡	→ 05/04; Fahrzeugproduktionsland Japan	03.0137-9335.2	669335	
2.0 D-4D	85	04/04→02/07	➡	→ 05/04; Fahrzeugproduktionsland Groß Britannien	03.0137-9294.2	669294	
			➡	06/04→ 10/06	03.0137-9294.2	669294	
 Seilzug, Feststellbremse							
1.3 1.5	65 81	09/02→08/07 03/01→09/06		06/04→; Scheibenbremse; 	24.3727-1919.2	581919	L= 398
				→ 05/04; Fahrzeugproduktionsland Groß Britannien; Scheibenbremse; 	24.3727-1919.2	581919	L= 398
				→ 05/04; Fahrzeugproduktionsland Japan; Scheibenbremse; 	24.3727-1919.2	581919	L= 398
				→ 05/04; Fahrzeugproduktionsland Japan; Scheibenbremse; 	24.3727-1926.2	581926	L= 1.616
				→ 05/04; Fahrzeugproduktionsland Japan; Scheibenbremse; 	24.3727-1927.2	581927	L= 1.688
				06/04→; Scheibenbremse; 	24.3727-1928.2	581928	L= 1.637
				→ 05/04; Fahrzeugproduktionsland Groß Britannien; Scheibenbremse; 	24.3727-1928.2	581928	L= 1.637
				06/04→; Scheibenbremse; 	24.3727-1929.2	581929	L= 1.698
				→ 05/04; Fahrzeugproduktionsland Groß Britannien; Scheibenbremse; 	24.3727-1929.2	581929	L= 1.698
1.4 D4-D 1.8	66 100	06/04→10/07 12/01→12/07		→ 10/06; Scheibenbremse; 	24.3727-1919.2	581919	L= 398
				→ 10/06; Scheibenbremse; 	24.3727-1928.2	581928	L= 1.637
				→ 10/06; Scheibenbremse; 	24.3727-1929.2	581929	L= 1.698
1.4 VVT-i →	71	01/02→02/07		06/04→; Scheibenbremse; 	24.3727-1919.2	581919	L= 398

TOYOTA - COROLLA Kombi (E12_) 03/01→12/08
Seilzug, Feststellbremse















1.4 VVT-i	71	01/02→02/07	02/02→ 05/04; Fahrzeugproduktionsland Großbritannien; Scheibenbremse;	24.3727-1919.2	581919	L= 398
			→ 05/04; Fahrzeugproduktionsland Japan; Scheibenbremse;	24.3727-1919.2	581919	L= 398
			→ 05/04; Fahrzeugproduktionsland Japan; Scheibenbremse;	24.3727-1926.2	581926	L= 1.616
			→ 05/04; Fahrzeugproduktionsland Japan; Scheibenbremse;	24.3727-1927.2	581927	L= 1.688
			06/04→; Scheibenbremse;	24.3727-1928.2	581928	L= 1.637
			02/02→ 05/04; Fahrzeugproduktionsland Großbritannien; Scheibenbremse;	24.3727-1928.2	581928	L= 1.637
			06/04→; Scheibenbremse;	24.3727-1929.2	581929	L= 1.698
			02/02→ 05/04; Fahrzeugproduktionsland Großbritannien; Scheibenbremse;	24.3727-1929.2	581929	L= 1.698
1.6 VVT-i	81	01/02→08/07	08/02→ 05/04; Fahrzeugproduktionsland Großbritannien; Scheibenbremse;	24.3727-1919.2	581919	L= 398
			→ 05/04; Fahrzeugproduktionsland Japan; Scheibenbremse;	24.3727-1919.2	581919	L= 398
			02/04→ 10/06; Scheibenbremse;	24.3727-1919.2	581919	L= 398
			06/04→ 10/06; Scheibenbremse;	24.3727-1919.2	581919	L= 398
			→ 05/04; Fahrzeugproduktionsland Japan; Scheibenbremse;	24.3727-1926.2	581926	L= 1.616
			→ 05/04; Fahrzeugproduktionsland Japan; Scheibenbremse;	24.3727-1927.2	581927	L= 1.688
			06/04→ 10/06; Scheibenbremse;	24.3727-1928.2	581928	L= 1.637
			02/04→ 10/06; Scheibenbremse;	24.3727-1928.2	581928	L= 1.637
			08/02→ 05/04; Fahrzeugproduktionsland Großbritannien; Scheibenbremse;	24.3727-1928.2	581928	L= 1.637
			08/02→ 05/04; Fahrzeugproduktionsland Großbritannien; Scheibenbremse;	24.3727-1929.2	581929	L= 1.698
			06/04→ 10/06; Scheibenbremse;	24.3727-1929.2	581929	L= 1.698
			02/04→ 10/06; Scheibenbremse;	24.3727-1929.2	581929	L= 1.698
2.0 D-4D	66	01/02→02/07	08/02→ 05/04; Fahrzeugproduktionsland Großbritannien; Scheibenbremse;	24.3727-1919.2	581919	L= 398
			→ 05/04; Fahrzeugproduktionsland Japan; Scheibenbremse;	24.3727-1919.2	581919	L= 398
			→ 05/04; Fahrzeugproduktionsland Japan; Scheibenbremse;	24.3727-1926.2	581926	L= 1.616
			→ 05/04; Fahrzeugproduktionsland Japan; Scheibenbremse;	24.3727-1927.2	581927	L= 1.688
			08/02→ 05/04; Fahrzeugproduktionsland Großbritannien; Scheibenbremse;	24.3727-1928.2	581928	L= 1.637
			08/02→ 05/04; Fahrzeugproduktionsland Großbritannien; Scheibenbremse;	24.3727-1929.2	581929	L= 1.698
			06/04→ 10/06; Scheibenbremse;	24.3727-1929.2	581929	L= 1.698
			02/04→ 10/06; Scheibenbremse;	24.3727-1929.2	581929	L= 1.698
2.0 D-4D	85	04/04→02/07	→ 05/04; Fahrzeugproduktionsland Großbritannien; Scheibenbremse;	24.3727-1919.2	581919	L= 398
			06/04→ 10/06; Scheibenbremse;	24.3727-1919.2	581919	L= 398
			→ 05/04; Fahrzeugproduktionsland Großbritannien; Scheibenbremse;	24.3727-1928.2	581928	L= 1.637
			06/04→ 10/06; Scheibenbremse;	24.3727-1928.2	581928	L= 1.637
			→ 05/04; Fahrzeugproduktionsland Großbritannien; Scheibenbremse;	24.3727-1929.2	581929	L= 1.698
			06/04→ 10/06; Scheibenbremse;	24.3727-1929.2	581929	L= 1.698




























































TOYOTA - COROLLA LEVIN Coupe (E10_) 06/91→08/97
Seilzug, Feststellbremse

1.6 GT	85	06/91→08/97	05/92→ 05/93; Trommelbremse;	24.3727-1907.2	581907	L= 1.585
			05/92→ 05/93; Trommelbremse;	24.3727-1908.2	581908	L= 1.603
			05/92→ 05/95; Scheibenbremse;	24.3727-1922.2	581922	L= 1.448
			05/92→ 05/95; Scheibenbremse;	24.3727-1923.2	581923	L= 1.457






























TOYOTA - COROLLA Liftback (E10_) 05/92→12/99
Radbremszylinder









1.3 XLI	65	07/92→04/97	➡	24.3217-1734.3	020560	ALU
1.6 GLI	84	07/92→04/97	➡	24.3219-1730.3	020447	GG
2.0 D	53	07/92→04/97	➡	24.3219-1729.3	020446	GG
→						


















	kw					! #		
TOYOTA - COROLLA Liftback (E10) 05/92→12/99								
Zubehörsatz, Bremsbacken								
1.3 XLI 1.6 GLI 2.0 D	65 84 53	07/92→04/97 07/92→04/97 07/92→04/97	➔				03.0137-9114.2 669114	
 Bremstrommel								
1.3 XLI 1.6 GLI 2.0 D	65 84 53	07/92→04/97 07/92→04/97 07/92→04/97	➔				24.0220-0023.1 480084	Ø 235 x 56 / 201
 Bremsbackensatz								
1.3 XLI 1.6 GLI 2.0 D	65 84 53	07/92→04/97 07/92→04/97 07/92→04/97	➔				03.0137-0221.2 650221 03.0137-0313.2 650313	Ø 200 x 37 Ø 200 x 37
 Seilzug, Feststellbremse								
1.3 XLI 1.6 GLI 2.0 D	65 84 53	07/92→04/97 07/92→04/97 07/92→04/97		→ 05/93; Trommelbremse; <input type="checkbox"/>			24.3727-1907.2 581907 24.3727-1908.2 581908	L= 1.585 L= 1.603
TOYOTA - COROLLA Liftback (E11) 04/97→01/02								
 Radbremszylinder								
1.4	63	05/97→09/99	➔	<input type="checkbox"/>			24.3219-1729.3 020446	GG
			➔	<input type="checkbox"/>			24.3219-1730.3 020447	GG
1.4 1.6 1.9 D	71 81 51	10/99→01/02 02/00→01/02 02/00→01/02	➔	→ 12/01; <input type="checkbox"/>			24.3219-1729.3 020446	GG
			➔	→ 12/01; <input type="checkbox"/>			24.3219-1730.3 020447	GG
1.6 1.6 Aut.	81 79	05/97→02/00 05/97→02/00	➔	→ 01/00; <input type="checkbox"/>			24.3219-1729.3 020446	GG
			➔	→ 01/00; <input type="checkbox"/>			24.3219-1730.3 020447	GG
2.0 D	53	04/97→02/00	➔	05/97→ 01/00; <input type="checkbox"/>			24.3219-1729.3 020446	GG
			➔	05/97→ 01/00; <input type="checkbox"/>			24.3219-1730.3 020447	GG
Zubehörsatz, Bremsbacken								
1.4	63	05/97→09/99	➔				03.0137-9114.2 669114 03.0137-9301.2 669301	TRW
1.4 1.6 1.9 D	71 81 51	10/99→01/02 02/00→01/02 02/00→01/02	➔	→ 12/01			03.0137-9114.2 669114 03.0137-9301.2 669301	TRW
1.6 1.6 Aut.	81 79	05/97→02/00 05/97→02/00	➔	→ 01/00			03.0137-9114.2 669114 03.0137-9301.2 669301	TRW
2.0 D	53	04/97→02/00	➔	05/97→ 01/00			03.0137-9114.2 669114 03.0137-9301.2 669301	TRW
 Bremstrommel								
1.4	63	05/97→09/99	➔				24.0220-0023.1 480084	Ø 235 x 56 / 201
1.4 1.6 1.9 D	71 81 51	10/99→01/02 02/00→01/02 02/00→01/02	➔	→ 12/01			24.0220-0023.1 480084	Ø 235 x 56 / 201
1.6 1.6 Aut.	81 79	05/97→02/00 05/97→02/00	➔	09/98→			24.0220-0023.1 480084	Ø 235 x 56 / 201
2.0 D	53	04/97→02/00	➔	05/97→ 01/00			24.0220-0023.1 480084	Ø 235 x 56 / 201
 Bremsbackensatz								
1.4	63	05/97→09/99	➔				03.0137-0313.2 650313	Ø 200 x 37
			➔	Fahrzeugproduktionsland Groß Britan- nien			03.0137-0375.2 650375	TRW Ø 200 x 37 + HEB
1.4 1.6 1.9 D	71 81 51	10/99→01/02 02/00→01/02 02/00→01/02	➔	→ 12/01			03.0137-0313.2 650313	Ø 200 x 37
			➔	→ 12/01; Fahrzeugproduktionsland Groß Britannien			03.0137-0375.2 650375	TRW Ø 200 x 37 + HEB
1.6 1.6 Aut.	81 79	05/97→02/00 05/97→02/00	➔	→ 01/00			03.0137-0313.2 650313	Ø 200 x 37
			➔	→ 01/00; Fahrzeugproduktionsland Groß Britannien			03.0137-0375.2 650375	TRW Ø 200 x 37 + HEB
2.0 D	53	04/97→02/00	➔	05/97→ 01/00			03.0137-0313.2 650313	Ø 200 x 37
			➔	05/97→ 01/00; Fahrzeugproduktionsland Groß Britannien			03.0137-0375.2 650375	TRW Ø 200 x 37 + HEB
 Seilzug, Feststellbremse								
1.4	63	05/97→09/99		→ 07/98; Trommelbremse; <input type="checkbox"/>			24.3727-1907.2 581907	L= 1.585
				→ 07/98; Trommelbremse; <input type="checkbox"/>			24.3727-1908.2 581908	L= 1.603
→								














	kw			 	! #		
TOYOTA - COROLLA Liftback (E11) 04/97→01/02							
 Seilzug, Feststellbremse							
1.4	63	05/97→09/99		08/98→; Scheibenbremse; 	24.3727-1918.2	581918	L= 292
				→ 07/98; Trommelbremse; 	24.3727-1918.2	581918	L= 292
				08/98→; Scheibenbremse; 	24.3727-1922.2	581922	L= 1.448
				08/98→; Scheibenbremse; 	24.3727-1923.2	581923	L= 1.457
1.4	71	10/99→01/02		→ 12/01; Trommelbremse; 	24.3727-1907.2	581907	L= 1.585
				→ 12/01; Trommelbremse; 	24.3727-1908.2	581908	L= 1.603
				→ 12/01; Scheibenbremse; 	24.3727-1918.2	581918	L= 292
				→ 12/01; Trommelbremse; 	24.3727-1918.2	581918	L= 292
				→ 12/01; Scheibenbremse; Fahrzeugproduktionsland Japan; 	24.3727-1922.2	581922	L= 1.448
				→ 12/01; Scheibenbremse; Fahrzeugproduktionsland Japan; 	24.3727-1923.2	581923	L= 1.457
1.6 1.6 Aut.	81 79	05/97→02/00 05/97→02/00		→ 07/98; Trommelbremse; 	24.3727-1907.2	581907	L= 1.585
				→ 07/98; Trommelbremse; 	24.3727-1908.2	581908	L= 1.603
				→ 07/98; Trommelbremse; 	24.3727-1918.2	581918	L= 292
				08/98→ 01/00; Scheibenbremse; 	24.3727-1918.2	581918	L= 292
				08/98→ 01/00; Scheibenbremse; 	24.3727-1922.2	581922	L= 1.448
				08/98→ 01/00; Scheibenbremse; 	24.3727-1923.2	581923	L= 1.457
1.6 1.9 D	81 51	02/00→01/02 02/00→01/02		→ 12/01; Trommelbremse; 	24.3727-1907.2	581907	L= 1.585
				→ 12/01; Trommelbremse; 	24.3727-1908.2	581908	L= 1.603
				→ 12/01; Trommelbremse; 	24.3727-1918.2	581918	L= 292
				→ 12/01; Scheibenbremse; 	24.3727-1918.2	581918	L= 292
				→ 12/01; Scheibenbremse; 	24.3727-1922.2	581922	L= 1.448
				→ 12/01; Scheibenbremse; 	24.3727-1923.2	581923	L= 1.457
2.0 D	53	04/97→02/00		05/97→ 07/98; Trommelbremse; 	24.3727-1907.2	581907	L= 1.585
				05/97→ 07/98; Trommelbremse; 	24.3727-1908.2	581908	L= 1.603
				08/98→ 01/00; Scheibenbremse; 	24.3727-1918.2	581918	L= 292
				05/97→ 07/98; Trommelbremse; 	24.3727-1918.2	581918	L= 292
				08/98→ 01/00; Scheibenbremse; 	24.3727-1922.2	581922	L= 1.448
				08/98→ 01/00; Scheibenbremse; 	24.3727-1923.2	581923	L= 1.457
2.0 D-4D	66	09/00→01/02		→ 12/01; Scheibenbremse; 	24.3727-1918.2	581918	L= 292
				→ 12/01; Scheibenbremse; 	24.3727-1922.2	581922	L= 1.448
				→ 12/01; Scheibenbremse; 	24.3727-1923.2	581923	L= 1.457
TOYOTA - COROLLA Stufenheck (E12) 08/00→12/08							
 Radbremszylinder							
1.8	92 - 97	03/01→12/05			24.3217-1721.3	020489	ALU
					24.3217-1722.3	020490	ALU
 Bremsbackensatz							
1.8	92 - 97	03/01→12/05			03.0137-0364.2	650364	Ø 200 x 32
 Bremsbackensatz, Feststellbremse							
1.3	65	08/00→05/04		Fahrzeugproduktionsland Japan	03.0137-0459.2	650459	Ø 172 x 32
					03.0137-0464.2	650464	Ø 172 x 22 + HEB
				Fahrzeugproduktionsland Großbritannien	03.0137-0464.2	650464	Ø 172 x 22 + HEB
1.4 D-4D	66	06/04→10/06			03.0137-0464.2	650464	Ø 172 x 22 + HEB
1.4 VVT-i 1.5	71 80	10/01→10/06 11/01→07/07		→ 05/04; Fahrzeugproduktionsland Japan	03.0137-0459.2	650459	Ø 172 x 32
				→ 05/04; Fahrzeugproduktionsland Großbritannien	03.0137-0464.2	650464	Ø 172 x 22 + HEB
				06/04→	03.0137-0464.2	650464	Ø 172 x 22 + HEB
1.6 VVT-i	81	10/01→03/08		01/02→ 05/04; Fahrzeugproduktionsland Japan	03.0137-0459.2	650459	Ø 172 x 32
				08/02→ 05/04; Fahrzeugproduktionsland Großbritannien	03.0137-0464.2	650464	Ø 172 x 22 + HEB
				06/04→ 10/06	03.0137-0464.2	650464	Ø 172 x 22 + HEB
1.8	92 - 100	11/01→10/06		Fahrzeugproduktionsland Japan	03.0137-0459.2	650459	Ø 172 x 32
1.8	96	03/01→07/05		01/02→ 05/04; Fahrzeugproduktionsland Japan	03.0137-0459.2	650459	Ø 172 x 32
→							


































	kw			 	! #		
TOYOTA - COROLLA Stufenheck (_E12_) 08/00→12/08							
 Bremsbackensatz, Feststellbremse							
2.0 D-4D	66	01/02→12/06	➡	→ 05/04; Fahrzeugproduktionsland Japan		03.0137-0459.2 650459	Ø 172 x 32
			➡	→ 05/04; Fahrzeugproduktionsland Großbritannien		03.0137-0464.2 650464	Ø 172 x 22 + HEB
			➡	05/03→ 05/04; Fahrzeugproduktionsland Großbritannien		03.0137-0464.2 650464	Ø 172 x 22 + HEB
2.0 D-4D	85	06/04→07/07	➡	→ 10/06		03.0137-0464.2 650464	Ø 172 x 22 + HEB
Zubehörsatz, Feststellbremsbacken							
1.3	65	08/00→05/04	➡			03.0137-9294.2 669294	
			➡	Fahrzeugproduktionsland Großbritannien		03.0137-9294.2 669294	
			➡	Fahrzeugproduktionsland Japan		03.0137-9335.2 669335	
1.4 D-4D	66	06/04→10/06	➡			03.0137-9294.2 669294	
1.4 VVT-i 1.5	71 80	10/01→10/06 11/01→07/07	➡	→ 05/04; Fahrzeugproduktionsland Großbritannien		03.0137-9294.2 669294	
			➡	06/04→		03.0137-9294.2 669294	
			➡	→ 05/04; Fahrzeugproduktionsland Japan		03.0137-9335.2 669335	
1.6 VVT-i	81	10/01→03/08	➡	08/02→ 05/04; Fahrzeugproduktionsland Großbritannien		03.0137-9294.2 669294	
			➡	06/04→ 10/06		03.0137-9294.2 669294	
			➡	01/02→ 05/04; Fahrzeugproduktionsland Japan		03.0137-9335.2 669335	
1.8	92 - 100	11/01→10/06	➡	Fahrzeugproduktionsland Japan		03.0137-9335.2 669335	
1.8	96	03/01→07/05	➡	01/02→ 05/04; Fahrzeugproduktionsland Japan		03.0137-9335.2 669335	
2.0 D-4D	66	01/02→12/06	➡	→ 05/04; Fahrzeugproduktionsland Großbritannien		03.0137-9294.2 669294	
			➡	05/03→ 05/04; Fahrzeugproduktionsland Großbritannien		03.0137-9294.2 669294	
			➡	→ 05/04; Fahrzeugproduktionsland Japan		03.0137-9335.2 669335	
2.0 D-4D	85	06/04→07/07	➡	→ 10/06		03.0137-9294.2 669294	
 Seilzug, Feststellbremse							
1.3	65	08/00→05/04		Scheibenbremse; 		24.3727-1919.2 581919	L= 398
				Fahrzeugproduktionsland Großbritannien; Scheibenbremse; 		24.3727-1919.2 581919	L= 398
				Fahrzeugproduktionsland Japan; Scheibenbremse; 		24.3727-1919.2 581919	L= 398
				Fahrzeugproduktionsland Japan; Scheibenbremse; 		24.3727-1926.2 581926	L= 1.616
				Fahrzeugproduktionsland Japan; Scheibenbremse; 		24.3727-1927.2 581927	L= 1.688
				Scheibenbremse; 		24.3727-1928.2 581928	L= 1.637
				Fahrzeugproduktionsland Großbritannien; Scheibenbremse; 		24.3727-1928.2 581928	L= 1.637
				Scheibenbremse; 		24.3727-1929.2 581929	L= 1.698
				Fahrzeugproduktionsland Großbritannien; Scheibenbremse; 		24.3727-1929.2 581929	L= 1.698
1.4 D-4D	66	06/04→10/06		Scheibenbremse; 		24.3727-1919.2 581919	L= 398
				Scheibenbremse; 		24.3727-1928.2 581928	L= 1.637
				Scheibenbremse; 		24.3727-1929.2 581929	L= 1.698
1.4 VVT-i 1.5	71 80	10/01→10/06 11/01→07/07		06/04→; Scheibenbremse; 		24.3727-1919.2 581919	L= 398
				→ 05/04; Fahrzeugproduktionsland Japan; Scheibenbremse; 		24.3727-1919.2 581919	L= 398
				→ 05/04; Fahrzeugproduktionsland Großbritannien; Scheibenbremse; 		24.3727-1919.2 581919	L= 398
				→ 05/04; Fahrzeugproduktionsland Japan; Scheibenbremse; 		24.3727-1926.2 581926	L= 1.616
				→ 05/04; Fahrzeugproduktionsland Japan; Scheibenbremse; 		24.3727-1927.2 581927	L= 1.688
				06/04→; Scheibenbremse; 		24.3727-1928.2 581928	L= 1.637
				→ 05/04; Fahrzeugproduktionsland Großbritannien; Scheibenbremse; 		24.3727-1928.2 581928	L= 1.637
				06/04→; Scheibenbremse; 		24.3727-1929.2 581929	L= 1.698
→							

	kw				! #			
TOYOTA - COROLLA Stufenheck (_E12_) 08/00→12/08								
 Seilzug, Feststellbremse								
1.4 VVT-i 1.5	71 80	10/01→10/06 11/01→07/07		→ 05/04; Fahrzeugproduktionsland Groß Britannien; Scheibenbremse; <input type="checkbox"/>		24.3727-1929.2 581929	L= 1.698	
1.6 VVT-i	81	10/01→03/08		01/02→ 05/04; Fahrzeugproduktionsland Japan; Scheibenbremse; <input checked="" type="checkbox"/>		24.3727-1919.2 581919	L= 398	
				08/02→ 05/04; Fahrzeugproduktionsland Groß Britannien; Scheibenbremse; <input checked="" type="checkbox"/>		24.3727-1919.2 581919	L= 398	
				02/04→ 10/06; Scheibenbremse; <input checked="" type="checkbox"/>		24.3727-1919.2 581919	L= 398	
				06/04→ 10/06; Scheibenbremse; <input checked="" type="checkbox"/>		24.3727-1919.2 581919	L= 398	
				01/02→ 05/04; Fahrzeugproduktionsland Japan; Scheibenbremse; <input type="checkbox"/>		24.3727-1926.2 581926	L= 1.616	
				01/02→ 05/04; Fahrzeugproduktionsland Japan; Scheibenbremse; <input type="checkbox"/>		24.3727-1927.2 581927	L= 1.688	
				06/04→ 10/06; Scheibenbremse; <input type="checkbox"/>		24.3727-1928.2 581928	L= 1.637	
				02/04→ 10/06; Scheibenbremse; <input type="checkbox"/>		24.3727-1928.2 581928	L= 1.637	
				08/02→ 05/04; Fahrzeugproduktionsland Groß Britannien; Scheibenbremse; <input type="checkbox"/>		24.3727-1928.2 581928	L= 1.637	
				08/02→ 05/04; Fahrzeugproduktionsland Groß Britannien; Scheibenbremse; <input type="checkbox"/>		24.3727-1929.2 581929	L= 1.698	
				06/04→ 10/06; Scheibenbremse; <input type="checkbox"/>		24.3727-1929.2 581929	L= 1.698	
	02/04→ 10/06; Scheibenbremse; <input type="checkbox"/>		24.3727-1929.2 581929	L= 1.698				
1.8	92 - 100	11/01→10/06		Fahrzeugproduktionsland Japan; Scheibenbremse; <input checked="" type="checkbox"/>		24.3727-1919.2 581919	L= 398	
				Fahrzeugproduktionsland Japan; Scheibenbremse; <input type="checkbox"/>		24.3727-1926.2 581926	L= 1.616	
				Fahrzeugproduktionsland Japan; Scheibenbremse; <input type="checkbox"/>		24.3727-1927.2 581927	L= 1.688	
1.8	96	03/01→07/05		01/02→ 05/04; Fahrzeugproduktionsland Japan; Scheibenbremse; <input checked="" type="checkbox"/>		24.3727-1919.2 581919	L= 398	
				01/02→ 05/04; Fahrzeugproduktionsland Japan; Scheibenbremse; <input type="checkbox"/>		24.3727-1926.2 581926	L= 1.616	
				01/02→ 05/04; Fahrzeugproduktionsland Japan; Scheibenbremse; <input type="checkbox"/>		24.3727-1927.2 581927	L= 1.688	
2.0 D-4D	66	01/02→12/06		05/03→ 05/04; Fahrzeugproduktionsland Groß Britannien; Scheibenbremse; <input checked="" type="checkbox"/>		24.3727-1919.2 581919	L= 398	
				→ 05/04; Fahrzeugproduktionsland Japan; Scheibenbremse; <input checked="" type="checkbox"/>		24.3727-1919.2 581919	L= 398	
				→ 05/04; Fahrzeugproduktionsland Groß Britannien; Scheibenbremse; <input checked="" type="checkbox"/>		24.3727-1919.2 581919	L= 398	
				→ 05/04; Fahrzeugproduktionsland Japan; Scheibenbremse; <input type="checkbox"/>		24.3727-1926.2 581926	L= 1.616	
				→ 05/04; Fahrzeugproduktionsland Japan; Scheibenbremse; <input type="checkbox"/>		24.3727-1927.2 581927	L= 1.688	
				05/03→ 05/04; Fahrzeugproduktionsland Groß Britannien; Scheibenbremse; <input type="checkbox"/>		24.3727-1928.2 581928	L= 1.637	
				→ 05/04; Fahrzeugproduktionsland Groß Britannien; Scheibenbremse; <input type="checkbox"/>		24.3727-1928.2 581928	L= 1.637	
				05/03→ 05/04; Fahrzeugproduktionsland Groß Britannien; Scheibenbremse; <input type="checkbox"/>		24.3727-1929.2 581929	L= 1.698	
				→ 05/04; Fahrzeugproduktionsland Groß Britannien; Scheibenbremse; <input type="checkbox"/>		24.3727-1929.2 581929	L= 1.698	
2.0 D-4D	85	06/04→07/07		→ 10/06; Scheibenbremse; <input checked="" type="checkbox"/>		24.3727-1919.2 581919	L= 398	
				→ 10/06; Scheibenbremse; <input type="checkbox"/>		24.3727-1928.2 581928	L= 1.637	
				→ 10/06; Scheibenbremse; <input type="checkbox"/>		24.3727-1929.2 581929	L= 1.698	
TOYOTA - COROLLA Stufenheck (_E15_) 10/06→								
 Seilzug, Feststellbremse								
1.33 1.6	74 97	12/08→07/14 11/06→11/13		→ 05/13; Scheibenbremse; <input type="checkbox"/>		24.3727-1935.2 581935	L= 1.585	
				→ 05/13; Scheibenbremse; <input type="checkbox"/>		24.3727-1936.2 581936	L= 1.576	
1.4 D-4D	66	10/06→07/14		Scheibenbremse; → 01/07; <input type="checkbox"/>		24.3727-1957.2 581957	L= 1.886	
				Scheibenbremse; <input type="checkbox"/>		24.3727-1958.2 581958	L= 1.917	
1.4 VVT-i 1.6 Dual VVTi 1.6 VVTi 1.8	71 91 81 100	11/06→11/13 01/07→07/14 08/07→06/13 10/06→07/14		→ 12/08; Scheibenbremse; <input type="checkbox"/>		24.3727-1935.2 581935	L= 1.585	
				→ 12/08; Scheibenbremse; <input type="checkbox"/>		24.3727-1936.2 581936	L= 1.576	
1.6 VVTi 1.8	100 97 - 99	03/07→12/10 12/07→07/14		Scheibenbremse; <input type="checkbox"/>		24.3727-1935.2 581935	L= 1.585	
				Scheibenbremse; <input type="checkbox"/>		24.3727-1936.2 581936	L= 1.576	
1.8 VVTi	97	01/08→07/14						
2.0 D-4D	93	11/06→07/14		→ 05/13; Scheibenbremse; <input type="checkbox"/>		24.3727-1957.2 581957	L= 1.886	
				→ 05/13; Scheibenbremse; <input type="checkbox"/>		24.3727-1958.2 581958	L= 1.917	



















	kw					! #		
TOYOTA - COROLLA Stufenheck (_E16_) 05/12→								
 Radbremszylinder								
1.5	80	05/12→	→	<input type="checkbox"/>		24.3219-1749.3	020500	ALU
			→	<input type="checkbox"/>		24.3219-1750.3	020501	ALU
TOYOTA - COROLLA Verso (_E12_) 07/01→05/07								
 Bremsbackensatz, Feststellbremse								
1.6 VVT-i	81	08/01→05/04	→			03.0137-0459.2	650459	Ø 172 x 32
1.8 VVT-i	99	12/01→05/04						
2.0 D-4D	66	01/02→05/04						
Zubehörsatz, Feststellbremsbacken								
1.6 VVT-i	81	08/01→05/04	→			03.0137-9335.2	669335	
1.8 VVT-i	99	12/01→05/04						
2.0 D-4D	66	01/02→05/04						
 Seilzug, Feststellbremse								
1.6 VVT-i	81	08/01→05/04		Scheibenbremse; <input checked="" type="checkbox"/>		24.3727-1917.2	581917	L= 408
1.8 VVT-i	99	12/01→05/04		Scheibenbremse; <input type="checkbox"/>		24.3727-1926.2	581926	L= 1.616
2.0 D-4D	66	01/02→05/04		Scheibenbremse; <input type="checkbox"/>		24.3727-1927.2	581927	L= 1.688
TOYOTA - COROLLA Verso (ZER_ , ZZE12_ , R1_) 03/04→04/09								
 Bremsbackensatz, Feststellbremse								
1.3 VVTi	64	03/04→03/09	→	05/04→		03.0137-3020.2	653020	Ø 180 x 32 + HEB
1.6	81	04/04→03/09						
1.8	95	04/04→03/09						
2.0 D-4D	85	04/04→03/09						
2.2 D-4D	100 - 130	10/05→03/09	→			03.0137-3020.2	653020	Ø 180 x 32 + HEB
Zubehörsatz, Feststellbremsbacken								
1.3 VVTi	64	03/04→03/09	→			03.0137-9336.2	669336	
1.6	81	04/04→03/09						
1.8	95	04/04→03/09						
2.0 D-4D	85	04/04→03/09						
2.2 D-4D	100 - 130	10/05→03/09						
 Seilzug, Feststellbremse								
1.3 VVTi	64	03/04→03/09		05/04→; Scheibenbremse; <input type="checkbox"/>		24.3727-1939.2	581939	L= 1.927
1.6	81	04/04→03/09		05/04→; Scheibenbremse; <input type="checkbox"/>		24.3727-1940.2	581940	L= 1.984
1.8	95	04/04→03/09		05/04→; Scheibenbremse; <input type="checkbox"/>		24.3727-1941.2	581941	L= 276
2.0 D-4D	85	04/04→03/09		05/04→; Scheibenbremse; <input checked="" type="checkbox"/>		24.3727-1939.2	581939	L= 1.927
2.2 D-4D	100 - 130	10/05→03/09		Scheibenbremse; <input type="checkbox"/>		24.3727-1939.2	581939	L= 1.927
				Scheibenbremse; <input type="checkbox"/>		24.3727-1940.2	581940	L= 1.984
				Scheibenbremse; <input checked="" type="checkbox"/>		24.3727-1941.2	581941	L= 276
TOYOTA - DYNA 100 Pritsche/Fahrgestell (LY1_ , YY1_) 05/95→07/01								
 Bremsbackensatz								
2.4 D	54 - 58	05/95→07/01	→			03.0137-0193.2	650193	Ø 254 x 52
TOYOTA - ECHO Stufenheck (_P1_) 08/99→01/06								
 Radbremszylinder								
1.3	60 - 64	04/03→08/05	→	<input type="checkbox"/>		24.3217-1721.3	020489	ALU
1.5	78 - 81	08/99→12/05	→	<input type="checkbox"/>		24.3217-1722.3	020490	ALU
 Bremstrommel								
1.5	78 - 81	08/99→12/05	→			24.0220-0047.1	480199	Ø 233 x 41 / 201
 Bremsbackensatz								
1.5	78 - 81	08/99→12/05	→			03.0137-0364.2	650364	Ø 200 x 32
						03.0520-4317.3	694317	Ø 200 x 32 + RZ / + Zub TopKit
TOYOTA - FJ CRUISER (GSJ1_) 06/05→01/18								
 Bremsbackensatz, Feststellbremse								
4.0	178	01/06→12/11	→			03.0137-3007.2	653007	Ø 209 x 45 - HEB
4.0 4WD	178 - 203	06/05→01/18						
→								













	kw			 	! #		
TOYOTA - FJ CRUISER (GSJ1_) 06/05→01/18							
 Bremsbackensatz, Feststellbremse							
4.0 4WD	191	01/10→06/14	➔	12/10→		03.0137-3007.2 653007	Ø 209 x 45 - HEB
Zubehörsatz, Feststellbremsbacken							
4.0	178	01/06→12/11	➔			03.0137-9272.2 669272	
4.0 4WD	178 - 203	06/05→01/18					
4.0 4WD	191	01/10→06/14	➔	12/10→		03.0137-9272.2 669272	
TOYOTA - FORTUNER (_N5_, _N6_) 06/04→09/15							
 Radbremszylinder							
2.5 D-4D	75 - 106	06/04→05/15	➔		2	24.3222-1746.3 020582	ALU
2.5 D-4D 4WD	75 - 106	01/09→05/15					
2.7	118	06/04→05/15					
2.7 4WD	118	06/04→05/15					
3.0 D 4WD	120 - 126	06/04→05/15					
4.0 4WD	175	01/05→05/15					
Zubehörsatz, Bremsbacken							
2.5 D-4D	75 - 106	06/04→05/15	➔			03.0137-9345.2 669345	
2.5 D-4D 4WD	75 - 106	01/09→05/15					
2.7	118	06/04→05/15					
2.7 4WD	118	06/04→05/15					
3.0 D 4WD	120 - 126	06/04→05/15					
4.0 4WD	175	01/05→05/15					
 Bremstrommel							
2.5 D-4D	75 - 106	06/04→05/15	➔			24.0229-5003.1 480306	Ø 344,5 x 67 / 297
2.5 D-4D 4WD	75 - 106	01/09→05/15					
2.7	118	06/04→05/15					
2.7 4WD	118	06/04→05/15					
3.0 D 4WD	120 - 126	06/04→05/15					
4.0 4WD	175	01/05→05/15					
 Bremsbackensatz							
2.5 D-4D	75 - 106	06/04→05/15	➔			03.0137-0485.2 650485	Ø 295 x 62 - HEB
2.5 D-4D 4WD	75 - 106	01/09→05/15					
2.7	118	06/04→05/15					
2.7 4WD	118	06/04→05/15					
3.0 D 4WD	120 - 126	06/04→05/15					
4.0 4WD	175	01/05→05/15					
TOYOTA - FORTUNER (_N15_, _N16_) 05/15→							
 Radbremszylinder							
2.7	120 - 122	05/15→	➔		2	24.3222-1746.3 020582	ALU
2.7 4x4	120 - 122	05/15→					
2.8 D	130	05/15→					
2.8 D 4x4	130	05/15→					
Zubehörsatz, Bremsbacken							
2.7	120 - 122	05/15→	➔			03.0137-9345.2 669345	
2.7 4x4	120 - 122	05/15→					
2.8 D	130	05/15→					
2.8 D 4x4	130	05/15→					
 Bremstrommel							
2.7	120 - 122	05/15→	➔			24.0229-5003.1 480306	Ø 344,5 x 67 / 297
2.7 4x4	120 - 122	05/15→					
2.8 D	130	05/15→					
2.8 D 4x4	130	05/15→					












	kW			 	! #		
TOYOTA - FORTUNER (_N15_, _N16_) 05/15→							
 Bremsbackensatz							
2.7	120	05/15→	➔			03.0137-0485.2 650485	Ø 295 x 62 - HEB
2.7 4x4	120	05/15→					
2.8 D	130	05/15→					
2.8 D 4x4	130	05/15→					
TOYOTA - GAIA (_M1_) 05/98→08/04							
 Bremsbackensatz							
2.0 VVTi	99 - 112	05/98→08/04	➔			03.0137-0398.2 650398	Ø 229 x 42 + HEB
2.0 VVTi 4WD	99 - 112	05/98→08/04					
2.2 TD	69	05/98→08/04					
TOYOTA - HARRIER (_U1_) 05/97→02/03							
 Bremsbackensatz, Feststellbremse							
2.2 4WD	103	05/97→01/03	➔			03.0137-0402.2 650402	Ø 170 x 40
2.4	118	06/00→01/03					
2.4 4WD	118	06/00→01/03					
3.0	164	03/98→01/03					
3.0 4WD	164	03/98→01/03					
TOYOTA - HARRIER (_U3_) 02/03→12/13							
 Bremsbackensatz, Feststellbremse							
2.4	118	02/03→12/13	➔	10/03→		03.0137-0400.2 650400	Ø 190 x 45
2.4 4WD	118	10/03→06/12	➔			03.0137-0400.2 650400	Ø 190 x 45
3.3 Hybrid 4WD	155	03/05→09/13					
3.5	206	04/05→12/08					
3.5 4WD	206	04/05→12/08					
TOYOTA - HIACE / COMMUTER V Bus (TRH2_, KDH2_, LH2_, GDH2_) 08/04→							
 Radbremsszylinder							
2.5 D-4D	75	09/06→	➔			24.3225-1705.3 020594	GG
2.5 D-4D 4WD	94	08/04→09/07	➔	09/06→		24.3225-1705.3 020594	GG
 Bremstrommel							
2.5 D-4D	75	09/06→	➔			24.0227-0004.1 480303	Ø 314 x 66,5 / 272
 Bremsbackensatz							
2.5 D-4D	75	09/06→	➔			03.0137-0468.2 650468	Ø 270 x 55 - HEB
2.5 D-4D 4WD	94	08/04→09/07	➔	09/06→		03.0137-0468.2 650468	Ø 270 x 55 - HEB
3.0 D	100	05/10→	➔			03.0137-0308.2 650308	Ø 295 x 51
TOYOTA - HIACE IV Bus (_H1_, _H2_) 08/95→12/12							
 Radbremsszylinder							
2.4	85	08/95→04/98	➔	→ 07/96		24.3225-1705.3 020594	GG
2.4 D	58 - 61	08/95→08/01	➔	08/96→		24.3225-1705.3 020594	GG
2.4 TD	66	08/95→08/01					
2.4 4WD	85	08/95→04/98	➔			24.3225-1705.3 020594	GG
2.4 D	55	08/95→08/01					
2.4 TD 4WD	66	08/95→08/01					
2.5 D-4D	65 - 75	08/01→12/12					
2.5 D-4D 4WD	75 - 86	11/01→12/12					
2.7	105 - 111	04/98→05/19					
2.7 4WD	106	07/98→06/05					
2.5 D-4D	86	08/06→12/12	➔	09/06→		24.3225-1705.3 020594	GG
2.7	106	07/98→12/06	➔	→ 06/06		24.3225-1705.3 020594	GG
2.7 4WD	105	04/98→08/06					
 Bremstrommel							
2.4	85	08/95→04/98	➔			24.0227-0004.1 480303	Ø 314 x 66,5 / 272
2.4 D	55 - 61	08/95→08/01					
2.4 TD	66	08/95→08/01					
2.5 D-4D	70	09/06→12/12					
2.7	105	04/98→11/01					
→							






















	kw					! #		
TOYOTA - HIACE IV Bus (__H1__, __H2__) 08/95→12/12								
 Bremstrommel								
2.5 D-4D	86	08/06→12/12	➡	09/06→		24.0227-0004.1	480303	Ø 314 x 66,5 / 272
2.7	106	07/98→12/06	➡	→ 06/06		24.0227-0004.1	480303	Ø 314 x 66,5 / 272
 Bremsbackensatz								
2.4	85	08/95→04/98	➡			03.0137-0468.2	650468	Ø 270 x 55 - HEB
2.4 4WD	85	08/95→04/98						
2.4 D	55 - 61	08/95→08/01						
2.4 TD	66	08/95→08/01						
2.4 TD 4WD	66	08/95→08/01						
2.5 D-4D	65 - 75	08/01→12/12						
2.5 D-4D 4WD	75 - 86	11/01→12/12						
2.7	105 - 111	04/98→05/19						
2.7 4WD	106	07/98→06/05						
2.5 D-4D	86	08/06→12/12	➡	09/06→		03.0137-0468.2	650468	Ø 270 x 55 - HEB
2.7	106	07/98→12/06	➡	→ 06/06		03.0137-0468.2	650468	Ø 270 x 55 - HEB
2.7 4WD	105	04/98→08/06						
TOYOTA - HIACE IV Bus (__H1__) 08/87→12/04								
 Radbremszylinder								
2.0	74	08/89→04/98	➡	08/95→		24.3225-1705.3	020594	GG
 Bremstrommel								
2.0	74	08/89→04/98	➡	08/95→		24.0227-0004.1	480303	Ø 314 x 66,5 / 272
 Bremsbackensatz								
2.0	74	08/89→04/98	➡	08/95→		03.0137-0468.2	650468	Ø 270 x 55 - HEB
TOYOTA - HIACE IV Kasten (__H1__, __H2__) 08/95→12/12								
 Radbremszylinder								
2.4	85	08/95→11/03	➡			24.3225-1705.3	020594	GG
2.4 4WD	85	08/95→04/98						
2.4 TD 4WD	66	08/95→08/01						
2.5 D-4D	65 - 86	08/01→12/12						
2.5 D-4D 4WD	65 - 86	08/01→12/12						
2.7	105	04/98→06/05						
2.7 4WD	106	07/98→06/05						
2.4	88	08/95→08/04	➡	08/96→ 04/98		24.3225-1705.3	020594	GG
			➡	→ 07/96		24.3225-1705.3	020594	GG
2.4 D	55 - 61	08/95→08/01	➡	→ 07/96		24.3225-1705.3	020594	GG
2.4 TD	66	08/95→08/01	➡	08/96→		24.3225-1705.3	020594	GG
 Bremstrommel								
2.4	85	08/95→11/03	➡			24.0227-0004.1	480303	Ø 314 x 66,5 / 272
2.4 D	55 - 61	08/95→08/01						
2.4 TD	66	08/95→08/01						
2.5 D-4D	70 - 86	09/06→12/12						
2.7	105	04/98→06/05						
2.4	88	08/95→08/04	➡	→ 04/98		24.0227-0004.1	480303	Ø 314 x 66,5 / 272
 Bremsbackensatz								
2.4	85	08/95→11/03	➡			03.0137-0468.2	650468	Ø 270 x 55 - HEB
2.4 4WD	85	08/95→04/98						
2.4 D	55 - 61	08/95→08/01						
2.4 TD	66	08/95→08/01						
2.4 TD 4WD	66	08/95→08/01						
2.5 D-4D	65 - 86	08/01→12/12						
2.5 D-4D 4WD	65 - 86	08/01→12/12						
2.7	105	04/98→06/05						
2.7 4WD	106	07/98→06/05						
2.4	88	08/95→08/04	➡	→ 04/98		03.0137-0468.2	650468	Ø 270 x 55 - HEB































	kw					! #		
TOYOTA - HIACE IV Kasten (_H1_) 08/89→02/05								
 Radbremszylinder								
2.4	85	08/89→07/98	➔			24.3225-1705.3	020594	GG
 Bremstrommel								
2.4	85	08/89→07/98	➔			24.0227-0004.1	480303	Ø 314 x 66,5 / 272
 Bremsbackensatz								
2.4	85	08/89→07/98	➔			03.0137-0468.2	650468	Ø 270 x 55 - HEB
TOYOTA - HIACE V Kasten (TRH2__, KDH2__, LH2__, GDH2__) 06/04→								
 Radbremszylinder								
2.5 D-4D	70 - 86	06/04→	➔			24.3225-1705.3	020594	GG
 Bremstrommel								
2.5 D-4D	70 - 86	06/04→	➔			24.0227-0004.1	480303	Ø 314 x 66,5 / 272
 Bremsbackensatz								
2.5 D-4D	70 - 86	06/04→	➔			03.0137-0468.2	650468	Ø 270 x 55 - HEB
TOYOTA - HIGHLANDER / KLUGER (_U2_) 06/00→12/10								
 Bremsbackensatz, Feststellbremse								
2.4	115 - 116	06/00→05/07	➔			03.0137-0402.2	650402	Ø 170 x 40
2.4 4WD	115	06/00→09/03						
3.0	164	11/00→04/07						
3.0 4WD	164	11/00→07/03						
3.3	171	08/03→05/07						
3.3 4WD	171	10/03→05/07						
3.3 Hybrid	200	03/05→12/07						
3.3 Hybrid 4WD	200	03/05→12/10						
Zubehörsatz, Feststellbremsbacken								
2.4	115	06/00→05/07	➔			03.0137-9324.2	669324	
2.4 4WD	115	06/00→09/03						
3.0	164	11/00→04/07						
3.0 4WD	164	11/00→07/03						
3.3	171	08/03→05/07						
3.3 4WD	171	10/03→05/07						
3.3 Hybrid	200	03/05→12/07						
3.3 Hybrid 4WD	200	03/05→12/10						
TOYOTA - HILUX II SUV (LN_, KZN1_, VZN1_, RN1_) 08/88→11/98								
 Radbremszylinder								
2.4 TD 4WD	92	08/88→08/97	➔	→ 07/97	2	24.3222-1740.3	020566	GG
 Bremsbackensatz								
2.4 TD 4WD	92	08/88→08/97	➔	→ 07/97		03.0137-0308.2	650308	Ø 295 x 51
TOYOTA - HILUX V Pick-up (_N_, KZN1_, VZN1_) 09/88→08/01								
 Radbremszylinder								
1.8	61	09/88→06/98	➔	→ 07/97	2	24.3222-1740.3	020566	GG
2.4 D	58 - 61	09/88→08/97						
2.4 D 4WD	58 - 61	09/88→12/97						
2.4 D	55	10/88→07/97	➔		2	24.3222-1740.3	020566	GG
2.4 i 4WD	84	01/89→07/97						
 Bremsbackensatz								
2.4 D	55	10/88→07/97	➔			03.0137-0308.2	650308	Ø 295 x 51
2.4 i 4WD	84	01/89→07/97						
2.4 D	58 - 61	09/88→08/97	➔	→ 07/97		03.0137-0308.2	650308	Ø 295 x 51
2.4 D 4WD	58 - 61	09/88→12/97						

















	kw			 	! #		
TOYOTA - HILUX VI Pick-up (_N1_) 08/94→03/06							
 Radbremszylinder							
2.4 2.4 4WD 2.4 i 4WD	107 107 103	08/97→07/05 08/00→07/05 08/97→10/05	➔	→ 07/01	2	24.3222-1730.3 020533	GG
2.4 D 2.5 D-4D	55 - 58 65	08/97→07/05 11/01→07/05	➔		2	24.3225-1705.3 020594	GG
2.4 D 3.0 D	61 65	08/97→08/01 11/97→05/05	➔	11/98→	2	24.3225-1705.3 020594	GG
			➔	→ 10/98	2	24.3225-1705.3 020594	GG
2.4 TD 2.4 TD 4WD 2.5 D-4D 4WD 2.8 D 4WD 3.4 4WD	66 66 75 65 136 - 140	08/97→07/01 08/98→01/02 11/01→07/05 08/97→07/05 01/95→07/05	➔		2	24.3222-1730.3 020533	GG
2.7 4WD	110	06/97→12/00	➔	05/98→	2	24.3225-1705.3 020594	GG
 Bremsbackensatz							
2.4 2.4 4WD 2.4 i 4WD	107 107 103	08/97→07/05 08/00→07/05 08/97→10/05	➔	→ 07/01		03.0137-0308.2 650308	Ø 295 x 51
2.4 D	55 - 61	08/97→07/05	➔	09/99→		03.0137-0193.2 650193	Ø 254 x 52
			➔	→ 08/99		03.0137-0468.2 650468	Ø 270 x 55 - HEB
2.4 TD 2.4 TD 4WD 2.5 D-4D 4WD 2.8 D 4WD 3.4 4WD	66 66 75 65 136 - 140	08/97→07/01 08/98→01/02 11/01→07/05 08/97→07/05 01/95→07/05	➔			03.0137-0308.2 650308	Ø 295 x 51
2.5 D-4D	65	11/01→07/05	➔			03.0137-0193.2 650193	Ø 254 x 52
2.7 4WD 3.0 D	110 65	06/97→12/00 11/97→05/05	➔	05/98→		03.0137-0193.2 650193	Ø 254 x 52
			➔	→ 04/98		03.0137-0468.2 650468	Ø 270 x 55 - HEB
TOYOTA - HILUX VII Pick-up (_N1_, _N2_, _N3_) 08/04→							
 Radbremszylinder							
2.5 D-4D 2.5 D-4D 4WD	106 88 - 106	01/10→05/15 06/06→05/15	➔		2	24.3222-1746.3 020582	ALU
2.5 D 4WD 2.7 3.0 D-4D 4WD	75 118 126 - 145	03/05→05/15 08/05→05/15 08/05→09/15					
3.0 D 4WD	120	03/05→05/15					
2.7 4WD 3.0 D	118 126	08/05→05/15 08/06→05/15	➔	12/07→	2	24.3222-1746.3 020582	ALU
Zubehörsatz, Bremsbacken							
2.5 D-4D	106	01/10→05/15	➔	Baumuster: KUN35		03.0137-9345.2 669345	
2.5 D-4D 4WD	88 - 106	06/06→05/15	➔			03.0137-9345.2 669345	
2.5 D 4WD 2.7 3.0 D-4D 4WD	75 118 126 - 145	03/05→05/15 08/05→05/15 08/05→09/15					
3.0 D 4WD	120	03/05→05/15					
2.7 4WD 3.0 D	118 126	08/05→05/15 08/06→05/15	➔	12/07→		03.0137-9345.2 669345	
 Bremstrommel							
2.5 D-4D 2.5 D-4D 4WD	106 88 - 106	01/10→05/15 06/06→05/15	➔			24.0229-5003.1 480306	Ø 344,5 x 67 / 297
2.5 D 4WD 2.7 3.0 D-4D 4WD	75 118 126 - 145	03/05→05/15 08/05→05/15 08/05→09/15					
3.0 D 4WD	120	03/05→05/15					
2.7 4WD 3.0 D	118 126	08/05→05/15 08/06→05/15	➔	12/07→		24.0229-5003.1 480306	Ø 344,5 x 67 / 297
 Bremsbackensatz							
2.5 D-4D 2.5 D-4D 4WD	65 - 88 94	08/05→05/15 11/04→12/05	➔			03.0137-0483.2 650483	Ø 254 x 51 - HEB
→							




















	kw					! #		
TOYOTA - HILUX VII Pick-up (_N1_, _N2_, _N3_) 08/04→								
 Bremsbackensatz								
2.5 D-4D	75	03/05→05/15	➔	06/06→		03.0137-0483.2	650483	Ø 254 x 51 - HEB
2.5 D-4D	106	01/10→05/15	➔	Baumuster: KUN15		03.0137-0483.2	650483	Ø 254 x 51 - HEB
				Baumuster: KUN35		03.0137-0485.2	650485	Ø 295 x 62 - HEB
2.5 D-4D 4WD	88 - 106	06/06→05/15	➔			03.0137-0485.2	650485	Ø 295 x 62 - HEB
2.5 D 4WD	75	03/05→05/15						
2.7	118	08/05→05/15						
3.0 D-4D 4WD	126 - 145	08/05→09/15						
3.0 D 4WD	120	03/05→05/15						
2.7 4WD	118	08/05→05/15	➔	12/07→		03.0137-0485.2	650485	Ø 295 x 62 - HEB
3.0 D	126	08/06→05/15						
TOYOTA - HILUX VIII Pick-up (_N1_) 05/15→								
 Radbremszylinder								
2.4 D	110	05/15→	➔		2	24.3222-1746.3	020582	ALU
2.4 D 4WD	110	05/15→						
2.5 D	75	05/15→						
	106							
2.5 D 4WD	75	08/15→						
2.7	121 - 122	05/15→						
2.7 4WD	118 - 121	05/15→						
2.8 D	130	05/15→						
2.8 D 4WD	130 - 150	05/15→						
2.4 D	125	10/18→	➔	Fahrzeugproduktionsland Thailand	2	24.3222-1746.3	020582	ALU
2.4 D 4WD	125	10/18→						
Zubehörsatz, Bremsbacken								
2.4 D	110 - 125	05/15→	➔	Fahrzeugproduktionsland Thailand		03.0137-9345.2	669345	
2.4 D 4WD	110 - 125	05/15→						
2.5 D	75	05/15→						
	106							
2.5 D 4WD	75	08/15→						
2.7	121 - 122	05/15→						
2.7 4WD	118 - 121	05/15→						
2.8 D	130	05/15→						
2.8 D 4WD	130	05/15→						
2.8 D 4WD	150	06/20→	➔			03.0137-9345.2	669345	
4.0	175	07/15→						
4.0 4WD	175	07/15→						
 Bremstrommel								
2.4 D	110 - 125	05/15→	➔	Fahrzeugproduktionsland Thailand		24.0229-5003.1	480306	Ø 344,5 x 67 / 297
2.4 D 4WD	110 - 125	05/15→						
2.5 D	75	05/15→						
	106							
2.5 D 4WD	75	08/15→						
2.7	121 - 122	05/15→						
2.7 4WD	118 - 121	05/15→						
2.8 D	130	05/15→						
2.8 D 4WD	130	05/15→						
2.8 D 4WD	150	06/20→	➔			24.0229-5003.1	480306	Ø 344,5 x 67 / 297
 Bremsbackensatz								
2.4 D	110 - 125	05/15→	➔	Fahrzeugproduktionsland Thailand		03.0137-0485.2	650485	Ø 295 x 62 - HEB
2.4 D 4WD	110 - 125	05/15→						
2.5 D	75	05/15→						
	106							
2.5 D 4WD	75	08/15→						
2.7	121 - 122	05/15→						
2.7 4WD	118 - 121	05/15→						
2.8 D	130	05/15→						
2.8 D 4WD	130	05/15→						
→								



















	kw			 	! #		
TOYOTA - HILUX VIII Pick-up (_N1_) 05/15→							
 Bremsbackensatz							
2.8 D 4WD 4.0 4.0 4WD	150 175 175	06/20→ 07/15→ 07/15→	➔			03.0137-0485.2 650485	Ø 295 x 62 - HEB
TOYOTA - HILUX VIII Pritsche/Fahrgestell (_N1_) 05/15→							
 Radbremsszylinder							
2.4 D 4WD	110	07/15→	➔		2	24.3222-1746.3 020582	ALU
Zubehörsatz, Bremsbacken							
2.4 D 4WD	110	07/15→	➔	Fahrzeugproduktionsland Thailand		03.0137-9345.2 669345	
 Bremstrommel							
2.4 D 4WD	110	07/15→	➔	Fahrzeugproduktionsland Thailand		24.0229-5003.1 480306	Ø 344,5 x 67 / 297
 Bremsbackensatz							
2.4 D 4WD	110	07/15→	➔	Fahrzeugproduktionsland Thailand		03.0137-0485.2 650485	Ø 295 x 62 - HEB
TOYOTA - HILUX Pritsche/Fahrgestell (_N1_, _N2_) 02/05→							
 Radbremsszylinder							
3.0 D 4WD	126	02/05→	➔	12/07→		24.3222-1746.3 020582	ALU
Zubehörsatz, Bremsbacken							
3.0 D 4WD	126	02/05→	➔	12/07→		03.0137-9345.2 669345	
 Bremstrommel							
3.0 D 4WD	126	02/05→	➔	12/07→		24.0229-5003.1 480306	Ø 344,5 x 67 / 297
 Bremsbackensatz							
3.0 D 4WD	126	02/05→	➔	12/07→		03.0137-0485.2 650485	Ø 295 x 62 - HEB
TOYOTA - HILUX Pritsche/Fahrgestell (LN_, _N1_) 08/83→08/05							
 Radbremsszylinder							
2.7	107	08/97→08/05	➔		2	24.3225-1705.3 020594	GG
 Bremsbackensatz							
2.7	107	08/97→08/05	➔	05/98→		03.0137-0193.2 650193	Ø 254 x 52
			➔	→ 04/98		03.0137-0468.2 650468	Ø 270 x 55 - HEB
TOYOTA - INNOVA / KIJANG INNOVA I (_N4_) 07/03→							
 Bremsbackensatz							
2.7	118	04/04→	➔			03.0137-0483.2 650483	Ø 254 x 51 - HEB
TOYOTA - IQ (_J1_) 11/08→12/15							
 Radbremsszylinder							
1.0 1.33 1.4 D-4D	50 72 66	01/09→12/15 01/09→12/15 01/09→12/15	➔	- ABS; <input type="checkbox"/>		24.3217-1721.3 020489	ALU
			➔	- ABS; <input type="checkbox"/>		24.3217-1722.3 020490	ALU
TOYOTA - ISIS (_M1_) 07/04→							
 Bremstrommel							
1.8 VVTi	97 - 106	07/04→08/14	➔			24.0222-8008.1 480304	Ø 271,8 x 52,1 / 230,6
 Bremsbackensatz, Feststellbremse							
2.0 VVTi 2.0 VVTi 4WD	114 - 116 114	07/04→08/14 07/04→08/14	➔			03.0137-0400.2 650400	Ø 190 x 45
TOYOTA - IST (NCP6_) 04/02→07/07							
 Radbremsszylinder							
1.3 VVTi	63	05/04→07/07	➔	<input type="checkbox"/>		24.3217-1721.3 020489	ALU
➔			➔	<input type="checkbox"/>		24.3217-1722.3 020490	ALU





















	kw					! #		
TOYOTA - IST (NCP6_) 04/02→07/07								
 Bremstrommel								
1.3 VVTi	63	05/04→07/07	➔			24.0220-0041.1	480167	Ø 242 x 41,8 / 201
 Bremsbackensatz								
1.3 VVTi	63	05/04→07/07	➔			03.0137-0364.2	650364	Ø 200 x 32
 Bremsbackensatz, Feststellbremse								
1.5 VVTi	80	05/04→07/07	➔			03.0137-0459.2	650459	Ø 172 x 32
 Seilzug, Feststellbremse								
1.3 VVTi	63	05/04→07/07		<input type="checkbox"/>		24.3727-1903.2	581903	L= 1.503
				<input type="checkbox"/>		24.3727-1909.2	581909	L= 1.543
1.5 VVTi	80	05/04→07/07		<input type="checkbox"/>		24.3727-1911.2	581911	L= 1.520
				<input type="checkbox"/>		24.3727-1912.2	581912	L= 1.481
TOYOTA - LAND CRUISER (_J7_) 03/84→								
 Bremsbackensatz, Feststellbremse								
4.2 TDi 4x4	150	09/01→06/06	➔			03.0137-3008.2	653008	Ø 230 x 45 - HEB
TOYOTA - LAND CRUISER 100 (_J1_) 01/98→07/08								
 Bremsbackensatz, Feststellbremse								
4.2 D	96	03/98→08/07	➔			03.0137-3008.2	653008	Ø 230 x 45 - HEB
4.2 TD	150	01/98→08/07						
4.7	173	01/98→08/07						
4.7	175	02/02→08/07	➔	05/02→		03.0137-3008.2	653008	Ø 230 x 45 - HEB
TOYOTA - LAND CRUISER 200 (_J2_) 08/07→								
 Bremsbackensatz, Feststellbremse								
4.0	176	01/10→	➔			03.0137-3007.2	653007	Ø 209 x 45 - HEB
4.6 V8	227	09/10→						
Zubehörsatz, Feststellbremsbacken								
4.0	176	01/10→	➔			03.0137-9272.2	669272	
4.6 V8	227	09/10→						
TOYOTA - LAND CRUISER 90 (_J9_) 04/95→								
 Bremsbackensatz, Feststellbremse								
2.7	110	06/95→08/02	➔	04/96→ 07/00		03.0137-3007.2	653007	Ø 209 x 45 - HEB
3.0 D-4D	125	02/00→08/02	➔			03.0137-3007.2	653007	Ø 209 x 45 - HEB
3.0 D-4D 4WD	120	08/00→08/02						
3.0 TD	92	04/96→12/02	➔	→ 07/00		03.0137-3007.2	653007	Ø 209 x 45 - HEB
3.0 TD	103	04/95→07/00	➔	04/96→		03.0137-3007.2	653007	Ø 209 x 45 - HEB
3.4 i 24V	131	03/96→08/02						
Zubehörsatz, Feststellbremsbacken								
2.7	110	06/95→08/02	➔	04/96→ 07/00		03.0137-9272.2	669272	
3.0 D-4D	125	02/00→08/02	➔			03.0137-9272.2	669272	
3.0 D-4D 4WD	120	08/00→08/02						
3.0 TD	92	04/96→12/02	➔	→ 07/00		03.0137-9272.2	669272	
3.0 TD	103	04/95→07/00	➔	04/96→		03.0137-9272.2	669272	
3.4 i 24V	131	03/96→08/02						
TOYOTA - LAND CRUISER Pick-up (_J7_) 11/84→								
 Bremsbackensatz, Feststellbremse								
4.2 D 4x4	100	03/07→	➔			03.0137-3008.2	653008	Ø 230 x 45 - HEB
TOYOTA - LAND CRUISER PRADO (_J12_) 09/02→12/10								
 Bremsbackensatz, Feststellbremse								
2.7	112 - 120	09/02→02/10	➔			03.0137-3007.2	653007	Ø 209 x 45 - HEB
3.0 D	96 - 98	02/03→07/09						
3.0 D-4D	150	08/06→07/09						
3.4	136	09/02→07/05						
4.0	183 - 203	12/02→12/10						
4.0 V6 VVT-i	207	01/03→07/09						
→								














	kw			 	! #		
TOYOTA - LAND CRUISER PRADO (_J12_) 09/02→12/10							
 Bremsbackensatz, Feststellbremse							
3.0 D 3.0 D-4D	70 92 - 120	09/02→02/10 09/02→08/09	➔	01/03→		03.0137-3007.2 653007	Ø 209 x 45 - HEB
3.0 D-4D	127	09/02→12/10	➔	11/06→		03.0137-3007.2 653007	Ø 209 x 45 - HEB
3.0 D-4D	122	07/04→08/09	➔	01/05→ 10/06		03.0137-3007.2 653007	Ø 209 x 45 - HEB
Zubehörsatz, Feststellbremsbacken							
2.7 3.0 D 3.0 D-4D 3.4 4.0 4.0 V6 VVT-i	112 - 120 96 - 98 150 136 183 - 203 207	09/02→02/10 02/03→07/09 08/06→07/09 09/02→07/05 12/02→12/10 01/03→07/09	➔			03.0137-9272.2 669272	
3.0 D 3.0 D-4D	70 92 - 120	09/02→02/10 09/02→08/09	➔	01/03→		03.0137-9272.2 669272	
3.0 D-4D	127	09/02→12/10	➔	11/06→		03.0137-9272.2 669272	
3.0 D-4D	122	07/04→08/09	➔	01/05→ 10/06		03.0137-9272.2 669272	
 Seilzug, Feststellbremse							
2.7 3.4 4.0	112 - 120 136 179 - 203	09/02→02/10 09/02→07/05 09/02→08/10		<input type="checkbox"/>		24.3727-1974.2 581974	L= 2.055
3.0 D 3.0 D-4D	70 - 98 92 - 127	09/02→02/10 09/02→12/10		für verkürzten Radstand; <input type="checkbox"/>		24.3727-1970.2 581970	L= 1.880
				für verkürzten Radstand; <input type="checkbox"/>		24.3727-1971.2 581971	L= 1.880
				für verlängerten Radstand; <input type="checkbox"/>		24.3727-1974.2 581974	L= 2.055
3.0 D-4D	150	08/06→07/09		<input type="checkbox"/>		24.3727-1974.2 581974	L= 2.055
4.0	183	12/02→12/10		Baumuster: GRJ125; <input type="checkbox"/>		24.3727-1970.2 581970	L= 1.880
				Baumuster: GRJ125; <input type="checkbox"/>		24.3727-1971.2 581971	L= 1.880
				Baumuster: GRJ120; <input type="checkbox"/>		24.3727-1974.2 581974	L= 2.055
4.0 V6 VVT-i	207	01/03→07/09		<input type="checkbox"/>		24.3727-1970.2 581970	L= 1.880
				<input type="checkbox"/>		24.3727-1971.2 581971	L= 1.880
TOYOTA - LAND CRUISER PRADO (_J15_) 07/09→							
 Bremsbackensatz, Feststellbremse							
2.7 4.0 V6 Dual VVTi 4.0 V6 VVT-i 4.0 V6 VVTi	120 205 207 202	08/09→ 08/09→ 08/09→ 08/09→	➔	01/10→		03.0137-3007.2 653007	Ø 209 x 45 - HEB
2.8 D-4D 3.0 D 3.0 D-4D 3.0 TDi 3.5 4.0 V6 VVTi	130 - 150 70 140 120 206 183 - 203	06/15→ 07/09→ 08/09→ 08/09→ 09/15→ 01/10→	➔			03.0137-3007.2 653007	Ø 209 x 45 - HEB
3.0 D-4D	127	08/09→	➔	03/10→		03.0137-3007.2 653007	Ø 209 x 45 - HEB
Zubehörsatz, Feststellbremsbacken							
2.7 4.0 V6 Dual VVTi 4.0 V6 VVT-i 4.0 V6 VVTi	120 205 207 202	08/09→ 08/09→ 08/09→ 08/09→	➔	01/10→		03.0137-9272.2 669272	
2.8 D-4D 3.0 D 3.0 D-4D 3.0 TDi 3.5 4.0 V6 VVTi	130 - 150 70 140 120 206 183 - 203	06/15→ 07/09→ 08/09→ 08/09→ 09/15→ 01/10→	➔			03.0137-9272.2 669272	
3.0 D-4D	127	08/09→	➔	03/10→		03.0137-9272.2 669272	
 Seilzug, Feststellbremse							
2.7 2.8 D-4D 3.0 D-4D	120 150 140	08/09→ 07/20→ 08/09→		<input type="checkbox"/>		24.3727-1970.2 581970	L= 1.880
→							



























	kW					! #		
TOYOTA - LAND CRUISER PRADO (_J15_) 07/09→								
 Seilzug, Feststellbremse								
2.8 D-4D	147	10/18→			für verkürzten Radstand; <input type="checkbox"/>		24.3727-1970.2 581970	L= 1.880
3.0 D-4D	127	08/09→			<input type="checkbox"/>		24.3727-1970.2 581970	L= 1.880
					<input type="checkbox"/>		24.3727-1971.2 581971	L= 1.880
TOYOTA - LAND CRUISER VAN (_J15_) 01/11→								
 Bremsbackensatz, Feststellbremse								
3.0 D4d 4WD	140	01/11→	➔				03.0137-3007.2 653007	Ø 209 x 45 - HEB
Zubehörsatz, Feststellbremsbacken								
3.0 D4d 4WD	140	01/11→	➔				03.0137-9272.2 669272	
TOYOTA - MARK II IX Stufenheck (_X11_) 10/00→11/04								
 Bremsbackensatz, Feststellbremse								
2.0	118	10/00→11/04	➔				03.0137-0400.2 650400	Ø 190 x 45
2.5	147 - 206	10/00→11/04						
TOYOTA - MARK X ZIO I (_A1_) 09/07→								
 Bremsbackensatz, Feststellbremse								
2.4	120	09/07→	➔				03.0137-3012.2 653012	Ø 172 x 32 - HEB
2.4 4WD	120	09/07→						
3.5	206	09/07→						
TOYOTA - MATRIX (_E13_) 01/02→12/07								
 Bremsbackensatz, Feststellbremse								
1.8	122 - 134	01/02→12/06	➔				03.0137-0459.2 650459	Ø 172 x 32
1.8 VVTi	97	09/02→12/05						
1.8	91	01/02→12/07	➔	02/02→			03.0137-0459.2 650459	Ø 172 x 32
1.8 4WD	91	01/02→02/04						
1.8 VVTi	96	01/02→02/04						
Zubehörsatz, Feststellbremsbacken								
1.8	122 - 134	01/02→12/06	➔				03.0137-9335.2 669335	
1.8 VVTi	97	09/02→12/05						
1.8	91	01/02→12/07	➔	02/02→			03.0137-9335.2 669335	
1.8 4WD	91	01/02→02/04						
1.8 VVTi	96	01/02→02/04						
 Seilzug, Feststellbremse								
1.8	122 - 134	01/02→12/06		<input type="checkbox"/>			24.3727-1917.2 581917	L= 408
1.8 VVTi	97	09/02→12/05		<input type="checkbox"/>			24.3727-1926.2 581926	L= 1.616
				<input type="checkbox"/>			24.3727-1927.2 581927	L= 1.688
1.8	91	01/02→12/07		02/02→; <input type="checkbox"/>			24.3727-1917.2 581917	L= 408
1.8 4WD	91	01/02→02/04		02/02→; <input type="checkbox"/>			24.3727-1926.2 581926	L= 1.616
1.8 VVTi	96	01/02→02/04		02/02→; <input type="checkbox"/>			24.3727-1927.2 581927	L= 1.688
TOYOTA - NADIA (SXN1_) 04/98→08/03								
 Bremsbackensatz								
2.0	100 - 107	04/98→08/03	➔				03.0137-0398.2 650398	Ø 229 x 42 + HEB
2.0 4WD	107	04/98→08/03						
TOYOTA - NOAH/VOXY (_R6_) 11/01→06/07								
 Bremstrommel								
2.0	112 - 114	11/01→06/07	➔				24.0222-8008.1 480304	Ø 271,8 x 52,1 / 230,6
2.0 4WD	112 - 114	12/01→06/07						
TOYOTA - NOAH/VOXY (_R7_) 06/07→12/13								
 Bremsbackensatz, Feststellbremse								
2.0	103	06/07→12/13	➔				03.0137-0400.2 650400	Ø 190 x 45
2.0 4WD	103	06/07→12/13						


























	kw					! #		
TOYOTA - OPA (ZCT1_, ACT1_) 04/00→04/05								
 Radbremszylinder								
1.8	97 - 100	04/00→08/03	➔	<input type="checkbox"/>		24.3219-1729.3	020446	GG
			➔	<input type="checkbox"/>		24.3219-1730.3	020447	GG
 Bremsbackensatz								
1.8	97 - 100	04/00→08/03	➔			03.0137-0364.2	650364	Ø 200 x 32
 Bremsbackensatz, Feststellbremse								
1.8	97 - 100	04/00→08/03	➔			03.0137-0459.2	650459	Ø 172 x 32
1.8 4WD	92	04/00→08/03						
2.0	112	08/00→04/05						
TOYOTA - PASEO Cabriolet (_L5_) 10/96→01/98								
 Radbremszylinder								
1.5	66 - 81	10/96→01/98	➔	<input type="checkbox"/>		24.3217-1734.3	020560	ALU
Zubehörsatz, Bremsbacken								
1.5	66 - 81	10/96→01/98	➔			03.0137-9080.2	669080	
 Bremsbackensatz								
1.5	66 - 81	10/96→01/98	➔			03.0137-0257.2	650257	Ø 180 x 28
TOYOTA - PASEO Coupe (_L5_) 08/95→12/99								
 Radbremszylinder								
1.3	65	08/95→06/99	➔	<input type="checkbox"/>		24.3217-1734.3	020560	ALU
1.5	66 - 85	08/95→06/99						
Zubehörsatz, Bremsbacken								
1.5	66	08/95→06/99	➔			03.0137-9080.2	669080	
 Bremsbackensatz								
1.3	65	08/95→06/99	➔			03.0137-0257.2	650257	Ø 180 x 28
1.5	66 - 85	08/95→06/99						
TOYOTA - PICNIC (_XM1_) 05/96→12/01								
 Bremsbackensatz								
2.0	90 - 100	05/96→12/01	➔			03.0137-0398.2	650398	Ø 229 x 42 + HEB
2.0 16V	94	08/96→09/00						
2.0 4WD	99	09/96→05/01						
2.2 D	66	08/97→12/01	➔	09/97→		03.0137-0398.2	650398	Ø 229 x 42 + HEB
TOYOTA - PLATZ (NCP1_, SCP1_) 04/99→10/05								
 Radbremszylinder								
1.0	50	04/99→08/05	➔	<input type="checkbox"/>		24.3217-1721.3	020489	ALU
			➔	<input type="checkbox"/>		24.3217-1722.3	020490	ALU
 Bremstrommel								
1.0	50	04/99→08/05	➔			24.0220-0041.1	480167	Ø 242 x 41,8 / 201
TOYOTA - PORTE I (_NNP1_) 07/04→07/12								
 Bremsbackensatz								
1.3 VVTi	64	07/04→07/12	➔			03.0137-0364.2	650364	Ø 200 x 32
1.5 4WD	77	07/04→07/12						
1.5 VVTi	81	07/04→07/12						
TOYOTA - PREMIO (_T24_) 12/01→06/07								
 Bremsbackensatz								
1.5	80	12/01→05/07	➔			03.0137-0364.2	650364	Ø 200 x 32
1.8	97	12/01→06/07						


















	kw			 	! #		
TOYOTA - PREVIA I (_R1_, _R2_) 01/90→08/00							
 Bremsbackensatz							
2.4 4WD	97 - 118	01/90→08/00	➔	- ABS		03.0137-0193.2 650193	Ø 254 x 52
 Bremsbackensatz, Feststellbremse							
2.4	97 - 118	05/90→08/00	➔	+ ABS		03.0137-0400.2 650400	Ø 190 x 45
2.4 4WD	97 - 118	01/90→08/00					
Zubehörsatz, Feststellbremsbacken							
2.4	97 - 118	05/90→08/00	➔	+ ABS		03.0137-9272.2 669272	
2.4 4WD	97 - 118	01/90→08/00					
TOYOTA - PREVIA II (_R3_) 02/00→02/06							
 Bremsbackensatz, Feststellbremse							
2.0 D-4D	85	03/01→01/06	➔	→ 12/05		03.0137-0400.2 650400	Ø 190 x 45
2.4	115 - 125	02/00→02/06					
3.0	162	08/00→12/05	➔			03.0137-0400.2 650400	Ø 190 x 45
3.0 4WD	162	02/00→12/05					
Zubehörsatz, Feststellbremsbacken							
2.0 D-4D	85	03/01→01/06	➔	→ 12/05		03.0137-9272.2 669272	
2.4	115 - 125	02/00→02/06					
TOYOTA - PRIUS Liftback (_W2_) 09/03→12/09							
 Radbremsszylinder							
1.5 Hybrid	57 - 107	09/03→12/09	➔	<input type="checkbox"/>		24.3219-1749.3 020500	ALU
			➔	<input type="checkbox"/>		24.3219-1750.3 020501	ALU
 Bremsbackensatz							
1.5 Hybrid	107	09/03→03/09	➔	→ 04/08		03.0137-0364.2 650364	Ø 200 x 32
1.5 Hybrid	57	09/03→12/09	➔			03.0137-0364.2 650364	Ø 200 x 32
 Bremsbackensatz, Feststellbremse							
1.5 Hybrid	57 - 107	09/03→12/09	➔			03.0137-0459.2 650459	Ø 172 x 32
Zubehörsatz, Feststellbremsbacken							
1.5 Hybrid	57 - 107	09/03→12/09	➔			03.0137-9335.2 669335	
 Seilzug, Feststellbremse							
1.5 Hybrid	57 - 107	09/03→12/09		Scheibenbremse; <input type="checkbox"/>		24.3727-1948.2 581948	L= 1.775
				Scheibenbremse; <input type="checkbox"/>		24.3727-1949.2 581949	L= 1.715
TOYOTA - PRIUS PLUS (_W4_) 05/11→							
 Bremsbackensatz, Feststellbremse							
1.8 Hybrid	73	05/11→	➔			03.0137-3050.2 653050	Ø 180 x 37 - HEB
TOYOTA - PRIUS PLUS VAN (_W4_) 05/11→							
 Bremsbackensatz, Feststellbremse							
1.8 Hybrid	73	11/14→	➔			03.0137-3050.2 653050	Ø 180 x 37 - HEB
TOYOTA - PRIUS Stufenheck (_W1_) 05/00→01/04							
 Bremsbackensatz, Feststellbremse							
1.5 Hybrid	85	09/00→12/03	➔			03.0137-0459.2 650459	Ø 172 x 32
Zubehörsatz, Feststellbremsbacken							
1.5 Hybrid	85	09/00→12/03	➔			03.0137-9335.2 669335	
TOYOTA - PROACE Kasten (MDX_) 06/13→03/16							
 Radbremsszylinder							
1.6 D	66	06/13→03/16	➔			24.3222-1726.3 020518	TRW ALU
→							


















	kw					! #		
TOYOTA - PROACE Kasten (MDX_) 06/13→03/16								
 Radbremsszylinder								
2.0 D	94	06/13→03/16	➔			24.3222-1726.3	020518	TRW ALU
2.0 D 4x4	120 94	06/13→03/16						
Zubehörsatz, Bremsbacken								
1.6 D	66	06/13→03/16	➔			03.0137-9291.2	669291	
2.0 D	94 - 120	06/13→03/16						
2.0 D 4x4	94	06/13→03/16						
 Bremsbackensatz								
1.6 D	66	06/13→03/16	➔			03.0137-0334.2	650334	TRW Ø 254 x 57 + HEB
2.0 D	94 - 120	06/13→03/16				03.0520-7122.3	697122	TRW Ø 254 x 57 + RZ / + Zub TopKit
2.0 D 4x4	94	06/13→03/16						
TOYOTA - RAUM Großraumlimousine (EXZ1_) 05/97→04/03								
 Radbremsszylinder								
1.5	69	08/97→04/03	➔	<input type="checkbox"/>		24.3217-1734.3	020560	ALU
 Bremsbackensatz								
1.5	69	08/97→04/03	➔	→ 12/97		03.0137-0221.2	650221	Ø 200 x 37
TOYOTA - RAUM Großraumlimousine (NCZ2_) 05/03→								
 Radbremsszylinder								
1.5	80	05/03→10/11	➔	<input type="checkbox"/>		24.3219-1749.3	020500	ALU
1.5 4WD	77	05/03→10/11	➔	<input type="checkbox"/>		24.3219-1750.3	020501	ALU
 Bremstrommel								
1.5	80	05/03→10/11	➔			24.0220-0041.1	480167	Ø 242 x 41,8 / 201
1.5 4WD	77	05/03→10/11	➔					
 Bremsbackensatz								
1.5	80	05/03→10/11	➔			03.0137-0364.2	650364	Ø 200 x 32
1.5 4WD	77	05/03→10/11	➔					
TOYOTA - RAV 4 I (_A1_) 01/94→12/03								
 Radbremsszylinder								
2.0	95	09/97→09/00	➔		2	24.3217-1728.3	020534	GG
2.0 4WD	94 - 95	06/94→06/00						
2.0 4WD	99	01/94→09/99	➔	04/94→	2	24.3217-1728.3	020534	GG
 Bremstrommel								
2.0	95	09/97→09/00	➔			24.0222-8008.1	480304	Ø 271,8 x 52,1 / 230,6
2.0 4WD	94 - 95	06/94→06/00						
2.0 4WD	99	01/94→09/99	➔	04/94→		24.0222-8008.1	480304	Ø 271,8 x 52,1 / 230,6
 Bremsbackensatz								
2.0	95	09/97→09/00	➔			03.0137-0318.2	650318	Ø 229 x 41
2.0 4WD	94 - 95	06/94→06/00						
2.0 4WD	99	01/94→09/99	➔	04/94→		03.0137-0318.2	650318	Ø 229 x 41
 Seilzug, Feststellbremse								
2.0	95	09/97→09/00		Trommelbremse; <input type="checkbox"/>		24.3727-1945.2	581945	L= 1.345
2.0 4WD	94 - 95	06/94→06/00		Trommelbremse; <input type="checkbox"/>		24.3727-1946.2	581946	L= 1.340
2.0 4WD	99	01/94→09/99		04/94→; Trommelbremse; <input type="checkbox"/>		24.3727-1945.2	581945	L= 1.345
				04/94→; Trommelbremse; <input type="checkbox"/>		24.3727-1946.2	581946	L= 1.340
TOYOTA - RAV 4 I Cabrio (_A1_) 12/97→06/00								
 Radbremsszylinder								
2.0 4WD	94	12/97→06/00	➔		2	24.3217-1728.3	020534	GG
 Bremstrommel								
2.0 4WD →	94	12/97→06/00	➔			24.0222-8008.1	480304	Ø 271,8 x 52,1 / 230,6














	kw					! #		
TOYOTA - RAV 4 I Cabrio (A1) 12/97→06/00								
 Bremsbackensatz								
2.0 4WD	94	12/97→06/00	➔				03.0137-0318.2 650318	Ø 229 x 41
 Seilzug, Feststellbremse								
2.0 4WD	94	12/97→06/00		Trommelbremse; <input type="checkbox"/>		24.3727-1945.2 581945		L= 1.345
				Trommelbremse; <input type="checkbox"/>		24.3727-1946.2 581946		L= 1.340
TOYOTA - RAV 4 II (A2) 05/00→11/05								
 Bremstrommel								
1.8	92	08/00→11/05	➔	02/01→; - ABS		24.0222-8008.1 480304		Ø 271,8 x 52,1 / 230,6
2.0	110	09/00→12/03	➔	- ABS		24.0222-8008.1 480304		Ø 271,8 x 52,1 / 230,6
2.0 4WD	110	05/00→11/05						
2.4	120	08/00→11/05						
2.4 4WD	112	08/03→11/05						
2.0 D 4WD	85	05/01→11/05	➔	09/01→; - ABS		24.0222-8008.1 480304		Ø 271,8 x 52,1 / 230,6
 Bremsbackensatz								
1.8	92	08/00→11/05	➔	02/01→ 07/02; - ABS		03.0137-0318.2 650318		Ø 229 x 41
			➔	08/02→; - ABS		03.0137-0448.2 650448		Ø 228 x 42 - HEB
2.0	110	09/00→12/03	➔	→ 07/02; - ABS		03.0137-0318.2 650318		Ø 229 x 41
2.0 4WD	110	05/00→11/05	➔	08/02→; - ABS		03.0137-0448.2 650448		Ø 228 x 42 - HEB
2.0 D 4WD	85	05/01→11/05	➔	09/01→ 07/02; - ABS		03.0137-0318.2 650318		Ø 229 x 41
			➔	08/02→; - ABS		03.0137-0448.2 650448		Ø 228 x 42 - HEB
2.4	120	08/00→11/05	➔	- ABS		03.0137-0448.2 650448		Ø 228 x 42 - HEB
2.4 4WD	112	08/03→11/05						
 Bremsbackensatz, Feststellbremse								
1.8	92	08/00→11/05	➔	02/01→; + ABS		03.0137-0400.2 650400		Ø 190 x 45
2.0	110	09/00→12/03	➔	+ ABS		03.0137-0400.2 650400		Ø 190 x 45
2.0 4WD	110	05/00→11/05						
2.4	120	08/00→11/05						
2.4 4WD	112	08/03→11/05						
2.0 D 4WD	85	05/01→11/05	➔	09/01→; + ABS		03.0137-0400.2 650400		Ø 190 x 45
Zubehörsatz, Feststellbremsbacken								
1.8	92	08/00→11/05	➔	02/01→; + ABS		03.0137-9272.2 669272		
2.0	110	09/00→12/03	➔	+ ABS		03.0137-9272.2 669272		
2.0 4WD	110	05/00→11/05						
2.4	120	08/00→11/05						
2.4 4WD	112	08/03→11/05						
2.0 D 4WD	85	05/01→11/05	➔	09/01→; + ABS		03.0137-9272.2 669272		
 Seilzug, Feststellbremse								
1.8	92	08/00→11/05		02/01→; - ABS; Trommelbremse; <input checked="" type="checkbox"/>		24.3727-1917.2 581917		L= 408
				02/01→; + ABS; Scheibenbremse; <input checked="" type="checkbox"/>		24.3727-1917.2 581917		L= 408
				02/01→; - ABS; Trommelbremse; <input type="checkbox"/>		24.3727-1924.2 581924		L= 1.307
				02/01→; - ABS; Trommelbremse; <input type="checkbox"/>		24.3727-1925.2 581925		L= 1.307
				02/01→; + ABS; Scheibenbremse; <input type="checkbox"/>		24.3727-1947.2 581947		L= 1.425
				02/01→; + ABS; Scheibenbremse; <input type="checkbox"/>		24.3727-1963.2 581963		L= 1.425
2.0	110	09/00→12/03		+ ABS; Scheibenbremse; <input checked="" type="checkbox"/>		24.3727-1917.2 581917		L= 408
2.0 4WD	110	05/00→11/05		- ABS; Trommelbremse; <input checked="" type="checkbox"/>		24.3727-1917.2 581917		L= 408
2.4	120	08/00→11/05		- ABS; Trommelbremse; <input type="checkbox"/>		24.3727-1924.2 581924		L= 1.307
2.4 4WD	112	08/03→11/05		- ABS; Trommelbremse; <input type="checkbox"/>		24.3727-1925.2 581925		L= 1.307
				+ ABS; Scheibenbremse; <input type="checkbox"/>		24.3727-1947.2 581947		L= 1.425
				+ ABS; Scheibenbremse; <input type="checkbox"/>		24.3727-1963.2 581963		L= 1.425
2.0 D 4WD	85	05/01→11/05		09/01→; - ABS; Trommelbremse; <input checked="" type="checkbox"/>		24.3727-1917.2 581917		L= 408
				09/01→; + ABS; Scheibenbremse; <input checked="" type="checkbox"/>		24.3727-1917.2 581917		L= 408
				09/01→; - ABS; Trommelbremse; <input type="checkbox"/>		24.3727-1924.2 581924		L= 1.307
				09/01→; - ABS; Trommelbremse; <input type="checkbox"/>		24.3727-1925.2 581925		L= 1.307
				09/01→; + ABS; Scheibenbremse; <input type="checkbox"/>		24.3727-1947.2 581947		L= 1.425
				09/01→; + ABS; Scheibenbremse; <input type="checkbox"/>		24.3727-1963.2 581963		L= 1.425











	kw			 	! #		
TOYOTA - RAV 4 III (_A3_) 06/05→08/14							
 Bremsbackensatz, Feststellbremse							
2.0	109 - 116	12/08→06/13	➔			03.0137-3012.2 653012	Ø 172 x 32 - HEB
2.0 4WD	109 - 116	02/06→06/13					
2.2 D	110	12/08→06/13					
2.2 D 4WD	98 - 130	11/05→06/13					
2.4	125	11/05→12/13					
2.4 4WD	125	11/05→06/13					
2.5	132	11/08→06/13					
2.5 4WD	132	11/08→06/13					
3.5 4WD	198 - 206	11/05→12/12					
Zubehörsatz, Feststellbremsbacken							
2.0	109 - 116	12/08→06/13	➔			03.0137-9335.2 669335	
2.0 4WD	109 - 116	02/06→06/13					
2.2 D	110	12/08→06/13					
2.2 D 4WD	98 - 130	11/05→06/13					
2.4	125	11/05→12/13					
2.4 4WD	125	11/05→06/13					
2.5	132	11/08→06/13					
2.5 4WD	132	11/08→06/13					
3.5 4WD	198 - 206	11/05→12/12					
 Seilzug, Feststellbremse							
2.0	109 - 116	12/08→06/13		Scheibenbremse; → 03/11; 		24.3727-1956.2 581956	L= 320
2.0 4WD	109 - 116	02/06→06/13		Scheibenbremse; → 11/09; 		24.3727-1964.2 581964	L= 1.882
2.2 D	110	12/08→06/13		Scheibenbremse; → 11/09; 		24.3727-1965.2 581965	L= 1.841
2.2 D 4WD	100 - 130	02/06→06/13		12/09→; Scheibenbremse; 		24.3727-1972.2 581972	L= 1.855
				12/09→; Scheibenbremse; 		24.3727-1973.2 581973	L= 1.908
2.2 D 4WD	98	11/05→12/10		Scheibenbremse; 		24.3727-1956.2 581956	L= 320
				Scheibenbremse; → 11/09; 		24.3727-1964.2 581964	L= 1.882
				Scheibenbremse; → 11/09; 		24.3727-1965.2 581965	L= 1.841
				12/09→; Scheibenbremse; 		24.3727-1972.2 581972	L= 1.855
				12/09→; Scheibenbremse; 		24.3727-1973.2 581973	L= 1.908
2.4	125	11/05→12/13		10/07→; Scheibenbremse; 		24.3727-1956.2 581956	L= 320
2.4 4WD	125	11/05→06/13		→ 09/07; Scheibenbremse; 		24.3727-1956.2 581956	L= 320
2.5	132	11/08→06/13		Scheibenbremse; 		24.3727-1956.2 581956	L= 320
2.5 4WD	132	11/08→06/13		Scheibenbremse; 		24.3727-1964.2 581964	L= 1.882
				Scheibenbremse; 		24.3727-1965.2 581965	L= 1.841
3.5 4WD	198 - 206	11/05→12/12		Scheibenbremse; 		24.3727-1956.2 581956	L= 320
TOYOTA - RAV 4 IV (_A4_) 12/12→							
 Bremsbackensatz, Feststellbremse							
2.0	105 - 107	12/12→	➔			03.0137-3012.2 653012	Ø 172 x 32 - HEB
2.0 4WD	107 - 112	12/12→					
2.0 D	105	10/15→11/18					
2.2 D 4WD	110 - 130	12/12→					
2.5	131 - 132	12/12→12/18					
2.5 4WD	131 - 132	12/12→					
2.5 Hybrid	145	11/15→11/18					
Zubehörsatz, Feststellbremsbacken							
2.0	105 - 107	12/12→	➔			03.0137-9335.2 669335	
2.0 4WD	107 - 112	12/12→					
2.0 D	105	10/15→11/18					
2.2 D 4WD	110 - 130	12/12→					
2.5	131 - 132	12/12→12/18					
2.5 4WD	131 - 132	12/12→					
→							










	kw					! #		
TOYOTA - RAV 4 IV (_A4_) 12/12→								
Zubehörsatz, Feststellbremsbacken								
2.5 Hybrid	145	11/15→11/18	➔				03.0137-9335.2 669335	
 Seilzug, Feststellbremse								
2.0	107	12/12→			Scheibenbremse; 		24.3727-1956.2 581956	L= 320
2.0 4WD	111	12/12→			Scheibenbremse; 		24.3727-1964.2 581964	L= 1.882
2.2 D 4WD	110	12/12→			Scheibenbremse; 		24.3727-1965.2 581965	L= 1.841
2.5	131 - 132	12/12→12/18			Scheibenbremse; 		24.3727-1956.2 581956	L= 320
2.5 4WD	131 - 132	12/12→						
TOYOTA - RAV 4 IV VAN (_A4_) 12/12→								
 Bremsbackensatz, Feststellbremse								
2.0 D4d	105	10/15→11/18	➔				03.0137-3012.2 653012	Ø 172 x 32 - HEB
2.0 VVTi 4WD	111 - 112	12/12→11/18						
2.2 D4d 4WD	110	12/12→11/18						
Zubehörsatz, Feststellbremsbacken								
2.0 D4d	105	10/15→11/18	➔				03.0137-9335.2 669335	
2.0 VVTi 4WD	111 - 112	12/12→11/18						
2.2 D4d 4WD	110	12/12→11/18						
 Seilzug, Feststellbremse								
2.0 VVTi 4WD	111	12/12→11/18			Scheibenbremse; 		24.3727-1956.2 581956	L= 320
2.2 D4d 4WD	110	12/12→11/18			Scheibenbremse; 		24.3727-1964.2 581964	L= 1.882
					Scheibenbremse; 		24.3727-1965.2 581965	L= 1.841
TOYOTA - SEQUOIA (_K3_, _K4_) 05/00→10/07								
 Bremsbackensatz, Feststellbremse								
4.7	175 - 201	09/00→10/07	➔				03.0137-3007.2 653007	Ø 209 x 45 - HEB
4.7 4WD	175 - 201	09/00→10/07						
Zubehörsatz, Feststellbremsbacken								
4.7	175 - 201	09/00→10/07	➔				03.0137-9272.2 669272	
4.7 4WD	175 - 201	09/00→10/07						
TOYOTA - SOLARA Cabriolet (_V3_) 10/03→11/08								
 Bremsbackensatz, Feststellbremse								
2.4	117	10/03→11/06	➔				03.0137-0402.2 650402	Ø 170 x 40
TOYOTA - SOLARA Coupe (_V2_) 06/98→12/03								
 Bremsbackensatz								
2.2	100	06/98→06/01	➔				03.0137-0318.2 650318	Ø 229 x 41
TOYOTA - SOLARA Coupe (_V3_) 07/01→11/08								
 Bremsbackensatz, Feststellbremse								
2.4	117	07/03→11/08	➔				03.0137-0402.2 650402	Ø 170 x 40
TOYOTA - SPRINTER Stufenheck (_E1_) 06/91→11/02								
 Radbremszylinder								
2.2 TD	59	04/98→07/00	➔				24.3217-1734.3 020560	ALU
2.2 TD 4WD	59	04/98→07/00						
 Bremstrommel								
2.2 TD	59	04/98→07/00	➔				24.0220-0023.1 480084	Ø 235 x 56 / 201
2.2 TD 4WD	59	04/98→07/00						
TOYOTA - STARLET (_P9_) 01/96→10/99								
 Radbremszylinder								
1.3	55	01/96→07/99	➔		- ABS; 		24.3217-1734.3 020560	ALU
→								











	kw					! #		
TOYOTA - STARLET (_P9_) 01/96→10/99								
Zubehörsatz, Bremsbacken								
1.3	55	01/96→07/99	➔				03.0137-9080.2 669080	
 Bremsbackensatz								
1.3	55	01/96→07/99	➔				03.0137-0257.2 650257	Ø 180 x 28
 Seilzug, Feststellbremse								
1.3	55	01/96→07/99		Trommelbremse; <input type="checkbox"/>			24.3727-1950.2 581950	L= 1.485
				Trommelbremse; <input type="checkbox"/>			24.3727-1951.2 581951	L= 1.508
TOYOTA - SUPRA (_A8_) 05/93→07/02								
 Bremsbackensatz, Feststellbremse								
3.0 i	168	05/93→07/02	➔	→ 08/98			03.0137-0400.2 650400	Ø 190 x 45
3.0 i Bi-Turbo	243	05/93→07/02						
TOYOTA - TOWN ACE Bus (_R4_, _R5_) 05/95→07/07								
 Bremsbackensatz								
2.0	96	10/96→10/01	➔				03.0137-0398.2 650398	Ø 229 x 42 + HEB
2.0 4WD	96	10/96→10/01	➔				03.0137-0193.2 650193	Ø 254 x 52
TOYOTA - TOWN ACE Kasten 04/92→01/05								
 Bremsbackensatz								
1.5	51	11/96→12/04	➔				03.0137-0398.2 650398	Ø 229 x 42 + HEB
TOYOTA - TUNDRA Pick-up (_K3_, _K4_) 02/99→11/06								
 Bremsbackensatz								
3.4	140	04/99→07/04	➔	→ 07/02			03.0137-0308.2 650308	Ø 295 x 51
3.4 4WD	140	04/99→07/04						
4.0	180	05/03→11/06	➔				03.0137-0308.2 650308	Ø 295 x 51
4.0 4WD	180	05/03→11/06						
4.7	183 - 207	02/99→11/06						
4.7 4WD	183 - 207	02/99→11/06						
TOYOTA - URBAN CRUISER (_P1_) 07/07→03/16								
 Seilzug, Feststellbremse								
1.33	73	01/09→03/16		04/10→; Scheibenbremse; <input type="checkbox"/>			24.3727-1954.2 581954	L= 1.617
				04/10→; Scheibenbremse; <input type="checkbox"/>			24.3727-1955.2 581955	L= 1.665
1.33	74	04/09→03/16		Scheibenbremse; <input type="checkbox"/>			24.3727-1954.2 581954	L= 1.617
1.5 VVTi	80	07/07→03/16						
1.5 VVTi 4WD	76	07/07→03/16		Scheibenbremse; <input type="checkbox"/>			24.3727-1955.2 581955	L= 1.665
1.8	97	07/07→07/10						
1.4 D-4D	66	01/09→04/14		04/09→; Scheibenbremse; <input type="checkbox"/>			24.3727-1954.2 581954	L= 1.617
1.4 D-4D 4WD	66	01/09→04/14		04/09→; Scheibenbremse; <input type="checkbox"/>			24.3727-1955.2 581955	L= 1.665
TOYOTA - VENZA (_V1_) 11/08→11/16								
 Bremsbackensatz, Feststellbremse								
2.7	136	11/08→11/16	➔	→ 01/11			03.0137-0400.2 650400	Ø 190 x 45
2.7 4WD	135 - 136	11/08→11/16						
3.5	200	11/08→11/16	➔	01/09→ 01/11			03.0137-0400.2 650400	Ø 190 x 45
3.5 4WD	200	11/08→11/16						
TOYOTA - VEROSSA (_X11_) 10/00→04/04								
 Bremsbackensatz, Feststellbremse								
2.0 VVTi 4WD	118	10/00→11/03	➔				03.0137-0400.2 650400	Ø 190 x 45
2.5 VVTi	206	10/00→11/03						
TOYOTA - VERSO (_R2_) 04/09→08/18								
 Bremsbackensatz, Feststellbremse								
1.6	81 - 97	04/09→08/18	➔				03.0137-3020.2 653020	Ø 180 x 32 + HEB
1.8	108	04/09→08/18						
2.0 D-4D	93	04/09→08/18						
2.2 D-4D	110	04/09→08/18						
2.2 D-CAT	130	04/09→08/18						
2.2 D-4D	100	04/09→08/18	➔	→ 01/12			03.0137-3020.2 653020	Ø 180 x 32 + HEB
→								
















	kw			 	! #		
TOYOTA - VERSO (_R2_) 04/09→08/18							
Zubehörsatz, Feststellbremsbacken							
1.6	81 - 97	04/09→08/18	➔			03.0137-9336.2 669336	
1.8	108	04/09→08/18					
2.0 D-4D	93	04/09→08/18					
2.2 D-4D	110	04/09→08/18					
2.2 D-CAT	130	04/09→08/18					
2.2 D-4D	100	04/09→08/18	➔	→ 01/12		03.0137-9336.2 669336	
TOYOTA - VERSO S (_P12_) 11/10→10/16							
 Bremsbackensatz							
1.33	70	11/10→10/16	➔			03.0137-0528.2 650528	Ø 228 x 37 - HEB
1.33	73	11/10→10/16	➔	→ 04/14		03.0137-0528.2 650528	Ø 228 x 37 - HEB
1.4 D4-D	66	11/10→10/16					
 Seilzug, Feststellbremse							
1.33	70 - 73	11/10→10/16		Trommelbremse; <input type="checkbox"/>		24.3727-1961.2 581961	L= 1.657
1.4 D4-D	66	11/10→10/16		Trommelbremse; <input type="checkbox"/>		24.3727-1962.2 581962	L= 1.695
				Scheibenbremse; <input type="checkbox"/>		24.3727-1966.2 581966	L= 1.697
				Scheibenbremse; <input type="checkbox"/>		24.3727-1967.2 581967	L= 1.739
TOYOTA - VERSO VAN (_R2_) 04/09→08/18							
 Bremsbackensatz, Feststellbremse							
D4d VVTi	130 - 97 - 108	04/09→08/18	➔			03.0137-3020.2 653020	Ø 180 x 32 + HEB
Zubehörsatz, Feststellbremsbacken							
D4d VVTi	130 - 97 - 108	04/09→08/18	➔			03.0137-9336.2 669336	
TOYOTA - VIOS / SOLUNA VIOS (_P4_) 07/02→08/13							
 Bremsbackensatz							
1.3 VVTi	64	07/02→01/08	➔			03.0137-0364.2 650364	Ø 200 x 32
1.5 VVTi	68 - 80	10/02→10/06					
TOYOTA - VISTA Stufenheck (_V5_) 06/98→08/03							
 Radbremszylinder							
1.8	96	06/98→08/03	➔	<input type="checkbox"/>		24.3219-1729.3 020446	GG
2.0	107 - 112	06/98→08/03	➔	<input type="checkbox"/>		24.3219-1730.3 020447	GG
 Bremsbackensatz							
1.8	96	06/98→08/03	➔			03.0137-0364.2 650364	Ø 200 x 32
2.0	107 - 112	06/98→08/03					
TOYOTA - WILL CYPHA I (NCP7_) 05/01→07/05							
 Radbremszylinder							
1.3 VVTi	62	05/01→07/05	➔	<input type="checkbox"/>		24.3217-1721.3 020489	ALU
1.5 VVTi 4WD	78	05/01→07/05	➔	<input type="checkbox"/>		24.3217-1722.3 020490	ALU
 Bremstrommel							
1.3 VVTi	62	05/01→07/05	➔			24.0220-0041.1 480167	Ø 242 x 41,8 / 201
 Bremsbackensatz							
1.3 VVTi	62	05/01→07/05	➔			03.0137-0364.2 650364	Ø 200 x 32
1.5 VVTi 4WD	78	05/01→07/05					
TOYOTA - YARIS / VIOS Stufenheck (_P9_) 08/05→12/13							
 Radbremszylinder							
1.5	80	08/07→12/13	➔	Fahrzeugproduktionsland Frankreich	2	24.3220-1728.3 020509	ALU
Zubehörsatz, Bremsbacken							
1.5	80	08/07→12/13	➔	Fahrzeugproduktionsland Frankreich		03.0137-9280.2 669280	
→							





























	kw					! #		
TOYOTA - YARIS / VIOS Stufenheck (_P9_) 08/05→12/13								
 Bremsbackensatz								
1.5	80	08/07→12/13	➔	Fahrzeugproduktionsland Frankreich		03.0137-0502.2	650502	Ø 203 x 38 + HEB AP Ø 203 x 38 + RZ / + Zub TopKit
						03.0520-8920.3	698920	
 Seilzug, Feststellbremse								
1.5	80	08/07→12/13		- ABS; Fahrzeugproduktionsland Frankreich; Trommelbremse; <input type="checkbox"/>		24.3727-1937.2	581937	L= 1.555
				- ABS; Fahrzeugproduktionsland Frankreich; Trommelbremse; <input type="checkbox"/>		24.3727-1938.2	581938	L= 1.600
TOYOTA - YARIS / VIOS Stufenheck (_P15_) 05/13→								
 Bremsbackensatz								
1.5	79	05/13→	➔			03.0137-0364.2	650364	Ø 200 x 32
TOYOTA - YARIS (_P1_) 01/99→12/05								
 Radbremszylinder								
1.0	48	03/03→09/05	➔	04/03→ 08/05; Fahrzeugproduktionsland Japan; <input type="checkbox"/>		24.3217-1721.3	020489	ALU
			➔	04/03→ 08/05; Fahrzeugproduktionsland Japan; <input type="checkbox"/>		24.3217-1722.3	020490	ALU
			➔	04/03→ 08/05; Fahrzeugproduktionsland Frankreich	2	24.3219-1744.3	020488	BOS ALU
1.0	50	04/99→09/05	➔	08/99→ 03/03; Fahrzeugproduktionsland Japan; <input type="checkbox"/>		24.3217-1721.3	020489	ALU
			➔	08/99→ 03/03; Fahrzeugproduktionsland Japan; <input type="checkbox"/>		24.3217-1722.3	020490	ALU
			➔	→ 03/03; Fahrzeugproduktionsland Frankreich	2	24.3219-1744.3	020488	BOS ALU
1.3	63	08/99→11/05	➔	→ 10/04; Fahrzeugproduktionsland Japan; <input type="checkbox"/>		24.3217-1721.3	020489	ALU
			➔	→ 10/04; Fahrzeugproduktionsland Japan; <input type="checkbox"/>		24.3217-1722.3	020490	ALU
1.3	64	04/02→09/05	➔	→ 08/05; Fahrzeugproduktionsland Frankreich	2	24.3219-1744.3	020488	BOS ALU
1.4 D-4D	55	10/01→09/05	➔	<input type="checkbox"/>		24.3217-1721.3	020489	ALU
			➔	<input type="checkbox"/>		24.3217-1722.3	020490	ALU
			➔	12/01→ 08/05; Fahrzeugproduktionsland Frankreich	2	24.3219-1744.3	020488	BOS ALU
Zubehörsatz, Bremsbacken								
1.0	48	03/03→09/05	➔	04/03→ 08/05		03.0137-9236.2	669236	BOS
						03.0137-9287.2	669287	
1.0	50	04/99→09/05	➔	→ 03/03		03.0137-9236.2	669236	BOS
						03.0137-9287.2	669287	
1.3	63	08/99→11/05	➔	→ 10/04		03.0137-9236.2	669236	BOS
						03.0137-9287.2	669287	
1.3	64	04/02→09/05	➔	→ 08/05		03.0137-9287.2	669287	BOS
						03.0137-9287.2	669287	
1.4 D-4D	55	10/01→09/05	➔	12/01→ 08/05		03.0137-9287.2	669287	BOS
 Bremstrommel								
1.0	48	03/03→09/05	➔	04/03→ 08/05; Fahrzeugproduktionsland Japan		24.0220-0041.1	480167	Ø 242 x 41,8 / 201
			➔	04/03→ 08/05; Fahrzeugproduktionsland Frankreich		24.0220-0047.1	480199	Ø 233 x 41 / 201
1.0	50	04/99→09/05	➔	→ 03/03; Fahrzeugproduktionsland Japan		24.0220-0041.1	480167	Ø 242 x 41,8 / 201
			➔	→ 03/03; Fahrzeugproduktionsland Frankreich		24.0220-0047.1	480199	Ø 233 x 41 / 201
1.3	63	08/99→11/05	➔	→ 10/04; Fahrzeugproduktionsland Japan		24.0220-0041.1	480167	Ø 242 x 41,8 / 201
1.3	64	04/02→09/05	➔	→ 08/05; Fahrzeugproduktionsland Frankreich		24.0220-0047.1	480199	Ø 233 x 41 / 201
1.4 D-4D	55	10/01→09/05	➔	12/01→ 08/05; Fahrzeugproduktionsland Frankreich		24.0220-0047.1	480199	Ø 233 x 41 / 201
 Bremsbackensatz								
1.0	48	03/03→09/05	➔	04/03→ 08/05; Fahrzeugproduktionsland Japan		03.0137-0364.2	650364	Ø 200 x 32
➔						03.0520-4317.3	694317	Ø 200 x 32 + RZ / + Zub TopKit















	kw					! #		
TOYOTA - YARIS (P1) 01/99→12/05								
 Bremsbackensatz								
1.0	48	03/03→09/05	➡	04/03→ 08/05; Fahrzeugproduktionsland Frankreich		03.0137-0466.2 03.0520-6519.3	650466 696519	BOS Ø 200 x 32 + HEB BOS Ø 200 x 32 + RZ / + Zub TopKit
1.0	50	04/99→09/05	➡	→ 03/03; Fahrzeugproduktionsland Japan		03.0137-0364.2 03.0520-4317.3	650364 694317	Ø 200 x 32 Ø 200 x 32 + RZ / + Zub TopKit
			➡	→ 03/03; Fahrzeugproduktionsland Frankreich		03.0137-0466.2 03.0520-6519.3	650466 696519	BOS Ø 200 x 32 + HEB BOS Ø 200 x 32 + RZ / + Zub TopKit
1.3	63	08/99→11/05	➡	→ 10/04; Fahrzeugproduktionsland Japan		03.0137-0364.2 03.0520-4317.3	650364 694317	Ø 200 x 32 Ø 200 x 32 + RZ / + Zub TopKit
1.3	64	04/02→09/05	➡	→ 08/05; Fahrzeugproduktionsland Frankreich		03.0137-0466.2 03.0520-6519.3	650466 696519	BOS Ø 200 x 32 + HEB BOS Ø 200 x 32 + RZ / + Zub TopKit
1.4 D-4D	55	10/01→09/05	➡			03.0137-0364.2	650364	Ø 200 x 32
			➡	12/01→ 08/05; Fahrzeugproduktionsland Frankreich		03.0137-0466.2 03.0520-6519.3	650466 696519	BOS Ø 200 x 32 + HEB BOS Ø 200 x 32 + RZ / + Zub TopKit
 Bremsbackensatz, Feststellbremse								
1.0	48	03/03→09/05	➡	04/03→ 08/05; + ABS		03.0137-0459.2	650459	Ø 172 x 32
1.0	50	04/99→09/05	➡	→ 03/03; + ABS		03.0137-0459.2	650459	Ø 172 x 32
1.3	63	08/99→11/05	➡	→ 10/04; + ABS		03.0137-0459.2	650459	Ø 172 x 32
1.3	64	04/02→09/05	➡	→ 08/05; + ABS		03.0137-0459.2	650459	Ø 172 x 32
1.5	77	01/03→11/05	➡	→ 08/05		03.0137-0459.2	650459	Ø 172 x 32
1.5	78	04/01→09/05	➡	→ 03/03		03.0137-0459.2	650459	Ø 172 x 32
1.5	110	03/00→07/05	➡	04/03→ 10/04		03.0137-0459.2	650459	Ø 172 x 32
Zubehörsatz, Feststellbremsbacken								
1.0	48	03/03→09/05	➡	04/03→ 08/05; + ABS		03.0137-9335.2	669335	
1.0	50	04/99→09/05	➡	→ 03/03; + ABS		03.0137-9335.2	669335	
1.3	63	08/99→11/05	➡	→ 10/04; + ABS		03.0137-9335.2	669335	
1.3	64	04/02→09/05	➡	→ 08/05; + ABS		03.0137-9335.2	669335	
1.5	77	01/03→11/05	➡	→ 08/05		03.0137-9335.2	669335	
1.5	78	04/01→09/05	➡	→ 03/03		03.0137-9335.2	669335	
1.5	110	03/00→07/05	➡	04/03→ 10/04		03.0137-9335.2	669335	
 Seilzug, Feststellbremse								
1.0	48	03/03→09/05		04/03→ 08/05; für Fahrzeuge mit Scheibenbremse an der Hinterachse; Scheibenbremse; <input type="checkbox"/>		24.3727-1911.2	581911	L= 1.520
				04/03→ 08/05; für Fahrzeuge mit Scheibenbremse an der Hinterachse; Scheibenbremse; <input type="checkbox"/>		24.3727-1912.2	581912	L= 1.481
				04/03→ 08/05; für Fahrzeuge mit Trommelbremse an der Hinterachse; Trommelbremse; <input type="checkbox"/>		24.3727-1920.2	581920	L= 1.553
				04/03→ 08/05; für Fahrzeuge mit Trommelbremse an der Hinterachse; Trommelbremse; <input type="checkbox"/>		24.3727-1921.2	581921	L= 1.580
1.0	50	04/99→09/05		→ 07/99; für Fahrzeuge mit Trommelbremse an der Hinterachse; Trommelbremse; <input type="checkbox"/>		24.3727-1903.2	581903	L= 1.503
				→ 07/99; für Fahrzeuge mit Trommelbremse an der Hinterachse; Trommelbremse; <input type="checkbox"/>		24.3727-1909.2	581909	L= 1.543
				08/99→ 03/03; für Fahrzeuge mit Scheibenbremse an der Hinterachse; Scheibenbremse; <input type="checkbox"/>		24.3727-1911.2	581911	L= 1.520
				08/99→ 03/03; für Fahrzeuge mit Scheibenbremse an der Hinterachse; Scheibenbremse; <input type="checkbox"/>		24.3727-1912.2	581912	L= 1.481
				08/99→ 03/03; für Fahrzeuge mit Trommelbremse an der Hinterachse; Trommelbremse; <input type="checkbox"/>		24.3727-1920.2	581920	L= 1.553
→								













	kw			 	! #		
TOYOTA - YARIS (_P1_) 01/99→12/05							
 Seilzug, Feststellbremse							
1.0	50	04/99→09/05		08/99→03/03; für Fahrzeuge mit Trommelbremse an der Hinterachse; Trommelbremse; <input type="checkbox"/>		24.3727-1921.2 581921	L= 1.580
1.3	63	08/99→11/05		→ 10/04; für Fahrzeuge mit Trommelbremse an der Hinterachse; Trommelbremse; <input type="checkbox"/>		24.3727-1903.2 581903	L= 1.503
				→ 10/04; für Fahrzeuge mit Trommelbremse an der Hinterachse; Trommelbremse; <input type="checkbox"/>		24.3727-1909.2 581909	L= 1.543
				→ 10/04; für Fahrzeuge mit Scheibenbremse an der Hinterachse; Scheibenbremse; <input type="checkbox"/>		24.3727-1911.2 581911	L= 1.520
				→ 10/04; für Fahrzeuge mit Scheibenbremse an der Hinterachse; Scheibenbremse; <input type="checkbox"/>		24.3727-1912.2 581912	L= 1.481
1.3	64	04/02→09/05		→ 08/05; für Fahrzeuge mit Scheibenbremse an der Hinterachse; Scheibenbremse; <input type="checkbox"/>		24.3727-1911.2 581911	L= 1.520
				→ 08/05; für Fahrzeuge mit Scheibenbremse an der Hinterachse; Scheibenbremse; <input type="checkbox"/>		24.3727-1912.2 581912	L= 1.481
				→ 08/05; für Fahrzeuge mit Trommelbremse an der Hinterachse; Trommelbremse; <input type="checkbox"/>		24.3727-1920.2 581920	L= 1.553
				→ 08/05; für Fahrzeuge mit Trommelbremse an der Hinterachse; Trommelbremse; <input type="checkbox"/>		24.3727-1921.2 581921	L= 1.580
1.4 D-4D	55	10/01→09/05		12/01→03/03; für Fahrzeuge mit Trommelbremse an der Hinterachse; Trommelbremse; <input type="checkbox"/>		24.3727-1903.2 581903	L= 1.503
				12/01→03/03; für Fahrzeuge mit Trommelbremse an der Hinterachse; Trommelbremse; <input type="checkbox"/>		24.3727-1909.2 581909	L= 1.543
				12/01→08/05; für Fahrzeuge mit Scheibenbremse an der Hinterachse; Scheibenbremse; <input type="checkbox"/>		24.3727-1911.2 581911	L= 1.520
				12/01→08/05; für Fahrzeuge mit Scheibenbremse an der Hinterachse; Scheibenbremse; <input type="checkbox"/>		24.3727-1912.2 581912	L= 1.481
				04/03→08/05; für Fahrzeuge mit Trommelbremse an der Hinterachse; Trommelbremse; <input type="checkbox"/>		24.3727-1920.2 581920	L= 1.553
				04/03→08/05; für Fahrzeuge mit Trommelbremse an der Hinterachse; Trommelbremse; <input type="checkbox"/>		24.3727-1921.2 581921	L= 1.580
1.5	77	01/03→11/05		→ 08/05; für Fahrzeuge mit Scheibenbremse an der Hinterachse; Scheibenbremse; <input type="checkbox"/>		24.3727-1911.2 581911	L= 1.520
				→ 08/05; für Fahrzeuge mit Scheibenbremse an der Hinterachse; Scheibenbremse; <input type="checkbox"/>		24.3727-1912.2 581912	L= 1.481
1.5	78	04/01→09/05		→ 03/03; für Fahrzeuge mit Scheibenbremse an der Hinterachse; Scheibenbremse; <input type="checkbox"/>		24.3727-1911.2 581911	L= 1.520
				→ 03/03; für Fahrzeuge mit Scheibenbremse an der Hinterachse; Scheibenbremse; <input type="checkbox"/>		24.3727-1912.2 581912	L= 1.481
1.5	110	03/00→07/05		04/03→10/04; für Fahrzeuge mit Scheibenbremse an der Hinterachse; Scheibenbremse; <input type="checkbox"/>		24.3727-1911.2 581911	L= 1.520
				04/03→10/04; für Fahrzeuge mit Scheibenbremse an der Hinterachse; Scheibenbremse; <input type="checkbox"/>		24.3727-1912.2 581912	L= 1.481
TOYOTA - YARIS (_P9_) 01/05→12/14							
 Radbremszylinder							
1.0 GPL 1.0 VVT-i	51	01/06→12/11	➡	Fahrzeugproduktionsland Frankreich	2	24.3220-1728.3 020509	ALU
	51 -	08/05→12/11					
1.33 VVT-i	52						
	73 -	11/08→12/11					
	74						
1.3 4WD	64	08/07→11/10					
1.3 VVT-i	63 -	08/05→12/12					
	64						
1.4 D-4D	66	08/05→12/12					
1.5	80	11/05→12/14					
➔							











	kW			 	! #		
TOYOTA - YARIS (_P9_) 01/05→12/14							
Zubehörsatz, Bremsbacken							
1.0 GPL 1.0 VVT-i	51 51 - 52	01/06→12/11 08/05→12/11	➔	Fahrzeugproduktionsland Frankreich		03.0137-9280.2 669280	
1.33 VVT-i	73 - 74	11/08→12/11					
1.3 4WD 1.3 VVT-i	64 63 - 64	08/07→11/10 08/05→12/12					
1.4 D-4D 1.5	66 80	08/05→12/12 11/05→12/14					
 Bremsbackensatz							
1.0 GPL 1.0 VVT-i	51 51 - 52	01/06→12/11 08/05→12/11	➔	Fahrzeugproduktionsland Frankreich		03.0137-0502.2 650502 03.0520-8920.3 698920	Ø 203 x 38 + HEB AP Ø 203 x 38 + RZ / + Zub TopKit
1.33 VVT-i	73 - 74	11/08→12/11					
1.3 4WD 1.3 VVT-i	64 63 - 64	08/07→11/10 08/05→12/12					
1.4 D-4D 1.5	66 80	08/05→12/12 11/05→12/14					
 Seilzug, Feststellbremse							
1.0 GPL 1.0 VVT-i	51 51 - 52	01/06→12/11 08/05→12/11		- ABS; Fahrzeugproduktionsland Frankreich; Trommelbremse; <input type="checkbox"/>		24.3727-1937.2 581937	L= 1.555
				- ABS; Fahrzeugproduktionsland Frankreich; Trommelbremse; <input type="checkbox"/>		24.3727-1938.2 581938	L= 1.600
				+ ABS; Fahrzeugproduktionsland Japan; Scheibenbremse; <input type="checkbox"/>		24.3727-1954.2 581954	L= 1.617
				+ ABS; Fahrzeugproduktionsland Japan; Scheibenbremse; <input type="checkbox"/>		24.3727-1955.2 581955	L= 1.665
				- ABS; Fahrzeugproduktionsland Japan; Trommelbremse; <input type="checkbox"/>		24.3727-1959.2 581959	L= 1.558
				- ABS; Fahrzeugproduktionsland Japan; Trommelbremse; <input type="checkbox"/>		24.3727-1960.2 581960	L= 1.600
1.33 VVT-i	73 - 74	11/08→12/11		- ABS; Fahrzeugproduktionsland Frankreich; Trommelbremse; <input type="checkbox"/>		24.3727-1937.2 581937	L= 1.555
1.3 4WD 1.3 VVT-i	64 64	08/07→11/10 08/05→11/10		- ABS; Fahrzeugproduktionsland Frankreich; Trommelbremse; <input type="checkbox"/>		24.3727-1938.2 581938	L= 1.600
1.4 D-4D 1.5	66 80	08/05→12/12 11/05→12/14					
1.3 VVT-i	63	11/05→12/12		01/06→ 08/11; - ABS; Fahrzeugproduktionsland Frankreich; Trommelbremse; <input type="checkbox"/>		24.3727-1937.2 581937	L= 1.555
				01/06→ 08/11; - ABS; Fahrzeugproduktionsland Frankreich; Trommelbremse; <input type="checkbox"/>		24.3727-1938.2 581938	L= 1.600
1.8 VVTi	98	01/07→12/11		→ 08/11; Fahrzeugproduktionsland Japan; Scheibenbremse; <input type="checkbox"/>		24.3727-1954.2 581954	L= 1.617
				→ 08/11; Fahrzeugproduktionsland Japan; Scheibenbremse; <input type="checkbox"/>		24.3727-1955.2 581955	L= 1.665
TOYOTA - YARIS (_P13_) 12/10→							
 Radbremszylinder							
1.0 1.3	51 63 - 73	12/10→ 12/10→	➔	Fahrzeugproduktionsland Frankreich; - ESP	2	24.3220-1739.3 020546	ALU
1.3 4WD 1.5	70 80	12/10→ 12/10→					
1.0 1.5 1.5 Hybrid	53 82 54	06/18→ 03/17→ 04/15→	➔		2	24.3220-1739.3 020546	ALU
1.4 D	66	09/11→	➔	- ESP	2	24.3220-1739.3 020546	ALU
Zubehörsatz, Bremsbacken							
1.0 1.3	51 63 - 73	12/10→ 12/10→	➔	Fahrzeugproduktionsland Frankreich; - ESP		03.0137-9280.2 669280	
1.3 4WD 1.5	70 80	12/10→ 12/10→					
1.0 1.5 1.5 Hybrid	53 82 54	06/18→ 03/17→ 04/15→	➔			03.0137-9280.2 669280	
1.4 D →	66	09/11→	➔	- ESP		03.0137-9280.2 669280	
















	kW			 	! #		
TOYOTA - YARIS (_P13_) 12/10→							
 Bremsbackensatz							
1.0	51	12/10→	➔	Fahrzeugproduktionsland Frankreich; - ESP	03.0137-0502.2 03.0520-9920.3	650502 699920	Ø 203 x 38 + HEB AP Ø 203 x 38 + RZ / + Zub TopKit
1.0 1.5 1.5 Hybrid	53 82 54	06/18→ 03/17→ 04/15→	➔		03.0137-0502.2 03.0520-9920.3	650502 699920	Ø 203 x 38 + HEB AP Ø 203 x 38 + RZ / + Zub TopKit
1.3 1.3 4WD 1.5	63 - 73 70 80	12/10→ 12/10→ 12/10→	➔	Fahrzeugproduktionsland Frankreich; - ESP	03.0137-0502.2 03.0520-9920.3	650502 699920	Ø 203 x 38 + HEB AP Ø 203 x 38 + RZ / + Zub TopKit
			➔	Fahrzeugproduktionsland Japan; - ESP	03.0137-0528.2	650528	Ø 228 x 37 - HEB
1.4 D	66	09/11→	➔	- ESP	03.0137-0502.2 03.0520-9920.3	650502 699920	Ø 203 x 38 + HEB AP Ø 203 x 38 + RZ / + Zub TopKit
TOYOTA - YARIS (_P15_) 10/13→							
 Radbremszylinder							
1.3	63 - 73	10/13→	➔		24.3220-1739.3	020546	ALU
 Bremsbackensatz							
1.3	63 - 73	10/13→	➔		03.0137-0364.2	650364	Ø 200 x 32
1.5	79 - 80	03/14→	➔		03.0137-0502.2	650502	Ø 203 x 38 + HEB
TOYOTA - YARIS (_P21_, _PA1_, _PH1_) 02/20→							
 Radbremszylinder							
1.5 Hybrid	85	02/20→	➔	<input type="checkbox"/>	24.3219-1749.3	020500	ALU
			➔	<input type="checkbox"/>	24.3219-1750.3	020501	ALU
Zubehörsatz, Bremsbacken							
1.0 1.5	53 92	02/20→ 02/20→	➔		03.0137-9321.2	669321	
 Bremsbackensatz, Feststellbremse							
1.6 GR 4WD	192	02/20→	➔		03.0137-3012.2	653012	Ø 172 x 32 - HEB
TOYOTA - YARIS Kasten/Schrägheck (_P13_) 10/12→							
 Radbremszylinder							
1.0 VVTi 1.3 VVTi	51 73	07/14→ 10/12→	➔	Fahrzeugproduktionsland Frankreich; - ESP	24.3220-1739.3	020546	ALU
1.0 VVTi 1.4 D4d 1.5 VVTi	53 66 82	06/18→ 07/14→ 03/17→	➔		24.3220-1739.3	020546	ALU
Zubehörsatz, Bremsbacken							
1.0 VVTi 1.3 VVTi	51 73	07/14→ 10/12→	➔	Fahrzeugproduktionsland Frankreich; - ESP	03.0137-9280.2	669280	
1.0 VVTi 1.4 D4d 1.5 VVTi	53 66 82	06/18→ 07/14→ 03/17→	➔		03.0137-9280.2	669280	
 Bremsbackensatz							
1.0 VVTi	51	07/14→	➔	Fahrzeugproduktionsland Frankreich; - ESP	03.0137-0502.2 03.0520-9920.3	650502 699920	Ø 203 x 38 + HEB AP Ø 203 x 38 + RZ / + Zub TopKit
1.0 VVTi 1.4 D4d 1.5 VVTi	53 66 82	06/18→ 07/14→ 03/17→	➔		03.0137-0502.2 03.0520-9920.3	650502 699920	Ø 203 x 38 + HEB AP Ø 203 x 38 + RZ / + Zub TopKit
1.3 VVTi	73	10/12→	➔	Fahrzeugproduktionsland Frankreich; - ESP	03.0137-0502.2 03.0520-9920.3	650502 699920	Ø 203 x 38 + HEB AP Ø 203 x 38 + RZ / + Zub TopKit
			➔	Fahrzeugproduktionsland Japan; - ESP	03.0137-0528.2	650528	Ø 228 x 37 - HEB
TOYOTA - YARIS VERSO (_P2_) 08/99→09/05							
 Radbremszylinder							
1.3 →	62	11/02→09/05	➔	- ABS; Automatikgetriebe; <input type="checkbox"/>	24.3217-1721.3	020489	ALU















	kw					! #		
TOYOTA - YARIS VERSO (_P2_) 08/99→09/05								
 Radbremszylinder								
1.3	62	11/02→09/05	➡	- ABS; Automatikgetriebe; 		24.3217-1722.3	020490	ALU
			➡	- ABS; Schaltgetriebe; 		24.3219-1749.3	020500	ALU
			➡	- ABS; Schaltgetriebe; 		24.3219-1750.3	020501	ALU
1.3	63	08/99→10/02	➡	11/99→; - ABS; Automatikgetriebe; 		24.3217-1721.3	020489	ALU
			➡	11/99→; - ABS; Automatikgetriebe; 		24.3217-1722.3	020490	ALU
			➡	11/99→; - ABS; Schaltgetriebe; 		24.3219-1749.3	020500	ALU
			➡	11/99→; - ABS; Schaltgetriebe; 		24.3219-1750.3	020501	ALU
1.4 D-4D	55	09/00→09/05	➡	- ABS; 		24.3219-1749.3	020500	ALU
			➡	12/01→; - ABS; 		24.3219-1750.3	020501	ALU
1.5	77	03/00→09/05	➡	- ABS; 		24.3219-1749.3	020500	ALU
			➡	05/03→; - ABS; 		24.3219-1750.3	020501	ALU
1.5	78	03/00→09/05	➡	→ 03/03; - ABS; 		24.3219-1749.3	020500	ALU
			➡	→ 03/03; - ABS; 		24.3219-1750.3	020501	ALU
1.5 4WD	78	03/00→09/05	➡			24.3217-1721.3	020489	ALU
			➡			24.3217-1722.3	020490	ALU
			➡	- ABS; 		24.3219-1749.3	020500	ALU
			➡	- ABS; 		24.3219-1750.3	020501	ALU
Zubehörsatz, Bremsbacken								
1.3	62	11/02→09/05	➡	- ABS		03.0137-9236.2	669236	
1.4 D-4D	55	09/00→09/05						
1.5	77	03/00→09/05						
1.5 4WD	78	03/00→09/05						
1.3	63	08/99→10/02	➡	11/99→; - ABS		03.0137-9236.2	669236	
1.5	78	03/00→09/05	➡	→ 03/03; - ABS		03.0137-9236.2	669236	
 Bremstrommel								
1.3	62	11/02→09/05	➡	- ABS		24.0220-0041.1	480167	Ø 242 x 41,8 / 201
1.4 D-4D	55	09/00→09/05						
1.5	77	03/00→09/05						
1.5 4WD	78	03/00→09/05						
1.3	63	08/99→10/02	➡	11/99→; - ABS		24.0220-0041.1	480167	Ø 242 x 41,8 / 201
1.5	78	03/00→09/05	➡	→ 03/03; - ABS		24.0220-0041.1	480167	Ø 242 x 41,8 / 201
 Bremsbackensatz								
1.3	62	11/02→09/05	➡	- ABS		03.0137-0364.2	650364	Ø 200 x 32
			➡	- ABS; Automatikgetriebe		03.0520-4317.3	694317	Ø 200 x 32 + RZ / + Zub TopKit
			➡	- ABS; Schaltgetriebe		03.0520-7119.3	697119	Ø 200 x 32 + RZ / + Zub TopKit
1.3	63	08/99→10/02	➡	11/99→; - ABS		03.0137-0364.2	650364	Ø 200 x 32
			➡	11/99→; - ABS; Automatikgetriebe		03.0520-4317.3	694317	Ø 200 x 32 + RZ / + Zub TopKit
			➡	11/99→; - ABS; Schaltgetriebe		03.0520-7119.3	697119	Ø 200 x 32 + RZ / + Zub TopKit
1.4 D-4D	55	09/00→09/05	➡	- ABS		03.0137-0364.2	650364	Ø 200 x 32
1.5	77	03/00→09/05				03.0520-7119.3	697119	Ø 200 x 32 + RZ / + Zub TopKit
1.5 4WD	78	03/00→09/05						
1.5	78	03/00→09/05	➡	→ 03/03; - ABS		03.0137-0364.2	650364	Ø 200 x 32
						03.0520-7119.3	697119	Ø 200 x 32 + RZ / + Zub TopKit
 Bremsbackensatz, Feststellbremse								
1.3	62	11/02→09/05	➡	+ ABS		03.0137-0459.2	650459	Ø 172 x 32
1.4 D-4D	55	09/00→09/05						
1.5	77	03/00→09/05						
1.5 4WD	78	03/00→09/05						
1.3	63	08/99→10/02	➡	11/99→; + ABS		03.0137-0459.2	650459	Ø 172 x 32
1.5	78	03/00→09/05	➡	→ 03/03; + ABS		03.0137-0459.2	650459	Ø 172 x 32
Zubehörsatz, Feststellbremsbacken								
1.3	62	11/02→09/05	➡	+ ABS		03.0137-9335.2	669335	
1.4 D-4D	55	09/00→09/05						
1.5	77	03/00→09/05						
1.5 4WD	78	03/00→09/05						
1.3	63	08/99→10/02	➡	11/99→; + ABS		03.0137-9335.2	669335	
1.5	78	03/00→09/05	➡	→ 03/03; + ABS		03.0137-9335.2	669335	
→								

	kw					! #		
TOYOTA - YARIS VERSO (_P2_) 08/99→09/05								
 Seilzug, Feststellbremse								
1.3	62	11/02→09/05		+ ABS; Scheibenbremse; <input type="checkbox"/>		24.3727-1968.2	581968	L= 1.664
				+ ABS; Scheibenbremse; <input type="checkbox"/>		24.3727-1969.2	581969	L= 1.604
1.3	63	08/99→10/02		11/99→; + ABS; Scheibenbremse; <input type="checkbox"/>		24.3727-1968.2	581968	L= 1.664
				11/99→; + ABS; Scheibenbremse; <input type="checkbox"/>		24.3727-1969.2	581969	L= 1.604
1.4 D-4D	55	09/00→09/05		12/01→; + ABS; Scheibenbremse; <input type="checkbox"/>		24.3727-1968.2	581968	L= 1.664
				12/01→; + ABS; Scheibenbremse; <input type="checkbox"/>		24.3727-1969.2	581969	L= 1.604
1.5	77	03/00→09/05		05/03→; + ABS; Scheibenbremse; <input type="checkbox"/>		24.3727-1968.2	581968	L= 1.664
				05/03→; + ABS; Scheibenbremse; <input type="checkbox"/>		24.3727-1969.2	581969	L= 1.604
1.5	78	03/00→09/05		→ 03/03; + ABS; Scheibenbremse; <input type="checkbox"/>		24.3727-1968.2	581968	L= 1.664
				→ 03/03; + ABS; Scheibenbremse; <input type="checkbox"/>		24.3727-1969.2	581969	L= 1.604
1.5 4WD	78	03/00→09/05		+ ABS; Trommelbremse; <input type="checkbox"/>		24.3727-1968.2	581968	L= 1.664
				+ ABS; Trommelbremse; <input type="checkbox"/>		24.3727-1969.2	581969	L= 1.604
TOYOTA - YARIS VERSO VAN (_P2_) 03/00→09/05								
 Radbremszylinder								
1.3 VVTi	62 - 63	03/00→09/05	➡	- ABS; Automatikgetriebe; <input type="checkbox"/>		24.3217-1721.3	020489	ALU
				- ABS; Automatikgetriebe; <input type="checkbox"/>		24.3217-1722.3	020490	ALU
				- ABS; Schaltgetriebe; <input type="checkbox"/>		24.3219-1749.3	020500	ALU
				- ABS; Schaltgetriebe; <input type="checkbox"/>		24.3219-1750.3	020501	ALU
1.4 D4d	55	10/01→09/05	➡	- ABS; <input type="checkbox"/>		24.3219-1749.3	020500	ALU
				12/01→; - ABS; <input type="checkbox"/>		24.3219-1750.3	020501	ALU
1.5 VVTi	78	03/00→03/03	➡	- ABS; <input type="checkbox"/>		24.3219-1749.3	020500	ALU
				- ABS; <input type="checkbox"/>		24.3219-1750.3	020501	ALU
Zubehörsatz, Bremsbacken								
1.3 VVTi	62 - 63	03/00→09/05	➡	- ABS		03.0137-9236.2	669236	
1.4 D4d	55	10/01→09/05						
1.5 VVTi	78	03/00→03/03						
 Bremsstrommel								
1.3 VVTi	62 - 63	03/00→09/05	➡	- ABS		24.0220-0041.1	480167	Ø 242 x 41,8 / 201
1.4 D4d	55	10/01→09/05						
1.5 VVTi	78	03/00→03/03						
 Bremsbackensatz								
1.3 VVTi	62 - 63	03/00→09/05	➡	- ABS		03.0137-0364.2	650364	Ø 200 x 32
				- ABS; Automatikgetriebe		03.0520-4317.3	694317	Ø 200 x 32 + RZ / + Zub TopKit
				- ABS; Schaltgetriebe		03.0520-7119.3	697119	Ø 200 x 32 + RZ / + Zub TopKit
1.4 D4d	55	10/01→09/05	➡	- ABS		03.0137-0364.2	650364	Ø 200 x 32
1.5 VVTi	78	03/00→03/03				03.0520-7119.3	697119	Ø 200 x 32 + RZ / + Zub TopKit
 Bremsbackensatz, Feststellbremse								
1.3 VVTi	62 - 63	03/00→09/05	➡	+ ABS		03.0137-0459.2	650459	Ø 172 x 32
1.4 D4d	55	10/01→09/05						
1.5 VVTi	78	03/00→03/03						
Zubehörsatz, Feststellbremsbacken								
1.3 VVTi	62 - 63	03/00→09/05	➡	+ ABS		03.0137-9335.2	669335	
1.4 D4d	55	10/01→09/05						
1.5 VVTi	78	03/00→03/03						
 Seilzug, Feststellbremse								
1.3 VVTi	62 - 63	03/00→09/05		+ ABS; Scheibenbremse; <input type="checkbox"/>		24.3727-1968.2	581968	L= 1.664
				+ ABS; Scheibenbremse; <input type="checkbox"/>		24.3727-1969.2	581969	L= 1.604
1.5 VVTi	78	03/00→03/03		+ ABS; Scheibenbremse; <input type="checkbox"/>		24.3727-1968.2	581968	L= 1.664
				+ ABS; Scheibenbremse; <input type="checkbox"/>		24.3727-1969.2	581969	L= 1.604
1.4 D4d	55	10/01→09/05		12/01→; + ABS; Scheibenbremse; <input type="checkbox"/>		24.3727-1968.2	581968	L= 1.664
				12/01→; + ABS; Scheibenbremse; <input type="checkbox"/>		24.3727-1969.2	581969	L= 1.604
VAUXHALL - ADAM (M13) 10/12→04/19								
 Radbremszylinder								
1.0	85	07/14→11/18	➡		2	24.3219-1755.3	020508	ALU
1.4 S	110	11/14→01/19						
→								











	kw					! #		
VAUXHALL - ADAM (M13) 10/12→04/19								
 Radbremszylinder								
1.2 1.4	51 64 - 74	10/12→04/19 10/12→02/19	➔	01/13→		2	24.3219-1755.3 020508	ALU
Zubehörsatz, Bremsbacken								
1.0 1.4 S	85 110	07/14→11/18 11/14→01/19	➔	F6000001→; Bremstrommeldurchmesser innen [Zoll]: 9			03.0137-9309.2 669309	AP
			➔	→ E6999999; Bremstrommeldurchmesser innen [Zoll]: 9			03.0137-9309.2 669309	AP
			➔	F6000001→; Bremstrommeldurchmesser innen [Zoll]: 8			03.0137-9310.2 669310	AP
			➔	→ E6999999; Bremstrommeldurchmesser innen [Zoll]: 8			03.0137-9310.2 669310	AP
1.2 1.4	51 64 - 74	10/12→04/19 10/12→02/19	➔	01/13→; → E6999999; Bremstrommeldurchmesser innen [Zoll]: 9			03.0137-9309.2 669309	AP
			➔	F6000001→; Bremstrommeldurchmesser innen [Zoll]: 9			03.0137-9309.2 669309	AP
			➔	01/13→; → E6999999; Bremstrommeldurchmesser innen [Zoll]: 8			03.0137-9310.2 669310	AP
			➔	F6000001→; Bremstrommeldurchmesser innen [Zoll]: 8			03.0137-9310.2 669310	AP
 Bremstrommel								
1.0 1.4 S	85 110	07/14→11/18 11/14→01/19	➔	Bremstrommeldurchmesser innen [Zoll]: 8			24.0220-3035.1 480300	Ø 249,5 x 45 / 204,7
			➔	Bremstrommeldurchmesser innen [Zoll]: 9			24.0222-8037.1 480302	Ø 269 x 48 / 230
1.2 1.4	51 64 - 74	10/12→04/19 10/12→02/19	➔	01/13→; Bremstrommeldurchmesser innen [Zoll]: 8			24.0220-3035.1 480300	Ø 249,5 x 45 / 204,7
			➔	Bremstrommeldurchmesser innen [Zoll]: 9			24.0222-8037.1 480302	Ø 269 x 48 / 230
 Bremsbackensatz								
1.0 1.4 S	85 110	07/14→11/18 11/14→01/19	➔	F6000001→; Bremstrommeldurchmesser innen [Zoll]: 9			03.0137-0478.2 650478	AP Ø 228 x 42 + HEB
			➔	→ E6999999; Bremstrommeldurchmesser innen [Zoll]: 9			03.0137-0478.2 650478	AP Ø 228 x 42 + HEB
							03.0520-6819.3 696819	AP Ø 228 x 42 + RZ / + Zub TopKit
			➔	F6000001→; Bremstrommeldurchmesser innen [Zoll]: 8			03.0137-0479.2 650479	AP Ø 203 x 38 + HEB
			➔	→ E6999999; Bremstrommeldurchmesser innen [Zoll]: 8			03.0137-0479.2 650479	AP Ø 203 x 38 + HEB
			➔	Bremstrommeldurchmesser innen [Zoll]: 8			03.0520-6719.3 696719	AP Ø 203 x 38 + RZ / + Zub TopKit
1.2 1.4	51 64 - 74	10/12→04/19 10/12→02/19	➔	01/13→; → E6999999; Bremstrommeldurchmesser innen [Zoll]: 9			03.0137-0478.2 650478	AP Ø 228 x 42 + HEB
							03.0520-6819.3 696819	AP Ø 228 x 42 + RZ / + Zub TopKit
			➔	F6000001→; Bremstrommeldurchmesser innen [Zoll]: 9			03.0137-0478.2 650478	AP Ø 228 x 42 + HEB
			➔	01/13→; → E6999999; Bremstrommeldurchmesser innen [Zoll]: 8			03.0137-0479.2 650479	AP Ø 203 x 38 + HEB
			➔	F6000001→; Bremstrommeldurchmesser innen [Zoll]: 8			03.0137-0479.2 650479	AP Ø 203 x 38 + HEB
			➔	Bremstrommeldurchmesser innen [Zoll]: 8			03.0520-6719.3 696719	AP Ø 203 x 38 + RZ / + Zub TopKit
 Seilzug, Feststellbremse								
1.0 1.4 S	85 110	07/14→11/18 11/14→01/19		Ø 203; Trommelbremse; ⬇		1	24.3727-0799.2 580799	L= 1.335 L2= 1.335
				Ø 228; Trommelbremse; ⬇		1	24.3727-3500.2 583500	L= 1.352 L2= 1.352
1.2 1.4	51 64 - 74	10/12→04/19 10/12→02/19		01/13→; Ø 203; Trommelbremse; ⬇		1	24.3727-0799.2 580799	L= 1.335 L2= 1.335
				01/13→; Ø 228; Trommelbremse; ⬇		1	24.3727-3500.2 583500	L= 1.352 L2= 1.352
VAUXHALL - AGILA Mk I (A) (H00) 02/00→03/08								
 Radbremszylinder								
1.0 12V 1.2 16V Twinport	43 59	09/00→08/05 07/04→11/06	➔			2	24.3215-1701.3 020493	ALU
1.0 12V	44	02/00→11/06	➔	09/00→		2	24.3215-1701.3 020493	ALU
1.2 16V →	55	09/00→03/08	➔	→ 07/07		2	24.3215-1701.3 020493	ALU











	kw					! #		
VAUXHALL - AGILA Mk I (A) (H00) 02/00→03/08								
Zubehörsatz, Bremsbacken								
1.0 12V	43	09/00→08/05	➡	→ 2G999999			03.0137-9286.2 669286	
1.2 16V Twinport	59	07/04→11/06	➡	3G0000001→			03.0137-9300.2 669300	
1.0 12V	44	02/00→11/06	➡	09/00→; → 2G999999			03.0137-9286.2 669286	
			➡	3G0000001→			03.0137-9300.2 669300	
1.2 16V	55	09/00→03/08	➡	→ 2G999999			03.0137-9286.2 669286	
			➡	3G0000001→; → 07/07			03.0137-9300.2 669300	
 Bremstrommel								
1.0 12V	43	09/00→08/05	➡	→ 2G999999			24.0218-0039.1 480160	Ø 208 x 34,5 / 182 - RLG / - ABS Ring
1.2 16V Twinport	59	07/04→11/06	➡	4G0000001→			24.0220-0045.1 480189	Ø 232 x 38 / 202 - RLG / - ABS Ring
1.0 12V	44	02/00→11/06	➡	09/00→; → 2G999999			24.0218-0039.1 480160	Ø 208 x 34,5 / 182 - RLG / - ABS Ring
			➡	4G0000001→			24.0220-0045.1 480189	Ø 232 x 38 / 202 - RLG / - ABS Ring
1.2 16V	55	09/00→03/08	➡	→ 2G999999			24.0218-0039.1 480160	Ø 208 x 34,5 / 182 - RLG / - ABS Ring
			➡	4G0000001→; → 07/07			24.0220-0045.1 480189	Ø 232 x 38 / 202 - RLG / - ABS Ring
 Bremsbackensatz								
1.0 12V	43	09/00→08/05	➡	→ 2G999999			03.0137-0399.2 650399	Ø 180 x 26 + HEB
1.2 16V Twinport	59	07/04→11/06	➡	3G0000001→			03.0520-1315.3 691315	Ø 180 x 26 + RZ / + Zub TopKit
			➡	3G0000001→			03.0137-0465.2 650465	Ø 200 x 29 + HEB
			➡	3G0000001→			03.0520-1415.3 691415	Ø 200 x 29 + RZ / + Zub TopKit
1.0 12V	44	02/00→11/06	➡	09/00→; → 2G999999			03.0137-0399.2 650399	Ø 180 x 26 + HEB
			➡	3G0000001→			03.0520-1315.3 691315	Ø 180 x 26 + RZ / + Zub TopKit
			➡	3G0000001→			03.0137-0465.2 650465	Ø 200 x 29 + HEB
			➡	3G0000001→			03.0520-1415.3 691415	Ø 200 x 29 + RZ / + Zub TopKit
1.2 16V	55	09/00→03/08	➡	→ 2G999999			03.0137-0399.2 650399	Ø 180 x 26 + HEB
			➡	3G0000001→; → 07/07			03.0520-1315.3 691315	Ø 180 x 26 + RZ / + Zub TopKit
			➡	3G0000001→			03.0137-0465.2 650465	Ø 200 x 29 + HEB
			➡	3G0000001→			03.0520-1415.3 691415	Ø 200 x 29 + RZ / + Zub TopKit
 Seilzug, Feststellbremse								
1.0 12V	43	09/00→08/05		→ 1G075421; Trommelbremse; <input type="checkbox"/>			24.3727-0771.2 580771	L= 1.516 + Zub
1.2 16V Twinport	59	07/04→11/06		1G075422→ 2G999999; Trommelbremse; <input type="checkbox"/>			24.3727-0771.2 580771	L= 1.516 + Zub
				1G075422→ 2G999999; Trommelbremse; <input type="checkbox"/>			24.3727-0772.2 580772	L= 1.498
				→ 1G075421; Trommelbremse; <input type="checkbox"/>			24.3727-0774.2 580774	L= 1.507 + Zub
				3G0000001→; Trommelbremse; <input type="checkbox"/>			24.3727-0777.2 580777	L= 1.536 + Zub
				3G0000001→; Trommelbremse; <input type="checkbox"/>			24.3727-0778.2 580778	L= 1.530 + Zub
1.0 12V	44	02/00→11/06		09/00→; → 1G075421; Trommelbremse; <input type="checkbox"/>			24.3727-0771.2 580771	L= 1.516 + Zub
				1G075422→ 2G999999; Trommelbremse; <input type="checkbox"/>			24.3727-0771.2 580771	L= 1.516 + Zub
				1G075422→ 2G999999; Trommelbremse; <input type="checkbox"/>			24.3727-0772.2 580772	L= 1.498
				09/00→; → 1G075421; Trommelbremse; <input type="checkbox"/>			24.3727-0774.2 580774	L= 1.507 + Zub
				3G0000001→; Trommelbremse; <input type="checkbox"/>			24.3727-0777.2 580777	L= 1.536 + Zub
				3G0000001→; Trommelbremse; <input type="checkbox"/>			24.3727-0778.2 580778	L= 1.530 + Zub
1.2 16V	55	09/00→03/08		→ 1G075421; Trommelbremse; <input type="checkbox"/>			24.3727-0771.2 580771	L= 1.516 + Zub
				1G075422→ 2G999999; Trommelbremse; <input type="checkbox"/>			24.3727-0771.2 580771	L= 1.516 + Zub
				1G075422→ 2G999999; Trommelbremse; <input type="checkbox"/>			24.3727-0772.2 580772	L= 1.498
				→ 1G075421; Trommelbremse; <input type="checkbox"/>			24.3727-0774.2 580774	L= 1.507 + Zub
				3G0000001→; → 07/07; Trommelbremse; <input type="checkbox"/>			24.3727-0777.2 580777	L= 1.536 + Zub
				3G0000001→; → 07/07; Trommelbremse; <input type="checkbox"/>			24.3727-0778.2 580778	L= 1.530 + Zub












	kw			 	! #		
VAUXHALL - AGILA Mk II (B) (H08) 01/08→11/14							
 Radbremszylinder							
1.0 12V 1.0 i 1.2 i 16V 1.3 CDTI	48 50 63 - 69 55	01/08→11/14 08/11→11/14 01/08→11/14	➔		2	24.3219-1756.3 020511	BOS ALU
Zubehörsatz, Bremsbacken							
1.0 12V 1.0 i 1.2 i 16V 1.3 CDTI	48 50 63 - 69 55	01/08→11/14 08/11→11/14 01/08→11/14	➔			03.0137-9287.2 669287	BOS
 Bremsbackensatz							
1.0 12V 1.0 i 1.2 i 16V 1.3 CDTI	48 50 63 - 69 55	01/08→11/14 08/11→11/14 01/08→11/14	➔			03.0137-0466.2 650466 03.0520-6919.3 696919	BOS Ø 200 x 32 + HEB BOS Ø 200 x 32 + RZ / + Zub TopKit
 Seilzug, Feststellbremse							
1.0 12V 1.0 i 1.2 i 16V 1.3 CDTI	48 50 63 - 69 55	01/08→11/14 08/11→11/14 01/08→11/14		Trommelbremse; <input type="checkbox"/>		24.3727-0792.2 580792	L= 1.600
				Trommelbremse; <input type="checkbox"/>		24.3727-0793.2 580793	L= 1.600
VAUXHALL - ANTARA A (L07) 08/06→							
 Bremsbackensatz, Feststellbremse							
2.0 CDTi	93	08/06→04/15	➔	09/08→		03.0137-3011.2 653011	Ø 188 x 26 - HEB
2.0 CDTI 2.0 CDTI 4x4 2.2 CDTi 4x4	110 110 120 - 135	08/06→04/15 08/06→04/15 12/10→	➔			03.0137-3011.2 653011	Ø 188 x 26 - HEB
2.2 CDTi FWD 2.4 2.4 4x4 2.4 4x4 2.4 LPG 4x4	120 103 - 123 123 103 103	12/10→ 08/06→04/15 12/10→04/15 08/06→	➔	01/07→		03.0137-3011.2 653011	Ø 188 x 26 - HEB
VAUXHALL - ARENA Combi (A97) 01/97→08/01							
 Radbremszylinder							
1.9 D	44	03/98→08/01	➔	- ABS		24.3223-1106.3 020317	BDX GG
			➔	+ ABS		24.3225-1601.3 020359	TRW GG
2.5 D	55	03/98→08/01	➔			24.3225-1601.3 020359	TRW GG
Zubehörsatz, Bremsbacken							
1.9 D	44	03/98→08/01	➔	→ 03/01; - ABS		03.0137-9211.2 669211	BDX
			➔	+ ABS		03.0137-9216.2 669216	TRW
2.5 D	55	03/98→08/01	➔			03.0137-9216.2 669216	TRW
 Bremstrommel							
1.9 D	44	03/98→08/01	➔	+ ABS		24.0225-4015.2 480178	Ø 291 x 70 / 254,8 - RLG / - ABS Ring / mit Radbefestigungsbolzen
2.5 D	55	03/98→08/01	➔			24.0225-4015.2 480178	Ø 291 x 70 / 254,8 - RLG / - ABS Ring / mit Radbefestigungsbolzen
 Bremsbackensatz							
1.9 D	44	03/98→08/01	➔	→ 03/01; - ABS		03.0137-0153.2 650153	BDX Ø 255 x 46
			➔	+ ABS		03.0137-0330.2 650330 03.0520-0825.3 690825	TRW Ø 254 x 57 + HEB TRW Ø 254 x 57 + RZ / + Zub TopKit
2.5 D	55	03/98→08/01	➔			03.0137-0330.2 650330 03.0520-0825.3 690825	TRW Ø 254 x 57 + HEB TRW Ø 254 x 57 + RZ / + Zub TopKit
VAUXHALL - ARENA Van (A97) 01/97→08/01							
 Radbremszylinder							
1.9 D	44	03/98→08/01	➔	- ABS		24.3223-1106.3 020317	BDX GG
→							













	kw					! #		
VAUXHALL - ARENA Van (A97) 01/97→08/01								
 Radbremszylinder								
1.9 D	44	03/98→08/01	➡	+ ABS		24.3225-1601.3	020359	TRW GG
2.5 D	55	03/98→08/01	➡			24.3225-1601.3	020359	TRW GG
Zubehörsatz, Bremsbacken								
1.9 D	44	03/98→08/01	➡	→ 03/01; - ABS		03.0137-9211.2	669211	BDX
			➡	+ ABS		03.0137-9216.2	669216	TRW
2.5 D	55	03/98→08/01	➡			03.0137-9216.2	669216	TRW
 Bremstrommel								
1.9 D	44	03/98→08/01	➡	+ ABS		24.0225-4015.2	480178	Ø 291 x 70 / 254,8 - RLG / - ABS Ring / mit Radbefestigungsbolzen
2.5 D	55	03/98→08/01	➡			24.0225-4015.2	480178	Ø 291 x 70 / 254,8 - RLG / - ABS Ring / mit Radbefestigungsbolzen
 Bremsbackensatz								
1.9 D	44	03/98→08/01	➡	→ 03/01; - ABS		03.0137-0153.2	650153	BDX Ø 255 x 46
			➡	+ ABS		03.0137-0330.2	650330	TRW Ø 254 x 57 + HEB
2.5 D	55	03/98→08/01	➡			03.0520-0825.3	690825	TRW Ø 254 x 57 + RZ / + Zub TopKit
						03.0137-0330.2	650330	TRW Ø 254 x 57 + HEB
						03.0520-0825.3	690825	TRW Ø 254 x 57 + RZ / + Zub TopKit
VAUXHALL - ASTRA Mk III (F) Cabriolet (T92) 09/91→03/01								
 Radbremszylinder								
1.6 i 1.8 16V	55 85	01/96→03/01	➡	→ R2500000	2	03.3217-3512.3	020032	Lucas GG
		11/94→03/01	➡	R2500001→	2	24.3219-1715.3	020122	ALU
2.0 i 16V	100	01/94→02/98	➡	→ R2500000	2	03.3217-3512.3	020032	Lucas GG
			➡	R2500001→; → 10/94	2	24.3219-1715.3	020122	ALU
						24.3219-1767.3	020552	GG
Zubehörsatz, Bremsbacken								
1.6 i 1.8 16V	55 85	01/96→03/01	➡			03.0137-9167.2	669167	
		11/94→03/01	➡					
2.0 i 16V	100	01/94→02/98	➡	→ 10/94		03.0137-9167.2	669167	
 Bremstrommel								
1.6 i 1.8 16V	55 85	01/96→03/01	➡			24.0220-0001.2	480013	Ø 242 x 53,5 / 201,3
		11/94→03/01	➡					
2.0 i 16V	100	01/94→02/98	➡	→ 10/94		24.0220-0001.2	480013	Ø 242 x 53,5 / 201,3
 Bremsbackensatz								
1.6 i 1.8 16V	55 85	01/96→03/01 11/94→03/01	➡			03.0137-0267.2	650267	Ø 200 x 46 + HEB
			➡	R2500001→		03.0420-4019.3	684019	DEL Ø 200 x 46 + RZ / + Zub Kit
			➡			03.0520-4019.3	694019	DEL Ø 200 x 46 + RZ / + Zub TopKit
2.0 i 16V	100	01/94→02/98	➡	→ R2500000		03.0520-3717.3	693717	Ø 200 x 46 + RZ / + Zub TopKit
			➡	→ 10/94		03.0137-0267.2	650267	Ø 200 x 46 + HEB
			➡	R2500001→		03.0420-4019.3	684019	DEL Ø 200 x 46 + RZ / + Zub Kit
			➡			03.0520-4019.3	694019	DEL Ø 200 x 46 + RZ / + Zub TopKit
			➡	→ R2500000		03.0520-3717.3	693717	Ø 200 x 46 + RZ / + Zub TopKit
VAUXHALL - ASTRA Mk III (F) CC (T92) 09/91→02/98								
 Radbremszylinder								
1.4 i 1.4 S	44 55	09/91→02/98	➡	10/91→; → R2500000	2	03.3217-3512.3	020032	Lucas GG
			➡	R2500001→	2	24.3219-1715.3	020122	ALU
1.6 i	55	09/91→02/98	➡			24.3219-1767.3	020552	GG
1.8 i	66	09/91→02/98	➡					
2.0 i	85	09/91→02/98	➡					
1.4 i	60	03/92→02/98	➡	→ R2500000; nicht für Fahrzeuge mit verstärkter Bremse	2	03.3217-3512.3	020032	Lucas GG
			➡	R2500001→; nicht für Fahrzeuge mit verstärkter Bremse	2	24.3219-1715.3	020122	ALU
→								

























	kw					! #		
VAUXHALL - ASTRA Mk III (F) CC (T92) 09/91→02/98								
 Radbremszylinder								
1.4 i	60	03/92→02/98	➡	R2500001→; nicht für Fahrzeuge mit verstärkter Bremse		24.3219-1767.3	020552	GG
			➡	für Fahrzeuge mit verstärkter Bremse	2	24.3219-1715.3	020122	ALU
						24.3219-1767.3	020552	GG
1.6 i	74	03/92→02/98	➡	→ R2500000	2	03.3217-3512.3	020032	Lucas GG
1.6 i 16V	74	01/94→02/98						
1.7 D	42	12/91→02/98	➡	R2500001→	2	24.3219-1715.3	020122	ALU
1.7 TD	60	12/91→02/98				24.3219-1767.3	020552	GG
1.8 i 16V	85	09/94→02/98	➡	11/94→	2	24.3219-1715.3	020122	ALU
						24.3219-1767.3	020552	GG
Zubehörsatz, Bremsbacken								
1.4 i	44	09/91→02/98	➡	10/91→; → SP999999		03.0137-9166.2	669166	
1.4 S	55	09/91→02/98	➡	T2500001→		03.0137-9167.2	669167	
1.4 i	60	03/92→02/98	➡	→ SP999999; Schaltgetriebe		03.0137-9166.2	669166	
1.7 D	42	12/91→02/98	➡	Automatikgetriebe		03.0137-9167.2	669167	
			➡	T2500001→; Schaltgetriebe		03.0137-9167.2	669167	
1.6 i	55	09/91→02/98	➡	10/91→; → SP999999; Schaltgetriebe		03.0137-9166.2	669166	
			➡	10/91→; Automatikgetriebe		03.0137-9167.2	669167	
			➡	T2500001→; Schaltgetriebe		03.0137-9167.2	669167	
1.6 i	74	03/92→02/98	➡			03.0137-9167.2	669167	
1.6 i 16V	74	01/94→02/98						
1.7 TD	60	12/91→02/98						
1.8 i	66	09/91→02/98	➡	10/91→		03.0137-9167.2	669167	
2.0 i	85	09/91→02/98						
1.8 i 16V	85	09/94→02/98	➡	11/94→		03.0137-9167.2	669167	
 Bremstrommel								
1.4 i	44	09/91→02/98	➡	10/91→		24.0220-0011.2	480016	Ø 228 x 37,4 / 201
1.4 S	55	09/91→02/98						
1.4 i	60	03/92→02/98	➡	Schaltgetriebe; für Fahrzeuge mit verstärkter Bremse		24.0220-0001.2	480013	Ø 242 x 53,5 / 201,3
			➡	Automatikgetriebe		24.0220-0001.2	480013	Ø 242 x 53,5 / 201,3
			➡	Schaltgetriebe; nicht für Fahrzeuge mit verstärkter Bremse		24.0220-0011.2	480016	Ø 228 x 37,4 / 201
1.6 i	55	09/91→02/98	➡	10/91→; Automatikgetriebe		24.0220-0001.2	480013	Ø 242 x 53,5 / 201,3
			➡	10/91→; Schaltgetriebe		24.0220-0011.2	480016	Ø 228 x 37,4 / 201
1.6 i	74	03/92→02/98	➡			24.0220-0001.2	480013	Ø 242 x 53,5 / 201,3
1.6 i 16V	74	01/94→02/98						
1.7 TD	60	12/91→02/98						
1.7 D	42	12/91→02/98	➡	für Fahrzeuge mit verstärkter Bremse		24.0220-0001.2	480013	Ø 242 x 53,5 / 201,3
			➡	nicht für Fahrzeuge mit verstärkter Bremse		24.0220-0011.2	480016	Ø 228 x 37,4 / 201
1.8 i	66	09/91→02/98	➡	10/91→		24.0220-0001.2	480013	Ø 242 x 53,5 / 201,3
2.0 i	85	09/91→02/98						
1.8 i 16V	85	09/94→02/98	➡	11/94→		24.0220-0001.2	480013	Ø 242 x 53,5 / 201,3
 Bremsbackensatz								
1.4 i	44	09/91→02/98	➡	10/91→; → SP999999		03.0137-0266.2	650266	Ø 200 x 29 + HEB
1.4 S	55	09/91→02/98	➡	T2500001→		03.0137-0267.2	650267	Ø 200 x 46 + HEB
						03.0420-4019.3	684019	DEL Ø 200 x 46 + RZ / + Zub Kit
						03.0520-4019.3	694019	DEL Ø 200 x 46 + RZ / + Zub TopKit
			➡	R2500001→ SP999999		03.0520-1019.3	691019	TRW Ø 200 x 29 + RZ / + Zub TopKit
						03.0525-0010.3	EQ0010	TRW Ø 200 x 29 - RZ / + Zub Easy Quick
			➡	10/91→; → R2500000		03.0520-1917.3	691917	TRW Ø 200 x 29 + RZ / + Zub TopKit
						03.0525-0010.3	EQ0010	TRW Ø 200 x 29 - RZ / + Zub Easy Quick
1.4 i	60	03/92→02/98	➡	→ SP999999; Schaltgetriebe		03.0137-0266.2	650266	Ø 200 x 29 + HEB
1.7 D	42	12/91→02/98	➡	Automatikgetriebe		03.0137-0267.2	650267	Ø 200 x 46 + HEB
						03.0420-4019.3	684019	DEL Ø 200 x 46 + RZ / + Zub Kit
						03.0520-4019.3	694019	DEL Ø 200 x 46 + RZ / + Zub TopKit
→								

















































	kw					! #				
VAUXHALL - ASTRA Mk III (F) CC (T92) 09/91→02/98										
 Bremsbackensatz										
1.4 i 1.7 D	60 42	03/92→02/98 12/91→02/98	➔	T2500001→; Schaltgetriebe			03.0137-0267.2 650267 03.0420-4019.3 684019 03.0520-4019.3 694019	Ø 200 x 46 + HEB DEL Ø 200 x 46 + RZ / + Zub Kit DEL Ø 200 x 46 + RZ / + Zub TopKit		
			➔	R2500001→ SP999999; Schaltgetriebe			03.0520-1019.3 691019 03.0525-0010.3 EQ0010	TRW Ø 200 x 29 + RZ / + Zub TopKit TRW Ø 200 x 29 - RZ / + Zub Easy Quick		
			➔	→ R2500000; Schaltgetriebe			03.0520-1917.3 691917 03.0525-0010.3 EQ0010	TRW Ø 200 x 29 + RZ / + Zub TopKit TRW Ø 200 x 29 - RZ / + Zub Easy Quick		
1.6 i	55	09/91→02/98	➔	10/91→; → SP999999; Schaltgetriebe			03.0137-0266.2 650266	Ø 200 x 29 + HEB		
			➔	10/91→; Automatikgetriebe			03.0137-0267.2 650267 03.0420-4019.3 684019 03.0520-4019.3 694019	Ø 200 x 46 + HEB DEL Ø 200 x 46 + RZ / + Zub Kit DEL Ø 200 x 46 + RZ / + Zub TopKit		
			➔	T2500001→; Schaltgetriebe			03.0137-0267.2 650267 03.0420-4019.3 684019 03.0520-4019.3 694019	Ø 200 x 46 + HEB DEL Ø 200 x 46 + RZ / + Zub Kit DEL Ø 200 x 46 + RZ / + Zub TopKit		
			➔	R2500001→ SP999999; Schaltgetriebe			03.0520-1019.3 691019 03.0525-0010.3 EQ0010	TRW Ø 200 x 29 + RZ / + Zub TopKit TRW Ø 200 x 29 - RZ / + Zub Easy Quick		
			➔	10/91→; → R2500000; Schaltgetriebe			03.0520-1917.3 691917 03.0525-0010.3 EQ0010	TRW Ø 200 x 29 + RZ / + Zub TopKit TRW Ø 200 x 29 - RZ / + Zub Easy Quick		
1.6 i 1.6 i 16V	74 74	03/92→02/98 01/94→02/98	➔				03.0137-0267.2 650267 03.0420-4019.3 684019 03.0520-4019.3 694019	Ø 200 x 46 + HEB DEL Ø 200 x 46 + RZ / + Zub Kit DEL Ø 200 x 46 + RZ / + Zub TopKit		
			➔							
1.7 TD	60	12/91→02/98	➔				03.0137-0267.2 650267	Ø 200 x 46 + HEB		
			➔	R2500001→			03.0420-4019.3 684019 03.0520-4019.3 694019	DEL Ø 200 x 46 + RZ / + Zub Kit DEL Ø 200 x 46 + RZ / + Zub TopKit		
			➔	→ R2500000			03.0520-3717.3 693717	Ø 200 x 46 + RZ / + Zub TopKit		
1.8 i 2.0 i	66 85	09/91→02/98 09/91→02/98	➔	10/91→			03.0137-0267.2 650267	Ø 200 x 46 + HEB		
			➔	R2500001→			03.0420-4019.3 684019 03.0520-4019.3 694019	DEL Ø 200 x 46 + RZ / + Zub Kit DEL Ø 200 x 46 + RZ / + Zub TopKit		
			➔	10/91→; → R2500000			03.0520-3717.3 693717	Ø 200 x 46 + RZ / + Zub TopKit		
1.8 i 16V	85	09/94→02/98	➔	11/94→			03.0137-0267.2 650267 03.0420-4019.3 684019 03.0520-4019.3 694019	Ø 200 x 46 + HEB DEL Ø 200 x 46 + RZ / + Zub Kit DEL Ø 200 x 46 + RZ / + Zub TopKit		
 Bremsbackensatz, Feststellbremse										
1.8 i 16V	92	09/94→02/98	➔				03.0137-0172.2 650172	Ø 160 x 25		
2.0 i 16V	110	09/91→02/98	➔	10/91→			03.0137-0172.2 650172	Ø 160 x 25		
Zubehörsatz, Feststellbremsbacken										
1.8 i 16V	92	09/94→02/98	➔				03.0137-9243.2 669243			
2.0 i 16V	110	09/91→02/98	➔	10/91→			03.0137-9243.2 669243			
 Seilzug, Feststellbremse										
1.4 i 1.4 S 1.6 i 1.8 i 2.0 i	44 55 55 66 85	09/91→02/98 09/91→02/98 09/91→02/98 09/91→02/98 09/91→02/98		10/91→; Trommelbremse; ↓	1		24.3727-0735.2 580735	L= 1.273 L2= 1.690 + Zub		
1.4 i 1.4 i 16V 1.6 i 1.6 i 16V 1.7 D →	60 66 74 74 42	03/92→02/98 02/96→02/98 03/92→02/98 01/94→02/98 12/91→02/98		Trommelbremse; ↓	1		24.3727-0735.2 580735	L= 1.273 L2= 1.690 + Zub		













	kw					! #		
VAUXHALL - ASTRA Mk III (F) CC (T92) 09/91→02/98								
 Seilzug, Feststellbremse								
1.7 TD 1.8 i 16V	60 85	12/91→02/98 09/94→02/98			Trommelbremse; ↓	1	24.3727-0735.2 580735	L= 1.273 L2= 1.690 + Zub
1.8 i 16V	92	09/94→02/98			Trommelbremse; ↓	1	24.3727-0732.2 580732 24.3727-0735.2 580735	L= 1.288 L2= 1.398 + Zub L= 1.273 L2= 1.690 + Zub
					Scheibenbremse; ↓	1	24.3727-0742.2 580742	L= 1.175 L2= 1.575 + Zub
2.0 i 16V	110	09/91→02/98			10/91→; Trommelbremse; ↓	1	24.3727-0732.2 580732	L= 1.288 L2= 1.398 + Zub
					10/91→; Scheibenbremse; ↓	1	24.3727-0742.2 580742	L= 1.175 L2= 1.575 + Zub
VAUXHALL - ASTRA Mk III (F) Kombi (T92) 03/91→12/98								
 Radbremszylinder								
1.4 i 1.8 i 2.0 i	44 - 60 66 85	03/91→02/98 09/91→02/98 09/91→02/98	→	10/91→		2	24.3219-1715.3 020122 24.3219-1767.3 020552	ALU GG
1.4 i 16V 1.7 D 1.7 TD 1.8 i 16V	66 42 50 - 60 85 - 92	02/96→01/98 12/91→02/98 12/91→02/98 09/94→02/98	→			2	24.3219-1715.3 020122 24.3219-1767.3 020552	ALU GG
1.6 i	52	07/94→02/98	→	→ R2500000		2	03.3217-3512.3 020032	Lucas GG
			→			2	24.3219-1715.3 020122 24.3219-1767.3 020552	ALU GG
			→	R2500001→; → 07/96		2	24.3219-1715.3 020122 24.3219-1767.3 020552	ALU GG
1.6 i	55	09/91→12/98	→	10/91→ 09/98		2	24.3219-1715.3 020122 24.3219-1767.3 020552	ALU GG
Zubehörsatz, Bremsbacken								
1.4 i 1.8 i 2.0 i	44 - 60 66 85	03/91→02/98 09/91→02/98 09/91→02/98	→	10/91→; → SP999999			03.0137-9167.2 669167	
			→	T2500001→			03.0137-9215.2 669215	
1.4 i 16V 1.6 i 1.7 D 1.7 TD 1.8 i 16V	66 52 42 50 - 60 85 - 92	02/96→01/98 07/94→02/98 12/91→02/98 12/91→02/98 09/94→02/98	→	→ SP999999			03.0137-9167.2 669167	
			→	T2500001→			03.0137-9215.2 669215	
1.6 i	55	09/91→12/98	→	10/91→; → SP999999			03.0137-9167.2 669167	
			→	T2500001→; → 09/98			03.0137-9215.2 669215	
 Bremstrommel								
1.4 i 1.8 i 2.0 i	44 - 60 66 85	03/91→02/98 09/91→02/98 09/91→02/98	→	10/91→; → ST999999			24.0220-0001.2 480013	Ø 242 x 53,5 / 201,3
			→	T2500001→			24.0223-0013.2 480061	Ø 265 x 50 / 231
1.4 i 16V 1.6 i 1.7 D 1.7 TD 1.8 i 16V	66 52 42 50 - 60 85 - 92	02/96→01/98 07/94→02/98 12/91→02/98 12/91→02/98 09/94→02/98	→	→ ST999999			24.0220-0001.2 480013	Ø 242 x 53,5 / 201,3
			→	T2500001→			24.0223-0013.2 480061	Ø 265 x 50 / 231
1.6 i	55	09/91→12/98	→	10/91→; → ST999999			24.0220-0001.2 480013	Ø 242 x 53,5 / 201,3
			→	T2500001→; → 09/98			24.0223-0013.2 480061	Ø 265 x 50 / 231
 Bremssackensatz								
1.4 i 1.8 i 2.0 i	44 - 60 66 85	03/91→02/98 09/91→02/98 09/91→02/98	→	10/91→; → SP999999			03.0137-0267.2 650267 03.0420-4019.3 684019 03.0520-4019.3 694019	Ø 200 x 46 + HEB DEL Ø 200 x 46 + RZ / + Zub Kit DEL Ø 200 x 46 + RZ / + Zub TopKit
			→	T2500001→			03.0137-0322.2 650322 03.0520-5719.3 695719	Ø 230 x 42 TRW Ø 230 x 42 + RZ / + Zub TopKit
1.4 i 16V 1.6 i 1.7 D 1.7 TD →	66 52 42 50 - 60	02/96→01/98 07/94→02/98 12/91→02/98 12/91→02/98	→	→ SP999999			03.0137-0267.2 650267 03.0420-4019.3 684019 03.0520-4019.3 694019	Ø 200 x 46 + HEB DEL Ø 200 x 46 + RZ / + Zub Kit DEL Ø 200 x 46 + RZ / + Zub TopKit
















































	kw					! #		
VAUXHALL - ASTRA Mk III (F) Kombi (T92) 03/91→12/98								
 Bremsbackensatz								
1.8 i 16V	85 - 92	09/94→02/98	➔	T2500001→			03.0137-0322.2 650322 03.0520-5719.3 695719	Ø 230 x 42 TRW Ø 230 x 42 + RZ / + Zub TopKit
1.6 i	55	09/91→12/98	➔	10/91→; → SP999999			03.0137-0267.2 650267 03.0420-4019.3 684019 03.0520-4019.3 694019	Ø 200 x 46 + HEB DEL Ø 200 x 46 + RZ / + Zub Kit DEL Ø 200 x 46 + RZ / + Zub TopKit
				T2500001→; → 09/98			03.0137-0322.2 650322 03.0520-5719.3 695719	Ø 230 x 42 TRW Ø 230 x 42 + RZ / + Zub TopKit
 Seilzug, Feststellbremse								
1.4 i	44 - 60	03/91→02/98		10/91→; Trommelbremse; ↓	1	24.3727-0732.2 580732		L= 1.288 L2= 1.398 + Zub
1.8 i	66	09/91→02/98						
1.4 i 16V	66	02/96→01/98		Trommelbremse; ↓	1	24.3727-0732.2 580732		L= 1.288 L2= 1.398 + Zub
1.6 i	52	07/94→02/98						
1.7 D	42	12/91→02/98						
1.7 TD	50 - 60	12/91→02/98						
1.8 i 16V	85 - 92	09/94→02/98						
1.6 i	55	09/91→12/98		10/91→ 09/98; Trommelbremse; ↓	1	24.3727-0732.2 580732		L= 1.288 L2= 1.398 + Zub
2.0 i	85	09/91→02/98		10/91→; → R8999999; Trommelbremse; ↓	1	24.3727-0732.2 580732		L= 1.288 L2= 1.398 + Zub
VAUXHALL - ASTRA Mk III (F) Stufenheck (T92) 09/91→09/98								
 Radbremszylinder								
1.6 i	55	03/92→09/98	➔	→ R2500000	2	03.3217-3512.3 020032		Lucas GG
1.6 i 16V	74	08/94→09/98	➔	R2500001→	2	24.3219-1715.3 020122 24.3219-1767.3 020552		ALU GG
1.7 D	44	07/92→09/98						
1.7 TD	50 - 60	12/91→09/98						
1.8 i	66	03/92→09/98						
2.0 i	85	03/92→09/98						
1.8 i 16V	82	09/95→02/98	➔		2	24.3219-1715.3 020122 24.3219-1767.3 020552		ALU GG
Zubehörsatz, Bremsbacken								
1.6 i	55	03/92→09/98	➔	→ SP999999; Schaltgetriebe		03.0137-9166.2 669166		
1.7 D	44	07/92→09/98	➔	Automatikgetriebe		03.0137-9167.2 669167		
			➔	T2500001→; Schaltgetriebe		03.0137-9167.2 669167		
1.6 i 16V	74	08/94→09/98	➔			03.0137-9167.2 669167		
1.7 TD	50 - 60	12/91→09/98						
1.8 i	66	03/92→09/98						
1.8 i 16V	82	09/95→02/98						
2.0 i	85	03/92→09/98						
 Bremstrommel								
1.6 i	55	03/92→09/98	➔	Automatikgetriebe		24.0220-0001.2 480013		Ø 242 x 53,5 / 201,3
			➔	Schaltgetriebe		24.0220-0011.2 480016		Ø 228 x 37,4 / 201
1.6 i 16V	74	08/94→09/98	➔			24.0220-0001.2 480013		Ø 242 x 53,5 / 201,3
1.7 TD	50 - 60	12/91→09/98						
1.8 i	66	03/92→09/98						
1.8 i 16V	82	09/95→02/98						
2.0 i	85	03/92→09/98						
1.7 D	44	07/92→09/98	➔	für Fahrzeuge mit verstärkter Bremse		24.0220-0001.2 480013		Ø 242 x 53,5 / 201,3
			➔	nicht für Fahrzeuge mit verstärkter Bremse		24.0220-0011.2 480016		Ø 228 x 37,4 / 201
 Bremsbackensatz								
1.6 i	55	03/92→09/98	➔	→ SP999999; Schaltgetriebe		03.0137-0266.2 650266		Ø 200 x 29 + HEB
1.7 D	44	07/92→09/98	➔	Automatikgetriebe		03.0137-0267.2 650267 03.0420-4019.3 684019 03.0520-4019.3 694019		Ø 200 x 46 + HEB DEL Ø 200 x 46 + RZ / + Zub Kit DEL Ø 200 x 46 + RZ / + Zub TopKit
			➔	T2500001→; Schaltgetriebe		03.0137-0267.2 650267 03.0420-4019.3 684019		Ø 200 x 46 + HEB DEL Ø 200 x 46 + RZ / + Zub Kit








	kw					! #		
VAUXHALL - ASTRA Mk III (F) Stufenheck (T92) 09/91→09/98								
 Bremsbackensatz								
1.6 i 1.7 D	55 44	03/92→09/98 07/92→09/98	➔	T2500001→; Schaltgetriebe			03.0520-4019.3 694019	DEL Ø 200 x 46 + RZ / + Zub TopKit
			➔	R2500001→ SP999999; Schaltgetriebe			03.0520-1019.3 691019 03.0525-0010.3 EQ0010	TRW Ø 200 x 29 + RZ / + Zub TopKit TRW Ø 200 x 29 - RZ / + Zub Easy Quick
			➔	→ R2500000; Schaltgetriebe			03.0520-1917.3 691917 03.0525-0010.3 EQ0010	TRW Ø 200 x 29 + RZ / + Zub TopKit TRW Ø 200 x 29 - RZ / + Zub Easy Quick
1.6 i 16V 1.8 i 16V	74 82	08/94→09/98 09/95→02/98	➔				03.0137-0267.2 650267 03.0420-4019.3 684019 03.0520-4019.3 694019	Ø 200 x 46 + HEB DEL Ø 200 x 46 + RZ / + Zub Kit DEL Ø 200 x 46 + RZ / + Zub TopKit
1.7 TD 1.8 i 2.0 i	50 - 60 66 85	12/91→09/98 03/92→09/98 03/92→09/98	➔	R2500001→			03.0137-0267.2 650267 03.0420-4019.3 684019 03.0520-4019.3 694019	Ø 200 x 46 + HEB DEL Ø 200 x 46 + RZ / + Zub Kit DEL Ø 200 x 46 + RZ / + Zub TopKit
			➔	→ R2500000			03.0520-3717.3 693717	Ø 200 x 46 + RZ / + Zub TopKit
 Bremsbackensatz, Feststellbremse								
1.8 i 16V 2.0 i 16V	82 100	09/95→02/98 02/95→09/98	➔				03.0137-0172.2 650172	Ø 160 x 25
Zubehörsatz, Feststellbremsbacken								
1.8 i 16V 2.0 i 16V	82 100	09/95→02/98 02/95→09/98	➔				03.0137-9243.2 669243	
 Seilzug, Feststellbremse								
1.4 i 1.4 i 16V 1.6 i 1.6 i 16V 1.7 D 1.7 TD 1.8 i 2.0 i	44 - 60 66 55 74 44 50 - 60 66 85	04/92→09/98 02/96→09/98 03/92→09/98 08/94→09/98 07/92→09/98 12/91→09/98 03/92→09/98 03/92→09/98		Trommelbremse; ⬇		1	24.3727-0735.2 580735	L= 1.273 L2= 1.690 + Zub
1.8 i 16V 2.0 i 16V	82 100	09/95→02/98 02/95→09/98		Trommelbremse; ⬇		1	24.3727-0732.2 580732	L= 1.288 L2= 1.398 + Zub
				Scheibenbremse; ⬇		1	24.3727-0742.2 580742	L= 1.175 L2= 1.575 + Zub
VAUXHALL - ASTRA Mk IV (G) Cabriolet (T98) 03/01→10/05								
 Seilzug, Feststellbremse								
2.0 2.0 Turbo 2.2 16V	147 141 108	09/02→10/05 03/02→10/05 03/01→10/05		42000001→; Scheibenbremse; ⬆		1	24.3727-0748.2 580748	L= 279 + Zub
				→ 22006460; Scheibenbremse; ⬆		1	24.3727-0748.2 580748	L= 279 + Zub
				22006461→ 38999999; Scheibenbremse; ⬆		1	24.3727-0748.2 580748	L= 279 + Zub
				→ 22006460; Scheibenbremse; ⬇		1	24.3727-0752.2 580752	L= 1.593 L2= 1.593 + Zub
				22006461→ 38999999; Scheibenbremse; ⬇		1	24.3727-0753.2 580753	L= 1.592 L2= 1.592 + Zub
				42000001→; Scheibenbremse; ⬇		1	24.3727-0783.2 580783	L= 1.587 L2= 1.587 + Zub
VAUXHALL - ASTRA Mk IV (G) CC (T98) 02/98→05/05								
 Radbremszylinder								
1.4 16V 1.6 1.6 16V 1.6 Dualfuel 1.7 TD	66 55 74 55 50	02/98→05/05 02/98→09/00 02/98→05/05 02/98→12/00 02/98→08/00	➔	04/98→		2	24.3219-1715.3 020122	ALU
1.4 16V Dualfuel 1.6 1.6 Dualfuel 1.7 DTI 16V	66 62 62 - 74 55	09/99→06/03 09/00→05/05 09/99→05/05 02/00→05/05	➔			2	24.3219-1715.3 020122	ALU
Zubehörsatz, Bremsbacken								
1.4 16V 1.6 1.6 16V 1.6 Dualfuel	66 55 74 55	02/98→05/05 02/98→09/00 02/98→05/05 02/98→12/00	➔	22000001→			03.0137-9215.2 669215	
			➔	04/98→; → 18999999			03.0137-9215.2 669215	
→								




























	kw					! #		
VAUXHALL - ASTRA Mk IV (G) CC (T98) 02/98→05/05								
Zubehörsatz, Bremsbacken								
1.4 16V Dualfuel	66	09/99→06/03	➡	22000001→			03.0137-9215.2	669215
1.6	62	09/00→05/05	➡	→ 18999999			03.0137-9215.2	669215
1.6 Dualfuel	62 -	09/99→05/05						
	74							
1.7 DTI 16V	55	02/00→05/05						
1.7 TD	50	02/98→08/00	➡	04/98→			03.0137-9215.2	669215
 Bremstrommel								
1.4 16V	66	02/98→05/05	➡	04/98→			24.0223-0013.2	480061 Ø 265 x 50 / 231
1.6	55	02/98→09/00						
1.6 16V	74	02/98→05/05						
1.6 Dualfuel	55	02/98→12/00						
1.7 TD	50	02/98→08/00						
1.4 16V Dualfuel	66	09/99→06/03	➡				24.0223-0013.2	480061 Ø 265 x 50 / 231
1.6	62	09/00→05/05						
1.6 Dualfuel	62 -	09/99→05/05						
	74							
1.7 DTI 16V	55	02/00→05/05						
 Bremsbackensatz								
1.4 16V	66	02/98→05/05	➡	04/98→; → 18999999			03.0137-0322.2	650322 Ø 230 x 42
1.6	55	02/98→09/00					03.0520-5719.3	695719 TRW Ø 230 x 42 + RZ / + Zub TopKit
1.6 16V	74	02/98→05/05						
1.6 Dualfuel	55	02/98→12/00						
			➡	22000001→			03.0137-0424.2	650424 Ø 230 x 42 + HEB
							03.0520-6019.3	696019 Ø 230 x 42 + RZ / + Zub TopKit
1.4 16V Dualfuel	66	09/99→06/03	➡	→ 18999999			03.0137-0322.2	650322 Ø 230 x 42
1.6	62	09/00→05/05					03.0520-5719.3	695719 TRW Ø 230 x 42 + RZ / + Zub TopKit
1.6 Dualfuel	62 -	09/99→05/05						
	74							
1.7 DTI 16V	55	02/00→05/05	➡	22000001→			03.0137-0424.2	650424 Ø 230 x 42 + HEB
							03.0520-6019.3	696019 Ø 230 x 42 + RZ / + Zub TopKit
1.7 TD	50	02/98→08/00	➡	04/98→			03.0137-0322.2	650322 Ø 230 x 42
							03.0520-5719.3	695719 TRW Ø 230 x 42 + RZ / + Zub TopKit
 Seilzug, Feststellbremse								
1.4 16V	66	02/98→05/05		04/98→; Trommelbremse; ⬇	2	24.3727-0746.2	580746	L= 182 + Zub
1.6	55	02/98→09/00		04/98→; Trommelbremse; ⬇	1	24.3727-0747.2	580747	L= 1.252 L2= 1.252 + Zub
1.6 16V	74	02/98→05/05		04/98→; Trommelbremse; ⬇	1	24.3727-0747.2	580747	L= 1.252 L2= 1.252 + Zub
1.6 Dualfuel	55	02/98→12/00		42000001→; Scheibenbremse; ⬆	1	24.3727-0748.2	580748	L= 279 + Zub
				04/98→; → 22006460; Scheibenbremse; ⬆	1	24.3727-0748.2	580748	L= 279 + Zub
				04/98→; Trommelbremse; ⬆	1	24.3727-0748.2	580748	L= 279 + Zub
				22006461→ 38999999; Scheibenbremse; ⬆	1	24.3727-0748.2	580748	L= 279 + Zub
				04/98→; → 22006460; Scheibenbremse; ⬇	1	24.3727-0752.2	580752	L= 1.593 L2= 1.593 + Zub
				22006461→ 38999999; Scheibenbremse; ⬇	1	24.3727-0753.2	580753	L= 1.592 L2= 1.592 + Zub
				42000001→; Scheibenbremse; ⬇	1	24.3727-0783.2	580783	L= 1.587 L2= 1.587 + Zub
1.4 16V Dualfuel	66	09/99→06/03		Trommelbremse; ⬇	2	24.3727-0746.2	580746	L= 182 + Zub
1.6	62	09/00→05/05		Trommelbremse; ⬇	1	24.3727-0747.2	580747	L= 1.252 L2= 1.252 + Zub
1.6 Dualfuel	62 -	09/99→05/05		→ 22006460; Scheibenbremse; ⬆	1	24.3727-0748.2	580748	L= 279 + Zub
1.7 DTI 16V	55	02/00→05/05		42000001→; Scheibenbremse; ⬆	1	24.3727-0748.2	580748	L= 279 + Zub
				Trommelbremse; ⬆	1	24.3727-0748.2	580748	L= 279 + Zub
				22006461→ 38999999; Scheibenbremse; ⬆	1	24.3727-0748.2	580748	L= 279 + Zub
				→ 22006460; Scheibenbremse; ⬇	1	24.3727-0752.2	580752	L= 1.593 L2= 1.593 + Zub
				22006461→ 38999999; Scheibenbremse; ⬇	1	24.3727-0753.2	580753	L= 1.592 L2= 1.592 + Zub
				42000001→; Scheibenbremse; ⬇	1	24.3727-0783.2	580783	L= 1.587 L2= 1.587 + Zub
1.7 CDTI 16V	59	04/03→05/05		→ 38999999; Scheibenbremse; ⬆	1	24.3727-0748.2	580748	L= 279 + Zub
				42000001→; Scheibenbremse; ⬆	1	24.3727-0748.2	580748	L= 279 + Zub
				→ 38999999; Scheibenbremse; ⬇	1	24.3727-0753.2	580753	L= 1.592 L2= 1.592 + Zub
				42000001→; Scheibenbremse; ⬇	1	24.3727-0783.2	580783	L= 1.587 L2= 1.587 + Zub
1.7 TD	50	02/98→08/00		04/98→; Trommelbremse; ⬇	2	24.3727-0746.2	580746	L= 182 + Zub
				04/98→; Trommelbremse; ⬇	1	24.3727-0747.2	580747	L= 1.252 L2= 1.252 + Zub
				04/98→; Trommelbremse; ⬆	1	24.3727-0748.2	580748	L= 279 + Zub
				04/98→; Scheibenbremse; ⬆	1	24.3727-0748.2	580748	L= 279 + Zub
				04/98→; Scheibenbremse; ⬇	1	24.3727-0752.2	580752	L= 1.593 L2= 1.593 + Zub
→								







































	kw					! #		
VAUXHALL - ASTRA Mk IV (G) CC (T98) 02/98→05/05								
 Seilzug, Feststellbremse								
1.8 16V 2.0 16V 2.0 DI	85	02/98→09/00		04/98→; → 22006460; Scheibenbremse;	1	24.3727-0748.2	580748	L= 279 + Zub
	100	02/98→05/05						
	60	02/98→05/05		42000001→; Scheibenbremse; 	1	24.3727-0748.2	580748	L= 279 + Zub
				22006461→ 38999999; Scheibenbremse; 	1	24.3727-0748.2	580748	L= 279 + Zub
				04/98→; → 22006460; Scheibenbremse; 	1	24.3727-0752.2	580752	L= 1.593 L2= 1.593 + Zub
				22006461→ 38999999; Scheibenbremse; 	1	24.3727-0753.2	580753	L= 1.592 L2= 1.592 + Zub
1.8 16V 1.8 16V Dualfuel 2.0 2.0 DTI 16V 2.0 SRI Turbo 2.2 16V	92	09/00→05/05		42000001→; Scheibenbremse; 	1	24.3727-0783.2	580783	L= 1.587 L2= 1.587 + Zub
	87 - 92	07/02→05/05		→ 22006460; Scheibenbremse; 	1	24.3727-0748.2	580748	L= 279 + Zub
	147	08/02→05/05		22006461→ 38999999; Scheibenbremse; 	1	24.3727-0748.2	580748	L= 279 + Zub
	74	08/99→05/05		→ 22006460; Scheibenbremse; 	1	24.3727-0752.2	580752	L= 1.593 L2= 1.593 + Zub
	141	11/01→05/05		22006461→ 38999999; Scheibenbremse; 	1	24.3727-0753.2	580753	L= 1.592 L2= 1.592 + Zub
	108	03/01→05/05		42000001→; Scheibenbremse; 	1	24.3727-0783.2	580783	L= 1.587 L2= 1.587 + Zub
VAUXHALL - ASTRA Mk IV (G) Coupe (T98) 03/00→08/05								
 Radbremszylinder								
1.6 16V	76	03/00→08/05			2	24.3219-1715.3	020122	ALU
Zubehörsatz, Bremsbacken								
1.6 16V	76	03/00→08/05		22000001→		03.0137-9215.2	669215	
				→ 18999999		03.0137-9215.2	669215	
 Bremstrommel								
1.6 16V	76	03/00→08/05				24.0223-0013.2	480061	Ø 265 x 50 / 231
 Bremsbackensatz								
1.6 16V	76	03/00→08/05		→ 18999999		03.0137-0322.2	650322	Ø 230 x 42
						03.0520-5719.3	695719	TRW Ø 230 x 42 + RZ / + Zub TopKit
				22000001→		03.0137-0424.2	650424	Ø 230 x 42 + HEB
						03.0520-6019.3	696019	Ø 230 x 42 + RZ / + Zub TopKit
 Seilzug, Feststellbremse								
1.6 16V	76	03/00→08/05		Trommelbremse; 	2	24.3727-0746.2	580746	L= 182 + Zub
				Trommelbremse; 	1	24.3727-0747.2	580747	L= 1.252 L2= 1.252 + Zub
				→ 22006460; Scheibenbremse; 	1	24.3727-0748.2	580748	L= 279 + Zub
				42000001→; Scheibenbremse; 	1	24.3727-0748.2	580748	L= 279 + Zub
				Trommelbremse; 	1	24.3727-0748.2	580748	L= 279 + Zub
				22006461→ 38999999; Scheibenbremse; 	1	24.3727-0748.2	580748	L= 279 + Zub
				→ 22006460; Scheibenbremse; 	1	24.3727-0752.2	580752	L= 1.593 L2= 1.593 + Zub
				22006461→ 38999999; Scheibenbremse; 	1	24.3727-0753.2	580753	L= 1.592 L2= 1.592 + Zub
1.8 16V 1.8 16V Dualfuel 2.0 16V Turbo	85 - 92	03/00→08/05		42000001→; Scheibenbremse; 	1	24.3727-0748.2	580748	L= 279 + Zub
	87 - 92	07/02→08/05		→ 22006460; Scheibenbremse; 	1	24.3727-0748.2	580748	L= 279 + Zub
	140	09/00→08/05		22006461→ 38999999; Scheibenbremse; 	1	24.3727-0748.2	580748	L= 279 + Zub
				→ 22006460; Scheibenbremse; 	1	24.3727-0752.2	580752	L= 1.593 L2= 1.593 + Zub
			22006461→ 38999999; Scheibenbremse; 	1	24.3727-0753.2	580753	L= 1.592 L2= 1.592 + Zub	
			42000001→; Scheibenbremse; 	1	24.3727-0783.2	580783	L= 1.587 L2= 1.587 + Zub	
2.2 16V	108	03/00→08/05		09/00→; → 22006460; Scheibenbremse; 	1	24.3727-0748.2	580748	L= 279 + Zub
				42000001→; Scheibenbremse; 	1	24.3727-0748.2	580748	L= 279 + Zub
				22006461→ 38999999; Scheibenbremse; 	1	24.3727-0748.2	580748	L= 279 + Zub
				09/00→; → 22006460; Scheibenbremse; 	1	24.3727-0752.2	580752	L= 1.593 L2= 1.593 + Zub
				22006461→ 38999999; Scheibenbremse; 	1	24.3727-0753.2	580753	L= 1.592 L2= 1.592 + Zub

	kw					! #		
VAUXHALL - ASTRA Mk IV (G) Coupe (T98) 03/00→08/05								
 Seilzug, Feststellbremse								
2.2 16V	108	03/00→08/05		42000001→; Scheibenbremse; ⬇	1	24.3727-0783.2	580783	L= 1.587 L2= 1.587 + Zub
VAUXHALL - ASTRA Mk IV (G) Kombi (T98) 02/98→05/05								
 Radbremszylinder								
1.4 16V 1.6	66 55 - 62	02/98→05/05 03/98→04/04	➡	04/98→	2	24.3219-1715.3	020122	ALU
1.6 16V 1.6 Dualfuel 1.7 TD	74 63 50	03/98→04/04 03/98→04/04 02/98→08/00						
1.4 16V Dualfuel 1.6 1.6 Dualfuel 1.7 DTI 16V	66 76 55 - 74 55	09/99→06/03 12/02→05/05 02/98→05/05 02/00→05/05	➡		2	24.3219-1715.3	020122	ALU
Zubehörsatz, Bremsbacken								
1.4 16V 1.6	66 55 - 62	02/98→05/05 03/98→04/04	➡	22000001→		03.0137-9215.2	669215	
1.6 16V 1.6 Dualfuel	74 63	03/98→04/04 03/98→04/04	➡	04/98→; → 18999999		03.0137-9215.2	669215	
1.4 16V Dualfuel 1.6 1.6 Dualfuel 1.7 DTI 16V 1.7 TD	66 76 55 - 74 55 50	09/99→06/03 12/02→05/05 02/98→05/05 02/00→05/05 02/98→08/00	➡	22000001→ → 18999999 04/98→		03.0137-9215.2 03.0137-9215.2 03.0137-9215.2	669215 669215 669215	
 Bremstrommel								
1.4 16V 1.6	66 55 - 62	02/98→05/05 03/98→04/04	➡	04/98→		24.0223-0013.2	480061	Ø 265 x 50 / 231
1.6 16V 1.6 Dualfuel 1.7 TD	74 63 50	03/98→04/04 03/98→04/04 02/98→08/00						
1.4 16V Dualfuel 1.6 1.6 Dualfuel 1.7 DTI 16V	66 76 55 - 74 55	09/99→06/03 12/02→05/05 02/98→05/05 02/00→05/05	➡			24.0223-0013.2	480061	Ø 265 x 50 / 231
 Bremsbackensatz								
1.4 16V 1.6	66 55 - 62	02/98→05/05 03/98→04/04	➡	04/98→; → 18999999		03.0137-0322.2	650322	Ø 230 x 42
1.6 16V 1.6 Dualfuel	74 63	03/98→04/04 03/98→04/04	➡			03.0520-5719.3	695719	TRW Ø 230 x 42 + RZ / + Zub TopKit
1.4 16V Dualfuel 1.6 1.6 Dualfuel 1.7 DTI 16V	66 76 55 - 74 55	09/99→06/03 12/02→05/05 02/98→05/05 02/00→05/05	➡	→ 18999999 22000001→		03.0137-0424.2	650424	Ø 230 x 42 + HEB
1.7 TD	50	02/98→08/00	➡	04/98→		03.0520-6019.3	696019	Ø 230 x 42 + RZ / + Zub TopKit
						03.0137-0322.2	650322	Ø 230 x 42
						03.0520-5719.3	695719	TRW Ø 230 x 42 + RZ / + Zub TopKit
						03.0137-0424.2	650424	Ø 230 x 42 + HEB
						03.0520-6019.3	696019	Ø 230 x 42 + RZ / + Zub TopKit
						03.0137-0322.2	650322	Ø 230 x 42
						03.0520-5719.3	695719	TRW Ø 230 x 42 + RZ / + Zub TopKit
						03.0137-0424.2	650424	Ø 230 x 42 + HEB
						03.0520-6019.3	696019	Ø 230 x 42 + RZ / + Zub TopKit
						03.0137-0322.2	650322	Ø 230 x 42
						03.0520-5719.3	695719	TRW Ø 230 x 42 + RZ / + Zub TopKit
 Seilzug, Feststellbremse								
1.4 16V 1.6	66 55 - 62	02/98→05/05 03/98→04/04		04/98→; Trommelbremse; ⬇	2	24.3727-0746.2	580746	L= 182 + Zub
1.6 16V 1.6 Dualfuel	74 63	03/98→04/04 03/98→04/04		04/98→; Trommelbremse; ⬇	1	24.3727-0747.2	580747	L= 1.252 L2= 1.252 + Zub
				42000001→; Scheibenbremse; ⬆	1	24.3727-0748.2	580748	L= 279 + Zub
				04/98→; → 22006460; Scheibenbremse; ⬆	1	24.3727-0748.2	580748	L= 279 + Zub
				04/98→; Trommelbremse; ⬆	1	24.3727-0748.2	580748	L= 279 + Zub
				22006461→ 38999999; Scheibenbremse; ⬆	1	24.3727-0748.2	580748	L= 279 + Zub
				04/98→; → 22006460; Scheibenbremse; ⬇	1	24.3727-0752.2	580752	L= 1.593 L2= 1.593 + Zub
				22006461→ 38999999; Scheibenbremse; ⬇	1	24.3727-0753.2	580753	L= 1.592 L2= 1.592 + Zub
				42000001→; Scheibenbremse; ⬇	1	24.3727-0783.2	580783	L= 1.587 L2= 1.587 + Zub
1.4 16V Dualfuel →	66	09/99→06/03		Trommelbremse; ⬇	2	24.3727-0746.2	580746	L= 182 + Zub













	kw					! #		
VAUXHALL - ASTRA Mk IV (G) Kombi (T98) 02/98→05/05								
Seilzug, Feststellbremse								
1.6 1.6 Dualfuel	76 55 - 74	12/02→05/05 02/98→05/05		Trommelbremse; 	1	24.3727-0747.2	580747	L= 1.252 L2= 1.252 + Zub
				→ 22006460; Scheibenbremse; 	1	24.3727-0748.2	580748	L= 279 + Zub
1.7 DTI 16V	55	02/00→05/05		42000001→; Scheibenbremse; 	1	24.3727-0748.2	580748	L= 279 + Zub
				Trommelbremse; 	1	24.3727-0748.2	580748	L= 279 + Zub
				22006461→ 38999999; Scheibenbremse; 	1	24.3727-0748.2	580748	L= 279 + Zub
				→ 22006460; Scheibenbremse; 	1	24.3727-0752.2	580752	L= 1.593 L2= 1.593 + Zub
				22006461→ 38999999; Scheibenbremse; 	1	24.3727-0753.2	580753	L= 1.592 L2= 1.592 + Zub
				42000001→; Scheibenbremse; 	1	24.3727-0783.2	580783	L= 1.587 L2= 1.587 + Zub
1.7 CDTI 16V	59	04/03→05/05		→ 38999999; Scheibenbremse; 	1	24.3727-0748.2	580748	L= 279 + Zub
				42000001→; Scheibenbremse; 	1	24.3727-0748.2	580748	L= 279 + Zub
				→ 38999999; Scheibenbremse; 	1	24.3727-0753.2	580753	L= 1.592 L2= 1.592 + Zub
				42000001→; Scheibenbremse; 	1	24.3727-0783.2	580783	L= 1.587 L2= 1.587 + Zub
1.7 TD	50	02/98→08/00		04/98→; Trommelbremse; 	2	24.3727-0746.2	580746	L= 182 + Zub
				04/98→; Trommelbremse; 	1	24.3727-0747.2	580747	L= 1.252 L2= 1.252 + Zub
				04/98→; Trommelbremse; 	1	24.3727-0748.2	580748	L= 279 + Zub
				04/98→; Scheibenbremse; 	1	24.3727-0748.2	580748	L= 279 + Zub
				04/98→; Scheibenbremse; 	1	24.3727-0752.2	580752	L= 1.593 L2= 1.593 + Zub
1.8 16V 2.0 DI	85 60	02/98→08/00 03/98→04/04		04/98→; → 22006460; Scheibenbremse; 	1	24.3727-0748.2	580748	L= 279 + Zub
				42000001→; Scheibenbremse; 	1	24.3727-0748.2	580748	L= 279 + Zub
				22006461→ 38999999; Scheibenbremse; 	1	24.3727-0748.2	580748	L= 279 + Zub
				04/98→; → 22006460; Scheibenbremse; 	1	24.3727-0752.2	580752	L= 1.593 L2= 1.593 + Zub
				22006461→ 38999999; Scheibenbremse; 	1	24.3727-0753.2	580753	L= 1.592 L2= 1.592 + Zub
				42000001→; Scheibenbremse; 	1	24.3727-0783.2	580783	L= 1.587 L2= 1.587 + Zub
1.8 16V 1.8 16V Dualfuel	92 87 - 92	09/00→05/05 07/02→05/05		42000001→; Scheibenbremse; 	1	24.3727-0748.2	580748	L= 279 + Zub
				→ 22006460; Scheibenbremse; 	1	24.3727-0748.2	580748	L= 279 + Zub
2.2 16V	108	03/01→05/05		22006461→ 38999999; Scheibenbremse; 	1	24.3727-0748.2	580748	L= 279 + Zub
				→ 22006460; Scheibenbremse; 	1	24.3727-0752.2	580752	L= 1.593 L2= 1.593 + Zub
				22006461→ 38999999; Scheibenbremse; 	1	24.3727-0753.2	580753	L= 1.592 L2= 1.592 + Zub
				42000001→; Scheibenbremse; 	1	24.3727-0783.2	580783	L= 1.587 L2= 1.587 + Zub
2.0 DTI 16V	74	03/98→04/04		08/99→; → 22006460; Scheibenbremse; 	1	24.3727-0748.2	580748	L= 279 + Zub
				42000001→; Scheibenbremse; 	1	24.3727-0748.2	580748	L= 279 + Zub
				22006461→ 38999999; Scheibenbremse; 	1	24.3727-0748.2	580748	L= 279 + Zub
				08/99→; → 22006460; Scheibenbremse; 	1	24.3727-0752.2	580752	L= 1.593 L2= 1.593 + Zub
				22006461→ 38999999; Scheibenbremse; 	1	24.3727-0753.2	580753	L= 1.592 L2= 1.592 + Zub
				42000001→; Scheibenbremse; 	1	24.3727-0783.2	580783	L= 1.587 L2= 1.587 + Zub
VAUXHALL - ASTRA Mk IV (G) Stufenheck (T98) 02/98→05/05								
Radbremszylinder								
1.4 16V 1.6	66 55 - 62	09/98→05/05 09/98→05/05			2	24.3219-1715.3	020122	ALU
1.6 16V 1.6 Dualfuel	74 55 - 74	09/98→05/05 02/98→05/05						
1.7 DTI 16V 1.7 TD	55 50	02/00→05/05 09/98→08/00						
Zubehörsatz, Bremsbacken								
1.4 16V 1.6	66 55 - 62	09/98→05/05 09/98→05/05		22000001→		03.0137-9215.2	669215	
				→ 18999999		03.0137-9215.2	669215	
1.6 16V 1.6 Dualfuel	74 55 - 74	09/98→05/05 02/98→05/05						
1.7 DTI 16V 1.7 TD	55 50	02/00→05/05 09/98→08/00				03.0137-9215.2	669215	
								












	kw					! #		
VAUXHALL - ASTRA Mk IV (G) Stufenheck (T98) 02/98→05/05								
Bremstrommel								
1.4 16V 1.6	66 55 - 62	09/98→05/05 09/98→05/05	➔				24.0223-0013.2 480061	Ø 265 x 50 / 231
1.6 16V 1.6 Dualfuel	74 55 - 74	09/98→05/05 02/98→05/05						
1.7 DTI 16V 1.7 TD	55 50	02/00→05/05 09/98→08/00						
Bremsbackensatz								
1.4 16V 1.6	66 55 - 62	09/98→05/05 09/98→05/05	➔	→ 18999999			03.0137-0322.2 650322 03.0520-5719.3 695719	Ø 230 x 42 TRW Ø 230 x 42 + RZ / + Zub TopKit
1.6 16V 1.6 Dualfuel	74 55 - 74	09/98→05/05 02/98→05/05	➔	22000001→			03.0137-0424.2 650424 03.0520-6019.3 696019	Ø 230 x 42 + HEB Ø 230 x 42 + RZ / + Zub TopKit
1.7 DTI 16V 1.7 TD	55 50	02/00→05/05 09/98→08/00	➔				03.0137-0322.2 650322 03.0520-5719.3 695719	Ø 230 x 42 TRW Ø 230 x 42 + RZ / + Zub TopKit
Seilzug, Feststellbremse								
1.4 16V 1.6	66 55 - 62	09/98→05/05 09/98→05/05		Trommelbremse; ⬇	2	24.3727-0746.2 580746		L= 182 + Zub
1.6 16V 1.6 Dualfuel	74 55 - 74	09/98→05/05 02/98→05/05		→ 22006460; Scheibenbremse; ⬆	1	24.3727-0747.2 580747 24.3727-0748.2 580748		L= 1.252 L2= 1.252 + Zub L= 279 + Zub
1.7 DTI 16V	55	02/00→05/05		22006461→ 38999999; Scheiben- bremse; ⬆	1	24.3727-0748.2 580748		L= 279 + Zub
				→ 22006460; Scheibenbremse; ⬇	1	24.3727-0752.2 580752		L= 1.593 L2= 1.593 + Zub
				22006461→ 38999999; Scheiben- bremse; ⬇	1	24.3727-0753.2 580753		L= 1.592 L2= 1.592 + Zub
				42000001→; Scheibenbremse; ⬇	1	24.3727-0783.2 580783		L= 1.587 L2= 1.587 + Zub
1.7 CDTI 16V	59	04/03→05/05		→ 38999999; Scheibenbremse; ⬆	1	24.3727-0748.2 580748		L= 279 + Zub
				42000001→; Scheibenbremse; ⬆	1	24.3727-0748.2 580748		L= 279 + Zub
				→ 38999999; Scheibenbremse; ⬇	1	24.3727-0753.2 580753		L= 1.592 L2= 1.592 + Zub
				42000001→; Scheibenbremse; ⬇	1	24.3727-0783.2 580783		L= 1.587 L2= 1.587 + Zub
1.7 TD	50	09/98→08/00		Trommelbremse; ⬇	2	24.3727-0746.2 580746		L= 182 + Zub
				Trommelbremse; ⬇	1	24.3727-0747.2 580747		L= 1.252 L2= 1.252 + Zub
				Trommelbremse; ⬆	1	24.3727-0748.2 580748		L= 279 + Zub
				Scheibenbremse; ⬆	1	24.3727-0748.2 580748		L= 279 + Zub
				Scheibenbremse; ⬇	1	24.3727-0752.2 580752		L= 1.593 L2= 1.593 + Zub
1.8 16V 1.8 16V Dualfuel 2.0 DI	85 - 92 87 60	02/98→07/04 02/98→07/04 02/98→07/04		04/98→; → 22006460; Scheibenbremse; ⬆	1	24.3727-0748.2 580748		L= 279 + Zub
				42000001→; Scheibenbremse; ⬆	1	24.3727-0748.2 580748		L= 279 + Zub
				22006461→ 38999999; Scheiben- bremse; ⬆	1	24.3727-0748.2 580748		L= 279 + Zub
				04/98→; → 22006460; Scheibenbremse; ⬇	1	24.3727-0752.2 580752		L= 1.593 L2= 1.593 + Zub
				22006461→ 38999999; Scheiben- bremse; ⬇	1	24.3727-0753.2 580753		L= 1.592 L2= 1.592 + Zub
				42000001→; Scheibenbremse; ⬇	1	24.3727-0783.2 580783		L= 1.587 L2= 1.587 + Zub
1.8 16V Dualfuel 2.0 16V	92 100	07/02→12/03 09/98→05/05		42000001→; Scheibenbremse; ⬆	1	24.3727-0748.2 580748		L= 279 + Zub
				→ 22006460; Scheibenbremse; ⬆	1	24.3727-0748.2 580748		L= 279 + Zub
				22006461→ 38999999; Scheiben- bremse; ⬆	1	24.3727-0748.2 580748		L= 279 + Zub
				→ 22006460; Scheibenbremse; ⬇	1	24.3727-0752.2 580752		L= 1.593 L2= 1.593 + Zub
				22006461→ 38999999; Scheiben- bremse; ⬇	1	24.3727-0753.2 580753		L= 1.592 L2= 1.592 + Zub
				42000001→; Scheibenbremse; ⬇	1	24.3727-0783.2 580783		L= 1.587 L2= 1.587 + Zub
2.0 DTI 16V	74	02/98→07/04		08/99→; → 22006460; Scheibenbremse; ⬆	1	24.3727-0748.2 580748		L= 279 + Zub
				42000001→; Scheibenbremse; ⬆	1	24.3727-0748.2 580748		L= 279 + Zub
				22006461→ 38999999; Scheiben- bremse; ⬆	1	24.3727-0748.2 580748		L= 279 + Zub
				08/99→; → 22006460; Scheibenbremse; ⬇	1	24.3727-0752.2 580752		L= 1.593 L2= 1.593 + Zub
				22006461→ 38999999; Scheiben- bremse; ⬇	1	24.3727-0753.2 580753		L= 1.592 L2= 1.592 + Zub
















	kw					! #		
VAUXHALL - ASTRA Mk IV (G) Stufenheck (T98) 02/98→05/05								
 Seilzug, Feststellbremse								
2.0 DTI 16V	74	02/98→07/04		42000001→; Scheibenbremse; 		1	24.3727-0783.2 580783	L= 1.587 L2= 1.587 + Zub
VAUXHALL - ASTRA Mk V (H) (A04) 01/04→03/11								
 Radbremszylinder								
1.4	66	01/04→05/09	➡	08/06→		2	24.3219-1755.3 020508	ALU
1.6	77	01/04→05/09						
1.7 CDTI	59 - 74	01/04→05/09	➡	→ 07/06		2	24.3220-1719.3 020448	ALU
Zubehörsatz, Bremsbacken								
1.4	66	01/04→05/09	➡	→ 07/06			03.0137-9215.2 669215	
1.6	77	01/04→05/09						
1.7 CDTI	59 - 74	01/04→05/09	➡	08/06→			03.0137-9309.2 669309	AP
 Bremstrommel								
1.4	66	01/04→05/09	➡				24.0223-0021.1 480186	Ø 265 x 50 / 231
1.6	77	01/04→05/09						
1.7 CDTI	59 - 74	01/04→05/09						
 Bremsbackensatz								
1.4	66	01/04→05/09	➡	→ 07/06			03.0137-0424.2 650424	Ø 230 x 42 + HEB
1.6	77	01/04→05/09					03.0520-8720.3 698720	Ø 230 x 42 + RZ / + Zub TopKit
1.7 CDTI	59 - 74	01/04→05/09	➡	08/06→			03.0137-0520.2 650520	AP Ø 230 x 43 + HEB
							03.0520-8319.3 690110	AP Ø 230 x 43 + RZ / + Zub TopKit
 Seilzug, Feststellbremse								
1.3 CDTI	66	01/04→05/09		08/05→; Scheibenbremse; 		1	24.3727-0775.2 580775	L= 1.647 L2= 1.665
1.4	66	01/04→05/09		→ 07/06; Trommelbremse; 		2	24.3727-0746.2 580746	L= 182 + Zub
1.6	77	01/04→05/09						
1.7 CDTI	59 - 74	01/04→05/09		→ 07/06; Trommelbremse; 		1	24.3727-0770.2 580770	L= 1.295 L2= 1.328 + Zub
				08/06→; Trommelbremse; 		1	24.3727-0770.2 580770	L= 1.295 L2= 1.328 + Zub
				Scheibenbremse; 		1	24.3727-0775.2 580775	L= 1.647 L2= 1.665
1.6	85	01/04→05/09		01/07→; Scheibenbremse; 		1	24.3727-0775.2 580775	L= 1.647 L2= 1.665
1.6 Turbo	132	09/06→09/09						
1.7 CDTi	81	01/04→03/11		04/07→; Scheibenbremse; 		1	24.3727-0775.2 580775	L= 1.647 L2= 1.665
1.8	92	01/04→05/09		Scheibenbremse; 		1	24.3727-0775.2 580775	L= 1.647 L2= 1.665
2.0 Turbo	125	01/04→05/09						
1.8	103	01/04→05/09		01/06→; Scheibenbremse; 		1	24.3727-0775.2 580775	L= 1.647 L2= 1.665
1.9 CDTI	88 - 110	01/04→05/09		09/04→; Scheibenbremse; 		1	24.3727-0775.2 580775	L= 1.647 L2= 1.665
1.9 CDTI 16V	88	01/04→05/09						
2.0 Turbo	147	01/04→05/09						
2.0 Turbo	177	01/04→05/09		03/05→; Scheibenbremse; 		1	24.3727-0775.2 580775	L= 1.647 L2= 1.665
VAUXHALL - ASTRA Mk V (H) Kombi (A04) 08/04→10/12								
 Radbremszylinder								
1.4	66	08/04→03/09	➡	08/06→		2	24.3219-1755.3 020508	ALU
1.6	77	08/04→03/09						
1.7 CDTi	74	08/04→03/09	➡	→ 07/06		2	24.3220-1719.3 020448	ALU
1.7 CDTI	59	08/04→05/09						
Zubehörsatz, Bremsbacken								
1.4	66	08/04→03/09	➡	→ 07/06			03.0137-9215.2 669215	
1.6	77	08/04→03/09						
1.7 CDTi	74	08/04→03/09	➡	08/06→			03.0137-9309.2 669309	AP
1.7 CDTI	59	08/04→05/09						
 Bremstrommel								
1.4	66	08/04→03/09	➡				24.0223-0021.1 480186	Ø 265 x 50 / 231
1.6	77	08/04→03/09						
1.7 CDTi	74	08/04→03/09						
1.7 CDTI	59	08/04→05/09						
 Bremsbackensatz								
1.4	66	08/04→03/09	➡	→ 07/06			03.0137-0424.2 650424	Ø 230 x 42 + HEB
1.6	77	08/04→03/09					03.0520-8720.3 698720	Ø 230 x 42 + RZ / + Zub TopKit
1.7 CDTi	74	08/04→03/09	➡	08/06→			03.0137-0520.2 650520	AP Ø 230 x 43 + HEB
1.7 CDTI	59	08/04→05/09					03.0520-8319.3 690110	AP Ø 230 x 43 + RZ / + Zub TopKit














	kw					! #		
VAUXHALL - ASTRA Mk V (H) Kombi (A04) 08/04→10/12								
 Seilzug, Feststellbremse								
1.3 CDTi	66	08/04→03/09		08/05→; Scheibenbremse; 		1	24.3727-0785.2 580785	L= 1.735 L2= 1.760 + Zub
1.4	66	08/04→03/09		Trommelbremse; 		2	24.3727-0746.2 580746	L= 182 + Zub
1.6	77	08/04→03/09		Trommelbremse; 		1	24.3727-0770.2 580770	L= 1.295 L2= 1.328 + Zub
1.7 CDTi	74	08/04→03/09		Trommelbremse; 		1	24.3727-0785.2 580785	L= 1.735 L2= 1.760 + Zub
1.7 CDTi	59	08/04→05/09		Scheibenbremse; 		1	24.3727-0785.2 580785	L= 1.735 L2= 1.760 + Zub
1.6	85 - 132	08/04→03/11		01/07→; Scheibenbremse; 		1	24.3727-0785.2 580785	L= 1.735 L2= 1.760 + Zub
1.7 CDTi	81	08/04→10/12		04/07→ 11/10; Scheibenbremse; 		1	24.3727-0785.2 580785	L= 1.735 L2= 1.760 + Zub
1.8	92 - 103	10/04→10/10		Scheibenbremse; 		1	24.3727-0785.2 580785	L= 1.735 L2= 1.760 + Zub
1.9 CDTi	88	08/04→03/09						
1.9 CDTi 16V	88	08/04→03/09						
2.0 Turbo	125	08/04→10/10						
1.9 CDTi	110	08/04→03/09		09/04→; Scheibenbremse; 		1	24.3727-0785.2 580785	L= 1.735 L2= 1.760 + Zub
2.0 Turbo	147	08/04→10/10						
VAUXHALL - ASTRA Mk V (H) Sport Hatch (A04) 02/05→11/10								
 Radbremszylinder								
1.4 i 16V	66	03/05→11/10	➡	08/06→		2	24.3219-1755.3 020508	ALU
1.6	77	02/05→11/10						
1.7 CDTi	74	02/05→11/10	➡	→ 07/06		2	24.3220-1719.3 020448	ALU
Zubehörsatz, Bremsbacken								
1.4 i 16V	66	03/05→11/10	➡	→ 07/06			03.0137-9215.2 669215	
1.6	77	02/05→11/10						
1.7 CDTi	74	02/05→11/10	➡	08/06→			03.0137-9309.2 669309	AP
 Bremstrommel								
1.4 i 16V	66	03/05→11/10	➡				24.0223-0021.1 480186	Ø 265 x 50 / 231
1.6	77	02/05→11/10						
1.7 CDTi	74	02/05→11/10						
 Bremsbackensatz								
1.4 i 16V	66	03/05→11/10	➡	→ 07/06			03.0137-0424.2 650424	Ø 230 x 42 + HEB
1.6	77	02/05→11/10					03.0520-8720.3 698720	Ø 230 x 42 + RZ / + Zub TopKit
1.7 CDTi	74	02/05→11/10					03.0137-0520.2 650520	AP Ø 230 x 43 + HEB
			➡	08/06→			03.0520-8319.3 690110	AP Ø 230 x 43 + RZ / + Zub TopKit
 Seilzug, Feststellbremse								
1.3 CDTi	66	04/05→11/10		08/05→; Scheibenbremse; 		1	24.3727-0775.2 580775	L= 1.647 L2= 1.665
1.4 i 16V	66	03/05→11/10		→ 07/06; Trommelbremse; 		2	24.3727-0746.2 580746	L= 182 + Zub
1.6	77	02/05→11/10		→ 07/06; Trommelbremse; 		1	24.3727-0770.2 580770	L= 1.295 L2= 1.328 + Zub
1.7 CDTi	74	02/05→11/10		08/06→; Trommelbremse; 		1	24.3727-0770.2 580770	L= 1.295 L2= 1.328 + Zub
				Scheibenbremse; 		1	24.3727-0775.2 580775	L= 1.647 L2= 1.665
1.6	132	10/06→11/10		01/07→; Scheibenbremse; 		1	24.3727-0775.2 580775	L= 1.647 L2= 1.665
1.6 i 16V	85	12/06→11/10						
1.7 CDTi	81	02/07→11/09		04/07→; Scheibenbremse; 		1	24.3727-0775.2 580775	L= 1.647 L2= 1.665
1.8	92	02/05→11/10		Scheibenbremse; 		1	24.3727-0775.2 580775	L= 1.647 L2= 1.665
1.8 i 16V	103	03/07→11/10						
1.9 CDTi	88 - 110	02/05→11/10						
2.0 Turbo	125	02/05→11/10						
2.0 VXR	176	02/09→11/10						
1.9 CDTi	74	08/05→11/10		09/05→; Scheibenbremse; 		1	24.3727-0775.2 580775	L= 1.647 L2= 1.665
VAUXHALL - ASTRA Mk V (H) TwinTop (A04) 09/05→08/11								
 Seilzug, Feststellbremse								
1.6	77	09/05→11/10		03/06→; Scheibenbremse; 		1	24.3727-0775.2 580775	L= 1.647 L2= 1.665
1.9 CDTi	110	01/06→11/10						
2.0	125	02/06→11/10						
2.0 Turbo	147	01/06→11/10						
1.6 i 16V	85	10/06→08/11		12/06→; Scheibenbremse; 		1	24.3727-0775.2 580775	L= 1.647 L2= 1.665
1.8	103	05/08→11/10		Scheibenbremse; 		1	24.3727-0775.2 580775	L= 1.647 L2= 1.665
VAUXHALL - ASTRA Mk VI (J) (P10) 12/09→10/15								
 Seilzug, Feststellbremse								
1.3 CDTi	70	12/09→10/15		- eFSB; 			24.3727-0794.2 580794	L= 1.812
1.4	64 - 74	12/09→10/15		- eFSB; 			24.3727-0795.2 580795	L= 1.814
				- eFSB; 		1	24.3727-0798.2 580798	L= 1.798
























	kw					! #		
VAUXHALL - ASTRA Mk VI (J) (P10) 12/09→10/15								
 Seilzug, Feststellbremse								
1.4 Turbo	88 - 103	12/09→10/15		- eFSB; <input type="checkbox"/>			24.3727-0794.2 580794	L= 1.812
1.6	85	12/09→10/15		- eFSB; <input type="checkbox"/>			24.3727-0795.2 580795	L= 1.814
1.6 Turbo	132	12/09→10/15		- eFSB; <input checked="" type="checkbox"/>		1	24.3727-0798.2 580798	L= 1.798
1.7 CDTi	81 - 96	12/09→10/15						
1.7 CDTi	74	10/10→10/15						
2.0 BiTurbo CDTi	143	12/12→10/15						
2.0 CDTi	118 - 121	12/09→10/15						
1.6 CDTi	81	11/13→10/15		02/14→; - eFSB; <input type="checkbox"/>			24.3727-0794.2 580794	L= 1.812
				02/14→; - eFSB; <input type="checkbox"/>			24.3727-0795.2 580795	L= 1.814
				02/14→; - eFSB; <input checked="" type="checkbox"/>		1	24.3727-0798.2 580798	L= 1.798
1.6 CDTi	100	11/13→10/15		01/14→; - eFSB; <input type="checkbox"/>			24.3727-0794.2 580794	L= 1.812
				01/14→; - eFSB; <input type="checkbox"/>			24.3727-0795.2 580795	L= 1.814
				01/14→; - eFSB; <input checked="" type="checkbox"/>		1	24.3727-0798.2 580798	L= 1.798
VAUXHALL - ASTRA Mk VI (J) GTC (P10) 10/11→10/15								
 Seilzug, Feststellbremse								
1.4	74 - 103	10/11→10/15		- eFSB; <input type="checkbox"/>			24.3727-0794.2 580794	L= 1.812
1.6	132	10/11→10/15		- eFSB; <input type="checkbox"/>			24.3727-0795.2 580795	L= 1.814
1.6 CDTi	81 - 100	07/14→10/15		- eFSB; <input checked="" type="checkbox"/>		1	24.3727-0798.2 580798	L= 1.798
1.6 SIDI	125 - 147	09/13→10/15						
1.7 CDTi	81 - 96	10/11→10/15						
2.0 BiTurbo CDTi	143	12/12→10/15						
2.0 CDTi	121	10/11→10/15						
VAUXHALL - ASTRA Mk VI (J) Kombi (P10) 10/10→10/15								
 Seilzug, Feststellbremse								
1.3 CDTi	70	10/10→10/15		11/10→; - eFSB; <input type="checkbox"/>			24.3727-0794.2 580794	L= 1.812
1.4	64 - 74	10/10→10/15		11/10→; - eFSB; <input type="checkbox"/>			24.3727-0795.2 580795	L= 1.814
1.4 Turbo	103	10/10→10/15		11/10→; - eFSB; <input checked="" type="checkbox"/>		1	24.3727-0798.2 580798	L= 1.798
1.6	85	10/10→10/15						
1.6 Turbo	132	10/10→10/15						
1.7 CDTi	81 - 92	10/10→10/15						
2.0 CDTi	118	10/10→06/11						
1.6 CDTi	81	01/14→10/15		02/14→; - eFSB; <input type="checkbox"/>			24.3727-0794.2 580794	L= 1.812
				02/14→; - eFSB; <input type="checkbox"/>			24.3727-0795.2 580795	L= 1.814
				02/14→; - eFSB; <input checked="" type="checkbox"/>		1	24.3727-0798.2 580798	L= 1.798
1.6 CDTi	100	01/14→10/15		- eFSB; <input type="checkbox"/>			24.3727-0794.2 580794	L= 1.812
1.7 CDTi	96	06/11→10/15		- eFSB; <input type="checkbox"/>			24.3727-0795.2 580795	L= 1.814
2.0 BiTurbo CDTi	143	12/12→10/15		- eFSB; <input type="checkbox"/>			24.3727-0795.2 580795	L= 1.814
2.0 CDTi	121	08/11→10/15		- eFSB; <input checked="" type="checkbox"/>		1	24.3727-0798.2 580798	L= 1.798
VAUXHALL - ASTRA Mk VI (J) Stufenheck (P10) 06/12→10/15								
 Seilzug, Feststellbremse								
1.3 CDTi	70	06/12→10/15		- eFSB; <input type="checkbox"/>			24.3727-0794.2 580794	L= 1.812
1.4	74	06/12→10/15		- eFSB; <input type="checkbox"/>			24.3727-0795.2 580795	L= 1.814
1.4 Turbo	103	06/12→10/15		- eFSB; <input type="checkbox"/>			24.3727-0795.2 580795	L= 1.814
1.6	85	06/12→10/15		- eFSB; <input checked="" type="checkbox"/>		1	24.3727-0798.2 580798	L= 1.798
1.6 Turbo	132	06/12→10/15						
1.7 CDTi	81 - 96	06/12→10/15						
VAUXHALL - ASTRAVAN Mk IV (G) Kasten/Kombi (T98) 01/93→08/06								
 Radbremszylinder								
1.4 16V	66	09/00→05/05	➡				24.3219-1715.3 020122	ALU
1.6 Dualfuel	55 - 74	02/98→08/05						
1.6 Dualfuel 16V	77	10/04→12/05						
1.6 i	55 - 62	08/98→08/06						
1.7 DTi 16V	55	04/01→08/06						
1.7 TD	50	08/98→08/06						
Zubehörsatz, Bremsbacken								
1.4 16V	66	09/00→05/05	➡	22000001→			03.0137-9215.2 669215	
1.6 Dualfuel	55 - 74	02/98→08/05	➡	→ 18999999			03.0137-9215.2 669215	










	kw					! #		
VAUXHALL - ASTRAVAN Mk IV (G) Kasten/Kombi (T98) 01/93→08/06								
Zubehörsatz, Bremsbacken								
1.6 Dualfuel 16V 1.6 i	77 55 - 62	10/04→12/05 08/98→08/06	➡	22000001→			03.0137-9215.2 669215	
			➡	→ 18999999			03.0137-9215.2 669215	
1.7 DTI 16V	55	04/01→08/06						
1.7 TD	50	08/98→08/06	➡				03.0137-9215.2 669215	
 Bremstrommel								
1.4 16V 1.6 Dualfuel	66 55 - 74	09/00→05/05 02/98→08/05	➡				24.0223-0013.2 480061	Ø 265 x 50 / 231
1.6 Dualfuel 16V 1.6 i	77 55 - 62	10/04→12/05 08/98→08/06						
1.7 DTI 16V 1.7 TD	55 50	04/01→08/06 08/98→08/06	➡					
 Bremsbackensatz								
1.4 16V 1.6 Dualfuel	66 55 - 74	09/00→05/05 02/98→08/05	➡	→ 18999999			03.0137-0322.2 650322 03.0520-5719.3 695719	Ø 230 x 42 TRW Ø 230 x 42 + RZ / + Zub TopKit
1.6 Dualfuel 16V 1.6 i	77 55 - 62	10/04→12/05 08/98→08/06	➡	22000001→			03.0137-0424.2 650424 03.0520-6019.3 696019	Ø 230 x 42 + HEB Ø 230 x 42 + RZ / + Zub TopKit
1.7 DTI 16V 1.7 TD	55 50	04/01→08/06 08/98→08/06	➡				03.0137-0322.2 650322 03.0520-5719.3 695719	Ø 230 x 42 TRW Ø 230 x 42 + RZ / + Zub TopKit
 Seilzug, Feststellbremse								
1.4 16V 1.6 Dualfuel	66 55 - 74	09/00→05/05 02/98→08/05		Trommelbremse; ⬇	2	24.3727-0746.2 580746		L= 182 + Zub
1.6 Dualfuel 16V 1.6 i	77 55 - 62	10/04→12/05 08/98→08/06		→ 22006460; Scheibenbremse; ⬆	1	24.3727-0748.2 580748		L= 1.252 L2= 1.252 + Zub
1.7 DTI 16V	55	04/01→08/06		42000001→; Scheibenbremse; ⬆	1	24.3727-0748.2 580748		L= 279 + Zub
				Trommelbremse; ⬆	1	24.3727-0748.2 580748		L= 279 + Zub
				22006461→ 38999999; Scheiben- bremse; ⬆	1	24.3727-0748.2 580748		L= 279 + Zub
				→ 22006460; Scheibenbremse; ⬇	1	24.3727-0752.2 580752		L= 1.593 L2= 1.593 + Zub
				22006461→ 38999999; Scheiben- bremse; ⬇	1	24.3727-0753.2 580753		L= 1.592 L2= 1.592 + Zub
				42000001→; Scheibenbremse; ⬇	1	24.3727-0783.2 580783		L= 1.587 L2= 1.587 + Zub
1.7 CDTI	59	07/03→08/06		→ 38999999; Scheibenbremse; ⬆	1	24.3727-0748.2 580748		L= 279 + Zub
				42000001→; Scheibenbremse; ⬆	1	24.3727-0748.2 580748		L= 279 + Zub
				→ 38999999; Scheibenbremse; ⬇	1	24.3727-0753.2 580753		L= 1.592 L2= 1.592 + Zub
				42000001→; Scheibenbremse; ⬇	1	24.3727-0783.2 580783		L= 1.587 L2= 1.587 + Zub
1.7 TD	50	08/98→08/06		Trommelbremse; ⬇	2	24.3727-0746.2 580746		L= 182 + Zub
				Trommelbremse; ⬇	1	24.3727-0747.2 580747		L= 1.252 L2= 1.252 + Zub
				Trommelbremse; ⬆	1	24.3727-0748.2 580748		L= 279 + Zub
				Scheibenbremse; ⬆	1	24.3727-0748.2 580748		L= 279 + Zub
				Scheibenbremse; ⬇	1	24.3727-0752.2 580752		L= 1.593 L2= 1.593 + Zub
2.0 DI 2.0 DTI	60 74	08/98→08/06 04/04→08/06		42000001→; Scheibenbremse; ⬆	1	24.3727-0748.2 580748		L= 279 + Zub
				→ 22006460; Scheibenbremse; ⬆	1	24.3727-0748.2 580748		L= 279 + Zub
				22006461→ 38999999; Scheiben- bremse; ⬆	1	24.3727-0748.2 580748		L= 279 + Zub
				→ 22006460; Scheibenbremse; ⬇	1	24.3727-0752.2 580752		L= 1.593 L2= 1.593 + Zub
				22006461→ 38999999; Scheiben- bremse; ⬇	1	24.3727-0753.2 580753		L= 1.592 L2= 1.592 + Zub
				42000001→; Scheibenbremse; ⬇	1	24.3727-0783.2 580783		L= 1.587 L2= 1.587 + Zub
VAUXHALL - ASTRAVAN Mk V (H) Kasten/Kombi (A04) 03/05→								
 Radbremszylinder								
1.4 i 1.6 1.7 CDTI	66 76 74	03/05→ 03/05→ 03/05→11/11	➡	08/06→ 11/10			24.3219-1755.3 020508	ALU
1.7 CDTi	59	03/05→07/06	➡	→ 07/06			24.3220-1719.3 020448	ALU
			➡				24.3220-1719.3 020448	ALU
Zubehörsatz, Bremsbacken								
1.4 i 1.6 1.7 CDTI	66 76 74	03/05→ 03/05→ 03/05→11/11	➡	→ 07/06			03.0137-9215.2 669215	
→			➡	08/06→ 11/10			03.0137-9309.2 669309	AP











	kw					! #		
VAUXHALL - ASTRAVAN Mk V (H) Kasten/Kombi (A04) 03/05→								
Zubehörsatz, Bremsbacken								
1.7 CDTi	59	03/05→07/06	➔				03.0137-9215.2 669215	
 Bremstrommel								
1.4 i	66	03/05→	➔	→ 11/10			24.0223-0021.1 480186	Ø 265 x 50 / 231
1.6	76	03/05→						
1.7 CDTi	74	03/05→11/11						
1.7 CDTi	59	03/05→07/06	➔				24.0223-0021.1 480186	Ø 265 x 50 / 231
 Bremsbackensatz								
1.4 i	66	03/05→	➔	→ 07/06			03.0137-0424.2 650424	Ø 230 x 42 + HEB
1.6	76	03/05→					03.0520-8720.3 698720	Ø 230 x 42 + RZ / + Zub TopKit
1.7 CDTi	74	03/05→11/11	➔	08/06→ 11/10			03.0137-0520.2 650520	AP Ø 230 x 43 + HEB
							03.0520-8319.3 690110	AP Ø 230 x 43 + RZ / + Zub TopKit
1.7 CDTi	59	03/05→07/06	➔				03.0137-0424.2 650424	Ø 230 x 42 + HEB
							03.0520-8720.3 698720	Ø 230 x 42 + RZ / + Zub TopKit
 Seilzug, Feststellbremse								
1.3 CDTi	66	08/05→		→ 11/10; Scheibenbremse; ⚠	1	24.3727-0785.2 580785		L= 1.735 L2= 1.760 + Zub
1.9 CDTi	88 - 110	03/05→11/11						
1.4 i	66	03/05→		→ 11/10; Trommelbremse; ⚠	2	24.3727-0746.2 580746		L= 182 + Zub
1.6	76	03/05→		→ 11/10; Trommelbremse; ⚠	1	24.3727-0770.2 580770		L= 1.295 L2= 1.328 + Zub
1.7 CDTi	74	03/05→11/11		→ 11/10; Scheibenbremse; ⚠	1	24.3727-0785.2 580785		L= 1.735 L2= 1.760 + Zub
1.7 CDTi	59	03/05→07/06		Trommelbremse; ⚠	2	24.3727-0746.2 580746		L= 182 + Zub
				Trommelbremse; ⚠	1	24.3727-0770.2 580770		L= 1.295 L2= 1.328 + Zub
				Scheibenbremse; ⚠	1	24.3727-0785.2 580785		L= 1.735 L2= 1.760 + Zub
VAUXHALL - BRAVA Pick-up (TF0, TF1) 12/88→12/02								
 Radbremszylinder								
2.5 DTI	74	08/01→12/02	➔		2	24.3225-1702.3 020425		GG
2.5 DTI 4x4	74	08/01→12/02						
2.5 TD	56	07/94→12/02	➔	→ 08/96	2	24.3225-1702.3 020425		GG
2.5 TD 4x4	56	07/94→12/02						
 Bremsbackensatz								
2.5 DTI 4x4	74	08/01→12/02	➔				03.0137-0445.2 650445	Ø 294 x 47 - HEB
VAUXHALL - CALIBRA (C89) 06/90→07/97								
 Bremsbackensatz, Feststellbremse								
2.0 i	85	06/90→07/97	➔				03.0137-0172.2 650172	Ø 160 x 25
2.0 i 16V	100	06/90→07/97						
2.0 i 16V 4x4	100	02/94→07/97						
2.0 i 4x4	85	06/90→07/97						
2.0 i Turbo 4x4	150	03/92→07/97						
2.5 i V6	125	04/93→07/97						
Zubehörsatz, Feststellbremsbacken								
2.0 i	85	06/90→07/97	➔				03.0137-9092.2 669092	
2.0 i 16V	100	06/90→07/97						
2.0 i 16V 4x4	100	02/94→07/97						
2.0 i 4x4	85	06/90→07/97						
2.0 i Turbo 4x4	150	03/92→07/97						
2.5 i V6	125	04/93→07/97	➔				03.0137-9243.2 669243	
 Seilzug, Feststellbremse								
2.0 i	85	06/90→07/97		Scheibenbremse; ⚠	1	24.3727-0736.2 580736		L= 1.365 L2= 1.498 + Zub
2.0 i 16V	100	06/90→07/97						
2.0 i 16V 4x4	100	02/94→07/97						
2.0 i 4x4	85	06/90→07/97						
2.0 i Turbo 4x4	150	03/92→07/97						
2.5 i V6	125	04/93→07/97						
VAUXHALL - COMBO Mk I (B) (S93) 07/94→10/01								
 Radbremszylinder								
1.4	44	07/94→10/01	➔	→ 09/00			24.3219-1111.3 020194	TRW GG
1.4 16V	66	08/99→10/01						
1.7 D	44	07/94→10/01						
→								























































	kw					! #		
VAUXHALL - COMBO Mk I (B) (S93) 07/94→10/01								
Zubehörsatz, Bremsbacken								
1.4 1.4 16V 1.7 D	44 66 44	07/94→10/01 08/99→10/01 07/94→10/01	➔	→ 09/00			03.0137-9053.2 669053	TRW
 Bremstrommel								
1.4 1.4 16V 1.7 D	44 66 44	07/94→10/01 08/99→10/01 07/94→10/01	➔	→ 09/00			24.0223-0008.2 480038	Ø 273 x 60 / 231
 Bremsbackensatz								
1.4 1.4 16V 1.7 D	44 66 44	07/94→10/01 08/99→10/01 07/94→10/01	➔	→ 09/00			03.0137-0167.2 650167 03.0520-5819.3 695819	TRW Ø 230 x 51 + HEB TRW Ø 230 x 51 + RZ / + Zub TopKit
 Seilzug, Feststellbremse								
1.4 1.4 16V 1.7 D	44 66 44	07/94→10/01 08/99→10/01 07/94→10/01		→ 09/00; Trommelbremse; ⚠	1		24.3727-0759.2 580759	L= 1.659 L2= 1.521
VAUXHALL - COMBO Mk II (C) Kasten/Großraumlimousine (F25) 09/01→02/12								
 Radbremszylinder								
1.3 CDTI 16V 1.4 i 16V 1.6 1.6 CNG 16V 1.7 CDTI 16V 1.7 DTI 16V	51 - 55 66 64 69 - 71 74 55	09/04→02/12 01/04→11/11 10/01→11/11 04/05→02/12 12/04→11/11 10/01→11/11	➔	→ 10/11			24.3219-1715.3 020122	ALU
1.4 16V	66	10/01→05/07	➔				24.3219-1715.3 020122	ALU
1.6	62	09/01→10/04	➔	10/01→			24.3219-1715.3 020122	ALU
1.7 DI 16V	48	09/01→11/11	➔	10/01→ 10/11			24.3219-1715.3 020122	ALU
Zubehörsatz, Bremsbacken								
1.3 CDTI 16V 1.4 i 16V 1.6 1.6 CNG 16V 1.7 CDTI 16V 1.7 DTI 16V	51 - 55 66 64 69 - 71 74 55	09/04→02/12 01/04→11/11 10/01→11/11 04/05→02/12 12/04→11/11 10/01→11/11	➔	→ 10/11			03.0137-9215.2 669215	
1.4 16V	66	10/01→05/07	➔				03.0137-9215.2 669215	
1.6	62	09/01→10/04	➔	10/01→			03.0137-9215.2 669215	
1.7 DI 16V	48	09/01→11/11	➔	10/01→ 10/11			03.0137-9215.2 669215	
 Bremstrommel								
1.3 CDTI 16V 1.4 i 16V 1.6 1.6 CNG 16V 1.7 CDTI 16V 1.7 DTI 16V	51 - 55 66 64 69 - 71 74 55	09/04→02/12 01/04→11/11 10/01→11/11 04/05→02/12 12/04→11/11 10/01→11/11	➔	→ 36999999			24.0223-0013.2 480061	Ø 265 x 50 / 231
1.4 16V	66	10/01→05/07	➔	→ 36999999			24.0223-0013.2 480061	Ø 265 x 50 / 231
1.6	62	09/01→10/04	➔	10/01→; → 36999999			24.0223-0013.2 480061	Ø 265 x 50 / 231
1.7 DI 16V	48	09/01→11/11	➔	10/01→; → 36999999			24.0223-0013.2 480061	Ø 265 x 50 / 231
1.4 16V	66	10/01→05/07	➔	43000001→			24.0223-0021.1 480186	Ø 265 x 50 / 231
1.6	62	09/01→10/04	➔	43000001→			24.0223-0021.1 480186	Ø 265 x 50 / 231
1.7 DI 16V	48	09/01→11/11	➔	43000001→; → 10/11			24.0223-0021.1 480186	Ø 265 x 50 / 231
 Bremsbackensatz								
1.3 CDTI 16V 1.4 i 16V 1.6 1.6 CNG 16V 1.7 CDTI 16V 1.7 DTI 16V	51 - 55 66 64 69 - 71 74 55	09/04→02/12 01/04→11/11 10/01→11/11 04/05→02/12 12/04→11/11 10/01→11/11	➔	→ 10/11			03.0137-0424.2 650424 03.0520-6019.3 696019	Ø 230 x 42 + HEB Ø 230 x 42 + RZ / + Zub TopKit
→								












	kw				! #		
VAUXHALL - COMBO Mk II (C) Kasten/Großraumlimousine (F25) 09/01→02/12							
 Bremsbackensatz							
1.4 16V	66	10/01→05/07	➔			03.0137-0424.2 650424	Ø 230 x 42 + HEB
						03.0520-6019.3 696019	Ø 230 x 42 + RZ / + Zub TopKit
1.6	62	09/01→10/04	➔	10/01→		03.0137-0424.2 650424	Ø 230 x 42 + HEB
						03.0520-6019.3 696019	Ø 230 x 42 + RZ / + Zub TopKit
1.7 DI 16V	48	09/01→11/11	➔	10/01→ 10/11		03.0137-0424.2 650424	Ø 230 x 42 + HEB
						03.0520-6019.3 696019	Ø 230 x 42 + RZ / + Zub TopKit
 Seilzug, Feststellbremse							
1.3 CDTI 16V	51 - 55	09/04→02/12		→ 10/11; ⬇	2	24.3727-0746.2 580746	L= 182 + Zub
1.4 i 16V	66	01/04→11/11		→ 10/11; Trommelbremse; ⬇	1	24.3727-0761.2 580761	L= 1.235 L2= 1.235
1.6	64	10/01→11/11		→ 10/11; ⬆	1	24.3727-0767.2 580767	L= 445
1.6 CNG 16V	69 - 71	04/05→02/12					
1.7 CDTI 16V	74	12/04→11/11					
1.7 DTI 16V	55	10/01→11/11					
1.4 16V	66	10/01→05/07		⬇	2	24.3727-0746.2 580746	L= 182 + Zub
				Trommelbremse; ⬇	1	24.3727-0761.2 580761	L= 1.235 L2= 1.235
				⬆	1	24.3727-0767.2 580767	L= 445
1.6	62	09/01→10/04		10/01→; ⬇	2	24.3727-0746.2 580746	L= 182 + Zub
				10/01→; Trommelbremse; ⬇	1	24.3727-0761.2 580761	L= 1.235 L2= 1.235
				10/01→; ⬆	1	24.3727-0767.2 580767	L= 445
1.7 DI 16V	48	09/01→11/11		10/01→ 10/11; ⬇	2	24.3727-0746.2 580746	L= 182 + Zub
				10/01→ 10/11; Trommelbremse; ⬇	1	24.3727-0761.2 580761	L= 1.235 L2= 1.235
				10/01→ 10/11; ⬆	1	24.3727-0767.2 580767	L= 445
VAUXHALL - COMBO Mk III (D) Kasten/Großraumlimousine (X12) 11/11→							
 Radbremszylinder							
1.3 CDTi	66 - 70	11/11→	➔	Bremstrommeldurchmesser innen [Zoll]: 9; für verkürzten Radstand		24.3220-1728.3 020509	ALU
1.4	70	11/11→					
1.6 CDTi	66 - 77	11/11→	➔	Bremstrommeldurchmesser innen [Zoll]: 10; für erhöhte Nutzlast		24.3225-1704.3 020541	ALU
2.0 CDTi	99	11/11→					
Zubehörsatz, Bremsbacken							
1.3 CDTi	66 - 70	11/11→	➔	Bremstrommeldurchmesser innen [Zoll]: 9; für verkürzten Radstand		03.0137-9296.2 669296	
1.4	70	11/11→					
1.6 CDTi	66 - 77	11/11→	➔	Bremstrommeldurchmesser innen [Zoll]: 10; für verlängerten Radstand		03.0137-9309.2 669309	AP
2.0 CDTi	99	11/11→					
 Bremsbackensatz							
1.3 CDTi	66 - 70	11/11→	➔	Bremstrommeldurchmesser innen [Zoll]: 9; für verkürzten Radstand		03.0137-0457.2 650457	AP Ø 228 x 42 + HEB
1.4	70	11/11→					
1.6 CDTi	66 - 77	11/11→	➔	Bremstrommeldurchmesser innen [Zoll]: 10; für verlängerten Radstand		03.0137-0505.2 650505	AP Ø 254 x 57 + HEB
2.0 CDTi	99	11/11→	➔	Bremstrommeldurchmesser innen [Zoll]: 10; für erhöhte Nutzlast		03.0520-1425.3 691425	Ø 254 x 57 + RZ / + Zub TopKit
			➔	Bremstrommeldurchmesser innen [Zoll]: 10; nicht für erhöhte Nutzlast		03.0520-7422.3 697422	AP Ø 254 x 57 + RZ / + Zub TopKit
			➔	Bremstrommeldurchmesser innen [Zoll]: 9		03.0521-0320.3 690320	AP Ø 228 x 42 + RZ / + Zub TopKit
VAUXHALL - COMBO TOUR Mk II (C) (F25) 09/01→02/12							
 Radbremszylinder							
1.3 CDTI 16V	51	09/04→09/06	➔		2	24.3219-1715.3 020122	ALU
1.4	66	10/04→09/10					
1.6	64	10/01→06/04					
1.6 CNG	69	06/06→09/10					
1.7 CDTI 16V	74	12/04→09/10					
1.3 CDTI 16V	55	07/06→02/12	➔	→ 10/11	2	24.3219-1715.3 020122	ALU
1.6 CNG	71	04/05→02/12					
1.7 DTI 16V	55	10/01→02/12					
1.7 DI 16V	48	09/01→06/04	➔	10/01→	2	24.3219-1715.3 020122	ALU
Zubehörsatz, Bremsbacken							
1.3 CDTI 16V	51	09/04→09/06	➔			03.0137-9215.2 669215	
1.4	66	10/04→09/10					
1.6	64	10/01→06/04					
1.6 CNG	69	06/06→09/10					

	kw				! #		
VAUXHALL - COMBO TOUR Mk II (C) (F25) 09/01→02/12							
Zubehörsatz, Bremsbacken							
1.7 CDTI 16V	74	12/04→09/10	➡			03.0137-9215.2 669215	
1.3 CDTI 16V	55	07/06→02/12	➡	→ 10/11		03.0137-9215.2 669215	
1.6 CNG	71	04/05→02/12					
1.7 DTI 16V	55	10/01→02/12					
1.7 DI 16V	48	09/01→06/04	➡	10/01→		03.0137-9215.2 669215	
 Bremstrommel							
1.3 CDTI 16V	51	09/04→09/06	➡	→ 36999999		24.0223-0013.2 480061	Ø 265 x 50 / 231
1.4	66	10/04→09/10					
1.6	64	10/01→06/04	➡	43000001→		24.0223-0021.1 480186	Ø 265 x 50 / 231
1.6 CNG	69	06/06→09/10					
1.7 CDTI 16V	74	12/04→09/10					
1.3 CDTI 16V	55	07/06→02/12	➡	→ 36999999		24.0223-0013.2 480061	Ø 265 x 50 / 231
1.6 CNG	71	04/05→02/12					
1.7 DTI 16V	55	10/01→02/12	➡	43000001→; → 10/11		24.0223-0021.1 480186	Ø 265 x 50 / 231
1.7 DI 16V	48	09/01→06/04	➡	10/01→; → 36999999		24.0223-0013.2 480061	Ø 265 x 50 / 231
			➡	43000001→		24.0223-0021.1 480186	Ø 265 x 50 / 231
 Bremsbackensatz							
1.3 CDTI 16V	51	09/04→09/06	➡			03.0137-0424.2 650424	Ø 230 x 42 + HEB
1.4	66	10/04→09/10					
1.6	64	10/01→06/04				03.0520-6019.3 696019	Ø 230 x 42 + RZ / + Zub TopKit
1.6 CNG	69	06/06→09/10					
1.7 CDTI 16V	74	12/04→09/10					
1.3 CDTI 16V	55	07/06→02/12	➡	→ 10/11		03.0137-0424.2 650424	Ø 230 x 42 + HEB
1.6 CNG	71	04/05→02/12				03.0520-6019.3 696019	Ø 230 x 42 + RZ / + Zub TopKit
1.7 DTI 16V	55	10/01→02/12					
1.7 DI 16V	48	09/01→06/04	➡	10/01→		03.0137-0424.2 650424	Ø 230 x 42 + HEB
						03.0520-6019.3 696019	Ø 230 x 42 + RZ / + Zub TopKit
 Seilzug, Feststellbremse							
1.3 CDTI 16V	51	09/04→09/06		↓	2	24.3727-0746.2 580746	L= 182 + Zub
1.4	66	10/04→09/10					
1.6	64	10/01→06/04		Trommelbremse; ↓	1	24.3727-0761.2 580761	L= 1.235 L2= 1.235
1.6 CNG	69	06/06→09/10		↑	1	24.3727-0767.2 580767	L= 445
1.7 CDTI 16V	74	12/04→09/10					
1.3 CDTI 16V	55	07/06→02/12		→ 10/11; ↓	2	24.3727-0746.2 580746	L= 182 + Zub
1.6 CNG	71	04/05→02/12		→ 10/11; Trommelbremse; ↓	1	24.3727-0761.2 580761	L= 1.235 L2= 1.235
1.7 DTI 16V	55	10/01→02/12		→ 10/11; ↑	1	24.3727-0767.2 580767	L= 445
1.7 DI 16V	48	09/01→06/04		10/01→; ↓	2	24.3727-0746.2 580746	L= 182 + Zub
				10/01→; Trommelbremse; ↓	1	24.3727-0761.2 580761	L= 1.235 L2= 1.235
				10/01→; ↑	1	24.3727-0767.2 580767	L= 445
VAUXHALL - CORSA Mk I (B) (S93) 12/92→09/00							
 Radbremszylinder							
1.0 i 12V	40	11/96→09/00	➡		2	24.3219-1715.3 020122	ALU
1.4 i	44	03/93→09/00					
1.4 i 16V	66	09/94→09/00				24.3219-1767.3 020552	GG
1.4 i S	60	03/93→09/00					
1.6 i 16V	78	09/94→09/00					
1.7 D	44	02/96→09/00					
1.2 i	33	03/93→09/00	➡	04/98→	2	24.3219-1715.3 020122	ALU
						24.3219-1767.3 020552	GG
			➡		2	24.3219-1715.3 020122	ALU
						24.3219-1767.3 020552	GG
1.2 i 16V	48	03/98→09/00	➡	04/98→	2	24.3219-1715.3 020122	ALU
						24.3219-1767.3 020552	GG
1.6 GSI 16V	80	03/93→09/00	➡	09/93→	2	24.3219-1715.3 020122	ALU
						24.3219-1767.3 020552	GG
Zubehörsatz, Bremsbacken							
1.0 i 12V	40	11/96→09/00	➡			03.0137-9166.2 669166	
1.4 i	44	03/93→09/00					
1.4 i 16V	66	09/94→09/00					
1.4 i S	60	03/93→09/00					
1.6 i 16V	78	09/94→09/00					
1.7 D	44	02/96→09/00					
1.2 i	33	03/93→09/00	➡			03.0137-9166.2 669166	
			➡	04/98→		03.0137-9166.2 669166	
1.2 i 16V	48	03/98→09/00	➡	04/98→		03.0137-9166.2 669166	
→							






















	kw				! #		
VAUXHALL - CORSA Mk I (B) (S93) 12/92→09/00							
Zubehörsatz, Bremsbacken							
1.6 GSI 16V	80	03/93→09/00	➔	09/93→		03.0137-9166.2 669166	
 Bremstrommel							
1.0 i 12V	40	11/96→09/00	➔	- ABS		24.0220-0012.1 480017	Ø 228 x 35 / 201 - RLG
1.4 i	44	03/93→09/00				24.0220-0712.2 480208	Ø 228 x 35 / 201 + RLG
1.4 i 16V	66	09/94→09/00					
1.4 i S	60	03/93→09/00	➔	+ ABS		24.0220-0033.2 480132	Ø 228 x 35 / 201 - RLG / + ABS Ring
1.6 i 16V	78	09/94→09/00					
1.7 D	44	02/96→09/00					
1.2 i	33	03/93→09/00	➔	04/98→; - ABS		24.0220-0012.1 480017	Ø 228 x 35 / 201 - RLG
						24.0220-0712.2 480208	Ø 228 x 35 / 201 + RLG
			➔	- ABS		24.0220-0012.1 480017	Ø 228 x 35 / 201 - RLG
						24.0220-0712.2 480208	Ø 228 x 35 / 201 + RLG
			➔	04/98→; + ABS		24.0220-0033.2 480132	Ø 228 x 35 / 201 - RLG / + ABS Ring
			➔	+ ABS		24.0220-0033.2 480132	Ø 228 x 35 / 201 - RLG / + ABS Ring
1.2 i 16V	48	03/98→09/00	➔	04/98→; - ABS		24.0220-0012.1 480017	Ø 228 x 35 / 201 - RLG
						24.0220-0712.2 480208	Ø 228 x 35 / 201 + RLG
			➔	04/98→; + ABS		24.0220-0033.2 480132	Ø 228 x 35 / 201 - RLG / + ABS Ring
1.6 GSI 16V	80	03/93→09/00	➔	09/93→; - ABS		24.0220-0012.1 480017	Ø 228 x 35 / 201 - RLG
						24.0220-0712.2 480208	Ø 228 x 35 / 201 + RLG
			➔	09/93→; + ABS		24.0220-0033.2 480132	Ø 228 x 35 / 201 - RLG / + ABS Ring
 Bremsbackensatz							
1.0 i 12V	40	11/96→09/00	➔			03.0137-0266.2 650266	Ø 200 x 29 + HEB
1.4 i	44	03/93→09/00				03.0520-1019.3 691019	TRW Ø 200 x 29 + RZ / + Zub TopKit
1.4 i 16V	66	09/94→09/00					
1.4 i S	60	03/93→09/00				03.0525-0010.3 EQ0010	TRW Ø 200 x 29 - RZ / + Zub Easy Quick
1.6 i 16V	78	09/94→09/00					
1.7 D	44	02/96→09/00					
1.2 i	33	03/93→09/00	➔			03.0137-0266.2 650266	Ø 200 x 29 + HEB
						03.0520-1019.3 691019	TRW Ø 200 x 29 + RZ / + Zub TopKit
						03.0525-0010.3 EQ0010	TRW Ø 200 x 29 - RZ / + Zub Easy Quick
			➔	04/98→		03.0137-0266.2 650266	Ø 200 x 29 + HEB
						03.0520-1019.3 691019	TRW Ø 200 x 29 + RZ / + Zub TopKit
						03.0525-0010.3 EQ0010	TRW Ø 200 x 29 - RZ / + Zub Easy Quick
1.2 i 16V	48	03/98→09/00	➔	04/98→		03.0137-0266.2 650266	Ø 200 x 29 + HEB
						03.0520-1019.3 691019	TRW Ø 200 x 29 + RZ / + Zub TopKit
						03.0525-0010.3 EQ0010	TRW Ø 200 x 29 - RZ / + Zub Easy Quick
1.6 GSI 16V	80	03/93→09/00	➔	09/93→		03.0137-0266.2 650266	Ø 200 x 29 + HEB
						03.0520-1019.3 691019	TRW Ø 200 x 29 + RZ / + Zub TopKit
						03.0525-0010.3 EQ0010	TRW Ø 200 x 29 - RZ / + Zub Easy Quick
 Seilzug, Feststellbremse							
1.0 i 12V	40	11/96→09/00		Trommelbremse; <input type="checkbox"/>		24.3727-0743.2 580743	L= 1.373 + Zub
1.4 i	44	03/93→09/00		Trommelbremse; <input type="checkbox"/>		24.3727-0744.2 580744	L= 1.078 + Zub
1.4 i 16V	66	09/94→09/00					
1.4 i S	60	03/93→09/00					
1.6 i 16V	78	09/94→09/00					
1.7 D	44	02/96→09/00					
1.2 i	33	03/93→09/00		04/98→; Trommelbremse; <input type="checkbox"/>		24.3727-0743.2 580743	L= 1.373 + Zub
				Trommelbremse; <input type="checkbox"/>		24.3727-0743.2 580743	L= 1.373 + Zub
				04/98→; Trommelbremse; <input type="checkbox"/>		24.3727-0744.2 580744	L= 1.078 + Zub
				Trommelbremse; <input type="checkbox"/>		24.3727-0744.2 580744	L= 1.078 + Zub
1.2 i 16V	48	03/98→09/00		04/98→; Trommelbremse; <input type="checkbox"/>		24.3727-0743.2 580743	L= 1.373 + Zub
				04/98→; Trommelbremse; <input type="checkbox"/>		24.3727-0744.2 580744	L= 1.078 + Zub
1.6 GSI 16V	80	03/93→09/00		09/93→; Trommelbremse; <input type="checkbox"/>		24.3727-0743.2 580743	L= 1.373 + Zub
				09/93→; Trommelbremse; <input type="checkbox"/>		24.3727-0744.2 580744	L= 1.078 + Zub















	kw					! #		
VAUXHALL - CORSA Mk II (C) (X01) 08/00→04/07								
 Radbremszylinder								
1.0 12V 1.3 CDTI 16V	43 51	09/00→10/03 10/03→04/07	➡			2	24.3219-1715.3 020122	ALU
1.0 12V 1.2 16V 1.2 16V Dualfuel 1.2 Twinport 1.4 16V 1.4 Twinport	44 55 55 59 66 66	11/03→10/06 09/00→10/06 08/01→10/06 07/04→10/06 09/00→10/06 06/03→10/06	➡	→ 09/06		2	24.3219-1715.3 020122	ALU
1.7 CDTI 16V	74	08/00→09/06	➡	06/03→		2	24.3220-1719.3 020448	ALU
1.7 DI 16V 1.7 DTI 16V	48 55	08/00→09/06 08/00→09/06	➡	09/00→		2	24.3219-1715.3 020122	ALU
Zubehörsatz, Bremsbacken								
1.0 12V 1.3 CDTI 16V	43 51	09/00→10/03 10/03→04/07	➡	- ABS			03.0137-9166.2 669166	
			➡	+ ABS			03.0137-9167.2 669167	
1.0 12V 1.2 16V 1.2 16V Dualfuel 1.2 Twinport 1.4 16V 1.4 Twinport	44 55 55 59 66 66	11/03→10/06 09/00→10/06 08/01→10/06 07/04→10/06 09/00→10/06 06/03→10/06	➡	- ABS; → 09/06			03.0137-9166.2 669166	
			➡	+ ABS; → 09/06			03.0137-9167.2 669167	
1.7 CDTI 16V	74	08/00→09/06	➡	06/03→; - ABS			03.0137-9166.2 669166	
			➡	06/03→; + ABS			03.0137-9167.2 669167	
1.7 DI 16V 1.7 DTI 16V	48 55	08/00→09/06 08/00→09/06	➡	09/00→; - ABS			03.0137-9166.2 669166	
			➡	09/00→; + ABS			03.0137-9167.2 669167	
 Bremstrommel								
1.0 12V 1.3 CDTI 16V	43 51	09/00→10/03 10/03→04/07	➡	+ ABS			24.0220-0038.1 480162	Ø 228 x 54 / 201 - RLG / - ABS Ring
							24.0220-0738.2 480214	Ø 228 x 54 / 201 + RLG / - ABS Ring
			➡	- ABS			24.0220-0039.1 480163	Ø 228 x 35 / 201 - RLG / - ABS Ring
1.0 12V 1.2 16V 1.2 16V Dualfuel 1.2 Twinport 1.4 16V 1.4 Twinport	44 55 55 59 66 66	11/03→10/06 09/00→10/06 08/01→10/06 07/04→10/06 09/00→10/06 06/03→10/06	➡	+ ABS; → 09/06			24.0220-0038.1 480162	Ø 228 x 54 / 201 - RLG / - ABS Ring
							24.0220-0738.2 480214	Ø 228 x 54 / 201 + RLG / - ABS Ring
			➡	- ABS; → 09/06			24.0220-0039.1 480163	Ø 228 x 35 / 201 - RLG / - ABS Ring
1.7 DI 16V 1.7 DTI 16V	48 55	08/00→09/06 08/00→09/06	➡	09/00→; + ABS			24.0220-0038.1 480162	Ø 228 x 54 / 201 - RLG / - ABS Ring
							24.0220-0738.2 480214	Ø 228 x 54 / 201 + RLG / - ABS Ring
			➡	09/00→; - ABS			24.0220-0039.1 480163	Ø 228 x 35 / 201 - RLG / - ABS Ring
 Bremsbackensatz								
1.0 12V 1.3 CDTI 16V	43 51	09/00→10/03 10/03→04/07	➡	- ABS			03.0137-0395.2 650395	Ø 200 x 29 + HEB
							03.0520-5119.3 695119	Ø 200 x 29 + RZ / + Zub TopKit
							03.0525-0025.3 EQ0025	Ø 200 x 29 - RZ / + Zub Easy Quick
			➡	+ ABS			03.0137-0396.2 650396	Ø 200 x 46 + HEB
							03.0520-5219.3 695219	Ø 200 x 46 + RZ / + Zub TopKit
1.0 12V 1.2 16V 1.2 16V Dualfuel 1.2 Twinport 1.4 16V 1.4 Twinport	44 55 55 59 66 66	11/03→10/06 09/00→10/06 08/01→10/06 07/04→10/06 09/00→10/06 06/03→10/06	➡	- ABS; → 09/06			03.0137-0395.2 650395	Ø 200 x 29 + HEB
							03.0520-5119.3 695119	Ø 200 x 29 + RZ / + Zub TopKit
							03.0525-0025.3 EQ0025	Ø 200 x 29 - RZ / + Zub Easy Quick
			➡	+ ABS; → 09/06			03.0137-0396.2 650396	Ø 200 x 46 + HEB
							03.0520-5219.3 695219	Ø 200 x 46 + RZ / + Zub TopKit
1.7 CDTI 16V	74	08/00→09/06	➡	06/03→; - ABS			03.0137-0395.2 650395	Ø 200 x 29 + HEB
			➡	06/03→; + ABS			03.0137-0396.2 650396	Ø 200 x 46 + HEB
			➡	- ABS			03.0520-5119.3 695119	Ø 200 x 29 + RZ / + Zub TopKit
			➡	+ ABS			03.0520-5219.3 695219	Ø 200 x 46 + RZ / + Zub TopKit
1.7 DI 16V 1.7 DTI 16V	48 55	08/00→09/06 08/00→09/06	➡	09/00→; - ABS			03.0137-0395.2 650395	Ø 200 x 29 + HEB
							03.0520-5119.3 695119	Ø 200 x 29 + RZ / + Zub TopKit
							03.0525-0025.3 EQ0025	Ø 200 x 29 - RZ / + Zub Easy Quick
→								


























	kw					! #		
VAUXHALL - CORSA Mk II (C) (X01) 08/00→04/07								
 Bremsbackensatz								
1.7 DI 16V 1.7 DTI 16V	48 55	08/00→09/06 08/00→09/06	➔	09/00→; + ABS			03.0137-0396.2 650396 03.0520-5219.3 695219	Ø 200 x 46 + HEB Ø 200 x 46 + RZ / + Zub TopKit
 Seilzug, Feststellbremse								
1.0 12V	43	09/00→10/03		Trommelbremse; 			24.3727-0749.2 580749	L= 832 + Zub
				Trommelbremse; 			24.3727-0750.2 580750	L= 1.095 + Zub
				Trommelbremse; 	1		24.3727-0755.2 580755	L= 330 + Zub
				+ ABS; Trommelbremse; 	2		24.3727-0786.2 580786	L= 217
				- ABS; Trommelbremse; 	2		24.3727-0787.2 580787	L= 217
1.0 12V 1.2 16V 1.2 16V Dualfuel 1.2 Twinport	44 55 55 59	11/03→10/06 09/00→10/06 08/01→10/06 07/04→10/06		→ 09/06; Trommelbremse; 			24.3727-0749.2 580749	L= 832 + Zub
				→ 09/06; Trommelbremse; 			24.3727-0750.2 580750	L= 1.095 + Zub
				→ 09/06; Trommelbremse; 	1		24.3727-0755.2 580755	L= 330 + Zub
				→ 09/06; + ABS; Trommelbremse; 	2		24.3727-0786.2 580786	L= 217
				→ 09/06; - ABS; Trommelbremse; 	2		24.3727-0787.2 580787	L= 217
1.3 CDTI 16V	51	10/03→04/07		Trommelbremse; 			24.3727-0749.2 580749	L= 832 + Zub
				Trommelbremse; 	1		24.3727-0755.2 580755	L= 330 + Zub
				Trommelbremse; 			24.3727-0769.2 580769	L= 1.106
				+ ABS; Trommelbremse; 	2		24.3727-0786.2 580786	L= 217
				- ABS; Trommelbremse; 	2		24.3727-0787.2 580787	L= 217
1.4 16V 1.4 Twinport	66 66	09/00→10/06 06/03→10/06		→ 09/06; Trommelbremse; 			24.3727-0749.2 580749	L= 832 + Zub
				→ 09/06; Scheibenbremse; 	1		24.3727-0755.2 580755	L= 330 + Zub
				→ 09/06; Scheibenbremse; 			24.3727-0766.2 580766	L= 1.143
				→ 09/06; Scheibenbremse; 			24.3727-0768.2 580768	L= 1.426
				→ 09/06; Trommelbremse; 			24.3727-0769.2 580769	L= 1.106
				→ 09/06; + ABS; Trommelbremse; 	2		24.3727-0786.2 580786	L= 217
				→ 09/06; - ABS; Trommelbremse; 	2		24.3727-0787.2 580787	L= 217
1.7 CDTI 16V	74	08/00→09/06		06/03→; Trommelbremse; 			24.3727-0749.2 580749	L= 832 + Zub
				06/03→; Trommelbremse; 	1		24.3727-0755.2 580755	L= 330 + Zub
				06/03→; Trommelbremse; 			24.3727-0769.2 580769	L= 1.106
				06/03→; + ABS; Trommelbremse; 	2		24.3727-0786.2 580786	L= 217
				06/03→; - ABS; Trommelbremse; 	2		24.3727-0787.2 580787	L= 217
1.7 DI 16V	48	08/00→09/06		09/00→; Trommelbremse; 			24.3727-0749.2 580749	L= 832 + Zub
				09/00→; Trommelbremse; 			24.3727-0750.2 580750	L= 1.095 + Zub
				09/00→; Trommelbremse; 	1		24.3727-0755.2 580755	L= 330 + Zub
				09/00→; + ABS; Trommelbremse; 	2		24.3727-0786.2 580786	L= 217
				09/00→; - ABS; Trommelbremse; 	2		24.3727-0787.2 580787	L= 217
1.7 DTI 16V	55	08/00→09/06		09/00→; Trommelbremse; 			24.3727-0749.2 580749	L= 832 + Zub
				09/00→; Trommelbremse; 	1		24.3727-0755.2 580755	L= 330 + Zub
				09/00→; Trommelbremse; 			24.3727-0769.2 580769	L= 1.106
				09/00→; + ABS; Trommelbremse; 	2		24.3727-0786.2 580786	L= 217
				09/00→; - ABS; Trommelbremse; 	2		24.3727-0787.2 580787	L= 217
1.8 16V	92	08/00→09/06		09/00→; Trommelbremse; 			24.3727-0749.2 580749	L= 832 + Zub
				09/00→; Scheibenbremse; 	1		24.3727-0755.2 580755	L= 330 + Zub
				09/00→; Scheibenbremse; 			24.3727-0766.2 580766	L= 1.143
				09/00→; Scheibenbremse; 			24.3727-0768.2 580768	L= 1.426
				09/00→; Trommelbremse; 			24.3727-0769.2 580769	L= 1.106
				09/00→; + ABS; Trommelbremse; 	2		24.3727-0786.2 580786	L= 217
				09/00→; - ABS; Trommelbremse; 	2		24.3727-0787.2 580787	L= 217
VAUXHALL - CORSA Mk III (D) (S07) 07/06→08/14								
 Radbremszylinder								
1.0 1.0 i 12V 1.2	44 48 51 - 59	08/06→08/14 01/10→08/14 08/06→08/14	➔				2 24.3219-1755.3 020508	ALU
1.2 LPG	59 -	09/09→08/14						
1.3 CDTI	63	07/10→08/14						
1.4	74	01/10→08/14						
1.2 i 16V	63	12/09→08/14	➔	06/10→			2 24.3219-1755.3 020508	ALU
1.3 CDTI	55 -	08/06→08/14	➔	10/06→			2 24.3219-1755.3 020508	ALU
1.4 ➔	66 66	08/06→08/14						
















	kw					! #		
VAUXHALL - CORSA Mk III (D) (S07) 07/06→08/14								
 Radbremszylinder								
1.4 LPG	66	07/06→08/14	➡	10/06→	2	24.3219-1755.3	020508	ALU
Zubehörsatz, Bremsbacken								
1.0	44	08/06→08/14	➡	Türenanzahl: 5		03.0137-9309.2	669309	AP
1.0 i 12V	48	01/10→08/14						
1.2	51 - 59	08/06→08/14	➡	Türenanzahl: 3		03.0137-9310.2	669310	AP
1.2 LPG	59 - 63	09/09→08/14						
1.3 CDTI	70	07/10→08/14						
1.4	74	01/10→08/14						
1.2 i 16V	63	12/09→08/14	➡	06/10→; Türenanzahl: 5		03.0137-9309.2	669309	AP
			➡	06/10→; Türenanzahl: 3		03.0137-9310.2	669310	AP
1.3 CDTI	55 - 66	08/06→08/14	➡	10/06→; Türenanzahl: 5		03.0137-9309.2	669309	AP
1.4	66	08/06→08/14	➡	10/06→; Türenanzahl: 3		03.0137-9310.2	669310	AP
1.4 LPG	66	07/06→08/14						
 Bremstrommel								
1.0	44	08/06→08/14	➡	Türenanzahl: 3		24.0220-3035.1	480300	Ø 249,5 x 45 / 204,7
1.0 i 12V	48	01/10→08/14						
1.2	51 - 59	08/06→08/14	➡			24.0222-8037.1	480302	Ø 269 x 48 / 230
1.2 LPG	59 - 63	09/09→08/14						
1.2 i 16V	63	12/09→08/14	➡	06/10→; Türenanzahl: 3		24.0220-3035.1	480300	Ø 249,5 x 45 / 204,7
			➡	06/10→		24.0222-8037.1	480302	Ø 269 x 48 / 230
1.3 CDTI	55	08/06→08/14	➡	10/06→; ecoFLEX		24.0220-3035.1	480300	Ø 249,5 x 45 / 204,7
			➡	10/06→; nicht für Ausstattungsvariante: ecoFLEX		24.0222-8037.1	480302	Ø 269 x 48 / 230
1.3 CDTI	66	08/06→08/14	➡	10/06→		24.0222-8037.1	480302	Ø 269 x 48 / 230
1.4	66	08/06→08/14						
1.4 LPG	66	07/06→08/14						
1.3 CDTI	70	07/10→08/14	➡			24.0222-8037.1	480302	Ø 269 x 48 / 230
1.4	74	01/10→08/14	➡	06/10→		24.0222-8037.1	480302	Ø 269 x 48 / 230
 Bremsbackensatz								
1.0	44	08/06→08/14	➡	Türenanzahl: 5		03.0137-0478.2	650478	AP Ø 228 x 42 + HEB
1.0 i 12V	48	01/10→08/14						
1.2	51 - 59	08/06→08/14				03.0520-6819.3	696819	AP Ø 228 x 42 + RZ / + Zub TopKit
1.2 LPG	59 - 63	09/09→08/14	➡	Türenanzahl: 3		03.0137-0479.2	650479	AP Ø 203 x 38 + HEB
1.3 CDTI	70	07/10→08/14				03.0520-6719.3	696719	AP Ø 203 x 38 + RZ / + Zub TopKit
1.4	74	01/10→08/14						
1.2 i 16V	63	12/09→08/14	➡	06/10→; Türenanzahl: 5		03.0137-0478.2	650478	AP Ø 228 x 42 + HEB
						03.0520-6819.3	696819	AP Ø 228 x 42 + RZ / + Zub TopKit
			➡	06/10→; Türenanzahl: 3		03.0137-0479.2	650479	AP Ø 203 x 38 + HEB
						03.0520-6719.3	696719	AP Ø 203 x 38 + RZ / + Zub TopKit
1.3 CDTI	55 - 66	08/06→08/14	➡	10/06→; Türenanzahl: 5		03.0137-0478.2	650478	AP Ø 228 x 42 + HEB
1.4	66	08/06→08/14				03.0520-6819.3	696819	AP Ø 228 x 42 + RZ / + Zub TopKit
1.4 LPG	66	07/06→08/14	➡	10/06→; Türenanzahl: 3		03.0137-0479.2	650479	AP Ø 203 x 38 + HEB
			➡	Türenanzahl: 3		03.0520-6719.3	696719	AP Ø 203 x 38 + RZ / + Zub TopKit
 Seilzug, Feststellbremse								
1.0	44	08/06→08/14		→ 76064268; Türenanzahl: 3; Trommelbremse; ⚠	1	24.3727-0781.2	580781	L= 1.477 L2= 1.462 + Zub
1.0 i 12V	48	01/10→08/14						
1.2	51 - 59	08/06→08/14		Türenanzahl: 5; Trommelbremse; ⚠	1	24.3727-0782.2	580782	L= 1.477 L2= 1.492 + Zub
1.2 LPG	59 - 63	09/09→08/14						
1.2 i 16V	63	12/09→08/14		06/10→; → 76064268; Türenanzahl: 3; Trommelbremse; ⚠	1	24.3727-0781.2	580781	L= 1.477 L2= 1.462 + Zub
				06/10→; Türenanzahl: 5; Trommelbremse; ⚠	1	24.3727-0782.2	580782	L= 1.477 L2= 1.492 + Zub
1.3 CDTI	55 - 66	08/06→08/14		10/06→; Trommelbremse; ⚠	1	24.3727-0782.2	580782	L= 1.477 L2= 1.492 + Zub
1.4	66	08/06→08/14						
→								

















	kw					! #		
VAUXHALL - CORSA Mk III (D) (S07) 07/06→08/14								
 Seilzug, Feststellbremse								
1.4 LPG	66	07/06→08/14		10/06→;	Trommelbremse; 	1	24.3727-0782.2 580782	L= 1.477 L2= 1.492 + Zub
1.3 CDTi	70	07/10→08/14			Trommelbremse; 	1	24.3727-0782.2 580782	L= 1.477 L2= 1.492 + Zub
1.4	74	01/10→08/14						
VAUXHALL - CORSA Mk IV (E) (X15) 08/14→								
 Radbremszylinder								
1.0	66 - 85	08/14→	➔	11/14→;	Bremstrommeldurchmesser innen [Zoll]: 9	2	24.3219-1755.3 020508	ALU
1.2	51	08/14→						
1.3 CDTi	55 - 70	08/14→						
1.4	55 - 74	08/14→						
1.4	110	07/15→	➔		Bremstrommeldurchmesser innen [Zoll]: 9	2	24.3219-1755.3 020508	ALU
Zubehörsatz, Bremsbacken								
1.0	66 - 85	08/14→	➔	11/14→;	Bremstrommeldurchmesser innen [Zoll]: 9		03.0137-9309.2 669309	AP
1.2	51	08/14→						
1.3 CDTi	55 - 70	08/14→						
1.4	55 - 74	08/14→						
1.4	110	07/15→	➔		Bremstrommeldurchmesser innen [Zoll]: 9		03.0137-9309.2 669309	AP
 Bremsstrommel								
1.0	66 - 85	08/14→	➔		Bremstrommeldurchmesser innen [Zoll]: 9		24.0222-8037.1 480302	Ø 269 x 48 / 230
1.2	51	08/14→						
1.3 CDTi	55 - 70	08/14→						
1.4	55 - 110	08/14→						
 Bremsbackensatz								
1.0	66 - 85	08/14→	➔	11/14→;	Bremstrommeldurchmesser innen [Zoll]: 9		03.0137-0478.2 650478	AP Ø 228 x 42 + HEB
1.2	51	08/14→						
1.3 CDTi	55 - 70	08/14→	➔		Bremstrommeldurchmesser innen [Zoll]: 9		03.0520-6719.3 696719	AP Ø 203 x 38 + RZ / + Zub TopKit
1.4	55 - 74	08/14→						
1.4	110	07/15→	➔		Bremstrommeldurchmesser innen [Zoll]: 9		03.0137-0478.2 650478 03.0520-6719.3 696719	AP Ø 228 x 42 + HEB AP Ø 203 x 38 + RZ / + Zub TopKit
 Seilzug, Feststellbremse								
1.0	66 - 85	08/14→		11/14→;	Trommelbremse; 	1	24.3727-3501.2 583501	L= 1.478 L2= 1.490
1.2	51	08/14→			Scheibenbremse; 	1	24.3727-3503.2 583503	L= 1.453 L2= 1.468
1.3 CDTi	55 - 70	08/14→						
1.4	55 - 74	08/14→						
1.4	110	07/15→			Trommelbremse; 	1	24.3727-3501.2 583501	L= 1.478 L2= 1.490
					Scheibenbremse; 	1	24.3727-3503.2 583503	L= 1.453 L2= 1.468
1.6 VXR	151	04/15→			Scheibenbremse; 	1	24.3727-3503.2 583503	L= 1.453 L2= 1.468
VAUXHALL - CORSA Mk V (F) 07/19→								
 Radbremszylinder								
1.2	55 - 96	07/19→	➔			2	24.3220-1743.3 020556	ALU
1.5	75	07/19→						
VAUXHALL - CORSAVAN Mk I (B) Kasten/Schrägheck (S93) 01/94→09/00								
 Radbremszylinder								
1.4 i	44	01/94→09/00	➔				24.3219-1715.3 020122	ALU
1.7 D	44	01/94→09/00					24.3219-1767.3 020552	GG
Zubehörsatz, Bremsbacken								
1.4 i	44	01/94→09/00	➔				03.0137-9166.2 669166	
1.7 D	44	01/94→09/00						






















































	kw					! #		
VAUXHALL - CORSAVAN Mk I (B) Kasten/Schrägheck (S93) 01/94→09/00								
 Bremstrommel								
1.4 i 1.7 D	44 44	01/94→09/00 01/94→09/00	➔	- ABS		24.0220-0012.1 24.0220-0712.2	480017 480208	Ø 228 x 35 / 201 - RLG Ø 228 x 35 / 201 + RLG
			➔	+ ABS		24.0220-0033.2	480132	Ø 228 x 35 / 201 - RLG / + ABS Ring
 Bremsbackensatz								
1.4 i 1.7 D	44 44	01/94→09/00 01/94→09/00	➔			03.0137-0266.2 03.0520-1019.3 03.0525-0010.3	650266 691019 EQ0010	Ø 200 x 29 + HEB TRW Ø 200 x 29 + RZ / + Zub TopKit TRW Ø 200 x 29 - RZ / + Zub Easy Quick
 Seilzug, Feststellbremse								
1.4 i 1.7 D	44 44	01/94→09/00 01/94→09/00		Trommelbremse; <input type="checkbox"/>		24.3727-0743.2	580743	L= 1.373 + Zub
				Trommelbremse; <input type="checkbox"/>		24.3727-0744.2	580744	L= 1.078 + Zub
VAUXHALL - CORSAVAN Mk II (C) Kasten/Schrägheck (X01) 09/00→11/06								
 Radbremszylinder								
1.2 16V 1.2 16V Dualfuel 1.3 CDTI 16V 1.4 1.7 DI 16V 1.7 DTI 16V	55 55 52 66 48 55	09/00→06/06 08/01→06/06 04/04→06/06 11/03→06/06 09/00→06/06 09/00→06/06	➔			24.3219-1715.3	020122	ALU
1.2 16V 1.2 16V Dualfuel	59 59	07/04→11/06 07/04→12/05	➔			24.3219-1755.3	020508	ALU
Zubehörsatz, Bremsbacken								
1.2 16V 1.2 16V Dualfuel 1.3 CDTI 16V 1.4 1.7 DI 16V 1.7 DTI 16V	55 55 52 66 48 55	09/00→06/06 08/01→06/06 04/04→06/06 11/03→06/06 09/00→06/06 09/00→06/06	➔	- ABS		03.0137-9166.2	669166	
			➔	+ ABS		03.0137-9167.2	669167	
1.2 16V 1.2 16V Dualfuel	59 59	07/04→11/06 07/04→12/05	➔	Türenanzahl: 5		03.0137-9309.2	669309	AP
			➔	Türenanzahl: 3		03.0137-9310.2	669310	AP
 Bremstrommel								
1.2 16V 1.2 16V Dualfuel 1.3 CDTI 16V 1.4 1.7 DI 16V 1.7 DTI 16V	55 55 52 66 48 55	09/00→06/06 08/01→06/06 04/04→06/06 11/03→06/06 09/00→06/06 09/00→06/06	➔	+ ABS		24.0220-0038.1	480162	Ø 228 x 54 / 201 - RLG / - ABS Ring
			➔			24.0220-0738.2	480214	Ø 228 x 54 / 201 + RLG / - ABS Ring
			➔	- ABS		24.0220-0039.1	480163	Ø 228 x 35 / 201 - RLG / - ABS Ring
1.2 16V 1.2 16V Dualfuel	59 59	07/04→11/06 07/04→12/05	➔	Türenanzahl: 3		24.0220-3035.1	480300	Ø 249,5 x 45 / 204,7
			➔			24.0222-8037.1	480302	Ø 269 x 48 / 230
 Bremsbackensatz								
1.2 16V 1.2 16V Dualfuel 1.3 CDTI 16V 1.4 1.7 DI 16V 1.7 DTI 16V	55 55 52 66 48 55	09/00→06/06 08/01→06/06 04/04→06/06 11/03→06/06 09/00→06/06 09/00→06/06	➔	- ABS		03.0137-0395.2 03.0520-5119.3 03.0525-0025.3	650395 695119 EQ0025	Ø 200 x 29 + HEB Ø 200 x 29 + RZ / + Zub TopKit Ø 200 x 29 - RZ / + Zub Easy Quick
			➔	+ ABS		03.0137-0396.2 03.0520-5219.3	650396 695219	Ø 200 x 46 + HEB Ø 200 x 46 + RZ / + Zub TopKit
1.2 16V 1.2 16V Dualfuel	59 59	07/04→11/06 07/04→12/05	➔	Türenanzahl: 5		03.0137-0478.2 03.0520-6819.3	650478 696819	AP Ø 228 x 42 + HEB AP Ø 228 x 42 + RZ / + Zub TopKit
			➔	Türenanzahl: 3		03.0137-0479.2 03.0520-6719.3	650479 696719	AP Ø 203 x 38 + HEB AP Ø 203 x 38 + RZ / + Zub TopKit
 Seilzug, Feststellbremse								
1.2 16V 1.2 16V Dualfuel 1.7 DI 16V	55 55 48	09/00→06/06 08/01→06/06 09/00→06/06		Trommelbremse; <input type="checkbox"/>		24.3727-0749.2	580749	L= 832 + Zub
				Trommelbremse; <input type="checkbox"/>		24.3727-0750.2	580750	L= 1.095 + Zub
				Trommelbremse; <input checked="" type="checkbox"/>	1	24.3727-0755.2	580755	L= 330 + Zub
				+ ABS; Trommelbremse; <input checked="" type="checkbox"/>	2	24.3727-0786.2	580786	L= 217
				- ABS; Trommelbremse; <input checked="" type="checkbox"/>	2	24.3727-0787.2	580787	L= 217
➔								














	kw					! #		
VAUXHALL - CORSAVAN Mk II (C) Kasten/Schrägheck (X01) 09/00→11/06								
 Seilzug, Feststellbremse								
1.2 16V 1.2 16V Dualfuel	59 59	07/04→11/06 07/04→12/05		→ 76064268; Türenanzahl: 3; Trommelbremse; 	1	24.3727-0781.2 580781	L= 1.477 L2= 1.462 + Zub	
				Türenanzahl: 5; Trommelbremse; 	1	24.3727-0782.2 580782	L= 1.477 L2= 1.492 + Zub	
1.3 CDTI 16V 1.7 DTI 16V	52 55	04/04→06/06 09/00→06/06		Trommelbremse; 		24.3727-0749.2 580749	L= 832 + Zub	
				Trommelbremse; 	1	24.3727-0755.2 580755	L= 330 + Zub	
				Trommelbremse; 		24.3727-0769.2 580769	L= 1.106	
				+ ABS; Trommelbremse; 	2	24.3727-0786.2 580786	L= 217	
				- ABS; Trommelbremse; 	2	24.3727-0787.2 580787	L= 217	
1.4	66	11/03→06/06		Trommelbremse; 		24.3727-0749.2 580749	L= 832 + Zub	
				Scheibenbremse; 	1	24.3727-0755.2 580755	L= 330 + Zub	
				Scheibenbremse; 		24.3727-0766.2 580766	L= 1.143	
				Scheibenbremse; 		24.3727-0768.2 580768	L= 1.426	
				Trommelbremse; 		24.3727-0769.2 580769	L= 1.106	
				+ ABS; Trommelbremse; 	2	24.3727-0786.2 580786	L= 217	
				- ABS; Trommelbremse; 	2	24.3727-0787.2 580787	L= 217	
VAUXHALL - CORSAVAN Mk III (D) Kasten/Schrägheck (S07) 07/06→								
 Radbremszylinder								
1.2 1.3 CDTI	51 70	01/10→ 07/06→	➡	06/10→		24.3219-1755.3 020508	ALU	
1.2	59	07/09→	➡			24.3219-1755.3 020508	ALU	
1.3 CDTI	55 - 66	07/06→	➡	10/06→		24.3219-1755.3 020508	ALU	
Zubehörsatz, Bremsbacken								
1.2	51	01/10→	➡	06/10→; Türenanzahl: 5		03.0137-9309.2 669309	AP	
			➡	06/10→; Türenanzahl: 3		03.0137-9310.2 669310	AP	
1.2	59	07/09→	➡	Türenanzahl: 5		03.0137-9309.2 669309	AP	
			➡	Türenanzahl: 3		03.0137-9310.2 669310	AP	
1.3 CDTI	55 - 66	07/06→	➡	10/06→; Türenanzahl: 5		03.0137-9309.2 669309	AP	
			➡	10/06→; Türenanzahl: 3		03.0137-9310.2 669310	AP	
1.3 CDTI	70	07/06→	➡	06/10→		03.0137-9309.2 669309	AP	
			➡	06/10→; Türenanzahl: 3		03.0137-9310.2 669310	AP	
 Bremstrommel								
1.2	51	01/10→	➡	06/10→; Türenanzahl: 3		24.0220-3035.1 480300	Ø 249,5 x 45 / 204,7	
			➡	06/10→		24.0222-8037.1 480302	Ø 269 x 48 / 230	
1.2	59	07/09→	➡	Türenanzahl: 3		24.0220-3035.1 480300	Ø 249,5 x 45 / 204,7	
			➡			24.0222-8037.1 480302	Ø 269 x 48 / 230	
1.3 CDTI	55	07/06→	➡	10/06→; ecoFLEX		24.0220-3035.1 480300	Ø 249,5 x 45 / 204,7	
			➡	10/06→; nicht für Ausstattungsvariante: ecoFLEX		24.0222-8037.1 480302	Ø 269 x 48 / 230	
1.3 CDTI	66	07/06→	➡	10/06→		24.0222-8037.1 480302	Ø 269 x 48 / 230	
1.3 CDTI	70	07/06→	➡	06/10→		24.0222-8037.1 480302	Ø 269 x 48 / 230	
 Bremsbackensatz								
1.2	51	01/10→	➡	06/10→; Türenanzahl: 5		03.0137-0478.2 650478	AP Ø 228 x 42 + HEB	
						03.0520-6819.3 696819	AP Ø 228 x 42 + RZ / + Zub TopKit	
			➡	06/10→; Türenanzahl: 3		03.0137-0479.2 650479	AP Ø 203 x 38 + HEB	
						03.0520-6719.3 696719	AP Ø 203 x 38 + RZ / + Zub TopKit	
1.2	59	07/09→	➡	Türenanzahl: 5		03.0137-0478.2 650478	AP Ø 228 x 42 + HEB	
						03.0520-6819.3 696819	AP Ø 228 x 42 + RZ / + Zub TopKit	
			➡	Türenanzahl: 3		03.0137-0479.2 650479	AP Ø 203 x 38 + HEB	
						03.0520-6719.3 696719	AP Ø 203 x 38 + RZ / + Zub TopKit	
1.3 CDTI	55 - 66	07/06→	➡	10/06→; Türenanzahl: 5		03.0137-0478.2 650478	AP Ø 228 x 42 + HEB	
						03.0520-6819.3 696819	AP Ø 228 x 42 + RZ / + Zub TopKit	
			➡	10/06→; Türenanzahl: 3		03.0137-0479.2 650479	AP Ø 203 x 38 + HEB	
→								













	kw					! #		
VAUXHALL - CORSAVAN Mk III (D) Kasten/Schrägheck (S07) 07/06→								
 Bremsbackensatz								
1.3 CDTi	55 - 66	07/06→	➔	Türenanzahl: 3			03.0520-6719.3 696719	AP Ø 203 x 38 + RZ / + Zub TopKit
1.3 CDTi	70	07/06→	➔	06/10→; Türenanzahl: 5			03.0137-0478.2 650478	AP Ø 228 x 42 + HEB
							03.0520-6819.3 696819	AP Ø 228 x 42 + RZ / + Zub TopKit
				06/10→; Türenanzahl: 3			03.0137-0479.2 650479	AP Ø 203 x 38 + HEB
			➔	Türenanzahl: 3			03.0520-6719.3 696719	AP Ø 203 x 38 + RZ / + Zub TopKit
 Seilzug, Feststellbremse								
1.2	51	01/10→		06/10→; → 76064268; Türenanzahl: 3; Trommelbremse; ⚡	1	24.3727-0781.2 580781	L= 1.477 L2= 1.462 + Zub	
				06/10→; Türenanzahl: 5; Trommelbremse; ⚡	1	24.3727-0782.2 580782	L= 1.477 L2= 1.492 + Zub	
1.2	59	07/09→		→ 76064268; Türenanzahl: 3; Trommelbremse; ⚡	1	24.3727-0781.2 580781	L= 1.477 L2= 1.462 + Zub	
				Türenanzahl: 5; Trommelbremse; ⚡	1	24.3727-0782.2 580782	L= 1.477 L2= 1.492 + Zub	
1.3 CDTi	55 - 66	07/06→		10/06→; Trommelbremse; ⚡	1	24.3727-0782.2 580782	L= 1.477 L2= 1.492 + Zub	
1.3 CDTi	70	07/06→		06/10→; Trommelbremse; ⚡	1	24.3727-0782.2 580782	L= 1.477 L2= 1.492 + Zub	
VAUXHALL - CORSAVAN Mk IV (E) Kasten/Schrägheck (X15) 10/14→								
 Radbremsszylinder								
1.2 1.3 CDTi	51 55 - 70	10/14→ 10/14→	➔	11/14→; Bremstrommeldurchmesser innen [Zoll]: 9			24.3219-1755.3 020508	ALU
Zubehörsatz, Bremsbacken								
1.2 1.3 CDTi	51 55 - 70	10/14→ 10/14→	➔	11/14→; Bremstrommeldurchmesser innen [Zoll]: 9			03.0137-9309.2 669309	AP
 Bremstrommel								
1.2 1.3 CDTi	51 55 - 70	10/14→ 10/14→	➔	Bremstrommeldurchmesser innen [Zoll]: 9			24.0222-8037.1 480302	Ø 269 x 48 / 230
 Bremsbackensatz								
1.2 1.3 CDTi	51 55 - 70	10/14→ 10/14→	➔	11/14→; Bremstrommeldurchmesser innen [Zoll]: 9			03.0137-0478.2 650478	AP Ø 228 x 42 + HEB
				Bremstrommeldurchmesser innen [Zoll]: 9			03.0520-6719.3 696719	AP Ø 203 x 38 + RZ / + Zub TopKit
 Seilzug, Feststellbremse								
1.2 1.3 CDTi	51 55 - 70	10/14→ 10/14→		11/14→; Trommelbremse; ⚡	1	24.3727-3501.2 583501	L= 1.478 L2= 1.490	
				Scheibenbremse; ⚡	1	24.3727-3503.2 583503	L= 1.453 L2= 1.468	
VAUXHALL - FRONTERA Mk I (A) (U92) 09/91→10/98								
 Radbremsszylinder								
2.0 2.2 i 2.4 i	85 100 92	04/95→08/98 03/95→10/98 03/92→10/98	➔	→ SV720102	2	24.3225-1702.3 020425	GG	
2.3 TD	74	09/91→06/98	➔	03/92→; → SV720102	2	24.3225-1702.3 020425	GG	
2.5 TDS	85	11/91→06/98	➔	09/96→; → SV720102	2	24.3225-1702.3 020425	GG	
Zubehörsatz, Bremsbacken								
2.0 2.2 i 2.4 i	85 100 92	04/95→08/98 03/95→10/98 03/92→10/98	➔	→ SV720102			03.0137-9245.2 669245	
2.3 TD	74	09/91→06/98	➔	03/92→; → SV720102			03.0137-9245.2 669245	
2.5 TDS	85	11/91→06/98	➔	09/96→; → SV720102			03.0137-9245.2 669245	
 Bremsbackensatz								
2.0 2.2 i 2.4 i	85 100 92	04/95→08/98 03/95→10/98 03/92→10/98	➔	→ SV720102			03.0137-0283.2 650283	Ø 254 x 52
2.3 TD	74	09/91→06/98	➔	03/92→; → SV720102			03.0137-0283.2 650283	Ø 254 x 52
2.5 TDS	85	11/91→06/98	➔	09/96→; → SV720102			03.0137-0283.2 650283	Ø 254 x 52



	kw					! #		
VAUXHALL - FRONTERA Mk I (A) Sport (U92) 03/92→10/98								
 Radbremszylinder								
2.0 i 2.5 TDS	85 85	03/92→10/98 09/96→10/98	➔	→ SV720102	2	24.3225-1702.3	020425	GG
Zubehörsatz, Bremsbacken								
2.0 i 2.5 TDS	85 85	03/92→10/98 09/96→10/98	➔	→ SV720102		03.0137-9245.2	669245	
 Bremsbackensatz								
2.0 i 2.5 TDS	85 85	03/92→10/98 09/96→10/98	➔	→ SV720102		03.0137-0283.2	650283	Ø 254 x 52
VAUXHALL - INSIGNIA Mk I (A) Country Tourer (G09) 07/08→05/17								
 Seilzug, Feststellbremse								
2.0 Biturbo CDTI 4x4	143	09/13→05/17		→ A1006683; Scheibenbremse; ⚡	2	24.3727-0789.2	580789	L= 2.005 + Zub
VAUXHALL - INSIGNIA Mk I (A) Schrägheck (G09) 07/08→05/17								
 Seilzug, Feststellbremse								
1.4	103	04/11→05/17		06/11→; → B1182367; - eFSB; ⚡	2	24.3727-0791.2	580791	L= 1.937 + Zub
1.6 1.6 Turbo 1.8 2.0 Biturbo CDTI 2.0 CDTI 2.0 Turbo	85 132 103 143 81 - 140 162	07/08→07/12 01/09→05/17 07/08→05/17 03/12→05/17 07/08→05/17 07/08→05/17		→ B1182367; - eFSB; ⚡	2	24.3727-0791.2	580791	L= 1.937 + Zub
2.0 Biturbo CDTI 4x4 2.0 CDTI 4x4 2.0 Turbo 4x4 2.8 V6 Turbo 4x4 2.8 VXR	143 140 162 191 239	03/12→05/17 05/09→05/17 07/08→05/17 07/08→05/17 07/09→05/17		→ A1006683; ⚡	2	24.3727-0789.2	580789	L= 2.005 + Zub
2.0 CDTI 4x4	118	07/08→05/17		06/10→; → A1006683; ⚡	2	24.3727-0789.2	580789	L= 2.005 + Zub
VAUXHALL - INSIGNIA Mk I (A) Sports Tourer (G09) 07/08→05/17								
 Seilzug, Feststellbremse								
1.4	103	04/11→05/17		06/11→; → B1182367; Scheibenbremse; - eFSB; ⚡	2	24.3727-0791.2	580791	L= 1.937 + Zub
1.6 1.6 Turbo 1.8 2.0 Biturbo CDTI 2.0 CDTI 2.0 Turbo	85 132 103 143 81 - 140 162	07/08→07/12 01/09→05/17 07/08→05/17 03/12→05/17 07/08→05/17 07/08→05/17		→ B1182367; Scheibenbremse; - eFSB; ⚡	2	24.3727-0791.2	580791	L= 1.937 + Zub
2.0 Biturbo CDTI 4x4 2.0 CDTI 4x4 2.0 Turbo 4x4 2.8 V6 Turbo 2.8 VXR	143 140 162 191 239	03/12→05/17 05/09→05/17 07/08→05/17 08/08→05/17 07/09→05/17		→ A1006683; Scheibenbremse; ⚡	2	24.3727-0789.2	580789	L= 2.005 + Zub
2.0 CDTI 4x4	118	07/08→05/17		06/10→; → A1006683; Scheibenbremse; ⚡	2	24.3727-0789.2	580789	L= 2.005 + Zub
VAUXHALL - INSIGNIA Mk I (A) Stufenheck (G09) 07/08→05/17								
 Seilzug, Feststellbremse								
1.4	103	04/11→05/17		06/11→; → B1182367; - eFSB; ⚡	2	24.3727-0791.2	580791	L= 1.937 + Zub
1.6 1.6 Turbo 1.8 2.0 Biturbo CDTI 2.0 CDTI 2.0 Turbo	85 132 103 143 96 - 140 162	07/08→07/12 01/09→05/17 07/08→05/17 03/12→05/17 07/08→05/17 07/08→05/17		→ B1182367; - eFSB; ⚡	2	24.3727-0791.2	580791	L= 1.937 + Zub
2.0 Biturbo CDTI 4x4 2.0 CDTI 4x4 2.0 Turbo 4x4 2.8 V6 Turbo 4x4 2.8 VXR	143 140 162 - 184 191 239	03/12→05/17 05/09→05/17 07/08→05/17 07/08→05/17 07/09→05/17		→ A1006683; ⚡	2	24.3727-0789.2	580789	L= 2.005 + Zub
2.0 CDTI 4x4	118	07/08→05/17		06/10→; → A1006683; ⚡	2	24.3727-0789.2	580789	L= 2.005 + Zub
VAUXHALL - MERIVA A (X03) 01/03→06/10								
 Seilzug, Feststellbremse								
1.3 CDTI	51	04/05→06/10		→ 34999999; Scheibenbremse; ⚡	1	24.3727-0780.2	580780	L= 1.610 L2= 1.610 + Zub
1.3 CDTI ➔	55	01/03→10/09		44000001→; Scheibenbremse; ⚡	1	24.3727-0779.2	580779	L= 1.615 L2= 1.615 + Zub

	kw					! #		
VAUXHALL - MERIVA A (X03) 01/03→06/10								
 Seilzug, Feststellbremse								
1.3 CDTI	55	01/03→10/09		09/03→; → 34999999; Scheibenbremse; 	1	24.3727-0780.2	580780	L= 1.610 L2= 1.610 + Zub
1.4 16V Twinport	66	01/03→06/10		44000001→; → 05/10; Scheibenbremse; 	1	24.3727-0779.2	580779	L= 1.615 L2= 1.615 + Zub
				07/04→; → 34999999; Scheibenbremse; 	1	24.3727-0780.2	580780	L= 1.610 L2= 1.610 + Zub
1.6 i	64	01/03→06/10		44000001→; → 05/10; Scheibenbremse; 	1	24.3727-0779.2	580779	L= 1.615 L2= 1.615 + Zub
				05/03→; → 34999999; Scheibenbremse; 	1	24.3727-0780.2	580780	L= 1.610 L2= 1.610 + Zub
1.6 i 16V	74	01/03→09/05		44000001→; Scheibenbremse; 	1	24.3727-0779.2	580779	L= 1.615 L2= 1.615 + Zub
				05/03→; → 34999999; Scheibenbremse; 	1	24.3727-0780.2	580780	L= 1.610 L2= 1.610 + Zub
1.6 i 16V Twinport	77	05/03→06/10		44000001→; → 05/10; Scheibenbremse; 	1	24.3727-0779.2	580779	L= 1.615 L2= 1.615 + Zub
				01/06→; → 34999999; Scheibenbremse; 	1	24.3727-0780.2	580780	L= 1.610 L2= 1.610 + Zub
1.6 Turbo	132	05/06→06/10		44000001→; → 05/10; Scheibenbremse; 	1	24.3727-0779.2	580779	L= 1.615 L2= 1.615 + Zub
1.7 DTI	55	06/03→06/10		→ 34999999; Scheibenbremse; 	1	24.3727-0780.2	580780	L= 1.610 L2= 1.610 + Zub
1.8 i 16V	92	05/03→06/10						
1.7 CDTi	74	09/03→08/05		44000001→; Scheibenbremse; 	1	24.3727-0779.2	580779	L= 1.615 L2= 1.615 + Zub
				→ 34999999; Scheibenbremse; 	1	24.3727-0780.2	580780	L= 1.610 L2= 1.610 + Zub
VAUXHALL - MOKKA / MOKKA X (J13) 06/12→								
 Seilzug, Feststellbremse								
1.4	103	04/13→		12/13→; Scheibenbremse; 	1	24.3727-3502.2	583502	L= 1.885 L2= 1.918
1.4 4x4	103	06/12→						
1.6	85	06/12→						
1.7 CDTI	96	06/12→						
1.7 CDTI 4x4	96	06/12→						
1.4 4x4	112	06/16→		Scheibenbremse; 	1	24.3727-3502.2	583502	L= 1.885 L2= 1.918
1.6 CDTi	100	01/15→						
1.6 CDTI	81	06/15→						
1.6 CDTi 4x4	100	01/15→						
VAUXHALL - MOVANO Mk I (A) Chassis/Cab (X70) 10/98→12/10								
 Radbremszylinder								
2.2 DTI	66	09/00→05/10		→ 01/10; 		24.3223-1707.3	020435	BDX GG
				→ 01/10; 		24.3223-1708.3	020436	BDX GG
2.5 CDTI	73	11/03→12/06				24.3223-1707.3	020435	BDX GG
2.5 DTI	84	01/01→12/06				24.3223-1708.3	020436	BDX GG
2.8 DTI	84	10/98→10/01				24.3223-1707.3	020435	BDX GG
2.5 D	59	10/98→08/02		→ 09/00; 		24.3223-1707.3	020435	BDX GG
				→ 09/00; 		24.3223-1708.3	020436	BDX GG
Zubehörsatz, Bremsbacken								
2.2 DTI	66	09/00→05/10		→ 01/10		03.0137-9240.2	669240	
2.5 CDTI	73	11/03→12/06				03.0137-9240.2	669240	
2.5 DTI	84	01/01→12/06						
2.8 DTI	84	10/98→10/01						
2.5 D	59	10/98→08/02		→ 09/00		03.0137-9240.2	669240	
 Bremstrommel								
2.2 DTI	66	09/00→05/10		→ 01/10		24.0228-0002.1	480159	Ø 320 x 69,5 / 282
2.5 CDTI	73	11/03→12/06				24.0228-0002.1	480159	Ø 320 x 69,5 / 282
2.5 DTI	84	01/01→12/06						
2.8 DTI	84	10/98→10/01						
2.5 D	59	10/98→08/02		→ 09/00		24.0228-0002.1	480159	Ø 320 x 69,5 / 282
 Bremssackensatz								
2.2 DTI	66	09/00→05/10		→ 01/10		03.0137-0382.2	650382	Ø 280 x 65
2.5 CDTI	73	11/03→12/06				03.0137-0382.2	650382	Ø 280 x 65
2.5 DTI	84	01/01→12/06						
2.8 DTI	84	10/98→10/01						
2.5 D	59	10/98→08/02		→ 09/00		03.0137-0382.2	650382	Ø 280 x 65
Seilzug, Feststellbremse								
2.2 DTI	66	09/00→05/10		→ 01/10;	1	24.3727-0762.2	580762	L= 1.175
2.5 CDTI	74	10/06→12/10						
→								

	kw					! #		
VAUXHALL - MOVANO Mk I (A) Chassis/Cab (X70) 10/98→12/10								
 Seilzug, Feststellbremse								
3.0 DTi	100	10/03→05/10			→ 01/10; ⬇	2	24.3727-1000.2 581000 24.3727-1072.2 581072	L= 1.737 L= 1.420
2.5 CDTI	88 - 107	08/06→05/10			09/06→ 01/10; ⬆	1	24.3727-0762.2 580762	L= 1.175
					09/06→ 01/10; ⬇	2	24.3727-1000.2 581000 24.3727-1072.2 581072	L= 1.737 L= 1.420
2.5 CDTI	73	11/03→12/06			⬆	1	24.3727-0762.2 580762	L= 1.175
2.5 DTI	84	01/01→12/06			⬇	2	24.3727-1000.2 581000	L= 1.737
2.8 DTI	84	10/98→10/01					24.3727-1072.2 581072	L= 1.420
2.5 D	59	10/98→08/02			→ 09/00; ⬆	1	24.3727-0762.2 580762	L= 1.175
					→ 09/00; ⬇	2	24.3727-1000.2 581000 24.3727-1072.2 581072	L= 1.737 L= 1.420
VAUXHALL - MOVANO Mk I (A) Combi (X70) 10/98→05/10								
 Radbremszylinder								
1.9 DTI	60	10/01→05/10	➡		→ 01/10; ☐		24.3223-1707.3 020435	BDX GG
2.2 DTI	66	09/00→05/10	➡		→ 01/10; ☐		24.3223-1708.3 020436	BDX GG
2.5 D	59	10/98→09/00	➡		☐		24.3223-1707.3 020435	BDX GG
2.5 DTI	84	10/01→08/09	➡		☐		24.3223-1708.3 020436	BDX GG
2.8 DTI	84	10/98→10/01	➡		☐			
Zubehörsatz, Bremsbacken								
1.9 DTI	60	10/01→05/10	➡		→ 01/10		03.0137-9240.2 669240	
2.2 DTI	66	09/00→05/10	➡					
2.5 D	59	10/98→09/00	➡				03.0137-9240.2 669240	
2.5 DTI	84	10/01→08/09						
2.8 DTI	84	10/98→10/01						
 Bremstrommel								
1.9 DTI	60	10/01→05/10	➡		→ 01/10		24.0228-0002.1 480159	∅ 320 x 69,5 / 282
2.2 DTI	66	09/00→05/10	➡				24.0228-0002.1 480159	∅ 320 x 69,5 / 282
2.5 D	59	10/98→09/00	➡					
2.5 DTI	84	10/01→08/09						
2.8 DTI	84	10/98→10/01						
 Bremsbackensatz								
1.9 DTI	60	10/01→05/10	➡		→ 01/10		03.0137-0382.2 650382	∅ 280 x 65
2.2 DTI	66	09/00→05/10						
2.5 D	59	10/98→09/00	➡				03.0137-0382.2 650382	∅ 280 x 65
2.5 DTI	84	10/01→08/09						
2.8 DTI	84	10/98→10/01						
 Seilzug, Feststellbremse								
1.9 DTI	60	10/01→05/10			→ 01/10; ⬆	1	24.3727-0762.2 580762	L= 1.175
2.2 DTI	66	09/00→05/10					24.3727-1000.2 581000	L= 1.737
3.0 DTI	100	10/03→05/10			→ 01/10; ⬇		24.3727-1072.2 581072	L= 1.420
2.5 CDTI	74 - 88	10/01→08/09			09/06→; ⬆	1	24.3727-0762.2 580762	L= 1.175
					09/06→; ⬇	2	24.3727-1000.2 581000 24.3727-1072.2 581072	L= 1.737 L= 1.420
2.5 CDTI	107	08/06→05/10			09/06→ 01/10; ⬆	1	24.3727-0762.2 580762	L= 1.175
					09/06→ 01/10; ⬇	2	24.3727-1000.2 581000 24.3727-1072.2 581072	L= 1.737 L= 1.420
2.5 D	59	10/98→09/00			⬆	1	24.3727-0762.2 580762	L= 1.175
2.5 DTI	84	10/01→08/09			⬇	2	24.3727-1000.2 581000	L= 1.737
2.8 DTI	84	10/98→10/01					24.3727-1072.2 581072	L= 1.420
VAUXHALL - MOVANO Mk I (A) Van (X70) 10/98→12/10								
 Radbremszylinder								
1.9 DTI	60	10/01→05/10	➡		→ 01/10; ☐		24.3223-1707.3 020435	BDX GG
2.2 DTI	66	09/00→05/10	➡		→ 01/10; ☐		24.3223-1708.3 020436	BDX GG
2.5 DTI	84	10/01→05/10	➡				24.3223-1707.3 020435	BDX GG
2.5	73	11/03→12/06	➡		☐			
2.5 D	59	10/98→09/00	➡		☐			
2.8 TDI	84	10/98→10/01	➡		☐			
Zubehörsatz, Bremsbacken								
1.9 DTI	60	10/01→05/10	➡		→ 01/10		03.0137-9240.2 669240	
2.2 DTI	66	09/00→05/10						
2.5 DTI	84	10/01→05/10						
→								

	kw					! #		
VAUXHALL - MOVANO Mk I (A) Van (X70) 10/98→12/10								
Zubehörsatz, Bremsbacken								
2.5 2.5 D 2.8 TDI	73 59 84	11/03→12/06 10/98→09/00 10/98→10/01	➔				03.0137-9240.2 669240	
 Bremstrommel								
1.9 DTI 2.2 DTI 2.5 DTI	60 66 84	10/01→05/10 09/00→05/10 10/01→05/10	➔	→ 01/10			24.0228-0002.1 480159	Ø 320 x 69,5 / 282
2.5 2.5 D 2.8 TDI	73 59 84	11/03→12/06 10/98→09/00 10/98→10/01	➔				24.0228-0002.1 480159	Ø 320 x 69,5 / 282
 Bremsbackensatz								
1.9 DTI 2.2 DTI 2.5 DTI	60 66 84	10/01→05/10 09/00→05/10 10/01→05/10	➔	→ 01/10			03.0137-0382.2 650382	Ø 280 x 65
2.5 2.5 D 2.8 TDI	73 59 84	11/03→12/06 10/98→09/00 10/98→10/01	➔				03.0137-0382.2 650382	Ø 280 x 65
 Seilzug, Feststellbremse								
1.9 DTI 2.2 DTI 2.5 CDTI 2.5 DTI 3.0 DTi	60 66 74 84 100	10/01→05/10 09/00→05/10 10/06→12/10 10/01→05/10 10/03→05/10		→ 01/10; ⬆ → 01/10; ⬇		1 2	24.3727-0762.2 580762 24.3727-1000.2 581000 24.3727-1072.2 581072	L= 1.175 L= 1.737 L= 1.420
2.5 2.5 D 2.8 TDI	73 59 84	11/03→12/06 10/98→09/00 10/98→10/01		⬆ ⬇		1 2	24.3727-0762.2 580762 24.3727-1000.2 581000 24.3727-1072.2 581072	L= 1.175 L= 1.737 L= 1.420
2.5 CDTI	88 - 107	08/06→05/10		09/06→ 01/10; ⬆ 09/06→ 01/10; ⬇		1 2	24.3727-0762.2 580762 24.3727-1000.2 581000 24.3727-1072.2 581072	L= 1.175 L= 1.737 L= 1.420
VAUXHALL - MOVANO Mk II (B) Chassis/Cab (X62) 05/10→								
 Seilzug, Feststellbremse								
2.3 CDTI FWD	74 - 132	05/10→		für verkürzten Radstand; Scheibenbremse; für Variant Code: EV0 / FV0; ⬇ mittlerer Radstand / für verlängerten Radstand; ⬆ für verkürzten Radstand; ⬆		2 1 1	24.3727-3602.2 583602 24.3727-3606.2 583606 24.3727-3607.2 583607	L= 1.730 L= 1.032 L= 1.086
2.3 CDTI RWD	74 - 110	05/10→		für Fahrzeuge mit Einfachbereifung hinten; Scheibenbremse; ⬇ RWD; für Fahrzeuge mit Doppelbereifung hinten; Scheibenbremse; ⬇ mittlerer Radstand / für verlängerten Radstand; ⬆ für verkürzten Radstand; ⬆		2 2 1 1	24.3727-3603.2 583603 24.3727-3605.2 583605 24.3727-3606.2 583606 24.3727-3607.2 583607	L= 1.555 L= 1.490 L= 1.032 L= 1.086
2.3 CDTI RWD	100 - 120	07/10→		für Fahrzeuge mit Einfachbereifung hinten; Scheibenbremse; ⬇ für Fahrzeuge mit Doppelbereifung hinten; Scheibenbremse; ⬇ mittlerer Radstand / für verlängerten Radstand; ⬆ für verkürzten Radstand; ⬆		2 2 1 1	24.3727-3603.2 583603 24.3727-3605.2 583605 24.3727-3606.2 583606 24.3727-3607.2 583607	L= 1.555 L= 1.490 L= 1.032 L= 1.086
2.3 CDTI RWD	96	10/16→		für Fahrzeuge mit Einfachbereifung hinten; Scheibenbremse; ⬇ 11/16→; für Fahrzeuge mit Doppelbereifung hinten; Scheibenbremse; ⬇ mittlerer Radstand / für verlängerten Radstand; ⬆ für verkürzten Radstand; ⬆		2 2 1 1	24.3727-3603.2 583603 24.3727-3605.2 583605 24.3727-3606.2 583606 24.3727-3607.2 583607	L= 1.555 L= 1.490 L= 1.032 L= 1.086
VAUXHALL - MOVANO Mk II (B) Combi (X62) 05/10→								
 Seilzug, Feststellbremse								
2.3 CDTI FWD	74 - 125	05/10→		für verkürzten Radstand; Scheibenbremse; für Variant Code: EV0 / FV0; ⬇ mittlerer Radstand / für verlängerten Radstand; ⬆ für verkürzten Radstand; ⬆		2 1 1	24.3727-3602.2 583602 24.3727-3606.2 583606 24.3727-3607.2 583607	L= 1.730 L= 1.032 L= 1.086



VAUXHALL - MOVANO Mk II (B) VAN (X62) 05/10→

Seilzug, Feststellbremse

2.3 CDTI FWD	74 - 132	05/10→		für verkürzten Radstand; Scheibenbremse; für Variant Code: EV0 / FV0; ⬇	2	24.3727-3602.2	583602	L= 1.730
				mittlerer Radstand / für verlängerten Radstand; ⬆	1	24.3727-3606.2	583606	L= 1.032
				für verkürzten Radstand; ⬆	1	24.3727-3607.2	583607	L= 1.086
2.3 CDTI RWD	74 - 92	05/10→		für Fahrzeuge mit Einfachbereifung hinten; Scheibenbremse; ⬇	2	24.3727-3603.2	583603	L= 1.555
				RWD; für Fahrzeuge mit Doppelbereifung hinten; Scheibenbremse; ⬇	2	24.3727-3605.2	583605	L= 1.490
				mittlerer Radstand / für verlängerten Radstand; ⬆	1	24.3727-3606.2	583606	L= 1.032
				für verkürzten Radstand; ⬆	1	24.3727-3607.2	583607	L= 1.086
2.3 CDTI RWD	96	10/16→		für Fahrzeuge mit Einfachbereifung hinten; Scheibenbremse; ⬇	2	24.3727-3603.2	583603	L= 1.555
				11/16→; für Fahrzeuge mit Doppelbereifung hinten; Scheibenbremse; ⬇	2	24.3727-3605.2	583605	L= 1.490
				mittlerer Radstand / für verlängerten Radstand; ⬆	1	24.3727-3606.2	583606	L= 1.032
				für verkürzten Radstand; ⬆	1	24.3727-3607.2	583607	L= 1.086
2.3 CDTI RWD	100 - 120	05/10→		für Fahrzeuge mit Einfachbereifung hinten; Scheibenbremse; ⬇	2	24.3727-3603.2	583603	L= 1.555
				für Fahrzeuge mit Doppelbereifung hinten; Scheibenbremse; ⬇	2	24.3727-3605.2	583605	L= 1.490
				mittlerer Radstand / für verlängerten Radstand; ⬆	1	24.3727-3606.2	583606	L= 1.032
				für verkürzten Radstand; ⬆	1	24.3727-3607.2	583607	L= 1.086

VAUXHALL - OMEGA (B) Kombi (V94) 12/93→06/03

Bremsbackensatz, Feststellbremse












2.0	85	03/94→09/99	➡	V1169751→		03.0137-0172.2	650172	∅ 160 x 25
2.5 TD	96	04/94→07/01	➡					
2.5 V6	125	03/94→09/00	➡	→ V1169750		03.0137-0172.2	650172	∅ 160 x 25
3.0 V6	155	07/94→07/00	➡					
2.0 16V	100	03/94→07/01	➡	V1169751→; → 09/99		03.0137-0172.2	650172	∅ 160 x 25
			➡	→ V1169750		03.0137-0172.2	650172	∅ 160 x 25
2.0 DTI 16V	74	01/98→09/00	➡	V1169751→; → 08/00		03.0137-0172.2	650172	∅ 160 x 25
2.0 Dualfuel	100	01/99→07/01	➡			03.0137-0172.2	650172	∅ 160 x 25
3.2 V6	160	02/01→06/03	➡					
2.2 16V	106	02/94→06/03	➡	V1169751→		03.0137-0172.2	650172	∅ 160 x 25
2.2 DTI 16V	88	08/00→06/03	➡					
2.6 V6	132	08/00→06/03	➡					















Zubehörsatz, Feststellbremsbacken












2.0	85	03/94→09/99	➡	→ V1169750		03.0137-9092.2	669092	
2.0 Dualfuel	100	01/99→07/01	➡					
2.5 TD	96	04/94→07/01	➡	V1169751→		03.0137-9242.2	669242	
2.5 V6	125	03/94→09/00	➡					
3.0 V6	155	07/94→07/00	➡					
2.0 16V	100	03/94→07/01	➡	→ V1169750		03.0137-9092.2	669092	
			➡	V1169751→; → 09/99		03.0137-9242.2	669242	
2.0 DTI 16V	74	01/98→09/00	➡	V1169751→; → 08/00		03.0137-9242.2	669242	
2.2 16V	106	02/94→06/03	➡	V1169751→		03.0137-9242.2	669242	
2.2 DTI 16V	88	08/00→06/03	➡					
2.6 V6	132	08/00→06/03	➡					
3.2 V6	160	02/01→06/03	➡			03.0137-9242.2	669242	








Seilzug, Feststellbremse












2.0	85	03/94→09/99		Scheibenbremse; ⬇	1	24.3727-0725.2	580725	L= 1.550 L2= 1.550 + Zub
2.0 Dualfuel	100	01/99→07/01						
2.5 TD	96	04/94→07/01						
2.5 V6	125	03/94→09/00						
3.0 V6	155	07/94→07/00						
3.2 V6	160	02/01→06/03						
2.0 16V	100	03/94→07/01		→ 09/99; Scheibenbremse; ⬇	1	24.3727-0725.2	580725	L= 1.550 L2= 1.550 + Zub
2.0 DTI 16V	74	01/98→09/00		→ 08/00; Scheibenbremse; ⬇	1	24.3727-0725.2	580725	L= 1.550 L2= 1.550 + Zub
2.2 16V	106	02/94→06/03		10/99→; Scheibenbremse; ⬇	1	24.3727-0725.2	580725	L= 1.550 L2= 1.550 + Zub
2.2 DTI 16V	88	08/00→06/03						
2.6 V6	132	08/00→06/03		09/00→; Scheibenbremse; ⬇	1	24.3727-0725.2	580725	L= 1.550 L2= 1.550 + Zub












	kw				! #		
VAUXHALL - OMEGA (B) Stufenheck (V94) 12/93→07/03							
 Bremsbackensatz, Feststellbremse							
2.0 2.5 TD 2.5 V6 3.0 V6	85 96 125 155	03/94→09/99 04/94→07/01 03/94→09/00 04/94→07/00	➔ ➔ ➔ ➔	V1169751→ → V1169750		03.0137-0172.2 650172	Ø 160 x 25
2.0 16V	100	03/94→07/01	➔ ➔	V1169751→; → 09/99 → V1169750		03.0137-0172.2 650172	Ø 160 x 25
2.0 DTI 16V	74	01/98→09/00	➔	V1169751→; → 08/00		03.0137-0172.2 650172	Ø 160 x 25
2.0 Dualfuel 3.2 V6	100 160	05/98→07/01 02/01→07/03	➔			03.0137-0172.2 650172	Ø 160 x 25
2.2 16V 2.2 DTI 16V 2.6 V6	106 88 132	01/94→06/03 08/00→07/03 08/00→07/03	➔	V1169751→		03.0137-0172.2 650172	Ø 160 x 25
Zubehörsatz, Feststellbremsbacken							
2.0 2.0 Dualfuel 2.5 TD 2.5 V6 3.0 V6	85 100 96 125 155	03/94→09/99 05/98→07/01 04/94→07/01 03/94→09/00 04/94→07/00	➔ ➔ ➔ ➔ ➔	→ V1169750 V1169751→		03.0137-9092.2 669092 03.0137-9242.2 669242	
2.0 16V	100	03/94→07/01	➔ ➔	→ V1169750 V1169751→; → 09/99		03.0137-9092.2 669092 03.0137-9242.2 669242	
2.0 DTI 16V	74	01/98→09/00	➔	V1169751→; → 08/00		03.0137-9242.2 669242	
2.2 16V 2.2 DTI 16V 2.6 V6 3.2 V6	106 88 132 160	01/94→06/03 08/00→07/03 08/00→07/03 02/01→07/03	➔ ➔ ➔ ➔	V1169751→		03.0137-9242.2 669242 03.0137-9242.2 669242	
 Seilzug, Feststellbremse							
2.0 2.0 Dualfuel 2.5 TD 2.5 V6 3.0 V6 3.2 V6	85 100 96 125 155 160	03/94→09/99 05/98→07/01 04/94→07/01 03/94→09/00 04/94→07/00 02/01→07/03		Scheibenbremse; ⚠	1	24.3727-0725.2 580725	L= 1.550 L2= 1.550 + Zub
2.0 16V	100	03/94→07/01		→ 09/99; Scheibenbremse; ⚠	1	24.3727-0725.2 580725	L= 1.550 L2= 1.550 + Zub
2.0 DTI 16V	74	01/98→09/00		→ 08/00; Scheibenbremse; ⚠	1	24.3727-0725.2 580725	L= 1.550 L2= 1.550 + Zub
2.2 16V	106	01/94→06/03		10/99→; Scheibenbremse; ⚠	1	24.3727-0725.2 580725	L= 1.550 L2= 1.550 + Zub
2.2 DTI 16V 2.6 V6	88 132	08/00→07/03 08/00→07/03		09/00→; Scheibenbremse; ⚠	1	24.3727-0725.2 580725	L= 1.550 L2= 1.550 + Zub
VAUXHALL - SIGNUM (Z03) 03/03→10/08							
 Seilzug, Feststellbremse							
1.9 CDTi 1.9 CDTi 16V 2.0 DTI 2.2 DTI 3.0 CDTi	88 110 74 92 130	04/04→03/08 04/04→03/08 05/03→04/04 05/03→05/08 05/03→05/08		für Fahrzeuge ohne Schlechtwegeausführung; Scheibenbremse; ⚠	1	24.3727-0788.2 580788	L= 1.800 L2= 1.800
VAUXHALL - TIGRA Mk I (S93) 07/94→12/00							
 Radbremszylinder							
1.4 16V	66	07/94→12/00	➔		2	24.3219-1715.3 020122 24.3219-1767.3 020552	ALU GG
1.6 16V	78	07/94→12/00	➔	→ 08/98	2	24.3219-1715.3 020122 24.3219-1767.3 020552	ALU GG
Zubehörsatz, Bremsbacken							
1.4 16V	66	07/94→12/00	➔			03.0137-9166.2 669166	
1.6 16V	78	07/94→12/00	➔	→ 08/98		03.0137-9166.2 669166	
 Bremstrommel							
1.4 16V	66	07/94→12/00	➔ ➔	- ABS + ABS		24.0220-0012.1 480017 24.0220-0712.2 480208 24.0220-0033.2 480132	Ø 228 x 35 / 201 - RLG Ø 228 x 35 / 201 + RLG Ø 228 x 35 / 201 - RLG / + ABS Ring
1.6 16V	78	07/94→12/00	➔ ➔	→ 08/98; - ABS → 08/98; + ABS		24.0220-0012.1 480017 24.0220-0712.2 480208 24.0220-0033.2 480132	Ø 228 x 35 / 201 - RLG Ø 228 x 35 / 201 + RLG Ø 228 x 35 / 201 - RLG / + ABS Ring
→							




































	kw					! #		
VAUXHALL - TIGRA Mk I (S93) 07/94→12/00								
 Bremsbackensatz								
1.4 16V	66	07/94→12/00	➔				03.0137-0266.2 650266 03.0520-1019.3 691019 03.0525-0010.3 EQ0010	Ø 200 x 29 + HEB TRW Ø 200 x 29 + RZ / + Zub TopKit TRW Ø 200 x 29 - RZ / + Zub Easy Quick
1.6 16V	78	07/94→12/00	➔	→ 08/98			03.0137-0266.2 650266 03.0520-1019.3 691019 03.0525-0010.3 EQ0010	Ø 200 x 29 + HEB TRW Ø 200 x 29 + RZ / + Zub TopKit TRW Ø 200 x 29 - RZ / + Zub Easy Quick
 Seilzug, Feststellbremse								
1.4 16V	66	07/94→12/00		Trommelbremse; <input type="checkbox"/>			24.3727-0743.2 580743	L= 1.373 + Zub
				Trommelbremse; <input type="checkbox"/>			24.3727-0744.2 580744	L= 1.078 + Zub
1.6 16V	78	07/94→12/00		→ 08/98; Trommelbremse; <input type="checkbox"/>			24.3727-0743.2 580743	L= 1.373 + Zub
				→ 08/98; Trommelbremse; <input type="checkbox"/>			24.3727-0744.2 580744	L= 1.078 + Zub
VAUXHALL - TIGRA TwinTop (X04) 06/04→08/09								
 Radbremszylinder								
1.3 CDTI 1.4 1.8	51 66 92	06/04→08/09 06/04→08/09 06/04→08/09	➔			2	24.3219-1715.3 020122	ALU
Zubehörsatz, Bremsbacken								
1.3 CDTI 1.4 1.8	51 66 92	06/04→08/09 06/04→08/09 06/04→08/09	➔				03.0137-9167.2 669167	
 Bremstrommel								
1.3 CDTI 1.4 1.8	51 66 92	06/04→08/09 06/04→08/09 06/04→08/09	➔				24.0220-0038.1 480162 24.0220-0738.2 480214	Ø 228 x 54 / 201 - RLG / - ABS Ring Ø 228 x 54 / 201 + RLG / - ABS Ring
 Bremsbackensatz								
1.3 CDTI 1.4 1.8	51 66 92	06/04→08/09 06/04→08/09 06/04→08/09	➔				03.0137-0396.2 650396 03.0520-5219.3 695219	Ø 200 x 46 + HEB Ø 200 x 46 + RZ / + Zub TopKit
 Seilzug, Feststellbremse								
1.3 CDTI 1.4 1.8	51 66 92	06/04→08/09 06/04→08/09 06/04→08/09		Trommelbremse; <input type="checkbox"/>			24.3727-0749.2 580749	L= 832 + Zub
				Trommelbremse; <input type="checkbox"/>			24.3727-0750.2 580750	L= 1.095 + Zub
				Scheibenbremse; <input type="checkbox"/>			24.3727-0766.2 580766	L= 1.143
				Scheibenbremse; <input type="checkbox"/>			24.3727-0768.2 580768	L= 1.426
				Trommelbremse; <input checked="" type="checkbox"/>		2	24.3727-0786.2 580786	L= 217
VAUXHALL - VECTRA (B) CC (J96) 08/95→07/03								
 Radbremszylinder								
1.6 i	55	08/95→10/01	➔	09/95→; → W5276825		2	24.3219-1715.3 020122 24.3219-1767.3 020552	ALU GG
			➔	09/95→; → W7152258		2	24.3219-1715.3 020122 24.3219-1767.3 020552	ALU GG
			➔	09/95→; → W1238518		2	24.3219-1715.3 020122 24.3219-1767.3 020552	ALU GG
			➔	W5276826→ W5999999		2	24.3219-1715.3 020122	ALU
			➔	W7154259→ W7999999		2	24.3219-1715.3 020122	ALU
			➔	W1238519→ W1999999		2	24.3219-1715.3 020122	ALU
			➔	X1000001→		2	24.3220-1719.3 020448	ALU
			➔	X5000001→		2	24.3220-1719.3 020448	ALU
			➔	X7000001→		2	24.3220-1719.3 020448	ALU
2.0 Di 16V	60	08/95→10/01	➔	11/96→; → W5276825		2	24.3219-1715.3 020122 24.3219-1767.3 020552	ALU GG
			➔	11/96→; → W7152258		2	24.3219-1715.3 020122 24.3219-1767.3 020552	ALU GG
			➔	11/96→; → W1238518		2	24.3219-1715.3 020122	ALU
→								




























	kw			 	! #		
VAUXHALL - VECTRA (B) CC (J96) 08/95→07/03							
 Radbremszylinder							
2.0 Di 16V	60	08/95→10/01	➡	11/96→; → W1238518		24.3219-1767.3 020552	GG
			➡	W5276826→ W5999999	2	24.3219-1715.3 020122	ALU
			➡	W7154259→ W7999999	2	24.3219-1715.3 020122	ALU
			➡	W1238519→ W1999999	2	24.3219-1715.3 020122	ALU
			➡	X1000001→	2	24.3220-1719.3 020448	ALU
			➡	X5000001→	2	24.3220-1719.3 020448	ALU
			➡	X7000001→	2	24.3220-1719.3 020448	ALU
Zubehörsatz, Bremsbacken							
1.6 i	55	08/95→10/01	➡	09/95→		03.0137-9215.2 669215	
2.0 Di 16V	60	08/95→10/01	➡	11/96→		03.0137-9215.2 669215	
 Bremstrommel							
1.6 i	55	08/95→10/01	➡	09/95→; → W7999999		24.0223-0013.2 480061	Ø 265 x 50 / 231
			➡	X1000001→		24.0223-0018.2 480136	Ø 265 x 49,3 / 231
2.0 Di 16V	60	08/95→10/01	➡	11/96→; → W7999999		24.0223-0013.2 480061	Ø 265 x 50 / 231
			➡	X1000001→		24.0223-0018.2 480136	Ø 265 x 49,3 / 231
 Bremsbackensatz							
1.6 i	55	08/95→10/01	➡	09/95→		03.0137-0322.2 650322	Ø 230 x 42
			➡	W1238519→ W1999999		03.0520-5719.3 695719	TRW Ø 230 x 42 + RZ / + Zub TopKit
			➡	W7154259→ W7999999		03.0520-5719.3 695719	TRW Ø 230 x 42 + RZ / + Zub TopKit
			➡	W5276826→ W5999999		03.0520-5719.3 695719	TRW Ø 230 x 42 + RZ / + Zub TopKit
			➡	X1000001→		03.0520-7320.3 697320	TRW Ø 230 x 42 + RZ / + Zub TopKit
2.0 Di 16V	60	08/95→10/01	➡	11/96→		03.0137-0322.2 650322	Ø 230 x 42
			➡	W1238519→ W1999999		03.0520-5719.3 695719	TRW Ø 230 x 42 + RZ / + Zub TopKit
			➡	W7154259→ W7999999		03.0520-5719.3 695719	TRW Ø 230 x 42 + RZ / + Zub TopKit
			➡	W5276826→ W5999999		03.0520-5719.3 695719	TRW Ø 230 x 42 + RZ / + Zub TopKit
			➡	X1000001→		03.0520-7320.3 697320	TRW Ø 230 x 42 + RZ / + Zub TopKit
 Bremsbackensatz, Feststellbremse							
1.6 i 16V	74	08/95→10/01	➡	09/95→		03.0137-0172.2 650172	Ø 160 x 25
1.8 Dualfuel	92	09/00→07/03	➡	→ 04/02		03.0137-0172.2 650172	Ø 160 x 25
1.8 i 16V	92	09/00→07/03					
2.2 i 16V	108	09/00→07/03					
2.6 i V6	125	09/00→07/03					
1.8 i 16V	85	09/95→09/00	➡			03.0137-0172.2 650172	Ø 160 x 25
2.0 DTi 16V	74	06/97→10/01					
2.0 Dualfuel	100	08/98→01/01					
2.0 i 16V	100	10/95→01/01					
2.5 i GSi	143	03/98→07/00					
2.5 i V6	125	09/95→08/00					
2.2 DTi 16V	92	08/95→10/01	➡	09/00→		03.0137-0172.2 650172	Ø 160 x 25
Zubehörsatz, Feststellbremsbacken							
1.6 i 16V	74	08/95→10/01	➡	09/95→		03.0137-9243.2 669243	
1.8 Dualfuel	92	09/00→07/03	➡	→ 04/02		03.0137-9243.2 669243	
1.8 i 16V	92	09/00→07/03					
2.2 i 16V	108	09/00→07/03					
2.6 i V6	125	09/00→07/03					
1.8 i 16V	85	09/95→09/00	➡			03.0137-9243.2 669243	
2.0 DTi 16V	74	06/97→10/01					
2.0 Dualfuel	100	08/98→01/01					
2.0 i 16V	100	10/95→01/01					
2.5 i GSi	143	03/98→07/00					
2.5 i V6	125	09/95→08/00					
2.2 DTi 16V	92	08/95→10/01	➡	09/00→		03.0137-9243.2 669243	
→							








	kW					! #		
VAUXHALL - VECTRA (B) CC (J96) 08/95→07/03								
Seilzug, Feststellbremse								
1.6 i	55	08/95→10/01		09/95→; Trommelbremse; ☒	☒	1	24.3727-0748.2 580748	L= 279 + Zub
				09/95→; Trommelbremse; ☐	☐	1	24.3727-0751.2 580751	L= 1.455 L2= 1.455 + Zub
1.6 i 16V	74	08/95→10/01		09/95→; Scheibenbremse; ☒	☒	1	24.3727-0748.2 580748	L= 279 + Zub
				09/95→; Scheibenbremse; ☐	☐	1	24.3727-0751.2 580751	L= 1.455 L2= 1.455 + Zub
				09/95→; Scheibenbremse; ☑	☑	2	24.3727-0754.2 580754	L= 128 + Zub
1.8 Dualfuel	92	09/00→07/03		→ 04/02; Scheibenbremse; ☒	☒	1	24.3727-0748.2 580748	L= 279 + Zub
1.8 i 16V	92	09/00→07/03		→ 04/02; Scheibenbremse; ☐	☐	1	24.3727-0751.2 580751	L= 1.455 L2= 1.455 + Zub
2.2 i 16V	108	09/00→07/03						
2.6 i V6	125	09/00→07/03		→ 04/02; Scheibenbremse; ☑	☑	2	24.3727-0754.2 580754	L= 128 + Zub
1.8 i 16V	85	09/95→09/00		Scheibenbremse; ☒	☒	1	24.3727-0748.2 580748	L= 279 + Zub
2.0 DTi 16V	74	06/97→10/01		Scheibenbremse; ☐	☐	1	24.3727-0751.2 580751	L= 1.455 L2= 1.455 + Zub
2.0 Dualfuel	100	08/98→01/01						
2.0 i 16V	100	10/95→01/01		Scheibenbremse; ☑	☑	2	24.3727-0754.2 580754	L= 128 + Zub
2.5 i GSi	143	03/98→07/00						
2.5 i V6	125	09/95→08/00						
2.0 Di 16V	60	08/95→10/01		11/96→; Trommelbremse; ☒	☒	1	24.3727-0748.2 580748	L= 279 + Zub
				11/96→; Trommelbremse; ☐	☐	1	24.3727-0751.2 580751	L= 1.455 L2= 1.455 + Zub
				11/96→; Trommelbremse; ☑	☑	2	24.3727-0760.2 580760	L= 220
2.2 DTi 16V	92	08/95→10/01		09/00→; Scheibenbremse; ☒	☒	1	24.3727-0748.2 580748	L= 279 + Zub
				09/00→; Scheibenbremse; ☐	☐	1	24.3727-0751.2 580751	L= 1.455 L2= 1.455 + Zub
				09/00→; Scheibenbremse; ☑	☑	2	24.3727-0754.2 580754	L= 128 + Zub
VAUXHALL - VECTRA (B) Kombi (J96) 08/95→03/02								
Bremsbackensatz, Feststellbremse								
1.8 Dualfuel	92	09/00→03/02	➡				03.0137-0172.2 650172	Ø 160 x 25
1.8 i 16V	85 - 92	09/96→03/02						
2.0 Dualfuel	100	10/98→01/01						
2.0 i 16V	100	10/95→01/01						
2.5 i GSi	143	05/98→09/99						
2.5 i V6	125	11/96→08/00						
2.6 i V6	125	09/00→03/02						
2.0 Di 16V	60	08/95→10/01	➡	11/96→			03.0137-0172.2 650172	Ø 160 x 25
2.0 DTi 16V	74	08/95→10/01	➡	06/97→			03.0137-0172.2 650172	Ø 160 x 25
2.2 DTi 16V	92	08/95→10/01	➡	09/00→			03.0137-0172.2 650172	Ø 160 x 25
2.2 i 16V	108	08/95→10/01						
Zubehörsatz, Feststellbremsbacken								
1.8 Dualfuel	92	09/00→03/02	➡				03.0137-9243.2 669243	
1.8 i 16V	85 - 92	09/96→03/02						
2.0 Dualfuel	100	10/98→01/01						
2.0 i 16V	100	10/95→01/01						
2.5 i GSi	143	05/98→09/99						
2.5 i V6	125	11/96→08/00						
2.6 i V6	125	09/00→03/02						
2.0 Di 16V	60	08/95→10/01	➡	11/96→			03.0137-9243.2 669243	
2.0 DTi 16V	74	08/95→10/01	➡	06/97→			03.0137-9243.2 669243	
2.2 DTi 16V	92	08/95→10/01	➡	09/00→			03.0137-9243.2 669243	
2.2 i 16V	108	08/95→10/01						
Seilzug, Feststellbremse								
1.8 Dualfuel	92	09/00→03/02		Scheibenbremse; ☒	☒	1	24.3727-0748.2 580748	L= 279 + Zub
1.8 i 16V	85 - 92	09/96→03/02		Scheibenbremse; ☐	☐	1	24.3727-0751.2 580751	L= 1.455 L2= 1.455 + Zub
2.0 Dualfuel	100	10/98→01/01		Scheibenbremse; ☑	☑	2	24.3727-0754.2 580754	L= 128 + Zub
2.0 i 16V	100	10/95→01/01						
2.5 i GSi	143	05/98→09/99						
2.5 i V6	125	11/96→08/00						
2.6 i V6	125	09/00→03/02						
2.0 Di 16V	60	08/95→10/01		11/96→; Scheibenbremse; ☒	☒	1	24.3727-0748.2 580748	L= 279 + Zub
				11/96→; Scheibenbremse; ☐	☐	1	24.3727-0751.2 580751	L= 1.455 L2= 1.455 + Zub
				11/96→; Scheibenbremse; ☑	☑	2	24.3727-0754.2 580754	L= 128 + Zub
2.0 DTi 16V	74	08/95→10/01		06/97→; Scheibenbremse; ☒	☒	1	24.3727-0748.2 580748	L= 279 + Zub
				06/97→; Scheibenbremse; ☐	☐	1	24.3727-0751.2 580751	L= 1.455 L2= 1.455 + Zub
				06/97→; Scheibenbremse; ☑	☑	2	24.3727-0754.2 580754	L= 128 + Zub
2.2 DTi 16V	92	08/95→10/01		09/00→; Scheibenbremse; ☒	☒	1	24.3727-0748.2 580748	L= 279 + Zub
2.2 i 16V	108	08/95→10/01		09/00→; Scheibenbremse; ☐	☐	1	24.3727-0751.2 580751	L= 1.455 L2= 1.455 + Zub
				09/00→; Scheibenbremse; ☑	☑	2	24.3727-0754.2 580754	L= 128 + Zub












































	kw			 	! #		
VAUXHALL - VECTRA (B) Stufenheck (J96) 08/95→03/02							
 Radbremszylinder							
1.6 i	55	08/95→10/01	➔	09/95→; → W5276825	2	24.3219-1715.3 020122	ALU
			➔	09/95→; → W7152258	2	24.3219-1715.3 020552	GG
			➔	09/95→; → W1238518	2	24.3219-1715.3 020122	ALU
			➔	09/95→; → W1238518	2	24.3219-1767.3 020552	GG
			➔	W5276826→ W5999999	2	24.3219-1715.3 020122	ALU
			➔	W7154259→ W7999999	2	24.3219-1715.3 020122	ALU
			➔	W1238519→ W1999999	2	24.3219-1715.3 020122	ALU
			➔	X1000001→	2	24.3220-1719.3 020448	ALU
			➔	X5000001→	2	24.3220-1719.3 020448	ALU
2.0 DI 16V	60	08/95→10/01	➔	11/96→; → W5276825	2	24.3219-1715.3 020122	ALU
			➔	11/96→; → W7152258	2	24.3219-1715.3 020122	ALU
			➔	11/96→; → W7152258	2	24.3219-1767.3 020552	GG
			➔	11/96→; → W1238518	2	24.3219-1715.3 020122	ALU
			➔	11/96→; → W1238518	2	24.3219-1767.3 020552	GG
			➔	W5276826→ W5999999	2	24.3219-1715.3 020122	ALU
			➔	W7154259→ W7999999	2	24.3219-1715.3 020122	ALU
			➔	W1238519→ W1999999	2	24.3219-1715.3 020122	ALU
			➔	X1000001→	2	24.3220-1719.3 020448	ALU
➔	X5000001→	2	24.3220-1719.3 020448	ALU			
➔	X7000001→	2	24.3220-1719.3 020448	ALU			
Zubehörsatz, Bremsbacken							
1.6 i	55	08/95→10/01	➔	09/95→		03.0137-9215.2 669215	
2.0 DI 16V	60	08/95→10/01	➔	11/96→		03.0137-9215.2 669215	
 Bremstrommel							
1.6 i	55	08/95→10/01	➔	09/95→; → W7999999		24.0223-0013.2 480061	Ø 265 x 50 / 231
			➔	X1000001→		24.0223-0018.2 480136	Ø 265 x 49,3 / 231
2.0 DI 16V	60	08/95→10/01	➔	11/96→; → W7999999		24.0223-0013.2 480061	Ø 265 x 50 / 231
			➔	X1000001→		24.0223-0018.2 480136	Ø 265 x 49,3 / 231
 Bremsbackensatz							
1.6 i	55	08/95→10/01	➔	09/95→		03.0137-0322.2 650322	Ø 230 x 42
			➔	W1238519→ W1999999		03.0520-5719.3 695719	TRW Ø 230 x 42 + RZ / + Zub TopKit
			➔	W7154259→ W7999999		03.0520-5719.3 695719	TRW Ø 230 x 42 + RZ / + Zub TopKit
			➔	W5276826→ W5999999		03.0520-5719.3 695719	TRW Ø 230 x 42 + RZ / + Zub TopKit
			➔	X1000001→		03.0520-7320.3 697320	TRW Ø 230 x 42 + RZ / + Zub TopKit
2.0 DI 16V	60	08/95→10/01	➔	11/96→		03.0137-0322.2 650322	Ø 230 x 42
			➔	W1238519→ W1999999		03.0520-5719.3 695719	TRW Ø 230 x 42 + RZ / + Zub TopKit
			➔	W7154259→ W7999999		03.0520-5719.3 695719	TRW Ø 230 x 42 + RZ / + Zub TopKit
			➔	W5276826→ W5999999		03.0520-5719.3 695719	TRW Ø 230 x 42 + RZ / + Zub TopKit
			➔	X1000001→		03.0520-7320.3 697320	TRW Ø 230 x 42 + RZ / + Zub TopKit
 Bremsbackensatz, Feststellbremse							
1.6 i 16V	74	08/95→10/01	➔	09/95→		03.0137-0172.2 650172	Ø 160 x 25
1.8 Dualfuel 1.8 i 16V	92 85 - 92	09/00→03/02 10/95→03/02	➔			03.0137-0172.2 650172	Ø 160 x 25
2.0 Dualfuel 2.0 i 16V →	100 100	05/98→01/01 10/95→01/01					










































	kw					! #		
VAUXHALL - VECTRA (B) Stufenheck (J96) 08/95→03/02								
 Bremsbackensatz, Feststellbremse								
2.5 i GSi 2.5 i V6 2.6 i V6	143 125 125	03/98→07/00 09/95→08/00 09/00→03/02	➡				03.0137-0172.2 650172	Ø 160 x 25
2.0 DTI 16V	74	08/95→10/01	➡	06/97→			03.0137-0172.2 650172	Ø 160 x 25
2.2 DTI 16V 2.2 i 16V	92 108	08/95→10/01 08/95→10/01	➡	09/00→			03.0137-0172.2 650172	Ø 160 x 25
Zubehörsatz, Feststellbremsbacken								
1.6 i 16V	74	08/95→10/01	➡	09/95→			03.0137-9243.2 669243	
1.8 Dualfuel 1.8 i 16V	92 85 - 92	09/00→03/02 10/95→03/02	➡				03.0137-9243.2 669243	
2.0 Dualfuel 2.0 i 16V 2.5 i GSi 2.5 i V6 2.6 i V6	100 100 143 125 125	05/98→01/01 10/95→01/01 03/98→07/00 09/95→08/00 09/00→03/02						
2.0 DTI 16V	74	08/95→10/01	➡	06/97→			03.0137-9243.2 669243	
2.2 DTI 16V 2.2 i 16V	92 108	08/95→10/01 08/95→10/01	➡	09/00→			03.0137-9243.2 669243	
 Seilzug, Feststellbremse								
1.6 i	55	08/95→10/01		09/95→; Trommelbremse; ⬆	1	24.3727-0748.2 580748	L= 279 + Zub	
				09/95→; Trommelbremse; ▣	1	24.3727-0751.2 580751	L= 1.455 L2= 1.455 + Zub	
1.6 i 16V	74	08/95→10/01		09/95→; Scheibenbremse; ⬆	1	24.3727-0748.2 580748	L= 279 + Zub	
				09/95→; Scheibenbremse; ▣	1	24.3727-0751.2 580751	L= 1.455 L2= 1.455 + Zub	
				09/95→; Scheibenbremse; ⬇	2	24.3727-0754.2 580754	L= 128 + Zub	
1.8 Dualfuel 1.8 i 16V	92 85 - 92	09/00→03/02 10/95→03/02		Scheibenbremse; ⬆	1	24.3727-0748.2 580748	L= 279 + Zub	
				Scheibenbremse; ▣	1	24.3727-0751.2 580751	L= 1.455 L2= 1.455 + Zub	
2.0 Dualfuel 2.0 i 16V 2.5 i GSi 2.5 i V6 2.6 i V6	100 100 143 125 125	05/98→01/01 10/95→01/01 03/98→07/00 09/95→08/00 09/00→03/02		Scheibenbremse; ⬇	2	24.3727-0754.2 580754	L= 128 + Zub	
2.0 DI 16V	60	08/95→10/01		11/96→; Trommelbremse; ⬆	1	24.3727-0748.2 580748	L= 279 + Zub	
				11/96→; Trommelbremse; ▣	1	24.3727-0751.2 580751	L= 1.455 L2= 1.455 + Zub	
				11/96→; Trommelbremse; ⬇	2	24.3727-0760.2 580760	L= 220	
2.0 DTI 16V	74	08/95→10/01		06/97→; Scheibenbremse; ⬆	1	24.3727-0748.2 580748	L= 279 + Zub	
				06/97→; Scheibenbremse; ▣	1	24.3727-0751.2 580751	L= 1.455 L2= 1.455 + Zub	
				06/97→; Scheibenbremse; ⬇	2	24.3727-0754.2 580754	L= 128 + Zub	
2.2 DTI 16V 2.2 i 16V	92 108	08/95→10/01 08/95→10/01		09/00→; Scheibenbremse; ⬆	1	24.3727-0748.2 580748	L= 279 + Zub	
				09/00→; Scheibenbremse; ▣	1	24.3727-0751.2 580751	L= 1.455 L2= 1.455 + Zub	
				09/00→; Scheibenbremse; ⬇	2	24.3727-0754.2 580754	L= 128 + Zub	
VAUXHALL - VECTRA Mk II (C) (Z02) 01/00→10/08								
 Seilzug, Feststellbremse								
1.8 1.8 16V 1.8 16V Dualfuel 3.2 V6	103 90 90 155	01/06→07/08 04/02→07/08 04/02→07/08 06/03→07/08		für Fahrzeuge ohne Schlechtwegeausführung; Scheibenbremse; ⬇	1	24.3727-0758.2 580758	L= 1.630 L2= 1.573	
2.0 16V Turbo	129	01/00→10/08		03/03→; für Fahrzeuge ohne Schlechtwegeausführung; Scheibenbremse; ⬇	1	24.3727-0758.2 580758	L= 1.630 L2= 1.573	
2.2 16V	108	01/02→10/08		04/02→; für Fahrzeuge ohne Schlechtwegeausführung; Scheibenbremse; ⬇	1	24.3727-0758.2 580758	L= 1.630 L2= 1.573	
2.2 direct	114	01/02→10/08		10/03→; für Fahrzeuge ohne Schlechtwegeausführung; Scheibenbremse; ⬇	1	24.3727-0758.2 580758	L= 1.630 L2= 1.573	
VAUXHALL - VECTRA Mk II (C) CC (Z02) 08/02→05/09								
 Seilzug, Feststellbremse								
1.8 1.8 16V 1.8 16V Dualfuel 2.0 16V Turbo 2.2 16V 2.2 direct 2.8 V6 Turbo 3.2 V6	103 90 90 129 108 114 169 - 188 155	01/06→07/08 08/02→07/08 08/02→07/08 03/03→07/08 08/02→07/08 10/03→08/05 08/05→05/09 08/02→07/08		für Fahrzeuge ohne Schlechtwegeausführung; Scheibenbremse; ⬇	1	24.3727-0758.2 580758	L= 1.630 L2= 1.573	












	kw					! #		
VAUXHALL - VECTRA Mk II (C) Kombi (Z02) 10/03→05/09								
 Seilzug, Feststellbremse								
1.9 CDTI 2.0 DTI 16V 2.2 DTI 16V 3.0 V6 CDTI	88 74 92 130	04/04→07/08 10/03→07/08 10/03→07/08 10/03→08/05			für Fahrzeuge ohne Schlechtwegeausführung; Scheibenbremse; 	1	24.3727-0788.2 580788	L= 1.800 L2= 1.800
1.9 CDTI 16V	110	04/04→05/09			für Fahrzeuge ohne Schlechtwegeausführung; → 10/08; Scheibenbremse; 	1	24.3727-0788.2 580788	L= 1.800 L2= 1.800
VAUXHALL - VIVA (C16) 01/15→03/19								
 Radbremszylinder								
1.0 1.0 LPG	54 - 55 54	01/15→03/19 06/15→03/18	➔			2	24.3220-1759.3 020609	ALU
Zubehörsatz, Bremsbacken								
1.0 1.0 LPG	54 - 55 54	01/15→03/19 06/15→03/18	➔				03.0137-9314.2 669314	
 Bremsbackensatz								
1.0 1.0 LPG	54 - 55 54	01/15→03/19 06/15→03/18	➔				03.0137-0533.2 650533	Ø 200 x 36 + HEB
VAUXHALL - VIVARO A Bus (X83) 08/01→07/14								
 Seilzug, Feststellbremse								
1.9 DI 1.9 DTI 2.0 16V	59 74 88	08/01→12/06 08/01→12/06 08/01→12/06			→ AV606709 / AY606709; für Linkslenker; Kasten/Kombi; für verkürzten Radstand; 	1	24.3727-0796.2 580796	Satz L= 1.245 L2= 498
					→ AV606709 / AY606709; für Linkslenker; Kasten/Kombi; für verlängerten Radstand; 	1	24.3727-0797.2 580797	Satz L= 1.643 L2= 498
							24.3727-1068.2 581068	L= 1.503
							24.3727-1071.2 581071	L= 1.603
2.0 CDTI 2.5 CDTI	66 107	01/06→07/14 01/06→07/14			08/06→; → AV606709 / AY606709; für Linkslenker; Kasten/Kombi; für verkürzten Radstand; 	1	24.3727-0796.2 580796	Satz L= 1.245 L2= 498
					08/06→; → AV606709 / AY606709; für Linkslenker; Kasten/Kombi; für verlängerten Radstand; 	1	24.3727-0797.2 580797	Satz L= 1.643 L2= 498
					08/06→ 06/14; 		24.3727-1068.2 581068	L= 1.503
					08/06→ 06/14; 		24.3727-1071.2 581071	L= 1.603
2.0 CDTI 2.0 ECOTEC 2.5 CDTI 2.5 DTI	84 86 84 99	08/06→07/14 08/06→07/14 08/06→07/14 07/03→07/14			→ AV606709 / AY606709; für Linkslenker; Kasten/Kombi; für verkürzten Radstand; 	1	24.3727-0796.2 580796	Satz L= 1.245 L2= 498
					→ AV606709 / AY606709; für Linkslenker; Kasten/Kombi; für verlängerten Radstand; 	1	24.3727-0797.2 580797	Satz L= 1.643 L2= 498
					→ 06/14; 		24.3727-1068.2 581068	L= 1.503
					→ 06/14; 		24.3727-1071.2 581071	L= 1.603
VAUXHALL - VIVARO A Kasten (X83) 08/01→07/14								
 Seilzug, Feststellbremse								
1.9 DI 1.9 DTI 2.0 16V 2.5 CDTI	59 74 88 84	08/01→12/06 08/01→12/06 08/01→12/06 08/06→08/08			→ AV606709 / AY606709; für Linkslenker; Kasten/Kombi; für verkürzten Radstand; 	1	24.3727-0796.2 580796	Satz L= 1.245 L2= 498
					→ AV606709 / AY606709; für Linkslenker; Kasten/Kombi; für verlängerten Radstand; 	1	24.3727-0797.2 580797	Satz L= 1.643 L2= 498
							24.3727-1068.2 581068	L= 1.503
							24.3727-1071.2 581071	L= 1.603
2.0 CDTI	66	01/06→07/14			08/06→; → AV606709 / AY606709; für Linkslenker; Kasten/Kombi; für verkürzten Radstand; 	1	24.3727-0796.2 580796	Satz L= 1.245 L2= 498
					08/06→; → AV606709 / AY606709; für Linkslenker; Kasten/Kombi; für verlängerten Radstand; 	1	24.3727-0797.2 580797	Satz L= 1.643 L2= 498
					08/06→ 06/14; 		24.3727-1068.2 581068	L= 1.503
					08/06→ 06/14; 		24.3727-1071.2 581071	L= 1.603
2.0 CDTI 2.0 ECOTEC 2.5 CDTI 2.5 DTI ➔	84 86 107 99	08/06→07/14 08/06→07/14 08/06→07/14 07/03→07/14			→ AV606709 / AY606709; für Linkslenker; Kasten/Kombi; für verkürzten Radstand; 	1	24.3727-0796.2 580796	Satz L= 1.245 L2= 498











	kw					! #		
VAUXHALL - VIVARO A Kasten (X83) 08/01→07/14								
 Seilzug, Feststellbremse								
2.0 CDTI 2.0 ECOTEC 2.5 CDTI 2.5 DTI	84 86 107 99	08/06→07/14 08/06→07/14 08/06→07/14 07/03→07/14		→ AV606709 / AY606709; für Linkslenker; Kasten/Kombi; für verlängerten Radstand; 	1	24.3727-0797.2 580797	Satz L= 1.643 L2= 498	
				→ 06/14; 		24.3727-1068.2 581068	L= 1.503	
				→ 06/14; 		24.3727-1071.2 581071	L= 1.603	
VAUXHALL - VIVARO A Pritsche/Fahrgestell (X83) 04/03→07/14								
 Seilzug, Feststellbremse								
2.0 16V 2.0 CDTI 2.0 ECOTEC 2.5 CDTI	88 84 86 84 - 107	04/03→07/14 08/06→07/14 08/06→07/14 08/06→07/14		→ AV606709 / AY606709; für Linkslenker; Kasten/Kombi; für verkürzten Radstand; 	1	24.3727-0796.2 580796	Satz L= 1.245 L2= 498	
				→ AV606709 / AY606709; für Linkslenker; Kasten/Kombi; für verlängerten Radstand; 	1	24.3727-0797.2 580797	Satz L= 1.643 L2= 498	
				→ 06/14; 		24.3727-1068.2 581068	L= 1.503	
				→ 06/14; 		24.3727-1071.2 581071	L= 1.603	
2.0 CDTI	66	01/06→07/14		08/06→; → AV606709 / AY606709; für Linkslenker; Kasten/Kombi; für verkürzten Radstand; 	1	24.3727-0796.2 580796	Satz L= 1.245 L2= 498	
				08/06→; → AV606709 / AY606709; für Linkslenker; Kasten/Kombi; für verlängerten Radstand; 	1	24.3727-0797.2 580797	Satz L= 1.643 L2= 498	
				08/06→ 06/14; 		24.3727-1068.2 581068	L= 1.503	
				08/06→ 06/14; 		24.3727-1071.2 581071	L= 1.603	
2.5 CDTI	99	04/03→07/06		05/03→; → AV606709 / AY606709; Kasten/Kombi; für verkürzten Radstand; 	1	24.3727-0796.2 580796	Satz L= 1.245 L2= 498	
				05/03→; für Linkslenker; → AV606709 / AY606709; Kasten/Kombi; für verlängerten Radstand; 	1	24.3727-0797.2 580797	Satz L= 1.643 L2= 498	
				05/03→; 		24.3727-1068.2 581068	L= 1.503	
				05/03→; 		24.3727-1071.2 581071	L= 1.603	
VAUXHALL - ZAFIRA A (T98) 11/98→08/05								
 Radbremszylinder								
1.6 16V	74	04/99→08/05	➡	→ 06/05	2	24.3220-1719.3 020448	ALU	
1.6 CNG	71	09/01→06/05	➡		2	24.3220-1719.3 020448	ALU	
1.6 Dualfuel	74	11/98→08/05	➡	04/99→ 06/05	2	24.3220-1719.3 020448	ALU	
Zubehörsatz, Bremsbacken								
1.6 16V	74	04/99→08/05	➡	22000001→; → 06/05		03.0137-9215.2 669215		
			➡	→ 12999999		03.0137-9215.2 669215		
1.6 CNG	71	09/01→06/05	➡	22000001→		03.0137-9215.2 669215		
			➡	→ 12999999		03.0137-9215.2 669215		
1.6 Dualfuel	74	11/98→08/05	➡	22000001→; → 06/05		03.0137-9215.2 669215		
			➡	04/99→; → 12999999		03.0137-9215.2 669215		
 Bremstrommel								
1.6 16V	74	04/99→08/05	➡	→ 06/05		24.0223-0018.2 480136	Ø 265 x 49,3 / 231	
1.6 CNG	71	09/01→06/05	➡			24.0223-0018.2 480136	Ø 265 x 49,3 / 231	
1.6 Dualfuel	74	11/98→08/05	➡	04/99→ 06/05		24.0223-0018.2 480136	Ø 265 x 49,3 / 231	
 Bremsbackensatz								
1.6 16V	74	04/99→08/05	➡	→ 12999999		03.0137-0322.2 650322	Ø 230 x 42	
			➡	22000001→; → 06/05		03.0520-7320.3 697320	TRW Ø 230 x 42 + RZ / + Zub TopKit	
			➡	22000001→; → 06/05		03.0137-0424.2 650424	Ø 230 x 42 + HEB	
1.6 CNG	71	09/01→06/05	➡	→ 12999999		03.0137-0322.2 650322	Ø 230 x 42	
			➡	22000001→		03.0520-7320.3 697320	TRW Ø 230 x 42 + RZ / + Zub TopKit	
			➡	22000001→		03.0137-0424.2 650424	Ø 230 x 42 + HEB	
1.6 Dualfuel	74	11/98→08/05	➡	04/99→; → 12999999		03.0137-0322.2 650322	Ø 230 x 42	
			➡			03.0520-7320.3 697320	TRW Ø 230 x 42 + RZ / + Zub TopKit	
→								

	kw			 	! #		
VAUXHALL - ZAFIRA A (T98) 11/98→08/05							
Bremsbackensatz							
1.6 Dualfuel	74	11/98→08/05	➔	22000001→; → 06/05		03.0137-0424.2 650424	Ø 230 x 42 + HEB
Seilzug, Feststellbremse							
1.6 16V	74	04/99→08/05		→ 06/05; Trommelbremse; ⬇	2	24.3727-0746.2 580746	L= 182 + Zub
				42000001→; → 06/05; Scheibenbremse; ⬆	1	24.3727-0748.2 580748	L= 279 + Zub
				→ 06/05; Trommelbremse; ⬆	1	24.3727-0748.2 580748	L= 279 + Zub
				→ 22006460; Scheibenbremse; ⬆	1	24.3727-0748.2 580748	L= 279 + Zub
				→ 1H999999; Scheibenbremse; ⬆	1	24.3727-0748.2 580748	L= 279 + Zub
				22006461→ 32999999; Scheibenbremse; ⬆	1	24.3727-0748.2 580748	L= 279 + Zub
				2H000001→ 32999999; Scheibenbremse; ⬆	1	24.3727-0748.2 580748	L= 279 + Zub
				22006461→ 32999999; Scheibenbremse; ⬇	1	24.3727-0756.2 580756	L= 1.680 L2= 1.680 + Zub
				2H000001→ 32999999; Scheibenbremse; ⬇	1	24.3727-0756.2 580756	L= 1.680 L2= 1.680 + Zub
				→ 22006460; Scheibenbremse; ⬇	1	24.3727-0757.2 580757	L= 1.680 L2= 1.680 + Zub
				→ 1H999999; Scheibenbremse; ⬇	1	24.3727-0757.2 580757	L= 1.680 L2= 1.680 + Zub
				42000001→; → 06/05; für Fahrzeuge ohne Schlechtwegeausführung; Scheibenbremse; ⬇	1	24.3727-0784.2 580784	L= 1.677 L2= 1.677 + Zub
			1.6 CNG	71	09/01→06/05		Trommelbremse; ⬇
	42000001→; Scheibenbremse; ⬆	1				24.3727-0748.2 580748	L= 279 + Zub
	Trommelbremse; ⬆	1				24.3727-0748.2 580748	L= 279 + Zub
	→ 22006460; Scheibenbremse; ⬆	1				24.3727-0748.2 580748	L= 279 + Zub
	→ 1H999999; Scheibenbremse; ⬆	1				24.3727-0748.2 580748	L= 279 + Zub
	2H000001→ 32999999; Scheibenbremse; ⬆	1				24.3727-0748.2 580748	L= 279 + Zub
	22006461→ 32999999; Scheibenbremse; ⬆	1				24.3727-0748.2 580748	L= 279 + Zub
	22006461→ 32999999; Scheibenbremse; ⬇	1				24.3727-0756.2 580756	L= 1.680 L2= 1.680 + Zub
	2H000001→ 32999999; Scheibenbremse; ⬇	1				24.3727-0756.2 580756	L= 1.680 L2= 1.680 + Zub
	→ 1H999999; Scheibenbremse; ⬇	1				24.3727-0757.2 580757	L= 1.680 L2= 1.680 + Zub
	→ 22006460; Scheibenbremse; ⬇	1				24.3727-0757.2 580757	L= 1.680 L2= 1.680 + Zub
	42000001→; für Fahrzeuge ohne Schlechtwegeausführung; Scheibenbremse; ⬇	1				24.3727-0784.2 580784	L= 1.677 L2= 1.677 + Zub
1.6 Dualfuel	74	11/98→08/05					04/99→ 06/05; Trommelbremse; ⬇
				04/99→; → 1H999999; Scheibenbremse; ⬆	1	24.3727-0748.2 580748	L= 279 + Zub
				04/99→ 06/05; Trommelbremse; ⬆	1	24.3727-0748.2 580748	L= 279 + Zub
				04/99→; → 22006460; Scheibenbremse; ⬆	1	24.3727-0748.2 580748	L= 279 + Zub
				42000001→; → 06/05; Scheibenbremse; ⬆	1	24.3727-0748.2 580748	L= 279 + Zub
				2H000001→ 32999999; Scheibenbremse; ⬆	1	24.3727-0748.2 580748	L= 279 + Zub
				22006461→ 32999999; Scheibenbremse; ⬆	1	24.3727-0748.2 580748	L= 279 + Zub
				2H000001→ 32999999; Scheibenbremse; ⬇	1	24.3727-0756.2 580756	L= 1.680 L2= 1.680 + Zub
				22006461→ 32999999; Scheibenbremse; ⬇	1	24.3727-0756.2 580756	L= 1.680 L2= 1.680 + Zub
				04/99→; → 22006460; Scheibenbremse; ⬇	1	24.3727-0757.2 580757	L= 1.680 L2= 1.680 + Zub
				04/99→; → 1H999999; Scheibenbremse; ⬇	1	24.3727-0757.2 580757	L= 1.680 L2= 1.680 + Zub
				42000001→; → 06/05; für Fahrzeuge ohne Schlechtwegeausführung; Scheibenbremse; ⬇	1	24.3727-0784.2 580784	L= 1.677 L2= 1.677 + Zub
			1.8 16V 2.0 2.0 GSI Turbo	85 147 141	05/99→08/00 06/02→06/05 09/01→06/05		→ 22006460; Scheibenbremse; ⬆
	42000001→; Scheibenbremse; ⬆	1				24.3727-0748.2 580748	L= 279 + Zub
	→ 1H999999; Scheibenbremse; ⬆	1				24.3727-0748.2 580748	L= 279 + Zub
	22006461→ 32999999; Scheibenbremse; ⬆	1				24.3727-0748.2 580748	L= 279 + Zub














	kw			 	! #			
VAUXHALL - ZAFIRA A (T98) 11/98→08/05								
Seilzug, Feststellbremse								
1.8 16V 2.0 2.0 GSI Turbo	85	05/99→08/00		2H000001→ 32999999; Scheibenbremse; 	1	24.3727-0748.2	580748	L= 279 + Zub
	147	06/02→06/05		22006461→ 32999999; Scheibenbremse; 	1	24.3727-0756.2	580756	L= 1.680 L2= 1.680 + Zub
	141	09/01→06/05		2H000001→ 32999999; Scheibenbremse; 	1	24.3727-0756.2	580756	L= 1.680 L2= 1.680 + Zub
				→ 22006460; Scheibenbremse; 	1	24.3727-0757.2	580757	L= 1.680 L2= 1.680 + Zub
				→ 1H999999; Scheibenbremse; 	1	24.3727-0757.2	580757	L= 1.680 L2= 1.680 + Zub
				42000001→; für Fahrzeuge ohne Schlechtwegeausführung; Scheibenbremse; 	1	24.3727-0784.2	580784	L= 1.677 L2= 1.677 + Zub
1.8 16V 1.8 Dualfuel 2.0 DI 16V	92	09/00→08/05		→ 1H999999; Scheibenbremse; 	1	24.3727-0748.2	580748	L= 279 + Zub
	92	09/00→08/05		42000001→; → 06/05; Scheibenbremse; 	1	24.3727-0748.2	580748	L= 279 + Zub
	60	10/99→08/05		→ 22006460; Scheibenbremse; 	1	24.3727-0748.2	580748	L= 279 + Zub
				2H000001→ 32999999; Scheibenbremse; 	1	24.3727-0748.2	580748	L= 279 + Zub
				22006461→ 32999999; Scheibenbremse; 	1	24.3727-0748.2	580748	L= 279 + Zub
				22006461→ 32999999; Scheibenbremse; 	1	24.3727-0756.2	580756	L= 1.680 L2= 1.680 + Zub
				2H000001→ 32999999; Scheibenbremse; 	1	24.3727-0756.2	580756	L= 1.680 L2= 1.680 + Zub
				→ 22006460; Scheibenbremse; 	1	24.3727-0757.2	580757	L= 1.680 L2= 1.680 + Zub
				→ 1H999999; Scheibenbremse; 	1	24.3727-0757.2	580757	L= 1.680 L2= 1.680 + Zub
				42000001→; → 06/05; für Fahrzeuge ohne Schlechtwegeausführung; Scheibenbremse; 	1	24.3727-0784.2	580784	L= 1.677 L2= 1.677 + Zub
2.0 DTI 16V	74	04/99→08/05		06/00→; → 22006460; Scheibenbremse; 	1	24.3727-0748.2	580748	L= 279 + Zub
				06/00→; → 1H999999; Scheibenbremse; 	1	24.3727-0748.2	580748	L= 279 + Zub
				42000001→; → 06/05; Scheibenbremse; 	1	24.3727-0748.2	580748	L= 279 + Zub
				22006461→ 32999999; Scheibenbremse; 	1	24.3727-0748.2	580748	L= 279 + Zub
				2H000001→ 32999999; Scheibenbremse; 	1	24.3727-0748.2	580748	L= 279 + Zub
				2H000001→ 32999999; Scheibenbremse; 	1	24.3727-0756.2	580756	L= 1.680 L2= 1.680 + Zub
				22006461→ 32999999; Scheibenbremse; 	1	24.3727-0756.2	580756	L= 1.680 L2= 1.680 + Zub
				06/00→; → 22006460; Scheibenbremse; 	1	24.3727-0757.2	580757	L= 1.680 L2= 1.680 + Zub
				06/00→; → 1H999999; Scheibenbremse; 	1	24.3727-0757.2	580757	L= 1.680 L2= 1.680 + Zub
				42000001→; → 06/05; für Fahrzeuge ohne Schlechtwegeausführung; Scheibenbremse; 	1	24.3727-0784.2	580784	L= 1.677 L2= 1.677 + Zub
2.2 16V	108	11/98→08/04		42000001→; Scheibenbremse; 	1	24.3727-0748.2	580748	L= 279 + Zub
				09/00→; → 1H999999; Scheibenbremse; 	1	24.3727-0748.2	580748	L= 279 + Zub
				09/00→; → 22006460; Scheibenbremse; 	1	24.3727-0748.2	580748	L= 279 + Zub
				22006461→ 32999999; Scheibenbremse; 	1	24.3727-0748.2	580748	L= 279 + Zub
				2H000001→ 32999999; Scheibenbremse; 	1	24.3727-0748.2	580748	L= 279 + Zub
				2H000001→ 32999999; Scheibenbremse; 	1	24.3727-0756.2	580756	L= 1.680 L2= 1.680 + Zub
				22006461→ 32999999; Scheibenbremse; 	1	24.3727-0756.2	580756	L= 1.680 L2= 1.680 + Zub
				09/00→; → 22006460; Scheibenbremse; 	1	24.3727-0757.2	580757	L= 1.680 L2= 1.680 + Zub
				09/00→; → 1H999999; Scheibenbremse; 	1	24.3727-0757.2	580757	L= 1.680 L2= 1.680 + Zub
				42000001→; für Fahrzeuge ohne Schlechtwegeausführung; Scheibenbremse; 	1	24.3727-0784.2	580784	L= 1.677 L2= 1.677 + Zub










	kw					! #		
Vauxhall - Zafira Mk II (B) (A05) 04/05→11/14								
 Seilzug, Feststellbremse								
1.6	77 - 85	07/05→11/14			Scheibenbremse; 	1	24.3727-0790.2 580790	L= 1.749 L2= 1.774 + Zub
1.7 CDTI	81 - 92	01/08→11/14						
1.9 CDTI	88 - 110	07/05→11/14						
2.0	147 - 176	07/05→11/14						
2.2	110	07/05→11/14						
1.8	88	04/13→11/14			06/13→; Scheibenbremse; 	1	24.3727-0790.2 580790	L= 1.749 L2= 1.774 + Zub
1.8	103	04/05→11/14			07/05→; Scheibenbremse; 	1	24.3727-0790.2 580790	L= 1.749 L2= 1.774 + Zub
VOLVO - 850 (854) 06/91→10/97								
 Bremsbackensatz, Feststellbremse								
2.3 Turbo R	179	09/94→10/97			08/95→ 12/96		03.0137-0260.2 650260	Ø 178 x 25
Zubehörsatz, Feststellbremsbacken								
2.3 Turbo R	179	09/94→10/97			08/95→ 12/96		03.0137-9176.2 669176	
 Seilzug, Feststellbremse								
2.3 Turbo R	179	09/94→10/97			08/95→ 04/96; Scheibenbremse; 	2	24.3727-1308.2 581308	L= 1.670
VOLVO - 850 Kombi (855) 04/92→10/97								
 Bremsbackensatz, Feststellbremse								
2.0 Turbo	132	09/93→10/97			→ 12/96		03.0137-0260.2 650260	Ø 178 x 25
2.3 Turbo R	177	06/95→10/97			08/95→ 12/96		03.0137-0260.2 650260	Ø 178 x 25
Zubehörsatz, Feststellbremsbacken								
2.0 Turbo	132	09/93→10/97			→ 12/96		03.0137-9176.2 669176	
2.3 Turbo R	177	06/95→10/97			08/95→ 12/96		03.0137-9176.2 669176	
 Seilzug, Feststellbremse								
2.0 Turbo	132	09/93→10/97			→ 12/96; Scheibenbremse; 	2	24.3727-1308.2 581308	L= 1.670
2.3 Turbo R	177	06/95→10/97			08/95→ 12/96; Scheibenbremse; 	2	24.3727-1308.2 581308	L= 1.670
VOLVO - 940 II (944) 08/94→12/98								
 Bremsbackensatz, Feststellbremse								
2.0 Turbo	114	04/96→10/98			nicht für Multi-link Achse		03.0137-0169.2 650169	Ø 160 x 25
2.3	96	08/94→10/98						
2.3 ti	99	01/95→10/98			Multi-link Achse		03.0137-0299.2 650299	Ø 160 x 25
2.3 Turbo	121	08/94→10/98						
2.4 TD Interc.	90	08/94→10/98						
2.3 Turbo	126	01/95→12/98			→ 10/98; nicht für Multi-link Achse		03.0137-0169.2 650169	Ø 160 x 25
					→ 10/98; Multi-link Achse		03.0137-0299.2 650299	Ø 160 x 25
Zubehörsatz, Feststellbremsbacken								
2.0 Turbo	114	04/96→10/98			nicht für Multi-link Achse		03.0137-9065.2 669065	
2.3	96	08/94→10/98						
2.3 ti	99	01/95→10/98			Multi-link Achse		03.0137-9199.2 669199	
2.3 Turbo	121	08/94→10/98						
2.4 TD Interc.	90	08/94→10/98						
2.3 Turbo	126	01/95→12/98			→ 10/98; nicht für Multi-link Achse		03.0137-9065.2 669065	
					→ 10/98; Multi-link Achse		03.0137-9199.2 669199	
VOLVO - 940 II Kombi (945) 09/90→10/98								
 Bremsbackensatz, Feststellbremse								
2.0 Turbo	114	04/96→10/98			nicht für Multi-link Achse		03.0137-0169.2 650169	Ø 160 x 25
2.3	96	08/94→10/98						
2.3 ti	99	01/95→10/98			Multi-link Achse		03.0137-0299.2 650299	Ø 160 x 25
2.3 Turbo	121 - 126	08/94→10/98						
2.4 TD Interc.	90	08/94→10/98						
Zubehörsatz, Feststellbremsbacken								
2.0 Turbo	114	04/96→10/98			nicht für Multi-link Achse		03.0137-9065.2 669065	
2.3	96	08/94→10/98						
2.3 ti	99	01/95→10/98			Multi-link Achse		03.0137-9199.2 669199	
2.3 Turbo	121 - 126	08/94→10/98						
2.4 TD Interc.	90	08/94→10/98						











	kw			 	! #		
VOLVO - C70 I Cabriolet (873) 03/98→10/05							
 Bremsbackensatz, Feststellbremse							
2.0	132	03/98→10/05	➔			03.0137-0260.2 650260	Ø 178 x 25
2.0 T	120 - 166	03/98→10/05					
2.4	125	06/98→10/05					
2.4 T	142 - 147	03/98→10/05					
T5	176 - 180	03/98→10/05					
Zubehörsatz, Feststellbremsbacken							
2.0	132	03/98→10/05	➔			03.0137-9176.2 669176	
2.0 T	120 - 166	03/98→10/05					
2.4	125	06/98→10/05					
2.4 T	142 - 147	03/98→10/05					
T5	176 - 180	03/98→10/05					
VOLVO - C70 I Coupe (872) 03/97→09/02							
 Bremsbackensatz, Feststellbremse							
2.0	132	03/97→09/02	➔			03.0137-0260.2 650260	Ø 178 x 25
2.0 T	120 - 166	03/97→09/02					
2.4	121	03/99→09/02					
2.4 T	142	03/97→09/02					
T-5	176	03/97→09/02					
2.4	125	05/99→09/02	➔	11/99→		03.0137-0260.2 650260	Ø 178 x 25
Zubehörsatz, Feststellbremsbacken							
2.0	132	03/97→09/02	➔			03.0137-9176.2 669176	
2.0 T	120 - 166	03/97→09/02					
2.4	121	03/99→09/02					
2.4 T	142	03/97→09/02					
T-5	176	03/97→09/02					
2.4	125	05/99→09/02	➔	11/99→		03.0137-9176.2 669176	
VOLVO - S40 I (644) 07/95→12/04							
 Seilzug, Feststellbremse							
1.6	77	09/95→08/99		Scheibenbremse; <input type="checkbox"/>		24.3727-1300.2 581300	L= 1.590
1.8	85	07/95→08/99		Scheibenbremse; <input type="checkbox"/>		24.3727-1304.2 581304	L= 1.590
1.9 DI	70	03/99→07/00					
1.9 T4	147	05/97→07/00					
1.9 TD	66	07/95→08/99					
2.0	103	07/95→08/99					
1.6	80	03/99→12/03		→ 599999; Scheibenbremse; <input type="checkbox"/>		24.3727-1300.2 581300	L= 1.590
1.8	90	03/99→12/03		→ 599999; Scheibenbremse; <input type="checkbox"/>		24.3727-1304.2 581304	L= 1.590
1.8 i	90	06/01→12/03					
1.9 DI	75 - 85	07/00→12/03		985262→; Scheibenbremse; <input type="checkbox"/>		24.3727-1314.2 581314	L= 1.620
				600000→ 985261; Scheibenbremse; <input type="checkbox"/>		24.3727-1314.2 581314	L= 1.620
2.0	100	07/95→12/03					
2.0 D	100	12/02→06/04		985262→; Scheibenbremse; <input type="checkbox"/>		24.3727-1315.2 581315	L= 1.620
2.0 T	120 - 121	07/00→12/03		600000→ 985261; Scheibenbremse; <input type="checkbox"/>		24.3727-1315.2 581315	L= 1.620
1.8 i	92	03/98→12/03		→ 599999; Scheibenbremse; <input type="checkbox"/>		24.3727-1300.2 581300	L= 1.590
				→ 599999; Scheibenbremse; <input type="checkbox"/>		24.3727-1304.2 581304	L= 1.590
2.0 T	118	10/97→12/03		→ 07/00; Scheibenbremse; <input type="checkbox"/>		24.3727-1300.2 581300	L= 1.590
				→ 07/00; Scheibenbremse; <input type="checkbox"/>		24.3727-1304.2 581304	L= 1.590
2.0 T4	147	07/00→12/03		→ 599999; Scheibenbremse; <input type="checkbox"/>		24.3727-1300.2 581300	L= 1.590
				→ 599999; Scheibenbremse; <input type="checkbox"/>		24.3727-1304.2 581304	L= 1.590
				895262→; Scheibenbremse; <input type="checkbox"/>		24.3727-1314.2 581314	L= 1.620
				600000→ 985261; Scheibenbremse; <input type="checkbox"/>		24.3727-1314.2 581314	L= 1.620
				895262→; Scheibenbremse; <input type="checkbox"/>		24.3727-1315.2 581315	L= 1.620
				600000→ 985261; Scheibenbremse; <input type="checkbox"/>		24.3727-1315.2 581315	L= 1.620
VOLVO - S60 I (384) 07/00→04/10							
 Bremsbackensatz, Feststellbremse							
2.0 T	132	07/00→04/10	➔	09/01→ 01/09		03.0137-0450.2 650450	Ø 176 x 25
2.4	103	07/00→04/10	➔	11/00→ 01/09		03.0137-0450.2 650450	Ø 176 x 25
2.4 T	147	07/00→04/10					
2.4	125	11/00→04/10	➔	→ 01/09		03.0137-0450.2 650450	Ø 176 x 25
2.4 D	120	07/05→12/09					
→							











	kw			 	! #		
VOLVO - S60 I (384) 07/00→04/10							
 Bremsbackensatz, Feststellbremse							
T5	191	04/04→04/10	➡	→ 01/09		03.0137-0450.2 650450	Ø 176 x 25
2.4 2.4 CDI 2.4 D T5	132 85 90 195	01/05→10/06 10/03→12/05 05/05→12/06 07/00→09/02	➡			03.0137-0450.2 650450	Ø 176 x 25
2.4 Bifuel	103	07/01→04/10	➡	06/02→ 01/09		03.0137-0450.2 650450	Ø 176 x 25
2.4 D D5	93 136	03/05→04/10 03/05→04/10	➡	09/05→ 01/09		03.0137-0450.2 650450	Ø 176 x 25
2.4 D	96	05/01→04/10	➡	12/01→ 01/09		03.0137-0450.2 650450	Ø 176 x 25
2.4 T AWD	147	06/01→04/10	➡	11/01→ 01/09		03.0137-0450.2 650450	Ø 176 x 25
2.5 T	154	01/03→04/10	➡	02/04→ 01/09		03.0137-0450.2 650450	Ø 176 x 25
2.5 T AWD	154	07/02→04/10	➡	04/04→ 01/09		03.0137-0450.2 650450	Ø 176 x 25
D5	120	01/01→04/10	➡	07/01→ 01/09		03.0137-0450.2 650450	Ø 176 x 25
5 T AWD R 2	221 221	01/03→04/10 01/03→04/10	➡	03/03→ 01/09		03.0137-0450.2 650450	Ø 176 x 25
T5	184	07/00→04/10	➡	08/00→ 04/04		03.0137-0450.2 650450	Ø 176 x 25
Zubehörsatz, Feststellbremsbacken							
2.0 T	132	07/00→04/10	➡	09/01→ 01/09		03.0137-9283.2 669283	
2.4 2.4 T	103 147	07/00→04/10 07/00→04/10	➡	11/00→ 01/09		03.0137-9283.2 669283	
2.4 2.4 D T5	125 120 191	11/00→04/10 07/05→12/09 04/04→04/10	➡	→ 01/09		03.0137-9283.2 669283	
2.4 2.4 CDI 2.4 D T5	132 85 90 195	01/05→10/06 10/03→12/05 05/05→12/06 07/00→09/02	➡			03.0137-9283.2 669283	
2.4 Bifuel	103	07/01→04/10	➡	06/02→ 01/09		03.0137-9283.2 669283	
2.4 D D5	93 136	03/05→04/10 03/05→04/10	➡	09/05→ 01/09		03.0137-9283.2 669283	
2.4 D	96	05/01→04/10	➡	12/01→ 01/09		03.0137-9283.2 669283	
2.4 T AWD	147	06/01→04/10	➡	11/01→ 01/09		03.0137-9283.2 669283	
2.5 T	154	01/03→04/10	➡	02/04→ 01/09		03.0137-9283.2 669283	
2.5 T AWD	154	07/02→04/10	➡	04/04→ 01/09		03.0137-9283.2 669283	
D5	120	01/01→04/10	➡	07/01→ 01/09		03.0137-9283.2 669283	
5 T AWD R 2	221 221	01/03→04/10 01/03→04/10	➡	03/03→ 01/09		03.0137-9283.2 669283	
T5	184	07/00→04/10	➡	08/00→ 04/04		03.0137-9283.2 669283	
 Seilzug, Feststellbremse							
2.0 T	132	07/00→04/10		09/01→ 12/04; Scheibenbremse; ⚡	2	24.3727-1311.2 581311	L= 1.926
2.4 2.4 T	103 147	07/00→04/10 07/00→04/10		11/00→ 12/04; Scheibenbremse; ⚡	2	24.3727-1311.2 581311	L= 1.926
2.4 T5	125 191	11/00→04/10 04/04→04/10		→ 12/04; Scheibenbremse; ⚡	2	24.3727-1311.2 581311	L= 1.926
2.4 D	96	05/01→04/10		12/01→ 12/04; Scheibenbremse; ⚡	2	24.3727-1311.2 581311	L= 1.926
2.5 T	154	01/03→04/10		02/04→ 12/04; Scheibenbremse; ⚡	2	24.3727-1311.2 581311	L= 1.926
D5	120	01/01→04/10		07/01→ 12/04; Scheibenbremse; ⚡	2	24.3727-1311.2 581311	L= 1.926
T5	184	07/00→04/10		08/00→ 04/04; Scheibenbremse; ⚡	2	24.3727-1311.2 581311	L= 1.926
T5	195	07/00→09/02		Scheibenbremse; ⚡	2	24.3727-1311.2 581311	L= 1.926
VOLVO - S70 (874) 11/96→11/00							
 Bremsbackensatz, Feststellbremse							
2.0 2.0 Turbo	93 - 132 155 - 166	01/97→11/00 01/97→11/00	➡			03.0137-0260.2 650260	Ø 178 x 25
2.3 2.3 Turbo	195 184	04/99→09/00 01/97→11/00					
2.4 2.4 AWD	103 - 125 103 -	01/97→11/00 11/96→09/00					
2.4 Bifuel	121 103 -	10/98→11/00					
2.4 Blu-Fuel 2.4 T5 AWD 2.4 Turbo	103 142 142	07/97→09/00 11/96→04/99 01/97→11/00					
➔							
























	kw			 	! #		
VOLVO - S70 (874) 11/96→11/00							
 Bremsbackensatz, Feststellbremse							
2.5 TDI 2.5 TDi AWD T5	103 103 176	01/97→11/00 10/99→09/00 01/97→11/00	➔			03.0137-0260.2 650260	Ø 178 x 25
2.3	177	11/96→11/00	➔	01/97→		03.0137-0260.2 650260	Ø 178 x 25
2.4 AWD	125	04/99→09/00	➔	→ 05/99		03.0137-0260.2 650260	Ø 178 x 25
Zubehörsatz, Feststellbremsbacken							
2.0 2.0 Turbo 2.3 2.3 Turbo 2.4 2.4 AWD 2.4 Bifuel 2.4 Blu-Fuel 2.4 T5 AWD 2.4 Turbo 2.5 TDI 2.5 TDi AWD T5	93 - 132 155 - 166 195 184 103 - 125 103 - 121 103 - 106 103 142 142 103 103 176	01/97→11/00 01/97→11/00 04/99→09/00 01/97→11/00 01/97→11/00 11/96→09/00 10/98→11/00 07/97→09/00 11/96→04/99 01/97→11/00 01/97→11/00 10/99→09/00 01/97→11/00	➔			03.0137-9176.2 669176	
2.3	177	11/96→11/00	➔	01/97→		03.0137-9176.2 669176	
2.4 AWD	125	04/99→09/00	➔	→ 05/99		03.0137-9176.2 669176	
 Seilzug, Feststellbremse							
2.0 2.0 Turbo 2.3 2.3 Turbo 2.4 2.4 AWD 2.4 Bifuel 2.4 Blu-Fuel 2.4 T5 AWD 2.4 Turbo 2.5 TDI 2.5 TDi AWD T5	93 - 132 155 - 166 195 184 103 - 125 103 - 121 103 - 106 103 142 142 103 103 176	01/97→11/00 01/97→11/00 04/99→09/00 01/97→11/00 01/97→11/00 11/96→09/00 10/98→11/00 07/97→09/00 11/96→04/99 01/97→11/00 01/97→11/00 10/99→09/00 01/97→11/00		Scheibenbremse; 	2	24.3727-1308.2 581308	L= 1.670
2.3	177	11/96→11/00		01/97→; Scheibenbremse; 	2	24.3727-1308.2 581308	L= 1.670
2.4 AWD	125	04/99→09/00		→ 05/99; Scheibenbremse; 	2	24.3727-1308.2 581308	L= 1.670
VOLVO - S80 I (184) 05/98→02/08							
 Bremsbackensatz, Feststellbremse							
2.0 2.0 T 2.4 2.4 Bifuel 2.4 D 2.4 T 2.5 T AWD 2.5 TDI 2.9 3.0 D5 T6	120 132 - 166 103 - 125 103 96 147 154 103 147 - 150 144 120 200	06/98→07/06 06/98→07/06 01/99→07/06 09/01→07/06 10/01→07/06 06/00→07/06 07/03→07/06 01/99→07/06 05/98→07/06 06/01→07/06 08/01→07/06 06/01→07/06	➔	→ 02/06		03.0137-0450.2 650450	Ø 176 x 25
2.3 R T6	195 200	04/00→08/05 05/98→12/01	➔			03.0137-0450.2 650450	Ø 176 x 25
2.5 T	154	03/03→07/06	➔	07/03→ 02/06		03.0137-0450.2 650450	Ø 176 x 25
T5 AWD	147	04/00→09/03	➔	06/00→		03.0137-0450.2 650450	Ø 176 x 25
Zubehörsatz, Feststellbremsbacken							
2.0 2.0 T →	120 132 - 166	06/98→07/06 06/98→07/06	➔	→ 02/06		03.0137-9283.2 669283	

















	kw			 	! #		
VOLVO - S80 I (184) 05/98→02/08							
Zubehörsatz, Feststellbremsbacken							
2.4	103 - 125	01/99→07/06	➔	→ 02/06		03.0137-9283.2 669283	
2.4 Bifuel	103	09/01→07/06					
2.4 D	96	10/01→07/06					
2.4 T	147	06/00→07/06					
2.5 T AWD	154	07/03→07/06					
2.5 TDI	103	01/99→07/06					
2.9	147 - 150	05/98→07/06					
3.0	144	06/01→07/06					
D5	120	08/01→07/06					
T6	200	06/01→07/06					
2.3 R	195	04/00→08/05	➔			03.0137-9283.2 669283	
T6	200	05/98→12/01					
2.5 T	154	03/03→07/06	➔	07/03→ 02/06		03.0137-9283.2 669283	
T5 AWD	147	04/00→09/03	➔	06/00→		03.0137-9283.2 669283	
 Seilzug, Feststellbremse							
2.0	120	06/98→07/06		→ 02/06; Scheibenbremse; ⚡	2	24.3727-1312.2 581312	L= 1.993
2.0 T	132 - 166	06/98→07/06					
2.4	103 - 125	01/99→07/06					
2.4 D	96	10/01→07/06					
2.4 T	147	06/00→07/06					
2.5 TDI	103	01/99→07/06					
2.9	147 - 150	05/98→07/06					
3.0	144	06/01→07/06					
D5	120	08/01→07/06					
T6	200	06/01→07/06					
2.3 R	195	04/00→08/05		Scheibenbremse; ⚡	2	24.3727-1312.2 581312	L= 1.993
T6	200	05/98→12/01					
T5 AWD	147	04/00→09/03		06/00→; Scheibenbremse; ⚡	2	24.3727-1312.2 581312	L= 1.993
VOLVO - S80 II (124) 03/06→12/16							
 Bremsbackensatz, Feststellbremse							
1.6 D DRIVe	80	01/10→12/11	➔			03.0137-0450.2 650450	Ø 176 x 25
1.6 DRIVe	84	06/11→01/14					
2.0	107	01/08→09/12					
2.0 FlexFuel	107	01/08→12/11					
2.0 T	149	01/10→05/11					
2.0 TDi	100	02/08→03/11					
2.4 D	120 - 129	03/06→03/11					
2.5 T	147 - 187	03/06→12/16					
2.5 T FlexFuel	147 - 170	05/08→12/11					
3.2	175 - 179	03/06→12/14					
3.2 AWD	175 - 179	01/07→12/12					
3.2 Flexifuel AWD	177	01/09→03/10					
4.4 V8 AWD	232	03/06→03/12					
D2	85	01/14→12/16					
D3 / D4	120	01/10→12/16					
D5	136 - 158	03/06→04/15					
D5 AWD	136 - 158	01/07→04/15					
T5	162 - 177	10/10→12/16					
T6 AWD	210 - 224	01/07→12/16					
Zubehörsatz, Feststellbremsbacken							
1.6 D DRIVe	80	01/10→12/11	➔			03.0137-9283.2 669283	
1.6 DRIVe	84	06/11→01/14					
2.0	107	01/08→09/12					
2.0 FlexFuel	107	01/08→12/11					
2.0 T	149	01/10→05/11					
2.0 TDi	100	02/08→03/11					
2.4 D	120 - 129	03/06→03/11					
2.5 T	147 - 187	03/06→12/16					
2.5 T FlexFuel	147 - 170	05/08→12/11					
➔							












	kw			 	! #		
VOLVO - S80 II (124) 03/06→12/16							
Zubehörsatz, Feststellbremsbacken							
3.2	175 - 179	03/06→12/14	➔			03.0137-9283.2 669283	
3.2 AWD	175 - 179	01/07→12/12					
3.2 Flexifuel AWD	177	01/09→03/10					
4.4 V8 AWD	232	03/06→03/12					
D2	85	01/14→12/16					
D3 / D4	120	01/10→12/16					
D5	136 - 158	03/06→04/15					
D5 AWD	136 - 158	01/07→04/15					
T5	162 - 177	10/10→12/16					
T6 AWD	210 - 224	01/07→12/16					
 Seilzug, Feststellbremse							
1.6 D DRIVE	80	01/10→12/11		35707→; <input type="checkbox"/>		24.3727-1316.2 581316	L= 756
1.6 DRIVE	84	06/11→01/14		35707→; <input type="checkbox"/>		24.3727-1317.2 581317	L= 709
2.0	107	01/08→09/12					
2.0 FlexFuel	107	01/08→12/11		→ 12306; Scheibenbremse; <input type="checkbox"/>		24.3727-1318.2 581318	L= 691
2.0 T	149	01/10→05/11		→ 12306; Scheibenbremse; <input type="checkbox"/>		24.3727-1319.2 581319	L= 735
2.0 TDi	100	02/08→03/11					
2.4 D	120 - 129	03/06→03/11					
2.5 T	147 - 170	03/06→12/12					
2.5 T FlexFuel	147 - 170	05/08→12/11					
3.2	175 - 179	03/06→12/14					
3.2 AWD	175 - 179	01/07→12/12					
3.2 Flexifuel AWD	177	01/09→03/10					
4.4 V8 AWD	232	03/06→03/12					
D2	85	01/14→12/16					
D3 / D4	120	01/10→12/16					
D5	136 - 158	03/06→04/15					
D5 AWD	136 - 158	01/07→04/15					
T5	162 - 177	10/10→12/16					
T6 AWD	210 - 224	01/07→12/16					
VOLVO - S90 I (964) 11/96→12/98							
 Bremsbackensatz, Feststellbremse							
2.5	125 - 132	11/96→10/98	➔			03.0137-0299.2 650299	Ø 160 x 25
2.9	132 - 150	01/97→05/98					
Zubehörsatz, Feststellbremsbacken							
2.5	125 - 132	11/96→10/98	➔			03.0137-9199.2 669199	
2.9	132 - 150	01/97→05/98					
VOLVO - V40 Kombi (645) 07/95→06/04							
 Seilzug, Feststellbremse							
1.6	77	12/95→08/99		Scheibenbremse; <input type="checkbox"/>		24.3727-1300.2 581300	L= 1.590
				Scheibenbremse; <input type="checkbox"/>		24.3727-1304.2 581304	L= 1.590
				600000→ 985261; Scheibenbremse; <input type="checkbox"/>		24.3727-1314.2 581314	L= 1.620
				600000→ 985261; Scheibenbremse; <input type="checkbox"/>		24.3727-1315.2 581315	L= 1.620
1.6	80	03/99→06/04		→ 599999; Scheibenbremse; <input type="checkbox"/>		24.3727-1300.2 581300	L= 1.590
				→ 599999; Scheibenbremse; <input type="checkbox"/>		24.3727-1304.2 581304	L= 1.590
				985262→; Scheibenbremse; <input type="checkbox"/>		24.3727-1314.2 581314	L= 1.620
				985262→; Scheibenbremse; <input type="checkbox"/>		24.3727-1315.2 581315	L= 1.620
1.8	85	07/95→08/99		Scheibenbremse; <input type="checkbox"/>		24.3727-1300.2 581300	L= 1.590
1.9 DI	70	03/99→07/00		Scheibenbremse; <input type="checkbox"/>		24.3727-1304.2 581304	L= 1.590
1.9 T4	147	05/97→07/00					
1.9 TD	66	07/95→08/99					
2.0	103	07/95→08/99					
2.0 T	118	10/97→07/00					
1.8	90	03/99→06/04		→ 599999; Scheibenbremse; <input type="checkbox"/>		24.3727-1300.2 581300	L= 1.590
➔							
















































	kw					! #		
VOLVO - V40 Kombi (645) 07/95→06/04								
 Seilzug, Feststellbremse								
1.8 Bi-Fuel	88	11/99→08/03			→ 599999; Scheibenbremse; <input type="checkbox"/>		24.3727-1304.2 581304	L= 1.590
1.8 Blu-Fuel	85	06/01→08/03			985262→; Scheibenbremse; <input type="checkbox"/>		24.3727-1314.2 581314	L= 1.620
1.8 i	90 - 92	03/98→06/04			600000→ 985261; Scheibenbremse; <input type="checkbox"/>		24.3727-1314.2 581314	L= 1.620
1.8 LPG	90	03/99→06/04			985262→; Scheibenbremse; <input type="checkbox"/>		24.3727-1315.2 581315	L= 1.620
1.9	127	09/03→06/04			600000→ 985261; Scheibenbremse; <input type="checkbox"/>		24.3727-1315.2 581315	L= 1.620
1.9 DI	75 - 85	07/00→06/04						
2.0	100	07/95→06/04						
2.0 T	120	06/01→06/04						
2.0 T4	147	07/00→06/04						
2.0 T	121	07/99→06/04			07/00→ 06/01; Scheibenbremse; <input type="checkbox"/>		24.3727-1300.2 581300	L= 1.590
					07/00→ 06/01; Scheibenbremse; <input type="checkbox"/>		24.3727-1304.2 581304	L= 1.590
VOLVO - V70 I (875, 876) 12/95→12/00								
 Bremsbackensatz, Feststellbremse								
2.0	93 - 132	12/95→03/00	➡	01/97→			03.0137-0260.2 650260	Ø 178 x 25
2.0 Turbo	155	12/95→03/00						
2.3 Turbo	184	12/95→03/00						
2.4	106	12/95→03/00						
2.5 TDi AWD	103	11/96→02/00						
2.0	120	01/97→12/00	➡	→ 03/00			03.0137-0260.2 650260	Ø 178 x 25
2.4 Bifuel	103	08/99→12/00						
2.0 Turbo	166	11/96→12/00	➡	01/97→ 03/00			03.0137-0260.2 650260	Ø 178 x 25
2.3	177	11/96→11/00						
2.3 T-5	176	11/96→12/00						
2.4	125	12/95→05/00						
2.4 Turbo	142	04/96→12/00						
2.5 TDI	103	12/95→12/00						
2.0 Turbo AWD	166	11/96→12/00	➡	01/97→ 03/00			03.0137-0449.2 650449	Ø 178 x 25
2.4 Turbo AWD	142	04/96→12/00						
2.3 AWD	177	04/97→09/98	➡				03.0137-0260.2 650260	Ø 178 x 25
2.4	121	06/98→12/99						
2.3 T-5 AWD	176	01/97→12/00	➡	→ 03/00			03.0137-0449.2 650449	Ø 178 x 25
2.4 Turbo AWD	195	03/99→12/00						
2.3 T AWD	184	04/97→03/00	➡				03.0137-0449.2 650449	Ø 178 x 25
2.4	103	03/99→12/00	➡	08/99→ 03/00			03.0137-0260.2 650260	Ø 178 x 25
2.4 AWD	121	06/98→12/99	➡	10/98→ 05/99			03.0137-0260.2 650260	Ø 178 x 25
2.4 Bifuel	106	05/98→12/99	➡	10/98→ 08/99			03.0137-0260.2 650260	Ø 178 x 25
Zubehörsatz, Feststellbremsbacken								
2.0	93 - 132	12/95→03/00	➡	01/97→			03.0137-9176.2 669176	
2.0 Turbo	155	12/95→03/00						
2.3 Turbo	184	12/95→03/00						
2.4	106	12/95→03/00						
2.5 TDi AWD	103	11/96→02/00						
2.0	120	01/97→12/00	➡	→ 03/00			03.0137-9176.2 669176	
2.4 Bifuel	103	08/99→12/00						
2.0 Turbo	166	11/96→12/00	➡	01/97→ 03/00			03.0137-9176.2 669176	
2.3	177	11/96→11/00						
2.3 T-5	176	11/96→12/00						
2.4	125	12/95→05/00						
2.4 Turbo	142	04/96→12/00						
2.5 TDI	103	12/95→12/00						
2.3 AWD	177	04/97→09/98	➡				03.0137-9176.2 669176	
2.4	121	06/98→12/99						
2.4	103	03/99→12/00	➡	08/99→ 03/00			03.0137-9176.2 669176	
2.4 AWD	121	06/98→12/99	➡	10/98→ 05/99			03.0137-9176.2 669176	
2.4 Bifuel	106	05/98→12/99	➡	10/98→ 08/99			03.0137-9176.2 669176	
 Seilzug, Feststellbremse								
2.0	93 - 132	12/95→03/00		01/97→; Scheibenbremse; <input type="checkbox"/>		2	24.3727-1308.2 581308	L= 1.670
2.0 Turbo	155	12/95→03/00						
2.3 Turbo	184	12/95→03/00						
2.4	106	12/95→03/00						
2.5 TDi AWD	103	11/96→02/00						
2.0	120	01/97→12/00		→ 03/00; Scheibenbremse; <input type="checkbox"/>		2	24.3727-1308.2 581308	L= 1.670
2.4 Bifuel	103	08/99→12/00						
2.0 Turbo	166	11/96→12/00		01/97→ 03/00; Scheibenbremse; <input type="checkbox"/>		2	24.3727-1308.2 581308	L= 1.670
2.3	177	11/96→11/00						
2.3 T-5	176	11/96→12/00						
2.4	125	12/95→05/00						
→								

















































	kW			 	! #		
VOLVO - V70 I (875, 876) 12/95→12/00							
 Seilzug, Feststellbremse							
2.4 Turbo	142	04/96→12/00		01/97→03/00; Scheibenbremse; 	2	24.3727-1308.2 581308	L= 1.670
2.5 TDI	103	12/95→12/00					
2.3 AWD	177	04/97→09/98		Scheibenbremse; 	2	24.3727-1308.2 581308	L= 1.670
2.4	121	06/98→12/99					
2.4	103	03/99→12/00		08/99→03/00; Scheibenbremse; 	2	24.3727-1308.2 581308	L= 1.670
2.4 AWD	121	06/98→12/99		10/98→05/99; Scheibenbremse; 	2	24.3727-1308.2 581308	L= 1.670
2.4 Bifuel	106	05/98→12/99		10/98→08/99; Scheibenbremse; 	2	24.3727-1308.2 581308	L= 1.670
VOLVO - V70 II (285) 11/99→12/08							
 Bremsbackensatz, Feststellbremse							
2.0 T	132	11/99→08/07	➡	07/01→07/07		03.0137-0450.2 650450	Ø 176 x 25
2.3	195	10/00→09/04	➡			03.0137-0450.2 650450	Ø 176 x 25
2.4 CDI	90	07/05→12/08					
2.4 T AWD	147	09/01→08/02					
2.5 AWD	155	09/02→12/04					
2.4	103 - 125	03/00→08/07	➡	→ 07/07		03.0137-0450.2 650450	Ø 176 x 25
2.4 Bifuel	103	09/01→08/07					
5 T AWD	221	03/03→08/07					
R 2	221	03/03→08/07					
T5	191	04/04→08/07					
2.4 D	93	04/05→12/08	➡	05/05→07/07		03.0137-0450.2 650450	Ø 176 x 25
2.4 D	96	07/01→08/07	➡	12/01→07/07		03.0137-0450.2 650450	Ø 176 x 25
2.4 T	147	11/99→08/03	➡	03/00→		03.0137-0450.2 650450	Ø 176 x 25
T5	184	11/99→12/04					
2.5 T	154	07/01→08/07	➡	04/04→07/07		03.0137-0450.2 650450	Ø 176 x 25
2.5 T AWD	154	07/02→08/07	➡	09/02→07/07		03.0137-0450.2 650450	Ø 176 x 25
2.5 TDI	103	11/99→08/07	➡	03/00→07/07		03.0137-0450.2 650450	Ø 176 x 25
D5	120	01/01→12/08	➡	08/01→07/07		03.0137-0450.2 650450	Ø 176 x 25
D5	136	04/05→12/08	➡	12/05→07/07		03.0137-0450.2 650450	Ø 176 x 25
D5 AWD	136	05/05→08/07					
D5 AWD	120	07/02→08/07	➡	03/03→07/07		03.0137-0450.2 650450	Ø 176 x 25
Zubehörsatz, Feststellbremsbacken							
2.0 T	132	11/99→08/07	➡	07/01→07/07		03.0137-9283.2 669283	
2.3	195	10/00→09/04	➡			03.0137-9283.2 669283	
2.4 CDI	90	07/05→12/08					
2.4 T AWD	147	09/01→08/02					
2.5 AWD	155	09/02→12/04					
2.4	103 - 125	03/00→08/07	➡	→ 07/07		03.0137-9283.2 669283	
2.4 Bifuel	103	09/01→08/07					
5 T AWD	221	03/03→08/07					
R 2	221	03/03→08/07					
T5	191	04/04→08/07					
2.4 D	93	04/05→12/08	➡	05/05→07/07		03.0137-9283.2 669283	
2.4 D	96	07/01→08/07	➡	12/01→07/07		03.0137-9283.2 669283	
2.4 T	147	11/99→08/03	➡	03/00→		03.0137-9283.2 669283	
T5	184	11/99→12/04					
2.5 T	154	07/01→08/07	➡	04/04→07/07		03.0137-9283.2 669283	
2.5 T AWD	154	07/02→08/07	➡	09/02→07/07		03.0137-9283.2 669283	
2.5 TDI	103	11/99→08/07	➡	03/00→07/07		03.0137-9283.2 669283	
D5	120	01/01→12/08	➡	08/01→07/07		03.0137-9283.2 669283	
D5	136	04/05→12/08	➡	12/05→07/07		03.0137-9283.2 669283	
D5 AWD	136	05/05→08/07					
D5 AWD	120	07/02→08/07	➡	03/03→07/07		03.0137-9283.2 669283	
 Seilzug, Feststellbremse							
2.0 T	132	11/99→08/07		07/01→07/07; Scheibenbremse; 	2	24.3727-1303.2 581303	L= 1.962
2.3	195	10/00→09/04		Scheibenbremse; 	2	24.3727-1303.2 581303	L= 1.962
2.4	103 - 125	03/00→08/07		→ 07/07; Scheibenbremse; 	2	24.3727-1303.2 581303	L= 1.962
2.4 CDI	90	07/05→12/08					
T5	191	04/04→08/07					
2.4 D	93	04/05→12/08		05/05→07/07; Scheibenbremse; 	2	24.3727-1303.2 581303	L= 1.962
2.4 D	96	07/01→08/07		12/01→07/07; Scheibenbremse; 	2	24.3727-1303.2 581303	L= 1.962
2.4 T	147	11/99→08/03		03/00→; Scheibenbremse; 	2	24.3727-1303.2 581303	L= 1.962
T5	184	11/99→12/04					
→							



















































	kw			 	! #		
VOLVO - V70 II (285) 11/99→12/08							
 Seilzug, Feststellbremse							
2.5 T	154	07/01→08/07		04/04→ 07/07; Scheibenbremse; 	2	24.3727-1303.2 581303	L= 1.962
2.5 TDI	103	11/99→08/07		03/00→ 07/07; Scheibenbremse; 	2	24.3727-1303.2 581303	L= 1.962
D5	120	01/01→12/08		08/01→ 07/07; Scheibenbremse; 	2	24.3727-1303.2 581303	L= 1.962
D5	136	04/05→12/08		12/05→ 07/07; Scheibenbremse; 	2	24.3727-1303.2 581303	L= 1.962
VOLVO - V90 I Kombi (965) 11/96→12/98							
 Bremsbackensatz, Feststellbremse							
2.5	125 - 132	11/96→10/98	➔			03.0137-0299.2 650299	Ø 160 x 25
2.9	132 - 150	01/97→12/98					
Zubehörsatz, Feststellbremsbacken							
2.5	125 - 132	11/96→10/98	➔			03.0137-9199.2 669199	
2.9	132 - 150	01/97→12/98					
VOLVO - XC70 I Cross Country (295) 10/97→10/07							
 Bremsbackensatz, Feststellbremse							
2.4 T XC AWD	142 - 147	11/97→09/02	➔			03.0137-0450.2 650450	Ø 176 x 25
2.5 T XC AWD D5 AWD D5 XC AWD	154 136 120	09/02→08/07 12/05→08/07 09/02→08/07	➔	→ 07/07		03.0137-0450.2 650450	Ø 176 x 25
Zubehörsatz, Feststellbremsbacken							
2.4 T XC AWD	142 - 147	11/97→09/02	➔			03.0137-9283.2 669283	
2.5 T XC AWD D5 AWD D5 XC AWD	154 136 120	09/02→08/07 12/05→08/07 09/02→08/07	➔	→ 07/07		03.0137-9283.2 669283	
VOLVO - XC90 I (275) 06/02→01/15							
 Bremsbackensatz, Feststellbremse							
2.5 2.5 AWD 2.5 T AWD 3.2 3.2 AWD D3 / D5 D5 AWD T6 AWD V8 AWD	153 153 154 175 - 179 179 120 120 - 155 200 232 - 235	01/03→12/06 06/02→12/14 10/02→09/14 09/11→09/14 04/10→09/14 04/09→12/14 10/02→12/14 10/02→12/06 09/04→12/10	➔			03.0137-3034.2 653034	Ø 178 x 25 - HEB
3.2 AWD D5 AWD	175 136	03/06→12/10 04/05→12/10	➔	05/06→		03.0137-3034.2 653034	Ø 178 x 25 - HEB
Zubehörsatz, Feststellbremsbacken							
2.5 2.5 AWD 2.5 T AWD 3.2 3.2 AWD D3 / D5 D5 AWD T6 AWD V8 AWD	153 153 154 175 - 179 179 120 120 - 155 200 232 - 235	01/03→12/06 06/02→12/14 10/02→09/14 09/11→09/14 04/10→09/14 04/09→12/14 10/02→12/14 10/02→12/06 09/04→12/10	➔			03.0137-9327.2 669327	
3.2 AWD D5 AWD	175 136	03/06→12/10 04/05→12/10	➔	05/06→		03.0137-9327.2 669327	
VOLVO - XC90 I VAN (275) 06/02→01/15							
 Bremsbackensatz, Feststellbremse							
2.4 D4 2.4 D5 AWD	120 147	09/13→12/14 09/13→12/14	➔			03.0137-3034.2 653034	Ø 178 x 25 - HEB
Zubehörsatz, Feststellbremsbacken							
2.4 D4 2.4 D5 AWD	120 147	09/13→12/14 09/13→12/14	➔			03.0137-9327.2 669327	
























	kW			 	! #		
VW - AMAROK (2HA, 2HB, S1B, S6B, S7A, S7B) 09/10→							
 Radbremszylinder							
2.0 BiTDI	120 - 132	09/10→	➡	+PR 2E3	2	24.3226-1703.3 020573	ALU
2.0 BiTDI 4motion	120 - 132	09/10→					
2.0 TDI	90 - 103	09/10→					
2.0 TDI 4motion	90 - 103	09/10→					
2.0 TSI	118	12/10→10/16					
3.0 TDI	120	06/16→					
3.0 TDI 4motion	150 - 190	06/16→					
3.0 TDI 4motion	120 - 165	06/16→	➡	09/16→; +PR 2E3	2	24.3226-1703.3 020573	ALU
Zubehörsatz, Bremsbacken							
2.0 BiTDI	120 - 132	09/10→	➡	+PR 2E3		03.0137-9320.2 669320	
2.0 BiTDI 4motion	120 - 132	09/10→					
2.0 TDI	90 - 103	09/10→					
2.0 TDI 4motion	90 - 103	09/10→					
2.0 TSI	118	12/10→10/16					
3.0 TDI	120	06/16→					
3.0 TDI 4motion	150 - 190	06/16→					
3.0 TDI 4motion	120 - 165	06/16→	➡	09/16→; +PR 2E3		03.0137-9320.2 669320	
 Bremsbackensatz							
2.0 BiTDI	120 - 132	09/10→	➡	+PR 2E3		03.0137-0508.2 650508	Ø 294 x 57 + HEB
2.0 BiTDI 4motion	120 - 132	09/10→					
2.0 TDI	90 - 103	09/10→					
2.0 TDI 4motion	90 - 103	09/10→					
2.0 TSI	118	12/10→10/16					
3.0 TDI	120	06/16→					
3.0 TDI 4motion	150 - 190	06/16→					
3.0 TDI 4motion	120 - 165	06/16→	➡	09/16→; +PR 2E3		03.0137-0508.2 650508	Ø 294 x 57 + HEB
VW - AMAROK Pritsche/Fahrgestell (S1B, S6B, S7B) 09/11→							
 Radbremszylinder							
2.0 BiTDI	132	09/11→07/19	➡	11/11→; +PR 2E3		24.3226-1703.3 020573	ALU
2.0 BiTDI 4motion	132	09/11→07/19	➡	+PR 2E3		24.3226-1703.3 020573	ALU
3.0 TDI 4motion	150 - 190	06/16→					
2.0 TDI	90 - 103	09/11→10/16	➡	07/12→; +PR 2E3		24.3226-1703.3 020573	ALU
2.0 TDI 4motion	103	09/11→10/16	➡	06/12→; +PR 2E3		24.3226-1703.3 020573	ALU
Zubehörsatz, Bremsbacken							
2.0 BiTDI	132	09/11→07/19	➡	11/11→; +PR 2E3		03.0137-9320.2 669320	
2.0 BiTDI 4motion	132	09/11→07/19	➡	+PR 2E3			
2.0 TDI	90 - 103	09/11→10/16	➡	07/12→; +PR 2E3		03.0137-9320.2 669320	
2.0 TDI 4motion	103	09/11→10/16	➡	06/12→; +PR 2E3		03.0137-9320.2 669320	
3.0 TDI 4motion	150 - 190	06/16→	➡	+PR 2E3		03.0137-9320.2 669320	
 Bremsbackensatz							
2.0 BiTDI	132	09/11→07/19	➡	11/11→; +PR 2E3		03.0137-0508.2 650508	Ø 294 x 57 + HEB
2.0 BiTDI 4motion	132	09/11→07/19	➡	+PR 2E3		03.0137-0508.2 650508	Ø 294 x 57 + HEB
3.0 TDI 4motion	150 - 190	06/16→					
2.0 TDI	90 - 103	09/11→10/16	➡	07/12→; +PR 2E3		03.0137-0508.2 650508	Ø 294 x 57 + HEB
2.0 TDI 4motion	103	09/11→10/16	➡	06/12→; +PR 2E3		03.0137-0508.2 650508	Ø 294 x 57 + HEB

	kw			 	! #		
VW - BEETLE (5C1, 5C2) 04/11→07/19							
 Seilzug, Feststellbremse							
1.2 TSI 1.4 TSI 2.5	77 118 125	07/11→07/19 10/11→07/16 04/11→07/19		12/11→; +PR 0N9; Scheibenbremse; 	2	24.3727-3405.2 583405	L= 1.482
1.2 TSI 16V 1.6 TDI 2.0 TDI	77 77 103	12/14→07/19 10/11→07/16 04/11→07/16		+PR 0N9; Scheibenbremse; 	2	24.3727-3405.2 583405	L= 1.482
1.4 TSI 2.0 TSI	110 130 - 162	12/14→07/19 12/14→07/19		+PR 0N9; Scheibenbremse;  +PR 0N4; Scheibenbremse; 	2 1	24.3727-3405.2 583405 24.3727-3406.2 583406	L= 1.482 L= 1.498
2.0 TDI	81	06/14→09/18		12/14→; +PR 0N9; Scheibenbremse;  12/14→; +PR 0N4; Scheibenbremse; 	2 1	24.3727-3405.2 583405 24.3727-3406.2 583406	L= 1.482 L= 1.498
2.0 TDI	110	07/14→09/18		09/14→; +PR 0N9; Scheibenbremse; 	2	24.3727-3405.2 583405	L= 1.482
2.0 TFSI	147	04/11→07/16		12/11→; +PR 0N9; Scheibenbremse;  +PR 0N4; Scheibenbremse; 	2 1	24.3727-3405.2 583405 24.3727-3406.2 583406	L= 1.482 L= 1.498
2.0 TSI	155	12/12→07/19		05/13→; +PR 0N9; Scheibenbremse;  05/13→; +PR 0N4; Scheibenbremse; 	2 1	24.3727-3405.2 583405 24.3727-3406.2 583406	L= 1.482 L= 1.498
VW - BEETLE Cabriolet (5C7, 5C8) 12/11→07/19							
 Seilzug, Feststellbremse							
1.2 TSI 1.4 TSI 1.6 TDI 2.0 TDI 2.0 TFSI	77 118 77 103 147	12/11→07/19 12/11→07/16 12/11→07/16 04/12→07/16 12/11→07/16		11/12→; Scheibenbremse; 	2	24.3727-3406.2 583406	L= 1.498
1.2 TSI 16V 1.4 TSI 2.0 TDI 2.0 TSI	77 110 110 162	12/14→07/19 12/14→09/18 09/14→09/18 12/14→09/18		Scheibenbremse; 	2	24.3727-3406.2 583406	L= 1.498
2.0 TDI	81	06/14→09/18		12/14→; Scheibenbremse; 	2	24.3727-3406.2 583406	L= 1.498
2.0 TSI	155	12/12→07/19		05/13→; Scheibenbremse; 	2	24.3727-3406.2 583406	L= 1.498
2.5	125	12/11→07/16		12/12→; Scheibenbremse; 	2	24.3727-3406.2 583406	L= 1.498
VW - BORA (9M2) 01/05→12/14							
 Seilzug, Feststellbremse							
2.0	85	01/05→12/14		→ 1J-YW238580; Scheibenbremse;  1J-YW238581→; Scheibenbremse; 	2 2	24.3727-0149.2 580149 24.3727-0173.2 580173	L= 1.688 L= 1.693
VW - BORA I (1J2) 10/98→12/13							
 Seilzug, Feststellbremse							
1.4 16V 1.6	55 74 - 75	03/00→05/05 10/98→05/05		→ 1J-YW238580; Scheibenbremse;  1J-YW238581→; → 12/04; Scheibenbremse; 	2 2	24.3727-0149.2 580149 24.3727-0173.2 580173	L= 1.688 L= 1.693
1.8 1.9 SDI 2.0	92 50 85	10/98→05/05 10/98→05/05 10/98→12/13					
1.6 1.9 TDI	78 81	06/02→10/04 10/98→06/01		→ 1J-YW238580; Scheibenbremse;  1J-YW238581→; Scheibenbremse; 	2 2	24.3727-0149.2 580149 24.3727-0173.2 580173	L= 1.688 L= 1.693
1.6 16V 1.6 FSI 1.9 TDI	77 81 74	05/00→05/05 01/02→05/05 09/00→05/05		→ 12/04; Scheibenbremse; 	2	24.3727-0173.2 580173	L= 1.693
1.8 4motion 1.9 TDI 4motion 2.0 4motion 2.3 V5 4motion	92 74 85 125	02/99→05/05 09/00→05/05 04/00→05/05 10/00→05/05		→ 12/04; Scheibenbremse; 	2	24.3727-0175.2 580175	L= 1.723
1.8 T	110	05/00→05/05		09/00→ 12/04; Scheibenbremse; 	2	24.3727-0173.2 580173	L= 1.693
1.8 T	132	03/02→05/05		05/02→ 12/04; Scheibenbremse; 	2	24.3727-0173.2 580173	L= 1.693
1.9 TDI	66	10/98→05/05		→ 1J-YW238580; Scheibenbremse;  1J-YW238581→; → 06/01; Scheibenbremse; 	2 2	24.3727-0149.2 580149 24.3727-0173.2 580173	L= 1.688 L= 1.693
1.9 TDI	85	12/98→01/02		02/99→; → 1J-YW238580; Scheibenbremse;  1J-YW238581→; → 06/01; Scheibenbremse; 	2 2	24.3727-0149.2 580149 24.3727-0173.2 580173	L= 1.688 L= 1.693
1.9 TDI	96	11/00→05/05		04/01→ 12/04; Scheibenbremse; 	2	24.3727-0173.2 580173	L= 1.693
1.9 TDI	110	05/00→05/05		10/00→ 12/04; Scheibenbremse; 	2	24.3727-0173.2 580173	L= 1.693
1.9 TDI 4motion	66	11/98→04/02		02/99→ 06/01; Scheibenbremse; 	2	24.3727-0175.2 580175	L= 1.723
1.9 TDI 4motion	85	02/99→06/01		Scheibenbremse; 	2	24.3727-0175.2 580175	L= 1.723
1.9 TDI 4motion	96	11/00→05/05		04/01→ 12/04; Scheibenbremse; 	2	24.3727-0175.2 580175	L= 1.723
1.9 TDI 4motion	110	05/00→05/05		10/00→ 12/04; Scheibenbremse; 	2	24.3727-0175.2 580175	L= 1.723
→							













	kw					! #		
VW - BORA I (1J2) 10/98→12/13								
 Seilzug, Feststellbremse								
2.3 V5	110	10/98→10/00			1J-YW238581→; Scheibenbremse; 	2	24.3727-0173.2 580173	L= 1.693
2.3 V5	125	10/00→05/05			1J-YW238581→; → 12/04; Scheibenbremse; 	2	24.3727-0173.2 580173	L= 1.693
2.3 V5 4motion	110	12/98→10/00			02/99→; Scheibenbremse; 	2	24.3727-0175.2 580175	L= 1.723
2.8 V6 4motion	150	03/99→05/05			05/99→ 12/04; Scheibenbremse; 	2	24.3727-0175.2 580175	L= 1.723
VW - BORA Variant (1J6) 05/99→05/05								
 Seilzug, Feststellbremse								
1.4 16V	55	09/01→05/05			→ 1J-YW238580; Scheibenbremse; 	2	24.3727-0149.2 580149	L= 1.688
1.6	74 - 75	05/99→05/05			1J-YW238581→; → 12/04; Scheibenbremse; 	2	24.3727-0173.2 580173	L= 1.693
2.0	85	05/99→05/05						
1.6 16V	77	02/00→05/05			→ 12/04; Scheibenbremse; 	2	24.3727-0173.2 580173	L= 1.693
1.6 FSI	81	01/02→05/05						
1.8 T	132	05/02→05/05						
1.9 TDI	74 - 110	09/00→05/05						
1.8 4motion	92	05/99→05/05			→ 12/04; Scheibenbremse; 	2	24.3727-0175.2 580175	L= 1.723
1.9 TDI 4motion	74 - 110	09/00→05/05						
2.0 4motion	85	04/00→05/05						
2.3 V5 4motion	125	10/00→05/05						
2.8 V6 4motion	150	05/99→05/05						
1.8 T	110	05/00→05/05			09/00→ 12/04; Scheibenbremse; 	2	24.3727-0173.2 580173	L= 1.693
1.9 TDI	66	07/04→05/05			→ 1J-YW238580; Scheibenbremse; 	2	24.3727-0149.2 580149	L= 1.688
1.9 TDI	81 - 85	05/99→06/01			→ 1J-YW238580; Scheibenbremse; 	2	24.3727-0149.2 580149	L= 1.688
					1J-YW238581→; Scheibenbremse; 	2	24.3727-0173.2 580173	L= 1.693
1.9 TDI	96	11/00→05/05			04/01→ 12/04; Scheibenbremse; 	2	24.3727-0173.2 580173	L= 1.693
1.9 TDI 4motion	85	05/99→06/01			Scheibenbremse; 	2	24.3727-0175.2 580175	L= 1.723
2.3 V5 4motion	110	05/99→10/00						
1.9 TDI 4motion	96	11/00→05/05			04/01→ 12/04; Scheibenbremse; 	2	24.3727-0175.2 580175	L= 1.723
2.0 4motion	88	12/99→05/03			04/00→; Scheibenbremse; 	2	24.3727-0175.2 580175	L= 1.723
2.3 V5	110	05/99→10/00			1J-YW238581→; Scheibenbremse; 	2	24.3727-0173.2 580173	L= 1.693
2.3 V5	125	10/00→05/05			1J-YW238581→; → 12/04; Scheibenbremse; 	2	24.3727-0173.2 580173	L= 1.693
VW - CADDY II Großraumlimousine (9K9B) 11/95→12/04								
 Radbremszylinder								
1.4	44	11/95→06/03	➔			2	24.3220-0909.3 020210	ALU
1.4 16V	55	08/00→01/04						
1.6	55	11/95→09/00						
1.7 SDI	42	07/96→09/00						
1.9 D	47	11/95→01/04						
1.9 SDI	47	11/95→01/04						
1.9 TDI	66	10/96→01/04						
Zubehörsatz, Bremsbacken								
1.4	44	11/95→06/03			9K-Y-500748→; 		03.0137-9149.2 669149	
1.4 16V	55	08/00→01/04	➔		→ 9K-Y-500747		03.0137-9164.2 669164	
1.6	55	11/95→09/00						
1.7 SDI	42	07/96→09/00						
1.9 D	47	11/95→01/04						
1.9 SDI	47	11/95→01/04						
1.9 TDI	66	10/96→01/04						
 Bremstrommel								
1.4	44	11/95→06/03	➔		→ 9K-Y-500747; - ABS		24.0223-0015.1 480073	Ø 275 x 51 / 231 - RLG
1.4 16V	55	08/00→01/04	➔		→ 9K-Y-500747; + ABS		24.0223-0019.1 480176	Ø 275 x 50,5 / 231 - RLG / + ABS Ring
1.6	55	11/95→09/00						
1.7 SDI	42	07/96→09/00						
1.9 D	47	11/95→01/04	➔		9K-Y-500748→		24.0223-0020.1 480177	Ø 290 x 39,7 / 231,5
1.9 SDI	47	11/95→01/04						
1.9 TDI	66	10/96→01/04						
 Bremsbackensatz								
1.4	44	11/95→06/03	➔		→ 9K-Y-500747		03.0137-0264.2 650264	Ø 230 x 40 + HEB
1.4 16V	55	08/00→01/04					03.0520-6120.3 696120	VW Ø 230 x 40 + RZ / + Zub TopKit
1.6	55	11/95→09/00						
1.7 SDI	42	07/96→09/00						
1.9 D	47	11/95→01/04	➔		9K-Y-500748→		03.0137-0357.2 650357	Ø 230 x 32 + HEB
1.9 SDI	47	11/95→01/04					03.0520-6920.3 696920	Ø 230 x 32 + RZ / + Zub TopKit
1.9 TDI	66	10/96→01/04						
➔								
















	kw					! #		
VW - CADDY II Großraumlimousine (9K9B) 11/95→12/04								
 Seilzug, Feststellbremse								
1.4 1.4 16V 1.6 1.7 SDI 1.9 D 1.9 SDI 1.9 TDI	44 55 55 42 47 47 66	11/95→06/03 08/00→01/04 11/95→09/00 07/96→09/00 11/95→01/04 11/95→01/04 10/96→01/04		Trommelbremse; ↓		2	24.3727-2700.2 582700	L= 1.671
VW - CADDY II Kasten/Großraumlimousine (9K9A) 11/95→01/04								
 Radbremsszylinder								
1.4 1.7 SDI 1.9 D 1.9 SDI 1.9 TDI 60 1.4 75 1.6	55 42 47 47 66 44 55	08/00→01/04 07/96→09/00 11/95→01/04 11/95→01/04 09/96→01/04 11/95→01/04 11/95→09/00	→				24.3220-0909.3 020210	ALU
Zubehörsatz, Bremsbacken								
1.4 1.7 SDI 1.9 D 1.9 SDI 1.9 TDI 60 1.4 75 1.6	55 42 47 47 66 44 55	08/00→01/04 07/96→09/00 11/95→01/04 11/95→01/04 09/96→01/04 11/95→01/04 11/95→09/00	→	9K-Y-500748→; ↓ → 9K-Y-500747			03.0137-9149.2 669149 03.0137-9164.2 669164	
 Bremstrommel								
1.4 1.7 SDI 1.9 D 1.9 SDI 1.9 TDI 60 1.4 75 1.6	55 42 47 47 66 44 55	08/00→01/04 07/96→09/00 11/95→01/04 11/95→01/04 09/96→01/04 11/95→01/04 11/95→09/00	→	→ 9K-Y-500747; - ABS → 9K-Y-500747; + ABS 9K-Y-500748→			24.0223-0015.1 480073 24.0223-0019.1 480176 24.0223-0020.1 480177	Ø 275 x 51 / 231 - RLG Ø 275 x 50,5 / 231 - RLG / + ABS Ring Ø 290 x 39,7 / 231,5
 Bremsbackensatz								
1.4 1.7 SDI 1.9 D 1.9 SDI 1.9 TDI 60 1.4 75 1.6	55 42 47 47 66 44 55	08/00→01/04 07/96→09/00 11/95→01/04 11/95→01/04 09/96→01/04 11/95→01/04 11/95→09/00	→	→ 9K-Y-500747 9K-Y-500748→			03.0137-0264.2 650264 03.0520-6120.3 696120 03.0137-0357.2 650357 03.0520-6920.3 696920	Ø 230 x 40 + HEB VW Ø 230 x 40 + RZ / + Zub TopKit Ø 230 x 32 + HEB Ø 230 x 32 + RZ / + Zub TopKit
 Seilzug, Feststellbremse								
1.4 1.7 SDI 1.9 D 1.9 SDI 1.9 TDI 60 1.4 75 1.6	55 42 47 47 66 44 55	08/00→01/04 07/96→09/00 11/95→01/04 11/95→01/04 09/96→01/04 11/95→01/04 11/95→09/00		Trommelbremse; ↓		2	24.3727-2700.2 582700	L= 1.671
VW - CADDY II Pick-up (9U7) 06/96→12/00								
 Radbremsszylinder								
1.6 1.9 D	55 47	06/96→12/00 06/96→12/00	→	10/97→; + ABS 10/97→; - ABS		2	24.3219-1721.3 020422 24.3222-1712.3 020424	GG GG
Zubehörsatz, Bremsbacken								
1.6 1.9 D	55 47	06/96→12/00 06/96→12/00	→	10/97→			03.0137-9168.2 669168	VW
 Bremstrommel								
1.6 1.9 D	55 47	06/96→12/00 06/96→12/00	→	10/97→			24.0220-0018.1 480019 24.0220-0718.2 480209	Ø 240 x 50 / 201 - RLG / - ABS Ring Ø 240 x 50 / 201 + RLG / - ABS Ring
 Bremsbackensatz								
1.6 1.9 D	55 47	06/96→12/00 06/96→12/00	→	10/97→ 10/97→; + ABS 10/97→; - ABS			03.0137-0268.2 650268 03.0520-5319.3 695319 03.0520-7022.3 697022	VW Ø 200 x 40 + HEB Ø 200 x 40 + RZ / + Zub TopKit VW Ø 200 x 40 + RZ / + Zub TopKit
→								











	kw					! #		
VW - CADDY II Pick-up (9U7) 06/96→12/00								
 Seilzug, Feststellbremse								
1.6 1.9 D	55 47	06/96→12/00 06/96→12/00		10/97→; Trommelbremse; 	2	24.3727-2508.2	582508	L= 1.782
VW - CADDY III Großraumlimousine (2KB, 2KJ, 2CB, 2CJ) 03/04→05/15								
 Seilzug, Feststellbremse								
1.2 TSI	63 - 77	09/10→05/15		+PR 0E1; für Fahrzeuge mit verstärktem Fahrwerk; 	2	24.3727-0188.2	580188	L= 1.713
1.6 TDI	55 - 75	08/10→05/15		+PR 0E2; 	2	24.3727-0194.2	580194	L= 2.030
2.0 TDI	125	05/12→05/15						
1.4	55	03/04→05/06		→ 2K-8-075000; Scheibenbremse; 	2	24.3727-0188.2	580188	L= 1.713
1.9 D	48	10/05→06/09		2K-8-075001→; +PR 0E1; Scheibenbremse; 	2	24.3727-0188.2	580188	L= 1.713
				2K-8-075001→; +PR 0E2; 	2	24.3727-0194.2	580194	L= 2.030
1.4	59	05/06→08/10		11/09→; +PR 0E1; für Fahrzeuge mit verstärktem Fahrwerk; 	2	24.3727-0188.2	580188	L= 1.713
1.6	75	04/04→05/15						
1.9 TDI	55 - 77	04/04→08/10		2K-8-075001→; +PR 0E1; → 10/09; Scheibenbremse; 	2	24.3727-0188.2	580188	L= 1.713
2.0 EcoFuel	80	04/06→05/15						
2.0 SDI	51	03/04→08/10		→ 2K-8-075000; Scheibenbremse; 	2	24.3727-0188.2	580188	L= 1.713
2.0 TDI	103	09/07→08/10		2K-8-075001→; +PR 0E2; → 10/09; 	2	24.3727-0194.2	580194	L= 2.030
				11/09→; +PR 0E2; 	2	24.3727-0194.2	580194	L= 2.030
1.6 BiFuel	75	05/11→05/15		→ 2K-8-075000; Scheibenbremse; 	2	24.3727-0188.2	580188	L= 1.713
2.0 TDI 16V	103	11/10→05/15		+PR 0E1; für Fahrzeuge mit verstärktem Fahrwerk; 	2	24.3727-0188.2	580188	L= 1.713
				+PR 0E2; 	2	24.3727-0194.2	580194	L= 2.030
1.9 TDI 4motion	77	05/08→08/10		2K-8-075001→; +PR 0E1; → 10/09; Scheibenbremse; 	2	24.3727-0188.2	580188	L= 1.713
				→ 2K-8-075000; Scheibenbremse; 	2	24.3727-0188.2	580188	L= 1.713
				2K-8-075001→; +PR 0E2; → 10/09; 	2	24.3727-0194.2	580194	L= 2.030
2.0 TDI	81	08/10→05/15		10/10→; +PR 0E1; für Fahrzeuge mit verstärktem Fahrwerk; 	2	24.3727-0188.2	580188	L= 1.713
				10/10→; +PR 0E2; 	2	24.3727-0194.2	580194	L= 2.030
VW - CADDY III Kasten/Großraumlimousine (2KA, 2KH, 2CA, 2CH) 03/04→05/15								
 Seilzug, Feststellbremse								
1.2 TSI	63 - 77	09/10→05/15		+PR 0E1; für Fahrzeuge mit verstärktem Fahrwerk; 	2	24.3727-0188.2	580188	L= 1.713
1.6 TDI	55 - 75	08/10→05/15		+PR 0E2; 	2	24.3727-0194.2	580194	L= 2.030
2.0 TDI	125	05/12→05/15						
1.4	55	03/04→05/06		→ 2K-8-075000; Scheibenbremse; 	2	24.3727-0188.2	580188	L= 1.713
				2K-8-075001→; +PR 0E1; Scheibenbremse; 	2	24.3727-0188.2	580188	L= 1.713
				2K-8-075001→; +PR 0E2; 	2	24.3727-0194.2	580194	L= 2.030
1.4	59	05/06→08/10		11/09→; +PR 0E1; für Fahrzeuge mit verstärktem Fahrwerk; 	2	24.3727-0188.2	580188	L= 1.713
1.6	75	04/04→05/15						
1.9 TDI	55 - 77	04/04→08/10		2K-8-075001→; +PR 0E1; → 10/09; Scheibenbremse; 	2	24.3727-0188.2	580188	L= 1.713
2.0 EcoFuel	80	04/06→05/15						
2.0 SDI	51	03/04→08/10		→ 2K-8-075000; Scheibenbremse; 	2	24.3727-0188.2	580188	L= 1.713
2.0 TDI	103	09/07→08/10		2K-8-075001→; +PR 0E2; → 10/09; 	2	24.3727-0194.2	580194	L= 2.030
				11/09→; +PR 0E2; 	2	24.3727-0194.2	580194	L= 2.030
1.6 BiFuel	75	05/11→05/15		→ 2K-8-075000; Scheibenbremse; 	2	24.3727-0188.2	580188	L= 1.713
2.0 TDI	62	11/10→05/15						
2.0 TDI 16V	103	11/10→05/15		+PR 0E1; für Fahrzeuge mit verstärktem Fahrwerk; 	2	24.3727-0188.2	580188	L= 1.713
2.0 TDI 16V 4motion	103	11/10→05/15		+PR 0E2; 	2	24.3727-0194.2	580194	L= 2.030
1.9 TDI 4motion	77	11/08→08/10		2K-8-075001→; +PR 0E1; → 10/09; Scheibenbremse; 	2	24.3727-0188.2	580188	L= 1.713
				→ 2K-8-075000; Scheibenbremse; 	2	24.3727-0188.2	580188	L= 1.713
				2K-8-075001→; +PR 0E2; → 10/09; 	2	24.3727-0194.2	580194	L= 2.030
2.0 TDI	81	08/10→05/15		10/10→; +PR 0E1; für Fahrzeuge mit verstärktem Fahrwerk; 	2	24.3727-0188.2	580188	L= 1.713
				10/10→; +PR 0E2; 	2	24.3727-0194.2	580194	L= 2.030
VW - CADDY Kasten/Großraumlimousine (6K9, 9E7, 9E9) 09/02→12/09								
 Seilzug, Feststellbremse								
1.9 D	47	02/98→06/09		→ 2K-8-075000; Scheibenbremse; 	2	24.3727-0188.2	580188	L= 1.713
				2K-8-075001→; +PR 0E1; Scheibenbremse; 	2	24.3727-0188.2	580188	L= 1.713

































	kW					! #		
VW - CADDY Kasten/Großraumlimousine (6K9, 9E7, 9E9) 09/02→12/09								
 Seilzug, Feststellbremse								
1.9 D	47	02/98→06/09			2K-8-075001→; +PR 0E2; 	2	24.3727-0194.2 580194	L= 2.030
VW - CALIFORNIA T5 Camper (7EC, 7EF, 7EG, 7HF) 04/03→08/15								
 Bremsbackensatz, Feststellbremse								
1.9 TDI	63 - 77	05/07→11/09	➔				03.0137-0419.2 650419	Ø 185 x 30
2.0 TDI	62 - 132	09/09→08/15						
2.0 TDI 4motion	100 - 132	10/09→08/15						
2.5 TDi	120	05/07→11/09						
2.5 TDI	96 - 128	05/07→11/09						
2.5 TDI 4motion	96 - 128	05/07→11/09						
Zubehörsatz, Feststellbremsbacken								
1.9 TDI	63 - 77	05/07→11/09					03.0137-9700.2 669700	
2.0 TDI	62 - 132	09/09→08/15	➔				03.0137-9702.2 669702	
2.0 TDI 4motion	100 - 132	10/09→08/15					03.0137-9288.2 669288	
2.5 TDi	120	05/07→11/09						
2.5 TDI	96 - 128	05/07→11/09						
2.5 TDI 4motion	96 - 128	05/07→11/09						
 Seilzug, Feststellbremse								
1.9 TDI	63 - 77	05/07→11/09			+PR 0E1 / 0E2 / OWL / 0WN / 0WM / 0WP / 0WQ; Scheibenbremse; 	2	24.3727-0184.2 580184	L= 1.303
2.0 TDI	62 - 132	09/09→08/15			7H-7-000001→; +PR 0WR / 0E2; 	2	24.3727-3408.2 583408	L= 1.936
2.5 TDi	120	05/07→11/09			7H-7-000001→; +PR 0WR / 0E1; 	2	24.3727-3409.2 583409	L= 1.570
2.5 TDI	96 - 128	05/07→11/09			7H-7-000001→; +PR 0WR; 	2	24.3727-3413.2 583413	L= 1.223
2.0 TDI	84 - 110	05/11→08/15			Scheibenbremse; +PR G0C / G0K / G1C; 	2	24.3727-0184.2 580184	L= 1.303
2.0 TSI	110 - 150	05/11→08/15						
2.0 TSI 4motion	150	07/11→08/15						
2.0 TDI 4motion	100 - 132	10/09→08/15			7H-A-200001→; Scheibenbremse; +PR G0C / G0K / G1C; 	2	24.3727-0184.2 580184	L= 1.303
2.5 TDI 4motion	96 - 128	05/07→11/09			7H-7-000001→; +PR 0WR / 0E2; 	2	24.3727-3408.2 583408	L= 1.936
					7H-7-000001→; +PR 0WR / 0E1; 	2	24.3727-3409.2 583409	L= 1.570
					7H-7-000001→; +PR 0WR; 	2	24.3727-3413.2 583413	L= 1.223
VW - CALIFORNIA T6 Camper (SGC, SGG, SHC) 04/15→								
 Seilzug, Feststellbremse								
2.0 TDI	62 - 150	04/15→			+PR G0C / G0K / G1C; Scheibenbremse; 	2	24.3727-0184.2 580184	L= 1.303
2.0 TDI 4motion	103 - 150	06/15→						
2.0 TSI	110 - 150	04/15→07/19						
2.0 TSI 4motion	150	06/15→07/19						
VW - CRAFTER 30-35 Bus (2E_) 04/06→12/16								
 Bremsbackensatz, Feststellbremse								
2.0 TDI	80 - 100	05/11→12/16	➔		07/11→; +PR 0WC / 0WL		03.0137-4003.2 654003	Ø 180 x 25 + Zub
			➔		07/11→; +PR 0WF		03.0137-4008.2 654008	Ø 172 x 42 - HEB / + Zub
2.0 TDI	84 - 120	07/11→12/16	➔		+PR 0WC / 0WL		03.0137-4003.2 654003	Ø 180 x 25 + Zub
2.0 TDI 4motion	120	11/11→12/16	➔		+PR 0WF		03.0137-4008.2 654008	Ø 172 x 42 - HEB / + Zub
2.5 TDI	65 - 120	04/06→05/13						
Zubehörsatz, Feststellbremsbacken								
2.0 TDI	80 - 100	05/11→12/16			07/11→; +PR 0WC / 0WL		03.0137-9700.2 669700	
			➔		07/11→; +PR 0WC / 0WL		03.0137-9704.2 669704	
2.0 TDI	84 - 120	07/11→12/16			+PR 0WC / 0WL		03.0137-9700.2 669700	
2.0 TDI 4motion	120	11/11→12/16	➔		+PR 0WC / 0WL		03.0137-9704.2 669704	
2.5 TDI	65 - 120	04/06→05/13						



























	kW					! #		
VW - CRAFTER 30-50 Kasten (2E_) 04/06→12/16								
 Bremsbackensatz, Feststellbremse								
2.0 TDI	80 - 100	05/11→12/16	➔	07/11→; +PR 0WC / OWL		03.0137-4003.2 654003		Ø 180 x 25 + Zub
			➔	07/11→; +PR 0WF		03.0137-4008.2 654008		Ø 172 x 42 - HEB / + Zub
2.0 TDI	84 - 120	07/11→12/16	➔	+PR 0WC / OWL		03.0137-4003.2 654003		Ø 180 x 25 + Zub
2.0 TDI 4motion 2.5 TDI	120 120	07/11→12/16 65 - 04/06→05/13	➔	+PR 0WF		03.0137-4008.2 654008		Ø 172 x 42 - HEB / + Zub
Zubehörsatz, Feststellbremsbacken								
2.0 TDI	80 - 100	05/11→12/16	➔	07/11→; +PR 0WC / OWL		03.0137-9700.2 669700		
			➔	07/11→; +PR 0WC / OWL		03.0137-9704.2 669704		
2.0 TDI	84 - 120	07/11→12/16	➔	+PR 0WC / OWL		03.0137-9700.2 669700		
2.0 TDI 4motion 2.5 TDI	120 120	07/11→12/16 65 - 04/06→05/13	➔	+PR 0WC / OWL		03.0137-9704.2 669704		
VW - CRAFTER 30-50 Pritsche/Fahrgestell (2F_) 04/06→12/16								
 Bremsbackensatz, Feststellbremse								
2.0 TDI	80 - 100	05/11→12/16	➔	07/11→; +PR 0WC / OWL		03.0137-4003.2 654003		Ø 180 x 25 + Zub
			➔	07/11→; +PR 0WF		03.0137-4008.2 654008		Ø 172 x 42 - HEB / + Zub
2.0 TDI	84 - 120	07/11→12/16	➔	+PR 0WC / OWL		03.0137-4003.2 654003		Ø 180 x 25 + Zub
2.0 TDI 4motion 2.5 TDI	120 120	11/11→12/16 65 - 04/06→05/13	➔	+PR 0WF		03.0137-4008.2 654008		Ø 172 x 42 - HEB / + Zub
Zubehörsatz, Feststellbremsbacken								
2.0 TDI	80 - 100	05/11→12/16	➔	07/11→; +PR 0WC / OWL		03.0137-9700.2 669700		
			➔	07/11→; +PR 0WC / OWL		03.0137-9704.2 669704		
2.0 TDI	84 - 120	07/11→12/16	➔	+PR 0WC / OWL		03.0137-9700.2 669700		
2.0 TDI 4motion 2.5 TDI	120 120	11/11→12/16 65 - 04/06→05/13	➔	+PR 0WC / OWL		03.0137-9704.2 669704		
VW - EOS (1F7, 1F8) 03/06→08/15								
 Seilzug, Feststellbremse								
1.4 TSI	90 - 118	11/07→08/15		↓	2	24.3727-0195.2 580195		L= 1.447
1.6 FSI	85	06/06→05/08						
2.0 FSI	110	03/06→05/08						
2.0 TDI	100 - 103	06/06→08/15						
2.0 TDI 16V	103	05/08→08/15						
2.0 TFSI	147	03/06→08/15						
2.0 TSI	155	11/09→08/15						
3.2 V6	184	06/06→05/09						
3.6 V6	191	05/09→11/10						
VW - FOX Schrägheck (5Z1, 5Z3, 5Z4) 08/03→10/15								
 Radbremszylinder								
1.2	40	04/05→07/11	➔		2	24.3217-0908.3 020167		ALU
1.4	55	04/05→12/09						
1.4 TDI	51	04/05→12/09						
1.2	44	09/10→12/11	➔	→ 08/11	2	24.3217-0908.3 020167		ALU
1.6	74	10/03→08/14						
1.6 Total Flex	74	10/03→08/14						
Zubehörsatz, Bremsbacken								
1.2	40	04/05→07/11	➔			03.0137-9168.2 669168		VW
1.4	55	04/05→12/09						
1.4 TDI	51	04/05→12/09						
1.2	44	09/10→12/11	➔	→ 08/11		03.0137-9168.2 669168		VW
1.6	74	10/03→08/14						
1.6 Total Flex	74	10/03→08/14						
 Bremstrommel								
1.2	40	04/05→07/11	➔			24.0220-0037.1 480161		Ø 240 x 50,1 / 201,5
1.4	55	04/05→12/09						
1.4 TDI	51	04/05→12/09						
1.2	44	09/10→12/11	➔	→ 08/11		24.0220-0037.1 480161		Ø 240 x 50,1 / 201,5
1.6	74	10/03→08/14						
→								













	kw					! #		
VW - FOX Schrägheck (5Z1, 5Z3, 5Z4) 08/03→10/15								
 Bremstrommel								
1.6 Total Flex	74	10/03→08/14	➔	→ 08/11		24.0220-0037.1	480161	Ø 240 x 50,1 / 201,5
 Bremsbackensatz								
1.2	40	04/05→07/11	➔			03.0137-0268.2	650268	VW Ø 200 x 40 + HEB
1.4	55	04/05→12/09				03.0520-4817.3	694817	Ø 200 x 40 + RZ / + Zub TopKit
1.4 TDI	51	04/05→12/09						
1.2	44	09/10→12/11	➔	→ 08/11		03.0137-0268.2	650268	VW Ø 200 x 40 + HEB
1.6	74	10/03→08/14				03.0520-4817.3	694817	Ø 200 x 40 + RZ / + Zub TopKit
1.6 Total Flex	74	10/03→08/14						
 Seilzug, Feststellbremse								
1.2	40	04/05→07/11		+PR 1BA; Trommelbremse; ↓	2	24.3727-0199.2	580199	L= 1.580
1.4	55	04/05→12/09						
1.4 TDI	51	04/05→12/09						
1.2	44	09/10→12/11		→ 08/11; +PR 1BA; Trommelbremse; ↓	2	24.3727-0199.2	580199	L= 1.580
1.6	74	10/03→08/14						
1.6 Total Flex	74	10/03→08/14						
VW - FOX Van (5Z1) 09/10→12/11								
 Radbremszylinder								
1.2	44	09/10→12/11	➔	→ 08/11		24.3217-0908.3	020167	ALU
Zubehörsatz, Bremsbacken								
1.2	44	09/10→12/11	➔	→ 08/11		03.0137-9168.2	669168	VW
 Bremstrommel								
1.2	44	09/10→12/11	➔	→ 08/11		24.0220-0037.1	480161	Ø 240 x 50,1 / 201,5
 Bremsbackensatz								
1.2	44	09/10→12/11	➔	→ 08/11		03.0137-0268.2	650268	VW Ø 200 x 40 + HEB
						03.0520-4817.3	694817	Ø 200 x 40 + RZ / + Zub TopKit
 Seilzug, Feststellbremse								
1.2	44	09/10→12/11		→ 08/11; +PR 1BA; Trommelbremse; ↓	2	24.3727-0199.2	580199	L= 1.580
VW - GOLF III (1H1) 10/89→07/98								
 Radbremszylinder								
1.4	40	11/91→08/97	➔		2	03.3215-2311.3	020018	GG
1.9 TD	55	11/91→08/97				24.3215-0903.3	020154	ALU
GTD	55	11/91→08/97						
1.4	44	10/91→08/97	➔	11/91→	2	03.3215-2311.3	020018	GG
						24.3215-0903.3	020154	ALU
1.6	55	09/92→08/97	➔		2	03.3217-2112.3	020027	GG
1.9 SDI	47	07/95→08/97				24.3217-0908.3	020167	ALU
1.6	74	07/95→08/97	➔	Automatikgetriebe	2	03.3217-2112.3	020027	GG
						24.3217-0908.3	020167	ALU
			➔	→ 1H-S-246940; Schaltgetriebe	2	03.3217-2112.3	020027	GG
						24.3217-0908.3	020167	ALU
			➔	1H-S-246941→; Schaltgetriebe	2	24.3219-0909.3	020188	ALU
1.8	55 - 66	11/91→08/97	➔	→ 1H-S-246940; Automatikgetriebe	2	03.3215-2311.3	020018	GG
						24.3215-0903.3	020154	ALU
			➔	1H-S-246941→; Automatikgetriebe	2	03.3217-2112.3	020027	GG
						24.3217-0908.3	020167	ALU
			➔	→ 1H-S-246940; Schaltgetriebe	2	03.3217-2112.3	020027	GG
						24.3217-0908.3	020167	ALU
			➔	1H-S-246941→; Schaltgetriebe	2	24.3219-0909.3	020188	ALU
1.8 Syncro	66	01/93→08/97	➔	→ 1H-S-400000	2	24.3220-0909.3	020210	ALU
						24.3222-0913.3	020255	ALU
			➔	1H-S-400001→	2			
1.9 D	47	11/91→08/97	➔	08/93→; → 1H-S-246940	2	03.3215-2311.3	020018	GG
						24.3215-0903.3	020154	ALU
			➔		2	03.3217-2112.3	020027	GG
						24.3217-0908.3	020167	ALU
			➔	1H-S-246941→; → 07/95	2	03.3217-2112.3	020027	GG
						24.3217-0908.3	020167	ALU
1.9 TDI	66	08/93→08/97	➔	10/93→	2	03.3217-2112.3	020027	GG
→								














	kw			 	! #		
VW - GOLF III (1H1) 10/89→07/98							
 Radbremszylinder							
1.9 TDI	66	08/93→08/97	➡	10/93→		24.3217-0908.3 020167	ALU
1.9 TDI Syncro 2.0 Syncro	66 85	08/95→08/97 08/95→08/97	➡		2	24.3222-0913.3 020255	ALU
Zubehörsatz, Bremsbacken							
1.4 1.6 1.8 1.9 SDI 1.9 TD GTD	40 55 55 - 66 47 55 55	11/91→08/97 09/92→08/97 11/91→08/97 07/95→08/97 11/91→08/97 11/91→08/97	➡			03.0137-9168.2 669168	VW
1.4	44	10/91→08/97	➡	11/91→		03.0137-9168.2 669168	VW
1.8 Syncro 1.9 TDI Syncro 2.0 Syncro	66 66 85	01/93→08/97 08/95→08/97 08/95→08/97	➡			03.0137-9044.2 669044	
1.9 D	47	11/91→08/97	➡			03.0137-9168.2 669168	VW
			➡	08/93→ 07/95		03.0137-9168.2 669168	VW
1.9 TDI	66	08/93→08/97	➡	10/93→		03.0137-9168.2 669168	VW
 Bremstrommel							
1.4 1.6 1.8 1.9 SDI 1.9 TD GTD	40 55 55 - 66 47 55 55	11/91→08/97 09/92→08/97 11/91→08/97 07/95→08/97 11/91→08/97 11/91→08/97	➡			24.0220-0018.1 480019 24.0220-0718.2 480209	Ø 240 x 50 / 201 - RLG / - ABS Ring Ø 240 x 50 / 201 + RLG / - ABS Ring
1.4	44	10/91→08/97	➡	11/91→		24.0220-0018.1 480019 24.0220-0718.2 480209	Ø 240 x 50 / 201 - RLG / - ABS Ring Ø 240 x 50 / 201 + RLG / - ABS Ring
1.8 Syncro 1.9 TDI Syncro 2.0 Syncro	66 66 85	01/93→08/97 08/95→08/97 08/95→08/97	➡			24.0223-0017.1 480135	Ø 270 x 48,5 / 231,5
1.9 D	47	11/91→08/97	➡			24.0220-0018.1 480019 24.0220-0718.2 480209	Ø 240 x 50 / 201 - RLG / - ABS Ring Ø 240 x 50 / 201 + RLG / - ABS Ring
			➡	08/93→ 07/95		24.0220-0018.1 480019 24.0220-0718.2 480209	Ø 240 x 50 / 201 - RLG / - ABS Ring Ø 240 x 50 / 201 + RLG / - ABS Ring
1.9 TDI	66	08/93→08/97	➡	10/93→		24.0220-0018.1 480019 24.0220-0718.2 480209	Ø 240 x 50 / 201 - RLG / - ABS Ring Ø 240 x 50 / 201 + RLG / - ABS Ring
 Bremsbackensatz							
1.4 1.9 TD GTD	40 55 55	11/91→08/97 11/91→08/97 11/91→08/97	➡			03.0137-0268.2 650268 03.0520-0415.3 690415	VW Ø 200 x 40 + HEB VW Ø 200 x 40 + RZ / + Zub TopKit
1.4	44	10/91→08/97	➡	11/91→		03.0137-0268.2 650268 03.0520-0415.3 690415	VW Ø 200 x 40 + HEB VW Ø 200 x 40 + RZ / + Zub TopKit
1.6 1.9 SDI	55 47	09/92→08/97 07/95→08/97	➡			03.0137-0268.2 650268 03.0420-1517.3 681517 03.0520-1517.3 691517	VW Ø 200 x 40 + HEB VW Ø 200 x 40 + RZ / + Zub Kit VW Ø 200 x 40 + RZ / + Zub TopKit
1.6	74	07/95→08/97	➡	→ 1H-S-246940; Schaltgetriebe		03.0420-1517.3 681517 03.0520-1517.3 691517	VW Ø 200 x 40 + RZ / + Zub Kit VW Ø 200 x 40 + RZ / + Zub TopKit
			➡	Automatikgetriebe		03.0420-1517.3 681517 03.0520-1517.3 691517	VW Ø 200 x 40 + RZ / + Zub Kit VW Ø 200 x 40 + RZ / + Zub TopKit
			➡	1H-S-246941→; Schaltgetriebe		03.0420-4219.3 684219 03.0520-4219.3 694219	VW Ø 200 x 40 + RZ / + Zub Kit VW Ø 200 x 40 + RZ / + Zub TopKit
1.8 →	55 - 66	11/91→08/97	➡	→ 1H-S-246940; Schaltgetriebe		03.0137-0268.2 650268 03.0420-1517.3 681517	VW Ø 200 x 40 + HEB VW Ø 200 x 40 + RZ / + Zub Kit























	kw			 	! #		
VW - GOLF III (1H1) 10/89→07/98							
Bremsbackensatz							
1.8	55 - 66	11/91→08/97	➔	→ 1H-S-246940; Schaltgetriebe		03.0520-1517.3 691517	VW Ø 200 x 40 + RZ / + Zub TopKit
			➔	1H-S-246941→; Automatikgetriebe		03.0420-1517.3 681517 03.0520-1517.3 691517	VW Ø 200 x 40 + RZ / + Zub Kit VW Ø 200 x 40 + RZ / + Zub TopKit
			➔	1H-S-246941→; Schaltgetriebe		03.0420-4219.3 684219 03.0520-4219.3 694219	VW Ø 200 x 40 + RZ / + Zub Kit VW Ø 200 x 40 + RZ / + Zub TopKit
			➔	→ 1H-S-246940; Automatikgetriebe		03.0520-0415.3 690415	VW Ø 200 x 40 + RZ / + Zub TopKit
1.8 Syncro 1.9 TDI Syncro 2.0 Syncro	66 66 85	01/93→08/97 08/95→08/97 08/95→08/97	➔			03.0137-0264.2 650264	Ø 230 x 40 + HEB
1.9 D	47	11/91→08/97	➔			03.0137-0268.2 650268 03.0420-1517.3 681517 03.0520-1517.3 691517	VW Ø 200 x 40 + HEB VW Ø 200 x 40 + RZ / + Zub Kit VW Ø 200 x 40 + RZ / + Zub TopKit
			➔	08/93→ 07/95		03.0137-0268.2 650268	VW Ø 200 x 40 + HEB
			➔	1H-S-246941→; → 07/95		03.0420-1517.3 681517 03.0520-1517.3 691517	VW Ø 200 x 40 + RZ / + Zub Kit VW Ø 200 x 40 + RZ / + Zub TopKit
			➔	08/93→; → 1H-S-246940		03.0520-0415.3 690415	VW Ø 200 x 40 + RZ / + Zub TopKit
1.9 TDI	66	08/93→08/97	➔	10/93→		03.0137-0268.2 650268 03.0420-1517.3 681517 03.0520-1517.3 691517	VW Ø 200 x 40 + HEB VW Ø 200 x 40 + RZ / + Zub Kit VW Ø 200 x 40 + RZ / + Zub TopKit
Seilzug, Feststellbremse							
1.4 1.9 TD GTD	40 55 55	11/91→08/97 11/91→08/97 11/91→08/97		→ 1H-S-037799; Trommelbremse; 	2	24.3727-0135.2 580135	L= 1.500
				1H-S-037800→; Trommelbremse; 	2	24.3727-0160.2 580160	L= 1.498
1.4	44	10/91→08/97		11/91→; → 1H-S-037799; Trommelbremse; 	2	24.3727-0135.2 580135	L= 1.500
				1H-S-037800→; Trommelbremse; 	2	24.3727-0160.2 580160	L= 1.498
1.6	55	09/92→08/97		→ 1H-S-037799; Trommelbremse; nicht für Ausstattungsvariante: GT; 	2	24.3727-0135.2 580135	L= 1.500
				1H-S-037800→; Trommelbremse; nicht für Ausstattungsvariante: GT; 	2	24.3727-0160.2 580160	L= 1.498
1.6	74	07/95→08/97		→ 1H-S-037799; Trommelbremse; nicht für Ausstattungsvariante: GT; 	2	24.3727-0135.2 580135	L= 1.500
				Scheibenbremse; 	2	24.3727-0156.2 580156	L= 1.616
				1H-S-037800→; Trommelbremse; nicht für Ausstattungsvariante: GT; 	2	24.3727-0160.2 580160	L= 1.498
1.8	55 - 66	11/91→08/97		→ 1H-S-037799; Scheibenbremse; 	2	24.3727-0134.2 580134	L= 1.613
				→ 1H-S-037799; Trommelbremse; nicht für Ausstattungsvariante: GT; 	2	24.3727-0135.2 580135	L= 1.500
				1H-S-037800→; Scheibenbremse; 	2	24.3727-0156.2 580156	L= 1.616
				1H-S-037800→; Trommelbremse; nicht für Ausstattungsvariante: GT; 	2	24.3727-0160.2 580160	L= 1.498
1.9 D	47	11/91→08/97		→ 1H-S-037799; Trommelbremse; 	2	24.3727-0135.2 580135	L= 1.500
				08/93→; → 1H-S-037799; Trommelbremse; 	2	24.3727-0135.2 580135	L= 1.500
				1H-S-037800→; Trommelbremse; 	2	24.3727-0160.2 580160	L= 1.498
				1H-S-037800→; → 07/95; Trommelbremse; 	2	24.3727-0160.2 580160	L= 1.498
1.9 SDI	47	07/95→08/97		Trommelbremse; 	2	24.3727-0160.2 580160	L= 1.498
1.9 TDI	66	08/93→08/97		10/93→; → 1H-S-037799; Trommelbremse; 	2	24.3727-0135.2 580135	L= 1.500
				1H-S-037800→; Trommelbremse; 	2	24.3727-0160.2 580160	L= 1.498
1.9 TDI	81	04/96→08/97		Scheibenbremse; 	2	24.3727-0156.2 580156	L= 1.616
2.0 2.0 GTI 16V 2.8 VR6	85 110 128	11/91→08/97 08/92→08/97 01/92→08/97		→ 1H-S-037799; Scheibenbremse; 	2	24.3727-0134.2 580134	L= 1.613
				1H-S-037800→; Scheibenbremse; 	2	24.3727-0156.2 580156	L= 1.616
2.0 GL 2.8 VR6	79 120	08/95→09/97 08/95→09/97		→ 1H-S-037799; Scheibenbremse; 	2	24.3727-0134.2 580134	L= 1.613
				1H-S-037800→; → 08/97; Scheibenbremse; 	2	24.3727-0156.2 580156	L= 1.616































	kw					! #		
VW - GOLF III Cabriolet (1E7) 07/93→05/98								
 Radbremszylinder								
1.6	74	10/94→02/98	➡	→ 1E-SK016363	2	03.3217-2112.3	020027	GG
			➡	→ 1E-SK016364→	2	24.3217-0908.3	020167	ALU
1.8	55 - 66	07/93→05/98	➡	09/93→; → 1E-SK016363	2	03.3217-2112.3	020027	GG
2.0	85	07/93→05/98	➡	1E-SK016364→; → 03/98	2	24.3217-0908.3	020167	ALU
1.9 TDI	66	08/95→05/98	➡	→ 1E-SK016363	2	03.3217-2112.3	020027	GG
			➡	1E-SK016364→; → 03/98	2	24.3217-0908.3	020167	ALU
			➡	1E-SK016364→; → 03/98	2	24.3219-0909.3	020188	ALU
Zubehörsatz, Bremsbacken								
1.6	74	10/94→02/98	➡			03.0137-9168.2	669168	VW
1.8	55 - 66	07/93→05/98	➡	09/93→ 03/98		03.0137-9168.2	669168	VW
2.0	85	07/93→05/98	➡					
1.9 TDI	66	08/95→05/98	➡	→ 03/98		03.0137-9168.2	669168	VW
 Bremstrommel								
1.6	74	10/94→02/98	➡			24.0220-0018.1	480019	Ø 240 x 50 / 201 - RLG / - ABS Ring
						24.0220-0718.2	480209	Ø 240 x 50 / 201 + RLG / - ABS Ring
1.8	55 - 66	07/93→05/98	➡	09/93→ 03/98		24.0220-0018.1	480019	Ø 240 x 50 / 201 - RLG / - ABS Ring
2.0	85	07/93→05/98	➡			24.0220-0718.2	480209	Ø 240 x 50 / 201 + RLG / - ABS Ring
1.9 TDI	66	08/95→05/98	➡	→ 03/98		24.0220-0018.1	480019	Ø 240 x 50 / 201 - RLG / - ABS Ring
						24.0220-0718.2	480209	Ø 240 x 50 / 201 + RLG / - ABS Ring
 Bremsbackensatz								
1.6	74	10/94→02/98	➡			03.0137-0268.2	650268	VW Ø 200 x 40 + HEB
			➡	→ 1E-SK016363		03.0420-1517.3	681517	VW Ø 200 x 40 + RZ / + Zub Kit
						03.0520-1517.3	691517	VW Ø 200 x 40 + RZ / + Zub TopKit
			➡	1E-SK016364→		03.0420-4219.3	684219	VW Ø 200 x 40 + RZ / + Zub Kit
						03.0520-4219.3	694219	VW Ø 200 x 40 + RZ / + Zub TopKit
1.8	55 - 66	07/93→05/98	➡	09/93→ 03/98		03.0137-0268.2	650268	VW Ø 200 x 40 + HEB
2.0	85	07/93→05/98	➡	09/93→; → 1E-SK016363		03.0420-1517.3	681517	VW Ø 200 x 40 + RZ / + Zub Kit
						03.0520-1517.3	691517	VW Ø 200 x 40 + RZ / + Zub TopKit
			➡	1E-SK016364→; → 03/98		03.0420-4219.3	684219	VW Ø 200 x 40 + RZ / + Zub Kit
						03.0520-4219.3	694219	VW Ø 200 x 40 + RZ / + Zub TopKit
1.9 TDI	66	08/95→05/98	➡	→ 03/98		03.0137-0268.2	650268	VW Ø 200 x 40 + HEB
			➡	→ 1E-SK016363		03.0420-1517.3	681517	VW Ø 200 x 40 + RZ / + Zub Kit
						03.0520-1517.3	691517	VW Ø 200 x 40 + RZ / + Zub TopKit
			➡	1E-SK016364→; → 03/98		03.0420-4219.3	684219	VW Ø 200 x 40 + RZ / + Zub Kit
						03.0520-4219.3	694219	VW Ø 200 x 40 + RZ / + Zub TopKit
 Seilzug, Feststellbremse								
1.6	74	10/94→02/98		⬇	2	24.3727-0156.2	580156	L= 1.616
						24.3727-0160.2	580160	L= 1.498
1.8	55 - 66	07/93→05/98		09/93→; → 1E-S-005031; ⬇	2	24.3727-0135.2	580135	L= 1.500
2.0	85	07/93→05/98		04/98→; ⬇	2	24.3727-0156.2	580156	L= 1.616
				1E-S-005032→; → 03/98; ⬇	2	24.3727-0160.2	580160	L= 1.498
1.9 TDI	66	08/95→05/98		04/98→; ⬇	2	24.3727-0156.2	580156	L= 1.616
				→ 03/98; ⬇	2	24.3727-0160.2	580160	L= 1.498
1.9 TDI	81	07/96→05/98		09/96→; ⬇	2	24.3727-0156.2	580156	L= 1.616
















	kW			 	! #		
VW - GOLF III Van (1H1) 08/91→12/97							
 Seilzug, Feststellbremse							
1.8	66	08/91→12/97		11/91→; → 1H-S-037799; Trommelbremse; nicht für Ausstattungsvariante: GT; 	2	24.3727-0135.2 580135	L= 1.500
				1H-S-037800→; → 08/97; Trommelbremse; nicht für Ausstattungsvariante: GT; 	2	24.3727-0160.2 580160	L= 1.498
VW - GOLF III Variant (1H5) 07/93→04/99							
 Radbremszylinder							
1.4	40 - 44	07/93→04/99	→	→ 06/95	2	03.3217-2112.3 020027 24.3217-0908.3 020167	GG ALU
			→	07/95→	2	24.3219-0909.3 020188	ALU
1.6	74	07/94→04/99	→		2	24.3219-0909.3 020188	ALU
1.8	55 - 66	07/93→04/99	→				
1.9 D	47	07/93→04/99					
1.9 SDI	47	07/95→04/99					
1.9 TD	55	07/93→04/99					
1.9 TDI	66 - 81	03/94→04/99					
2.0	85	07/93→04/99					
1.8 Syncro	66	10/94→04/99	→		2	24.3222-0913.3 020255	ALU
1.9 TDI Syncro	66	07/95→04/99					
2.0 Syncro	85	08/95→04/99					
Zubehörsatz, Bremsbacken							
1.4	40 - 44	07/93→04/99	→			03.0137-9168.2 669168	VW
1.6	74	07/94→04/99					
1.8	55 - 66	07/93→04/99					
1.9 D	47	07/93→04/99					
1.9 SDI	47	07/95→04/99					
1.9 TD	55	07/93→04/99					
1.9 TDI	66 - 81	03/94→04/99					
2.0	85	07/93→04/99					
1.8 Syncro	66	10/94→04/99	→			03.0137-9044.2 669044	
1.9 TDI Syncro	66	07/95→04/99					
2.0 Syncro	85	08/95→04/99					
 Bremstrommel							
1.4	40 - 44	07/93→04/99	→			24.0220-0018.1 480019	Ø 240 x 50 / 201 - RLG / - ABS Ring
1.6	74	07/94→04/99				24.0220-0718.2 480209	Ø 240 x 50 / 201 + RLG / - ABS Ring
1.8	55 - 66	07/93→04/99					
1.9 D	47	07/93→04/99					
1.9 SDI	47	07/95→04/99					
1.9 TD	55	07/93→04/99					
1.9 TDI	66 - 81	03/94→04/99					
2.0	85	07/93→04/99					
1.8 Syncro	66	10/94→04/99	→			24.0223-0017.1 480135	Ø 270 x 48,5 / 231,5
1.9 TDI Syncro	66	07/95→04/99					
2.0 Syncro	85	08/95→04/99					
 Bremsbackensatz							
1.4	40 - 44	07/93→04/99	→			03.0137-0268.2 650268	VW Ø 200 x 40 + HEB
			→	→ 06/95		03.0420-1517.3 681517 03.0520-1517.3 691517	VW Ø 200 x 40 + RZ / + Zub Kit VW Ø 200 x 40 + RZ / + Zub TopKit
			→	07/95→		03.0420-4219.3 684219 03.0520-4219.3 694219	VW Ø 200 x 40 + RZ / + Zub Kit VW Ø 200 x 40 + RZ / + Zub TopKit
1.6	74	07/94→04/99	→			03.0137-0268.2 650268	VW Ø 200 x 40 + HEB
1.8	55 - 66	07/93→04/99				03.0420-4219.3 684219 03.0520-4219.3 694219	VW Ø 200 x 40 + RZ / + Zub Kit VW Ø 200 x 40 + RZ / + Zub TopKit
1.9 D	47	07/93→04/99					
1.9 SDI	47	07/95→04/99					
1.9 TD	55	07/93→04/99					
1.9 TDI	66 - 81	03/94→04/99					
2.0	85	07/93→04/99					
1.8 Syncro	66	10/94→04/99	→			03.0137-0264.2 650264	Ø 230 x 40 + HEB
1.9 TDI Syncro	66	07/95→04/99					
→							











	kw			 	! #		
VW - GOLF III Variant (1H5) 07/93→04/99							
 Bremsbackensatz							
2.0 Syncro	85	08/95→04/99	➔			03.0137-0264.2 650264	Ø 230 x 40 + HEB
 Seilzug, Feststellbremse							
1.4	40 - 44	07/93→04/99		→ 1H-SW037527; Trommelbremse; ⚠	2	24.3727-0135.2 580135	L= 1.500
1.6	74	07/94→04/99		1H-SW037528→; Trommelbremse; ⚠	2	24.3727-0160.2 580160	L= 1.498
1.8	55 - 66	07/93→04/99					
1.9 D	47	07/93→04/99					
1.9 TD	55	07/93→04/99					
1.9 TDI	66	03/94→04/99					
2.0	85	07/93→04/99					
1.9 SDI	47	07/95→04/99		Trommelbremse; ⚠	2	24.3727-0160.2 580160	L= 1.498
1.9 TDI	81	04/96→04/99					
VW - GOLF IV (1J1) 08/97→04/08							
 Seilzug, Feststellbremse							
1.4 16V	55	10/97→05/04		→ 1J-Y-238580; Scheibenbremse; ⚠	2	24.3727-0149.2 580149	L= 1.688
1.6	75	08/00→06/05					
1.6 16V	77	02/00→06/05		1J-Y-238581→; → 10/03; Scheibenbremse; ⚠	2	24.3727-0173.2 580173	L= 1.693
1.8 T GTI	132	08/01→06/05					
1.6	74	08/97→05/04		10/97→; → 1J-Y-238580; Scheibenbremse; ⚠	2	24.3727-0149.2 580149	L= 1.688
1.8	92	08/97→06/05					
1.9 SDI	50	08/97→06/05		1J-Y-238581→; → 10/03; Scheibenbremse; ⚠	2	24.3727-0173.2 580173	L= 1.693
1.9 TDI	81	08/97→05/04					
1.6	74	02/01→03/07		→ 1J-Y-238580; Scheibenbremse; ⚠	2	24.3727-0149.2 580149	L= 1.688
2.0 BiFuel	85	05/02→05/03		1J-Y-238581→; Scheibenbremse; ⚠	2	24.3727-0173.2 580173	L= 1.693
1.6 FSI	81	01/02→06/05		→ 10/03; Scheibenbremse; ⚠	2	24.3727-0173.2 580173	L= 1.693
2.3 V5	125	10/00→06/05					
1.8 4motion	92	05/98→06/05		07/98→ 10/03; Scheibenbremse; ⚠	2	24.3727-0175.2 580175	L= 1.723
1.8 T	110	08/97→06/05		10/97→; Scheibenbremse; ⚠	2	24.3727-0173.2 580173	L= 1.693
2.3 V5	110	08/97→10/00					
1.9 TDI	66	10/97→05/04		→ 1J-Y-238580; Scheibenbremse; ⚠	2	24.3727-0149.2 580149	L= 1.688
				1J-Y-238581→; → 06/01; Scheibenbremse; ⚠	2	24.3727-0173.2 580173	L= 1.693
1.9 TDI	74	09/00→06/05		Scheibenbremse; ⚠	2	24.3727-0173.2 580173	L= 1.693
1.9 TDI	85	12/98→06/01		05/99→; → 1J-Y-238580; Scheibenbremse; ⚠	2	24.3727-0149.2 580149	L= 1.688
				1J-Y-238581→; Scheibenbremse; ⚠	2	24.3727-0173.2 580173	L= 1.693
1.9 TDI	96	11/00→06/05		04/01→ 10/03; Scheibenbremse; ⚠	2	24.3727-0173.2 580173	L= 1.693
1.9 TDI	110	05/00→06/05		09/00→ 10/03; Scheibenbremse; ⚠	2	24.3727-0173.2 580173	L= 1.693
1.9 TDI 4motion	66 - 74	07/98→06/05		Scheibenbremse; ⚠	2	24.3727-0175.2 580175	L= 1.723
2.3 V5 4motion	110	12/98→10/00					
2.8 VR6	147	03/02→06/05					
1.9 TDI 4motion	85	09/99→06/01		11/99→; Scheibenbremse; ⚠	2	24.3727-0175.2 580175	L= 1.723
1.9 TDI 4motion	96	11/00→06/05		04/01→ 10/03; Scheibenbremse; ⚠	2	24.3727-0175.2 580175	L= 1.723
1.9 TDI 4motion	110	02/00→06/05		09/00→ 10/03; Scheibenbremse; ⚠	2	24.3727-0175.2 580175	L= 1.723
2.0	85	07/98→05/04		08/98→; → 1J-Y-238580; Scheibenbremse; ⚠	2	24.3727-0149.2 580149	L= 1.688
				1J-Y-238581→; → 10/03; Scheibenbremse; ⚠	2	24.3727-0173.2 580173	L= 1.693
2.0 4motion	85	10/00→06/05		→ 10/03; Scheibenbremse; ⚠	2	24.3727-0175.2 580175	L= 1.723
2.3 V5 4motion	125	10/00→06/05					
2.8 VR6 4motion	150	03/99→06/05					
3.2 R32 4motion	177	09/02→06/05					
VW - GOLF IV (9B3) 03/06→							
 Seilzug, Feststellbremse							
1.6	74	03/07→12/10		Scheibenbremse; ⚠	2	24.3727-0195.2 580195	L= 1.447
1.6 Total Flex	74 - 77	03/07→06/14					
1.8 GTI	132 - 142	01/07→12/10					
2.0	85	01/07→12/10					
VW - GOLF IV Cabriolet (1E7) 06/98→12/02							
 Radbremszylinder							
1.6	74	06/98→06/02	➔	→ 1E-SK016363	2	03.3217-2112.3 020027	GG
1.8	55 - 66	06/98→06/02				24.3217-0908.3 020167	ALU
1.9 TDI	66	06/98→06/02					
➔							

	kw					! #		
VW - GOLF IV Cabriolet (1E7) 06/98→12/02								
 Radbremszylinder								
2.0	85	06/98→06/02	➔	→ 1E-SK016363	2	03.3217-2112.3 020027 24.3217-0908.3 020167	GG ALU	
 Bremsbackensatz								
1.6 1.8 1.9 TDI 2.0	74 55 - 66 66 85	06/98→06/02 06/98→06/02 06/98→06/02 06/98→06/02	➔	→ 1E-SK016363		03.0420-1517.3 681517 03.0520-1517.3 691517	VW Ø 200 x 40 + RZ / + Zub Kit VW Ø 200 x 40 + RZ / + Zub TopKit	
 Seilzug, Feststellbremse								
1.6 1.9 TDI	74 66 - 81	06/98→06/02 06/98→06/02		→ 02/02; ⚠	2	24.3727-0156.2 580156	L= 1.616	
1.8 2.0	55 - 66 85	06/98→06/02 06/98→06/02		→ 1E-S-005031; ⚠ → 02/02; ⚠	2 2	24.3727-0135.2 580135 24.3727-0156.2 580156	L= 1.500 L= 1.616	
VW - GOLF IV Van (1J1) 10/97→05/04								
 Seilzug, Feststellbremse								
1.9 TDI	66	05/00→09/02		→ 1J-Y-238580; Scheibenbremse; ⚠	2	24.3727-0149.2 580149	L= 1.688	
				1J-Y-238581→; → 06/01; Scheibenbremse; ⚠	2	24.3727-0173.2 580173	L= 1.693	
1.9 TDI	96	04/01→05/04		→ 1J-Y-238580; Scheibenbremse; ⚠	2	24.3727-0149.2 580149	L= 1.688	
				1J-Y-238581→; → 06/01; Scheibenbremse; ⚠	2	24.3727-0173.2 580173	L= 1.693	
				→ 10/03; Scheibenbremse; ⚠	2	24.3727-0173.2 580173	L= 1.693	
1.9 TDI 4motion	85	01/00→04/01		Scheibenbremse; ⚠	2	24.3727-0175.2 580175	L= 1.723	
VW - GOLF IV Variant (1J5) 05/99→06/06								
 Seilzug, Feststellbremse								
1.4 16V 1.6	55 74 - 75	05/99→06/06 05/99→06/06		→ 1J-Y-238580; Scheibenbremse; ⚠	2	24.3727-0149.2 580149	L= 1.688	
				1J-Y-238581→; Scheibenbremse; ⚠	2	24.3727-0173.2 580173	L= 1.693	
1.6 16V 1.9 SDI 1.9 TDI	77 50 66 -	02/00→06/06 05/99→06/06 05/99→05/06						
	85	05/99→06/06						
2.0 2.0 Bi-Fuel	85 85	05/99→06/06 02/02→06/06						
1.6 FSI 1.8 T 1.9 TDI	81 110 74 -	01/02→06/06 05/00→06/06 09/00→06/06		Scheibenbremse; ⚠	2	24.3727-0173.2 580173	L= 1.693	
	110	05/00→06/06						
2.3 V5	110 - 125	05/99→06/06						
1.8 4motion 1.9 TDI 4motion	92 66 - 110	05/99→06/06 05/99→06/06		Scheibenbremse; ⚠	2	24.3727-0175.2 580175	L= 1.723	
	110	05/99→06/06						
2.0 4motion 2.3 V5 4motion	85 110 - 125	10/00→06/06 05/99→06/06						
	150	05/99→06/06						
2.8 V6 4motion	150	05/99→06/06						
1.9 TDI	96	11/00→06/06		04/01→; Scheibenbremse; ⚠	2	24.3727-0173.2 580173	L= 1.693	
1.9 TDI 4motion	96	11/00→06/06		04/01→; Scheibenbremse; ⚠	2	24.3727-0175.2 580175	L= 1.723	
2.0 4motion	88	12/99→06/06		04/00→; Scheibenbremse; ⚠	2	24.3727-0175.2 580175	L= 1.723	
VW - GOLF V (1K1) 10/03→07/10								
 Seilzug, Feststellbremse								
1.4 16V 1.4 FSI	55 66	10/03→05/06 10/03→07/06		1K-6B105 622→; Scheibenbremse; ⚠	2	24.3727-0195.2 580195	L= 1.447	
1.6 FSI	85	10/03→07/08		→ 1K-6B105 621; Scheibenbremse; ⚠	2	24.3727-2708.2 582708	L= 1.447	
1.4 16V 1.4 TSI	59 90 - 125	05/06→11/08 11/05→11/08		1K-6B105 622→; → 09/08; Scheibenbremse; ⚠	2	24.3727-0195.2 580195	L= 1.447	
	75	01/04→11/08		→ 1K-6B105 621; Scheibenbremse; ⚠	2	24.3727-2708.2 582708	L= 1.447	
1.6 1.6 MultiFuel 1.9 TDI	75 66 - 77	10/07→11/08 10/03→11/08						
	77	08/04→11/08						
1.9 TDI 4motion 2.0 2.0 FSI 2.0 FSI 4motion	85 110 110	01/05→11/08 01/04→11/08 08/04→11/08						
	110	08/04→11/08						




































	kW			 	! #						
VW - GOLF V (1K1) 10/03→07/10											
 Seilzug, Feststellbremse											
2.0 GTI	147 - 169	10/04→02/09		1K-6B105 622→; → 09/08; Scheibenbremse; 	2	24.3727-0195.2 580195	L= 1.447				
2.0 SDI	55	01/04→11/08		→ 1K-6B105 621; Scheibenbremse; 	2	24.3727-2708.2 582708	L= 1.447				
2.0 TDI	100 - 125	10/03→11/08									
2.0 TDI 16V	103	10/03→11/08									
2.0 TDI 16V 4motion	103	08/04→11/08									
2.0 TDI 4motion	103	01/07→11/08									
2.5	125	05/07→11/08									
3.2 R32 4motion	184	11/05→11/08									
VW - GOLF V Variant (1K5) 01/07→07/09											
 Seilzug, Feststellbremse											
1.4	59	06/07→07/09		→ 06/09; Scheibenbremse; 	2	24.3727-0195.2 580195	L= 1.447				
1.4 TSI	90 - 125	06/07→07/09		→ 06/09; Scheibenbremse; 		24.3727-2708.2 582708	L= 1.447				
1.6	75	06/07→07/09									
1.6 MultiFuel	75	11/07→07/09									
2.0 TDI	96 - 103	06/07→07/09									
2.0 TDI 16V	103	06/07→07/09									
2.0 TFSI	147	06/07→07/09									
1.9 TDI	77	06/07→07/09						→ 06/09; 	2	24.3727-0195.2 580195	L= 1.447
1.9 TDI 4motion	77	01/08→07/09									
VW - GOLF VI (5K1) 10/08→12/14											
 Seilzug, Feststellbremse											
1.2 TSI	63	05/10→11/12		Scheibenbremse; 	2	24.3727-0195.2 580195	L= 1.447				
1.4	59	10/08→11/12									
1.4 TSI	90 - 118	10/08→11/12									
1.6	75	10/08→11/12									
1.6 BiFuel	75	03/09→11/12									
1.6 MultiFuel	75	10/08→11/12									
1.6 TDI	66 - 77	02/09→11/12									
1.8 TSI	118	06/09→01/11									
2.0 GTI	147 - 173	04/09→11/13									
2.0 R 4motion	188 - 199	11/09→11/13									
2.0 TDI	81 - 125	10/08→05/13									
2.0 TDI 4motion	103	05/09→11/12									
2.0 TFSI 4motion	191	09/11→11/13									
2.5	125	07/09→05/13									
1.2 TSI	77	11/08→11/12						05/09→; Scheibenbremse; 	2	24.3727-0195.2 580195	L= 1.447
VW - GOLF VI Cabriolet (517) 03/11→05/16											
 Seilzug, Feststellbremse											
1.2 TSI	77	03/11→05/16						06/11→; 	2	24.3727-0195.2 580195	L= 1.447
1.4 TSI	118	03/11→05/16									
1.6 TDI	77	03/11→05/16							2	24.3727-0195.2 580195	L= 1.447
1.2 TSI 16V	77	11/13→05/16									
1.4 TSI	90 - 110	11/11→05/16									
2.0 GTI	155	05/12→05/16									
2.0 R	195	01/13→05/16									
2.0 TDI	81 - 110	11/11→05/16									
2.0 TSI	162	11/13→05/16									
VW - GOLF VI Van (5K1_) 10/08→11/12											
 Seilzug, Feststellbremse											
1.2 TSi	63	05/10→11/12		Scheibenbremse; 	2	24.3727-0195.2 580195	L= 1.447				
1.2 TSi BlueMotion	77	05/09→11/12									
1.4 TSi	118	10/08→11/12									
1.6 TDi	66	02/09→11/12									
1.6 TDi BlueMotion	77	05/09→11/12									
2.0 GTi	155	02/09→11/12									
2.0 TDi	103 - 125	09/09→11/12									
2.0 TSi R 4motion	199	11/09→11/12									
TSi	90	10/08→11/12									

	kw					! #		
VW - GOLF VI Variant (AJ5) 07/09→07/14								
 Seilzug, Feststellbremse								
1.2 TSI	63 - 77	07/09→07/13		Scheibenbremse; 	2	24.3727-0195.2	580195	L= 1.447
1.4	59	07/09→07/13						
1.4 TSI	90 - 118	07/09→07/13						
1.6	75	07/09→07/13						
1.6 BiFuel	75	07/09→12/10						
1.6 MultiFuel	75	07/10→07/13						
1.6 TDI	66 - 77	07/09→07/13						
1.6 TDI 4motion	77	07/09→07/13						
2.0 TDI	81 - 103	07/09→07/13						
2.0 TFSI	147	07/09→07/13						
VW - GOLF Kasten/Schrägheck (1K1) 07/03→								
 Seilzug, Feststellbremse								
TDI	77	11/03→02/06		1K-6B105 622→; Scheibenbremse; 	2	24.3727-0195.2	580195	L= 1.447
				→ 1K-6B105 621; Scheibenbremse; 	2	24.3727-2708.2	582708	L= 1.447
VW - GOLF PLUS V (5M1, 521) 12/04→12/13								
 Seilzug, Feststellbremse								
1.2 TSI	63 - 77	11/09→12/13			2	24.3727-0195.2	580195	L= 1.447
1.6 BiFuel	75	05/09→12/13						
1.6 TDI	66 - 77	02/09→12/13						
1.4 16V	55 - 59	01/05→12/13		1K-9-900001→; 	2	24.3727-0195.2	580195	L= 1.447
1.4 FSI	66	07/05→11/06		→ 1K-9-899999; Scheibenbremse; 	2	24.3727-2708.2	582708	L= 1.447
1.4 TSI	90 - 125	05/06→12/13						
1.6	75	05/05→12/13						
1.6 FSI	85	12/04→05/08						
1.6 MultiFuel	75	11/07→12/13						
1.9 TDI	66 - 77	01/05→01/09						
2.0 FSI	110	05/05→06/08						
2.0 TDI	96 - 103	05/05→12/13						
2.0 TDI 16V	103	01/05→12/13						
2.0 TDI	81	01/09→12/13		1K-9-900001→; 	2	24.3727-0195.2	580195	L= 1.447
VW - GOLF PLUS Van (521) 01/09→08/14								
 Seilzug, Feststellbremse								
1.2 TSi	77	11/09→08/14			2	24.3727-0195.2	580195	L= 1.447
1.6 TDi	66 - 77	02/09→08/14						
1.4 TSi	90 - 118	01/09→08/14		1K-9-900001→; 	2	24.3727-0195.2	580195	L= 1.447
2.0 TDi	103	11/09→08/14		→ 1K-9-899999; Scheibenbremse; 	2	24.3727-2708.2	582708	L= 1.447
VW - GOLF VAN IV Variant (1J5) 05/99→06/06								
 Seilzug, Feststellbremse								
1.4	55	05/00→06/06		→ 1J-Y-238580; Scheibenbremse; 	2	24.3727-0149.2	580149	L= 1.688
1.6	77	05/00→06/06						
1.9 SDI	50	05/99→05/06		1J-Y-238581→; → 10/03; Scheibenbremse; 	2	24.3727-0173.2	580173	L= 1.693
1.9 TDI	81	05/99→05/06						
1.9 TDI	66 - 85	05/99→05/06		→ 1J-Y-238580; Scheibenbremse; 	2	24.3727-0149.2	580149	L= 1.688
				1J-Y-238581→; Scheibenbremse; 	2	24.3727-0173.2	580173	L= 1.693
1.9 TDI	74	02/00→06/06		Scheibenbremse; 	2	24.3727-0173.2	580173	L= 1.693
1.9 TDI	96	04/01→05/06		→ 10/03; Scheibenbremse; 	2	24.3727-0173.2	580173	L= 1.693
VW - GOLF VAN VI Variant (AJ5) 07/09→05/14								
 Seilzug, Feststellbremse								
1.2 TSi	77	09/09→05/14		Scheibenbremse; 	2	24.3727-0195.2	580195	L= 1.447
1.4 TSi	90 - 118	07/09→05/14						
1.6 TDi	66	12/09→10/12						
1.6 TDi BlueMotion	77	07/09→05/14						
2.0 TDi	103	07/09→05/14						




































	kw			 	! #		
VW - JETTA III (1K2) 09/04→12/13							
 Seilzug, Feststellbremse							
1.4 TSI	90 - 125	07/06→10/10		1K-7-00001→; Scheibenbremse; ↓	2	24.3727-0195.2 580195	L= 1.447
1.6	75	09/04→10/10		→ 1K-6-899000; Scheibenbremse; ↓	2	24.3727-2708.2 582708	L= 1.447
1.6 FSI	85	09/05→10/10					
1.6 MultiFuel	75	01/08→10/10					
1.9 TDI	74 - 77	08/05→10/10					
2.0 FSI	110	08/05→10/10					
2.0 TDI	100 - 125	09/05→10/10					
2.0 TDI 16V	103	08/05→10/10					
2.0 TFSI	147	10/05→10/10					
1.4 TSI	118	07/08→10/10		Scheibenbremse; ↓	2	24.3727-0195.2 580195	L= 1.447
1.6 TDI	66 - 77	06/09→10/10					
2.5	125	07/08→10/10					
2.5	110	01/06→10/10		07/08→; Scheibenbremse; ↓	2	24.3727-0195.2 580195	L= 1.447
VW - KAEFER 12/47→08/03							
 Bremstrommel							
1600 i	34	10/92→07/03	→	10/93→		24.0223-0003.1 480033	Ø 262 x 50,5 / 231
 Seilzug, Feststellbremse							
1600 i	34	10/92→07/03		10/93→; Trommelbremse; ↓	2	24.3727-0101.2 580101	L= 1.750
VW - LOAD UP (121, 122, BL1, BL2) 12/14→							
 Radbremszylinder							
1.0	44	12/14→11/19	→			24.3217-0908.3 020167	ALU
1.0 BlueMotion	55	05/16→11/19					
1.0 EcoFuel	50	12/14→08/20					
1.0 TSi BlueMotion	66	05/16→09/18					
e-Load Up	60	12/14→	→			24.3217-0908.3 020167	ALU
						24.3219-0909.3 020188	ALU
Zubehörsatz, Bremsbacken							
1.0	44	12/14→11/19	→			03.0137-9168.2 669168	VW
1.0 BlueMotion	55	05/16→11/19					
1.0 EcoFuel	50	12/14→08/20					
1.0 TSi BlueMotion	66	05/16→09/18					
e-Load Up	60	12/14→					
 Bremstrommel							
1.0	44	12/14→11/19	→			24.0220-0032.1 480130	Ø 240 x 50,1 / 201,5
1.0 BlueMotion	55	05/16→11/19					
1.0 EcoFuel	50	12/14→08/20					
1.0 TSi BlueMotion	66	05/16→09/18					
e-Load Up	60	12/14→					
 Bremsbackensatz							
1.0	44	12/14→11/19	→			03.0137-0268.2 650268	VW Ø 200 x 40 + HEB
1.0 BlueMotion	55	05/16→11/19				03.0520-4817.3 694817	Ø 200 x 40 + RZ / + Zub TopKit
1.0 EcoFuel	50	12/14→08/20					
1.0 TSi BlueMotion	66	05/16→09/18					
e-Load Up	60	12/14→	→			03.0137-0268.2 650268	VW Ø 200 x 40 + HEB
						03.0520-8219.3 698219	VW Ø 200 x 40 + RZ / + Zub TopKit
VW - LT 28-35 II Bus (2DB, 2DE, 2DK) 04/96→07/06							
 Radbremszylinder							
2.8 TDI	92	07/97→05/03	→	→ 29-M-009906; nicht für Doppelbereifung		03.3225-5511.3 020102	GG
Zubehörsatz, Bremsbacken							
2.8 TDI	92	07/97→05/03	→	→ 28-A0020471		03.0137-9151.2 669151	
			→	→ 29-M-009906; nicht für Doppelbereifung		03.0137-9159.2 669159	
 Bremstrommel							
2.8 TDI	92	07/97→05/03	→	→ 29-M-009906; nicht für Doppelbereifung		24.0225-2003.1 480047	Ø 282 x 65,5 / 253,5
→							















	kw					! #		
VW - LT 28-35 II Bus (2DB, 2DE, 2DK) 04/96→07/06								
 Bremsbackensatz								
2.8 TDI	92	07/97→05/03	➔	→ 29-M-009906; nicht für Doppelbereifung			03.0137-0259.2 650259	Ø 252 x 56 + HEB
 Bremsbackensatz, Feststellbremse								
2.3 2.5 SDI 2.5 TDI	105 55 75	05/96→07/06 07/96→07/06 05/96→08/99	➔	Baumuster: LT 28			03.0137-0397.2 650397	Ø 160 x 40
			➔	Baumuster: LT 35			03.0137-4001.2 654001	Ø 160 x 40 + Zub
			➔	Baumuster: LT 46			03.0137-4015.2 654015	Ø 170 x 40 + Zub
2.5 TDI	61 - 80	05/99→07/06	➔	Baumuster: LT 28			03.0137-0397.2 650397	Ø 160 x 40
			➔	Baumuster: LT 35			03.0137-4001.2 654001	Ø 160 x 40 + Zub
2.8 TDI	96 - 116	01/99→06/06	➔	Baumuster: LT 28			03.0137-0397.2 650397	Ø 160 x 40
							03.0137-4001.2 654001	Ø 160 x 40 + Zub
Zubehörsatz, Feststellbremsbacken								
2.3 2.5 SDI 2.5 TDI	105 55 75	05/96→07/06 07/96→07/06 05/96→08/99	➔	Baumuster: LT 46			03.0137-9256.2 669256	
			➔	Baumuster: LT 28			03.0137-9255.2 669255	
			➔	Baumuster: LT 35			03.0137-9700.2 669700	
							03.0137-9704.2 669704	
2.5 TDI	61 - 80	05/99→07/06	➔	Baumuster: LT 28			03.0137-9255.2 669255	
			➔	Baumuster: LT 35			03.0137-9700.2 669700	
							03.0137-9704.2 669704	
2.8 TDI	96 - 116	01/99→06/06	➔	Baumuster: LT 28			03.0137-9255.2 669255	
							03.0137-9700.2 669700	
							03.0137-9704.2 669704	
 Seilzug, Feststellbremse								
2.3 2.5 SDI 2.5 TDI	105 55 75	05/96→07/06 07/96→07/06 05/96→08/99		Radstand [mm]: 4.025; Baumuster: LT 46; Scheibenbremse; ☐			24.3727-0179.2 580179	L= 1.525
				Radstand [mm]: 3.550; Baumuster: LT 46; Scheibenbremse; ☐			24.3727-0179.2 580179	L= 1.525
				Radstand [mm]: 4.025; Baumuster: LT 46; Scheibenbremse; ☐			24.3727-0180.2 580180	L= 1.526
				Radstand [mm]: 3.550; Baumuster: LT 46; Scheibenbremse; ☐			24.3727-0180.2 580180	L= 1.526
			1	Radstand [mm]: 4.025; Baumuster: LT 46; Scheibenbremse; ☒			24.3727-0181.2 580181	L= 2.440
			2	Radstand [mm]: 4.025; Baumuster: LT 35; Scheibenbremse; ☒			24.3727-0438.2 580438	L= 1.513
			2	Radstand [mm]: 3.550; Baumuster: LT 28; Scheibenbremse; ☒			24.3727-0438.2 580438	L= 1.513
			2	Radstand [mm]: 3.000; Baumuster: LT 35; Scheibenbremse; ☒			24.3727-0438.2 580438	L= 1.513
			2	Radstand [mm]: 3.000; Baumuster: LT 28; Scheibenbremse; ☒			24.3727-0438.2 580438	L= 1.513
			2	Radstand [mm]: 3.550; Baumuster: LT 35; Scheibenbremse; ☒			24.3727-0438.2 580438	L= 1.513
			1	Radstand [mm]: 4.025; Baumuster: LT 35; Scheibenbremse; ☒			24.3727-0441.2 580441	L= 2.460
			1	Radstand [mm]: 3.000; Baumuster: LT 28; Scheibenbremse; ☒			24.3727-0442.2 580442	L= 1.435
			1	Radstand [mm]: 3.000; Baumuster: LT 35; Scheibenbremse; ☒			24.3727-0442.2 580442	L= 1.435
			1	Radstand [mm]: 3.550; Baumuster: LT 35; Scheibenbremse; ☒			24.3727-0443.2 580443	L= 1.990
			1	Radstand [mm]: 3.550; Baumuster: LT 28; Scheibenbremse; ☒			24.3727-0443.2 580443	L= 1.990
			1	Radstand [mm]: 3.550; Baumuster: LT 46; Scheibenbremse; ☒			24.3727-0444.2 580444	L= 1.970
➔								














	kw					! #		
VW - LT 28-35 II Bus (2DB, 2DE, 2DK) 04/96→07/06								
 Seilzug, Feststellbremse								
2.5 TDI	61 - 80	05/99→07/06		Radstand [mm]: 4.025; Baumuster: LT 35; Scheibenbremse; 	2	24.3727-0438.2	580438	L= 1.513
				Radstand [mm]: 3.550; Baumuster: LT 28; Scheibenbremse; 	2	24.3727-0438.2	580438	L= 1.513
				Radstand [mm]: 3.000; Baumuster: LT 35; Scheibenbremse; 	2	24.3727-0438.2	580438	L= 1.513
				Radstand [mm]: 3.550; Baumuster: LT 35; Scheibenbremse; 	2	24.3727-0438.2	580438	L= 1.513
				Radstand [mm]: 3.000; Baumuster: LT 28; Scheibenbremse; 	2	24.3727-0438.2	580438	L= 1.513
				Radstand [mm]: 4.025; Baumuster: LT 35; Scheibenbremse; 	1	24.3727-0441.2	580441	L= 2.460
				Radstand [mm]: 3.000; Baumuster: LT 28; Scheibenbremse; 	1	24.3727-0442.2	580442	L= 1.435
				Radstand [mm]: 3.000; Baumuster: LT 35; Scheibenbremse; 	1	24.3727-0442.2	580442	L= 1.435
				Radstand [mm]: 3.550; Baumuster: LT 28; Scheibenbremse; 	1	24.3727-0443.2	580443	L= 1.990
				Radstand [mm]: 3.550; Baumuster: LT 35; Scheibenbremse; 	1	24.3727-0443.2	580443	L= 1.990
2.8 TDI	92	07/97→05/03		→ 28-D-007246; für Rechtslenker; Trommelbremse; 		24.3727-0112.2	580112	L= 1.042
				→ 28-D-007246; für Linkslenker; Trommelbremse; 		24.3727-0112.2	580112	L= 1.042
				→ 28-D-007246; für Rechtslenker; Trommelbremse; 		24.3727-0113.2	580113	L= 1.690
				→ 28-D-007246; für Linkslenker; Trommelbremse; 		24.3727-0113.2	580113	L= 1.690
2.8 TDI	96 - 116	01/99→06/06		Radstand [mm]: 3.550; Baumuster: LT 28; Scheibenbremse; 	2	24.3727-0438.2	580438	L= 1.513
				Radstand [mm]: 3.000; Baumuster: LT 28; Scheibenbremse; 	2	24.3727-0438.2	580438	L= 1.513
				Radstand [mm]: 3.000; Baumuster: LT 28; Scheibenbremse; 	1	24.3727-0442.2	580442	L= 1.435
				Radstand [mm]: 3.550; Baumuster: LT 28; Scheibenbremse; 	1	24.3727-0443.2	580443	L= 1.990
VW - LT 28-46 II Kasten (2DA, 2DD, 2DH) 04/96→07/06								
 Bremsbackensatz, Feststellbremse								
2.3	105	05/96→07/06	➡	Baumuster: LT 28		03.0137-0397.2	650397	Ø 160 x 40
2.5 SDI	55	09/96→07/06				03.0137-4001.2	654001	Ø 160 x 40 + Zub
2.5 TDI	61 - 80	05/96→07/06	➡	Baumuster: LT 35		03.0137-0397.2	650397	Ø 160 x 40
2.8 TDI	92 - 116	07/97→07/06				03.0137-4001.2	654001	Ø 160 x 40 + Zub
			➡	Baumuster: LT 46		03.0137-4015.2	654015	Ø 170 x 40 + Zub
Zubehörsatz, Feststellbremsbacken								
2.3	105	05/96→07/06		Baumuster: LT 46		03.0137-9256.2	669256	
2.5 SDI	55	09/96→07/06				03.0137-9255.2	669255	
2.5 TDI	61 - 80	05/96→07/06	➡	Baumuster: LT 35		03.0137-9700.2	669700	
2.8 TDI	92 - 116	07/97→07/06				03.0137-9704.2	669704	
			➡	Baumuster: LT 28		03.0137-9255.2	669255	
						03.0137-9700.2	669700	
						03.0137-9704.2	669704	
 Seilzug, Feststellbremse								
2.3	105	05/96→07/06		Radstand [mm]: 4.025; Baumuster: LT 46; Scheibenbremse; 		24.3727-0179.2	580179	L= 1.525
2.5 SDI	55	09/96→07/06						
2.5 TDI	61 - 80	05/96→07/06		Radstand [mm]: 3.550; Baumuster: LT 46; Scheibenbremse; 		24.3727-0179.2	580179	L= 1.525
2.8 TDI	92 - 116	07/97→07/06		Radstand [mm]: 4.025; Baumuster: LT 46; Scheibenbremse; 		24.3727-0180.2	580180	L= 1.526
				Radstand [mm]: 3.550; Baumuster: LT 46; Scheibenbremse; 		24.3727-0180.2	580180	L= 1.526
				Radstand [mm]: 4.025; Baumuster: LT 46; Scheibenbremse; 	1	24.3727-0181.2	580181	L= 2.440
				Radstand [mm]: 3.000; Baumuster: LT 35; Scheibenbremse; 	2	24.3727-0438.2	580438	L= 1.513
				Radstand [mm]: 3.550; Baumuster: LT 28; Scheibenbremse; 	2	24.3727-0438.2	580438	L= 1.513



	kw					! #		
VW - LT 28-46 II Kasten (2DA, 2DD, 2DH) 04/96→07/06								
 Seilzug, Feststellbremse								
2.3 2.5 SDI 2.5 TDI 2.8 TDI	105 55 61 - 80 92 - 116	05/96→07/06 09/96→07/06 05/96→07/06 07/97→07/06		Radstand [mm]: 3.000; Baumuster: LT 28; Scheibenbremse; 	2	24.3727-0438.2	580438	L= 1.513
				Radstand [mm]: 4.025; Baumuster: LT 35; Scheibenbremse; 	2	24.3727-0438.2	580438	L= 1.513
				Radstand [mm]: 3.550; Baumuster: LT 35; Scheibenbremse; 	2	24.3727-0438.2	580438	L= 1.513
				Radstand [mm]: 4.025; Baumuster: LT 35; Scheibenbremse; 	1	24.3727-0441.2	580441	L= 2.460
				Radstand [mm]: 3.000; Baumuster: LT 35; Scheibenbremse; 	1	24.3727-0442.2	580442	L= 1.435
				Radstand [mm]: 3.000; Baumuster: LT 28; Scheibenbremse; 	1	24.3727-0442.2	580442	L= 1.435
				Radstand [mm]: 3.550; Baumuster: LT 28; Scheibenbremse; 	1	24.3727-0443.2	580443	L= 1.990
				Radstand [mm]: 3.550; Baumuster: LT 35; Scheibenbremse; 	1	24.3727-0443.2	580443	L= 1.990
				Radstand [mm]: 3.550; Baumuster: LT 46; Scheibenbremse; 	1	24.3727-0444.2	580444	L= 1.970
VW - LT 28-46 II Pritsche/Fahrgestell (2DC, 2DF, 2DG, 2DL, 2DM) 04/96→07/06								
 Bremsbackensatz, Feststellbremse								
2.3 2.5 SDI 2.5 TDI 2.8 TDI	105 55 61 - 80 92 - 116	06/96→07/06 09/96→07/06 06/96→07/06 07/97→07/06	➡	Baumuster: LT 28		03.0137-0397.2	650397	Ø 160 x 40
						03.0137-4001.2	654001	Ø 160 x 40 + Zub
			➡	Baumuster: LT 35		03.0137-0397.2	650397	Ø 160 x 40
						03.0137-4001.2	654001	Ø 160 x 40 + Zub
			➡	Baumuster: LT 46		03.0137-4015.2	654015	Ø 170 x 40 + Zub
Zubehörsatz, Feststellbremsbacken								
2.3 2.5 SDI 2.5 TDI 2.8 TDI	105 55 61 - 80 92 - 116	06/96→07/06 09/96→07/06 06/96→07/06 07/97→07/06		Baumuster: LT 46		03.0137-9256.2	669256	
			➡	Baumuster: LT 35		03.0137-9255.2	669255	
						03.0137-9700.2	669700	
						03.0137-9704.2	669704	
			➡	Baumuster: LT 28		03.0137-9255.2	669255	
						03.0137-9700.2	669700	
						03.0137-9704.2	669704	
 Seilzug, Feststellbremse								
2.3 2.5 SDI 2.5 TDI 2.8 TDI	105 55 61 - 80 92 - 116	06/96→07/06 09/96→07/06 06/96→07/06 07/97→07/06		Radstand [mm]: 4.025; Baumuster: LT 46; Scheibenbremse; 		24.3727-0179.2	580179	L= 1.525
				Radstand [mm]: 3.550; Baumuster: LT 46; Scheibenbremse; 		24.3727-0179.2	580179	L= 1.525
				Radstand [mm]: 4.025; Baumuster: LT 46; Scheibenbremse; 		24.3727-0180.2	580180	L= 1.526
				Radstand [mm]: 3.550; Baumuster: LT 46; Scheibenbremse; 		24.3727-0180.2	580180	L= 1.526
				Radstand [mm]: 4.025; Baumuster: LT 46; Scheibenbremse; 	1	24.3727-0181.2	580181	L= 2.440
				Radstand [mm]: 3.000; Baumuster: LT 28; Scheibenbremse; 	2	24.3727-0438.2	580438	L= 1.513
				Radstand [mm]: 3.000; Baumuster: LT 35; Scheibenbremse; 	2	24.3727-0438.2	580438	L= 1.513
				Radstand [mm]: 3.550; Baumuster: LT 35; Scheibenbremse; 	2	24.3727-0438.2	580438	L= 1.513
				Radstand [mm]: 4.025; Baumuster: LT 35; Scheibenbremse; 	2	24.3727-0438.2	580438	L= 1.513
				Radstand [mm]: 3.550; Baumuster: LT 28; Scheibenbremse; 	2	24.3727-0438.2	580438	L= 1.513
				Radstand [mm]: 4.025; Baumuster: LT 35; Scheibenbremse; 	1	24.3727-0441.2	580441	L= 2.460
				Radstand [mm]: 3.000; Baumuster: LT 28; Scheibenbremse; 	1	24.3727-0442.2	580442	L= 1.435
				Radstand [mm]: 3.000; Baumuster: LT 35; Scheibenbremse; 	1	24.3727-0442.2	580442	L= 1.435
				Radstand [mm]: 3.550; Baumuster: LT 35; Scheibenbremse; 	1	24.3727-0443.2	580443	L= 1.990
				Radstand [mm]: 3.550; Baumuster: LT 28; Scheibenbremse; 	1	24.3727-0443.2	580443	L= 1.990
				Radstand [mm]: 3.550; Baumuster: LT 46; Scheibenbremse; 	1	24.3727-0444.2	580444	L= 1.970
























	kw			 	! #		
VW - LUPO I (6X1, 6E1) 09/98→07/05							
 Radbremszylinder							
1.0	37	09/98→07/05	➡	- ABS	2	24.3215-0903.3 020154	ALU
1.4	44	10/00→07/05	➡				
1.4 TDI	55	01/99→07/05	➡	+ ABS	2	24.3217-0908.3 020167	ALU
1.7 SDI	44	09/98→07/05	➡				
1.2 TDI 3L	45	07/99→07/05	➡		2	24.3215-0903.3 020154	ALU
1.4 16V	55	09/98→07/05	➡	10/98→; - ABS	2	24.3215-0903.3 020154	ALU
			➡	10/98→; + ABS	2	24.3217-0908.3 020167	ALU
Zubehörsatz, Bremsbacken							
1.0	37	09/98→07/05	➡	→ 6X-X-003000		03.0137-9008.2 669008	
1.4 TDI	55	01/99→07/05	➡				
1.7 SDI	44	09/98→07/05	➡	6X-X-003001→		03.0137-9168.2 669168	VW
1.2 TDI 3L	45	07/99→07/05	➡			03.0137-9008.2 669008	
1.4	44	10/00→07/05	➡			03.0137-9168.2 669168	VW
1.4 16V	55	09/98→07/05	➡	10/98→; → 6X-X-003000		03.0137-9008.2 669008	
			➡	6X-X-003001→		03.0137-9168.2 669168	VW
 Bremstrommel							
1.0	37	09/98→07/05	➡	→ 6X-X-003000		24.0218-0036.1 480147	Ø 211,5 x 41 / 181,5
1.4 TDI	55	01/99→07/05	➡				
1.7 SDI	44	09/98→07/05	➡	6X-X-003001→		24.0220-0032.1 480130	Ø 240 x 50,1 / 201,5
1.4	44	10/00→07/05	➡			24.0220-0032.1 480130	Ø 240 x 50,1 / 201,5
1.4 16V	55	09/98→07/05	➡	10/98→; → 6X-X-003000		24.0218-0036.1 480147	Ø 211,5 x 41 / 181,5
			➡	6X-X-003001→		24.0220-0032.1 480130	Ø 240 x 50,1 / 201,5
 Bremsbackensatz							
1.0	37	09/98→07/05	➡	→ 6X-X-003000		03.0137-0126.2 650126	Ø 180 x 31 + HEB
1.4 TDI	55	01/99→07/05	➡				
1.7 SDI	44	09/98→07/05	➡	6X-X-003001→		03.0137-0268.2 650268	VW Ø 200 x 40 + HEB
			➡	6X-X-003001→; + ABS		03.0420-1517.3 681517	VW Ø 200 x 40 + RZ / + Zub Kit
						03.0520-1517.3 691517	VW Ø 200 x 40 + RZ / + Zub TopKit
			➡	→ 6X-X-003000; - ABS		03.0520-0215.3 690215	VW Ø 180 x 31 + RZ / + Zub TopKit
						03.0525-0001.3 EQ0001	VW Ø 180 x 31 - RZ / + Zub Easy Quick
			➡	6X-X-003001→; - ABS		03.0520-0415.3 690415	VW Ø 200 x 40 + RZ / + Zub TopKit
1.4	44	10/00→07/05	➡			03.0137-0268.2 650268	VW Ø 200 x 40 + HEB
			➡	+ ABS		03.0420-1517.3 681517	VW Ø 200 x 40 + RZ / + Zub Kit
						03.0520-1517.3 691517	VW Ø 200 x 40 + RZ / + Zub TopKit
			➡	- ABS		03.0520-0415.3 690415	VW Ø 200 x 40 + RZ / + Zub TopKit
1.4 16V	55	09/98→07/05	➡	10/98→; → 6X-X-003000		03.0137-0126.2 650126	Ø 180 x 31 + HEB
			➡	6X-X-003001→		03.0137-0268.2 650268	VW Ø 200 x 40 + HEB
			➡	6X-X-003001→; + ABS		03.0420-1517.3 681517	VW Ø 200 x 40 + RZ / + Zub Kit
						03.0520-1517.3 691517	VW Ø 200 x 40 + RZ / + Zub TopKit
			➡	10/98→; → 6X-X-003000; - ABS		03.0520-0215.3 690215	VW Ø 180 x 31 + RZ / + Zub TopKit
						03.0525-0001.3 EQ0001	VW Ø 180 x 31 - RZ / + Zub Easy Quick
			➡	6X-X-003001→; - ABS		03.0520-0415.3 690415	VW Ø 200 x 40 + RZ / + Zub TopKit
 Seilzug, Feststellbremse							
1.0	37	09/98→07/05		Trommelbremse; 	2	24.3727-0159.2 580159	L= 1.392
1.2 TDI 3L	45	07/99→07/05					
1.4	44	10/00→07/05					
1.4 TDI	55	01/99→07/05					
1.7 SDI	44	09/98→07/05					
1.4 16V	55	09/98→07/05		10/98→; Trommelbremse; 	2	24.3727-0159.2 580159	L= 1.392
1.4 16V	74	08/99→07/05					
1.4 FSI	77	02/01→07/05		Scheibenbremse; 	2	24.3727-2707.2 582707	L= 1.496
1.6 GTI	92	09/00→07/05					











	kW			 	! #		
VW - MULTIVAN V (7HM, 7HN, 7HF, 7EF, 7EM, 7EN) 04/03→08/15							
 Bremsbackensatz, Feststellbremse							
1.9 TDI	62 - 77	04/03→11/09	➔			03.0137-0419.2 650419	Ø 185 x 30
2.0	85	11/03→08/15					
2.0 BiTDI	132	09/09→08/15					
2.0 BiTDI 4motion	132	09/09→08/15					
2.0 TDI	62 - 103	09/09→08/15					
2.0 TDI 4motion	100 - 103	09/09→08/15					
2.5 TDI	96 - 128	04/03→11/09					
2.5 TDI 4motion	96 - 128	07/04→11/09					
VR6 3.2	170 - 173	02/04→12/09					
VR6 3.2 4motion	173	07/04→12/09					
Zubehörsatz, Feststellbremsbacken							
1.9 TDI	62 - 77	04/03→11/09				03.0137-9700.2 669700	
2.0	85	11/03→08/15				03.0137-9702.2 669702	
2.0 BiTDI	132	09/09→08/15	➔			03.0137-9288.2 669288	
2.0 BiTDI 4motion	132	09/09→08/15					
2.0 TDI	62 - 103	09/09→08/15					
2.0 TDI 4motion	100 - 103	09/09→08/15					
2.5 TDI	96 - 128	04/03→11/09					
2.5 TDI 4motion	96 - 128	07/04→11/09					
VR6 3.2	170 - 173	02/04→12/09					
VR6 3.2 4motion	173	07/04→12/09					
 Seilzug, Feststellbremse							
1.9 TDI	62 - 77	04/03→11/09		+PR 0E1 / 0E2 / OWL / 0WN / 0WM / 0WP / 0WQ; Scheibenbremse; ⚠	2	24.3727-0184.2 580184	L= 1.303
2.0	85	11/03→08/15		7H-7-000001→; +PR 0WR / 0E2; ⚠	2	24.3727-3408.2 583408	L= 1.936
2.0 BiTDI	132	09/09→08/15		7H-7-000001→; +PR 0WR / 0E1; ⚠	2	24.3727-3409.2 583409	L= 1.570
2.0 TDI	62 - 103	09/09→08/15		7H-7-000001→; +PR 0WR; ⚠	2	24.3727-3413.2 583413	L= 1.223
2.5 TDI	96 - 128	04/03→11/09					
VR6 3.2	170 - 173	02/04→12/09					
2.0 BiTDI 4motion	132	09/09→08/15		7H-A-200001→; Scheibenbremse; +PR G0C / G0K / G1C; ⚠	2	24.3727-0184.2 580184	L= 1.303
2.0 TDI 4motion	100 - 103	09/09→08/15					
2.5 TDI 4motion	96 - 128	07/04→11/09		7H-7-000001→; +PR 0WR / 0E2; ⚠	2	24.3727-3408.2 583408	L= 1.936
VR6 3.2 4motion	173	07/04→12/09		7H-7-000001→; +PR 0WR / 0E1; ⚠	2	24.3727-3409.2 583409	L= 1.570
2.0 TDI	84	05/11→08/15		7H-7-000001→; +PR 0WR; ⚠	2	24.3727-3413.2 583413	L= 1.223
2.0 TSI	110 - 150	05/11→08/15		Scheibenbremse; +PR G0C / G0K / G1C; ⚠	2	24.3727-0184.2 580184	L= 1.303
2.0 TSI 4motion	150	07/11→08/15					
VW - MULTIVAN VI (SGF, SGM, SGN, SHM, SHN) 04/15→							
 Seilzug, Feststellbremse							
2.0 TDI	62 - 150	04/15→		+PR G0C / G0K / G1C; Scheibenbremse; ⚠	2	24.3727-0184.2 580184	L= 1.303
2.0 TDI 4motion	103 - 150	06/15→					
2.0 TSI	110 - 150	04/15→07/19					
2.0 TSI 4motion	150	06/15→07/19					
2.0 TDI	81	07/19→		Schaltgetriebe 5 Gang / Schaltgetriebe 6 Gang / Getriebeautomatik 7 Gang; +PR G0C / G0K / G1C; ⚠	2	24.3727-0184.2 580184	L= 1.303
VW - NEW BEETLE (9C1, 1C1) 01/98→11/10							
 Seilzug, Feststellbremse							
1.4	55	11/01→09/10		→ 05/10; Scheibenbremse; ⚠	2	24.3727-0173.2 580173	L= 1.693
1.9 TDI	77	07/05→09/10					
1.6	74	10/99→09/00		11/99→; → 9C-Y-607008; Scheibenbremse; ⚠	2	24.3727-0149.2 580149	L= 1.688
				9C-Y-607009→; Scheibenbremse; ⚠	2	24.3727-0173.2 580173	L= 1.693
1.6	75	06/00→09/10		→ 9C-Y-607008; Scheibenbremse; ⚠	2	24.3727-0149.2 580149	L= 1.688
➔							
































	kW				! #		
VW - NEW BEETLE (9C1, 1C1) 01/98→11/10							
Seilzug, Feststellbremse							
1.8 T	110	10/99→09/10		9C-Y-607009→; → 05/10; Scheibenbremse;	2	24.3727-0173.2 580173	L= 1.693
1.9 TDI	74	02/01→09/10					
2.0	85	01/98→09/10					
2.5	110	07/05→09/10					
1.8 T	132	11/01→06/05		Scheibenbremse;	2	24.3727-0173.2 580173	L= 1.693
1.9 TDI	66	01/98→06/04		→ 9C-Y-607008; Scheibenbremse;	2	24.3727-0149.2 580149	L= 1.688
				9C-Y-607009→; Scheibenbremse;	2	24.3727-0173.2 580173	L= 1.693
2.3 V5	125	10/00→09/10		für Fahrzeuge ohne verstärktes Fahrwerk; → 05/05; Scheibenbremse;	2	24.3727-0173.2 580173	L= 1.693
3.2 RSI 4motion	165	04/00→05/01		für Fahrzeuge ohne verstärktes Fahrwerk; Scheibenbremse;	2	24.3727-0173.2 580173	L= 1.693
VW - NEW BEETLE Cabriolet (1Y7) 09/02→12/11							
Seilzug, Feststellbremse							
1.4	55	01/03→09/10		→ 05/10; Scheibenbremse;	2	24.3727-0173.2 580173	L= 1.693
1.6	75	01/03→09/10					
1.9 TDI	77	07/05→09/10					
2.5	110	07/05→09/10					
1.8 T	110	01/03→09/10		12/03→ 05/10; Scheibenbremse;	2	24.3727-0173.2 580173	L= 1.693
1.9 TDI	74	06/03→09/10		07/03→ 05/10; Scheibenbremse;	2	24.3727-0173.2 580173	L= 1.693
2.0	85	09/02→10/10		01/03→ 05/10; Scheibenbremse;	2	24.3727-0173.2 580173	L= 1.693
VW - PASSAT B3/B4 Variant (3A5, 35I) 02/88→06/97							
Radbremszylinder							
1.8	55	08/90→05/97		10/93→ 12/96	2	24.3220-0909.3 020210	ALU
1.9 TD	55	03/91→05/97		→ 10/93	2	24.3220-0909.3 020210	ALU
1.8	66	02/88→05/97		10/93→ 12/96	2	24.3220-0909.3 020210	ALU
				04/88→ 10/93	2	24.3220-0909.3 020210	ALU
1.9 TDI	66	10/93→05/97		06/95→; → 3A-S-300000	2	24.3220-0909.3 020210	ALU
Zubehörsatz, Bremsbacken							
1.8	55	08/90→05/97		31-M-280001→; → 10/93		03.0137-9149.2 669149	
				10/93→ 12/96		03.0137-9149.2 669149	
				→ 31-M-280000		03.0137-9164.2 669164	
1.8	66	02/88→05/97		31-M-280001→; → 10/93		03.0137-9149.2 669149	
				10/93→ 12/96		03.0137-9149.2 669149	
				04/88→; → 31-M-280000		03.0137-9164.2 669164	
1.9 TD	55	03/91→05/97		10/93→ 12/96		03.0137-9149.2 669149	
				→ 10/93		03.0137-9149.2 669149	
1.9 TDI	66	10/93→05/97		→ 3A-S-300000		03.0137-9149.2 669149	
Bremstrommel							
1.8	55	08/90→05/97		10/93→ 12/96		24.0223-0012.1 480042	Ø 290 x 53,4 / 231,5 - RLG / - ABS Ring
1.9 TD	55	03/91→05/97		→ 10/93		24.0223-0012.1 480042	Ø 290 x 53,4 / 231,5 - RLG / - ABS Ring
1.8	66	02/88→05/97		10/93→ 12/96		24.0223-0012.1 480042	Ø 290 x 53,4 / 231,5 - RLG / - ABS Ring
				04/88→ 10/93		24.0223-0012.1 480042	Ø 290 x 53,4 / 231,5 - RLG / - ABS Ring
1.9 TDI	66	10/93→05/97		→ 3A-S-300000		24.0223-0012.1 480042	Ø 290 x 53,4 / 231,5 - RLG / - ABS Ring
Bremssattelsatz							
1.8	55	08/90→05/97		31-M-280001→; → 10/93		03.0137-0264.2 650264	Ø 230 x 40 + HEB
				→ 31-M-280000		03.0520-6120.3 696120	VW Ø 230 x 40 + RZ / + Zub TopKit
				10/93→ 12/96		03.0137-0264.2 650264	Ø 230 x 40 + HEB
						03.0520-6120.3 696120	VW Ø 230 x 40 + RZ / + Zub TopKit
1.8	66	02/88→05/97		04/88→; → 31-M-280000		03.0137-0264.2 650264	Ø 230 x 40 + HEB

	kw					! #		
VW - PASSAT B3/B4 Variant (3A5, 35I) 02/88→06/97								
Bremsbackensatz								
1.8	66	02/88→05/97	➔	04/88→; → 31-M-280000			03.0520-6120.3 696120	VW Ø 230 x 40 + RZ / + Zub TopKit
			➔	31-M-280001→; → 10/93			03.0137-0264.2 650264 03.0520-6120.3 696120	Ø 230 x 40 + HEB VW Ø 230 x 40 + RZ / + Zub TopKit
			➔	10/93→ 12/96			03.0137-0264.2 650264 03.0520-6120.3 696120	Ø 230 x 40 + HEB VW Ø 230 x 40 + RZ / + Zub TopKit
1.9 TD	55	03/91→05/97	➔	10/93→ 12/96			03.0137-0264.2 650264 03.0520-6120.3 696120	Ø 230 x 40 + HEB VW Ø 230 x 40 + RZ / + Zub TopKit
			➔	→ 10/93			03.0137-0264.2 650264 03.0520-6120.3 696120	Ø 230 x 40 + HEB VW Ø 230 x 40 + RZ / + Zub TopKit
1.9 TDI	66	10/93→05/97	➔	→ 3A-S-300000			03.0137-0264.2 650264 03.0520-6120.3 696120	Ø 230 x 40 + HEB VW Ø 230 x 40 + RZ / + Zub TopKit
Seilzug, Feststellbremse								
1.8	55	08/90→05/97		→ 10/93; Trommelbremse;	2	24.3727-0125.2 580125	L= 1.628	
1.9 TD	55	03/91→05/97		10/93→ 12/96; Trommelbremse;	2	24.3727-0153.2 580153	L= 1.624	
1.8	66	02/88→05/97		04/88→ 10/93; Trommelbremse;	2	24.3727-0125.2 580125	L= 1.628	
				10/93→ 12/96; Trommelbremse;	2	24.3727-0153.2 580153	L= 1.624	
1.8 G60 Syncro	118	08/88→05/97		→ 10/93; Scheibenbremse;	2	24.3727-0167.2 580167	L= 1.718	
1.9 TDI	66	10/93→05/97		3A-T-000001→; → 12/96; Scheibenbremse;	2	24.3727-0152.2 580152	L= 1.721	
				→ 3A-S-300000; Trommelbremse;	2	24.3727-0153.2 580153	L= 1.624	
1.9 TDI	81	03/96→05/97		→ 12/96; Scheibenbremse;	2	24.3727-0152.2 580152	L= 1.721	
2.0 16V	110	01/94→05/97						
2.0	85	02/90→05/97		03/90→ 10/93; Scheibenbremse;	2	24.3727-0126.2 580126	L= 1.749	
				10/93→ 12/96; Scheibenbremse;	2	24.3727-0152.2 580152	L= 1.721	
2.8 VR6	128	06/91→05/97		→ 10/93; Scheibenbremse;	2	24.3727-0126.2 580126	L= 1.749	
				10/93→ 12/96; Scheibenbremse;	2	24.3727-0152.2 580152	L= 1.721	
2.9 VR6 Syncro	135	01/94→05/97		10/94→ 12/96; Scheibenbremse;	2	24.3727-0167.2 580167	L= 1.718	
VW - PASSAT B5.5 (3B3) 10/00→12/05								
Seilzug, Feststellbremse								
1.6	75	11/00→05/05		Scheibenbremse;		24.3727-0170.2 580170	L= 1.890	
1.8 T	125	02/01→11/05						
1.8 T 20V	110	11/00→05/05		Scheibenbremse;		24.3727-0174.2 580174	L= 1.890	
1.9 TDI	74 -	11/00→05/05						
	96							
2.0	85	11/00→05/05						
2.0 TDI	100	12/03→05/05						
2.3 V5	125	11/00→05/05						
2.5 TDI	110 -	11/00→05/05						
	120							
2.8	140 -	10/00→05/05						
	142							
2.0	96	11/01→05/05		05/02→; Scheibenbremse;		24.3727-0170.2 580170	L= 1.890	
				05/02→; Scheibenbremse;		24.3727-0174.2 580174	L= 1.890	
VW - PASSAT B5.5 Variant (3B6) 09/00→08/05								
Seilzug, Feststellbremse								
1.6	75	11/00→05/05		Scheibenbremse;		24.3727-0170.2 580170	L= 1.890	
1.8 T 20V	110	11/00→05/05						
1.9 TDI	74 -	11/00→05/05		Scheibenbremse;		24.3727-0174.2 580174	L= 1.890	
	96							
2.0	85	11/00→05/05						
2.0 TDI	100	12/03→05/05						
2.3 VR5	125	11/00→05/05						
2.5 TDI	110 -	11/00→05/05						
	120							
1.8 T	125	05/02→08/05		→ 06/05; Scheibenbremse;		24.3727-0170.2 580170	L= 1.890	
2.8	142	10/00→08/05		→ 06/05; Scheibenbremse;		24.3727-0174.2 580174	L= 1.890	
2.0	96	11/01→05/05		05/02→; Scheibenbremse;		24.3727-0170.2 580170	L= 1.890	
				05/02→; Scheibenbremse;		24.3727-0174.2 580174	L= 1.890	










	kW				! #		
VW - PASSAT B5 (3B2) 08/96→12/01							
Seilzug, Feststellbremse							
1.6	74	10/96→11/00		Scheibenbremse; <input type="checkbox"/>		24.3727-0170.2 580170	L= 1.890
1.8 T	110	10/96→11/00		Scheibenbremse; <input type="checkbox"/>		24.3727-0174.2 580174	L= 1.890
1.9 TDI	81 - 85	10/96→11/00					
2.3 VR5	110	10/96→11/00					
2.8 V6	132 - 142	08/96→11/00					
1.8	85 - 92	10/96→11/00		→ 09/00; Scheibenbremse; <input type="checkbox"/>		24.3727-0170.2 580170	L= 1.890
1.9 TDI	66	10/96→11/00		→ 09/00; Scheibenbremse; <input type="checkbox"/>		24.3727-0174.2 580174	L= 1.890
1.9 TDI	74	02/00→11/00		10/00→; Scheibenbremse; <input type="checkbox"/>		24.3727-0170.2 580170	L= 1.890
2.0	88	04/00→11/00		10/00→; Scheibenbremse; <input type="checkbox"/>		24.3727-0174.2 580174	L= 1.890
2.5 TDI	110	07/98→11/00		08/98→; Scheibenbremse; <input type="checkbox"/>		24.3727-0170.2 580170	L= 1.890
				08/98→; Scheibenbremse; <input type="checkbox"/>		24.3727-0174.2 580174	L= 1.890
VW - PASSAT B5 Variant (3B5) 05/97→12/01							
Seilzug, Feststellbremse							
1.6	74	06/97→11/00		Scheibenbremse; <input type="checkbox"/>		24.3727-0170.2 580170	L= 1.890
1.8 T	110	05/97→11/00		Scheibenbremse; <input type="checkbox"/>		24.3727-0174.2 580174	L= 1.890
1.9 TDI	81 - 85	06/97→11/00					
2.3 VR5	110	06/97→11/00					
2.8 V6	132 - 142	06/97→11/00					
1.8	85 - 92	06/97→11/00		→ 09/00; Scheibenbremse; <input type="checkbox"/>		24.3727-0170.2 580170	L= 1.890
1.9 TDI	66	06/97→11/00		→ 09/00; Scheibenbremse; <input type="checkbox"/>		24.3727-0174.2 580174	L= 1.890
1.9 TDI	74	02/00→11/00		10/00→; Scheibenbremse; <input type="checkbox"/>		24.3727-0170.2 580170	L= 1.890
2.0	88	04/00→11/00		10/00→; Scheibenbremse; <input type="checkbox"/>		24.3727-0174.2 580174	L= 1.890
2.5 TDI	110	07/98→11/00		08/98→; Scheibenbremse; <input type="checkbox"/>		24.3727-0170.2 580170	L= 1.890
				08/98→; Scheibenbremse; <input type="checkbox"/>		24.3727-0174.2 580174	L= 1.890
VW - POLO (6N2) 10/99→10/01							
Radbremszylinder							
1.0	37	10/99→09/01	➡		2	03.3217-2112.3 020027	GG
1.4	40 - 44	10/99→09/01				24.3217-0908.3 020167	ALU
1.4 16V	74	10/99→09/01					
1.7 SDI	44	10/99→09/01					
1.9 D	47	10/99→09/01					
1.9 SDI	47	10/99→09/01					
1.4 16V	55	10/99→09/01	➡	+ ABS	2	03.3217-2112.3 020027	GG
1.4 TDI	55	10/99→09/01				24.3217-0908.3 020167	ALU
			➡	- ABS	2	24.3219-0909.3 020188	ALU
Zubehörsatz, Bremsbacken							
1.0	37	10/99→09/01	➡	→ 6N-XY227489; - ABS		03.0137-9008.2 669008	
1.4	40 - 44	10/99→09/01	➡	6N-XY227490→		03.0137-9168.2 669168	VW
1.4 16V	74	10/99→09/01	➡	→ 6N-XY227489; + ABS		03.0137-9168.2 669168	VW
1.7 SDI	44	10/99→09/01					
1.9 D	47	10/99→09/01					
1.9 SDI	47	10/99→09/01					
1.4 16V	55	10/99→09/01	➡	- ABS		03.0137-9168.2 669168	VW
1.4 TDI	55	10/99→09/01					
Bremstrommel							
1.0	37	10/99→09/01	➡	→ 6N-XY227489; - ABS		24.0218-0007.1 480003	Ø 211,5 x 38,5 / 181 - RLG
1.4	40 - 44	10/99→09/01				24.0218-0707.2 480211	Ø 211,5 x 38,5 / 181 + RLG
1.4 16V	74	10/99→09/01	➡	6N-XY227490→ 6N-XY420000		24.0220-0018.1 480019	Ø 240 x 50 / 201 - RLG / - ABS Ring
1.7 SDI	44	10/99→09/01				24.0220-0718.2 480209	Ø 240 x 50 / 201 + RLG / - ABS Ring
1.9 D	47	10/99→09/01					
1.9 SDI	47	10/99→09/01					
			➡	→ 6N-XY227489; + ABS		24.0220-0018.1 480019	Ø 240 x 50 / 201 - RLG / - ABS Ring
						24.0220-0718.2 480209	Ø 240 x 50 / 201 + RLG / - ABS Ring
			➡	6N-XY420001→		24.0220-0032.1 480130	Ø 240 x 50,1 / 201,5
1.4 16V	55	10/99→09/01	➡	→ 6N-XY420000; - ABS		24.0220-0018.1 480019	Ø 240 x 50 / 201 - RLG / - ABS Ring
1.4 TDI	55	10/99→09/01				24.0220-0718.2 480209	Ø 240 x 50 / 201 + RLG / - ABS Ring
→							

	kw					! #			
VW - POLO (6N2) 10/99→10/01									
 Bremstrommel									
1.4 16V 1.4 TDI	55 55	10/99→09/01 10/99→09/01	➔	6N-XY420001→; - ABS		24.0220-0032.1	480130	Ø 240 x 50,1 / 201,5	
 Bremsbackensatz									
1.0 1.4 1.4 16V 1.7 SDI 1.9 D 1.9 SDI	37 40 - 44 74 44 47 47	10/99→09/01 10/99→09/01 10/99→09/01 10/99→09/01 10/99→09/01 10/99→09/01	➔	→ 6N-XY227489; - ABS		03.0137-0126.2 03.0420-0617.3 03.0520-3917.3	650126 680617 693917	Ø 180 x 31 + HEB VW Ø 180 x 31 + RZ / + Zub Kit VW Ø 180 x 31 + RZ / + Zub TopKit VW Ø 180 x 31 - RZ / + Zub Easy Quick	
			➔	6N-XY227490→		03.0137-0268.2 03.0420-1517.3 03.0520-1517.3	650268 681517 691517	VW Ø 200 x 40 + HEB VW Ø 200 x 40 + RZ / + Zub Kit VW Ø 200 x 40 + RZ / + Zub TopKit	
			➔	→ 6N-XY227489; + ABS		03.0137-0268.2 03.0420-1517.3 03.0520-1517.3	650268 681517 691517	VW Ø 200 x 40 + HEB VW Ø 200 x 40 + RZ / + Zub Kit VW Ø 200 x 40 + RZ / + Zub TopKit	
1.4 16V	55	10/99→09/01	➔	- ABS		03.0137-0268.2 03.0420-4219.3 03.0520-4219.3	650268 684219 694219	VW Ø 200 x 40 + HEB VW Ø 200 x 40 + RZ / + Zub Kit VW Ø 200 x 40 + RZ / + Zub TopKit	
			➔			03.0420-1517.3 03.0520-1517.3	681517 691517	VW Ø 200 x 40 + RZ / + Zub Kit VW Ø 200 x 40 + RZ / + Zub TopKit	
1.4 TDI	55	10/99→09/01	➔	- ABS		03.0137-0268.2 03.0420-4219.3 03.0520-4219.3	650268 684219 694219	VW Ø 200 x 40 + HEB VW Ø 200 x 40 + RZ / + Zub Kit VW Ø 200 x 40 + RZ / + Zub TopKit	
			➔	+ ABS		03.0420-1517.3 03.0520-1517.3	681517 691517	VW Ø 200 x 40 + RZ / + Zub Kit VW Ø 200 x 40 + RZ / + Zub TopKit	
 Seilzug, Feststellbremse									
1.0 1.4 1.7 SDI 1.9 D 1.9 SDI	37 40 - 44 44 47 47	10/99→09/01 10/99→09/01 10/99→09/01 10/99→09/01 10/99→09/01		6N-V-045001→; - ABS; Trommelbremse; 	2	24.3727-0161.2	580161	L= 1.512	
				→ 6N-V-045000; - ABS; Trommelbremse; 	2	24.3727-0161.2	580161	L= 1.512	
				→ 6N-WW130000; + ABS; Trommelbremse; 	2	24.3727-0161.2	580161	L= 1.512	
				6N-WW130001→; + ABS; Trommelbremse; 	2	24.3727-0162.2	580162	L= 1.514	
1.4 16V 1.4 TDI	55 55	10/99→09/01 10/99→09/01		- ABS; Trommelbremse; 	2	24.3727-0161.2	580161	L= 1.512	
				+ ABS; Scheibenbremse; 	2	24.3727-0165.2	580165	L= 1.641	
1.4 16V	74	10/99→09/01		6N-V-045001→; - ABS; Trommelbremse; 	2	24.3727-0161.2	580161	L= 1.512	
				→ 6N-V-045000; - ABS; Trommelbremse; 	2	24.3727-0161.2	580161	L= 1.512	
				→ 6N-WW130000; + ABS; Trommelbremse; 	2	24.3727-0161.2	580161	L= 1.512	
				6N-WW130001→; + ABS; Trommelbremse; 	2	24.3727-0162.2	580162	L= 1.514	
				Scheibenbremse; 	2	24.3727-0165.2	580165	L= 1.641	
1.6 16V GTI	92	10/99→09/01		Scheibenbremse; 	2	24.3727-0165.2	580165	L= 1.641	
VW - POLO (9N_, 9A_) 10/01→10/14									
 Radbremszylinder									
1.2 1.2 12V 1.4 16V 1.4 BiFuel 1.4 FSI 1.4 TDI 1.9 SDI ➔	40 - 44 47 - 51 55 - 59 60 63 51 - 59 47	01/02→11/09 10/01→11/09 10/01→11/09 05/06→11/09 02/02→07/06 10/01→11/09 10/01→11/09	➔	+PR 1KB		2	24.3217-0908.3	020167	ALU
			➔	+PR 1KM; 9N-5-500 001→		2	24.3219-0909.3	020188	ALU


















	kw			 	! #		
VW - POLO (9N_, 9A_) 10/01→10/14							
Zubehörsatz, Bremsbacken							
1.2	40 - 44	01/02→11/09	➡	+PR 1KB / 1KM		03.0137-9168.2 669168	VW
1.2 12V	47 - 51	10/01→11/09					
1.4 16V	55 - 59	10/01→11/09					
1.4 BiFuel	60	05/06→11/09					
1.4 FSI	63	02/02→07/06					
1.4 TDI	51 - 59	10/01→11/09					
1.9 SDI	47	10/01→11/09					
 Bremstrommel							
1.2	40 - 44	01/02→11/09	➡	+PR 1KB / 1KM		24.0220-0037.1 480161	Ø 240 x 50,1 / 201,5
1.2 12V	47 - 51	10/01→11/09					
1.4 16V	55 - 59	10/01→11/09					
1.4 BiFuel	60	05/06→11/09					
1.4 FSI	63	02/02→07/06					
1.4 TDI	51 - 59	10/01→11/09					
1.9 SDI	47	10/01→11/09					
 Bremsbackensatz							
1.2	40	01/02→05/07	➡	+PR 1KB / 1KM		03.0137-0268.2 650268	VW Ø 200 x 40 + HEB
1.4 FSI	63	02/02→07/06	➡	+PR 1KB		03.0420-1517.3 681517	VW Ø 200 x 40 + RZ / + Zub Kit
			➡	+PR 1KM		03.0520-4817.3 694817	Ø 200 x 40 + RZ / + Zub TopKit
			➡	+PR 1KM		03.0520-8219.3 698219	VW Ø 200 x 40 + RZ / + Zub TopKit
1.2	44	05/07→11/09	➡	+PR 1KB / 1KM		03.0137-0268.2 650268	VW Ø 200 x 40 + HEB
1.2 12V	51	05/07→11/09					
1.4 16V	59	05/06→11/09	➡	→ 05/09; +PR 1KB		03.0420-1517.3 681517	VW Ø 200 x 40 + RZ / + Zub Kit
1.4 BiFuel	60	05/06→11/09	➡	+PR 1KB		03.0520-4817.3 694817	Ø 200 x 40 + RZ / + Zub TopKit
1.4 TDI	51 - 59	04/05→11/09	➡	+PR 1KM		03.0520-8219.3 698219	VW Ø 200 x 40 + RZ / + Zub TopKit
1.2 12V	47	10/01→07/07	➡	+PR 1KB / 1KM		03.0137-0268.2 650268	VW Ø 200 x 40 + HEB
1.4 16V	55	10/01→05/08	➡	11/01→; +PR 1KB		03.0420-1517.3 681517	VW Ø 200 x 40 + RZ / + Zub Kit
1.4 TDI	55	10/01→06/05	➡	+PR 1KB		03.0520-4817.3 694817	Ø 200 x 40 + RZ / + Zub TopKit
			➡	+PR 1KM		03.0520-8219.3 698219	VW Ø 200 x 40 + RZ / + Zub TopKit
1.9 SDI	47	10/01→11/09	➡	+PR 1KB / 1KM		03.0137-0268.2 650268	VW Ø 200 x 40 + HEB
			➡	11/01→ 05/09; +PR 1KB		03.0420-1517.3 681517	VW Ø 200 x 40 + RZ / + Zub Kit
			➡	+PR 1KB		03.0520-4817.3 694817	Ø 200 x 40 + RZ / + Zub TopKit
			➡	+PR 1KM		03.0520-8219.3 698219	VW Ø 200 x 40 + RZ / + Zub TopKit
 Seilzug, Feststellbremse							
1.2	40	01/02→05/07		+PR 1JB / 1KD / 1KK / 1KS / 1KT; für Fahrzeuge mit Schlechtwegeausführung; Scheibenbremse; ⚠	2	24.3727-0176.2 580176	L= 1.640
1.4 FSI	63	02/02→07/06					
1.6	74	08/02→05/05					
1.6 Flex	74	06/08→04/09		+PR 1JC / 1JL / 1JP / 1JS / 1KD / 1KS / 1KK / 1KT / 1KV / 2EJ; Scheibenbremse; ⚠	2	24.3727-0197.2 580197	L= 1.645
				+PR 1JB / 1KD / 1KK / 1KS / 1KT; für Fahrzeuge mit Schlechtwegeausführung; ⚠	2	24.3727-0198.2 580198	L= 1.645
				für Fahrzeuge ohne Schlechtwegeausführung; Trommelbremse; ⚠	2	24.3727-0199.2 580199	L= 1.580
				+PR 1JB / 1KB; für Fahrzeuge mit Schlechtwegeausführung; Trommelbremse; ⚠	2	24.3727-2504.2 582504	L= 1.580
1.2	44	05/07→11/09		→ 05/09; +PR 1JB / 1KD / 1KK / 1KS / 1KT; für Fahrzeuge mit Schlechtwegeausführung; Scheibenbremse; ⚠	2	24.3727-0176.2 580176	L= 1.640
1.2 12V	51	05/07→11/09					
1.4 16V	59	05/06→11/09					
1.4 BiFuel	60	05/06→11/09					
1.4 TDI	51 - 59	04/05→11/09		→ 05/09; +PR 1JC / 1JL / 1JP / 1JS / 1KD / 1KS / 1KK / 1KT / 1KV / 2EJ; Scheibenbremse; ⚠	2	24.3727-0197.2 580197	L= 1.645
1.6 16V	77	05/06→11/09					
1.8 GTI	110	09/05→11/09		→ 05/09; +PR 1JB / 1KD / 1KK / 1KS / 1KT; für Fahrzeuge mit Schlechtwegeausführung; ⚠	2	24.3727-0198.2 580198	L= 1.645
1.9 TDI	96	11/03→11/09					
→							






















	kw			 	! #		
VW - POLO (9N_, 9A_) 10/01→10/14							
 Seilzug, Feststellbremse							
1.2	44	05/07→11/09		→ 05/09; für Fahrzeuge ohne Schlechtwegeausführung; Trommelbremse; 	2	24.3727-0199.2 580199	L= 1.580
1.2 12V	51	05/07→11/09					
1.4 16V	59	05/06→11/09					
1.4 BiFuel	60	05/06→11/09		→ 05/09; +PR 1JB / 1KB; für Fahrzeuge mit Schlechtwegeausführung; Trommelbremse; 	2	24.3727-2504.2 582504	L= 1.580
1.4 TDI	51 - 59	04/05→11/09					
1.6 16V	77	05/06→11/09					
1.8 GTI	110	09/05→11/09					
1.9 TDI	96	11/03→11/09					
1.2 12V	47	10/01→07/07		11/01→; +PR 1JB / 1KD / 1KK / 1KS / 1KT; für Fahrzeuge mit Schlechtwegeausführung; Scheibenbremse; 	2	24.3727-0176.2 580176	L= 1.640
1.4 16V	55 - 74	10/01→05/08					
1.4 TDI	55	10/01→06/05		11/01→; +PR 1JC / 1JL / 1JP / 1JS / 1KD / 1KS / 1KK / 1KT / 1KV / 2EJ; Scheibenbremse; 	2	24.3727-0197.2 580197	L= 1.645
				11/01→; +PR 1JB / 1KD / 1KK / 1KS / 1KT; für Fahrzeuge mit Schlechtwegeausführung; 	2	24.3727-0198.2 580198	L= 1.645
				11/01→; für Fahrzeuge ohne Schlechtwegeausführung; Trommelbremse; 	2	24.3727-0199.2 580199	L= 1.580
				11/01→; +PR 1JB / 1KB; für Fahrzeuge mit Schlechtwegeausführung; Trommelbremse; 	2	24.3727-2504.2 582504	L= 1.580
1.4	61	08/02→11/09		05/06→ 05/09; +PR 1JB / 1KD / 1KK / 1KS / 1KT; für Fahrzeuge mit Schlechtwegeausführung; Scheibenbremse; 	2	24.3727-0176.2 580176	L= 1.640
				05/06→ 05/09; +PR 1JC / 1JL / 1JP / 1JS / 1KD / 1KS / 1KK / 1KT / 1KV / 2EJ; Scheibenbremse; 	2	24.3727-0197.2 580197	L= 1.645
				05/06→ 05/09; +PR 1JB / 1KD / 1KK / 1KS / 1KT; für Fahrzeuge mit Schlechtwegeausführung; 	2	24.3727-0198.2 580198	L= 1.645
				05/06→ 05/09; für Fahrzeuge ohne Schlechtwegeausführung; Trommelbremse; 	2	24.3727-0199.2 580199	L= 1.580
				05/06→ 05/09; +PR 1JB / 1KB; für Fahrzeuge mit Schlechtwegeausführung; Trommelbremse; 	2	24.3727-2504.2 582504	L= 1.580
1.8 GTi Cup Edition	132	05/06→11/09		06/06→ 05/09; +PR 1JB / 1KD / 1KK / 1KS / 1KT; für Fahrzeuge mit Schlechtwegeausführung; Scheibenbremse; 	2	24.3727-0176.2 580176	L= 1.640
				06/06→ 05/09; +PR 1JC / 1JL / 1JP / 1JS / 1KD / 1KS / 1KK / 1KT / 1KV / 2EJ; Scheibenbremse; 	2	24.3727-0197.2 580197	L= 1.645
				06/06→ 05/09; +PR 1JB / 1KD / 1KK / 1KS / 1KT; für Fahrzeuge mit Schlechtwegeausführung; 	2	24.3727-0198.2 580198	L= 1.645
				06/06→ 05/09; für Fahrzeuge ohne Schlechtwegeausführung; Trommelbremse; 	2	24.3727-0199.2 580199	L= 1.580
				06/06→ 05/09; +PR 1JB / 1KB; für Fahrzeuge mit Schlechtwegeausführung; Trommelbremse; 	2	24.3727-2504.2 582504	L= 1.580
1.9 SDI	47	10/01→11/09		11/01→ 05/09; +PR 1JB / 1KD / 1KK / 1KS / 1KT; für Fahrzeuge mit Schlechtwegeausführung; Scheibenbremse; 	2	24.3727-0176.2 580176	L= 1.640
1.9 TDI	74	10/01→11/09					
				11/01→ 05/09; +PR 1JC / 1JL / 1JP / 1JS / 1KD / 1KS / 1KK / 1KT / 1KV / 2EJ; Scheibenbremse; 	2	24.3727-0197.2 580197	L= 1.645
				11/01→ 05/09; +PR 1JB / 1KD / 1KK / 1KS / 1KT; für Fahrzeuge mit Schlechtwegeausführung; 	2	24.3727-0198.2 580198	L= 1.645
				11/01→ 05/09; für Fahrzeuge ohne Schlechtwegeausführung; Trommelbremse; 	2	24.3727-0199.2 580199	L= 1.580
				11/01→ 05/09; +PR 1JB / 1KB; für Fahrzeuge mit Schlechtwegeausführung; Trommelbremse; 	2	24.3727-2504.2 582504	L= 1.580
VW - POLO III (6N1) 10/94→10/99							
 Radbremszylinder							
1.7 SDI	42	04/97→10/99	➡	05/97→	2	03.3217-2112.3 020027 24.3217-0908.3 020167	GG ALU
100 1.4 16V	74	04/96→10/99	➡		2	03.3217-2112.3 020027 24.3217-0908.3 020167	GG ALU
50 1.0	37	09/96→10/99					
➔							






































	kw			 	! #		
VW - POLO III (6N1) 10/94→10/99							
 Radbremszylinder							
55 1.3 55 1.4 60 1.4 60 1.7 SDI 64 1.9 D 64 1.9 SDI 75 1.6 4motion 75 1.6	40 40 44 44 47 47 55 55	10/94→04/97 08/95→10/99 07/95→10/99 08/97→10/99 10/94→10/99 07/96→10/99 08/95→10/99 10/94→10/99	➔ ➔ ➔ ➔ ➔ ➔ ➔ ➔		2	03.3217-2112.3 020027 24.3217-0908.3 020167	GG ALU
				→ 09/99	2	03.3217-2112.3 020027 24.3217-0908.3 020167	GG ALU
Zubehörsatz, Bremsbacken							
1.7 SDI	42	04/97→10/99	➔	05/97→; → 6N-XY227489; - ABS		03.0137-9008.2 669008	
			➔	6N-XY227490→		03.0137-9168.2 669168	VW
			➔	05/97→; → 6N-XY227489; + ABS		03.0137-9168.2 669168	VW
100 1.4 16V 50 1.0 55 1.3 55 1.4 60 1.4 60 1.7 SDI 64 1.9 D 64 1.9 SDI 75 1.6 4motion 75 1.6	74 37 40 40 44 44 47 47 55 55	04/96→10/99 09/96→10/99 10/94→04/97 08/95→10/99 07/95→10/99 08/97→10/99 10/94→10/99 07/96→10/99 08/95→10/99 10/94→10/99	➔ ➔ ➔ ➔ ➔ ➔ ➔ ➔ ➔ ➔	→ 6N-XY227489; - ABS 6N-XY227490→ → 6N-XY227489; + ABS → 6N-XY227489; - ABS 6N-XY227490→ → 6N-XY227489; + ABS → 6N-XY227489; - ABS 6N-XY227490→; → 09/99 → 6N-XY227489; + ABS		03.0137-9008.2 669008 03.0137-9168.2 669168 03.0137-9168.2 669168 03.0137-9168.2 669168 03.0137-9008.2 669008 03.0137-9168.2 669168 03.0137-9168.2 669168 03.0137-9168.2 669168 03.0137-9008.2 669008 03.0137-9168.2 669168 03.0137-9168.2 669168	
			➔	→ 6N-XY227489; - ABS		03.0137-9008.2 669008	
			➔	6N-XY227490→; → 09/99		03.0137-9168.2 669168	VW
			➔	→ 6N-XY227489; + ABS		03.0137-9168.2 669168	VW
 Bremstrommel							
1.7 SDI	42	04/97→10/99	➔	05/97→; → 6N-XY227489; - ABS		24.0218-0007.1 480003 24.0218-0707.2 480211	Ø 211,5 x 38,5 / 181 - RLG Ø 211,5 x 38,5 / 181 + RLG
			➔	6N-XY227490→ 6N-XY420000		24.0220-0018.1 480019 24.0220-0718.2 480209	Ø 240 x 50 / 201 - RLG / - ABS Ring Ø 240 x 50 / 201 + RLG / - ABS Ring
			➔	05/97→; → 6N-XY227489; + ABS		24.0220-0018.1 480019 24.0220-0718.2 480209	Ø 240 x 50 / 201 - RLG / - ABS Ring Ø 240 x 50 / 201 + RLG / - ABS Ring
			➔	6N-XY420001→		24.0220-0032.1 480130	Ø 240 x 50,1 / 201,5
100 1.4 16V 50 1.0 55 1.3 55 1.4 60 1.4 60 1.7 SDI 64 1.9 D 64 1.9 SDI	74 37 40 40 44 44 47 47	04/96→10/99 09/96→10/99 10/94→04/97 08/95→10/99 07/95→10/99 08/97→10/99 10/94→10/99 07/96→10/99	➔ ➔ ➔ ➔ ➔ ➔ ➔ ➔	→ 6N-XY227489; - ABS 6N-XY227490→ 6N-XY420000 → 6N-XY227489; + ABS 6N-XY420001→		24.0218-0007.1 480003 24.0218-0707.2 480211 24.0220-0018.1 480019 24.0220-0718.2 480209 24.0220-0018.1 480019 24.0220-0718.2 480209 24.0220-0032.1 480130	Ø 211,5 x 38,5 / 181 - RLG Ø 211,5 x 38,5 / 181 + RLG Ø 240 x 50 / 201 - RLG / - ABS Ring Ø 240 x 50 / 201 + RLG / - ABS Ring Ø 240 x 50 / 201 - RLG / - ABS Ring Ø 240 x 50 / 201 + RLG / - ABS Ring Ø 240 x 50,1 / 201,5
75 1.6	55	10/94→10/99	➔	→ 6N-XY227489; - ABS		24.0218-0007.1 480003 24.0218-0707.2 480211	Ø 211,5 x 38,5 / 181 - RLG Ø 211,5 x 38,5 / 181 + RLG
			➔	6N-XY227490→; → 09/99		24.0220-0018.1 480019 24.0220-0718.2 480209	Ø 240 x 50 / 201 - RLG / - ABS Ring Ø 240 x 50 / 201 + RLG / - ABS Ring
			➔	→ 6N-XY227489; + ABS		24.0220-0018.1 480019 24.0220-0718.2 480209	Ø 240 x 50 / 201 - RLG / - ABS Ring Ø 240 x 50 / 201 + RLG / - ABS Ring
75 1.6 4motion	55	08/95→10/99	➔	→ 6N-XY227489; - ABS		24.0218-0007.1 480003 24.0218-0707.2 480211	Ø 211,5 x 38,5 / 181 - RLG Ø 211,5 x 38,5 / 181 + RLG
			➔	6N-XY227490→		24.0220-0018.1 480019 24.0220-0718.2 480209	Ø 240 x 50 / 201 - RLG / - ABS Ring Ø 240 x 50 / 201 + RLG / - ABS Ring
			➔	→ 6N-XY227489; + ABS		24.0220-0018.1 480019	Ø 240 x 50 / 201 - RLG / - ABS Ring















































	kw			 	! #		
VW - POLO III (6N1) 10/94→10/99							
Bremstrommel							
75 1.6 4motion	55	08/95→10/99	➡	→ 6N-XY227489; + ABS		24.0220-0718.2 480209	Ø 240 x 50 / 201 + RLG / - ABS Ring
Bremsbackensatz							
1.7 SDI	42	04/97→10/99	➡	05/97→; → 6N-XY227489; - ABS		03.0137-0126.2 650126 03.0420-0617.3 680617 03.0520-3917.3 693917 03.0525-0001.3 EQ0001	Ø 180 x 31 + HEB VW Ø 180 x 31 + RZ / + Zub Kit VW Ø 180 x 31 + RZ / + Zub TopKit VW Ø 180 x 31 - RZ / + Zub Easy Quick
				6N-XY227490→		03.0137-0268.2 650268 03.0420-1517.3 681517 03.0520-1517.3 691517	VW Ø 200 x 40 + HEB VW Ø 200 x 40 + RZ / + Zub Kit VW Ø 200 x 40 + RZ / + Zub TopKit
				05/97→; → 6N-XY227489; + ABS		03.0137-0268.2 650268 03.0420-1517.3 681517 03.0520-1517.3 691517	VW Ø 200 x 40 + HEB VW Ø 200 x 40 + RZ / + Zub Kit VW Ø 200 x 40 + RZ / + Zub TopKit
100 1.4 16V 50 1.0 55 1.3 55 1.4 60 1.4 60 1.7 SDI 64 1.9 D 64 1.9 SDI 75 1.6 4motion	74 37 40 40 44 44 47 47 55	04/96→10/99 09/96→10/99 10/94→04/97 08/95→10/99 07/95→10/99 08/97→10/99 10/94→10/99 07/96→10/99 08/95→10/99	➡	→ 6N-XY227489; - ABS		03.0137-0126.2 650126 03.0420-0617.3 680617 03.0520-3917.3 693917 03.0525-0001.3 EQ0001	Ø 180 x 31 + HEB VW Ø 180 x 31 + RZ / + Zub Kit VW Ø 180 x 31 + RZ / + Zub TopKit VW Ø 180 x 31 - RZ / + Zub Easy Quick
				6N-XY227490→		03.0137-0268.2 650268 03.0420-1517.3 681517 03.0520-1517.3 691517	VW Ø 200 x 40 + HEB VW Ø 200 x 40 + RZ / + Zub Kit VW Ø 200 x 40 + RZ / + Zub TopKit
				→ 6N-XY227489; + ABS		03.0137-0268.2 650268 03.0420-1517.3 681517 03.0520-1517.3 691517	VW Ø 200 x 40 + HEB VW Ø 200 x 40 + RZ / + Zub Kit VW Ø 200 x 40 + RZ / + Zub TopKit
75 1.6	55	10/94→10/99	➡	→ 6N-XY227489; - ABS		03.0137-0126.2 650126 03.0420-0617.3 680617 03.0520-3917.3 693917 03.0525-0001.3 EQ0001	Ø 180 x 31 + HEB VW Ø 180 x 31 + RZ / + Zub Kit VW Ø 180 x 31 + RZ / + Zub TopKit VW Ø 180 x 31 - RZ / + Zub Easy Quick
				6N-XY227490→; → 09/99		03.0137-0268.2 650268 03.0420-1517.3 681517 03.0520-1517.3 691517	VW Ø 200 x 40 + HEB VW Ø 200 x 40 + RZ / + Zub Kit VW Ø 200 x 40 + RZ / + Zub TopKit
				→ 6N-XY227489; + ABS		03.0137-0268.2 650268 03.0420-1517.3 681517 03.0520-1517.3 691517	VW Ø 200 x 40 + HEB VW Ø 200 x 40 + RZ / + Zub Kit VW Ø 200 x 40 + RZ / + Zub TopKit
Seilzug, Feststellbremse							
1.7 SDI	42	04/97→10/99	➡	6N-V-045001→; - ABS; Trommelbremse; 	2	24.3727-0161.2 580161	L= 1.512
				05/97→; → 6N-WW130000; + ABS; Trommelbremse; 	2	24.3727-0161.2 580161	L= 1.512
				05/97→; → 6N-V-045000; - ABS; Trommelbremse; 	2	24.3727-0161.2 580161	L= 1.512
				6N-WW130001→; + ABS; Trommelbremse; 	2	24.3727-0162.2 580162	L= 1.514
100 1.4 16V	74	04/96→10/99	➡	6N-V-045001→; - ABS; Trommelbremse; 	2	24.3727-0161.2 580161	L= 1.512
				→ 6N-WW130000; + ABS; Trommelbremse; 	2	24.3727-0161.2 580161	L= 1.512
				→ 6N-V-045000; - ABS; Trommelbremse; 	2	24.3727-0161.2 580161	L= 1.512
				6N-WW130001→; + ABS; Trommelbremse; 	2	24.3727-0162.2 580162	L= 1.514
				6N-WW130001→; → 09/99; Scheibenbremse; 	2	24.3727-0165.2 580165	L= 1.641
				10/99→; Scheibenbremse; 	2	24.3727-0165.2 580165	L= 1.641
→							












	kW			 	! #		
VW - POLO III (6N1) 10/94→10/99							
 Seilzug, Feststellbremse							
120 1.6 16V GTI	88	09/98→10/99		6N-WW130001→; → 09/99; Scheibenbremse; 	2	24.3727-0165.2 580165	L= 1.641
				10/99→; Scheibenbremse; 	2	24.3727-0165.2 580165	L= 1.641
50 1.0	37	09/96→10/99		6N-V-045001→; - ABS; Trommelbremse;	2	24.3727-0161.2 580161	L= 1.512
55 1.4	40	08/95→10/99					
60 1.4	44	07/95→10/99		→ 6N-V-045000; - ABS; Trommelbremse; 	2	24.3727-0161.2 580161	L= 1.512
60 1.7 SDI	44	08/97→10/99					
64 1.9 D	47	10/94→10/99		→ 6N-WW130000; + ABS; Trommelbremse; 	2	24.3727-0161.2 580161	L= 1.512
64 1.9 SDI	47	07/96→10/99					
75 1.6 4motion	55	08/95→10/99		6N-WW130001→; + ABS; Trommelbremse; 	2	24.3727-0162.2 580162	L= 1.514
55 1.3	40	10/94→04/97		Trommelbremse; 	2	24.3727-0161.2 580161	L= 1.512
75 1.6	55	10/94→10/99		→ 6N-WW130000; + ABS; Trommelbremse; 	2	24.3727-0161.2 580161	L= 1.512
				→ 6N-V-045000; - ABS; Trommelbremse; 	2	24.3727-0161.2 580161	L= 1.512
				6N-V-045001→; → 09/99; - ABS; Trommelbremse; 	2	24.3727-0161.2 580161	L= 1.512
				6N-WW130001→; → 09/99; + ABS; Trommelbremse; 	2	24.3727-0162.2 580162	L= 1.514
VW - POLO III CLASSIC (6V2) 01/95→11/09							
 Radbremszylinder							
1.6	74	11/02→07/06	➡		2	24.3219-0909.3 020188	ALU
1.9 SDI	48	06/96→09/01					
1.9 TDI	67	01/97→08/99					
100 1.6	74	12/95→09/01					
2.0	85	08/99→09/01					
57 1.7 SDI	42	07/97→09/01					
64 1.9 SDI	47	12/95→08/99					
90 1.9 TDI	66	09/96→09/01					
54 1.4	40	01/98→08/99	➡	- ABS	2	03.3217-2112.3 020027	GG
60 1.4	44	12/95→09/01				24.3217-0908.3 020167	ALU
75 1.4 16V	55	10/99→09/01					
75 1.6	55	11/95→09/01	➡	+ ABS	2	24.3219-0909.3 020188	ALU
68 1.9 SDI	50	08/99→01/02	➡	→ 09/01	2	24.3219-0909.3 020188	ALU
90 1.8	66	01/97→09/01	➡	03/98→	2	24.3219-0909.3 020188	ALU
Zubehörsatz, Bremsbacken							
1.6	74	11/02→07/06	➡			03.0137-9168.2 669168	VW
1.9 SDI	48	06/96→09/01					
1.9 TDI	67	01/97→08/99					
100 1.6	74	12/95→09/01					
2.0	85	08/99→09/01					
57 1.7 SDI	42	07/97→09/01					
64 1.9 SDI	47	12/95→08/99					
75 1.4 16V	55	10/99→09/01					
90 1.9 TDI	66	09/96→09/01					
54 1.4	40	01/98→08/99	➡	- ABS		03.0137-9008.2 669008	
75 1.6	55	11/95→09/97	➡	+ ABS		03.0137-9168.2 669168	VW
60 1.4	44	12/95→09/01	➡	→ 09/99; - ABS		03.0137-9008.2 669008	
75 1.6	55	11/95→09/01	➡	→ 09/99; + ABS		03.0137-9168.2 669168	VW
			➡	10/99→		03.0137-9168.2 669168	VW
68 1.9 SDI	50	08/99→01/02	➡	→ 09/01		03.0137-9168.2 669168	VW
90 1.8	66	01/97→09/01	➡	03/98→		03.0137-9168.2 669168	VW
 Bremstrommel							
1.6	74	11/02→07/06	➡			24.0220-0032.1 480130	Ø 240 x 50,1 / 201,5
75 1.4 16V	55	10/99→09/01					
1.9 SDI	48	06/96→09/01	➡	→ 09/99		24.0220-0018.1 480019	Ø 240 x 50 / 201 - RLG / - ABS Ring
100 1.6	74	12/95→09/01					
2.0	85	08/99→09/01				24.0220-0718.2 480209	Ø 240 x 50 / 201 + RLG / - ABS Ring
57 1.7 SDI	42	07/97→09/01					
90 1.9 TDI	66	09/96→09/01	➡	10/99→		24.0220-0032.1 480130	Ø 240 x 50,1 / 201,5
1.9 TDI	67	01/97→08/99	➡			24.0220-0018.1 480019	Ø 240 x 50 / 201 - RLG / - ABS Ring
64 1.9 SDI	47	12/95→08/99				24.0220-0718.2 480209	Ø 240 x 50 / 201 + RLG / - ABS Ring
54 1.4	40	01/98→08/99	➡	- ABS		24.0218-0007.1 480003	Ø 211,5 x 38,5 / 181 - RLG
75 1.6	55	11/95→09/97					













	kw			 	! #		
VW - POLO III CLASSIC (6V2) 01/95→11/09							
Bremstrommel							
54 1.4 75 1.6	40 55	01/98→08/99 11/95→09/97	➡	- ABS		24.0218-0707.2 480211	Ø 211,5 x 38,5 / 181 + RLG
			➡	+ ABS		24.0220-0018.1 480019 24.0220-0718.2 480209	Ø 240 x 50 / 201 - RLG / - ABS Ring Ø 240 x 50 / 201 + RLG / - ABS Ring
60 1.4 75 1.6	44 55	12/95→09/01 11/95→09/01	➡	→ 09/99; - ABS		24.0218-0007.1 480003 24.0218-0707.2 480211	Ø 211,5 x 38,5 / 181 - RLG Ø 211,5 x 38,5 / 181 + RLG
			➡	→ 09/99; + ABS		24.0220-0018.1 480019 24.0220-0718.2 480209	Ø 240 x 50 / 201 - RLG / - ABS Ring Ø 240 x 50 / 201 + RLG / - ABS Ring
			➡	10/99→		24.0220-0032.1 480130	Ø 240 x 50,1 / 201,5
68 1.9 SDI	50	08/99→01/02	➡	→ 09/99		24.0220-0018.1 480019 24.0220-0718.2 480209	Ø 240 x 50 / 201 - RLG / - ABS Ring Ø 240 x 50 / 201 + RLG / - ABS Ring
			➡	10/99→ 09/01		24.0220-0032.1 480130	Ø 240 x 50,1 / 201,5
90 1.8	66	01/97→09/01	➡	03/98→ 09/99		24.0220-0018.1 480019 24.0220-0718.2 480209	Ø 240 x 50 / 201 - RLG / - ABS Ring Ø 240 x 50 / 201 + RLG / - ABS Ring
			➡	10/99→		24.0220-0032.1 480130	Ø 240 x 50,1 / 201,5
Bremsbackensatz							
1.6 1.9 SDI 1.9 TDI 100 1.6 57 1.7 SDI 64 1.9 SDI 75 1.4 16V 90 1.9 TDI	74 48 67 74 42 47 55 66	11/02→07/06 06/96→09/01 01/97→08/99 12/95→09/01 07/97→09/01 12/95→08/99 10/99→09/01 09/96→09/01	➡			03.0137-0268.2 650268 03.0420-4219.3 684219 03.0520-4219.3 694219	VW Ø 200 x 40 + HEB VW Ø 200 x 40 + RZ / + Zub Kit VW Ø 200 x 40 + RZ / + Zub TopKit
			➡	+ MX		03.0420-4219.3 684219 03.0520-4219.3 694219	VW Ø 200 x 40 + RZ / + Zub Kit VW Ø 200 x 40 + RZ / + Zub TopKit
			➡	- ABS		03.0137-0126.2 650126 03.0420-0617.3 680617 03.0520-3917.3 693917 03.0525-0001.3 EQ0001	Ø 180 x 31 + HEB VW Ø 180 x 31 + RZ / + Zub Kit VW Ø 180 x 31 + RZ / + Zub TopKit VW Ø 180 x 31 - RZ / + Zub Easy Quick
			➡	+ ABS		03.0137-0268.2 650268 03.0420-4219.3 684219 03.0520-4219.3 694219	VW Ø 200 x 40 + HEB VW Ø 200 x 40 + RZ / + Zub Kit VW Ø 200 x 40 + RZ / + Zub TopKit
			➡	→ 09/99; - ABS		03.0137-0126.2 650126 03.0420-0617.3 680617 03.0520-3917.3 693917 03.0525-0001.3 EQ0001	Ø 180 x 31 + HEB VW Ø 180 x 31 + RZ / + Zub Kit VW Ø 180 x 31 + RZ / + Zub TopKit VW Ø 180 x 31 - RZ / + Zub Easy Quick
			➡	→ 09/99; + ABS		03.0137-0268.2 650268 03.0420-4219.3 684219 03.0520-4219.3 694219	VW Ø 200 x 40 + HEB VW Ø 200 x 40 + RZ / + Zub Kit VW Ø 200 x 40 + RZ / + Zub TopKit
68 1.9 SDI	50	08/99→01/02	➡	→ 09/01		03.0137-0268.2 650268 03.0420-4219.3 684219 03.0520-4219.3 694219	VW Ø 200 x 40 + HEB VW Ø 200 x 40 + RZ / + Zub Kit VW Ø 200 x 40 + RZ / + Zub TopKit
			➡	10/99→		03.0137-0268.2 650268 03.0420-4219.3 684219 03.0520-4219.3 694219	VW Ø 200 x 40 + HEB VW Ø 200 x 40 + RZ / + Zub Kit VW Ø 200 x 40 + RZ / + Zub TopKit
90 1.8	66	01/97→09/01	➡	03/98→		03.0137-0268.2 650268	VW Ø 200 x 40 + HEB
			➡	03/98→; + MX		03.0420-4219.3 684219 03.0520-4219.3 694219	VW Ø 200 x 40 + RZ / + Zub Kit VW Ø 200 x 40 + RZ / + Zub TopKit











	kw					! #		
VW - POLO III CLASSIC (6V2) 01/95→11/09								
 Seilzug, Feststellbremse								
1.6	74	11/02→07/06			→ 6K-W-591018; Trommelbremse; 	2	24.3727-0161.2 580161	L= 1.512
1.9 SDI	48	06/96→09/01						
1.9 TDI	67	01/97→08/99			6K-W-591019→; Trommelbremse; 	2	24.3727-0162.2 580162	L= 1.514
100 1.6	74	12/95→09/01						
2.0	85	08/99→09/01						
57 1.7 SDI	42	07/97→09/01						
64 1.9 SDI	47	12/95→08/99						
90 1.9 TDI	66	09/96→09/01						
110 1.9 TDI	81	06/98→01/02			6K-W-591019→; → 09/01; Scheibenbremse; 	2	24.3727-0165.2 580165	L= 1.641
54 1.4	40	01/98→08/99			6K-V-013237→; - ABS; Trommelbremse; 	2	24.3727-0161.2 580161	L= 1.512
60 1.4	44	12/95→09/01						
75 1.4 16V	55	10/99→09/01			→ 6K-V-013236; - ABS; Trommelbremse; 	2	24.3727-0161.2 580161	L= 1.512
75 1.6	55	11/95→09/01						
					→ 6K-W-591018; + ABS; Trommelbremse; 	2	24.3727-0161.2 580161	L= 1.512
					6K-W-591019→; + ABS; Trommelbremse; 	2	24.3727-0162.2 580162	L= 1.514
68 1.9 SDI	50	08/99→01/02			→ 6K-W-591018; Trommelbremse; 	2	24.3727-0161.2 580161	L= 1.512
					6K-W-591019→; → 09/01; Trommelbremse; 	2	24.3727-0162.2 580162	L= 1.514
90 1.8	66	01/97→09/01			03/98→; → 6K-W-591018; Trommelbremse; 	2	24.3727-0161.2 580161	L= 1.512
					6K-W-591019→; Trommelbremse; 	2	24.3727-0162.2 580162	L= 1.514
VW - POLO IV Stufenheck (9A4, 9A2, 9N2, 9A6) 09/02→								
 Radbremszylinder								
1.0	58	02/03→10/03	➡		+PR 1KB / 1KM	2	24.3217-0908.3 020167	ALU
1.4	55	11/02→04/12	➡		+PR 1KB / 1KM	2	24.3217-0908.3 020167	ALU
1.4 TDI	55	07/03→06/05	➡					
1.9 SDI	47	09/02→04/12	➡		+PR 1KM; 9N-5-500 001→	2	24.3219-0909.3 020188	ALU
Zubehörsatz, Bremsbacken								
1.0	58	02/03→10/03	➡		+PR 1KB / 1KM		03.0137-9168.2 669168	VW
1.4	55	11/02→04/12	➡					
1.4 TDI	55	07/03→06/05	➡					
1.9 SDI	47	09/02→04/12	➡					
 Bremstrommel								
1.0	58	02/03→10/03	➡		+PR 1KB / 1KM		24.0220-0037.1 480161	Ø 240 x 50,1 / 201,5
1.4	55	11/02→04/12	➡					
1.4 TDI	55	07/03→06/05	➡					
1.9 SDI	47	09/02→04/12	➡					
 Bremsbackensatz								
1.0	58	02/03→10/03	➡		+PR 1KB / 1KM		03.0137-0268.2 650268	VW Ø 200 x 40 + HEB
1.4 TDI	55	07/03→06/05	➡		+PR 1KB		03.0420-1517.3 681517	VW Ø 200 x 40 + RZ / + Zub Kit
			➡				03.0520-4817.3 694817	Ø 200 x 40 + RZ / + Zub TopKit
			➡		+PR 1KM		03.0520-8219.3 698219	VW Ø 200 x 40 + RZ / + Zub TopKit
1.4	55	11/02→04/12	➡		+PR 1KB / 1KM		03.0137-0268.2 650268	VW Ø 200 x 40 + HEB
1.9 SDI	47	09/02→04/12	➡		→ 05/09; +PR 1KB		03.0420-1517.3 681517	VW Ø 200 x 40 + RZ / + Zub Kit
			➡				03.0520-4817.3 694817	Ø 200 x 40 + RZ / + Zub TopKit
			➡		+PR 1KM		03.0520-8219.3 698219	VW Ø 200 x 40 + RZ / + Zub TopKit
 Seilzug, Feststellbremse								
1.0	58	02/03→10/03			+PR 1JB / 1KD / 1KK / 1KS / 1KT; für Fahrzeuge mit Schlechtwegeausführung; Scheibenbremse; 	2	24.3727-0176.2 580176	L= 1.640
1.4	74	11/03→06/05						
1.4 TDI	55	07/03→06/05			+PR 1JC / 1JL / 1JP / 1JS / 1KD / 1KS / 1KK / 1KT / 1KV / 2EJ; Scheibenbremse; 	2	24.3727-0197.2 580197	L= 1.645
					+PR 1JB / 1KD / 1KK / 1KS / 1KT; für Fahrzeuge mit Schlechtwegeausführung; 	2	24.3727-0198.2 580198	L= 1.645
					für Fahrzeuge ohne Schlechtwegeausführung; Trommelbremse; 	2	24.3727-0199.2 580199	L= 1.580
					+PR 1JB / 1KB; für Fahrzeuge mit Schlechtwegeausführung; Trommelbremse; 	2	24.3727-2504.2 582504	L= 1.580
→								

	kw			 	! #			
VW - POLO IV Stufenheck (9A4, 9A2, 9N2, 9A6) 09/02→								
 Seilzug, Feststellbremse								
1.4 1.6 Flex 1.9 SDI 1.9 TDi 2.0 Flex	55 - 61	11/02→04/12		→ 05/09; +PR 1JB / 1KD / 1KK / 1KS / 1KT; für Fahrzeuge mit Schlechtwegeausführung; Scheibenbremse; 	2	24.3727-0176.2	580176	L= 1.640
	77	05/08→10/14		→ 05/09; +PR 1JC / 1JL / 1JP / 1JS / 1KD / 1KS / 1KK / 1KT / 1KV / 2EJ; Scheibenbremse; 	2	24.3727-0197.2	580197	L= 1.645
	47	09/02→04/12		→ 05/09; +PR 1JB / 1KD / 1KK / 1KS / 1KT; für Fahrzeuge mit Schlechtwegeausführung; 	2	24.3727-0198.2	580198	L= 1.645
	74	09/02→		→ 05/09; für Fahrzeuge ohne Schlechtwegeausführung; Trommelbremse; 	2	24.3727-0199.2	580199	L= 1.580
	88	10/08→12/14		→ 05/09; +PR 1JB / 1KB; für Fahrzeuge mit Schlechtwegeausführung; Trommelbremse; 	2	24.3727-2504.2	582504	L= 1.580
1.6	74	09/02→		05/06→ 05/09; +PR 1JB / 1KD / 1KK / 1KS / 1KT; für Fahrzeuge mit Schlechtwegeausführung; Scheibenbremse; 	2	24.3727-0176.2	580176	L= 1.640
				05/06→ 05/09; +PR 1JC / 1JL / 1JP / 1JS / 1KD / 1KS / 1KK / 1KT / 1KV / 2EJ; Scheibenbremse; 	2	24.3727-0197.2	580197	L= 1.645
				05/06→ 05/09; +PR 1JB / 1KD / 1KK / 1KS / 1KT; für Fahrzeuge mit Schlechtwegeausführung; 	2	24.3727-0198.2	580198	L= 1.645
				05/06→ 05/09; für Fahrzeuge ohne Schlechtwegeausführung; Trommelbremse; 	2	24.3727-0199.2	580199	L= 1.580
				05/06→ 05/09; +PR 1JB / 1KB; für Fahrzeuge mit Schlechtwegeausführung; Trommelbremse; 	2	24.3727-2504.2	582504	L= 1.580
1.6 Flex 1.6 Total Flex	76	12/04→10/14		05/06→; +PR 1JB / 1KD / 1KK / 1KS / 1KT; für Fahrzeuge mit Schlechtwegeausführung; Scheibenbremse; 	2	24.3727-0176.2	580176	L= 1.640
	74	10/04→06/06		05/06→; +PR 1JC / 1JL / 1JP / 1JS / 1KD / 1KS / 1KK / 1KT / 1KV / 2EJ; Scheibenbremse; 	2	24.3727-0197.2	580197	L= 1.645
				05/06→; +PR 1JB / 1KD / 1KK / 1KS / 1KT; für Fahrzeuge mit Schlechtwegeausführung; 	2	24.3727-0198.2	580198	L= 1.645
				05/06→; für Fahrzeuge ohne Schlechtwegeausführung; Trommelbremse; 	2	24.3727-0199.2	580199	L= 1.580
				05/06→; +PR 1JB / 1KB; für Fahrzeuge mit Schlechtwegeausführung; Trommelbremse; 	2	24.3727-2504.2	582504	L= 1.580
VW - POLO IV Stufenheck (9N4) 09/02→12/10								
 Seilzug, Feststellbremse								
1.4 TDi	55	01/03→12/07		+PR 1JB / 1KD / 1KK / 1KS / 1KT; für Fahrzeuge mit Schlechtwegeausführung; Scheibenbremse; 	2	24.3727-0176.2	580176	L= 1.640
				+PR 1JC / 1JL / 1JP / 1JS / 1KD / 1KS / 1KK / 1KT / 1KV / 2EJ; Scheibenbremse; 	2	24.3727-0197.2	580197	L= 1.645
				+PR 1JB / 1KD / 1KK / 1KS / 1KT; für Fahrzeuge mit Schlechtwegeausführung; 	2	24.3727-0198.2	580198	L= 1.645
				für Fahrzeuge ohne Schlechtwegeausführung; Trommelbremse; 	2	24.3727-0199.2	580199	L= 1.580
				+PR 1JB / 1KB; für Fahrzeuge mit Schlechtwegeausführung; Trommelbremse; 	2	24.3727-2504.2	582504	L= 1.580
1.9 TDi	74	07/03→12/10		→ 05/09; +PR 1JB / 1KD / 1KK / 1KS / 1KT; für Fahrzeuge mit Schlechtwegeausführung; Scheibenbremse; 	2	24.3727-0176.2	580176	L= 1.640
				→ 05/09; +PR 1JC / 1JL / 1JP / 1JS / 1KD / 1KS / 1KK / 1KT / 1KV / 2EJ; Scheibenbremse; 	2	24.3727-0197.2	580197	L= 1.645
				→ 05/09; +PR 1JB / 1KD / 1KK / 1KS / 1KT; für Fahrzeuge mit Schlechtwegeausführung; 	2	24.3727-0198.2	580198	L= 1.645
				→ 05/09; für Fahrzeuge ohne Schlechtwegeausführung; Trommelbremse; 	2	24.3727-0199.2	580199	L= 1.580
				→ 05/09; +PR 1JB / 1KB; für Fahrzeuge mit Schlechtwegeausführung; Trommelbremse; 	2	24.3727-2504.2	582504	L= 1.580














	kW			 	! #		
VW - POLO V (6R1, 6C1) 03/09→							
 Radbremszylinder							
1.0	44 - 55	01/14→	➡	+PR 1KM	2	24.3219-0909.3 020188	ALU
1.0 TSI	70 - 81	11/14→					
1.2	44 - 55	06/09→	➡	+PR 1KB	2	24.3217-0908.3 020167	ALU
1.2 TDI	55	10/09→	➡	+PR 1KM	2	24.3219-0909.3 020188	ALU
1.2 TSI	66 - 81	11/09→					
1.2 TSI 16V	66	02/14→10/17					
1.4	63	03/09→05/14					
1.4 BiFuel	60	03/10→01/11					
1.4 TDI	55 - 77	02/14→					
1.4 TSI	103 - 110	10/12→10/17					
1.6	66 - 81	07/14→10/17					
1.6 BiFuel	60	01/11→05/14					
1.6 TDI	55 - 77	06/09→					
1.6	77	01/10→	➡	07/14→; +PR 1KB	2	24.3217-0908.3 020167	ALU
			➡	07/14→; +PR 1KM	2	24.3219-0909.3 020188	ALU
Zubehörsatz, Bremsbacken							
1.0	44 - 55	01/14→	➡	+PR 1KM		03.0137-9168.2 669168	VW
1.0 TSI	70 - 81	11/14→					
1.2 TSI	81	01/14→					
1.4 TDI	55 - 77	02/14→					
1.4 TSI	110	05/14→10/17					
1.6	66 - 81	07/14→10/17					
1.2	44 - 55	06/09→	➡	+PR 1KB / 1KM		03.0137-9168.2 669168	VW
1.2 TDI	55	10/09→					
1.2 TSI	66 - 77	11/09→					
1.2 TSI 16V	66	02/14→10/17					
1.4	63	03/09→05/14					
1.4 BiFuel	60	03/10→01/11					
1.4 TSI	103	10/12→05/14					
1.6 BiFuel	60	01/11→05/14					
1.6 TDI	55 - 77	06/09→					
1.6	77	01/10→	➡	07/14→; +PR 1KM		03.0137-9168.2 669168	VW
 Bremstrommel							
1.0	44 - 55	01/14→	➡	+PR 1KM		24.0220-0037.1 480161	Ø 240 x 50,1 / 201,5
1.0 TSI	70 - 81	11/14→					
1.2 TSI	81	01/14→					
1.4 TDI	55 - 77	02/14→					
1.4 TSI	110	05/14→10/17					
1.6	66 - 81	07/14→10/17					
1.2	44 - 55	06/09→	➡	+PR 1KB / 1KM		24.0220-0037.1 480161	Ø 240 x 50,1 / 201,5
1.2 TDI	55	10/09→					
1.2 TSI	66 - 77	11/09→					
1.2 TSI 16V	66	02/14→10/17					
1.4	63	03/09→05/14					
1.4 BiFuel	60	03/10→01/11					
1.4 TSI	103	10/12→05/14					
1.6 BiFuel	60	01/11→05/14					
1.6 TDI	55 - 77	06/09→					
1.6	77	01/10→	➡	07/14→; +PR 1KM		24.0220-0037.1 480161	Ø 240 x 50,1 / 201,5
 Bremsbackensatz							
1.0	44 - 55	01/14→	➡	+PR 1KM		03.0137-0268.2 650268	VW Ø 200 x 40 + HEB
1.0 TSI	70 - 81	11/14→				03.0520-8219.3 698219	VW Ø 200 x 40 + RZ / + Zub TopKit
→							



















	kw					! #		
VW - POLO V (6R1, 6C1) 03/09→								
 Bremsbackensatz								
1.4 TDI	55 - 77	02/14→	➡	+PR 1KM			03.0137-0268.2 650268	VW Ø 200 x 40 + HEB
1.4 TSI	110	05/14→10/17					03.0520-8219.3 698219	VW Ø 200 x 40 + RZ / + Zub TopKit
1.2	44 - 55	06/09→	➡	+PR 1KB / 1KM			03.0137-0268.2 650268	VW Ø 200 x 40 + HEB
1.2 TDI	55	10/09→	➡	+PR 1KB			03.0520-4817.3 694817	Ø 200 x 40 + RZ / + Zub TopKit
1.2 TSI	66 - 77	11/09→	➡	+PR 1KM			03.0520-8219.3 698219	VW Ø 200 x 40 + RZ / + Zub TopKit
1.2 TSI 16V	66	02/14→10/17						
1.4	63	03/09→05/14						
1.4 BiFuel	60	03/10→01/11						
1.4 TSI	103	10/12→05/14						
1.6 BiFuel	60	01/11→05/14						
1.6 TDI	55 - 77	06/09→						
1.2 TSI	81	01/14→	➡	+PR 1KM			03.0137-0268.2 650268	VW Ø 200 x 40 + HEB
1.6	66 - 81	07/14→10/17					03.0520-8219.3 698219	VW Ø 200 x 40 + RZ / + Zub TopKit
			➡	+PR 1KB			03.0520-4817.3 694817	Ø 200 x 40 + RZ / + Zub TopKit
1.6	77	01/10→	➡	07/14→; +PR 1KM			03.0137-0268.2 650268	VW Ø 200 x 40 + HEB
							03.0520-8219.3 698219	VW Ø 200 x 40 + RZ / + Zub TopKit
			➡	07/14→; +PR 1KB			03.0520-4817.3 694817	Ø 200 x 40 + RZ / + Zub TopKit
 Seilzug, Feststellbremse								
1.0	44 - 55	01/14→		+PR 1KM; Trommelbremse; ⚠	2	24.3727-3402.2 583402		L= 1.588
1.0 TSI	70 - 81	11/14→		+PR 1KK / 1KT / 1KV / 2EJ; Scheibenbremse; ⚠	2	24.3727-3403.2 583403		L= 1.642
1.2	44 - 55	06/09→						
1.2 TDI	55	10/09→						
1.2 TSI	66 - 81	11/09→						
1.2 TSI 16V	66	02/14→10/17						
1.4	63	03/09→05/14						
1.4 BiFuel	60	03/10→01/11						
1.4 TDI	55 - 77	02/14→						
1.4 TSI	103 - 110	10/12→10/17						
1.6	66 - 81	07/14→10/17						
1.6 BiFuel	60	01/11→05/14						
1.6 TDI	55 - 77	06/09→						
1.4 GTI	132	05/10→		+PR 1KK / 1KT / 1KV / 2EJ; Scheibenbremse; ⚠	2	24.3727-3403.2 583403		L= 1.642
1.8 GTI	141	11/14→						
1.8 GTI 230	169	04/16→						
2.0 R WRC	162	08/13→05/14						
1.6	77	01/10→		07/14→; +PR 1KM; Trommelbremse; ⚠	2	24.3727-3402.2 583402		L= 1.588
				07/14→; +PR 1KK / 1KT / 1KV / 2EJ; Scheibenbremse; ⚠	2	24.3727-3403.2 583403		L= 1.642
VW - POLO V Stufenheck (602, 604, 612, 614) 05/09→								
 Radbremszylinder								
1.2 TSI	77	10/13→	➡	+PR 1KB	2	24.3217-0908.3 020167		ALU
1.4 TSi	92	05/16→						
1.6	66 - 81	07/14→	➡	+PR 1KM	2	24.3219-0909.3 020188		ALU
1.4	63	12/10→	➡	07/14→; +PR 1KB	2	24.3217-0908.3 020167		ALU
1.6	63 - 77	05/10→	➡	07/14→; +PR 1KM	2	24.3219-0909.3 020188		ALU
Zubehörsatz, Bremsbacken								
1.2 TSI	77	10/13→	➡	+PR 1KB / 1KM			03.0137-9168.2 669168	VW
1.4 TSi	92	05/16→						
1.4	63	12/10→	➡	07/14→; +PR 1KM			03.0137-9168.2 669168	VW
1.6	63 - 77	05/10→						
1.6	66 - 81	07/14→	➡	+PR 1KM			03.0137-9168.2 669168	VW
 Bremstrommel								
1.2 TSI	77	10/13→	➡	+PR 1KB / 1KM			24.0220-0037.1 480161	Ø 240 x 50,1 / 201,5
1.4 TSi	92	05/16→						
→								




















	kw					! #		
VW - POLO V Stufenheck (602, 604, 612, 614) 05/09→								
 Bremstrommel								
1.4 1.6	63 63 - 77	12/10→ 05/10→	➡	07/14→; +PR 1KM		24.0220-0037.1	480161	Ø 240 x 50,1 / 201,5
1.6	66 - 81	07/14→	➡	+PR 1KM		24.0220-0037.1	480161	Ø 240 x 50,1 / 201,5
 Bremsbackensatz								
1.2 TSI 1.4 TSi	77 92	10/13→ 05/16→	➡	+PR 1KB / 1KM		03.0137-0268.2	650268	VW Ø 200 x 40 + HEB
			➡	+PR 1KB		03.0520-4817.3	694817	Ø 200 x 40 + RZ / + Zub TopKit
			➡	+PR 1KM		03.0520-8219.3	698219	VW Ø 200 x 40 + RZ / + Zub TopKit
1.4 1.6	63 63 - 77	12/10→ 05/10→	➡	07/14→; +PR 1KM		03.0137-0268.2	650268	VW Ø 200 x 40 + HEB
			➡	07/14→; +PR 1KB		03.0520-8219.3	698219	VW Ø 200 x 40 + RZ / + Zub TopKit
			➡	07/14→; +PR 1KB		03.0520-4817.3	694817	Ø 200 x 40 + RZ / + Zub TopKit
1.6	66 - 81	07/14→	➡	+PR 1KM		03.0137-0268.2	650268	VW Ø 200 x 40 + HEB
			➡	+PR 1KB		03.0520-8219.3	698219	VW Ø 200 x 40 + RZ / + Zub TopKit
			➡	+PR 1KB		03.0520-4817.3	694817	Ø 200 x 40 + RZ / + Zub TopKit
 Seilzug, Feststellbremse								
1.2 TSI 1.4 TSi 1.6	77 92 66 - 81	10/13→ 05/16→ 07/14→		+PR 1KM; Trommelbremse; ⚠	2	24.3727-3402.2	583402	L= 1.588
				+PR 1KK / 1KT / 1KV / 2EJ; Scheibenbremse; ⚠	2	24.3727-3403.2	583403	L= 1.642
1.4 1.6	63 63 - 77	12/10→ 05/10→		07/14→; +PR 1KM; Trommelbremse; ⚠	2	24.3727-3402.2	583402	L= 1.588
				07/14→; +PR 1KK / 1KT / 1KV / 2EJ; Scheibenbremse; ⚠	2	24.3727-3403.2	583403	L= 1.642
VW - POLO VI (AW1, BZ1, AE1) 06/17→								
 Radbremszylinder								
1.0 1.0 TSI	48 - 55 70	06/17→08/21 06/17→	➡	09/17→; +PR 1KA / 1KG	2	24.3220-1757.3	020605	ALU
1.0 MPi 1.0 TGI 1.0 TSI	59 66 81 - 85	09/18→ 09/17→ 09/17→	➡	+PR 1KA / 1KG	2	24.3220-1757.3	020605	ALU
1.5 TSI 1.6 MSi 1.6 TDI	110 81 59 - 70	10/18→08/21 09/17→ 11/17→02/21						
2.0 GTI	147	11/17→						
Zubehörsatz, Bremsbacken								
1.0 1.0 MPi 1.0 TGI 1.0 TSI	48 - 55 59 66 70 - 85	06/17→08/21 09/18→ 09/17→ 06/17→	➡	+PR 1KA		03.0137-9309.2	669309	AP
			➡	+PR 1KG		03.0137-9317.2	669317	
1.5 TSI 1.6 MSi 1.6 TDI	110 81 59 - 70	10/18→08/21 09/17→ 11/17→02/21						
2.0 GTI	147	11/17→						
 Bremsbackensatz								
1.0 1.0 TSI	48 - 55 70	06/17→08/21 06/17→	➡	+PR 1KG		03.0137-0539.2	650539	Ø 203 x 38 + HEB
			➡	09/17→; +PR 1KA		03.0137-0540.2	650540	Ø 228 x 42 + HEB
1.0 MPi 1.0 TGI 1.0 TSI	59 66 81 - 85	09/18→ 09/17→ 09/17→	➡	+PR 1KG		03.0137-0539.2	650539	Ø 203 x 38 + HEB
			➡	+PR 1KA		03.0137-0540.2	650540	Ø 228 x 42 + HEB
1.5 TSI 1.6 MSi 1.6 TDI	110 81 59 - 70	10/18→08/21 09/17→ 11/17→02/21						
2.0 GTI	147	11/17→						






































	kW			 	! #		
VW - POLO CityVan (6R) 03/09 →							
 Radbremszylinder							
1.0	44 - 55	01/14 →	➡	+PR 1KM		24.3219-0909.3 020188	ALU
1.0 TSI	70 - 81	11/14 →					
1.2	44	03/09 → 05/14	➡	+PR 1KB		24.3217-0908.3 020167	ALU
1.2 BlueMotion	51	03/09 → 05/14					
1.2 TDi BlueMotion	55	10/09 → 05/14	➡	+PR 1KM		24.3219-0909.3 020188	ALU
1.2 TSi	66	05/11 → 05/14					
1.2 TSI	66 - 81	01/14 →					
1.2 TSi BlueMotion	77	11/09 → 05/14					
1.4	63	03/09 → 05/14					
1.4 TDI	55 - 77	02/14 →					
1.4 TSI	110	05/14 →					
1.6 TDi	55 - 77	06/09 → 05/14					
1.6 TDi BlueMotion	66	06/09 → 05/14					
Zubehörsatz, Bremsbacken							
1.0	44 - 55	01/14 →	➡	+PR 1KM		03.0137-9168.2 669168	VW
1.0 TSI	70 - 81	11/14 →					
1.2 TSI	81	01/14 →					
1.4 TDI	55 - 77	02/14 →					
1.4 TSI	110	05/14 →					
1.2	44	03/09 → 05/14	➡	+PR 1KB / 1KM		03.0137-9168.2 669168	VW
1.2 BlueMotion	51	03/09 → 05/14					
1.2 TDi BlueMotion	55	10/09 → 05/14					
1.2 TSi	66	05/11 → 05/14					
1.2 TSI	66	02/14 →					
1.2 TSi BlueMotion	77	11/09 → 05/14					
1.4	63	03/09 → 05/14					
1.6 TDi	55 - 77	06/09 → 05/14					
1.6 TDi BlueMotion	66	06/09 → 05/14					
 Bremstrommel							
1.0	44 - 55	01/14 →	➡	+PR 1KM		24.0220-0037.1 480161	Ø 240 x 50,1 / 201,5
1.0 TSI	70 - 81	11/14 →					
1.2 TSI	81	01/14 →					
1.4 TDI	55 - 77	02/14 →					
1.4 TSI	110	05/14 →					
1.2	44	03/09 → 05/14	➡	+PR 1KB / 1KM		24.0220-0037.1 480161	Ø 240 x 50,1 / 201,5
1.2 BlueMotion	51	03/09 → 05/14					
1.2 TDi BlueMotion	55	10/09 → 05/14					
1.2 TSi	66	05/11 → 05/14					
1.2 TSI	66	02/14 →					
1.2 TSi BlueMotion	77	11/09 → 05/14					
1.4	63	03/09 → 05/14					
1.6 TDi	55 - 77	06/09 → 05/14					
1.6 TDi BlueMotion	66	06/09 → 05/14					
 Bremsbackensatz							
1.0	44 - 55	01/14 →	➡	+PR 1KM		03.0137-0268.2 650268	VW Ø 200 x 40 + HEB
1.0 TSI	70 - 81	11/14 →				03.0520-8219.3 698219	VW Ø 200 x 40 + RZ / + Zub TopKit
1.4 TDI	55 - 77	02/14 →					
1.4 TSI	110	05/14 →					
1.2	44	03/09 → 05/14	➡	+PR 1KB / 1KM		03.0137-0268.2 650268	VW Ø 200 x 40 + HEB
1.2 BlueMotion	51	03/09 → 05/14					
1.2 TDi BlueMotion	55	10/09 → 05/14	➡	+PR 1KB		03.0520-4817.3 694817	Ø 200 x 40 + RZ / + Zub TopKit
1.2 TSi	66	05/11 → 05/14	➡	+PR 1KM		03.0520-8219.3 698219	VW Ø 200 x 40 + RZ / + Zub TopKit
1.2 TSI	66	02/14 →					
1.2 TSi BlueMotion	77	11/09 → 05/14					
1.4	63	03/09 → 05/14					
1.6 TDi	55 - 77	06/09 → 05/14					
1.6 TDi BlueMotion	66	06/09 → 05/14					
1.2 TSI	81	01/14 →	➡	+PR 1KM		03.0137-0268.2 650268	VW Ø 200 x 40 + HEB
						03.0520-8219.3 698219	VW Ø 200 x 40 + RZ / + Zub TopKit
→							






































	kw			 	! #		
VW - POLO CityVan (6R) 03/09→							
 Bremsbackensatz							
1.2 TSI	81	01/14→	➔	+PR 1KB		03.0520-4817.3 694817	Ø 200 x 40 + RZ / + Zub TopKit
 Seilzug, Feststellbremse							
1.0	44 - 55	01/14→		+PR 1KM; Trommelbremse; ↓	2	24.3727-3402.2 583402	L= 1.588
1.0 TSI	70 - 81	11/14→		+PR 1KK / 1KT / 1KV / 2EJ; Scheibenbremse; ↓	2	24.3727-3403.2 583403	L= 1.642
1.2	44	03/09→05/14					
1.2 BlueMotion	51	03/09→05/14					
1.2 TDi BlueMotion	55	10/09→05/14					
1.2 TSi	66	05/11→05/14					
1.2 TSI	66 - 81	01/14→					
1.2 TSi BlueMotion	77	11/09→05/14					
1.4	63	03/09→05/14					
1.4 TDI	55 - 77	02/14→					
1.4 TSI	110	05/14→					
1.6 TDi	55 - 77	06/09→05/14					
1.6 TDi BlueMotion	66	06/09→05/14					
1.4 GTi	132	05/10→05/14		+PR 1KK / 1KT / 1KV / 2EJ; Scheibenbremse; ↓	2	24.3727-3403.2 583403	L= 1.642
VW - POLO Van Kasten/Kombi (6V5) 05/96→09/01							
 Radbremszylinder							
1.4	44 - 55	08/97→09/01	➔			24.3219-0909.3 020188	ALU
1.6	55	09/97→12/98					
1.7 SDI	44	08/97→12/99					
1.9 SDI	50	10/99→09/01	➔	+PR 1KB		24.3217-0908.3 020167	ALU
Zubehörsatz, Bremsbacken							
1.4	44 - 55	08/97→09/01	➔			03.0137-9168.2 669168	VW
1.6	55	09/97→12/98					
1.7 SDI	44	08/97→12/99					
1.9 SDI	50	10/99→09/01	➔	+PR 1KB		03.0137-9168.2 669168	VW
 Bremstrommel							
1.4	44	08/97→12/99	➔	→ 09/99		24.0220-0018.1 480019	Ø 240 x 50 / 201 - RLG / - ABS Ring
1.7 SDI	44	08/97→12/99				24.0220-0718.2 480209	Ø 240 x 50 / 201 + RLG / - ABS Ring
			➔	10/99→		24.0220-0032.1 480130	Ø 240 x 50,1 / 201,5
1.4	55	06/00→09/01	➔			24.0220-0032.1 480130	Ø 240 x 50,1 / 201,5
1.6	55	09/97→12/98	➔			24.0220-0018.1 480019	Ø 240 x 50 / 201 - RLG / - ABS Ring
						24.0220-0718.2 480209	Ø 240 x 50 / 201 + RLG / - ABS Ring
1.9 SDI	50	10/99→09/01	➔	+PR 1KB		24.0220-0037.1 480161	Ø 240 x 50,1 / 201,5
 Bremsbackensatz							
1.4	44 - 55	08/97→09/01	➔			03.0137-0268.2 650268	VW Ø 200 x 40 + HEB
1.6	55	09/97→12/98				03.0420-4219.3 684219	VW Ø 200 x 40 + RZ / + Zub Kit
1.7 SDI	44	08/97→12/99				03.0520-4219.3 694219	VW Ø 200 x 40 + RZ / + Zub TopKit
1.9 SDI	50	10/99→09/01	➔	+PR 1KB		03.0137-0268.2 650268	VW Ø 200 x 40 + HEB
						03.0420-1517.3 681517	VW Ø 200 x 40 + RZ / + Zub Kit
						03.0520-1517.3 691517	VW Ø 200 x 40 + RZ / + Zub TopKit
 Seilzug, Feststellbremse							
1.4	44 - 55	08/97→09/01		→ 6K-W-591018; Trommelbremse; ↓	2	24.3727-0161.2 580161	L= 1.512
1.6	55	09/97→12/98		6K-W-591019→; Trommelbremse; ↓	2	24.3727-0162.2 580162	L= 1.514
1.7 SDI	44	08/97→12/99					
1.9 SDI	50	10/99→09/01		+PR 1JB / 1KD / 1KK / 1KS / 1KT; für Fahrzeuge mit Schlechtwegeausführung; Scheibenbremse; ↓	2	24.3727-0176.2 580176	L= 1.640
→							

	kw			 	! #		
VW - POLO Van Kasten/Kombi (6V5) 05/96→09/01							
 Seilzug, Feststellbremse							
1.9 SDI	50	10/99→09/01		+PR 1JC / 1JL / 1JP / 1JS / 1KD / 1KS / 1KK / 1KT / 1KV / 2EJ; Scheibenbremse; 	2	24.3727-0197.2 580197	L= 1.645
				+PR 1JB / 1KD / 1KK / 1KS / 1KT; für Fahrzeuge mit Schlechtwegeausführung; 	2	24.3727-0198.2 580198	L= 1.645
				für Fahrzeuge ohne Schlechtwegeausführung; Trommelbremse; 	2	24.3727-0199.2 580199	L= 1.580
				+PR 1JB / 1KB; für Fahrzeuge mit Schlechtwegeausführung; Trommelbremse; 	2	24.3727-2504.2 582504	L= 1.580
VW - POLO Van Kasten/Schrägheck (6N1) 09/94→12/99							
 Radbremszylinder							
1.0	33	10/94→12/99	➔	→ 09/96		03.3217-2112.3 020027 24.3217-0908.3 020167	GG ALU
Zubehörsatz, Bremsbacken							
1.0	33	10/94→12/99	➔	→ 6N-XY227489; - ABS		03.0137-9008.2 669008	
			➔	6N-XY227490→		03.0137-9168.2 669168	VW
			➔	→ 6N-XY227489; + ABS		03.0137-9168.2 669168	VW
 Bremstrommel							
1.0	33	10/94→12/99	➔	→ 6N-XY227489; - ABS		24.0218-0007.1 480003 24.0218-0707.2 480211	Ø 211,5 x 38,5 / 181 - RLG Ø 211,5 x 38,5 / 181 + RLG
			➔	6N-XY227490→ 6N-XY420000		24.0220-0018.1 480019 24.0220-0718.2 480209	Ø 240 x 50 / 201 - RLG / - ABS Ring Ø 240 x 50 / 201 + RLG / - ABS Ring
			➔	→ 6N-XY227489; + ABS		24.0220-0018.1 480019 24.0220-0718.2 480209	Ø 240 x 50 / 201 - RLG / - ABS Ring Ø 240 x 50 / 201 + RLG / - ABS Ring
			➔	6N-XY420001→		24.0220-0032.1 480130	Ø 240 x 50,1 / 201,5
 Bremsbackensatz							
1.0	33	10/94→12/99	➔	→ 6N-XY227489; - ABS		03.0137-0126.2 650126 03.0420-0617.3 680617 03.0520-3917.3 693917 03.0525-0001.3 EQ0001	Ø 180 x 31 + HEB VW Ø 180 x 31 + RZ / + Zub Kit VW Ø 180 x 31 + RZ / + Zub TopKit VW Ø 180 x 31 - RZ / + Zub Easy Quick
			➔	6N-XY227490→		03.0137-0268.2 650268 03.0420-1517.3 681517 03.0520-1517.3 691517	VW Ø 200 x 40 + HEB VW Ø 200 x 40 + RZ / + Zub Kit VW Ø 200 x 40 + RZ / + Zub TopKit
			➔	→ 6N-XY227489; + ABS		03.0137-0268.2 650268 03.0420-1517.3 681517 03.0520-1517.3 691517	VW Ø 200 x 40 + HEB VW Ø 200 x 40 + RZ / + Zub Kit VW Ø 200 x 40 + RZ / + Zub TopKit
 Seilzug, Feststellbremse							
1.0	33	10/94→12/99		→ 09/96; Trommelbremse; 	2	24.3727-0161.2 580161	L= 1.512
VW - POLO Variant (6V5) 04/97→09/01							
 Radbremszylinder							
1.4 1.4 16V 1.6 1.7 SDI 1.8 1.9 SDI 1.9 TDI ➔	40 - 44 55 55 - 74 42 66 47 - 50 66	05/97→09/01 10/99→09/01 05/97→09/01 08/97→09/01 05/97→09/01 06/97→09/01 05/97→09/01	➔		2	24.3219-0909.3 020188	ALU




























	kW			 	! #		
VW - POLO Variant (6V5) 04/97→09/01							
Zubehörsatz, Bremsbacken							
1.4	40 - 44	05/97→09/01	➔			03.0137-9168.2 669168	VW
1.4 16V	55	10/99→09/01					
1.6	55 - 74	05/97→09/01					
1.7 SDI	42	08/97→09/01					
1.8	66	05/97→09/01					
1.9 SDI	47 - 50	06/97→09/01					
1.9 TDI	66	05/97→09/01					
 Bremstrommel							
1.4	40	01/98→08/99	➔			24.0220-0018.1 480019	Ø 240 x 50 / 201 - RLG / - ABS Ring
						24.0220-0718.2 480209	Ø 240 x 50 / 201 + RLG / - ABS Ring
1.4	44	05/97→09/01	➔	→ 09/99		24.0220-0018.1 480019	Ø 240 x 50 / 201 - RLG / - ABS Ring
1.6	55 - 74	05/97→09/01				24.0220-0718.2 480209	Ø 240 x 50 / 201 + RLG / - ABS Ring
1.7 SDI	42	08/97→09/01					
1.8	66	05/97→09/01					
1.9 SDI	47 - 50	06/97→09/01	➔	10/99→		24.0220-0032.1 480130	Ø 240 x 50,1 / 201,5
1.9 TDI	66	05/97→09/01					
1.4 16V	55	10/99→09/01	➔			24.0220-0032.1 480130	Ø 240 x 50,1 / 201,5
 Bremsbackensatz							
1.4	40 - 44	05/97→09/01	➔			03.0137-0268.2 650268	VW Ø 200 x 40 + HEB
1.4 16V	55	10/99→09/01				03.0420-4219.3 684219	VW Ø 200 x 40 + RZ / + Zub Kit
1.6	55 - 74	05/97→09/01				03.0520-4219.3 694219	VW Ø 200 x 40 + RZ / + Zub TopKit
1.7 SDI	42	08/97→09/01					
1.8	66	05/97→09/01					
1.9 SDI	47 - 50	06/97→09/01					
1.9 TDI	66	05/97→09/01					
 Seilzug, Feststellbremse							
1.4	40 - 44	05/97→09/01		→ 6K-W-591018; Trommelbremse; 	2	24.3727-0161.2 580161	L= 1.512
1.4 16V	55	10/99→09/01		6K-W-591019→; Trommelbremse; 	2	24.3727-0162.2 580162	L= 1.514
1.6	55 - 74	05/97→09/01					
1.7 SDI	42	08/97→09/01					
1.8	66	05/97→09/01					
1.9 SDI	47 - 50	06/97→09/01					
1.9 TDI	66	05/97→09/01					
1.9 TDI	81	06/98→09/01		Scheibenbremse; 	2	24.3727-0165.2 580165	L= 1.641
VW - POLO VIVO Schrägheck (6S1, 6S3) 02/10→09/17							
 Radbremszylinder							
1.4	55	02/10→09/17	➔	07/14→; +PR 1KB	2	24.3217-0908.3 020167	ALU
			➔	07/14→; +PR 1KM	2	24.3219-0909.3 020188	ALU
Zubehörsatz, Bremsbacken							
1.4	55	02/10→09/17	➔	07/14→; +PR 1KM		03.0137-9168.2 669168	VW
 Bremstrommel							
1.4	55	02/10→09/17	➔	07/14→; +PR 1KM		24.0220-0037.1 480161	Ø 240 x 50,1 / 201,5
 Bremsbackensatz							
1.4	55	02/10→09/17	➔	07/14→; +PR 1KM		03.0137-0268.2 650268	VW Ø 200 x 40 + HEB
						03.0520-8219.3 698219	VW Ø 200 x 40 + RZ / + Zub TopKit
			➔	07/14→; +PR 1KB		03.0520-4817.3 694817	Ø 200 x 40 + RZ / + Zub TopKit
 Seilzug, Feststellbremse							
1.4	55	02/10→09/17		07/14→; +PR 1KM; Trommelbremse; 	2	24.3727-3402.2 583402	L= 1.588
				07/14→; +PR 1KK / 1KT / 1KV / 2EJ; Scheibenbremse; 	2	24.3727-3403.2 583403	L= 1.642



















	kW					! #		
VW - SCIROCCO III (137, 138) 05/08→11/17								
 Seilzug, Feststellbremse								
1.4 TSI	90	08/08→11/17		09/08→; Scheibenbremse; 	2	24.3727-0195.2	580195	L= 1.447
1.4 TSI	92 - 110	11/13→11/17		Scheibenbremse; 	2	24.3727-0195.2	580195	L= 1.447
2.0 R	188 - 195	11/09→11/17						
2.0 TDI	100 - 135	05/09→11/17						
2.0 TSI	132 - 162	11/09→11/17						
1.4 TSI	118	05/08→11/17		08/08→; Scheibenbremse; 	2	24.3727-0195.2	580195	L= 1.447
2.0 TFSI	147	05/08→11/09						
2.0 R	206	05/14→11/17		08/14→; Scheibenbremse; 	2	24.3727-0195.2	580195	L= 1.447
2.0 TDI	103	08/08→11/17		10/08→; Scheibenbremse; 	2	24.3727-0195.2	580195	L= 1.447
VW - SCIROCCO Van (137) 06/08→05/14								
 Seilzug, Feststellbremse								
1.4 TSi	90	08/08→05/14		09/08→; Scheibenbremse; 	2	24.3727-0195.2	580195	L= 1.447
1.4 TSi	118	06/08→05/14		08/08→; Scheibenbremse; 	2	24.3727-0195.2	580195	L= 1.447
2.0 TDi	103	08/08→05/14		10/08→; Scheibenbremse; 	2	24.3727-0195.2	580195	L= 1.447
2.0 TDi	125	05/09→05/14		Scheibenbremse; 	2	24.3727-0195.2	580195	L= 1.447
2.0 TFSi	155	11/09→05/14						
VW - SHARAN (7M8, 7M9, 7M6) 05/95→03/10								
 Seilzug, Feststellbremse								
1.8 T 20V	110	09/97→03/10		→ 7M-1-070000; Scheibenbremse; 	2	24.3727-0163.2	580163	L= 1.293
				7M-2-000001→; Scheibenbremse; 	2	24.3727-3404.2	583404	L= 1.320
1.9 TDI	66 - 96	09/95→03/10		Scheibenbremse; 	2	24.3727-0163.2	580163	L= 1.293
2.0	85	09/95→03/10						
2.0 16V	110	09/95→02/00						
2.0 LPG	85	04/06→03/10						
2.8 VR6	128	09/95→04/00						
2.8 VR6 Syncro	128	11/96→04/00						
1.9 TDI	85	04/00→03/10		05/00→; Scheibenbremse; 	2	24.3727-0163.2	580163	L= 1.293
1.9 TDI 4motion	85	03/00→03/10		05/00→; Scheibenbremse; 	2	24.3727-3404.2	583404	L= 1.320
2.0 TDI	103	11/05→03/10		Scheibenbremse; 	2	24.3727-0163.2	580163	L= 1.293
						24.3727-3404.2	583404	L= 1.320
2.8 V6 24V	150	04/00→03/10		Scheibenbremse; 	2	24.3727-3404.2	583404	L= 1.320
2.8 V6 24V 4motion	150	04/00→03/10						
VW - SHARAN VAN (7M_) 05/95→03/10								
 Seilzug, Feststellbremse								
1.9 TDI	96	11/02→05/03		Scheibenbremse; 	2	24.3727-0163.2	580163	L= 1.293
2.8 VR6	150	08/01→05/03						
VW - TAIGO (CS1) 09/21→								
 Radbremszylinder								
1.0 TSI	70 - 81	09/21→		+PR 1KA	2	24.3220-1757.3	020605	ALU
1.5 TSI	110	09/21→						
Zubehörsatz, Bremsbacken								
1.0 TSI	70 - 81	09/21→		+PR 1KA		03.0137-9309.2	669309	AP
1.5 TSI	110	09/21→						
 Bremsbackensatz								
1.0 TSI	70 - 81	09/21→		+PR 1KA		03.0137-0540.2	650540	Ø 228 x 42 + HEB
1.5 TSI	110	09/21→						
VW - TARO 04/89→03/97								
 Radbremszylinder								
2.4 D	58 - 61	06/89→03/97		→ 7A-RH010000	2	24.3222-1740.3	020566	GG
VW - T-CROSS (C11) 12/18→								
 Radbremszylinder								
1.0 TSi	70 - 85	12/18→		+PR 1KA	2	24.3220-1757.3	020605	ALU
→								












	kw					! #		
VW - T-CROSS (C11) 12/18→								
 Radbremszylinder								
1.0 TSI 1.5 TSI 1.6 TDi	81 110 70	06/20→ 01/20→ 12/18→	➡	+PR 1KA	2	24.3220-1757.3	020605	ALU
Zubehörsatz, Bremsbacken								
1.0 TSi 1.0 TSI 1.5 TSI 1.6 TDi	70 - 85 81 110 70	12/18→ 06/20→ 01/20→ 12/18→	➡	+PR 1KA		03.0137-9309.2	669309	AP
 Bremsbackensatz								
1.0 TSi 1.0 TSI 1.5 TSI 1.6 TDi	70 - 85 81 110 70	12/18→ 06/20→ 01/20→ 12/18→	➡	+PR 1KA		03.0137-0540.2	650540	Ø 228 x 42 + HEB
VW - TOUAREG (7LA, 7L6, 7L7) 10/02→01/13								
 Bremsbackensatz, Feststellbremse								
2.5 R5 TDI 3.0 TDI 3.0 V6 TDI	120 - 128 155 165 - 176	01/03→05/10 04/06→05/10 11/04→05/10	➡	+PR 1KE; → 03/10 +PR 1KF / 1KQ / 2ED; → 03/10		03.0137-0419.2 03.0137-0451.2	650419 650451	Ø 185 x 30 Ø 210 x 30
3.2 V6	162	10/02→11/06	➡	11/02→; +PR 1KE; → 12/05 11/02→; +PR 1KF / 1KQ / 2ED; → 12/05		03.0137-0419.2 03.0137-0451.2	650419 650451	Ø 185 x 30 Ø 210 x 30
3.2 V6	177	11/04→11/06	➡	+PR 1KE; → 12/05 +PR 1KF / 1KQ / 2ED; → 12/05		03.0137-0419.2 03.0137-0451.2	650419 650451	Ø 185 x 30 Ø 210 x 30
3.6 V6 FSI	206	10/05→05/10	➡	01/06→ 03/10; +PR 1KE 01/06→ 03/10; +PR 1KF / 1KQ / 2ED		03.0137-0419.2 03.0137-0451.2	650419 650451	Ø 185 x 30 Ø 210 x 30
4.2 V8	228	12/02→11/06	➡	+PR 1KE +PR 1KF / 1KQ / 2ED		03.0137-0419.2 03.0137-0451.2	650419 650451	Ø 185 x 30 Ø 210 x 30
4.2 V8 FSI	257	06/06→05/10	➡	12/06→ 03/10; +PR 1KE 12/06→ 03/10; +PR 1KF / 1KQ / 2ED		03.0137-0419.2 03.0137-0451.2	650419 650451	Ø 185 x 30 Ø 210 x 30
5.0 R50 TDI	257	08/07→05/10	➡	01/08→ 03/10; +PR 1KE 01/08→ 03/10; +PR 1KF / 1KQ / 2ED		03.0137-0419.2 03.0137-0451.2	650419 650451	Ø 185 x 30 Ø 210 x 30
5.0 V10 TDI	230	10/02→05/10	➡	11/02→; +PR 1KE; → 03/10 11/02→; +PR 1KF / 1KQ / 2ED; → 03/10		03.0137-0419.2 03.0137-0451.2	650419 650451	Ø 185 x 30 Ø 210 x 30
6.0 W12	331	08/04→05/10	➡	+PR 1KE; → 11/06 +PR 1KF / 1KQ / 2ED; → 11/06		03.0137-0419.2 03.0137-0451.2	650419 650451	Ø 185 x 30 Ø 210 x 30
Zubehörsatz, Feststellbremsbacken								
2.5 R5 TDI 3.0 TDI 3.0 V6 TDI	120 - 128 155 165 - 176	01/03→05/10 04/06→05/10 11/04→05/10		+PR 1KE; → 03/10 +PR 1KF / 1KQ / 2ED; → 03/10		03.0137-9700.2 03.0137-9702.2	669700 669702	
			➡	+PR 1KE; → 03/10 +PR 1KF / 1KQ / 2ED; → 03/10		03.0137-9288.2 03.0137-9288.2	669288 669288	
3.2 V6	162	10/02→11/06		11/02→; +PR 1KE; → 12/05 11/02→; +PR 1KF / 1KQ / 2ED; → 12/05		03.0137-9700.2 03.0137-9702.2	669700 669702	
			➡	11/02→; +PR 1KF / 1KQ / 2ED; → 12/05 11/02→; +PR 1KE; → 12/05		03.0137-9700.2 03.0137-9288.2	669700 669288	
3.2 V6	177	11/04→11/06		+PR 1KE; → 12/05 +PR 1KF / 1KQ / 2ED; → 12/05		03.0137-9700.2 03.0137-9702.2	669700 669702	
			➡	+PR 1KE; → 12/05 +PR 1KF / 1KQ / 2ED; → 12/05		03.0137-9288.2 03.0137-9288.2	669288 669288	
3.6 V6 FSI	206	10/05→05/10		01/06→ 03/10; +PR 1KF / 1KQ / 2ED		03.0137-9700.2 03.0137-9702.2	669700 669702	
→								












	kw			 	! #		
VW - TOUAREG (7LA, 7L6, 7L7) 10/02→01/13							
Zubehörsatz, Feststellbremsbacken							
3.6 V6 FSI	206	10/05→05/10		01/06→ 03/10; +PR 1KE		03.0137-9700.2 669700	
			➡	01/06→ 03/10; +PR 1KF / 1KQ / 2ED		03.0137-9702.2 669702	
			➡	01/06→ 03/10; +PR 1KE		03.0137-9288.2 669288	
4.2 V8	228	12/02→11/06		+PR 1KE		03.0137-9700.2 669700	
				+PR 1KF / 1KQ / 2ED		03.0137-9702.2 669702	
			➡	+PR 1KF / 1KQ / 2ED		03.0137-9288.2 669288	
			➡	+PR 1KE		03.0137-9288.2 669288	
				+PR 1KF / 1KQ / 2ED		03.0137-9700.2 669700	
4.2 V8 FSI	257	06/06→05/10		12/06→ 03/10; +PR 1KF / 1KQ / 2ED		03.0137-9700.2 669700	
				12/06→ 03/10; +PR 1KE		03.0137-9702.2 669702	
			➡	12/06→ 03/10; +PR 1KF / 1KQ / 2ED		03.0137-9288.2 669288	
			➡	12/06→ 03/10; +PR 1KE		03.0137-9288.2 669288	
5.0 R50 TDI	257	08/07→05/10		01/08→ 03/10; +PR 1KE		03.0137-9700.2 669700	
				01/08→ 03/10; +PR 1KF / 1KQ / 2ED		03.0137-9702.2 669702	
			➡	01/08→ 03/10; +PR 1KF / 1KQ / 2ED		03.0137-9288.2 669288	
			➡	01/08→ 03/10; +PR 1KE		03.0137-9288.2 669288	
5.0 V10 TDI	230	10/02→05/10		11/02→; +PR 1KF / 1KQ / 2ED; → 03/10		03.0137-9700.2 669700	
				11/02→; +PR 1KE; → 03/10		03.0137-9702.2 669702	
			➡	11/02→; +PR 1KF / 1KQ / 2ED; → 03/10		03.0137-9288.2 669288	
			➡	11/02→; +PR 1KE; → 03/10		03.0137-9288.2 669288	
6.0 W12	331	08/04→05/10		+PR 1KE; → 11/06		03.0137-9700.2 669700	
				+PR 1KF / 1KQ / 2ED; → 11/06		03.0137-9702.2 669702	
			➡	+PR 1KE; → 11/06		03.0137-9288.2 669288	
			➡	+PR 1KF / 1KQ / 2ED; → 11/06		03.0137-9288.2 669288	
 Seilzug, Feststellbremse							
2.5 R5 TDI	120 - 128	01/03→05/10		für Linkslenker; → 03/10; Scheibenbremse; 	1	24.3727-3400.2 583400	L= 1.890
3.0 TDI	155	04/06→05/10		→ 03/10; Scheibenbremse; 	2	24.3727-3401.2 583401	L= 1.750
3.0 V6 TDI	165 - 176	11/04→05/10					
3.2 V6	162	10/02→11/06		11/02→; für Linkslenker; → 12/05; Scheibenbremse; 	1	24.3727-3400.2 583400	L= 1.890
				11/02→ 12/05; Scheibenbremse; 	2	24.3727-3401.2 583401	L= 1.750
3.2 V6	177	11/04→11/06		für Linkslenker; → 12/05; Scheibenbremse; 	1	24.3727-3400.2 583400	L= 1.890
				→ 12/05; Scheibenbremse; 	2	24.3727-3401.2 583401	L= 1.750
3.6 V6 FSI	206	10/05→05/10		01/06→ 03/10; für Linkslenker; Scheibenbremse; 	1	24.3727-3400.2 583400	L= 1.890
				01/06→ 03/10; Scheibenbremse; 	2	24.3727-3401.2 583401	L= 1.750
4.2 V8	228	12/02→11/06		für Linkslenker; Scheibenbremse; 	1	24.3727-3400.2 583400	L= 1.890
				Scheibenbremse; 	2	24.3727-3401.2 583401	L= 1.750
4.2 V8 FSI	257	06/06→05/10		12/06→ 03/10; für Linkslenker; Scheibenbremse; 	1	24.3727-3400.2 583400	L= 1.890
				12/06→ 03/10; Scheibenbremse; 	2	24.3727-3401.2 583401	L= 1.750
5.0 R50 TDI	257	08/07→05/10		01/08→ 03/10; für Linkslenker; Scheibenbremse; 	1	24.3727-3400.2 583400	L= 1.890
				01/08→ 03/10; Scheibenbremse; 	2	24.3727-3401.2 583401	L= 1.750
5.0 V10 TDI	230	10/02→05/10		11/02→; für Linkslenker; → 03/10; Scheibenbremse; 	1	24.3727-3400.2 583400	L= 1.890
				11/02→ 03/10; Scheibenbremse; 	2	24.3727-3401.2 583401	L= 1.750
6.0 W12	331	08/04→05/10		für Linkslenker; → 11/06; Scheibenbremse; 	1	24.3727-3400.2 583400	L= 1.890
→							































	kw					! #		
VW - TOUAREG (7LA, 7L6, 7L7) 10/02→01/13								
 Seilzug, Feststellbremse								
6.0 W12	331	08/04→05/10			→ 11/06; Scheibenbremse; 	2	24.3727-3401.2 583401	L= 1.750
VW - TOUAREG (7P5, 7P6) 01/10→12/18								
 Bremsbackensatz, Feststellbremse								
3.0 V6 TDI	150 - 176	01/10→03/18	➔	04/10→			03.0137-3019.2 653019	Ø 210 x 30 - HEB
4.2 V8 TDI	250	01/10→03/18						
3.0 V6 TDI	165 - 193	06/10→03/18	➔				03.0137-3019.2 653019	Ø 210 x 30 - HEB
3.0 V6 TSI	213	08/10→03/18						
3.0 V6 TSI Hybrid	245	04/10→03/18						
3.6 V6 FSI	183 - 206	04/10→03/18						
4.2 V8 FSI	265	01/11→03/18						
Zubehörsatz, Feststellbremsbacken								
3.0 V6 TDI	150 - 176	01/10→03/18	➔	04/10→			03.0137-9354.2 669354	
4.2 V8 TDI	250	01/10→03/18						
3.0 V6 TDI	165 - 193	06/10→03/18	➔				03.0137-9354.2 669354	
3.0 V6 TSI	213	08/10→03/18						
3.0 V6 TSI Hybrid	245	04/10→03/18						
3.6 V6 FSI	183 - 206	04/10→03/18						
4.2 V8 FSI	265	01/11→03/18						
VW - TOUAREG VAN (7P5) 01/10→12/18								
 Bremsbackensatz, Feststellbremse								
3.0 TDI 4motion	180	05/11→12/14	➔				03.0137-3019.2 653019	Ø 210 x 30 - HEB
Zubehörsatz, Feststellbremsbacken								
3.0 TDI 4motion	180	05/11→12/14	➔				03.0137-9354.2 669354	
VW - TOURAN (1T1, 1T2) 02/03→05/10								
 Seilzug, Feststellbremse								
1.4 TSI	103	02/06→05/10		09/06→; → 1T-6-120000; Scheibenbremse; 		2	24.3727-0186.2 580186	L= 1.563
							24.3727-3407.2 583407	L= 1.561
				1T-6-120001→; 		2	24.3727-0196.2 580196	L= 1.561
1.4 TSI	125	11/06→05/10		→ 1T-6-120000; Scheibenbremse; 		2	24.3727-0186.2 580186	L= 1.563
1.6	75	07/03→05/10					24.3727-3407.2 583407	L= 1.561
1.6 BiFuel	75	11/06→05/10						
1.6 FSI	85	02/03→01/07		1T-6-120001→; 		2	24.3727-0196.2 580196	L= 1.561
1.9 TDI	66 - 77	02/03→05/10						
2.0 FSI	110	10/03→01/07						
2.0 TDI	103	12/05→05/10						
2.0 TDI 16V	103	08/03→05/10						
2.0 TDI	100	02/03→05/10		08/03→; → 1T-6-120000; Scheibenbremse; 		2	24.3727-0186.2 580186	L= 1.563
							24.3727-3407.2 583407	L= 1.561
				1T-6-120001→; 		2	24.3727-0196.2 580196	L= 1.561
2.0 TDI	125	12/05→05/10		02/06→; → 1T-6-120000; Scheibenbremse; 		2	24.3727-0186.2 580186	L= 1.563
							24.3727-3407.2 583407	L= 1.561
				1T-6-120001→; 		2	24.3727-0196.2 580196	L= 1.561
VW - TOURAN (1T3) 05/10→05/15								
 Seilzug, Feststellbremse								
1.2 TSI	77	05/10→05/15		→ 1T-6-120000; Scheibenbremse; 		2	24.3727-0186.2 580186	L= 1.563
1.4 TSI	103 - 125	05/10→05/15					24.3727-3407.2 583407	L= 1.561
1.6 TDI	66 - 77	05/10→05/15		1T-6-120001→; 		2	24.3727-0196.2 580196	L= 1.561
2.0 TDI	81 - 125	05/10→05/15						
2.0 TDI	130	01/13→05/15				2	24.3727-0196.2 580196	L= 1.561
VW - TOURAN VAN (1T1, 1T2) 02/03→05/10								
 Seilzug, Feststellbremse								
1.9 TDI	66 - 77	08/03→05/10		→ 1T-6-120000; Scheibenbremse; 		2	24.3727-0186.2 580186	L= 1.563
2.0 FSI	110	05/04→01/07					24.3727-3407.2 583407	L= 1.561
2.0 TDI	103	08/03→05/10		1T-6-120001→; 		2	24.3727-0196.2 580196	L= 1.561
→								






















	kW					! #		
VW - TOURAN VAN (1T1, 1T2) 02/03→05/10								
 Seilzug, Feststellbremse								
FSI	85	02/03→11/06			→ 1T-6-120000; Scheibenbremse; 	2	24.3727-0186.2 580186 24.3727-3407.2 583407	L= 1.563 L= 1.561
					1T-6-120001→; 	2	24.3727-0196.2 580196	L= 1.561
2.0 TDI	100	02/03→05/10			08/03→; → 1T-6-120000; Scheibenbremse; 	2	24.3727-0186.2 580186 24.3727-3407.2 583407	L= 1.563 L= 1.561
					1T-6-120001→; 	2	24.3727-0196.2 580196	L= 1.561
VW - TOURAN VAN (1T3) 05/10→05/15								
 Seilzug, Feststellbremse								
1.2 TSI	77	05/10→05/15			→ 1T-6-120000; Scheibenbremse; 	2	24.3727-0186.2 580186	L= 1.563
1.4 TSI	103 - 125	05/10→05/15					24.3727-3407.2 583407	L= 1.561
1.4 TSi EcoFuel	110	05/10→05/15			1T-6-120001→; 	2	24.3727-0196.2 580196	L= 1.561
1.6 TDI	66 - 77	05/10→05/15						
2.0 TDi	125	05/10→01/13						
2.0 TDI	103	05/10→05/15						
VW - TRANSPORTER IV Bus (70B, 70C, 7DB, 7DK, 70J, 70K, 7DC, 7DJ) 09/90→08/04								
 Radbremszylinder								
1.9 TD	50	10/92→04/03	➡		→ 70-T-199999		24.3220-0910.3 020211	GG
2.0	62	09/90→04/03						
2.4 D	55 - 57	09/90→04/03						
2.5	81 - 85	09/90→06/03						
2.5 Syncro	81 - 85	08/92→04/03						
2.5 TDI	65 - 111	09/95→04/03						
2.5 TDI Syncro	75	01/96→04/03						
2.4 D Syncro	57	10/92→09/98	➡		11/92→; → 70-T-199999		24.3220-0910.3 020211	GG
Zubehörsatz, Bremsbacken								
1.9 TD	50	10/92→04/03	➡		→ 70-T-199999		03.0137-9156.2 669156	
2.0	62	09/90→04/03						
2.4 D	55 - 57	09/90→04/03						
2.5	81 - 85	09/90→06/03						
2.5 Syncro	81 - 85	08/92→04/03						
2.5 TDI	65 - 111	09/95→04/03						
2.5 TDI Syncro	75	01/96→04/03						
2.4 D Syncro	57	10/92→09/98	➡		11/92→; → 70-T-199999		03.0137-9156.2 669156	
 Bremstrommel								
1.9 TD	50	10/92→04/03	➡		→ 70-T-199999		24.0226-8001.1 480051	Ø 288 x 68,4 / 269,5
2.0	62	09/90→04/03						
2.4 D	55 - 57	09/90→04/03						
2.5	81 - 85	09/90→06/03						
2.5 Syncro	81 - 85	08/92→04/03						
2.5 TDI	65 - 111	09/95→04/03						
2.5 TDI Syncro	75	01/96→04/03						
2.4 D Syncro	57	10/92→09/98	➡		11/92→; → 70-T-199999		24.0226-8001.1 480051	Ø 288 x 68,4 / 269,5
 Bremsbackensatz								
1.9 TD	50	10/92→04/03	➡		→ 70-T-199999		03.0137-0256.2 650256	Ø 268 x 56 + HEB
2.0	62	09/90→04/03					03.0420-3420.3 683420	BDX Ø 268 x 56 + RZ / + Zub Kit
2.4 D	55 - 57	09/90→04/03						
2.5	81 - 85	09/90→06/03						
2.5 Syncro	81 - 85	08/92→04/03						
2.5 TDI	65 - 111	09/95→04/03						
2.5 TDI Syncro	75	01/96→04/03						
2.4 D Syncro	57	10/92→09/98	➡		11/92→; → 70-T-199999		03.0137-0256.2 650256 03.0420-3420.3 683420	Ø 268 x 56 + HEB BDX Ø 268 x 56 + RZ / + Zub Kit
→								














	kW					! #		
VW - TRANSPORTER IV Bus (70B, 70C, 7DB, 7DK, 70J, 70K, 7DC, 7DJ) 09/90→08/04								
 Seilzug, Feststellbremse								
1.9 TD	50	10/92→04/03			→ 70-T-199999; Trommelbremse; ↓	2	24.3727-0131.2 580131	L= 844
2.0	62	09/90→04/03			70-T-200000→ 70-V-120000; Scheibenbremse; ↓	2	24.3727-0157.2 580157	L= 949
2.4 D	55 - 57	09/90→04/03			70-W-039001→; ↓	2	24.3727-0177.2 580177	L= 953
2.5	81 - 85	09/90→06/03			70-V-120001→ 70-W-039000; Scheibenbremse; ↓	2	24.3727-0177.2 580177	L= 953
2.5 Syncro	81 - 85	08/92→04/03						
2.5 TDI	65 - 111	09/95→04/03						
2.5 TDI Syncro	75	01/96→04/03						
2.4 D Syncro	57	10/92→09/98			11/92→; → 70-T-199999; Trommelbremse; ↓	2	24.3727-0131.2 580131	L= 844
					70-T-200000→ 70-V-120000; Scheibenbremse; ↓	2	24.3727-0157.2 580157	L= 949
					70-W-039001→; ↓	2	24.3727-0177.2 580177	L= 953
					70-V-120001→ 70-W-039000; Scheibenbremse; ↓	2	24.3727-0177.2 580177	L= 953
2.8 VR6	150	04/00→04/03			70-T-200000→ 70-V-120000; Scheibenbremse; ↓	2	24.3727-0157.2 580157	L= 949
2.8 VR 6	103	11/95→04/00			70-W-039001→; ↓	2	24.3727-0177.2 580177	L= 953
					70-V-120001→ 70-W-039000; Scheibenbremse; ↓	2	24.3727-0177.2 580177	L= 953
VW - TRANSPORTER IV Kasten (70A, 70H, 7DA, 7DH) 07/90→04/03								
 Radbremszylinder								
1.9 TD	50	10/92→04/03	➡		→ 70-T-199999		24.3220-0910.3 020211	GG
2.0	62	07/90→04/03						
2.4 D	55 - 57	07/90→04/03						
2.5	81 - 85	11/90→04/03						
2.5 Syncro	81 - 85	11/92→04/03						
2.5 TDI	65 - 111	09/95→04/03						
2.5 TDI Syncro	75	09/95→04/03						
2.4 D Syncro	57	10/92→09/98	➡		11/92→; → 70-T-199999		24.3220-0910.3 020211	GG
Zubehörsatz, Bremsbacken								
1.9 TD	50	10/92→04/03	➡		→ 70-T-199999		03.0137-9156.2 669156	
2.0	62	07/90→04/03						
2.4 D	55 - 57	07/90→04/03						
2.5	81 - 85	11/90→04/03						
2.5 Syncro	81 - 85	11/92→04/03						
2.5 TDI	65 - 111	09/95→04/03						
2.5 TDI Syncro	75	09/95→04/03						
2.4 D Syncro	57	10/92→09/98	➡		11/92→; → 70-T-199999		03.0137-9156.2 669156	
 Bremsstrommel								
1.9 TD	50	10/92→04/03	➡		→ 70-T-199999		24.0226-8001.1 480051	Ø 288 x 68,4 / 269,5
2.0	62	07/90→04/03						
2.4 D	55 - 57	07/90→04/03						
2.5	81 - 85	11/90→04/03						
2.5 Syncro	81 - 85	11/92→04/03						
2.5 TDI	65 - 111	09/95→04/03						
2.5 TDI Syncro	75	09/95→04/03						
2.4 D Syncro	57	10/92→09/98	➡		11/92→; → 70-T-199999		24.0226-8001.1 480051	Ø 288 x 68,4 / 269,5
 Bremsbackensatz								
1.9 TD	50	10/92→04/03	➡		→ 70-T-199999		03.0137-0256.2 650256	Ø 268 x 56 + HEB
2.0	62	07/90→04/03					03.0420-3420.3 683420	BDX Ø 268 x 56 + RZ / + Zub Kit
2.4 D	55 - 57	07/90→04/03						
2.5	81 - 85	11/90→04/03						
2.5 Syncro	81 - 85	11/92→04/03						
→								












	kw					! #		
VW - TRANSPORTER IV Kasten (70A, 70H, 7DA, 7DH) 07/90→04/03								
 Bremsbackensatz								
2.5 TDI	65 - 111	09/95→04/03	➔	→ 70-T-199999			03.0137-0256.2 650256	Ø 268 x 56 + HEB
2.5 TDI Syncro	75	09/95→04/03					03.0420-3420.3 683420	BDX Ø 268 x 56 + RZ / + Zub Kit
2.4 D Syncro	57	10/92→09/98	➔	11/92→; → 70-T-199999			03.0137-0256.2 650256 03.0420-3420.3 683420	Ø 268 x 56 + HEB BDX Ø 268 x 56 + RZ / + Zub Kit
 Seilzug, Feststellbremse								
1.9 TD	50	10/92→04/03		→ 70-T-199999; Trommelbremse; ⬇	2	24.3727-0131.2 580131		L= 844
2.0	62	07/90→04/03			2	24.3727-0157.2 580157		L= 949
2.4 D	55 - 57	07/90→04/03		70-T-200000→ 70-V-120000; Scheibenbremse; ⬇				
2.5	81 - 85	11/90→04/03		70-W-039001→; ⬇	2	24.3727-0177.2 580177		L= 953
2.5 Syncro	81	11/92→11/01		70-V-120001→ 70-W-039000; Scheibenbremse; ⬇	2	24.3727-0177.2 580177		L= 953
2.5 TDI	65 - 111	09/95→04/03						
2.5 TDI Syncro	75	09/95→04/03						
2.4 D Syncro	57	10/92→09/98		11/92→; → 70-T-199999; Trommelbremse; ⬇	2	24.3727-0131.2 580131		L= 844
				70-T-200000→ 70-V-120000; Scheibenbremse; ⬇	2	24.3727-0157.2 580157		L= 949
				70-W-039001→; ⬇	2	24.3727-0177.2 580177		L= 953
				70-V-120001→ 70-W-039000; Scheibenbremse; ⬇	2	24.3727-0177.2 580177		L= 953
2.5 Syncro	85	08/96→04/03		→ 70-T-199999; Trommelbremse; ⬇	2	24.3727-0131.2 580131		L= 844
				70-T-200000→ 70-V-120000; Scheibenbremse; +PR 2E2; ⬇	2	24.3727-0157.2 580157		L= 949
				70-W-039001→; +PR 2E3; ⬇	2	24.3727-0177.2 580177		L= 953
				70-V-120001→ 70-W-039000; Scheibenbremse; +PR 2E3; ⬇	2	24.3727-0177.2 580177		L= 953
2.8 VR6	103 - 150	05/96→04/03		70-T-200000→ 70-V-120000; Scheibenbremse; ⬇	2	24.3727-0157.2 580157		L= 949
				70-W-039001→; ⬇	2	24.3727-0177.2 580177		L= 953
				70-V-120001→ 70-W-039000; Scheibenbremse; ⬇	2	24.3727-0177.2 580177		L= 953
VW - TRANSPORTER IV Pritsche/Fahrgestell (70E, 70L, 70M, 7DE, 7DL 07/90→04/03)								
 Radbremszylinder								
1.9 TD	50	10/92→04/03	➔	→ 70-T-199999			24.3220-0910.3 020211	GG
2.0	62	07/90→04/03						
2.4 D	55 - 57	09/90→04/03						
2.5	81 - 85	11/90→04/03						
2.5 Syncro	81 - 85	11/92→04/03						
2.5 TDI	65 - 75	09/95→04/03						
2.5 TDI Syncro	75	05/98→04/03						
2.4 D Syncro	57	10/92→09/98	➔	11/92→; → 70-T-199999			24.3220-0910.3 020211	GG
Zubehörsatz, Bremsbacken								
1.9 TD	50	10/92→04/03	➔	→ 70-T-199999			03.0137-9156.2 669156	
2.0	62	07/90→04/03						
2.4 D	55 - 57	09/90→04/03						
2.5	81 - 85	11/90→04/03						
2.5 Syncro	81 - 85	11/92→04/03						
2.5 TDI	65 - 75	09/95→04/03						
2.5 TDI Syncro	75	05/98→04/03						
2.4 D Syncro	57	10/92→09/98	➔	11/92→; → 70-T-199999			03.0137-9156.2 669156	
 Bremstrommel								
1.9 TD	50	10/92→04/03	➔	→ 70-T-199999			24.0226-8001.1 480051	Ø 288 x 68,4 / 269,5
2.0	62	07/90→04/03						
2.4 D	55 - 57	09/90→04/03						
2.5	81 - 85	11/90→04/03						
2.5 Syncro	81 - 85	11/92→04/03						
→								























	kw					! #		
VW - TRANSPORTER IV Pritsche/Fahrgestell (70E, 70L, 70M, 7DE, 7DL 07/90→04/03)								
 Bremstrommel								
2.5 TDI	65 - 75	09/95→04/03	➔	→ 70-T-199999			24.0226-8001.1 480051	Ø 288 x 68,4 / 269,5
2.5 TDI Syncro	75	05/98→04/03						
2.4 D Syncro	57	10/92→09/98	➔	11/92→; → 70-T-199999			24.0226-8001.1 480051	Ø 288 x 68,4 / 269,5
 Bremsbackensatz								
1.9 TD	50	10/92→04/03	➔	→ 70-T-199999			03.0137-0256.2 650256	Ø 268 x 56 + HEB
2.0	62	07/90→04/03					03.0420-3420.3 683420	BDX Ø 268 x 56 + RZ / + Zub Kit
2.4 D	55 - 57	09/90→04/03						
2.5	81 - 85	11/90→04/03						
2.5 Syncro	81 - 85	11/92→04/03						
2.5 TDI	65 - 75	09/95→04/03						
2.5 TDI Syncro	75	05/98→04/03						
2.4 D Syncro	57	10/92→09/98	➔	11/92→; → 70-T-199999			03.0137-0256.2 650256 03.0420-3420.3 683420	Ø 268 x 56 + HEB BDX Ø 268 x 56 + RZ / + Zub Kit
 Seilzug, Feststellbremse								
1.9 TD	50	10/92→04/03		→ 70-T-199999; Trommelbremse; ↓		2	24.3727-0131.2 580131	L= 844
2.0	62	07/90→04/03		70-T-200000→ 70-V-120000; Scheibenbremse; ↓		2	24.3727-0157.2 580157	L= 949
2.4 D	55 - 57	09/90→04/03						
2.5	81 - 85	11/90→04/03		70-W-039001→; ↓		2	24.3727-0177.2 580177	L= 953
2.5 Syncro	81 - 85	11/92→04/03		70-V-120001→ 70-W-039000; Scheibenbremse; ↓		2	24.3727-0177.2 580177	L= 953
2.5 TDI	65 - 75	09/95→04/03						
2.5 TDI Syncro	75	05/98→04/03						
2.4 D Syncro	57	10/92→09/98		11/92→; → 70-T-199999; Trommelbremse; ↓		2	24.3727-0131.2 580131	L= 844
				70-T-200000→ 70-V-120000; Scheibenbremse; ↓		2	24.3727-0157.2 580157	L= 949
				70-W-039001→; ↓		2	24.3727-0177.2 580177	L= 953
				70-V-120001→ 70-W-039000; Scheibenbremse; ↓		2	24.3727-0177.2 580177	L= 953
VW - TRANSPORTER V Bus (7HB, 7HJ, 7EB, 7EJ) 04/03→08/15								
 Bremsbackensatz, Feststellbremse								
1.9 TDI	62 - 77	04/03→11/09	➔				03.0137-0419.2 650419	Ø 185 x 30
2.0	85	11/03→08/15						
2.0 BiTDI	132	09/09→08/15						
2.0 BiTDI 4motion	132	09/09→08/15						
2.0 CNG	85	01/06→08/15						
2.0 TDI	62 - 103	09/09→08/15						
2.0 TDI 4motion	100 - 103	09/09→08/15						
2.5 TDi	120	11/03→11/09						
2.5 TDI	96 - 128	04/03→11/09						
2.5 TDI 4motion	96 - 128	07/04→11/09						
VR6 3.2	170 - 173	02/04→11/09						
3.2 V6 4motion	173	11/03→12/09	➔	07/04→			03.0137-0419.2 650419	Ø 185 x 30
VR6 3.2 4motion	170	11/03→11/09						
Zubehörsatz, Feststellbremsbacken								
1.9 TDI	62 - 77	04/03→11/09					03.0137-9700.2 669700	
2.0	85	11/03→08/15					03.0137-9702.2 669702	
2.0 BiTDI	132	09/09→08/15	➔				03.0137-9288.2 669288	
2.0 BiTDI 4motion	132	09/09→08/15						
2.0 CNG	85	01/06→08/15						
2.0 TDI	62 - 103	09/09→08/15						
2.0 TDI 4motion	100 - 103	09/09→08/15						
2.5 TDi	120	11/03→11/09						
2.5 TDI	96 - 128	04/03→11/09						
2.5 TDI 4motion	96 - 128	07/04→11/09						
→								

	kw			 	! #		
VW - TRANSPORTER V Bus (7HB, 7HJ, 7EB, 7EJ) 04/03→08/15							
Zubehörsatz, Feststellbremsbacken							
VR6 3.2	170 - 173	02/04→11/09				03.0137-9700.2 669700 03.0137-9702.2 669702	
			➔			03.0137-9288.2 669288	
3.2 V6 4motion VR6 3.2 4motion	173 170	11/03→12/09 11/03→11/09		07/04→		03.0137-9700.2 669700 03.0137-9702.2 669702	
			➔	07/04→		03.0137-9288.2 669288	
 Seilzug, Feststellbremse							
1.9 TDI	62 - 77	04/03→11/09		+PR 0E1 / 0E2 / OWL / OVN / OWM / OWP / OWQ; Scheibenbremse; 	2	24.3727-0184.2 580184	L= 1.303
2.0	85	11/03→08/15		7H-7-000001→; +PR 0WR / 0E2; 	2	24.3727-3408.2 583408	L= 1.936
2.0 BiTDI	132	09/09→08/15					
2.0 CNG	85	01/06→08/15		7H-7-000001→; +PR 0WR / 0E1; 	2	24.3727-3409.2 583409	L= 1.570
2.0 TDI	62 - 103	09/09→08/15		7H-7-000001→; +PR 0WR; 	2	24.3727-3413.2 583413	L= 1.223
2.5 TDi	120	11/03→11/09					
2.5 TDI	96 - 128	04/03→11/09					
VR6 3.2	170 - 173	02/04→11/09					
2.0 BiTDI 4motion	132	09/09→08/15		7H-A-200001→; Scheibenbremse; +PR G0C / G0K / G1C; 	2	24.3727-0184.2 580184	L= 1.303
2.0 TDI 4motion	100 - 103	09/09→08/15					
2.5 TDI 4motion	96 - 128	07/04→11/09		7H-7-000001→; +PR 0WR / 0E2; 	2	24.3727-3408.2 583408	L= 1.936
3.2 V6 4motion VR6 3.2 4motion	173 170	11/03→12/09 11/03→11/09		7H-7-000001→; +PR 0WR / 0E1; 	2	24.3727-3409.2 583409	L= 1.570
2.0 TDI	84 - 85	05/11→08/15		Scheibenbremse; +PR G0C / G0K / G1C; 	2	24.3727-0184.2 580184	L= 1.303
2.0 TSI	110 - 150	05/11→08/15					
2.0 TSI 4motion	150	07/11→08/15					
VW - TRANSPORTER V Kasten (7HA, 7HH, 7EA, 7EH) 04/03→							
 Bremsbackensatz, Feststellbremse							
1.9 TDI	62 - 77	04/03→11/09	➔			03.0137-0419.2 650419	Ø 185 x 30
2.0	85	11/03→08/15					
2.0 BiFuel	85	05/11→08/15					
2.0 BiTDI	132	09/09→08/15					
2.0 BiTDI 4motion	132	09/09→08/15					
2.0 TDI	62 - 103	09/09→08/15					
2.0 TDI 4motion	100 - 103	09/09→08/15					
2.5 TDI	96 - 128	04/03→11/09					
2.5 TDI 4motion	96 - 128	07/04→11/09					
VR6 3.2	170 - 173	04/03→11/09					
VR6 3.2 4motion	170 - 173	04/03→11/09	➔	07/04→		03.0137-0419.2 650419	Ø 185 x 30
Zubehörsatz, Feststellbremsbacken							
1.9 TDI	62 - 77	04/03→11/09				03.0137-9700.2 669700 03.0137-9702.2 669702	
2.0	85	11/03→08/15					
2.0 BiFuel	85	05/11→08/15	➔			03.0137-9288.2 669288	
2.0 BiTDI	132	09/09→08/15					
2.0 BiTDI 4motion	132	09/09→08/15					
2.0 TDI	62 - 103	09/09→08/15					
2.0 TDI 4motion	100 - 103	09/09→08/15					
2.5 TDI	96 - 128	04/03→11/09					
2.5 TDI 4motion	96 - 128	07/04→11/09					
VR6 3.2	170 - 173	04/03→11/09					
VR6 3.2 4motion	170 - 173	04/03→11/09		07/04→		03.0137-9700.2 669700 03.0137-9702.2 669702	
➔			➔	07/04→		03.0137-9288.2 669288	

	kw					! #		
VW - TRANSPORTER V Kasten (7HA, 7HH, 7EA, 7EH) 04/03→								
 Seilzug, Feststellbremse								
1.9 TDI	62 - 77	04/03→11/09		+PR 0E1 / 0E2 / OWL / OWN / OWM / OWP / OWQ; Scheibenbremse; 	2	24.3727-0184.2	580184	L= 1.303
2.0	85	11/03→08/15		7H-7-000001→; +PR 0WR / 0E2; 	2	24.3727-3408.2	583408	L= 1.936
2.0 BiFuel	85	05/11→08/15						
2.0 BiTDI	132	09/09→08/15		7H-7-000001→; +PR 0WR / 0E1; 	2	24.3727-3409.2	583409	L= 1.570
2.0 TDI	62 - 103	09/09→08/15		7H-7-000001→; +PR 0WR; 	2	24.3727-3413.2	583413	L= 1.223
2.5 TDI	96 - 128	04/03→11/09						
VR6 3.2	170 - 173	04/03→11/09						
2.0 BiTDI 4motion	132	09/09→08/15		7H-A-200001→; Scheibenbremse; +PR G0C / G0K / G1C; 	2	24.3727-0184.2	580184	L= 1.303
2.0 TDI 4motion	100 - 103	09/09→08/15						
2.5 TDI 4motion	96 - 128	07/04→11/09		7H-7-000001→; +PR 0WR / 0E2; 	2	24.3727-3408.2	583408	L= 1.936
VR6 3.2 4motion	170 - 173	04/03→11/09		7H-7-000001→; +PR 0WR / 0E1; 	2	24.3727-3409.2	583409	L= 1.570
2.0 TDI	84	05/11→08/15		Scheibenbremse; +PR G0C / G0K / G1C; 	2	24.3727-0184.2	580184	L= 1.303
2.0 TSI	110 - 150	05/11→08/15						
2.0 TSI 4motion	150	07/11→08/15						
VW - TRANSPORTER V Pritsche/Fahrgestell (7JD, 7JE, 7JL, 7JY, 7JZ, 04/03→08/15)								
 Bremsbackensatz, Feststellbremse								
1.9 TDI	62 - 77	04/03→11/09	➡	+PR 0WR / 0E0 / 0E9		03.0137-0419.2	650419	Ø 185 x 30
2.0	85	11/03→05/13						
2.0 BiTDI	132	09/09→08/15						
2.0 BiTDI 4motion	132	09/09→08/15						
2.0 CNG	85	11/03→05/11						
2.0 TDI	62 - 103	09/09→08/15						
2.0 TDI 4motion	100 - 103	09/09→08/15						
2.5 TDI	96 - 128	04/03→11/09						
2.5 TDI 4motion	96	07/04→11/09						
VR6 3.2	170 - 173	08/03→11/09						
2.5 TDI 4motion	128	04/04→11/09	➡	07/04→; +PR 0WR / 0E0 / 0E9		03.0137-0419.2	650419	Ø 185 x 30
VR6 3.2 4motion	170	11/03→11/09	➡	07/04→		03.0137-0419.2	650419	Ø 185 x 30
Zubehörsatz, Feststellbremsbacken								
1.9 TDI	62 - 77	04/03→11/09		+PR 0WR / 0E0 / 0E9		03.0137-9288.2	669288	
2.0	85	11/03→05/13				03.0137-9700.2	669700	
2.0 BiTDI	132	09/09→08/15				03.0137-9702.2	669702	
2.0 BiTDI 4motion	132	09/09→08/15						
2.0 CNG	85	11/03→05/11						
2.0 TDI	62 - 103	09/09→08/15						
2.0 TDI 4motion	100 - 103	09/09→08/15						
2.5 TDI	96 - 128	04/03→11/09						
2.5 TDI 4motion	96	07/04→11/09						
VR6 3.2	170 - 173	08/03→11/09						
2.5 TDI 4motion	128	04/04→11/09		07/04→; +PR 0WR / 0E0 / 0E9		03.0137-9288.2	669288	
VR6 3.2 4motion	170	11/03→11/09		07/04→		03.0137-9700.2	669700	
						03.0137-9702.2	669702	
			➡	07/04→		03.0137-9288.2	669288	
 Seilzug, Feststellbremse								
1.9 TDI	62 - 77	04/03→11/09		+PR 0E1 / 0E2 / OWL / OWN / OWM / OWP / OWQ; 	2	24.3727-0184.2	580184	L= 1.303
2.0	85	11/03→05/13						
2.0 CNG	85	11/03→05/11		7J-7-000001→; +PR 0WR / 0E0 / 0E9; 	2	24.3727-3413.2	583413	L= 1.223
2.5 TDI	96 - 128	04/03→11/09						
VR6 3.2	170 - 173	08/03→11/09						
2.0 BiTDI	132	09/09→08/15		+PR 0E1 / 0E2 / OWL / OWN / OWM / OWP / OWQ; 	2	24.3727-0184.2	580184	L= 1.303
→								

	kW					! #		
VW - TRANSPORTER V Pritsche/Fahrgestell (7JD, 7JE, 7JL, 7JY, 7JZ, 04/03→08/15)								
 Seilzug, Feststellbremse								
2.0 TDI	62 - 103	09/09→08/15			+PR 0WR / 0E0 / 0E9; ↓	2	24.3727-3413.2 583413	L= 1.223
2.0 TDI 2.0 TSI	84 110	05/11→08/15 07/12→08/15			↓	2	24.3727-0184.2 580184	L= 1.303
VR6 3.2 4motion	170	11/03→11/09			7H-A-200001→; Scheibenbremse; +PR G0C / G0K / G1C; ↓	2	24.3727-0184.2 580184	L= 1.303
					7H-7-000001→; +PR 0WR / 0E2; ↓	2	24.3727-3408.2 583408	L= 1.936
					7H-7-000001→; +PR 0WR / 0E1; ↓	2	24.3727-3409.2 583409	L= 1.570
					7H-7-000001→; +PR 0WR; ↓	2	24.3727-3413.2 583413	L= 1.223
VW - TRANSPORTER VI / CARAVELLE VI Bus (SGB, SGJ, SHB, SHJ) 04/15→								
 Seilzug, Feststellbremse								
2.0 TDI	62 - 150	04/15→			+PR G0C / G0K / G1C; Scheibenbremse; ↓	2	24.3727-0184.2 580184	L= 1.303
2.0 TDI 4motion	103 - 150	06/15→						
2.0 TSI	110 - 150	04/15→07/19						
2.0 TSI 4motion ABT e-Caravelle	150 83	06/15→07/19 01/20→						
VW - TRANSPORTER VI Kasten (SGA, SGH, SHA, SHH) 04/15→								
 Seilzug, Feststellbremse								
2.0 TDI	62 - 150	04/15→			+PR G0C / G0K / G1C; Scheibenbremse; ↓	2	24.3727-0184.2 580184	L= 1.303
2.0 TDI 4motion	103 - 150	06/15→						
2.0 TSI	110 - 150	04/15→07/19						
2.0 TSI 4motion ABT e-Transporter	150 83	06/15→07/19 01/20→						
VW - TRANSPORTER VI Pritsche/Fahrgestell (SFD, SFE, SFL, SFZ, SJD) 04/15→								
 Seilzug, Feststellbremse								
2.0 TDI	62 - 150	04/15→			+PR G0C / G0K / G1C; Scheibenbremse; ↓	2	24.3727-0184.2 580184	L= 1.303
2.0 TDI 4motion	103 - 150	06/15→						
2.0 TSI	110	04/15→06/19						
VW - UP! (121, 122, BL1, BL2, BL3, 123) 08/11→								
 Radbremszylinder								
1.0	44 - 55	08/11→08/20	➡	12/11→		2	24.3217-0908.3 020167	ALU
1.0 1.0 EcoFuel 1.0 GTI 1.0 TSI	48 50 85 66	08/20→ 11/12→ 11/17→ 05/16→09/18	➡			2	24.3217-0908.3 020167	ALU
e-Up	60 - 61	07/13→	➡				24.3217-0908.3 020167	ALU
			➡	09/13→			24.3219-0909.3 020188	ALU
Zubehörsatz, Bremsbacken								
1.0	44 - 55	08/11→08/20	➡	12/11→ 05/12			03.0137-9168.2 669168	VW
			➡	06/12→			03.0137-9168.2 669168	VW
1.0 1.0 EcoFuel 1.0 GTI 1.0 TSI	48 50 85 66	08/20→ 11/12→ 11/17→ 05/16→09/18	➡				03.0137-9168.2 669168	VW
e-Up	60 - 61	07/13→	➡	09/13→			03.0137-9168.2 669168	VW
 Bremstrommel								
1.0	44 - 55	08/11→08/20	➡	12/11→			24.0220-0032.1 480130	Ø 240 x 50,1 / 201,5
1.0 1.0 EcoFuel 1.0 GTI 1.0 TSI	48 50 85 66	08/20→ 11/12→ 11/17→ 05/16→09/18	➡				24.0220-0032.1 480130	Ø 240 x 50,1 / 201,5
e-Up	60 - 61	07/13→	➡	09/13→			24.0220-0032.1 480130	Ø 240 x 50,1 / 201,5

	kw			 	! #		
VW - UP! (121, 122, BL1, BL2, BL3, 123) 08/11→							
 Bremsbackensatz							
1.0	44 - 55	08/11→08/20	➔			03.0137-0268.2 650268	VW Ø 200 x 40 + HEB
			➔	12/11→		03.0520-4817.3 694817	Ø 200 x 40 + RZ / + Zub TopKit
1.0 1.0 EcoFuel 1.0 GTI 1.0 TSI	48 50 85 66	08/20→ 11/12→ 11/17→ 05/16→09/18	➔			03.0137-0268.2 650268 03.0520-4817.3 694817	VW Ø 200 x 40 + HEB Ø 200 x 40 + RZ / + Zub TopKit
e-Up	60 - 61	07/13→	➔			03.0137-0268.2 650268	VW Ø 200 x 40 + HEB
			➔	09/13→		03.0520-8219.3 698219	VW Ø 200 x 40 + RZ / + Zub TopKit
VW - VENTO (1H2) 11/91→09/98							
 Radbremszylinder							
1.4 1.9 D 1.9 SDI	40 - 44 48 47	11/91→09/98 11/91→09/98 04/97→09/98	➔		2	03.3217-2112.3 020027 24.3217-0908.3 020167	GG ALU
1.6	55	09/92→09/98	➔		2	03.3217-2112.3 020027 24.3217-0908.3 020167	GG ALU
			➔	→ 1H-S-430000	2	03.3217-2112.3 020027 24.3217-0908.3 020167	GG ALU
			➔	1H-S-430001→	2	24.3219-0909.3 020188	ALU
1.6	74	10/94→09/98	➔		2	24.3219-0909.3 020188	ALU
1.8	55	11/91→09/98	➔	01/92→	2	03.3217-2112.3 020027 24.3217-0908.3 020167 24.3219-0909.3 020188	GG ALU ALU
1.8	66	11/91→09/98	➔	01/92→; → 1H-S-430000	2	03.3217-2112.3 020027 24.3217-0908.3 020167	GG ALU
			➔	1H-S-430001→	2	24.3219-0909.3 020188	ALU
1.9 TD	55	11/91→09/98	➔	→ 1H-S-430000	2	03.3217-2112.3 020027 24.3217-0908.3 020167	GG ALU
			➔	1H-S-430001→	2	24.3219-0909.3 020188	ALU
1.9 TDI	66	09/93→09/98	➔	nicht für Ausstattungsvariante: GT	2	24.3219-0909.3 020188	ALU
Zubehörsatz, Bremsbacken							
1.4 1.6 1.9 D 1.9 SDI 1.9 TD	40 - 44 55 48 47 55	11/91→09/98 09/92→09/98 11/91→09/98 04/97→09/98 11/91→09/98	➔			03.0137-9168.2 669168	VW
1.8	55 - 66	11/91→09/98	➔	01/92→; nicht für Ausstattungsvariante: GT		03.0137-9168.2 669168	VW
1.9 TDI	66	09/93→09/98	➔	nicht für Ausstattungsvariante: GT		03.0137-9168.2 669168	VW
 Bremstrommel							
1.4 1.6 1.9 D 1.9 SDI 1.9 TD	40 - 44 55 48 47 55	11/91→09/98 09/92→09/98 11/91→09/98 04/97→09/98 11/91→09/98	➔			24.0220-0018.1 480019 24.0220-0718.2 480209	Ø 240 x 50 / 201 - RLG / - ABS Ring Ø 240 x 50 / 201 + RLG / - ABS Ring
1.8	55 - 66	11/91→09/98	➔	01/92→; nicht für Ausstattungsvariante: GT		24.0220-0018.1 480019	Ø 240 x 50 / 201 - RLG / - ABS Ring
			➔	01/92→		24.0220-0718.2 480209	Ø 240 x 50 / 201 + RLG / - ABS Ring
1.9 TDI	66	09/93→09/98	➔	nicht für Ausstattungsvariante: GT		24.0220-0018.1 480019	Ø 240 x 50 / 201 - RLG / - ABS Ring
			➔			24.0220-0718.2 480209	Ø 240 x 50 / 201 + RLG / - ABS Ring
 Bremsbackensatz							
1.4 1.9 D 1.9 SDI	40 - 44 48 47	11/91→09/98 11/91→09/98 04/97→09/98	➔			03.0137-0268.2 650268 03.0420-1517.3 681517 03.0520-1517.3 691517	VW Ø 200 x 40 + HEB VW Ø 200 x 40 + RZ / + Zub Kit VW Ø 200 x 40 + RZ / + Zub TopKit
1.6 →	55	09/92→09/98	➔			03.0137-0268.2 650268 03.0420-1517.3 681517	VW Ø 200 x 40 + HEB VW Ø 200 x 40 + RZ / + Zub Kit

	kw					! #		
VW - VENTO (1H2) 11/91→09/98								
 Bremsbackensatz								
1.6	55	09/92→09/98	➔				03.0520-1517.3 691517	VW Ø 200 x 40 + RZ / + Zub TopKit
			➔	→ 1H-S-430000			03.0420-1517.3 681517 03.0520-1517.3 691517	VW Ø 200 x 40 + RZ / + Zub Kit VW Ø 200 x 40 + RZ / + Zub TopKit
			➔	1H-S-430001→			03.0420-4219.3 684219 03.0520-4219.3 694219	VW Ø 200 x 40 + RZ / + Zub Kit VW Ø 200 x 40 + RZ / + Zub TopKit
			➔					
1.6	74	10/94→09/98	➔			03.0420-4219.3 684219 03.0520-4219.3 694219	VW Ø 200 x 40 + RZ / + Zub Kit VW Ø 200 x 40 + RZ / + Zub TopKit	
1.8	55	11/91→09/98	➔	01/92→; nicht für Ausstattungsvariante: GT			03.0137-0268.2 650268	VW Ø 200 x 40 + HEB
			➔	01/92→			03.0420-1517.3 681517 03.0420-4219.3 684219 03.0520-1517.3 691517 03.0520-4219.3 694219	VW Ø 200 x 40 + RZ / + Zub Kit VW Ø 200 x 40 + RZ / + Zub Kit VW Ø 200 x 40 + RZ / + Zub TopKit VW Ø 200 x 40 + RZ / + Zub TopKit
			➔					
			➔					
1.8	66	11/91→09/98	➔	01/92→; nicht für Ausstattungsvariante: GT			03.0137-0268.2 650268	VW Ø 200 x 40 + HEB
			➔	01/92→; → 1H-S-430000			03.0420-1517.3 681517 03.0520-1517.3 691517	VW Ø 200 x 40 + RZ / + Zub Kit VW Ø 200 x 40 + RZ / + Zub TopKit
			➔	1H-S-430001→			03.0420-4219.3 684219 03.0520-4219.3 694219	VW Ø 200 x 40 + RZ / + Zub Kit VW Ø 200 x 40 + RZ / + Zub TopKit
			➔					
1.9 TD	55	11/91→09/98	➔				03.0137-0268.2 650268	VW Ø 200 x 40 + HEB
			➔	→ 1H-S-430000			03.0420-1517.3 681517 03.0520-1517.3 691517	VW Ø 200 x 40 + RZ / + Zub Kit VW Ø 200 x 40 + RZ / + Zub TopKit
			➔	1H-S-430001→			03.0420-4219.3 684219 03.0520-4219.3 694219	VW Ø 200 x 40 + RZ / + Zub Kit VW Ø 200 x 40 + RZ / + Zub TopKit
			➔					
1.9 TDI	66	09/93→09/98	➔	nicht für Ausstattungsvariante: GT			03.0137-0268.2 650268 03.0420-1517.3 681517 03.0420-4219.3 684219 03.0520-1517.3 691517	VW Ø 200 x 40 + HEB VW Ø 200 x 40 + RZ / + Zub Kit VW Ø 200 x 40 + RZ / + Zub Kit VW Ø 200 x 40 + RZ / + Zub TopKit
			➔				03.0520-4219.3 694219	VW Ø 200 x 40 + RZ / + Zub TopKit
			➔					
			➔					
 Seilzug, Feststellbremse								
1.4	40 - 44	11/91→09/98		→ 1H-S-037527; Trommelbremse; 	2	24.3727-0135.2 580135	L= 1.500	
1.6	55	09/92→09/98		1H-S-037528→; Trommelbremse; 	2	24.3727-0160.2 580160	L= 1.498	
1.9 D	48	11/91→09/98						
1.9 TD	55	11/91→09/98						
1.6	74	10/94→09/98		Scheibenbremse; 	2	24.3727-0156.2 580156	L= 1.616	
1.9 TDI	81	04/96→09/98						
1.8	55	11/91→09/98	➔	01/92→; → 1H-S-037527; Trommelbremse; nicht für Ausstattungsvariante: GT; 	2	24.3727-0135.2 580135	L= 1.500	
			➔	1H-S-037528→; Trommelbremse; nicht für Ausstattungsvariante: GT; 	2	24.3727-0160.2 580160	L= 1.498	
			➔					
			➔					
1.8	66	11/91→09/98	➔	01/92→; → 1H-S-037527; Scheibenbremse; 	2	24.3727-0134.2 580134	L= 1.613	
			➔	01/92→; → 1H-S-037527; Trommelbremse; nicht für Ausstattungsvariante: GT; 	2	24.3727-0135.2 580135	L= 1.500	
			➔	1H-S-037528→; Scheibenbremse; 	2	24.3727-0156.2 580156	L= 1.616	
			➔	1H-S-037528→; Trommelbremse; nicht für Ausstattungsvariante: GT; 	2	24.3727-0160.2 580160	L= 1.498	
1.9 SDI	47	04/97→09/98		Trommelbremse; 	2	24.3727-0160.2 580160	L= 1.498	
1.9 TDI	66	09/93→09/98	➔	→ 1H-S-037527; Scheibenbremse; 	2	24.3727-0134.2 580134	L= 1.613	
			➔	→ 1H-S-037527; Trommelbremse; nicht für Ausstattungsvariante: GT; 	2	24.3727-0135.2 580135	L= 1.500	
			➔	1H-S-037528→; Scheibenbremse; 	2	24.3727-0156.2 580156	L= 1.616	
			➔					



kW



! #



VW - VENTO (1H2) 11/91→09/98

Seilzug, Feststellbremse

1.9 TDI	66	09/93→09/98		1H-S-037528→; Trommelbremse; nicht für Ausstattungsvariante: GT; ⚠	2	24.3727-0160.2	580160	L= 1.498
2.0	85	11/91→09/98		→ 1H-S-037527; Scheibenbremse; ⚠	2	24.3727-0134.2	580134	L= 1.613
2.0 GL	79	05/96→12/97						
2.8 VR6	128	01/92→09/98		1H-S-037528→; Scheibenbremse; ⚠	2	24.3727-0156.2	580156	L= 1.616





DE Technische Übersetzungen

EN Technical translations

ES Traducciones técnicas

FR Traductions techniques















IT Traduzioni tecniche

2023



Technische Übersetzungen

Technical translations - Traducciones tecnicas - Traductions techniques - Traduzioni tecniche

DE		DE	
	Seilzug, Feststellbremse	+ SCS	für Fahrzeuge mit SCS
		+ Zub	mit Zubehör
	Bremsbackensatz, Feststellbremse	Abfrage Produktbild vorhanden	Abfrage Produktbild vorhanden
	Bremstrommel	Abgasnorm	Abgasnorm
	Radbremszylinder	- ABS	für Fahrzeuge ohne ABS
		- ABS Ring	ohne ABS-Sensorring
	Bremsbackensatz	- AHK	für Fahrzeuge ohne AHK
	hinten	AKE	Bremssystem, Akebono
	Hinterachse links	ALU	Aluminium
		Anzahl Sitzplätze	Anzahl Sitzplätze
	Hinterachse rechts	AP	Bremssystem, AP Lockheed
	hinten links	Artikelnummer des empfohlenen Zubehörs	Artikelnummer des empfohlenen Zubehörs
	vorne links	- ASR	für Fahrzeuge ohne ASR
	mitte	Ausstattungs-Code	Ausstattungs-Code
	hinten rechts	Automatikgetriebe	Automatikgetriebe
	vorne rechts	Baumuster	Baumuster
	vorne	BDX	Bremssystem, Bendix
/	Max.Br.Tr.ausdrehmaß [mm]	bloqueio de expansão	Artikelzusatzbezeichnung, bloqueio de expansión
+ ABS	für Fahrzeuge mit ABS	BOS	Bremssystem, Bosch
+ ABS Ring	mit ABS-Sensorring	Br.Tr.Höhe ges. [mm]	Br.Tr.Höhe ges. [mm]
+ AUT	mit automatischer Nachstellung	Bremstrommeldurchmesser innen [Zoll]	Bremstrommeldurchmesser innen [Zoll]
+ ESP	für Fahrzeuge mit ESP	Bus	Bus
+ EU	Europa	DEL	Bremssystem, Delco
+ HEB	mit Hebel	Durchmesser Aufnahme [mm]	Durchmesser Aufnahme [mm]
+ MX	Mexico	Easy Quick	Artikelzusatzbezeichnung, Easy Quick
+PR	für PR-Nummer	- eFSB	für Fahrzeuge ohne elektrische Feststellbremse
+ RLG	mit Radlager		
+ RZ	mit Radbremszylinder		
+ RZR	mit integriertem Regler		

Technische Übersetzungen

Technical translations - Traducciones técnicas - Traductions techniques - Traduzioni tecniche

DE		DE	
Einstellung nach oben	Einstellung nach oben	für Fahrzeuge mit Doppelbereifung hinten	für Fahrzeuge mit Doppelbereifung hinten
Einstellung nach unten	Einstellung nach unten	für Fahrzeuge mit Drehsitz	für Fahrzeuge mit Drehsitz
Einzelteile siehe Stückliste	Einzelteile siehe Stückliste	für Fahrzeuge mit Einfachbereifung hinten	für Fahrzeuge mit Einfachbereifung hinten
Erfüllte Qualitätsstufen	Erfüllte Qualitätsstufen	für Fahrzeuge mit elektronischer Bremskraftverteilung (EBD)	für Fahrzeuge mit elektronischer Bremskraftverteilung (EBD)
- ESP	für Fahrzeuge ohne ESP	für Fahrzeuge mit erhöhter Bodenfreiheit	für Fahrzeuge mit erhöhter Bodenfreiheit
Euro5/Euro6	Euro5/Euro6	für Fahrzeuge mit Hochdach	für Fahrzeuge mit Hochdach
Fahrzeugproduktionsland	Fahrzeugproduktionsland	für Fahrzeuge mit Klimaanlage	für Fahrzeuge mit Klimaanlage
Felge Lochzahl	Felge Lochzahl	für Fahrzeuge mit Scheibenbremse an der Hinterachse	für Fahrzeuge mit Scheibenbremse an der Hinterachse
Felgengröße [Zoll]	Felgengröße [Zoll]	für Fahrzeuge mit Schlechtwegeausführung	für Fahrzeuge mit Schlechtwegeausführung
Frankreich	Frankreich	für Fahrzeuge mit Start-Stopp-Funktion	für Fahrzeuge mit Start-Stopp-Funktion
für Artikelnummer	für Artikelnummer	für Fahrzeuge mit Trommelbremse an der Hinterachse	für Fahrzeuge mit Trommelbremse an der Hinterachse
für Behördenfahrzeuge	für Behördenfahrzeuge		
für DAM-Nummer ab →	für DAM-Nummer ab →		
für Doppelbereifung	für Doppelbereifung		
für Einfachbereifung	für Einfachbereifung		
für erhöhte Nutzlast	für erhöhte Nutzlast		
für Facelift	für Facelift		
für Fahrzeuge mit 3. Sitzreihe	für Fahrzeuge mit 3. Sitzreihe		
für Fahrzeuge mit Aktivlenkung	für Fahrzeuge mit Aktivlenkung		
für Fahrzeuge mit Bremskraftregler	für Fahrzeuge mit Bremskraftregler		



Technische Übersetzungen

Technical translations - Traducciones técnicas - Traductions techniques - Traduzioni tecniche

DE		DE	
für Fahrzeuge mit verstärktem Fahrwerk	für Fahrzeuge mit verstärktem Fahrwerk	für Fahrzeuge ohne Tempomat	für Fahrzeuge ohne Tempomat
für Fahrzeuge mit verstärkter Bremse	für Fahrzeuge mit verstärkter Bremse	für Fahrzeuge ohne verstärktes Fahrwerk	für Fahrzeuge ohne verstärktes Fahrwerk
für Fahrzeuge ohne 3. Sitzreihe	für Fahrzeuge ohne 3. Sitzreihe	für Ganzbodenkonsole	für Ganzbodenkonsole
für Fahrzeuge ohne abklappbaren Handbremshebel	für Fahrzeuge ohne abklappbaren Handbremshebel	für Linkslenker	für Linkslenker
für Fahrzeuge ohne Aktivlenkung	für Fahrzeuge ohne Aktivlenkung	für Rechtslenker	für Rechtslenker
für Fahrzeuge ohne Anhängervorrichtung	für Fahrzeuge ohne Anhängervorrichtung	für Reifenabmessung	für Reifenabmessung
für Fahrzeuge ohne Drehsitz	für Fahrzeuge ohne Drehsitz	für Stahlfelgen	für Stahlfelgen
für Fahrzeuge ohne erhöhte Achslast	für Fahrzeuge ohne erhöhte Achslast	für Variant Code	für Variant Code
für Fahrzeuge ohne Hochdach	für Fahrzeuge ohne Hochdach	für verkürzten Radstand	für verkürzten Radstand
für Fahrzeuge ohne Klimaanlage	für Fahrzeuge ohne Klimaanlage	für verlängerten Radstand	für verlängerten Radstand
für Fahrzeuge ohne Schlechtwegeausführung	für Fahrzeuge ohne Schlechtwegeausführung	Gebrauchsnummer	Gebrauchsnummer
für Fahrzeuge ohne Sportfahrwerk	für Fahrzeuge ohne Sportfahrwerk	Getriebeautomatik 7 Gang	Getriebeautomatik 7 Gang
für Fahrzeuge ohne Start-Stopp-Funktion	für Fahrzeuge ohne Start-Stopp-Funktion	GG	Grauguss
		Groß Britanien	Groß Britannien
		- HEB	ohne Hebel
		Innendurchmesser 1 [mm]	Innendurchmesser 1 [mm]
		Innendurchmesser 2 [mm]	Innendurchmesser 2 [mm]
		Ja	Ja
		Japan	Japan
		Kasten	Kasten
		Kasten/Kombi	Kasten/Kombi
		Kit original ATE	Artikelzusatzbezeichnung, Kit original ATE

Technische Übersetzungen

Technical translations - Traducciones tecnicas - Traductions techniques - Traduzioni tecniche

DE		DE	
Kolbendurchmesser [mm]	Kolbendurchmesser [mm]	nicht für Fahrzeuge mit verstärkter Bremse	nicht für Fahrzeuge mit verstärkter Bremse
Komponentennummer	Komponentennummer	nicht für gepanzerte Fahrzeuge	nicht für gepanzerte Fahrzeuge
kurze Ausführung	kurze Ausführung	nicht für heiße Klimazonen	nicht für heiße Klimazonen
L=	Länge [mm]	nicht für Leichtmetallfelgen	nicht für Leichtmetallfelgen
L2=	Länge 2 [mm]	nicht für Multi-link Achse	nicht für Multi-link Achse
Länderspezifische Verpackungs- und Status-Informationen	Länderspezifische Verpackungs- und Status-Informationen	nicht für Polizeifahrzeuge	nicht für Polizeifahrzeuge
Lochanzahl	Lochanzahl	nicht für verlängerten Radstand	nicht für verlängerten Radstand
Lochkreis-Ø [mm]	Lochkreis-Ø [mm]	nicht für Wohnmobile	nicht für Wohnmobile
mit Radbefestigungsbolzen	mit Radbefestigungsbolzen	nicht für zul. Gesamtgewicht [kg]	nicht für zul. Gesamtgewicht [kg]
mittlerer Radstand	mittlerer Radstand	nur paarweise austauschen	nur paarweise austauschen
mit Verstärkung	mit Verstärkung	Nutzlast [kg]	Nutzlast [kg]
Motorcode	Motorcode	Nutzlast ab [kg]	Nutzlast ab [kg]
Multi-link Achse	Multi-link Achse	Nutzlast bis [kg]	Nutzlast bis [kg]
Nabenbohrung-Ø[mm]	Nabenbohrung-Ø[mm]	Orga →	für Organisationsnummer ab
Nicht erfüllte Qualitätsstufen	Nicht erfüllte Qualitätsstufen	porca de ajuste	Artikelzusatzbezeichnung, tuerca de ajuste
nicht für Ausstattungsvariante	nicht für Ausstattungsvariante	Pritsche/Doppelk.	Pritsche/Doppelk.
nicht für Behördenfahrzeuge	nicht für Behördenfahrzeuge	Pritsche/Fahrgestell	Pritsche/Fahrgestell
nicht für Doppelbereifung	nicht für Doppelbereifung	Produkttyp vorhanden	Produkttyp vorhanden
nicht für erhöhte Nutzlast	nicht für erhöhte Nutzlast	Radstand [mm]	Radstand [mm]
nicht für Facelift	nicht für Facelift		

















Technische Übersetzungen

Technical translations - Traducciones tecnicas - Traductions techniques - Traduzioni tecniche

DE		DE	
Republik Korea (Südkorea)	Republik Korea (Südkorea)	Ø2	Durchmesser 2 [mm]
- RLG	ohne Radlager	→	Baujahr ab Fahrgestellnummer ab
RWD	Heckantrieb	→	Baujahr bis Fahrgestellnummer bis
- RZ	ohne Radbremszylinder	→ für DAM-Nummer bis	für DAM-Nummer bis
- RZR	ohne integrierten Regler	→ Orga	für Organisationsnummer bis
Satz	Satz	→ VET	VET-Nummer bis
SB gerechte Verpackung	SB gerechte Verpackung		
Schaltgetriebe	Schaltgetriebe		
Schaltgetriebe 5 Gang	Schaltgetriebe 5 Gang		
Schaltgetriebe 6 Gang	Schaltgetriebe 6 Gang		
Scheibenbremse	Scheibenbremse		
- SCS	für Fahrzeuge ohne SCS		
Slowakische Republik	Slowakische Republik		
Thailand	Thailand		
TopKit original ATE	Artikelzusatzbezeichnung, TopKit original ATE		
Trommelbremse	Trommelbremse		
TRW	Bremssystem, Lucas / TRW		
Türenanzahl	Türenanzahl		
Ungarn	Ungarn		
Version	Version		
VET →	VET-Nummer ab		
vormontiert	vormontiert		
VW	Bremssystem, Volkswagen		
x	Breite [mm] Br.Tr.Höhe innen [mm]		
- Zub	ohne Zubehör		
Ø	Durchmesser [mm] Bremsstrommeldurchmesser außen [mm] Innendurchmesser [mm] Bremsstrommeldurchmesser innen [mm]		
Ø1	Durchmesser 1 [mm]		

Technische Übersetzungen

Technical translations - Traducciones tecnicas - Traductions techniques - Traduzioni tecniche

EN		EN	
	Cable Pull, parking brake	+ SCS	for vehicles with SCS
		+ Zub	with accessories
	Brake Shoe Set, parking brake	Abfrage Produktbild vorhanden	Abfrage Produktbild vorhanden
	Brake Drum	Abgasnorm	Emission Standard
	Wheel Brake Cylinder	- ABS	for vehicles without ABS
		- ABS Ring	without ABS sensor ring
	Brake Shoe Set	- AHK	for vehicles without towbar
	Rear	AKE	Brake System, Akebono
	Rear Axle Left	ALU	Aluminium
		Anzahl Sitzplätze	Number of seats
	Rear Axle Right	AP	Brake System, AP Lockheed
	Left Rear	Artikelnummer des empfohlenen Zubehörs	Article number of recommended accessories
	Left Front	- ASR	for vehicles without ASR
	Centre	Ausstattungs-Code	Equipment Code
	Right Rear	Automatikgetriebe	Automatic Transmission
	Right Front	Baumuster	Code
	Front	BDX	Brake System, Bendix
/	Max.skimmed drum measure [mm]	bloqueio de expansão	additional article information, expanding lock
+ ABS	for vehicles with ABS	BOS	Brake System, Bosch
+ ABS Ring	with ABS sensor ring	Br.Tr.Höhe ges. [mm]	Total Br. Drum Height [mm]
+ AUT	with automatic adjustment	Bremstrommeldurchmesser innen [Zoll]	Brake diameter, inside [inch]
+ ESP	for vehicles with ESP	Bus	Bus
+ EU	Europe	DEL	Brake System, Delco
+ HEB	with lever	Durchmesser Aufnahme [mm]	Support plate diameter [mm]
+ MX	Mexico	Easy Quick	additional article information, Easy Quick
+PR	for PR number	- eFSB	for vehicles without electric parking brake
+ RLG	with wheel bearing		
+ RZ	with wheel brake cylinder		
+ RZR	with integrated regulator		

Technische Übersetzungen

Technical translations - Traducciones tecnicas - Traductions techniques - Traduzioni tecniche

EN		EN	
Einstellung nach oben	Upward setting	für Fahrzeuge mit Doppelbereifung hinten	for vehicles with rear dual tyres
Einstellung nach unten	Downward setting	für Fahrzeuge mit Drehsitz	for vehicles with swivel seat
Einzelteile siehe Stückliste	for components see parts list	für Fahrzeuge mit Einfachbereifung hinten	for vehicles with rear single tyres
Erfüllte Qualitätsstufen	Reached Quality Gates	für Fahrzeuge mit elektronischer Bremskraftverteilung (EBD)	for vehicles with electronic brakeforce distribution (EBD)
- ESP	for vehicles without ESP	für Fahrzeuge mit erhöhter Bodenfreiheit	for vehicles with increased ground clearance
Euro5/Euro6	Euro5/Euro6	für Fahrzeuge mit Hochdach	for vehicles with raised roof
Fahrzeugproduktionsland	Vehicle Production Country	für Fahrzeuge mit Klimaanlage	for vehicles with air conditioning
Felge Lochzahl	Rim Hole Number	für Fahrzeuge mit Scheibenbremse an der Hinterachse	for vehicles with disc brakes on the rear axle
Felgengröße [Zoll]	Rim Size [in]	für Fahrzeuge mit Schlechtwegeausführung	for vehicles with bad road version
Frankreich	France	für Fahrzeuge mit Start-Stopp-Funktion	for vehicles with start-stop function
für Artikelnummer	for article number	für Fahrzeuge mit Trommelbremse an der Hinterachse	for vehicles with drum brakes on the rear axle
für Behördenfahrzeuge	for government vehicles		
für DAM-Nummer ab →	for DAM number from		
für Doppelbereifung	for dual tyres		
für Einfachbereifung	for single tyres		
für erhöhte Nutzlast	for increased payload		
für Facelift	for facelift		
für Fahrzeuge mit 3. Sitzreihe	for vehicles with 3rd seating row		
für Fahrzeuge mit Aktivlenkung	for vehicles with active steering		
für Fahrzeuge mit Bremskraftregler	for vehicles with brake force regulator		

Technische Übersetzungen

Technical translations - Traducciones tecnicas - Traductions techniques - Traduzioni tecniche

EN		EN	
für Fahrzeuge mit verstärktem Fahrwerk	for vehicles with heavy duty suspension	für Fahrzeuge ohne Tempomat	for vehicles without cruise control
für Fahrzeuge mit verstärkter Bremse	for vehicles with reinforced brakes	für Fahrzeuge ohne verstärktes Fahrwerk	for vehicles without heavy duty suspension
für Fahrzeuge ohne 3. Sitzreihe	for vehicles without 3rd seating row	für Ganzbodenkonsole	for full bottom console
für Fahrzeuge ohne abklappbaren Handbremshebel	for vehicles without fold-down handbrake lever	für Lenkenker	for left-hand drive vehicles
für Fahrzeuge ohne Aktivlenkung	for vehicles without active steering	für Rechtslenker	for right-hand drive vehicles
für Fahrzeuge ohne Anhängavorrichtung	for vehicles without towbar	für Reifenabmessung	for tyre size
für Fahrzeuge ohne Drehsitz	for vehicles without swivel seat	für Stahlfelgen	for steel rims
für Fahrzeuge ohne erhöhte Achslast	for vehicles without increased axle load	für Variant Code	for variant code
für Fahrzeuge ohne Hochdach	for vehicles without raised roof	für verkürzten Radstand	for shortened wheelbase
für Fahrzeuge ohne Klimaanlage	for vehicles without air conditioning	für verlängerten Radstand	for extended wheelbase
für Fahrzeuge ohne Schlechtwegeausführung	for vehicles without bad road version	Gebrauchsnummer	usage number
für Fahrzeuge ohne Sportfahrwerk	for vehicles without sports suspension	Getriebeautomatik 7 Gang	7-Speed Automatic Transmission
für Fahrzeuge ohne Start-Stopp-Funktion	for vehicles without start-stop function	GG	Grey Cast Iron
		Groß Britanien	Great Britain
		- HEB	without lever
		Innendurchmesser 1 [mm]	Inner diameter 1 [mm]
		Innendurchmesser 2 [mm]	Inner diameter 2 [mm]
		Ja	Yes
		Japan	Japan
		Kasten	Van
		Kasten/Kombi	Estate Van
		Kit original ATE	additional article information, Kit original ATE



Technische Übersetzungen

Technical translations - Traducciones tecnicas - Traductions techniques - Traduzioni tecniche

EN		EN	
Kolbendurchmesser [mm]	Piston Diameter [mm]	nicht für Fahrzeuge mit verstärkter Bremse	not for vehicles with reinforced brakes
Komponentennummer	Component Number	nicht für gepanzerte Fahrzeuge	not for armoured vehicles
kurze Ausführung	short version	nicht für heiße Klimazonen	not for hot climate zones
L=	Length [mm]	nicht für Leichtmetallfelgen	not for light alloy rims
L2=	Length 2 [mm]	nicht für Multi-link Achse	not for multi-link axle
Länderspezifische Verpackungs- und Status-Informationen	Country specific package and status data	nicht für Polizeifahrzeuge	not for police vehicles
Lochanzahl	Number of Holes	nicht für verlängerten Radstand	not for extended wheelbase
Lochkreis-Ø [mm]	Bolt Hole Circle Ø [mm]	nicht für Wohnmobile	not for motor home
mit Radbefestigungsbolzen	with wheel studs	nicht für zul. Gesamtgewicht [kg]	not for gross vehicle weight [kg]
mittlerer Radstand	Centre Wheelbase	nur paarweise austauschen	Replace in pairs only
mit Verstärkung	with reinforcement	Nutzlast [kg]	Payload [kg]
Motorcode	Engine Code	Nutzlast ab [kg]	Payload from [kg]
Multi-link Achse	Multilink Axle	Nutzlast bis [kg]	Payload to [kg]
Nabenbohrung-Ø[mm]	Hub Bore Ø [mm]	Orga →	for RPO number (vehicle manufacturing date) from
Nicht erfüllte Qualitätsstufen	Unreached Quality Gates	porca de ajuste	additional article information, adjusting nut
nicht für Ausstattungsvariante	not for trim level	Pritsche/Doppelk.	Flatbed / Double Cab
nicht für Behördenfahrzeuge	not for government vehicles	Pritsche/Fahrgestell	Platform/Chassis
nicht für Doppelbereifung	not for dual tyres	Produkttyp vorhanden	Produkttyp vorhanden
nicht für erhöhte Nutzlast	not for increased payload	Radstand [mm]	Wheelbase [mm]
nicht für Facelift	not for facelift		

Technische Übersetzungen

Technical translations - Traducciones tecnicas - Traductions techniques - Traduzioni tecniche

EN		EN	
Republik Korea (Südkorea)	Republic of Korea (South Korea)	→	Construction year from Vehicle Identification Number from
- RLG	without wheel bearing	→	Construction year to Vehicle Identification Number to
RWD	Rear-Wheel Drive	→ für DAM-Nummer bis	for DAM number up to
- RZ	without wheel brake cylinder	→ Orga	for RPO number (vehicle manufacturing date) up to
- RZR	without integrated regulator	→ VET	VET Number to
Satz	Set		
SB gerechte Verpackung	CB compatible package		
Schaltgetriebe	Manual Transmission		
Schaltgetriebe 5 Gang	5-Speed Manual Transmission		
Schaltgetriebe 6 Gang	6-Speed Manual Transmission		
Scheibenbremse	Disc Brake		
- SCS	for vehicles without SCS		
Slowakische Republik	Slovakia		
Thailand	Thailand		
TopKit original ATE	additional article information, TopKit original ATE		
Trommelbremse	Drum Brake		
TRW	Brake System, Lucas / TRW		
Türenanzahl	Number of Doors		
Ungarn	Hungary		
Version	Version		
VET →	VET Number from		
vormontiert	Pre-assembled		
VW	Brake System, Volkswagen		
x	Width [mm] Inner Brake Drum Height [mm]		
- Zub	without accessories		
Ø	Diameter [mm] Brake diameter, outer [mm] Inner diameter [mm] Brake diameter, inside [mm]		
Ø1	Diameter 1 [mm]		
Ø2	Diameter 2 [mm]		

Technische Übersetzungen

Technical translations - Traducciones técnicas - Traductions techniques - Traduzioni tecniche

ES		ES	
	Cable de accionamiento, freno de estacionamiento	+ SCS	para vehículos con SCS
	Juego de zapatas de frenos, freno de estacionamiento	+ Zub	con accesorios
	Tambor de freno	Abfrage Produktbild vorhanden	Abfrage Produktbild vorhanden
	Cilindro de freno de rueda	Abgasnorm	Norma de emisiones
	Juego de zapatas de frenos	- ABS	para vehículos sin ABS
	posterior	- ABS Ring	sin anillo sensor ABS
	Eje trasero izquierda	- AHK	para vehículos sin cinemática activa en el eje trasero
	Eje trasero, derecha	AKE	Sistema de frenos, Akebono
	Atrás izquierda	ALU	Aluminio
	Delante, izquierda	Anzahl Sitzplätze	Número de asientos
	centro	AP	Sistema de frenos, AP Lockheed
	Atrás derecha	Artikelnummer des empfohlenen Zubehörs	Nº art. de accesorio recomendado
	Delante, derecha	- ASR	para vehículos sin ASR
	delante	Ausstattungs-Code	Código de equipamiento
/	Rebajado máx. tambor de freno [mm]	Automatikgetriebe	Transmisión automática
+ ABS	para vehículos con ABS	Baumuster	Tipo
+ ABS Ring	con anillo sensor ABS	BDX	Sistema de frenos, Bendix
+ AUT	con reajuste automático	bloqueo de expansão	Denominación adicional del artículo, bloqueo de expansión
+ ESP	para vehículos con ESP	BOS	Sistema de frenos, Bosch
+ EU	Europa	Br.Tr.Höhe ges. [mm]	H tamb. freno total [mm]
+ HEB	con palanca	Bremstrommeldurchmesser innen [Zoll]	Diámetro interior de tambor de freno [pulgadas]
+ MX	México	Bus	Autobús
+PR	Número de PR	DEL	Sistema de frenos, Delco
+ RLG	con cojinete rueda	Durchmesser Aufnahme [mm]	Diámetro alojamiento [mm]
+ RZ	con cilindro de freno de rueda	Easy Quick	Denominación adicional del artículo, Easy Quick
+ RZR	con regulador incorporado		

Technische Übersetzungen

Technical translations - Traducciones técnicas - Traductions techniques - Traduzioni tecniche

ES		ES	
- eFSB	para vehículos sin freno de estacionamiento electrónico	für Fahrzeuge mit Doppelbereifung hinten	para vehículos con neumático doble trasero
Einstellung nach oben	Ajuste hacia arriba	für Fahrzeuge mit Drehsitz	para vehículos con asineto giratorio
Einstellung nach unten	Ajuste hacia abajo	für Fahrzeuge mit Einfachbereifung hinten	para vehículos con neumático simple trasero
Einzelteile siehe Stückliste	Componentes véase lista de piezas	für Fahrzeuge mit elektronischer Bremskraftverteilung (EBD)	para vehículos con programa estabilización remolque
Erfüllte Qualitätsstufen	Erfüllte Qualitätsstufen	für Fahrzeuge mit erhöhter Bodenfreiheit	para vehículos con altura libre aumentada
- ESP	para vehículos sin ESP	für Fahrzeuge mit Hochdach	para vehículos con techo alto
Euro5/Euro6	Euro5/Euro6	für Fahrzeuge mit Klimaanlage	para vehículos con climatizador
Fahrzeugproduktionsland	País producción vehículo	für Fahrzeuge mit Scheibenbremse an der Hinterachse	para vehículos con freno de disco en eje trasero
Felge Lochzahl	Llanta, nº de taladros	für Fahrzeuge mit Schlechtwegausführung	para vehículos con dispositivo auxiliar para caminos malos
Felgengröße [Zoll]	Tamaño de llanta [in]	für Fahrzeuge mit Start-Stopp-Funktion	para vehículos con sistema Start&Stop
Frankreich	Francia	für Fahrzeuge mit Trommelbremse an der Hinterachse	para vehículos con freno de tambor en eje trasero
für Artikelnummer	para artículo nr.		
für Behördenfahrzeuge	para vehículos admon. pública		
für DAM-Nummer ab →	para número DAM desde		
für Doppelbereifung	para neumáticos gemelos		
für Einfachbereifung	para neumáticos sencillos		
für erhöhte Nutzlast	para carga útil aumentada		
für Facelift	para facelift		
für Fahrzeuge mit 3. Sitzreihe	para vehículos con 3 hileras de asientos		
für Fahrzeuge mit Aktivlenkung	para vehículos con dirección activa		
für Fahrzeuge mit Bremskraftregler	para vehículos con regulador de fuerza de frenado		



Technische Übersetzungen

Technical translations - Traducciones técnicas - Traductions techniques - Traduzioni tecniche

ES		ES	
für Fahrzeuge mit verstärktem Fahrwerk	para vehículos con chasis reforzado	für Fahrzeuge ohne Tempomat	para vehículos sin Tempomat
für Fahrzeuge mit verstärkter Bremse	para vehículos con freno reforzado	für Fahrzeuge ohne verstärktes Fahrwerk	para vehículos sin chasis reforzado
für Fahrzeuge ohne 3. Sitzreihe	para vehículos sin 3 hileras de asientos	für Ganzbodenkonsole	para consola de suelo completo
für Fahrzeuge ohne abklappbaren Handbremshebel	para vehículos sin palanca de freno desplegable	für Linkslenker	para vehic. dirección izquierda
für Fahrzeuge ohne Aktivlenkung	para vehículos sin dirección activo	für Rechtslenker	para vehíc. dirección a la derecha
für Fahrzeuge ohne Anhängavorrichtung	para vehículos si enganche de remolque	für Reifenabmessung	para dimensión de neumáticos
für Fahrzeuge ohne Drehsitz	para vehículos sin asiento giratorio	für Stahlfelgen	para llantas de acero
für Fahrzeuge ohne erhöhte Achslast	para vehículos sin carga de eje aumentada	für Variant Code	para el tipo de modelo
für Fahrzeuge ohne Hochdach	para vehículos sin techo alto	für verkürzten Radstand	para distancia entre ejes acortada
für Fahrzeuge ohne Klimaanlage	para vehículos sin aire acondicionado	für verlängerten Radstand	para distancia entre ejesprolongada
für Fahrzeuge ohne Schlechtwegausführung	para vehículos sin dispositivo auxiliar para caminos malos	Gebrauchsnummer	Número de uso
für Fahrzeuge ohne Sportfahrwerk	para vehículos sin chasis deportivo	Getriebeautomatik 7 Gang	Caja automática, 7 marchas
für Fahrzeuge ohne Start-Stopp-Funktion	para vehículos sin sistema Start&Stop	GG	Fundición gris
		Groß Britanien	Gran Bretaña
		- HEB	sin palanca
		Innendurchmesser 1 [mm]	Diám. int. 1 [mm]
		Innendurchmesser 2 [mm]	Diám. int. 2[mm]
		Ja	sí
		Japan	Japón
		Kasten	Furgón
		Kasten/ Kombi	Furgón/ranchera familiar
		Kit original ATE	Denominación adicional del artículo, Kit original ATE

Technische Übersetzungen

Technical translations - Traducciones técnicas - Traductions techniques - Traduzioni tecniche

ES		ES	
Kolbendurchmesser [mm]	Diámetro del pistón [mm]	nicht für Fahrzeuge mit verstärkter Bremse	no para vehículos con frenos reforzados
Komponentennummer	Nº de componente	nicht für gepanzerte Fahrzeuge	no para vehículos blindados
kurze Ausführung	Modelo corto	nicht für heiße Klimazonen	no para zonas con clima cálido
L=	Longitud [mm]	nicht für Leichtmetallfelgen	no para llantas de metal ligero
L2=	Longitud 2 [mm]	nicht für Multi-link Achse	no para eje multilink
Länderspezifische Verpackungs- und Status-Informationen	Información específica del país sobre el embalaje y sobre el estado	nicht für Polizeifahrzeuge	no para veh.policía
Lochanzahl	Número de orificios	nicht für verlängerten Radstand	no para distancia entre ejes prolongada
Lochkreis-Ø [mm]	corona de agujeros - Ø [mm]	nicht für Wohnmobile	no para autocaravana
mit Radbefestigungsbolzen	con perno de sujeción de rueda	nicht für zul. Gesamtgewicht [kg]	no para peso total admisible [kg]
mittlerer Radstand	distancia media entre ejes	nur paarweise austauschen	Reemplazar sólo por pares
mit Verstärkung	con amplificación	Nutzlast [kg]	Carga útil [kg]
Motorcode	Código de motor	Nutzlast ab [kg]	carga útil desde [kg]
Multi-link Achse	Eje multilink	Nutzlast bis [kg]	carga útil hasta [kg]
Nabenbohrung-Ø[mm]	Taladro cubo - Ø [mm]	Orga →	para números de organización desde
Nicht erfüllte Qualitätsstufen	Nicht erfüllte Qualitätsstufen	porca de ajuste	Denominación adicional del artículo, tuerca de ajuste
nicht für Ausstattungsvariante	no para variante de equipamiento	Pritsche/Doppelk.	Plataforma/cabina doble
nicht für Behördenfahrzeuge	no para veh. admon. pública	Pritsche/Fahrgestell	Caja/Chasis
nicht für Doppelbereifung	no para neumáticos gemelos	Produkttyp vorhanden	Produkttyp vorhanden
nicht für erhöhte Nutzlast	no para carga útil aumentada	Radstand [mm]	Distancia entre ejes [mm]
nicht für Facelift	no para facelift		













Technische Übersetzungen

Technical translations - Traducciones técnicas - Traductions techniques - Traduzioni tecniche

ES		ES	
Republik Korea (Südkorea)	Rep. Corea (Corea del Sur)	Ø2	Diámetro 2 [mm]
- RLG	sin cojinete rueda	→	año construcción desde nº de chasis desde
RWD	Tracción trasera	→	año construcción hasta nº de chasis hasta
- RZ	sin cilindro de freno de rueda	→ für DAM-Nummer bis	para número DAM hasta
- RZR	sin controlador incorporado	→ Orga	para n.º de org. hasta
Satz	Kit	→ VET	nº VET hasta
SB gerechte Verpackung	Embalaje apto para autoservicio		
Schaltgetriebe	Caja de cambios manual		
Schaltgetriebe 5 Gang	Caja de cambios manual, 5 marchas		
Schaltgetriebe 6 Gang	Caja de cambios manual, 6 marchas		
Scheibenbremse	Discos		
- SCS	para vehículos sin SCS		
Slowakische Republik	República eslovaca		
Thailand	Tailandia		
TopKit original ATE	Denominación adicional del artículo, TopKit original ATE		
Trommelbremse	Tambor		
TRW	Sistema de frenos, Lucas / TRW		
Türenanzahl	Número de puertas		
Ungarn	Hungría		
Version	Versión		
VET →	nº VET desde		
vormontiert	premontado		
VW	Sistema de frenos, Volkswagen		
x	Ancho [mm] H tamb. freno interna [mm]		
- Zub	sin accesorios		
Ø	Diámetro [mm] Diámetro exterior del tambor de freno [mm] Diámetro interior [mm] Diámetro interior de tambor de freno [mm]		
Ø1	Diámetro 1 [mm]		

Technische Übersetzungen

Technical translations - Traducciones técnicas - Traductions techniques - Traduzioni tecniche

FR		FR	
	Tirette à câble, frein de stationnement	+ RZR	avec régulateur intégré
	Jeu de mâchoires de frein, frein de stationnement	+ SCS	pour véhicules avec SCS
	Tambour de frein	+ Zub	avec accessoires
	Cylindre de roue	Abfrage Produktbild vorhanden	Abfrage Produktbild vorhanden
	Jeu de mâchoires de frein	Abgasnorm	Norme concernant les gaz d'échappement
	arrière	- ABS	pour véhicules sans système antiblo-cage
	Essieu arrière gauche	- ABS Ring	sans bague ABS
	Essieu arrière droit	- AHK	pour véhicules pour véhic. sans ciné-matique active/essieu ar
	arrière gauche	AKE	Système de freinage, Akebono
	avant gauche	ALU	Aluminium
	centre	Anzahl Sitz-plätze	Nombre de sièges
	arrière droite	AP	Système de freinage, AP Lockheed
	avant droite	Artikel-nummer des empfohlenen Zubehörs	Référence de l'accessoire recommandé
	avant	- ASR	pour véhicules sans ASR
/	Cotes max.de rectification de tambour de frein [mm]	Ausstat-tungs-Code	Code d'équipement
+ ABS	pour véhicules avec système antiblo-cage	Automatikge-triebe	Boîte automatique
+ ABS Ring	avec bague ABS	Baumuster	Modèle
+ AUT	avec réglage automatique	BDX	Système de freinage, Bendix
+ ESP	pour véhicules avec ESP	bloqueio de expansão	Designation d'article complémentaire, verrou en expansion
+ EU	Europe	BOS	Système de freinage, Bosch
+ HEB	avec levier	Br.Tr.Höhe ges. [mm]	Haut.tot.tamb.fr. [mm]
+ MX	Mexique	Bremstrom-meldurch-messer innen [Zoll]	Diamètre intérieur du tambour de frein [pouces]
+PR	pour numéro PR	Bus	Autobus/Autocar
+ RLG	avec roulement de roue	DEL	Système de freinage, Delco
+ RZ	avec cylindre de roue	Durchmesser Aufnahme [mm]	Diamètre réception [mm]

Technische Übersetzungen

Technical translations - Traducciones técnicas - Traductions techniques - Traduzioni tecniche

FR		FR	
Easy Quick	Designation d'article complémentaire, Easy Quick	für Fahrzeuge mit Bremskraftregler	pour véhicules avec régulateur de freinage
- eFSB	pour véhicules sans frein d'arrêt électrique	für Fahrzeuge mit Doppelbereifung hinten	pour véhicules avec pneus doubles à l'arrière
Einstellung nach oben	Réglage vers le haut	für Fahrzeuge mit Drehsitz	pour véhicules à siège tournant
Einstellung nach unten	Réglage vers le bas	für Fahrzeuge mit Einfachbereifung hinten	pour véhicules avec pneus simples à l'arrière
Einzelteile siehe Stückliste	pour composants voir liste	für Fahrzeuge mit elektronischer Bremskraftverteilung (EBD)	pour les véhicules avec répartiteur de freinage électronique
Erfüllte Qualitätsstufen	Erfüllte Qualitätsstufen	für Fahrzeuge mit erhöhter Bodenfreiheit	pour véhicules avec garde au sol augmentée
- ESP	pour véhicules sans ESP	für Fahrzeuge mit Hochdach	pour véhicules avec toit réhaussé
Euro5/Euro6	Euro5/Euro6	für Fahrzeuge mit Klimaanlage	pour véhicules avec système de climatisation
Fahrzeugproduktionsland	Pays constructeur du véhicule	für Fahrzeuge mit Scheibenbremse an der Hinterachse	pour véhicules avec frein à disques à l'essieu arrière
Felge Lochzahl	Jante, nombre de trous	für Fahrzeuge mit Schlechtwegausführung	pour véhicules préparés pour routes dégradées
Felgengröße [Zoll]	Dimension de la jante [pouces]	für Fahrzeuge mit Start-Stopp-Funktion	pour véhicules avec fonction Stop/Start
Frankreich	France		
für Artikelnummer	pour référence		
für Behördenfahrzeuge	pour véhicules d'administration		
für DAM-Nummer ab →	pour numéro DAM à partir de →		
für Doppelbereifung	pour pneus doubles		
für Einfachbereifung	pour pneus simples		
für erhöhte Nutzlast	pour charge utile surélevée		
für Facelift	pour facelift		
für Fahrzeuge mit 3. Sitzreihe	pour véhicules avec 3 ^{ème} rangée de sièges		
für Fahrzeuge mit Aktivlenkung	pour véhicules avec direction active		

Technische Übersetzungen

Technical translations - Traducciones técnicas - Traductions techniques - Traduzioni tecniche

FR	FR
für Fahrzeuge mit Trommelbremse an der Hinterachse	für Fahrzeuge ohne Start-Stopp-Funktion
pour véhicules avec frein à tambour à l'essieu arrière	pour véhicules sans fonction Stop/Start
für Fahrzeuge mit verstärktem Fahrwerk	für Fahrzeuge ohne Tempomat
pour véhicules avec châssis renforcé	pour véhicules sans régulateur de vitesse
für Fahrzeuge mit verstärkter Bremse	für Fahrzeuge ohne verstärktes Fahrwerk
pour véhicules avec frein assisté	pour véhicules sans châssis renforcé
für Fahrzeuge ohne 3. Sitzreihe	für Ganzbodenkonsole
pour véhicules sans 3ième rangée de sièges	pour console de plancher complète
für Fahrzeuge ohne abklappbaren Handbremshebel	für Linkslenker
pour véhicules sans levier de frein à main abattible	pour véhicules avec direction à gauche
für Fahrzeuge ohne Aktivlenkung	für Rechtslenker
pour véhicules sans direction active	pour véhicules avec direction à droite
für Fahrzeuge ohne Anhängavorrichtung	für Reifenabmessung
pour véhicules sans attelage de remorque	pour dimension de pneu
für Fahrzeuge ohne Drehsitz	für Stahlfelgen
pour véhicules sans siège tournant	pour jante en acier
für Fahrzeuge ohne erhöhte Achslast	für Variant Code
pour véhicules sans charge d'essieux augmentée	pour code variante
für Fahrzeuge ohne Hochdach	für verkürzten Radstand
pour véhicules sans toit réhaussé	pour empattement raccourci
für Fahrzeuge ohne Klimaanlage	für verlängerten Radstand
pour véhicules sans système de climatisation	pour empattement rallongé
für Fahrzeuge ohne Schlechtwegausführung	Gebrauchsnummer
pour véhicules non-préparés pour routes dégradées	Numéro d'utilisation
für Fahrzeuge ohne Sportfahrwerk	Getriebeautomatik 7 Gang
pour véhicules sans châssis sportif	Boîte automatique à 7 vitesses
	GG
	Fonte grise
	Groß Britanien
	Grande-Bretagne
	- HEB
	sans levier
	Innendurchmesser 1 [mm]
	Diamètre intérieur 1 [mm]
	Innendurchmesser 2 [mm]
	Diamètre intérieur 2 [mm]
	Ja
	Oui
	Japan
	Japon
	Kasten
	Camionnette



Technische Übersetzungen

Technical translations - Traducciones tecnicas - Traductions techniques - Traduzioni tecniche

FR		FR	
Kasten/ Kombi	Camionnette/Break	nicht für erhöhte Nutz- last	non pour charge utile surélevée
Kit original ATE	Designation d'article complémentaire, Kit d'origine ATE	nicht für Facelift	pas pour facelift
Kolbendurch- messer [mm]	Diamètre du piston [mm]	nicht für Fahrzeuge mit verstärkter Bremsen	pas pour véhicules avec frein assisté
Komponen- tennummer	Numéro de composant	nicht für gepanzerte Fahrzeuge	pas pour véhicules blindés
kurze Ausführung	Version courte	nicht für heiße Klima- zonen	pas pour climat chaud
L=	Longueur [mm]	nicht für Leichtmetall- felgen	pas pour jante en alliage léger
L2=	Longueur 2 [mm]	nicht für Multi-link Achse	pas pour essieu multilink
Länderspezi- fische Verpa- ckungs- und Status-Infor- mationen	Informations d'emballage et d'état spécifiques aux pays	nicht für Poli- zeifahrzeuge	pas pour voitures de police
Lochanzahl	Nombre de trous	nicht für verlängerten Radstand	pas pour empattement rallongé
Lochkreis-Ø [mm]	Cercle de perçage -Ø [mm]	nicht für Wohnmobile	pas pour camping-cars
mit Radbe- festigungs- bolzen	avec boulon de fix° de roue	nicht für zul. Gesamtge- wicht [kg]	pas admissible pour poids total [kg]
mittlerer Radstand	Empattement moyen	nur paar- weise austauschen	Remplacement uniquement par paires
mit Verstär- kung	avec gain	Nutzlast [kg]	Charge utile [kg]
Motorcode	Code moteur	Nutzlast ab [kg]	Charge utile à partir de [kg]
Multi-link Achse	Essieu multilink	Nutzlast bis [kg]	Charge utile jusqu'à [kg]
Nabenboh- rung-Ø[mm]	Alésage de moyeu-Ø [mm]	Orga →	pour n° OPR(date de fabrication du véhicule) à partir de
Nicht erfüllte Qualitäts- stufen	Nicht erfüllte Qualitätsstufen	porca de ajuste	Designation d'article complémentaire, écrou de réglage
nicht für Ausstat- tungsvari- ante	pas pour variante d'équipement	Pritsche/ Doppelk.	Camion plate-forme/cab.double
nicht für Behörden- fahrzeuge	pas pour véhicules de l'administration		
nicht für Doppelberei- fung	pas pour pneus doubles		

Technische Übersetzungen















Technical translations - Traducciones técnicas - Traductions techniques - Traduzioni tecniche

FR		FR	
Pritsche/ Fahrgestell	Camion plate-forme/Châssis	Ø	Diamètre [mm] Diamètre extérieur du tambour de frein [mm] Diamètre intérieur [mm] Diamètre intérieur du tambour de frein [mm]
Produkttyp vorhanden	Produkttyp vorhanden		
Radstand [mm]	Empattement [mm]		
Republik Korea (Südkorea)	République de Corée (Corée du Sud)	Ø1	Diamètre 1 [mm]
- RLG	sans roulement de roue	Ø2	Diamètre 2[mm]
RWD	Propulsion	→	Année à partir de N° de châssis à partir de
- RZ	sans cylindre de roue	→	Année jusqu'à N° de châssis jusqu'à
- RZR	sans régulateur intégré	→ für DAM- Nummer bis	pour numéro DAM jusqu'à
Satz	Jeu	→ Orga	pour numéro OPR (date de fabrication du véhicule) jusqu'à
SB gerechte Verpackung	Emballage LS	→ VET	Numéro VET jusqu'à
Schaltge- triebe	boîte de vitesses manuelle		
Schaltge- triebe 5 Gang	Boîte de vitesses manuelle à 5 vitesses		
Schaltge- triebe 6 Gang	Boîte de vitesses manuelle à 6 vitesses		
Scheiben- bremse	Frein à disque		
- SCS	pour véhicules sans SCS		
Slowakische Republik	République slovaque		
Thailand	Thaïlande		
TopKit original ATE	Designation d'article complémentaire, TopKit d'origine ATE		
Trommel- bremse	Frein à tambour		
TRW	Système de freinage, Lucas / TRW		
Türenanzahl	Nombre de portes		
Ungarn	Hongrie		
Version	Version		
VET →	Numéro VET à partir de		
vormontiert	prémonté		
VW	Système de freinage, Volkswagen		
x	Largeur [mm] Haut.int.tamb.fr. [mm]		
- Zub	sans accessoires		



Technische Übersetzungen

Technical translations - Traducciones técnicas - Traductions techniques - Traduzioni tecniche

IT		IT	
	Cavo comando, Freno stazionamento	+ RZR	con regolatore integrato
	Kit ganasce, Freno stazionamento	+ SCS	per veicoli con SCS
	Tamburo freno	+ Zub	con accessori
	Cilindretto freno	Abfrage Produktbild vorhanden	Abfrage Produktbild vorhanden
	Kit ganasce freno	Abgasnorm	Norma sui gas di scarico
	posteriore	- ABS	per veicoli senza ABS
	Assale posteriore Sx	- ABS Ring	senza anello sensore ABS
	Assale posteriore Dx	- AHK	per veicoli senza cinematica attiva assale posteriore
	posteriore Sx	AKE	Sistema frenante, Akebono
	anteriore Sx	ALU	Alluminio
	centro	Anzahl Sitzplätze	N° posti a sedere
	posteriore Dx	AP	Sistema frenante, AP Lockheed
	anteriore Dx	Artikelnummer des empfohlenen Zubehörs	N° articolo accessorio consigliato
	anteriore	- ASR	per veicoli senza ASR
/	Misura max. scorrimento tamburo freno [mm]	Ausstattungs-Code	Codice dotazione
+ ABS	per veicoli con ABS	Automatikgetriebe	Trasmissione automatica
+ ABS Ring	con anello sensore ABS	Baumuster	Modello
+ AUT	con regolazione automatica	BDX	Sistema frenante, Bendix
+ ESP	per veicoli con ESP	bloqueio de expansão	Denominazione aggiuntiva dell'articolo, blocco espandibile
+ EU	Europa	BOS	Sistema frenante, Bosch
+ HEB	con leva	Br.Tr.Höhe ges. [mm]	Altezza compl. tamb. freno [mm]
+ MX	Messico	Bremstrommeldurchmesser innen [Zoll]	Diametro tamburo del freno interno [pollici]
+PR	per N° PR	Bus	Autobus
+ RLG	con cuscinetto ruota	DEL	Sistema frenante, Delco
+ RZ	con cilindretto freno	Durchmesser Aufnahme [mm]	Diametro sede [mm]
		Easy Quick	Denominazione aggiuntiva dell'articolo, Easy Quick

Technische Übersetzungen

Technical translations - Traducciones técnicas - Traductions techniques - Traduzioni tecniche

IT		IT	
- eFSB	per veicoli senza freno stazionamento elettrico	für Fahrzeuge mit Doppelbereifung hinten	per veicoli con pneumatico in gemellato posteriore
Einstellung nach oben	Impostazione verso l'alto	für Fahrzeuge mit Drehsitz	per veicoli con sedile girevole
Einstellung nach unten	Impostazione verso il basso	für Fahrzeuge mit Einfachbereifung hinten	per veicoli con pneumatico in singolo posteriore
Einzelteile siehe Stückliste	per componenti, vd. lista pezzi	für Fahrzeuge mit elektronischer Bremskraftverteilung (EBD)	per veicoli con ripartizione elettronica frenata (EBD)
Erfüllte Qualitätsstufen	Erfüllte Qualitätsstufen	für Fahrzeuge mit erhöhter Bodenfreiheit	per veicoli con altezza da terra maggiorata
- ESP	per veicoli senza ESP	für Fahrzeuge mit Hochdach	per veicoli con imperiale
Euro5/Euro6	Euro5/Euro6	für Fahrzeuge mit Klimaanlage	per veicoli con aria condizionata
Fahrzeugproduktionsland	Paese produzione veicolo	für Fahrzeuge mit Scheibenbremse an der Hinterachse	per veicoli con freni a disco ad assale posteriore
Felge Lochzahl	Cerchione, N° fori	für Fahrzeuge mit Schlechtwegausführung	per veicoli con sospensioni off-road
Felgengröße [Zoll]	Misura cerchione [pollici]	für Fahrzeuge mit Start-Stopp-Funktion	per veicoli con funzione di start-stop
Frankreich	Francia	für Fahrzeuge mit Trommelbremse an der Hinterachse	per veicoli con freni a tamburo ad assale posteriore
für Artikelnummer	per n° articolo		
für Behördenfahrzeuge	per veicoli dell'amministrazione pubblica		
für DAM-Nummer ab →	per numero DAM da		
für Doppelbereifung	per pneumatici gemellati		
für Einfachbereifung	per pneumatici singoli		
für erhöhte Nutzlast	per elevata portata utile		
für Facelift	per Facelift		
für Fahrzeuge mit 3. Sitzreihe	per veicoli con 3ª fila sedili		
für Fahrzeuge mit Aktivlenkung	per veicoli con meccanismo sterzo attivo		
für Fahrzeuge mit Bremskraftregler	per veicoli con modulatore frenata		



Technische Übersetzungen

Technical translations - Traducciones técnicas - Traductions techniques - Traduzioni tecniche

IT		IT	
für Fahrzeuge mit verstärktem Fahrwerk	per veicoli con autotelaio rinforzato	für Fahrzeuge ohne Tempomat	per veicoli senza Tempomat
für Fahrzeuge mit verstärkter Bremse	per veicoli con freno rinforzato	für Fahrzeuge ohne verstärktes Fahrwerk	per veicoli senza autotelaio rinforzato
für Fahrzeuge ohne 3. Sitzreihe	per veicoli senza 3 ^a fila sedili	für Ganzbodenkonsole	per console a piano intero
für Fahrzeuge ohne abklappbaren Handbremshebel	per veicoli senza leva freno a mano ribaltabile	für Linkslenker	per veicolo con guida a Sx
für Fahrzeuge ohne Aktivlenkung	per veicoli senza meccanismo sterzo attivo	für Rechtslenker	per veicolo con guida a Dx
für Fahrzeuge ohne Anhängavorrichtung	per veicoli senza gancio traino	für Reifenabmessung	per dimensioni pneumatici
für Fahrzeuge ohne Drehsitz	per veicoli senza sedile girevole	für Stahlfelgen	per cerchioni in acciaio
für Fahrzeuge ohne erhöhte Achslast	per veicoli senza carico assiale elevato	für Variant Code	per codice variante
für Fahrzeuge ohne Hochdach	per veicoli senza imperiale	für verkürzten Radstand	per passo accorciato
für Fahrzeuge ohne Klimaanlage	per veicoli senza aria condizionata	für verlängerten Radstand	per passo allungato
für Fahrzeuge ohne Schlechtwegeausführung	per veicoli senza sospensioni off-road	Gebrauchsnummer	Codice d'uso
für Fahrzeuge ohne Sportfahrwerk	per veicoli senza autotelaio sportivo	Getriebeautomatik 7 Gang	Cambio automatico a 7 marce
für Fahrzeuge ohne Start-Stopp-Funktion	per veicoli senza funzione di start-stop	GG	Ghisa grigia
		Groß Britanien	Gran Bretagna
		- HEB	senza leva
		Innendurchmesser 1 [mm]	Diametro interno 1 [mm]
		Innendurchmesser 2 [mm]	Diametro interno 2 [mm]
		Ja	Si
		Japan	Giappone
		Kasten	Furgonato
		Kasten/ Kombi	Cassone / Furgonato / Promiscuo
		Kit original ATE	Denominazione aggiuntiva dell'articolo, Kit originali ATE

Technische Übersetzungen

Technical translations - Traducciones tecnicas - Traductions techniques - Traduzioni tecniche

IT		IT	
Kolbendurchmesser [mm]	Diametro pistone [mm]	nicht für Fahrzeuge mit verstärkter Bremse	Non per veicoli con freno rinforzato
Komponentennummer	N° componente	nicht für gepanzerte Fahrzeuge	Non per veicoli corazzati
kurze Ausführung	Versione corta	nicht für heiße Klimazonen	non per zone climatiche calde
L=	Lunghezza [mm]	nicht für Leichtmetallfelgen	non per cerchi in lega leggera
L2=	Lunghezza 2 [mm]	nicht für Multi-link Achse	Non per assale multilink
Länderspezifische Verpackungs- und Status-Informationen	Informazioni di imballaggio e di stato specifiche per i diversi Paesi	nicht für Polizeifahrzeuge	Non per mezzi della polizia
Lochanzahl	N° fori	nicht für verlängerten Radstand	Non per passo allungato
Lochkreis-Ø [mm]	Cerchio foro-Ø [mm]	nicht für Wohnmobile	Non per camper
mit Radbefestigungsbolzen	con bullone fissaggio ruota	nicht für zul. Gesamtgewicht [kg]	non per peso complessivo omologato [Kg]
mittlerer Radstand	Passo ruote medio	nur paarweise austauschen	da sostituire solo in coppia
mit Verstärkung	con rinforzo	Nutzlast [kg]	Portata utile [kg]
Motorcode	Codice motore	Nutzlast ab [kg]	Portata utile da [kg]
Multi-link Achse	Assale multilink	Nutzlast bis [kg]	Portata utile fino a [kg]
Nabenbohrung-Ø[mm]	Foro mozzo-Ø [mm]	Orga →	per numero organizzazione da
Nicht erfüllte Qualitätsstufen	Nicht erfüllte Qualitätsstufen	porca de ajuste	Denominazione aggiuntiva dell'articolo, dado di regolazione
nicht für Ausstattungsvariante	non per tipo equipaggiamento	Pritsche/Doppelk.	Pianale piatto / Cabina doppia
nicht für Behördenfahrzeuge	Non per veicoli dell'amministrazione pubbl.	Pritsche/Fahrgestell	Pianale piatto/Telaio
nicht für Doppelbereifung	Non per pneumatici gemellati	Produkttyp vorhanden	Produkttyp vorhanden
nicht für erhöhte Nutzlast	Non per elevata portata utile	Radstand [mm]	Passo ruote [mm]
nicht für Facelift	non per Facelift		



Technische Übersetzungen

Technical translations - Traducciones técnicas - Traductions techniques - Traduzioni tecniche

IT		IT	
Republik Korea (Südkorea)	Repubblica di Corea(Corea del Sud)	Ø2	Diametro 2 [mm]
- RLG	senza cuscinetto ruota	→	Anno da N° telaio da
RWD	Trazione posteriore	→	Anno fino a N° telaio fino a
- RZ	senza cilindretto freno	→ für DAM-Nummer bis	per numero DAM fino a
- RZR	senza regolatore integrato	→ Orga	per numero organizzazione fino a
Satz	Serie / Kit	→ VET	N° VET fino a
SB gerechte Verpackung	Imballaggio self-service		
Schaltgetriebe	Cambio manuale		
Schaltgetriebe 5 Gang	Cambio manuale a 5 marce		
Schaltgetriebe 6 Gang	Cambio manuale a 6 marce		
Scheibenbremse	Freno a disco		
- SCS	per veicoli senza SCS		
Slowakische Republik	Repubblica slovacca		
Thailand	Tailandia		
TopKit original ATE	Denominazione aggiuntiva dell'articolo, TopKit originali ATE		
Trommelbremse	Freno a tamburo		
TRW	Sistema frenante, Lucas / TRW		
Türenanzahl	N° portiere		
Ungarn	Ungheria		
Version	Versione		
VET →	N° VET da		
vormontiert	premontato		
VW	Sistema frenante, Volkswagen		
x	Larghezza [mm] Altezza interna tamb. freno [mm]		
- Zub	senza accessori		
Ø	Diametro [mm] Diametro tamburo del freno esterno [mm] Diametro interno [mm] Diametro tamburo del freno interno[mm]		
Ø1	Diametro 1 [mm]		

ATE – A Trademark of the
Continental Corporation

**Continental Aftermarket &
Services GmbH**

Sodener Straße 9
D-65824 Schwalbach
Tel. +49 (0) 6196 87 0
Fax +49 (0) 6196 865 71

www.ate.de

**Continental Automotive Trading
Italia S.r.l.**

Via Matteotti, 62
I-20092 Cinisello Balsamo (MI)
Tel. +39 02 35680 1
Fax +39 02 35680 325
E-Mail: supporto@continental-corporation.com

www.ate-freni.it

**Continental Automotive Trading
France**

6 rue Jean Moulin
F-78120 Rambouillet
Tél. +33 (0)9 69 37 37 37

www.ate-freinage.fr

Continental Automotive Spain, S.A.

C/ Sepúlveda, 11
E-28108 Alcobendas (Madrid) Phone
+34 (0) 657 21 21
Fax +34 (0)91 657 21 49

www.frenos-ate.es